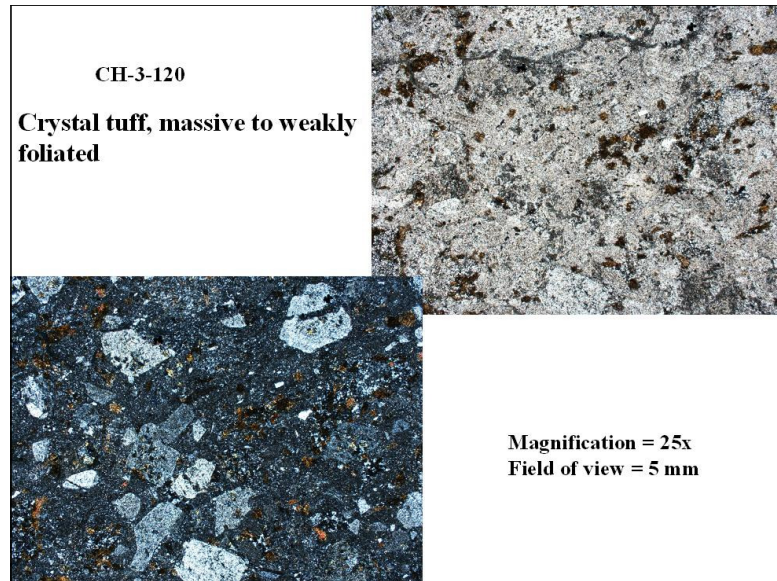




Appendix 3. Petrographic thin-section photomicrographs




**Petrographic thin-section photomicrograph 1: felsic crystal-metatuff**  
(right upper photo is plane polarized light and left lower is crossed polars)



**Petrographic thin-section photomicrograph 2: felsic lithic-metatuff**



**Petrographic thin-section photomicrograph 3: felsic crystal-lithic metatuff**



**Petrographic thin-section photomicrograph 4, mafic metalava**  
 (right upper photo is plane polarized light and left lower photo is crossed polars)