Colonial Pipeline Company

Jeff D. Morrison
Environmental Program Specialist

Phone: (770) 819.3566
e-mail: jmorrison@colpipe.com

October 30, 2020

To: Dan Bowser, et al.

Re: **Colonial Pipeline SR 2448/Pipeline ROW**
Incident Number 95827
Huntersville, North Carolina

Dear Dan,

Colonial Pipeline Company (Colonial) is pleased transmit the Initial Assessment Report (IAR) regarding the above-referenced incident.[1] The report was prepared in conjunction with Apex Engineering, P.C.

Although Colonial is not required to submit this IAR until 90 days from the discovery of the release (which, in this instance, would be November 12, 2020), Colonial is pleased to provide this report to NC DEQ in advance of that deadline. Colonial hopes that providing this information before the deadline will prove helpful to NC DEQ and that once NC DEQ reviews the information, the Department will appreciate the breadth of the site assessment that Colonial has already performed at the site.

As Colonial discussed with DEQ this week, due to the complex nature of liquid pipeline operations, calculating an estimated released volume is an intricate task that requires the thoughtful and detailed analysis of several different data points. Colonial is still in the process of collecting and analyzing environmental information that is critical to our ability to accurately estimate the volume released. Colonial is committed to working with the DEQ to review information in a collaborative manner as we continue to analyze this data to determine an estimate of the volume released. Additionally, Colonial is preparing to cut out the section of the pipeline where the release occurred and to conduct a metallurgical analysis and to confirm the type and extent of the defect. That work is currently scheduled to begin the week of November 9th and is expected to take approximately 6 weeks, and once it is complete, it will provide another critical data point for the released volume calculation.

If you have any questions or require additional information, please contact either myself at 770.819.3566 / jmorrison@colpipe.com or John Culbreath at 704.399.5259 / jculbrea@colpipe.com.

Respectfully,

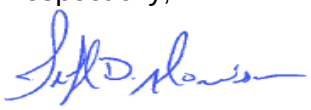

Jeff D. Morrison
Environmental Program Specialist

[1] The IAR also includes the monthly groundwater monitoring information for October 2020, as required by the September 25, 2020, Notice of Violation.

Initial Assessment Report
SR 2448 / Pipeline ROW
Incident Number 95827

Huntersville, Mecklenburg County, North Carolina 28078

October 30, 2020

Apex Job No.: CPC20126

Prepared for:

Mr. John Wyatt
4295 Cromwell Rd. #311
Chattanooga, Tennessee 37421

Prepared by:

Apex Companies, LLC
(d.b.a Apex Engineering, P.C.)
5900 Northwoods Business Parkway, Suite 5900-O
Charlotte, North Carolina 28269

Prepared By:

Andrew Street, CHMM, RSM
Senior Project Manager

Reviewed By:

Tom Nauman, P.G.
Senior Scientist
NC License No. 2405

NORTH CAROLINA LICENSED SEAL 2405 GEOLOGIST THOMAS EDWARD NAUMANN 10/30/20

Matt Gorman, P.E.
Program Manager
NC License No. 041588

TABLE OF CONTENTS

1.0 INTRODUCTION 1
2.0 SITE INFORMATION 1
2.2 Information about Contacts Associated with the Release 1
2.3 Information about Releases 1
2.4 Certification 2
3.0 SITE HISTORY AND CHARACTERIZATION 2
4.0 INITIAL RESPONSE AND ABATEMENT ACTION 3
5.0 EXCAVATION OF CONTAMINATED SOIL 3
5.1 Initial Soil Assessment Activities 4
6.0 FREE PRODUCT INVESTIGATION AND RECOVERY ACTIVITIES 4
7.0 SURFACE WATER AND SEDIMENT INVESTIGATION ACTIVITIES AND RESULTS 5
8.0 GROUNDWATER INVESTIGATION ACTIVITIES AND RESULTS 5
9.0 WATER SUPPLY WELL ABANDONMENT AND PUBLIC WATER SERVICE CONNECTIONS 7
10.0 CONCLUSIONS 7

Figures

Figure 1 Site Location Map
Figure 2 Site Plan
Figure 3 Potential Receptor Map
Figure 4 Groundwater Potentiometric Surface Map
Figure 5 Hand-Auger Soil Boring and Test Pit Locations
Figure 6 Soil Sampling Results
Figure 7 Free Product Distribution Map
Figure 8 Monitoring Well Sampling Results
Figure 9 Water Supply Well Sampling Results
Figure 10 Benzene Isoconcentration Map

Table

Table 1 Summary of Hand-Auger Boring Soil Screening Results
Table 2 Summary of Soil Sampling Results: Volatile Organic Compounds
Table 3 Summary of Soil Sampling Results: Volatile Petroleum Hydrocarbons
Table 4 Summary of Recovery Well Gauging Data
Table 5 Summary of Monitoring Well Gauging Data
Table 6 Summary of Monitoring Well Sampling Results
Table 7 Summary of Water Supply Well Sampling Results

Appendices

Appendix A Waste Manifests and Bills of Lading
Appendix B Laboratory Analytical Reports
Appendix C Boring Logs and Well Construction Records
Appendix D Surface Water and Sediment Sampling Information
Appendix E Groundwater Sampling Logs
Appendix F Well Abandonment Records

1.0 INTRODUCTION

A gasoline release was discovered on August 14, 2020 in an area approximately 350 feet northeast of where the Colonial Pipeline Company (CPC) pipelines cross Huntersville-Concord Road (State Road [SR] 2448). The release occurred from the CPC's Line 1. The release is referred to herein as the 2020-L1-SR2448 Release. A Site Location Map is provided as **Figure 1** and a Site Plan is provided as **Figure 2**. CPC promptly commenced abatement and corrective action measures in addition to an investigation of the source of the release. This report summarizes the incident response and abatement and assessment activities associated with the 2020-L1-SR2448 Release.

2.0 SITE INFORMATION

- Date of Report: October 30, 2020
- Facility I.D.: N/A Incident Number: 95827 Site Rank: N/A
- Site Name: Colonial Pipeline Company – 2020-L1-SR2448
- Site Street Address: 14511 Huntersville-Concord Road
- City/Town: Huntersville Zip Code: 28078 County: Mecklenburg County
- Description of Geographical Data Point: 350 Feet Northeast of SR 2448/CPC ROW
- Location Method: GPS
- Latitude: 35.414106 Longitude: -80.806185

2.2 Information about Contacts Associated with the Release

- Owner: Colonial Pipeline Company
  Address: 1185 Sanctuary Parkway, Suite 100, Alpharetta, GA Telephone: 678-762-2200
- Operator: Colonial Pipeline Company
  Address: 1185 Sanctuary Parkway, Suite 100, Alpharetta, GA Telephone: 678-762-2200
- Property Owner/Occupant: Mecklenburg County
  Address: 600 E. 4th Street, 11th Floor, Charlotte, NC Telephone: 704-336-3000
- Consultant/Contractor: Apex Companies, LLC
  Address: 5900 Northwoods Business Pkwy, Suite 5900-O, Charlotte, NC Telephone: 704-799-6390
- Analytical Laboratory: Pace Analytical Services, LLC State Certification No.:375
  Address: 9800 Kincey Avenue, Suite 100, Huntersville, NC Telephone: 704-875-9092

2.3 Information about Release

- Date Discovered: 8/14/2020
- Estimated Quantity of Release: Estimate TBD[1]
- Cause of Release: Under Investigation
- Source of Release: Line 1
- Sizes and contents of UST(s) or other containment from which the release occurred: N/A

[1] An estimate of 272,580 gallons was provided to PHMSA on September 14, 2020 as part of Colonial's 7000.1 report. As NCDEQ is aware, Colonial is actively evaluating a dynamic set of facts and factors that influence estimates of product released. Estimates of recovered volumes are included within the report; these amounts are under review and subject to change.

2.4 Certification

I, Tom Nauman, P.G., a Licensed Geologist for Apex Companies, LLC (d.b.a Apex Engineering, P.C.; Apex) do certify that the information contained in this report is correct and accurate to the best of my knowledge. Further, I hereby attest that certain emergency response information documented in this report was collected by third parties that were not under contract to Apex and/or were not working under my direction or supervision.





Apex Engineering, P.C. is licensed to practice geology and engineering in North Carolina. The geology certification number of the company is C-519.

3.0 SITE HISTORY AND CHARACTERIZATION

On August 14, 2020, CPC and local emergency response agencies were notified of a suspected gasoline release within the CPC right of way (ROW) on the Oehler Nature Preserve near the intersection of SR 2448 (**Figure 2**). Line excavation and inspection in the release area confirmed the source of the release as coming from CPC Line 1 and the released product was confirmed to be gasoline. The release was promptly controlled, and CPC immediately initiated soil excavation and free product recovery efforts.

The area within a 1,500 foot radius of the Site is a mixture of low density residential properties, agricultural properties and wooded land. Properties within a 1,500 foot radius of the release area obtain potable water from public water supply or private water supply wells (**Figure 3**). The Site is located within the Yadkin Pee-Dee River Basin. North Prong Clarke Creek is located approximately 1,800 feet north of the release area and South Prong Clarke Creek is located approximately 2,700 feet south of the release area, both of which are characterized by the North Carolina Department of Environmental Quality (NCDEQ) Division of Water Quality as Class C water bodies meaning that they are protected for non-drinking water purposes such as biological integrity, fishing, and infrequent secondary recreational purposes (i.e., wading).

Mecklenburg County is located within the Piedmont physiographic province, characterized by rolling hills and moderately steep valleys formed by stream erosion of upland areas. Average relief is less than 100 to 150 feet between the upland areas and the stream valleys. Elevations at the Site range from approximately 650 to 750 feet above mean sea level. The surficial soils at the Site consist almost entirely of fine-grained clayey to silty saprolite developed from the weathering of the underlying bedrock. The soil thickness ranges from a few feet to greater than 60 feet. Borings completed indicate the Site is underlain by quartz diorite.

A typical hydrogeologic unit in the Piedmont province is characterized as a single water-bearing zone formed by the saprolite overburden (residuum) and the underlying consolidated bedrock. Saprolite is formed from in-situ chemical weathering of the parent bedrock and exhibits relic structures and textures of the parent rock. The saprolite hydrostratigraphic unit acts as a reservoir to receive and store water that discharges to nearby surface water bodies and recharges the underlying bedrock unit. Groundwater can occur under water table conditions in the saprolite where it fluctuates in response to

recharge. Saprolite may also act hydraulically as a semi-confining unit if its permeability is much less than the permeability of the underlying bedrock. Surficial groundwater at the Site is estimated to flow in a general northerly and southerly direction (**Figure 4**). Groundwater in the bedrock unit can occur under confined, semi-confined, or unconfined conditions. Within the bedrock unit, groundwater is transmitted through, and stored in, secondary joints and fractures. Secondary porosity of the bedrock unit is dependent on size, density, and interconnections of the fractures. Bedrock porosity is generally much less than the porosity of saprolite. Distribution and interconnections of fractures can control local groundwater flow directions and velocities in bedrock.

Based on risk-based rules established under House Bill 765, Risk Based Corrective Action (RBCA) Rules, which were established for releases from petroleum underground storage tanks (USTs), are also applicable to non-UST releases of petroleum. Under the RBCA framework, corrective action objectives for impacted-groundwater at the Site are based on risk classification criteria and the associated remedial goals established under North Carolina 15A NCAC 2L .0506 regulations. The risk classification for a site is based on several factors, including the distance from the source area of a release to receptors such as surface water bodies and water supply wells. The risk classification for the Site is 'high risk' due to the presence of multiple water supply wells within 1,000 feet of the release (**Figure 3**). Groundwater remediation goals for sites classified as high risk are the 2L Groundwater Quality Standards.

4.0 INITIAL RESPONSE AND ABATEMENT ACTION

CPC and local emergency response agencies were notified of suspected petroleum product surfacing within the CPC right of way on the Oehler Nature Preserve near the intersection of SR 2448 (**Figure 2**) on August 14, 2020 at 18:20. Colonial personnel confirmed a product release at 18:42, believed to be gasoline. Colonial personnel contacted the CPC Control Center in Alpharetta, Georgia to provide notification of the visible release and the Control Center initiated shutdown of Lines 1 and 2 at 18:43. The lines were blocked by closing valves upstream of the release location at CPC Charlotte Delivery Facility and downstream of the release location at CPC Kannapolis Station. Notifications were made to Mecklenburg County, the United States Environmental Protection Agency (EPA), the NCDEQ and the Pipeline and Hazardous Material Safety Administration (PHMSA). CPC mobilized internal and emergency response contractor resources to the Site and established an Incident Command Post to support the response activities. Line excavation and inspection on August 14, 2020 confirmed the release was gasoline from CPC's Line 1 at approximately 24:00. The release was promptly controlled, and free product recovery efforts were initiated. CPC has recovered approximately 90,930 gallons of free product from the release source location during initial response activities. As of October 26, 2020 CPC has recovered an additional 240,379 gallons of free product from the recovery well network and free product recovery systems.

5.0 EXCAVATION OF CONTAMINATED SOIL

Approximately 800 tons of petroleum-impacted soil were excavated by STAT, Inc. of Lenior, North Carolina beginning on August 14, 2020 during efforts to expose Line 1 and Line 2 and to identify the release location. An excavation measuring approximately 35 feet by 40 feet by 10 feet deep was completed to expose Lines 1 and 2 at the release location and to install a steel sleeve over the damaged section of pipe. Additional source area soil removal activities associated with the line inspection, repair, and recoating activities are underway. To date, over 4,000 tons of petroleum impacted soil have been excavated from the release source area. Soil was transported to the Charlotte Motor Speedway Landfill located in Concord, North Carolina and operated by Republic Services (Permit No. 1304-MSWLF-1992). Copies of waste manifests are provided as **Appendix A**. Post-excavation confirmation sampling activities are planned prior to backfilling activities.

5.1 Initial Soil Assessment Activities

A total of 134 hand auger borings and 18 test pits were installed between August 16, 2020 and September 1, 2020 to variable depths ranging from approximately 3 feet to 29 feet below ground surface (bgs). Test pits were typically advanced to the vertical limit of the excavation equipment capabilities and assessed for the presence or absence of gross petroleum impact based on visual and olfactory indications. Soil samples were retrieved from the boreholes and screened with a photoionization detector (PID) as a preliminary means for assessing the presence or absence of petroleum impacts in shallow soil. Soil borings with maximum PID readings of <50 parts per million (ppm) and >50 ppm total volatile organic compounds (VOCs) were designated as non-impacted and impacted, respectively, for preliminary soil delineation purposes. The hand-auger borings and soil impacted/non-impacted determinations are summarized in **Table 1**. Hand-auger boring and test pit locations are shown on **Figure 5**.

Additional soil assessment activities were completed during monitoring well and recovery well installation activities. The objective of the work was to perform a preliminary delineation of petroleum impacts in soil to concentrations below NCDEQ Maximum Soil Contaminant Concentrations (MSCCs). Soil borings were advanced with either a Geoprobe® direct-push drill rig or a sonic drill rig. The Geoprobe® direct-push drill rig was operated by S&ME, Inc. under the direction of AECOM. The sonic drill rigs were operated by Walker-Hill Environmental and Cascade Drilling LP under the direction of Apex. Soil cores were retrieved, and samples were collected at 2.5 foot to 5 foot intervals, placed in airtight containers and allowed to equilibrate for approximately 15 minutes before measuring VOC headspace readings with a PID. The samples exhibiting the highest headspace readings were typically selected for chemical analysis unless free product is present. In cases where there were no significant PID measurements in a boring, the depth interval corresponding to the terminus of the unsaturated zone was typically selected for chemical analysis.

A total of 128 soil samples were selected from 66 borings and submitted to Pace Analytical Services, LLC (Pace) of Huntersville, North Carolina for laboratory analysis of the following chemical specific parameters in accordance with NCDEQ requirements:

- VOCs by EPA Method 8260D; and
- Volatile Petroleum Hydrocarbons (VPH) by the Massachusetts Department of Environmental Quality (MADEP) Method.

Results of the chemical specific laboratory analysis are summarized in **Table 2** and **Table 3**, and on **Figure 6**. Laboratory analytical reports are provided in **Appendix B**. Boring logs indicating soil sample intervals and PID readings are provided in **Appendix C**.

6.0 FREE PRODUCT INVESTIGATION AND RECOVERY ACTIVITIES

Free product recovery efforts were initiated on August 14, 2020, immediately after the release was controlled. Vacuum trucks operated by multiple emergency release contractors mobilized to the Site to recover free product from the line excavation and nearby seepage areas. Absorbent booms were installed in proximate swales west of the release area. Approximately 90,930 gallons of free product were recovered at the release source location during initial response activities, thereby mitigating the volume released into the subsurface.

A Geoprobe® direct-push drill rig and hollow stem auger drill rig were deployed to the Site on August 23, 2020. Free product was encountered in direct push boring TW-1, at a depth of approximately 32 feet bgs on August 23, 2020. A stinger pipe was installed in the boring and connected to a vacuum truck as an interim means of free product recovery. Sonic drill rigs were deployed to the Site on August 27, 2020 and September 1, 2020, respectively, to drill and install recovery wells in the release source

area. Between August 27, 2020 and October 4, 2020, a total of 40 recovery wells were installed within the release source area, including overdrilling of TW-1.

Free product was separated from petroleum contact water in frac tanks. Recovered free product and petroleum contact water were transported to the Midwest Gas Company located in Columbus, Ohio, for recycling and disposal. Copies of bills of lading are provided as **Appendix A**.

7.0 SURFACE WATER AND SEDIMENT INVESTIGATION ACTIVITIES AND RESULTS

The Site is located within the Yadkin Pee-Dee River Basin. North Prong Clarke Creek is located approximately 1,800 feet north of the release area and South Prong Clarke Creek is located approximately 2,700 feet south of the release area, both of which are classified as Class C water bodies by the NCDEQ Division of Water Resources. A groundwater seep and ephemeral stream are located approximately 1,200 feet southeast of the release area. The ephemeral stream flows to South Prong Clarke Creek.

Surface water sampling was conducted by Environmental Planning Specialists, Inc. (EPS) daily at 12 locations (SW-1 through SW-12) from August 15, 2020 through August 22, 2020 (**Appendix D - Figure 1**). Weekly surface water sampling was performed at locations SW-1 through SW-7 beginning on August 27, 2020. Surface water samples were also collected after rain events equal to or greater than one-inch during a 24-hour period. Qualifying rain events occurred each day between September 1 and September 3, 2020, and surface water samples were collected. Surface water samples were also collected from groundwater seep location (SW Seep) and the receiving ephemeral stream (Seep Confluence) daily on from September 1-3, 2020, and weekly thereafter, and after qualifying rain events.

Sediment sampling was also performed by EPS at 12 locations (SD-1 through SD-12) on August 16, 2020. A second sediment sample was collected at SD-6 on August 19, 2020 to validate the August 16, 2020 sampling results. Sediment sample locations SD-1 thorough SD-12 were paired with surface water samples SW-1 through SW-12 (**Appendix D - Figure 1**).

Surface water and sediment samples were collected in laboratory supplied bottleware, placed on ice, and transported, via standard chain-of-custody protocol, to Pace of Huntersville, North Carolina. Samples were analyzed for the presence of benzene, toluene, ethylbenzene, xylenes (collectively known as BTEX) by EPA Method 8260D, and total petroleum hydrocarbons (TPH) gasoline range organics (GRO) by EPA Method 8015C. All surface water samples collected to date have been non-detect for the constituents analyzed. With the exception of a toluene detection at SD-6 of 8.2 micrograms per kilogram (ug/kg), all sediment samples collected to date have also been non-detect for the constituents analyzed. The detection at SD-6 was below the EPA Region 4 Ecological Screening Values for toluene. Sediment sampling location SD-6 was resampled on August 19, 2020 to validate the August 16, 2020 results. The August 19, 2020 SD-6 sample results were non-detect for all constituents analyzed, including toluene. A surface water and sediment sample locations map, surface water sampling results, general surface water parameter measurements, and sediment sampling results are summarized in **Appendix D - Figure 1**, and **Table 1** through **Table 3**, respectively. Copies of laboratory analytical reports are provided in **Appendix B**.

8.0 GROUNDWATER INVESTIGATION ACTIVITIES AND RESULTS

A geophysical survey was performed between August 26, 2020 and September 24, 2020 to map the bedrock surface contours, identify potential bedrock fractures and major groundwater path flows within the groundwater investigation area, and to guide placement of monitoring and recovery wells.

Between August 27, 2020 and October 4, 2020, a total of 60 monitoring wells were installed within and along the presumed outer perimeter of the release source area. Monitoring wells were installed utilizing hollow stem auger drilling methods by S&ME, Inc. and utilizing sonic drilling methods by Walker-Hill Environmental and Cascade Drilling LP. Boring logs and Well Construction Records are provided as **Appendix C**.

Well development was performed to evacuate any potable water and sediment introduced during the well drilling and installation process. Monitoring well development was performed in wells with adequate recharge by lowering a decontaminated submersible pump into the screen interval of the well, surging the pump to bring sediment into suspension and pumping several well volumes until the purge water was generally free of sediment. In cases where the water column or recharge rate within a well were insufficient to facilitate monitoring well development, the well was jetted with potable water through a tremie pipe to evacuate sediment. Jetting was continued until the return water was generally free from suspended sediment. The well was then further developed with a submersible pump as described above.

Each monitoring well was sampled once or more between August 28, 2020 and October 8, 2020. Prior to collecting groundwater samples, each monitoring well was purged of three water column volumes using a new high-density polyethylene bailer or a decontaminated stainless steel submersible pump. If a monitoring well went dry during the purging process, the monitoring well was subsequently sampled after adequate recharge. Field water quality measurements were recorded for pH, temperature, conductivity, dissolved oxygen, and oxidation reduction potential using a calibrated water quality meter. Water quality parameters were recorded in accordance with NCDEQ guidelines. Groundwater samples were collected in laboratory supplied bottleware, placed on ice, and transported, via standard chain-of-custody protocol, to Pace. Samples were analyzed for the presence of VOCs by EPA Method 6200, ethylene dibromide by EPA Method 504.1 (initial samples only), VPH by the MADEP Method, and lead by EPA method 6010D. Groundwater sampling logs are provided in **Appendix E**.

Analytical results are summarized in **Table 6** and copies of the laboratory reports are provided in **Appendix B**.

Nine rounds of water supply well sampling were completed by APEX between August 15, 2020 and October 15, 2020 on a weekly basis. Sampling commenced once access for water supply well sampling was granted by the well owner. Water supply well samples were collected in laboratory supplied bottleware, placed on ice, and transported, via standard chain-of-custody protocol, to Pace. Samples were analyzed for the presence of VOCs by EPA Method 6200, VPH by the MADEP Method, and lead by EPA method 6010D.

At the time of this submittal, there have been no detections of petroleum constituents above laboratory reporting limits. In accordance with NCDEQ guidance, and based on current data, CPC will continue sampling residential water supply wells within 1,500 feet of the release area.

9.0 WATER SUPPLY WELL ABANDONMENT AND PUBLIC WATER SERVICE CONNECTIONS

Access to abandon the water supply well (WSW) located at 14108 Huntersville-Concord Road was received from the property owner and a permit to abandon the WSW was issued by Mecklenburg County Health Department. The existing submersible pump was removed from the well on September 9, 2020 and the WSW was disinfected with 15 ounces of chlorine. On September 10, 2020, AECOM oversaw the abandonment of the WSW located at 14108 Huntersville-Concord Road by a North Carolina licensed driller using bentonite chips. The well abandonment records are included as **Appendix F**.

10.0 CONCLUSIONS

A gasoline release was discovered at approximately 18:20 on August 14, 2020. The release source area is approximately 350 feet northeast of where the CPC pipelines cross SR 2448. CPC immediately mobilized internal and emergency response contractor resources to the Site, and established an Incident Command Post to support the response activities. Line excavation and inspection activities confirmed the release was gasoline product from CPC's Line 1 at approximately 24:00 on August 14, 2020. Gasoline free product recovery efforts were initiated immediately after the release was controlled. Notifications were made to Mecklenburg County, the EPA, the NCDEQ, and the PHMSA within the required notification time periods. Approximately 90,930 gallons of free product were recovered at the release source location during initial response activities, thereby mitigating the release into the subsurface. Surface water sampling and WSW sampling commenced on August 15, 2020 and have been performed on a routine basis. To date, petroleum constituents attributed to the 2020-L1-SR2448 release have not been detected in surface water and WSW samples. A total of 100 wells (60 monitoring wells and 40 recovery wells) were installed at the Site between August 27, 2020 and October 6, 2020. Monitoring well sampling activities will continue at the interval prescribed by NCDEQ. CPC recovered approximately 90,930 gallons of free product from the release source location during initial response activities, and an additional 240,379 gallons of free product from the recovery well network and free product recovery systems as of October 24, 2020. As per NCDEQ's Notice dated September 25, 2020, groundwater monitoring reports will be submitted to the NCDEQ Mooresville Regional Office on the 30th of each month until that schedule is revised. A Comprehensive Site Assessment Report meeting the requirements of the most recent version of the UST Section Guidelines for Assessment for Non-UST Releases, will be submitted to the NCDEQ Mooresville Regional Office, the Mecklenburg County Public Health Director and the Manager for the Town of Huntersville, North Carolina by January 20, 2021.

FIGURES



Data Sources: US Geological Survey (Elevation Products)

Checked By:	AS
Created By:	JC
Scale:	1 " = 754 FT
Date/Time:	10/28/2020; 09:59
Project No.:	CPC20126

Site Location Map

Colonial Pipeline Company

2020-L1-SR2448

Huntersville, North Carolina

0 405 810 1,620 2,430 Feet

Figure

1

Release Site

APEX

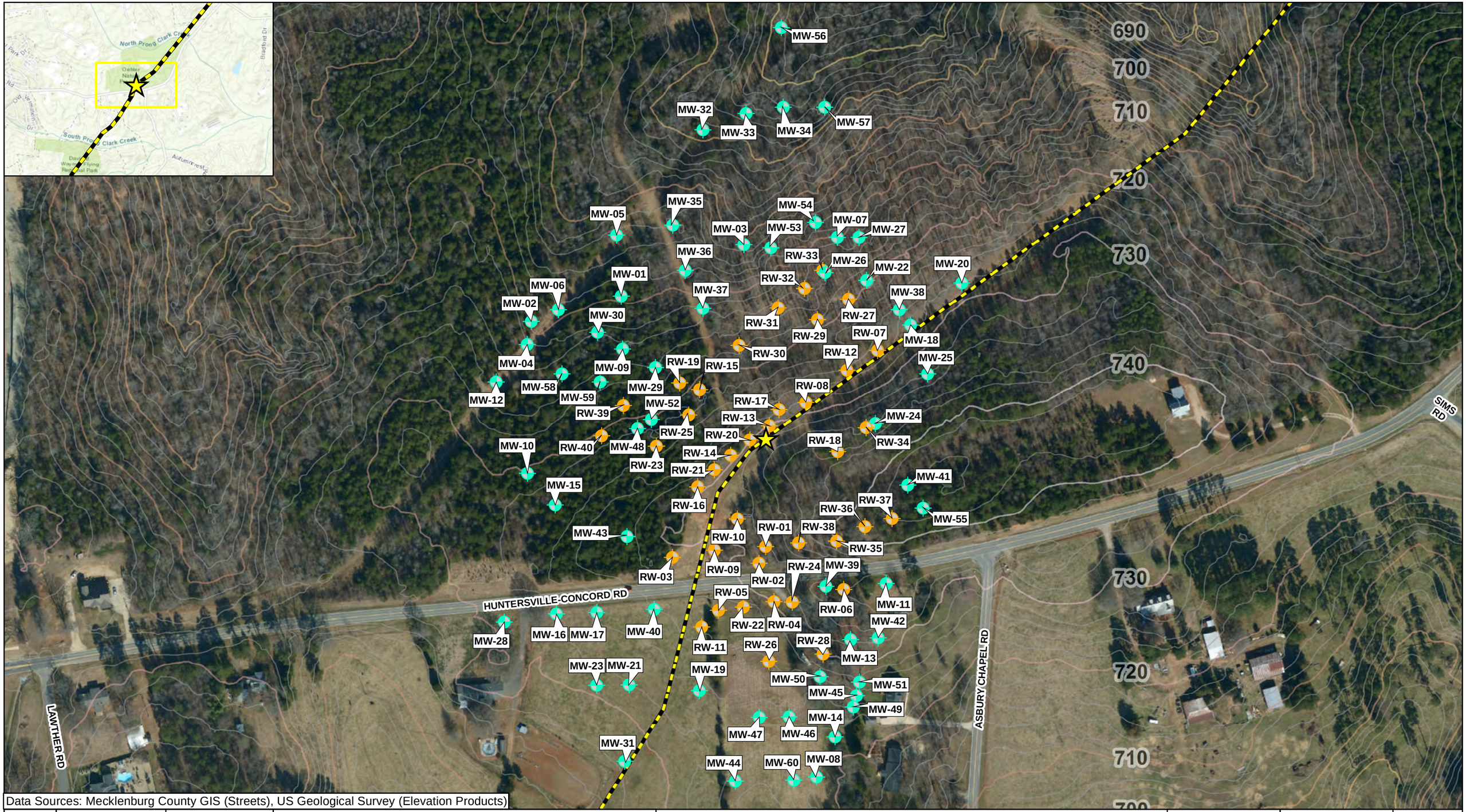

Data Sources: Mecklenburg County GIS (Streets), US Geological Survey (Elevation Products)

Checked By:	AS
Created By:	JC
Scale:	1 " = 175 FT
Date/Time:	10/28/2020; 21:29
Project No.:	CPC20126

Site Plan

Colonial Pipeline Company

2020-L1-SR2448

Huntersville, North Carolina

0 105 210 420 630 Feet

Release Site
Pipeline
Monitoring Well
Recovery Well

APEX

FIGURE 2

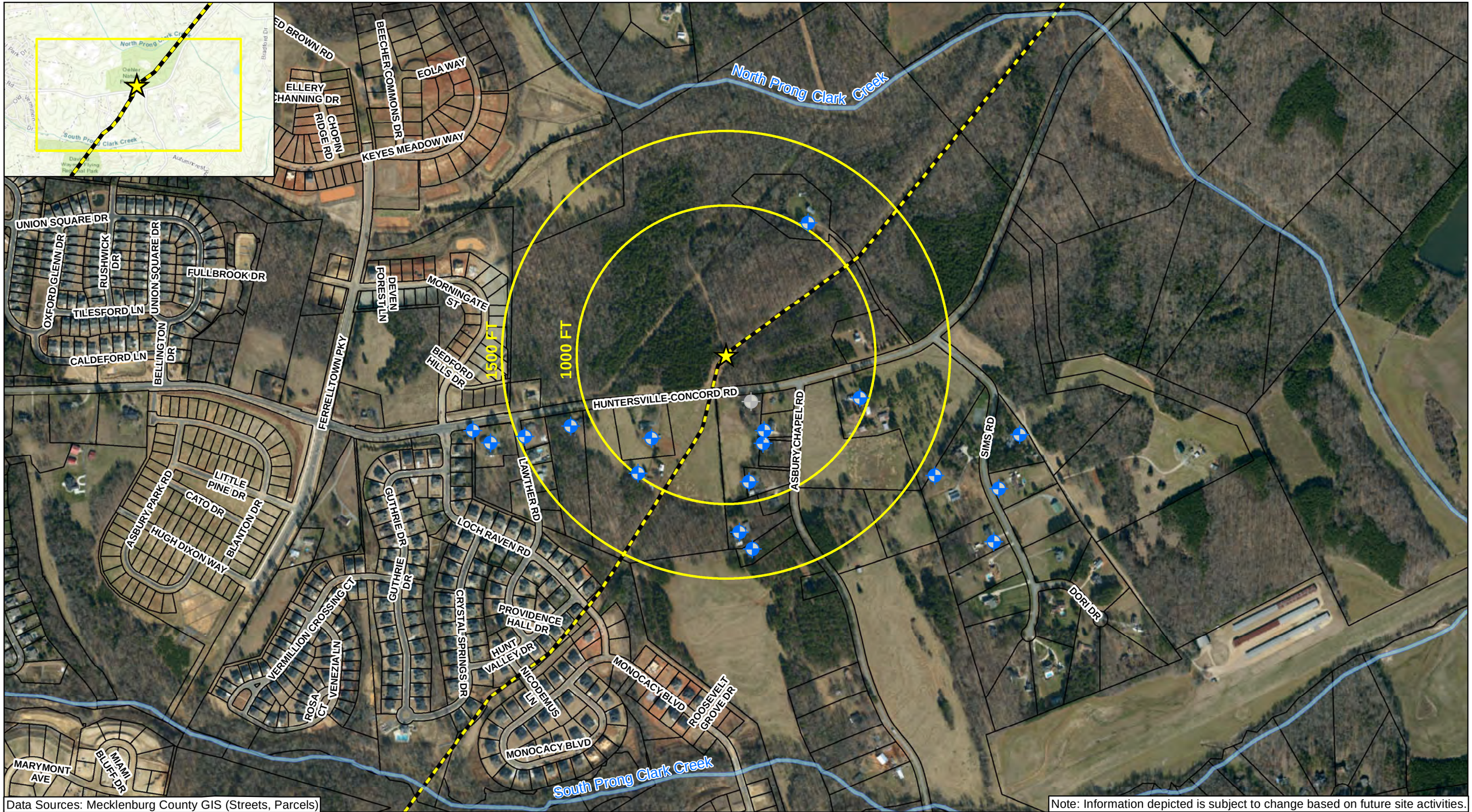

Data Sources: Mecklenburg County GIS (Streets, Parcels)

Note: Information depicted is subject to change based on future site activities.

Checked By:	AS
Created By:	JC
Scale:	1 " = 583 FT
Date/Time:	10/29/2020; 11:39
Project No.:	CPC20126

Potential Receptor Map
Colonial Pipeline Company
2020-L1-SR2448
Huntersville, North Carolina

0 362.5 725 1,450 2,175 Feet

Release Site
Pipeline
Water Supply Well
Water Supply Well (Abandoned)
Parcel Boundaries

APEX

FIGURE 3

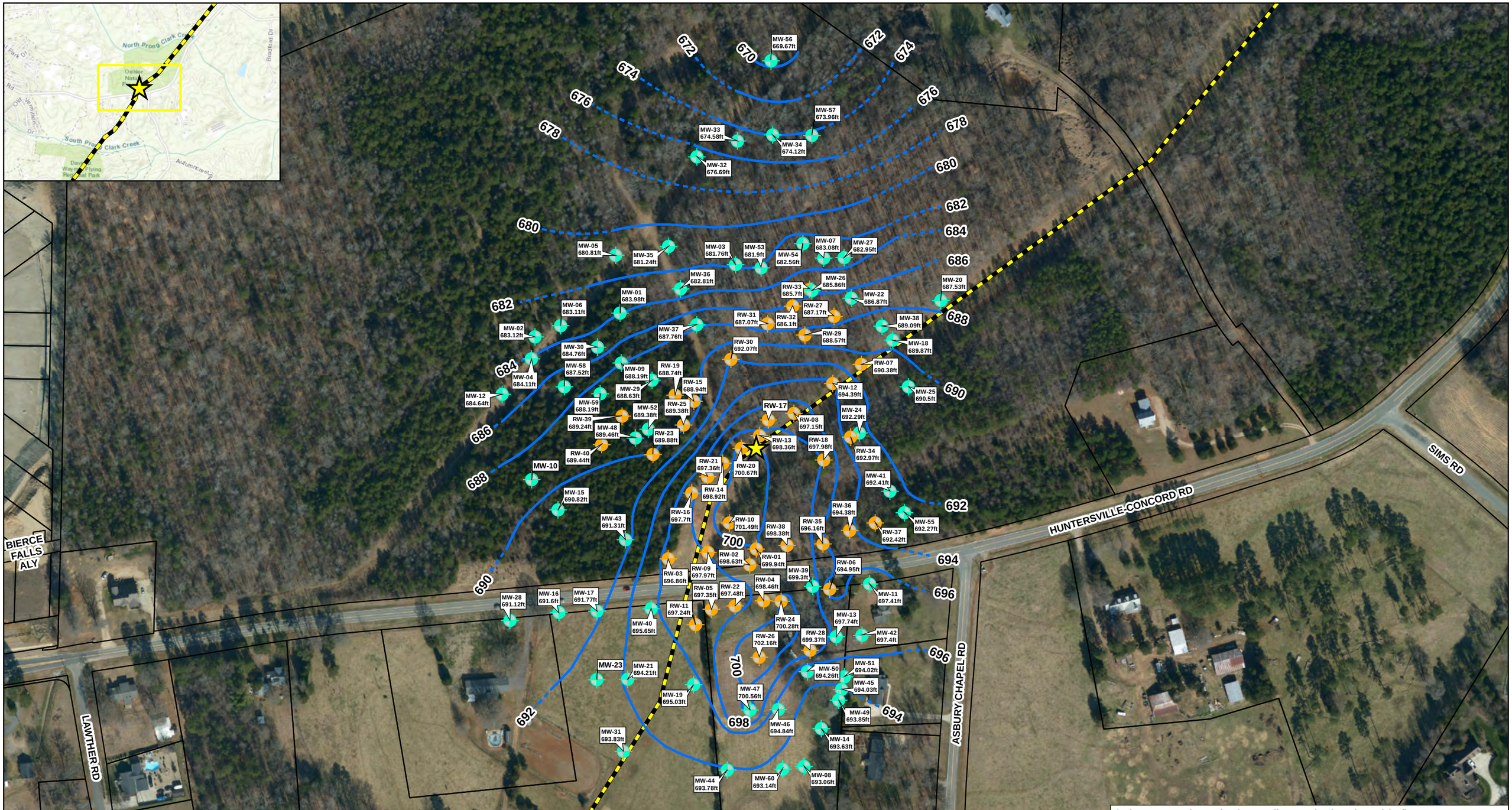

Data Sources: Mecklenburg County GIS (Parcels, Streets)

Only surveyed monitoring wells are depicted on this figure.
Information depicted is subject to change based on future site activities.

Checked By:	AS
Created By:	BM
Scale:	1 " = 192 FT
Date/Time:	10/29/2020; 13:53
Project No.:	CPC20126

Groundwater Potentiometric Surface Map
Colonial Pipeline Company
2020-L1-SR2448
Huntersville, North Carolina

0 120 240 480 720 Feet

Release Site
Pipeline
Equipotential Contour (Ft. MSL) (Dashed where Inferred)
Monitoring Well
Recovery Well
Parcel Boundaries

NOTES:
The following locations were not included to create this potentiometric surface map: MW-10 (Dry), MW-23 (Damaged), RW-17 (Outlier)
Contours based on monitoring well gauging data collected on 10/19/2020
Contours interpolated using ArcMap Spatial Analyst (Kriging)

APEX

FIGURE 4

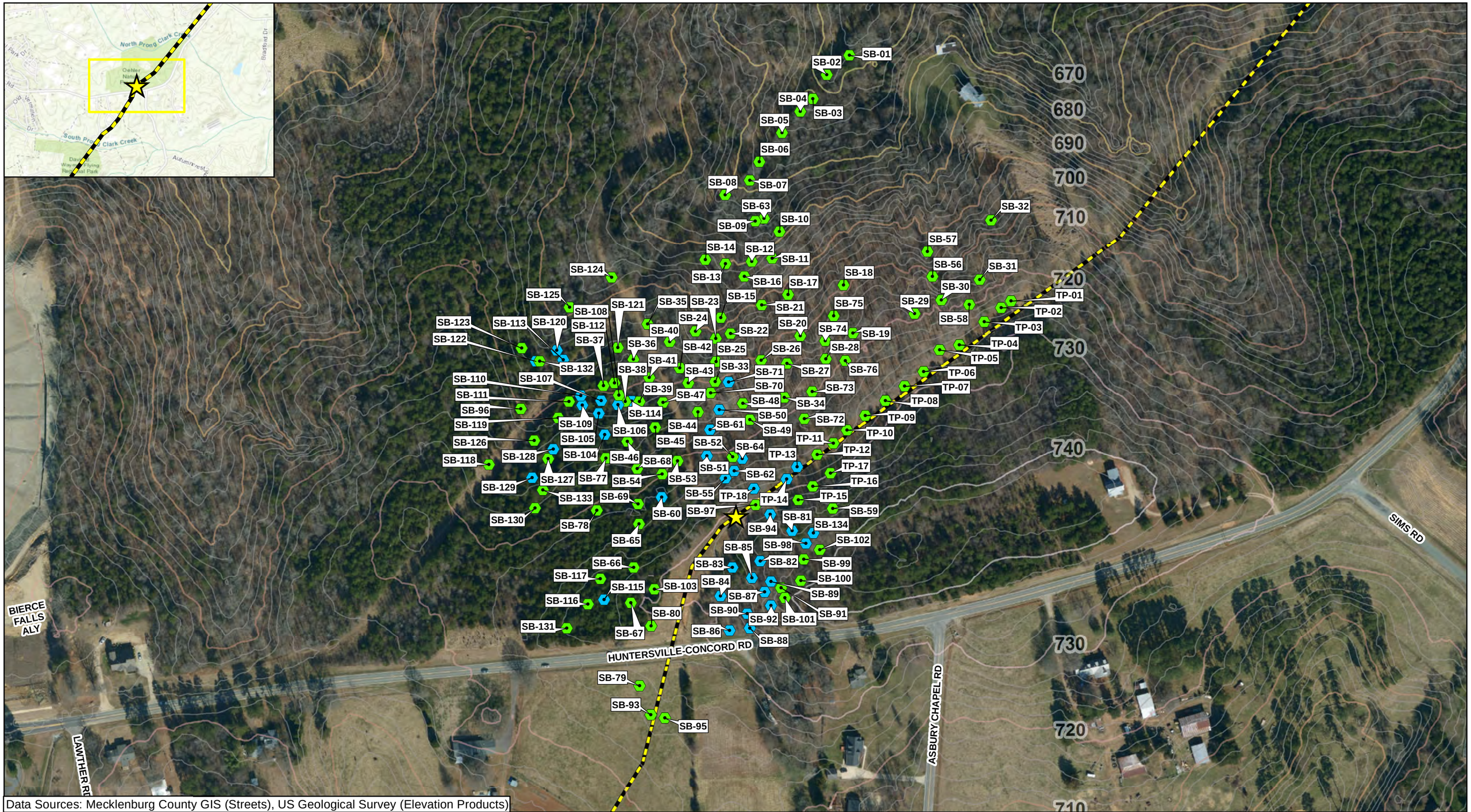

Data Sources: Mecklenburg County GIS (Streets), US Geological Survey (Elevation Products)

Checked By:	AS
Created By:	BM
Scale:	1 " = 192 FT
Date/Time:	10/29/2020; 12:18
Project No.:	CPC20126

Hand-Auger Soil Boring and Test Pit Locations

Colonial Pipeline Company

2020-L1-SR2448

Huntersville, North Carolina

0 120 240 480 720 Feet

Release Site

Pipeline

Soil PID Reading >50 ppm

Soil PID Reading <50 ppm

NOTES:
TP: Test Pit
SB: Soil Boring
PID: Photoionization Detector
ppm: Parts Per Million (Field PID Readings)

APEX

FIGURE 5

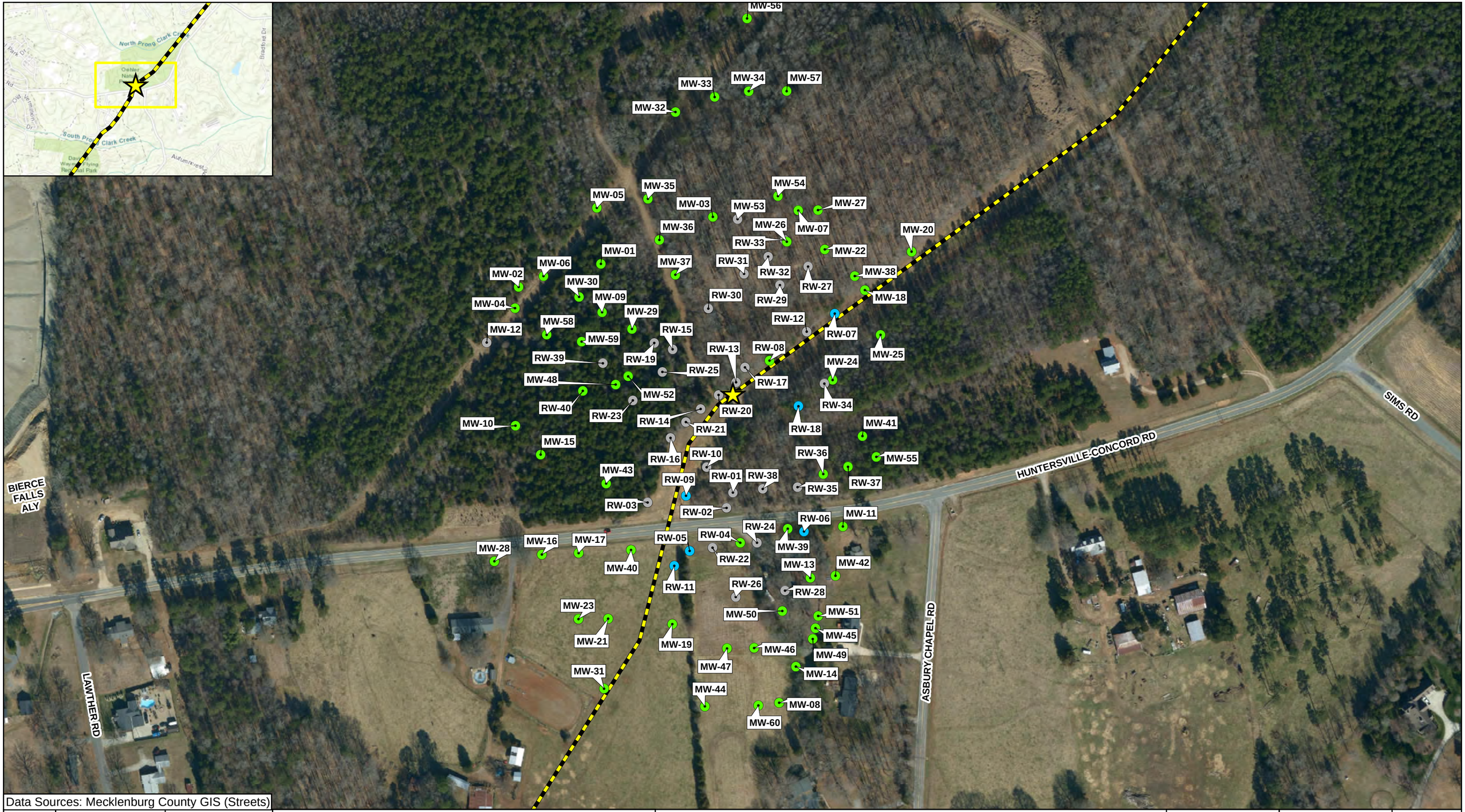

Data Sources: Mecklenburg County GIS (Streets)

Checked By:	AS
Created By:	JC
Scale:	1 " = 192 FT
Date/Time:	10/28/2020; 10:08
Project No.:	CPC20126

Soil Sampling Results
Colonial Pipeline Company
2020-L1-SR2448
Huntersville, North Carolina

0 120 240 480 720 Feet

- Release Site
- Pipeline
- Below Maximum Soil Contaminant Concentration Levels (MSCCs)
- Exceeds Maximum Soil Contaminant Concentration Levels (MSCCs)
- Not Sampled

APEX

FIGURE 6

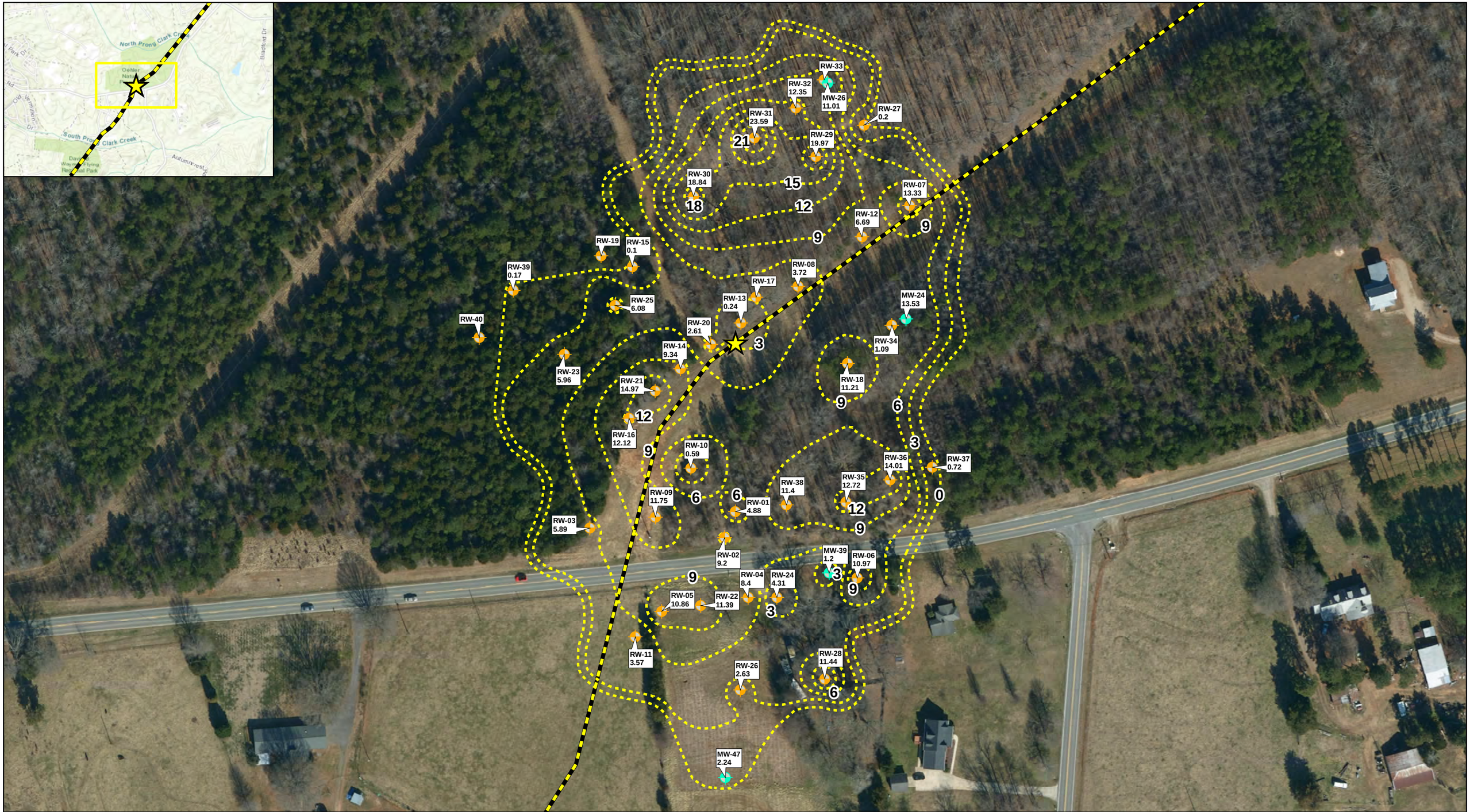

Checked By:	AS
Created By:	JC
Scale:	1 " = 113 FT
Date/Time:	10/28/2020; 09:32
Project No.:	CPC20126

Free Product Distribution Map
Colonial Pipeline Company
2020-L1-SR2448
Huntersville, North Carolina

0 70 140 280 420 Feet

Release Site
Pipeline
Apparent Free Product Thickness Contour (Dashed where Inferred)
Recovery Well
Monitoring Well

NOTE:
Free Product Thickness determined from thickness in wells only;
All gauging measurements taken October 19, 2020;
The average of apparent LNAPL thickness used for side-by-side wells MW-24/RW-34;
All monitoring wells not shown were also used in contouring;
Contours created using ArcGIS Spatial Analyst IDW interpolation method.

APEX

FIGURE 7

MW-56	
10/6/2020	
Toluene	1.1

MW-57	
10/6/2020	
Chloroform	2.4

MW-33	
All Constituents	ND

MW-34	
All Constituents	ND

MW-32	
All Constituents	ND

MW-26	
9/9/2020	
Benzene	**7.7**
Diisopropyl ether	1.3
Dibromochloromethane	1.8
Toluene	22.6
1,2,4-Trimethylbenzene	0.69
m&p-Xylene	6.4
o-Xylene	3.1
VPH (Total)	114

MW-53	
10/6/2020	
Lead	**37.6**
Bromodichloromethane	**2**
Chloroform	22.9
Toluene	0.72

MW-35	
All Constituents	ND

MW-07	
All Constituents	ND

MW-05	
All Constituents	ND

MW-27	
All Constituents	ND

MW-03	
All Constituents	ND

MW-54	
10/6/2020	
Lead	8.2
Bromodichloromethane	**3**
Chloroform	28.2
Dibromochloromethane	**0.75**

MW-22	
9/9/2020	
Benzene	**14.5**
Diisopropyl ether	4.4
o-Xylene	3.2

MW-20	
9/9/2020	
Chloroform	0.77

MW-36	
All Constituents	ND

MW-06	
All Constituents	ND

MW-01	
All Constituents	ND

MW-38	
9/16/2020	
Benzene	**3.4**
Bromodichloromethane	**0.74**
Chloroform	4.3
Diisopropyl ether	2
Methyl-tert-butyl ether	0.78

MW-02	
All Constituents	ND

MW-30	
All Constituents	ND

MW-37	
All Constituents	ND

MW-18	
All Constituents	ND

MW-04	
All Constituents	ND

MW-29	
9/13/2020	
Chloroform	2.8

MW-09	
All Constituents	ND

MW-58	
10/7/2020	
Bromodichloromethane	**2.8**
Chloroform	15.6
Dibromochloromethane	**0.61**

MW-25	
All Constituents	ND

MW-12	
All Constituents	ND

MW-59	
10/7/2020	
Chloroform	2.8

MW-24	
Not Sampled (Free Product)	

MW-52	
9/28/2020	
Lead	**20.3**
Benzene	**8.9**
Bromodichloromethane	**0.76**
Chloroform	6.3
Diisopropyl ether	5.7
Ethylbenzene	1
Methyl-tert-butyl ether	1.6
Toluene	19.9
m&p-Xylene	2.7
o-Xylene	1.6
VPH (Total)	171

MW-48	
9/18/2020	
Lead	9.6
Benzene	1.2

MW-55	
10/6/2020	
Benzene	**99.7**
Bromodichloromethane	**0.92**
Chloroform	6.9
Diisopropyl ether	48
Ethylbenzene	6
Methyl-tert-butyl ether	19.6
Toluene	154
1,2,4-Trimethylbenzene	1.8
m&p-Xylene	24.5
o-Xylene	20.4
C5 - C8 Aliphatics	**455**
VPH (Total)	566

MW-10	
Not Sampled (Dry)	

MW-39	
9/16/2020	
Benzene	**966**
Chloroform	13.9
Diisopropyl ether	**83.3**
Ethylbenzene	124
Methyl-tert-butyl ether	10.8
Toluene	**1,980**
1,2,4-Trimethylbenzene	61.1
m&p-Xylene	407
o-Xylene	209
C5 - C8 Aliphatics	**4,280**
C9 - C12 Aliphatics	732
C9 - C10 Aromatics	177
VPH (Total)	5,190

MW-41	
9/11/2020	
Diisopropyl ether	0.72

MW-43	
9/16/2020	
Bromodichloromethane	**1.8**
Chloroform	12.1
Toluene	1.4
1,2,4-Trimethylbenzene	0.58
m&p-Xylene	1.5
o-Xylene	0.83

MW-15	
All Constituents	ND

MW-17	
9/16/2020	
Benzene	0.6
Bromodichloromethane	**1.4**
Chloroform	16.2
Ethylbenzene	1.4
Tetrachloroethene	**2.7**
Toluene	5.4
1,2,4-Trimethylbenzene	3.7
1,3,5-Trimethylbenzene	1.3
m&p-Xylene	7.2
o-Xylene	3.3
VPH (Total)	109

MW-11	
9/13/2020	
Chloroform	6.3
Tetrachloroethene	**1.9**

MW-40	
9/11/2020	
Diisopropyl ether	3.2
Methyl-tert-butyl ether	1.3

MW-42	
9/15/2020	
Benzene	**1.3**
Bromodichloromethane	**1.9**
Chloroform	23.8
Ethylbenzene	2.4
Toluene	10.8
1,2,4-Trimethylbenzene	5.3
1,3,5-Trimethylbenzene	1.4
m&p-Xylene	13.3
o-Xylene	6.2
VPH (Total)	150

MW-50	
9/22/2020	
Lead	6.7
Benzene	**205**
Chloroform	5.9
Ethylbenzene	37.2
Naphthalene	20.2
n-Propylbenzene	**24.3**
Toluene	375
1,2,4-Trimethylbenzene	11
1,3,5-Trimethylbenzene	77.3
m&p-Xylene	54.2
o-Xylene	**1,570**
C5 - C8 Aliphatics	284
VPH (Total)	1,930

MW-28	
All Constituents	ND

MW-16	
9/16/2020	
Bromodichloromethane	**0.78**
Chloroform	5.9

MW-19	
9/16/2020	
Benzene	0.8
Bromodichloromethane	**3.3**
Chloroform	30.8
Dibromochloromethane	**0.79**
Tetrachloroethene	**2.4**
Toluene	1.4
o-Xylene	0.53

MW-13	
9/15/2020	
Bromodichloromethane	**2.2**
Chloroform	21.7
Dibromochloromethane	**0.54**
Tetrachloroethene	**4.4**
Toluene	1.5
1,2,4-Trimethylbenzene	0.76
m&p-Xylene	1.8
o-Xylene	0.92

MW-23	
9/20/2020	
Bromodichloromethane	**6.1**
Chloroform	36.9
Dibromochloromethane	**1.5**

MW-21	
9/16/2020	
Chloroform	8
Diisopropyl ether	1.2
Tetrachloroethene	**1.3**

MW-14	
9/13/2020	
Bromodichloromethane	**0.7**
Chloroform	4.4

MW-47	
9/15/2020	
Lead	6.3
Bromodichloromethane	**2**
Chloroform	16.5
Ethylbenzene	1.4
Toluene	6.3
1,2,4-Trimethylbenzene	1.5
m&p-Xylene	5.2
o-Xylene	2.4

MW-45	
9/15/2020	
Benzene	**2.8**
Bromodichloromethane	**1.4**
Chloroform	20
Ethylbenzene	3.1
Toluene	27.8
1,2,4-Trimethylbenzene	4.5
1,3,5-Trimethylbenzene	1.1
m&p-Xylene	17.7
o-Xylene	8.4
VPH (Total)	154

MW-51	
9/22/2020	
Benzene	**1.4**
Bromodichloromethane	**3.8**
Chloroform	26.1
Dibromochloromethane	1.3
Ethylbenzene	0.84
Toluene	6.9
1,2,4-Trimethylbenzene	0.78
m&p-Xylene	3.6
o-Xylene	5.7

MW-31	
9/13/2020	
Benzene	0.56
Chloroform	1.7
Toluene	3.1
1,2,4-Trimethylbenzene	0.61
m&p-Xylene	2.3
o-Xylene	1.2

MW-44	
9/15/2020	
Lead	**34.6**
Benzene	**11.2**
Chloroform	18.5
Ethylbenzene	8.4
Naphthalene	2.1
n-Propylbenzene	0.78
Toluene	77.1
1,2,4-Trimethylbenzene	4.3
1,3,5-Trimethylbenzene	0.58
m&p-Xylene	21.3
o-Xylene	13.7
C5 - C8 Aliphatics	155
VPH (Total)	252

MW-46	
9/15/2020	
Benzene	**1.6**
Bromodichloromethane	**2.5**
Chloroform	26.2
Dibromochloromethane	**0.58**
Ethylbenzene	3.1
Toluene	17.3
1,2,4-Trimethylbenzene	3.7
1,3,5-Trimethylbenzene	0.83
m&p-Xylene	15.5
o-Xylene	6.6
VPH (Total)	114

MW-08	
9/13/2020	
Bromodichloromethane	**1.6**
Chloroform	12.8
Toluene	0.56

MW-49	
9/22/2020	
Lead	5.5
Bromodichloromethane	**1**
Chloroform	11.7
Toluene	1.1
m&p-Xylene	1.6
o-Xylene	1.1

MW-60	
10/7/2020	
Lead	**18**
Bromodichloromethane	**4.1**
Chloroform	15.2
Dibromochloromethane	**1.3**

Checked By:	AS
Created By:	BM
Scale:	1 " = 67 FT
Date/Time:	10/27/2020; 23:33
Project No.:	CPC20126

Monitoring Well Sampling Results

Colonial Pipeline Company

2020-L1-SR2448

Huntersville, North Carolina

0 50 100 200 300 400 Feet

Release Site
Pipeline
Monitoring Well
Recovery Well

Notes:
ND = Non-Detect
All units reported in µg/L.
µg/L = Micrograms per Liter
Detections in **Bold** indicate an exceedance of NCAC 2L standard.
Only laboratory detections are shown on this map.

APEX

FIGURE

8

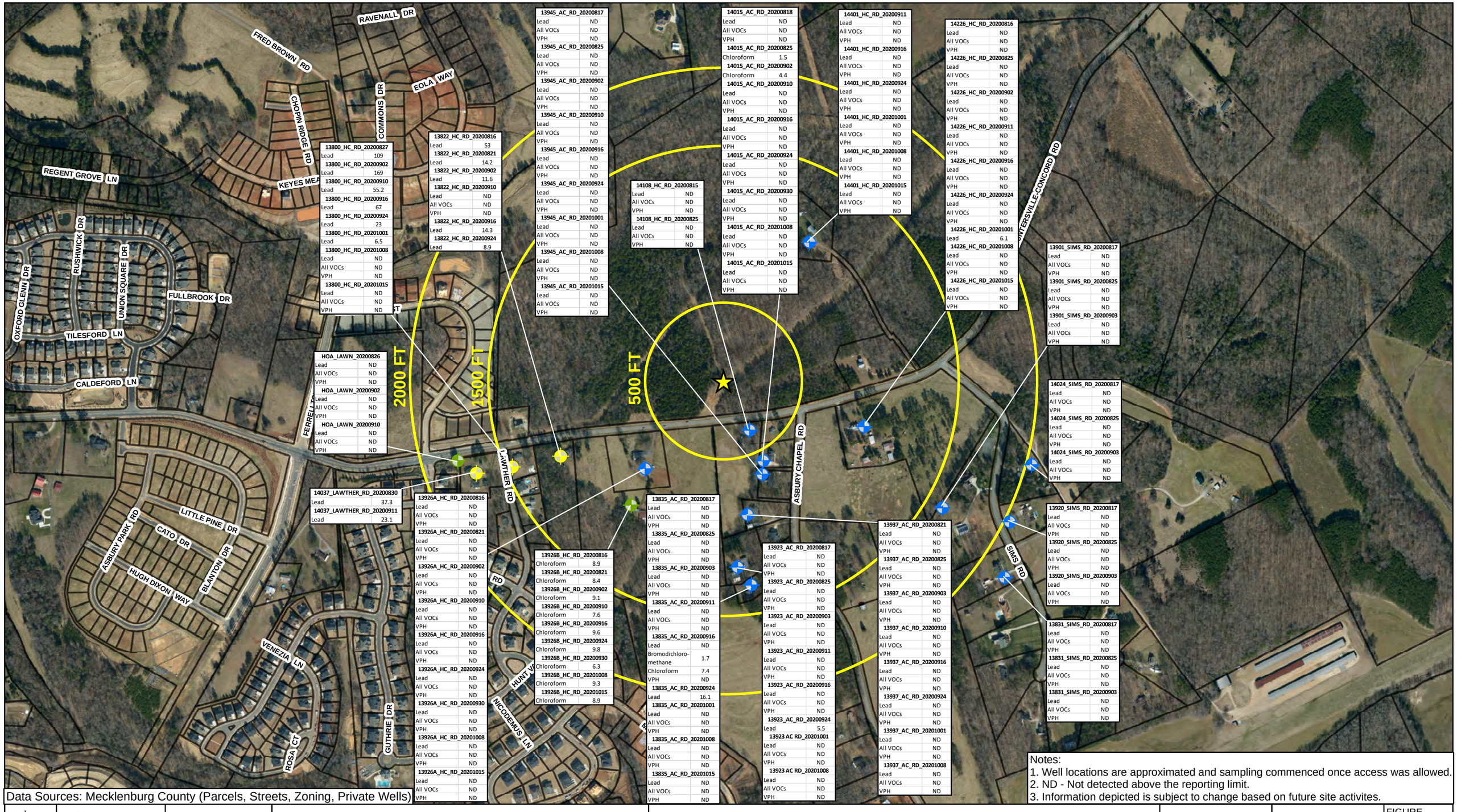

Data Sources: Mecklenburg County (Parcels, Streets, Zoning, Private Wells)

Notes:
1. Well locations are approximated and sampling commenced once access was allowed.
2. ND - Not detected above the reporting limit.
3. Information depicted is subject to change based on future site activites.

Checked By:	AS
Created By:	BM
Scale:	1 " = 550 FT
Created On:	10/28/2020; 21:19
Project No.:	CPC20126

Water Supply Well Sampling Results
Colonial Pipeline Company
2020-L1-SR2448
Huntersville, North Carolina

0 325 650 1,300 1,950 Feet

Release Site

Parcels

Sampled Water Supply Wells:

Non-Potable Use Well

Inactive Use Well

Potable Use Well

APEX

FIGURE 9

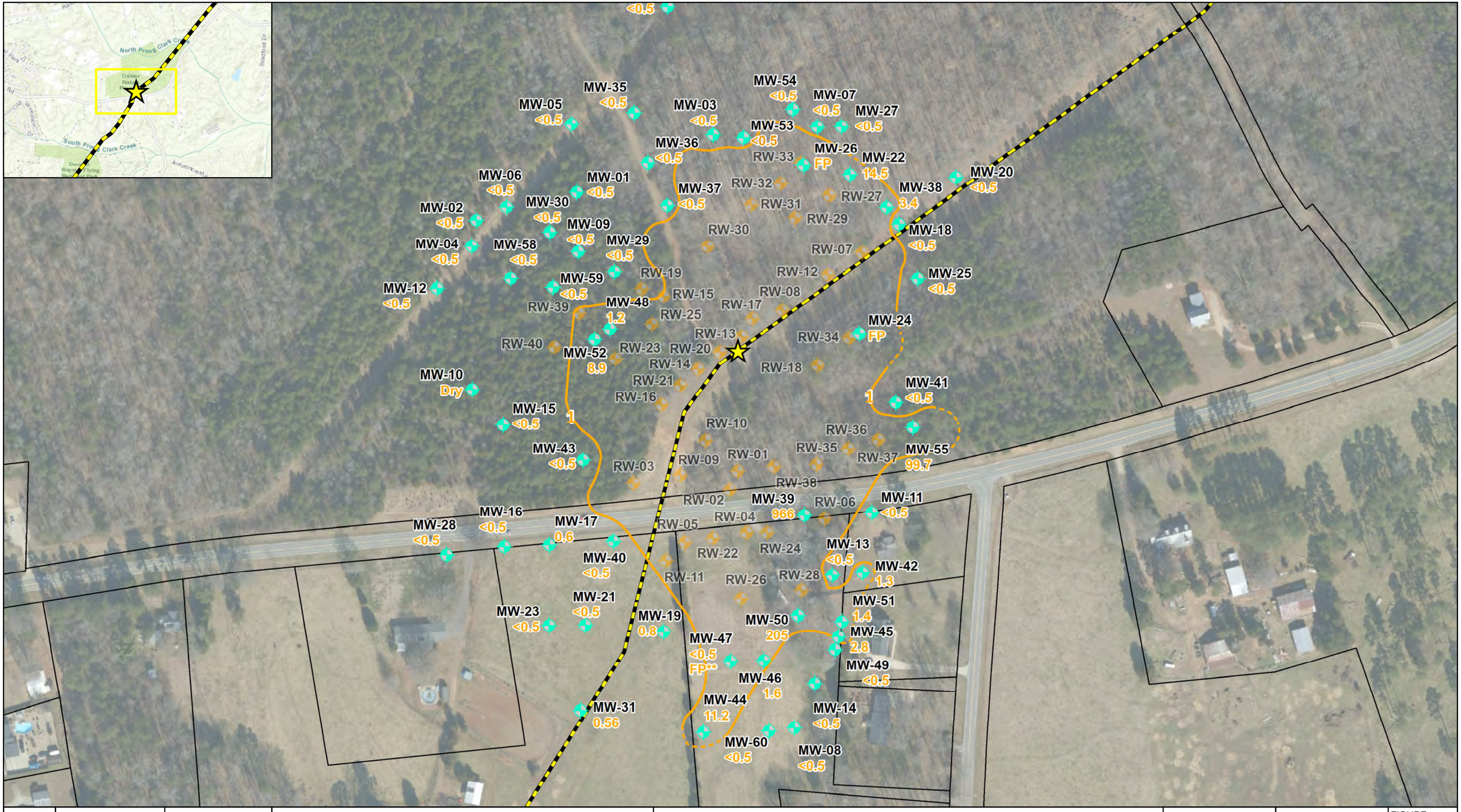

Checked By:	AS
Created By:	BM
Scale:	1 " = 157 FT
Date/Time:	10/28/2020; 21:31
Project No.:	CPC20126

Benzene Isoconcentration Map
Colonial Pipeline Company
2020-L1-SR2448
Huntersville, North Carolina

0 95 190 380 570 Feet

Release Site

Pipeline

1 Benzene Isocontour (Dashed where Inferred)

NCDEQ 2L Standard for Benzene is 1 µg/L

<0.5 Constituent Not Detected Above Laboratory Practical Quantitation Limit

7.7 Benzene Concentration (µg/L)

FP = Free Product

µg/L = Micrograms per Liter

** Free Product was detected in MW-47 on October 3, 2020, after the September 15 sample date.

Recovery Well

Monitoring Well

Proposed Deep Monitoring Well

Proposed Shallow Monitoring Well

Proposed Recovery Well

APEX

FIGURE 10

TABLES

Table 1
Summary of Hand-Auger Boring Soil Screening Results

2020-L1-SR2448
Colonial Pipeline Company
Huntersville, North Carolina

Soil Boring ID	Status
SB-01	Clean
SB-02	Clean
SB-03	Clean
SB-04	Clean
SB-05	Clean
SB-06	Clean
SB-07	Clean
SB-08	Clean
SB-09	Clean
SB-10	Clean
SB-11	Clean
SB-12	Clean
SB-13	Clean
SB-14	Clean
SB-15	Clean
SB-16	Clean
SB-17	Clean
SB-18	Clean
SB-19	Clean
SB-20	Clean
SB-21	Clean
SB-22	Clean
SB-23	Clean
SB-24	Clean
SB-25	Clean
SB-26	Clean
SB-27	Clean
SB-28	Clean
SB-29	Clean
SB-30	Clean
SB-31	Clean
SB-32	Clean
SB-33	Clean
SB-34	Clean
SB-35	Clean
SB-36	Clean
SB-37	Clean
SB-38	Clean
SB-39	Clean
SB-40	Clean
SB-41	Clean
SB-42	Clean
SB-43	Clean
SB-44	Clean
SB-45	Clean
SB-46	Clean
SB-47	Clean
SB-48	Clean
SB-49	Clean

Table 1
Summary of Hand-Auger Boring Soil Screening Results

2020-L1-SR2448
Colonial Pipeline Company
Huntersville, North Carolina

Soil Boring ID	Status
SB-50	Impacted
SB-51	Impacted
SB-52	Clean
SB-53	Clean
SB-54	Clean
SB-55	Impacted
SB-56	Clean
SB-57	Clean
SB-58	Clean
SB-59	Clean
SB-60	Impacted
SB-61	Impacted
SB-62	Impacted
SB-63	Clean
SB-64	Impacted
SB-65	Clean
SB-66	Clean
SB-67	Clean
SB-68	Clean
SB-69	Clean
SB-70	Clean
SB-71	Impacted
SB-72	Clean
SB-73	Clean
SB-74	Clean
SB-75	Clean
SB-76	Clean
SB-77	Clean
SB-78	Clean
SB-79	Clean
SB-80	Clean
SB-81	Impacted
SB-82	Impacted
SB-83	Impacted
SB-84	Impacted
SB-85	Impacted
SB-86	Impacted
SB-87	Impacted
SB-88	Impacted
SB-89	Impacted
SB-90	Impacted
SB-91	Clean
SB-92	Impacted
SB-93	Clean
SB-94	Impacted
SB-95	Clean
SB-96	Clean
SB-97	Clean
SB-98	Impacted

Table 1
Summary of Hand-Auger Boring Soil Screening Results

2020-L1-SR2448
Colonial Pipeline Company
Huntersville, North Carolina

Soil Boring ID	Status
SB-99	Clean
SB-100	Clean
SB-101	Clean
SB-102	Clean
SB-103	Clean
SB-104	Impacted
SB-105	Impacted
SB-106	Impacted
SB-107	Impacted
SB-108	Clean
SB-109	Impacted
SB-110	Impacted
SB-111	Clean
SB-112	Clean
SB-113	Impacted
SB-114	Impacted
SB-115	Impacted
SB-116	Clean
SB-117	Clean
SB-118	Clean
SB-119	Clean
SB-120	Impacted
SB-121	Clean
SB-122	Impacted
SB-123	Clean
SB-124	Clean
SB-125	Clean
SB-126	Clean
SB-127	Clean
SB-128	Impacted
SB-129	Impacted
SB-130	Clean
SB-131	Clean
SB-132	Clean
SB-133	Clean
SB-134	Impacted

Notes:

SB - Soil Boring

Impacted - PID readings above 50 parts per million

Clean - PID readings below 50 parts per million

PID - photoionization detector

Table 2
Summary of Soil Sampling Results: Volatile Organic Compounds

Colonial Pipeline Company
2020-L1-SR2448 Incident
Huntersville, North Carolina

Lab Report	Sample ID	Well ID	Sample Date	Volatile Organic Compounds (EPA 8260) (µg/kg)																
				Benzene	n-Butylbenzene	sec-Butylbenzene	Diisopropyl ether	Ethylbenzene	Isopropylbenzene (Cumene)	p-Isopropyltoluene	Methylene Chloride	Methyl-tert-butyl ether	Naphthalene	n-Propylbenzene	Toluene	1,2,4-Trimethylbenzene	1,3,5-Trimethylbenzene	Xylene (Total)	m&p-Xylene	o-Xylene
		Soil-to-Water MSCCs		5.6	4,300	3,300	370	4,900	1,700	120	NE	91	160	1,700	4,300	8,500	8,300	4,600	NE	NE
		Residential MSCCs		18,000	626,000	626,000	156,000	1,560,000	1,564,000	100,000	NE	350,000	313,000	626,000	1,200,000	782,000	782,000	3,129,000	NE	NE
		Industrial / Commercial MSCCs		164,000	16,350,000	16,350,000	4,088,000	40,000,000	40,880,000	4,000,000	NE	3,100,000	8,176,000	16,350,000	32,000,000	20,440,000	20,440,000	81,760,000	NE	NE
92494208	MW-1 (17.5-20)	MW-01	09/04/2020	<7.2	<7.2	<7.2	<7.2	<7.2	<7.2	<7.2	<28.9	<7.2	<7.2	<7.2	<7.2	<7.2	<7.2	<14.5	<14.5	<7.2
92494208	MW-1 (20-22.5)	MW-01	09/04/2020	<6.3	<6.3	<6.3	<6.3	<6.3	<6.3	<6.3	<25.3	<6.3	<6.3	<6.3	<6.3	<6.3	<6.3	<12.7	<12.7	<6.3
92492458	MW-2 (12.5-15)	MW-02	08/25/2020	<3.2	<3.2	<3.2	<3.2	<3.2	<3.2	<3.2	<12.9	<3.2	**5.6**	<3.2	**4**	**14**	**3.5**	**12**	**8.3**	**3.6**
92492458	MW-2 (22.5-25)	MW-02	08/25/2020	<4.6	<4.6	<4.6	<4.6	<4.6	<4.6	<4.6	<18.3	<4.6	<4.6	<4.6	<4.6	<4.6	<4.6	<9.1	<9.1	<4.6
92492672	MW-3 (15-17.5)	MW-03	08/25/2020	<5	<5	<5	<5	<5	<5	**5.5**	<20	<5	<5	<5	<5	<5	<5	<10	<10	<5
92492672	MW-3 (2.5-5)	MW-03	08/25/2020	<5.5	<5.5	<5.5	<5.5	<5.5	<5.5	**15.9**	<22	<5.5	<5.5	<5.5	<5.5	<5.5	<5.5	<11	<11	<5.5
92493060	MW-4 (15-17.5)	MW-04	08/28/2020	<4.9	<4.9	<4.9	<4.9	<4.9	<4.9	<4.9	<19.6	<4.9	<4.9	<4.9	<4.9	<4.9	<4.9	<9.8	<9.8	<4.9
92493060	MW-4 (5-7.5)	MW-04	08/28/2020	<5.5	<5.5	<5.5	<5.5	<5.5	<5.5	<5.5	<22.1	<5.5	<5.5	<5.5	<5.5	<5.5	<5.5	<11	<11	<5.5
92493075	MW-5 (20-22.5)	MW-05	08/28/2020	<4.9	<4.9	<4.9	<4.9	<4.9	<4.9	<4.9	<19.5	<4.9	<4.9	<4.9	<4.9	<4.9	<4.9	<9.8	<9.8	<4.9
92493075	MW-5 (7.5-10)	MW-05	08/28/2020	<5	<5	<5	<5	<5	<5	<5	<20.1	<5	<5	<5	<5	<5	<5	<10.1	<10.1	<5
92493224	MW-6 (1-2.5)	MW-06	08/29/2020	<7.7	<7.7	<7.7	<7.7	<7.7	<7.7	<7.7	<30.9	<7.7	<7.7	<7.7	<7.7	<7.7	<7.7	<15.4	<15.4	<7.7
92493224	MW-6 (15-17.5)	MW-06	08/29/2020	<5.7	<5.7	<5.7	<5.7	<5.7	<5.7	<5.7	<22.7	<5.7	<5.7	<5.7	<5.7	<5.7	<5.7	<11.4	<11.4	<5.7
92493224	MW-7 (15-17.5)	MW-07	08/30/2020	<5.1	<5.1	<5.1	<5.1	<5.1	<5.1	<5.1	<20.5	<5.1	<5.1	<5.1	<5.1	<5.1	<5.1	<10.3	<10.3	<5.1
92493224	MW-7 (5-7.5)	MW-07	08/30/2020	<5	<5	<5	<5	<5	<5	<5	<20.2	<5	<5	<5	<5	<5	<5	<10.1	<10.1	<5
92493110	RW-07_(32.5-35)	MW-08	08/29/2020	<4.9	<4.9	<4.9	<4.9	<4.9	<4.9	<4.9	<19.7	<4.9	<4.9	<4.9	<4.9	<4.9	<4.9	<9.9	<9.9	<4.9
92493224	MW-9 (20-22.5)	MW-09	08/31/2020	<4.9	<4.9	<4.9	<4.9	<4.9	<4.9	<4.9	<19.6	<4.9	<4.9	<4.9	<4.9	<4.9	<4.9	<9.8	<9.8	<4.9
92493224	MW-9 (7.5-10)	MW-09	08/31/2020	<5.4	<5.4	<5.4	<5.4	<5.4	<5.4	<5.4	<21.5	<5.4	<5.4	<5.4	<5.4	<5.4	<5.4	<10.8	<10.8	<5.4
92493403	MW-10 (22.5-25)	MW-10	08/31/2020	<4.3	<4.3	<4.3	<4.3	<4.3	<4.3	<4.3	<17	<4.3	<4.3	<4.3	<4.3	<4.3	<4.3	<8.5	<8.5	<4.3
92493403	MW-10 (7.5-10)	MW-10	08/31/2020	<5.7	<5.7	<5.7	<5.7	<5.7	<5.7	<5.7	<22.8	<5.7	<5.7	<5.7	<5.7	<5.7	<5.7	<11.4	<11.4	<5.7
92493992	MW-11_(37.5-40')	MW-11	09/01/2020	<1.23	<15.4	<15.4	<1.23	<3.08	<3.08	<6.16	<30.8	<1.23	<15.4	<6.16	<6.16	<6.16	<6.16	<8.01	<4.93	<3.08
92493992	MW-13_(25-27.5)	MW-13	09/01/2020	<1.61	<20.2	<20.2	<1.61	<4.02	<4.02	<8.04	<40.2	<1.61	<20.2	<8.04	<8.04	<8.04	<8.04	<10.5	<6.44	<4.02
92493992	B-01_MW-14_(25'-27.5')	MW-14	09/01/2020	<5.3	<5.3	<5.3	<5.3	<5.3	<5.3	<5.3	<21.1	<5.3	<5.3	<5.3	<5.3	<5.3	<5.3	<10.6	<10.6	<5.3
92493643	MW-15 (27.5-29)	MW-15	09/02/2020	<4.9	<4.9	<4.9	<4.9	<4.9	<4.9	<4.9	<19.5	<4.9	<4.9	<4.9	<4.9	<4.9	<4.9	<9.7	<9.7	<4.9
92493643	MW-15 (5-7.5)	MW-15	09/02/2020	<5.3	<5.3	<5.3	<5.3	<5.3	<5.3	<5.3	<21	<5.3	<5.3	<5.3	<5.3	<5.3	<5.3	<10.5	<10.5	<5.3
92493992	B-04_MW-16_(25'-27.5')	MW-16	09/02/2020	<6	<6	<6	<6	<6	<6	<6	<24.1	<6	<6	<6	<6	<6	<6	<12.1	<12.1	<6
92493992	MW-17_(27.5-30)	MW-17	09/02/2020	<1.67	<20.8	<20.8	<1.67	<4.17	<4.17	<8.34	<41.7	<1.67	<20.8	<8.34	<8.34	<8.34	<8.34	**11.3**	**8.21**	<4.17
92493861	BH-03 (10-12.5)	MW-18	09/02/2020	<7	<7	<7	<7	<7	<7	<7	<28.1	<7	<7	<7	<7	<7	<7	<14	<14	<7
92493861	BH-03 (32.5-35)	MW-18	09/02/2020	<6.9	<6.9	<6.9	<6.9	<6.9	<6.9	<6.9	<27.7	<6.9	<6.9	<6.9	<6.9	<6.9	<6.9	<13.9	<13.9	<6.9
92493992	MW-19_(25-27.5)	MW-19	09/02/2020	<1.65	<20.7	<20.7	<1.65	<4.14	<4.14	<8.27	<41.4	<1.65	<20.7	<8.27	<8.27	<8.27	<8.27	<10.8	<6.62	<4.14
92493861	BH-04 (10-12.5)	MW-20	09/02/2020	<8.2	<8.2	<8.2	<8.2	<8.2	<8.2	<8.2	<32.9	<8.2	<8.2	<8.2	<8.2	<8.2	<8.2	<16.4	<16.4	<8.2
92493861	BH-04 (27.5-29)	MW-20	09/02/2020	<7.5	<7.5	<7.5	<7.5	<7.5	<7.5	<7.5	<29.9	<7.5	<7.5	<7.5	<7.5	<7.5	<7.5	<14.9	<14.9	<7.5
92494163	MW-21_(25-27.5)	MW-21	09/03/2020	<1.51	<18.9	<18.9	<1.51	<3.77	<3.77	<7.55	<37.7	<1.51	<18.9	<7.55	<7.55	<7.55	<7.55	<9.81	<6.04	<3.77
92494208	BH-05 (15-17.5)	MW-22	09/03/2020	<9.2	<9.2	<9.2	<9.2	<9.2	<9.2	<9.2	<36.8	<9.2	<9.2	<9.2	<9.2	<9.2	<9.2	<18.4	<18.4	<9.2
92494208	BH-05 (5.75-7.5)	MW-22	09/03/2020	<5.9	<5.9	<5.9	<5.9	<5.9	<5.9	<5.9	<23.5	<5.9	<5.9	<5.9	<5.9	<5.9	<5.9	<11.8	<11.8	<5.9
92494163	MW-23_(25-27.5)	MW-23	09/03/2020	<6	<6	<6	<6	<6	<6	<6	<24.1	<6	<6	<6	<6	<6	<6	<12	<12	<6
92494208	BH-06 (22.5-25)	MW-24	09/03/2020	<6	<6	<6	<6	<6	<6	<6	<24	<6	<6	<6	<6	<6	<6	<12	<12	<6
92494208	BH-06 (32.5-35)	MW-24	09/03/2020	<6.7	<6.7	<6.7	<6.7	<6.7	<6.7	<6.7	<26.7	<6.7	<6.7	<6.7	<6.7	<6.7	<6.7	<13.3	<13.3	<6.7
92494208	BH-07 (2.5-5)	MW-25	09/04/2020	<7	<7	<7	<7	<7	<7	<7	<27.9	<7	<7	<7	<7	<7	<7	<13.9	<13.9	<7
92494208	BH-07 (30-32.5)	MW-25	09/04/2020	<6.3	<6.3	<6.3	<6.3	<6.3	<6.3	<6.3	<25.3	<6.3	<6.3	<6.3	<6.3	<6.3	<6.3	<12.7	<12.7	<6.3
92494208	BH-08 (20-22.5)	MW-26	09/04/2020	<6	<6	<6	<6	<6	<6	<6	<23.9	<6	<6	<6	<6	<6	<6	<12	<12	<6
92494208	BH-08 (22.5-25)	MW-26	09/04/2020	<6	<6	<6	<6	<6	<6	<6	<24.2	<6	<6	<6	<6	<6	<6	<12.1	<12.1	<6
92494609	BH-11 (2.5-5)	MW-27	09/05/2020	<7.7	<7.7	<7.7	<7.7	<7.7	<7.7	<7.7	<30.7	<7.7	<7.7	<7.7	<7.7	<7.7	<7.7	<15.3	<15.3	<7.7
92494609	BH-11 (22.5-25)	MW-27	09/05/2020	<6.3	<6.3	<6.3	<6.3	<6.3	<6.3	<6.3	<25.1	<6.3	<6.3	<6.3	<6.3	<6.3	<6.3	<12.5	<12.5	<6.3
92494924	BH-12 (17.5-20)	MW-28	09/05/2020	<6.3	<6.3	<6.3	<6.3	<6.3	<6.3	<6.3	<25	<6.3	<6.3	<6.3	<6.3	<6.3	<6.3	<12.5	<12.5	<6.3
92494924	BH-12 (22.5-25)	MW-28	09/05/2020	<6.4	<6.4	<6.4	<6.4	<6.4	<6.4	<6.4	<25.8	<6.4	<6.4	<6.4	<6.4	<6.4	<6.4	<12.9	<12.9	<6.4
92494334	MW29-27.5-30'	MW-29	09/06/2020	<8.6	<8.6	<8.6	<8.6	<8.6	<8.6	<8.6	<34.6	<8.6	<8.6	<8.6	<8.6	<8.6	<8.6	<17.3	<17.3	<8.6
92494334	ER9 66-22.5-25'	MW-30	09/06/2020	<4.9	<4.9	<4.9	<4.9	<4.9	<4.9	<4.9	<19.6	<4.9	<4.9	<4.9	<4.9	<4.9	<4.9	<9.8	<9.8	<4.9

Table 2
Summary of Soil Sampling Results: Volatile Organic Compounds

Colonial Pipeline Company
2020-L1-SR2448 Incident
Huntersville, North Carolina

Lab Report	Sample ID	Well ID	Sample Date	Volatile Organic Compounds (EPA 8260) (µg/kg)																
				Benzene	n-Butylbenzene	sec-Butylbenzene	Diisopropyl ether	Ethylbenzene	Isopropylbenzene (Cumene)	p-Isopropyltoluene	Methylene Chloride	Methyl-tert-butyl ether	Naphthalene	n-Propylbenzene	Toluene	1,2,4-Trimethylbenzene	1,3,5-Trimethylbenzene	Xylene (Total)	m&p-Xylene	o-Xylene
		Soil-to-Water MSCCs		5.6	4,300	3,300	370	4,900	1,700	120	NE	91	160	1,700	4,300	8,500	8,300	4,600	NE	NE
		Residential MSCCs		18,000	626,000	626,000	156,000	1,560,000	1,564,000	100,000	NE	350,000	313,000	626,000	1,200,000	782,000	782,000	3,129,000	NE	NE
		Industrial / Commercial MSCCs		164,000	16,350,000	16,350,000	4,088,000	40,000,000	40,880,000	4,000,000	NE	3,100,000	8,176,000	16,350,000	32,000,000	20,440,000	20,440,000	81,760,000	NE	NE
92494334	MW31-25-27.5'	MW-31	09/07/2020	<5.0	<5.0	<5.0	<5.0	<5.0	<5.0	<5.0	<20.1	<5.0	<5.0	<5.0	<5.0	<5.0	<5.0	<10.1	<10.1	<5.0
92494609	BH-15 (12.5-15)	MW-32	09/07/2020	<6.2	<6.2	<6.2	<6.2	<6.2	<6.2	<6.2	<24.9	<6.2	<6.2	<6.2	<6.2	<6.2	<6.2	<12.4	<12.4	<6.2
92494609	BH-15 (7.5-10)	MW-32	09/07/2020	<5.9	<5.9	<5.9	<5.9	<5.9	<5.9	<5.9	<23.5	<5.9	<5.9	<5.9	<5.9	<5.9	<5.9	<11.8	<11.8	<5.9
92494609	BH-14 (10-12.5)	MW-33	09/05/2020	<5.9	<5.9	<5.9	<5.9	<5.9	<5.9	<5.9	<23.6	<5.9	<5.9	<5.9	<5.9	<5.9	<5.9	<11.8	<11.8	<5.9
92494609	BH-14 (2.5-5)	MW-33	09/05/2020	<8	<8	<8	<8	<8	<8	<8	<31.9	<8	<8	<8	<8	<8	<8	<15.9	<15.9	<8
92494609	BH-13 (1-2.5)	MW-34	09/05/2020	<8.6	<8.6	<8.6	<8.6	<8.6	<8.6	<8.6	<34.6	<8.6	<8.6	<8.6	<8.6	<8.6	<8.6	<17.3	<17.3	<8.6
92494609	BH-13 (5-7.5)	MW-34	09/05/2020	<6.4	<6.4	<6.4	<6.4	<6.4	<6.4	<6.4	<25.5	<6.4	<6.4	<6.4	<6.4	<6.4	<6.4	<12.7	<12.7	<6.4
92494609	BH-16 (20-22.5)	MW-35	09/07/2020	<6.3	<6.3	<6.3	<6.3	<6.3	<6.3	<6.3	<25	<6.3	<6.3	<6.3	<6.3	<6.3	<6.3	<12.5	<12.5	<6.3
92494609	BH-16 (7.5-10)	MW-35	09/07/2020	<6.5	<6.5	<6.5	<6.5	<6.5	<6.5	<6.5	<25.9	<6.5	<6.5	<6.5	<6.5	<6.5	<6.5	<12.9	<12.9	<6.5
92494609	BH-17 (1-2.5)	MW-36	09/08/2020	<11.5	<11.5	<11.5	<11.5	<11.5	<11.5	<11.5	<46	<11.5	<11.5	<11.5	<11.5	<11.5	<11.5	<23	<23	<11.5
92494609	BH-17 (22.5-25)	MW-36	09/08/2020	<7.1	<7.1	<7.1	<7.1	<7.1	<7.1	<7.1	<28.3	<7.1	<7.1	<7.1	<7.1	<7.1	<7.1	<14.1	<14.1	<7.1
92494609	BH-18 (22.5-25)	MW-37	09/08/2020	<6.6	<6.6	<6.6	<6.6	<6.6	<6.6	<6.6	<26.3	<6.6	<6.6	<6.6	<6.6	<6.6	<6.6	<13.2	<13.2	<6.6
92494609	BH-18 (5-7.5)	MW-37	09/08/2020	<6.4	<6.4	<6.4	<6.4	<6.4	<6.4	<6.4	<25.7	<6.4	<6.4	<6.4	<6.4	<6.4	<6.4	<12.8	<12.8	<6.4
92494587	MW 38-30-32.5	MW-38	09/08/2020	<5.7	<5.7	<5.7	<5.7	<5.7	<5.7	<5.7	<22.8	<5.7	<5.7	<5.7	<5.7	<5.7	<5.7	<11.4	<11.4	<5.7
92494858	MW-39 (7.5'-10')	MW-39	09/08/2020	<9.6	<9.6	<9.6	<9.6	<9.6	<9.6	<9.6	<38.3	<9.6	<9.6	<9.6	**7.8**	<9.6	<9.6	<19.2	<19.2	<9.6
92494925	BH-19 (20-22.5)	MW-40	09/08/2020	<6.7	<6.7	<6.7	<6.7	<6.7	<6.7	<6.7	<26.7	<6.7	<6.7	<6.7	<6.7	<6.7	<6.7	<13.4	<13.4	<6.7
92494925	BH-19 (25-27.5)	MW-40	09/08/2020	<7.1	<7.1	<7.1	<7.1	<7.1	<7.1	<7.1	<28.4	<7.1	<7.1	<7.1	<7.1	<7.1	<7.1	<14.2	<14.2	<7.1
92494609	BH-20 (40-44)	MW-41	09/08/2020	<6.4	<6.4	<6.4	<6.4	<6.4	<6.4	<6.4	<25.7	<6.4	<6.4	<6.4	<6.4	<6.4	<6.4	<12.8	<12.8	<6.4
92494609	BH-20 (7.5-10)	MW-41	09/08/2020	<8.1	<8.1	<8.1	<8.1	<8.1	<8.1	<8.1	<32.4	<8.1	<8.1	<8.1	<8.1	<8.1	<8.1	<16.2	<16.2	<8.1
92495194	MW-42_(17.5-20)	MW-42	09/10/2020	<5.4	<5.4	<5.4	<5.4	<5.4	<5.4	<5.4	<21.8	<5.4	<5.4	<5.4	**8.8**	**15.5**	<5.4	**20.6**	**13.3**	**7.3**
92493136	RW-08_(35-37.5)	MW-43	08/30/2020	<4.8	<4.8	<4.8	<4.8	<4.8	<4.8	<4.8	<19.4	<4.8	<4.8	<4.8	<4.8	<4.8	<4.8	<9.7	<9.7	<4.8
92495194	MW-44_(10-12.5)	MW-44	09/10/2020	<6.0	<6.0	<6.0	<6.0	<6.0	<6.0	<6.0	<23.9	<6.0	<6.0	<6.0	<6.0	<6.0	<6.0	<12.0	<12.0	<6.0
92495194	MW-45_(25-27.5)	MW-45	9/11/2020	<6.3	<6.3	<6.3	<6.3	<6.3	<6.3	<6.3	<25.2	<6.3	<6.3	<6.3	<6.3	<6.3	<6.3	<12.6	<12.6	<6.3
92495313	MW-46_(25-27.5)	MW-46	09/12/2020	<5.8	<5.8	<5.8	<5.8	<5.8	<5.8	<5.8	<23.2	<5.8	<5.8	<5.8	<5.8	<5.8	<5.8	<11.6	<11.6	<5.8
92495313	MW-47_(25-27)	MW-47	09/12/2020	<5.7	<5.7	<5.7	<5.7	<5.7	<5.7	<5.7	<22.6	<5.7	<5.7	<5.7	<5.7	<5.7	<5.7	<11.3	<11.3	<5.7
92495719	BH-21(12.5-15)	MW-49	09/15/2020	<5.5	<5.5	<5.5	<5.5	<5.5	<5.5	<5.5	<22.1	<5.5	<5.5	<5.5	<5.5	<5.5	<5.5	<11.1	<11.1	<5.5
92495719	BH-21(25-27.5)	MW-49	09/15/2020	<5.8	<5.8	<5.8	<5.8	<5.8	<5.8	<5.8	**99.2**	<5.8	<5.8	<5.8	<5.8	<5.8	<5.8	<11.5	<11.5	<5.8
92495719	BH-22 (17.5-20)	MW-50	09/15/2020	<7.4	<7.4	<7.4	<7.4	<7.4	<7.4	<7.4	<29.8	<7.4	<7.4	<7.4	<7.4	<7.4	<7.4	<14.9	<14.9	<7.4
92495719	BH-22 (25-27.5)	MW-50	09/15/2020	<6.8	<6.8	<6.8	<6.8	<6.8	<6.8	<6.8	<27.1	<6.8	<6.8	<6.8	<6.8	<6.8	<6.8	<13.6	<13.6	<6.8
92496432	MW-51(25-27.5)	MW-51	09/18/2020	<5.8	<5.8	<5.8	<5.8	<5.8	<5.8	<5.8	<23.4	<5.8	<5.8	<5.8	<5.8	<5.8	<5.8	<11.7	<11.7	<5.8
92497523	MW-52 (25-27.5)	MW-52	09/23/2020	<6.3	<6.3	<6.3	<6.3	<6.3	<6.3	<6.3	<25.1	<6.3	<6.3	<6.3	<6.3	<6.3	<6.3	<12.6	<12.6	<6.3
92498039	MW-54 (15'-17.5')	MW-54	09/28/2020	<5.2	<5.2	<5.2	<5.2	<5.2	<5.2	<5.2	<20.8	<5.2	<5.2	<5.2	<5.2	<5.2	<5.2	<10.4	<10.4	<5.2
92498039	MW-55 (58')	MW-55	09/29/2020	<5.0	<5.0	<5.0	<5.0	<5.0	<5.0	<5.0	<20.0	<5.0	<5.0	<5.0	<5.0	<5.0	<5.0	<10	<10	<5.0
92498395	MW-56 @ 15'	MW-56	09/30/2020	<5.4	<5.4	<5.4	<5.4	<5.4	<5.4	<5.4	<21.4	<5.4	<5.4	<5.4	<5.4	<5.4	<5.4	<10.7	<10.7	<5.4
92498395	MW-57 @ 12'	MW-57	09/30/2020	<5.7	<5.7	<5.7	<5.7	<5.7	<5.7	<5.7	<22.7	<5.7	<5.7	<5.7	<5.7	<5.7	<5.7	<11.4	<11.4	<5.7
92498540	MW-58 @30'	MW-58	10/02/2020	<6.2	<6.2	<6.2	<6.2	<6.2	<6.2	<6.2	<24.7	<6.2	<6.2	<6.2	<6.2	<6.2	<6.2	<12.3	<12.3	<6.2
92498670	MW-59@30	MW-59	10/02/2020	<5.7	<5.7	<5.7	<5.7	<5.7	<5.7	<5.7	<22.6	<5.7	<5.7	<5.7	<5.7	<5.7	<5.7	<11.3	<11.3	<5.7
92498670	MW-60@25-27.5	MW-60	10/03/2020	<6.3	<6.3	<6.3	<6.3	<6.3	<6.3	<6.3	**67.0**	<6.3	<6.3	<6.3	<6.3	<6.3	<6.3	<12.6	<12.6	<6.3
92492881	RW-4 (15-17.5)	RW-04	08/27/2020	<4.7	<4.7	<4.7	<4.7	<4.7	<4.7	<4.7	<19	<4.7	<4.7	<4.7	<4.7	<4.7	<4.7	<9.5	<9.5	<4.7
92492881	RW-4 (20.22.5)	RW-04	08/27/2020	<4.4	<4.4	<4.4	<4.4	**4.6**	<4.4	<4.4	<17.6	<4.4	**7.5**	<4.4	**24.3**	**11.3**	<4.4	**24.9**	**14.6**	**10.2**
92493095	RW-5_(30-32.5)	RW-05	08/28/2020	**1,470**	**704**	<31.9	<31.9	**5,920**	**641**	**631**	<128	<31.9	**2,010**	<31.9	**18,800**	**14,800**	**4,260**	**32,400**	**23,100**	**9,320**
92493096	RW-6_(37.5-40)	RW-06	08/28/2020	**1,130**	**2,990**	<78.5	<78.5	**14,200**	**1,890**	<78.5	<314	<78.5	**10,100**	<78.5	**29,800**	**53,100**	**14,900**	**83,600**	**58,000**	**25,700**
92493643	BH-02 (27.5-30)	RW-07	09/02/2020	**457**	<15.5	<15.5	**40.4**	**3,490**	<15.5	**488**	**89.6**	<15.5	**1,980**	<15.5	**7,530**	**10,900**	**2,950**	**21,500**	**14,700**	**6,760**
92493643	BH-02 (32.5-35)	RW-07	09/02/2020	**24,400**	<592	<592	**1,280**	**147,000**	<592	<592	<2370	<592	**35,900**	<592	**399,000**	**326,000**	**89,800**	**856,000**	**600,000**	**256,000**
92493136	RW-09_(22.5-25)	RW-09	08/30/2020	**66.5**	<5.4	<5.4	<5.4	**78.4**	<5.4	**12.9**	<21.7	<5.4	**20.5**	<5.4	**269**	**219**	**67.6**	**436**	**313**	**123**
92493992	RW-11_(25-27.5)	RW-11	09/02/2020	**34**	**23.5**	<16.8	**3.87**	**34.4**	**5.87**	<6.72	<33.6	<1.34	<16.8	<6.72	**224**	**27.7**	<6.72	<8.74	**131**	**46.1**
92493992	RW-11_(27.5-30)	RW-11	09/02/2020	**912**	**1,070**	**380**	<1.21	**4,260**	**839**	**248**	<30.1	**8.16**	**1,770**	**1,640**	**11,500**	**10,800**	**2,700**	**22,400**	**16,000**	**6,340**

Table 2
Summary of Soil Sampling Results: Volatile Organic Compounds

Colonial Pipeline Company
2020-L1-SR2448 Incident
Huntersville, North Carolina

Lab Report	Sample ID	Well ID	Sample Date	Volatile Organic Compounds (EPA 8260) (µg/kg)																
				Benzene	n-Butylbenzene	sec-Butylbenzene	Diisopropyl ether	Ethylbenzene	Isopropylbenzene (Cumene)	p-Isopropyltoluene	Methylene Chloride	Methyl-tert-butyl ether	Naphthalene	n-Propylbenzene	Toluene	1,2,4-Trimethylbenzene	1,3,5-Trimethylbenzene	Xylene (Total)	m&p-Xylene	o-Xylene
	Soil-to-Water MSCCs			**5.6**	**4,300**	**3,300**	**370**	**4,900**	**1,700**	**120**	**NE**	**91**	**160**	**1,700**	**4,300**	**8,500**	**8,300**	**4,600**	**NE**	**NE**
	Residential MSCCs			**18,000**	**626,000**	**626,000**	**156,000**	**1,560,000**	**1,564,000**	**100,000**	**NE**	**350,000**	**313,000**	**626,000**	**1,200,000**	**782,000**	**782,000**	**3,129,000**	**NE**	**NE**
	Industrial / Commercial MSCCs			**164,000**	**16,350,000**	**16,350,000**	**4,088,000**	**40,000,000**	**40,880,000**	**4,000,000**	**NE**	**3,100,000**	**8,176,000**	**16,350,000**	**32,000,000**	**20,440,000**	**20,440,000**	**81,760,000**	**NE**	**NE**
92494609	BH-10 (10-12.5)	RW-18	09/04/2020	<7.6	<7.6	<7.6	<7.6	**12.4**	<7.6	<7.6	<30.5	<7.6	<7.6	<7.6	**58.5**	**18.8**	<7.6	**59.2**	**40.1**	**19.1**
92494609	BH-10 (22.5-25)	RW-18	09/04/2020	**913**	<143	<143	<143	**18,200**	<143	<143	<573	<143	**10,300**	<143	**28,400**	**78,000**	**22,300**	**112,000**	**76,200**	**35,500**
92497664	RW-36 (22.5-25)	RW-36	9/27/2020	<7.3	<7.3	<7.3	<7.3	<7.3	<7.3	<7.3	<29.1	<7.3	<7.3	<7.3	<7.3	<7.3	<7.3	<14.6	<14.6	<7.3
92497664	RW-37 (25-30)	RW-37	9/27/2020	<6.4	<6.4	<6.4	<6.4	<6.4	<6.4	<6.4	<25.7	<6.4	<6.4	<6.4	<6.4	<6.4	<6.4	<12.9	<12.9	<6.4
92498670	RW-40@25-27.5	RW-40	10/03/2020	<5.8	<5.8	<5.8	<5.8	<5.8	<5.8	<5.8	**47.2**	<5.8	<5.8	<5.8	<5.8	<5.8	<5.8	<11.6	<11.6	<5.8
92492881	SB-118 (2.5-5)	SB-118 (2.5-5)	08/27/2020	<4.6	<4.6	<4.6	<4.6	<4.6	<4.6	<4.6	<18.3	<4.6	<4.6	<4.6	<4.6	<4.6	<4.6	<9.2	<9.2	<4.6
92492881	SB-118 (20-22.5)	SB-118 (20-22.5)	08/27/2020	<4.9	<4.9	<4.9	<4.9	<4.9	<4.9	<4.9	<19.5	<4.9	<4.9	<4.9	<4.9	<4.9	<4.9	<9.7	<9.7	<4.9
Quality Control Data																				
92492881	TB-1	Trip Blank	08/27/2020	<1	NA	NA	<1	<1	NA	<1	<5	<1	<1	NA	<1	NA	NA	<1	<2	<1
92493060	TB-1	Trip Blank	08/28/2020	<1	NA	NA	<1	<1	NA	<1	<5	<1	<1	NA	<1	NA	NA	<1	<2	<1
92493075	TB-1	Trip Blank	08/28/2020	<1	NA	NA	<1	<1	NA	<1	<5	<1	<1	NA	<1	NA	NA	<1	<2	<1
92493062	TB-2	Trip Blank	08/28/2020	<0.5	<0.5	<0.5	<0.5	<0.5	<0.5	NA	<2	<0.5	<2	<0.5	<0.5	<0.5	<0.5	NA	<1	<0.5
92493224	TB-1	Trip Blank	08/31/2020	<1	NA	NA	<1	<1	NA	<1	<5	<1	<1	NA	<1	NA	NA	<1	<2	<1
92493403	TB-1	Trip Blank	08/31/2020	<1	NA	NA	<1	<1	NA	<1	<5	<1	<1	NA	<1	NA	NA	<1	<2	<1
92493643	TB-1	Trip Blank	08/31/2020	<1	NA	NA	<1	<1	NA	<1	<5	<1	<1	NA	<1	NA	NA	<1	<2	<1
92493861	TB-1	Trip Blank	09/02/2020	<1	NA	NA	<1	<1	NA	<1	<5	<1	<1	NA	<1	NA	NA	<1	<2	<1
92494208	TB-1	Trip Blank	09/04/2020	<1	NA	NA	<1	<1	NA	<1	<5	<1	<1	NA	<1	NA	NA	<1	<2	<1
92494924	TB-20200909-1	Trip Blank	09/09/2020	<1	NA	NA	<1	<1	NA	<1	<5	<1	<1	NA	<1	NA	NA	<1	<2	<1
92494609	TB-20200909-1	Trip Blank	09/09/2020	<1	NA	NA	<1	<1	NA	<1	<5	<1	<1	NA	<1	NA	NA	<1	<2	<1
92494925	TB-20200909-2	Trip Blank	09/09/2020	<1	NA	NA	<1	<1	NA	<1	<5	<1	<1	NA	<1	NA	NA	<1	<2	<1
92494609	TB-20200909-2	Trip Blank	09/09/2020	<1	NA	NA	<1	<1	NA	<1	<5	<1	<1	NA	<1	NA	NA	<1	<2	<1

Notes:
Only detected constituents are shown
MSCC - Maximum Soil Contaminant Concentrations.
"<" = Indicates compound was not detected above laboratory reporting limit
NE - Not Established
NA - Not Established
Bold values indicate detectable levels
Shaded values indicate compound exceeded MSCC Standard
µg/kg - Microgram per kilogram

Table 3
Summary of Soil Sampling Results: Volatile Petroleum Hydrocarbons

Colonial Pipeline Company
2020-L1-SR2448 Incident
Huntersville, North Carolina

Lab Report	Sample ID	Well ID	Sample Date	MADEP VPH (mg/kg)			
				Aliphatic (C05-C08)	Aliphatic (C09-C12)	Aromatic (C09-C10), Unadjusted	Total VPH
			Soil-to-Water MSCCs	**68**	**540**	**NE**	**NE**
			Residential MSCCs	**939**	**1,500**	**31,000**	**NE**
			Industrial / Commercial MSCCs	**24,528**	**40,000**	**810,000**	**NE**
92494208	MW-1 (17.5-20)	MW-01	09/04/2020	<7.36	<7.36	<7.36	<7.36
92494208	MW-1 (20-22.5)	MW-01	09/04/2020	<7.57	<7.57	<7.57	<7.57
92492458	MW-2 (12.5-15)	MW-02	08/25/2020	NA	NA	NA	NA
92492458	MW-2 (22.5-25)	MW-02	08/25/2020	NA	NA	NA	NA
92492672	MW-3 (15-17.5)	MW-03	08/25/2020	NA	NA	NA	NA
92492672	MW-3 (2.5-5)	MW-03	08/25/2020	NA	NA	NA	NA
92493060	MW-4 (15-17.5)	MW-04	08/28/2020	<7.52	<7.52	<7.52	<7.52
92493060	MW-4 (5-7.5)	MW-04	08/28/2020	<8.46	<8.46	<8.46	<8.46
92493060	MW-4 (5-7.5)_20	MW-04	08/28/2020	NA	NA	NA	NA
92493060	MW-4 (5-7.5)_20	MW-04	08/28/2020	NA	NA	NA	NA
92493060	MW-4 (15-17.5)_2	MW-04	08/28/2020	NA	NA	NA	NA
92493075	MW-5 (20-22.5)	MW-05	08/28/2020	<7.72	<7.72	<7.72	<7.72
92493075	MW-5 (7.5-10)	MW-05	08/28/2020	<8.26	<8.26	<8.26	<8.26
92493224	MW-6 (1-2.5)	MW-06	08/29/2020	<7.86	<7.86	<7.86	<7.86
92493224	MW-6 (15-17.5)	MW-06	08/29/2020	<7.51	<7.51	<7.51	<7.51
92493224	MW-7 (15-17.5)	MW-07	08/30/2020	<6.96	<6.96	<6.96	<6.96
92493224	MW-7 (5-7.5)	MW-07	08/30/2020	<8.26	<8.26	<8.26	<8.26
92493110	RW-07_(32.5-35)	MW-08	08/29/2020	<5.89	<5.89	<5.89	<5.89
92493224	MW-9 (20-22.5)	MW-09	08/31/2020	<7.53	<7.53	<7.53	<7.53
92493224	MW-9 (7.5-10)	MW-09	08/31/2020	<8.39	<8.39	<8.39	<8.39
92493403	MW-10 (22.5-25)	MW-10	08/31/2020	<5.34	<5.34	<5.34	<5.34
92493403	MW-10 (7.5-10)	MW-10	08/31/2020	<9.2	<9.2	<9.2	<9.2
92493992	MW-11_(37.5-40')	MW-11	09/01/2020	<6.16	<6.16	<6.16	<6.16
92493992	MW-13_(25-27.5)	MW-13	09/01/2020	<8.04	<8.04	<8.04	<8.04
92493992	B-01_MW-14_(25'-27.5')	MW-14	09/01/2020	<7.56	<7.56	<7.56	<7.56
92493643	MW-15 (27.5-29)	MW-15	09/02/2020	<7.69	<7.69	<7.69	<7.69
92493643	MW-15 (5-7.5)	MW-15	09/02/2020	<8.27	<8.27	<8.27	<8.27
92493992	B-04_MW-16_(25'-27.5')	MW-16	09/02/2020	<7.69	<7.69	<7.69	<7.69
92493992	MW-17_(27.5-30)	MW-17	09/02/2020	<8.34	<8.34	<8.34	<8.34
92493861	BH-03 (10-12.5)	MW-18	09/02/2020	<8.17	<8.17	<8.17	<8.17
92493861	BH-03 (32.5-35)	MW-18	09/02/2020	<6.95	<6.95	<6.95	<6.95
92493992	MW-19_(25-27.5)	MW-19	09/02/2020	<8.27	<8.27	<8.27	<8.27
92493861	BH-04 (10-12.5)	MW-20	09/02/2020	<7.76	<7.76	<7.76	<7.76
92493861	BH-04 (27.5-29)	MW-20	09/02/2020	<6.38	<6.38	<6.38	<6.38
92494163	MW-21_(25-27.5)	MW-21	09/03/2020	<7.55	<7.55	<7.55	<7.55
92494208	BH-05 (15-17.5)	MW-22	09/03/2020	<7.7	<7.7	<7.7	<7.7

Table 3
Summary of Soil Sampling Results: Volatile Petroleum Hydrocarbons

Colonial Pipeline Company
2020-L1-SR2448 Incident
Huntersville, North Carolina

Lab Report	Sample ID	Well ID	Sample Date	MADEP VPH (mg/kg)			
				Aliphatic (C05-C08)	Aliphatic (C09-C12)	Aromatic (C09-C10), Unadjusted	Total VPH
			Soil-to-Water MSCCs	**68**	**540**	**NE**	**NE**
			Residential MSCCs	**939**	**1,500**	**31,000**	**NE**
			Industrial / Commercial MSCCs	**24,528**	**40,000**	**810,000**	**NE**
92494208	BH-05 (5.75-7.5)	MW-22	09/03/2020	<8.1	<8.1	<8.1	<8.1
92494163	MW-23_(25-27.5)	MW-23	09/03/2020	<7.87	<7.87	<7.87	<7.87
92494208	BH-06 (22.5-25)	MW-24	09/03/2020	<6.76	<6.76	<6.76	<6.76
92494208	BH-06 (32.5-35)	MW-24	09/03/2020	<7.08	<7.08	<7.08	<7.08
92494208	BH-07 (2.5-5)	MW-25	09/04/2020	<7.84	<7.84	<7.84	<7.84
92494208	BH-07 (30-32.5)	MW-25	09/04/2020	<8.02	<8.02	<8.02	<8.02
92494208	BH-08 (20-22.5)	MW-26	09/04/2020	<7.03	<7.03	<7.03	<7.03
92494208	BH-08 (22.5-25)	MW-26	09/04/2020	<6.57	<6.57	<6.57	<6.57
92494609	BH-11 (2.5-5)	MW-27	09/05/2020	<8.86	<8.86	<8.86	<8.86
92494609	BH-11 (22.5-25)	MW-27	09/05/2020	<6.84	<6.84	<6.84	<6.84
92494924	BH-12 (17.5-20)	MW-28	09/05/2020	<7.38	<7.38	<7.38	<7.38
92494924	BH-12 (22.5-25)	MW-28	09/05/2020	<7.87	<7.87	<7.87	<7.87
92494334	MW29-27.5-30'	MW-29	09/06/2020	<9.53	<9.53	<9.53	<9.53
92494334	ER9 66-22.5-25'	MW-30	09/06/2020	<7.59	<7.59	<7.59	<7.59
92494334	MW31-25-27.5'	MW-31	09/07/2020	<8.26	<8.26	<8.26	**11.6**
92494609	BH-15 (12.5-15)	MW-32	09/07/2020	<8.49	<8.49	<8.49	<8.49
92494609	BH-15 (7.5-10)	MW-32	09/07/2020	<7.77	<7.77	<7.77	<7.77
92494609	BH-14 (10-12.5)	MW-33	09/05/2020	<7.09	<7.09	<7.09	<7.09
92494609	BH-14 (2.5-5)	MW-33	09/05/2020	<8.92	<8.92	<8.92	<8.92
92494609	BH-13 (1-2.5)	MW-34	09/05/2020	<8.28	<8.28	<8.28	<8.28
92494609	BH-13 (5-7.5)	MW-34	09/05/2020	<7.57	<7.57	<7.57	<7.57
92494609	BH-16 (20-22.5)	MW-35	09/07/2020	<8.28	<8.28	<8.28	<8.28
92494609	BH-16 (7.5-10)	MW-35	09/07/2020	<7.21	<7.21	<7.21	<7.21
92494609	BH-17 (1-2.5)	MW-36	09/08/2020	<9.09	<9.09	<9.09	<9.09
92494609	BH-17 (22.5-25)	MW-36	09/08/2020	<7.84	<7.84	<7.84	<7.84
92494609	BH-18 (22.5-25)	MW-37	09/08/2020	<7.43	<7.43	<7.43	<7.43
92494609	BH-18 (5-7.5)	MW-37	09/08/2020	<8.5	<8.5	<8.5	<8.5
92494587	MW 38-30-32.5	MW-38	09/08/2020	<9.04	<9.04	<9.04	<9.04
92494858	MW-39 (7.5'-10')	MW-39	09/08/2020	<9.29	**3.89**	**6.08**	**9.97**
92494925	BH-19 (20-22.5)	MW-40	09/08/2020	<8.12	<8.12	<8.12	<8.12
92494925	BH-19 (25-27.5)	MW-40	09/08/2020	<7.44	<7.44	<7.44	<7.44
92494609	BH-20 (40-44)	MW-41	09/08/2020	<7.13	<7.13	<7.13	<7.13
92494609	BH-20 (7.5-10)	MW-41	09/08/2020	<7.45	<7.45	<7.45	<7.45
92495194	MW-42_(17.5-20)	MW-42	09/10/2020	<6.21	<6.21	<6.21	<6.21
92493136	RW-08_(35-37.5)	MW-43	08/30/2020	**11.6**	<7.54	<7.54	NA

Table 3
Summary of Soil Sampling Results: Volatile Petroleum Hydrocarbons

Colonial Pipeline Company
2020-L1-SR2448 Incident
Huntersville, North Carolina

Lab Report	Sample ID	Well ID	Sample Date	MADEP VPH (mg/kg)			
				Aliphatic (C05-C08)	Aliphatic (C09-C12)	Aromatic (C09-C10), Unadjusted	Total VPH
			Soil-to-Water MSCCs	**68**	**540**	**NE**	**NE**
			Residential MSCCs	**939**	**1,500**	**31,000**	**NE**
			Industrial / Commercial MSCCs	**24,528**	**40,000**	**810,000**	**NE**
92495194	MW-44_(10-12.5)	MW-44	09/10/2020	<6.39	<6.39	<6.39	<6.39
92495194	MW-45_(25-27.5)	MW-45	09/11/2020	<7.18	<7.18	<7.18	<7.18
92495313	MW-46_(25-27.5)	MW-46	09/12/2020	<7.89	**24.1**	<7.89	**32**
92495313	MW-47_(25-27)	MW-47	09/12/2020	<8.95	<8.95	<8.95	**13.5**
92495719	BH-21(12.5-15)	MW-49	09/15/2020	<7.49	<7.49	<7.49	<7.49
92495719	BH-21(25-27.5)	MW-49	09/15/2020	<7.53	<7.53	<7.53	<7.53
92495719	BH-22 (17.5-20)	MW-50	09/15/2020	<7.55	<7.55	<7.55	<7.55
92495719	BH-22 (25-27.5)	MW-50	09/15/2020	<8.73	<8.73	<8.73	<8.73
92496432	MW-51(25-27.5)	MW-51	09/18/2020	<7.30	<7.30	<7.30	<7.30
92497523	MW-52 (25-27.5)	MW-52	09/23/2020	<7.62	<7.62	**2.68**	**2.68**
92498039	MW-54 (15'-17.5')	MW-54	09/28/2020	<8.26	<8.26	<8.26	<8.26
92498039	MW-55 (58')	MW-55	09/29/2020	<6.26	<6.26	<6.26	<6.26
92498395	MW-56 @ 15'	MW-56	09/30/2020	<6.86	<6.86	<6.86	<6.86
92498395	MW-57 @ 12'	MW-57	09/30/2020	<8.05	<8.05	<8.05	<8.05
92498540	MW-58 @30'	MW-58	10/02/2020	NA	NA	NA	NA
92498670	MW-59@30	MW-59	10/02/2020	<5.70	<6.48	1.95J	<6.48
92498670	MW-60@25-27.5	MW-60	10/03/2020	NA	NA	NA	NA
92492881	RW-4 (15-17.5)	RW-04	08/27/2020	<7.53	<7.53	<7.53	<7.53
92492881	RW-4 (20.22.5)	RW-04	08/27/2020	<7.37	<7.37	<7.37	<7.37
92493095	RW-5_(30-32.5)	RW-05	08/28/2020	**11.3**	**12.7**	<6.95	NA
92493096	RW-6_(37.5-40)	RW-06	08/28/2020	**392**	**641**	**259**	NA
92493643	BH-02 (27.5-30)	RW-07	09/02/2020	**904**	**770**	**438**	**2,110**
92493643	BH-02 (32.5-35)	RW-07	09/02/2020	**6,960**	**3,750**	**1,650**	**12,400**
92493136	RW-09_(22.5-25)	RW-09	08/30/2020	<7.38	<7.38	<7.38	NA
92493992	RW-11_(25-27.5)	RW-11	09/02/2020	<6.72	<6.72	<6.72	<6.72
92493992	RW-11_(27.5-30)	RW-11	09/02/2020	**201**	**76.2**	**41.1**	**319**
92494609	BH-10 (10-12.5)	RW-18	09/04/2020	<8.49	<8.49	<8.49	<8.49
92494609	BH-10 (22.5-25)	RW-18	09/04/2020	**344**	**711**	**311**	**1,060**
92497664	RW-36 (22.5-25)	RW-36	9/27/2020	<6.78	<6.78	**2.39**	**2.39**
92497664	RW-37 (25-30)	RW-37	9/27/2020	<6.79	<6.79	**2.35**	**2.35**
92498670	RW-40@25-27.5	RW-40	10/03/2020	NA	NA	NA	NA
92492881	SB-118 (2.5-5)	SB-118 (2.5-5)_20200827	08/27/2020	<7.88	<7.88	<7.88	<7.88
92492881	SB-118 (20-22.5)	SB-118 (20-22.5)_20200827	08/27/2020	<7.11	<7.11	<7.11	<7.11

Table 3
Summary of Soil Sampling Results: Volatile Petroleum Hydrocarbons

Colonial Pipeline Company
2020-L1-SR2448 Incident
Huntersville, North Carolina

Lab Report	Sample ID	Well ID	Sample Date	MADEP VPH (mg/kg)			
				Aliphatic (C05-C08)	Aliphatic (C09-C12)	Aromatic (C09-C10), Unadjusted	Total VPH
			Soil-to-Water MSCCs	**68**	**540**	**NE**	**NE**
			Residential MSCCs	**939**	**1,500**	**31,000**	**NE**
			Industrial / Commercial MSCCs	**24,528**	**40,000**	**810,000**	**NE**
QC Data							
92492881	TB-1	Trip Blank	08/27/2020	NA	NA	NA	NA
92493060	TB-1	Trip Blank	08/28/2020	NA	NA	NA	NA
92493075	TB-1	Trip Blank	08/28/2020	NA	NA	NA	NA
92493062	TB-2	Trip Blank	08/28/2020	NA	NA	NA	NA
92493224	TB-1	Trip Blank	08/31/2020	NA	NA	NA	NA
92493403	TB-1	Trip Blank	08/31/2020	NA	NA	NA	NA
92493643	TB-1	Trip Blank	08/31/2020	NA	NA	NA	NA
92493861	TB-1	Trip Blank	09/02/2020	NA	NA	NA	NA
92494208	TB-1	Trip Blank	09/04/2020	NA	NA	NA	NA
92494924	TB-20200909-1	Trip Blank	09/09/2020	NA	NA	NA	NA
92494609	TB-20200909-1	Trip Blank	09/09/2020	NA	NA	NA	NA
92494925	TB-20200909-2	Trip Blank	09/09/2020	NA	NA	NA	NA
92494609	TB-20200909-2	Trip Blank	09/09/2020	NA	NA	NA	NA

Notes:
Only detected constituents shown
MSCC - Maximum Soil Contaminant Concentrations
"<" = Indicates compound was not detected above laboratory reporting limit
NE - Not Established
NA - Not Established
Bold values indicate compound was detected above laboratory reporting limit
Shaded values indicate compound exceeded MSCC Standard
MADEP - Massachusetts Department of Environmental Protection; as required by North Carolina Department of Environmental Quality
mg/kg - Milligrams per kilogram

Table 4
Summary of Recovery Well Gauging Data

Colonial Pipeline Company
2020-L1-SR2448 Incident
Huntersville, North Carolina

Well ID	Top Of Casing Elevation[1]	Date	Depth to Free Product (ft btoc)	Depth to Groundwater (ft btoc)	Free Product Thickness	Groundwater Elevation[2] (ft btoc)
RW-01	733.43	9/1/2020	28.60	36.95	8.35	702.49
RW-01	733.43	9/3/2020	30.60	35.95	5.35	701.33
RW-01	733.43	9/5/2020	29.11	37.05	7.94	702.09
RW-01	733.43	9/8/2020	29.40	36.95	7.55	701.91
RW-01	733.43	9/9/2020	29.50	37.10	7.60	701.80
RW-01	733.43	9/12/2020	30.00	36.95	6.95	701.48
RW-01	733.43	9/14/2020	30.00	37.20	7.20	701.41
RW-01	733.43	9/18/2020	30.80	37.00	6.20	700.89
RW-01	733.43	9/28/2020	31.15	37.00	5.85	700.64
RW-01	733.43	10/2/2020	31.30	37.15	5.85	700.49
RW-01	733.43	10/7/2020	31.65	37.20	5.55	700.22
RW-01	733.43	10/19/2020	32.12	37.00	4.88	699.94
RW-02	731.66	9/1/2020	27.30	39.60	12.30	700.92
RW-02	731.66	9/5/2020	27.66	39.67	12.01	700.64
RW-02	731.66	9/8/2020	27.90	39.65	11.75	700.47
RW-02	731.66	9/9/2020	28.65	39.65	11.00	699.93
RW-02	731.66	9/12/2020	28.43	38.95	10.52	700.28
RW-02	731.66	9/14/2020	28.43	39.70	11.27	700.07
RW-02	731.66	9/18/2020	29.10	38.60	9.50	699.90
RW-02	731.66	9/28/2020	29.52	39.42	9.90	699.37
RW-02	731.66	10/2/2020	29.70	39.70	10.00	699.16
RW-02	731.66	10/7/2020	30.04	39.68	9.64	698.92
RW-02	731.66	10/19/2020	30.45	39.65	9.20	698.63
RW-03	731.51	9/1/2020	34.15	37.55	3.40	696.41
RW-03	731.51	9/3/2020	37.20	37.26	0.06	694.30
RW-03	731.51	9/5/2020	35.50	37.44	1.94	695.47
RW-03	731.51	9/8/2020	34.80	35.95	1.15	696.39
RW-03	731.51	9/9/2020	33.95	38.80	4.85	696.20
RW-03	731.51	9/11/2020	34.92	36.60	1.68	696.12
RW-03	731.51	9/12/2020	34.85	36.35	1.50	696.24
RW-03	731.51	9/14/2020	33.91	36.97	3.06	696.75
RW-03	731.51	9/18/2020	34.20	37.10	2.90	696.50
RW-03	731.51	9/28/2020	33.85	37.55	3.70	696.63
RW-03	731.51	10/2/2020	34.72	38.17	3.45	695.83
RW-03	731.51	10/6/2020	33.55	38.80	5.25	696.49
RW-03	731.51	10/19/2020	33.00	38.89	5.89	696.86

Table 4
Summary of Recovery Well Gauging Data

Colonial Pipeline Company
2020-L1-SR2448 Incident
Huntersville, North Carolina

Well ID	Top Of Casing Elevation[1]	Date	Depth to Free Product (ft btoc)	Depth to Groundwater (ft btoc)	Free Product Thickness	Groundwater Elevation[2] (ft btoc)
RW-04	729.41	9/1/2020	*27.65*	*31.35*	3.70	700.72
RW-04	729.41	9/3/2020	*36.10*	*37.60*	1.50	692.89
RW-04	729.41	9/5/2020	*32.10*	*35.81*	3.71	696.27
RW-04	729.41	9/8/2020	*31.35*	*36.20*	4.85	696.70
RW-04	729.41	9/11/2020	*31.85*	*34.85*	3.00	696.72
RW-04	729.41	9/12/2020	*32.60*	*35.15*	2.55	696.09
RW-04	729.41	9/14/2020	*31.00*	*35.00*	4.00	697.29
RW-04	729.41	9/18/2020	30.60	33.80	3.20	697.91
RW-04	729.41	9/28/2020	28.00	36.70	8.70	698.97
RW-04	729.41	10/2/2020	27.93	37.00	9.07	698.94
RW-04	729.41	10/5/2020	28.20	36.95	8.75	698.76
RW-04	729.41	10/19/2020	28.60	37.00	8.40	698.46
RW-05	726.29	9/1/2020	*27.00*	*32.55*	5.55	697.74
RW-05	726.29	9/3/2020	*31.65*	*36.65*	5.00	693.24
RW-05	726.29	9/5/2020	*26.75*	*33.31*	6.56	697.70
RW-05	726.29	9/8/2020	26.04	33.30	7.26	698.22
RW-05	726.29	9/11/2020	26.60	31.60	5.00	698.29
RW-05	726.29	9/12/2020	27.15	29.60	2.45	698.46
RW-05	726.29	9/14/2020	26.80	29.92	3.12	698.62
RW-05	726.29	9/18/2020	27.70	28.80	1.10	698.28
RW-05	726.29	9/28/2020	27.60	29.35	1.75	698.20
RW-05	726.29	10/2/2020	27.30	31.30	4.00	697.87
RW-05	726.29	10/5/2020	27.13	32.00	4.87	697.80
RW-05	726.29	10/19/2020	25.90	36.76	10.86	697.35
RW-06	734.78	9/1/2020	*37.65*	*43.85*	6.20	695.39
RW-06	734.78	9/3/2020	*44.70*	*45.10*	0.40	689.97
RW-06	734.78	9/5/2020	*38.33*	*43.73*	5.40	694.94
RW-06	734.78	9/8/2020	45.22	45.50	0.28	689.48
RW-06	734.78	9/9/2020	37.42	43.32	5.90	695.71
RW-06	734.78	9/11/2020	39.30	42.55	3.25	694.57
RW-06	734.78	9/12/2020	38.35	41.70	3.35	695.49
RW-06	734.78	9/14/2020	37.25	42.00	4.75	696.20
RW-06	734.78	9/18/2020	38.90	43.15	4.25	694.69
RW-06	734.78	9/28/2020	36.05	47.53	11.48	695.51
RW-06	734.78	10/2/2020	37.00	43.50	6.50	695.96
RW-06	734.78	10/5/2020	36.95	44.47	7.52	695.72
RW-06	734.78	10/19/2020	36.76	47.73	10.97	694.95

Table 4
Summary of Recovery Well Gauging Data

Colonial Pipeline Company
2020-L1-SR2448 Incident
Huntersville, North Carolina

Well ID	Top Of Casing Elevation[1]	Date	Depth to Free Product (ft btoc)	Depth to Groundwater (ft btoc)	Free Product Thickness	Groundwater Elevation[2] (ft btoc)
RW-07	726.92	9/5/2020	34.20	41.55	7.35	690.66
RW-07	726.92	9/8/2020	33.70	46.00	12.30	689.77
RW-07	726.92	9/9/2020	37.45	40.82	3.37	688.52
RW-07	726.92	9/10/2020	36.40	39.90	3.50	689.54
RW-07	726.92	9/12/2020	33.52	45.60	12.08	690.01
RW-07	726.92	9/14/2020	34.01	40.09	6.08	691.20
RW-07	726.92	9/18/2020	36.50	42.30	5.80	688.79
RW-07	726.92	9/28/2020	32.50	45.30	12.80	690.83
RW-07	726.92	10/2/2020	33.52	40.95	7.43	691.31
RW-07	726.92	10/6/2020	33.50	42.83	9.33	690.80
RW-07	726.92	10/19/2020	32.80	46.13	13.33	690.38
RW-08	730.40	9/6/2020	ND	38.36	N/A	692.04
RW-08	730.40	9/8/2020	ND	38.32	N/A	692.08
RW-08	730.40	9/14/2020	ND	31.89	N/A	698.51
RW-08	730.40	10/9/2020	ND	31.66	N/A	698.74
RW-08	730.40	10/19/2020	32.21	35.93	3.72	697.15
RW-09	732.39	9/1/2020	29.95	39.55	9.60	699.75
RW-09	732.39	9/3/2020	37.55	37.85	0.30	694.75
RW-09	732.39	9/5/2020	29.88	41.42	11.54	699.28
RW-09	732.39	9/8/2020	30.50	38.05	7.55	699.77
RW-09	732.39	9/9/2020	30.20	40.10	9.90	699.42
RW-09	732.39	9/12/2020	31.07	39.46	8.39	698.97
RW-09	732.39	9/14/2020	30.15	37.85	7.70	700.08
RW-09	732.39	9/18/2020	31.30	37.50	6.20	699.35
RW-09	732.39	9/28/2020	37.70	38.53	0.83	694.45
RW-09	732.39	10/2/2020	30.10	42.80	12.70	698.73
RW-09	732.39	10/7/2020	31.10	40.20	9.10	698.74
RW-09	732.39	10/19/2020	31.13	42.88	11.75	697.97
RW-10	734.38	9/1/2020	19.95	33.10	13.15	710.75
RW-10	734.38	9/3/2020	25.85	33.40	7.55	706.41
RW-10	734.38	9/5/2020	29.20	33.60	4.40	703.95
RW-10	734.38	9/8/2020	29.60	34.00	4.40	703.55
RW-10	734.38	9/9/2020	29.85	34.53	4.68	703.22
RW-10	734.38	9/12/2020	30.50	33.50	3.00	703.04
RW-10	734.38	9/14/2020	30.20	33.40	3.20	703.28
RW-10	734.38	9/18/2020	31.60	33.40	1.80	702.27
RW-10	734.38	9/28/2020	31.45	33.00	1.55	702.49
RW-10	734.38	10/2/2020	31.73	33.43	1.70	702.17
RW-10	734.38	10/7/2020	32.10	33.40	1.30	701.91
RW-10	734.38	10/19/2020	32.72	33.31	0.59	701.49

Table 4
Summary of Recovery Well Gauging Data

Colonial Pipeline Company
2020-L1-SR2448 Incident
Huntersville, North Carolina

Well ID	Top Of Casing Elevation[1]	Date	Depth to Free Product (ft btoc)	Depth to Groundwater (ft btoc)	Free Product Thickness	Groundwater Elevation[2] (ft btoc)
RW-11	725.94	9/6/2020	32.23	34.39	2.16	693.10
RW-11	725.94	9/8/2020	31.60	32.80	1.20	694.00
RW-11	725.94	9/14/2020	28.85	31.62	2.77	696.31
RW-11	725.94	9/18/2020	34.00	34.00	0.00	691.94
RW-11	725.94	9/28/2020	29.90	31.90	2.00	695.48
RW-11	725.94	10/2/2020	32.30	32.60	0.30	693.55
RW-11	725.94	10/5/2020	27.70	34.10	6.40	696.45
RW-11	725.94	10/19/2020	27.70	31.27	3.57	697.24
RW-12	726.61	9/5/2020	31.45	33.82	2.37	694.50
RW-12	726.61	9/6/2020	34.95	35.14	0.19	691.61
RW-12	726.61	9/8/2020	34.20	36.10	1.90	691.88
RW-12	726.61	9/9/2020	34.24	36.65	2.41	691.70
RW-12	726.61	9/10/2020	34.70	35.83	1.13	691.59
RW-12	726.61	9/12/2020	32.89	34.35	1.46	693.31
RW-12	726.61	9/14/2020	31.81	36.18	4.37	693.58
RW-12	726.61	9/18/2020	32.35	34.60	2.25	693.63
RW-12	726.61	9/28/2020	29.43	36.91	7.48	695.09
RW-12	726.61	10/2/2020	31.10	36.40	5.30	694.03
RW-12	726.61	10/6/2020	29.78	37.75	7.97	694.60
RW-12	726.61	10/19/2020	30.35	37.04	6.69	694.39
RW-13	732.30	9/5/2020	ND	24.90	N/A	707.40
RW-13	732.30	9/6/2020	ND	26.54	N/A	705.76
RW-13	732.30	9/8/2020	ND	27.05	N/A	705.25
RW-13	732.30	9/14/2020	ND	27.93	N/A	704.37
RW-13	732.30	10/9/2020	ND	28.34	N/A	703.96
RW-13	732.30	10/19/2020	33.87	34.11	0.24	698.36
RW-14	732.14	9/6/2020	27.12	39.68	12.56	701.50
RW-14	732.14	9/8/2020	27.15	36.25	9.10	702.44
RW-14	732.14	9/10/2020	27.95	35.05	7.10	702.20
RW-14	732.14	9/12/2020	27.40	38.95	11.55	701.50
RW-14	732.14	9/14/2020	27.68	39.15	11.47	701.24
RW-14	732.14	9/18/2020	29.15	39.20	10.05	700.17
RW-14	732.14	9/28/2020	29.30	39.93	10.63	699.86
RW-14	732.14	10/2/2020	29.63	39.95	10.32	699.62
RW-14	732.14	10/6/2020	29.90	40.00	10.10	699.41
RW-14	732.14	10/19/2020	30.60	39.94	9.34	698.92
RW-15	723.99	9/6/2020	34.07	34.10	0.03	689.91
RW-15	723.99	9/8/2020	34.15	34.17	0.02	689.83
RW-15	723.99	9/14/2020	34.25	34.29	0.04	689.73
RW-15	723.99	9/28/2020	34.62	34.68	0.06	689.35
RW-15	723.99	10/9/2020	ND	34.98	N/A	689.01
RW-15	723.99	10/19/2020	35.02	35.12	0.10	688.94

Table 4
Summary of Recovery Well Gauging Data

Colonial Pipeline Company
2020-L1-SR2448 Incident
Huntersville, North Carolina

Well ID	Top Of Casing Elevation[1]	Date	Depth to Free Product (ft btoc)	Depth to Groundwater (ft btoc)	Free Product Thickness	Groundwater Elevation[2] (ft btoc)
RW-16	732.10	9/5/2020	30.80	37.71	6.91	699.36
RW-16	732.10	9/6/2020	30.14	36.39	6.25	700.21
RW-16	732.10	9/8/2020	30.60	35.70	5.10	700.07
RW-16	732.10	9/9/2020	29.80	39.92	10.12	699.46
RW-16	732.10	9/10/2020	35.95	39.70	3.75	695.10
RW-16	732.10	9/12/2020	34.65	38.60	3.95	696.34
RW-16	732.10	9/14/2020	30.85	36.70	5.85	699.61
RW-16	732.10	9/18/2020	32.15	36.30	4.15	698.78
RW-16	732.10	9/28/2020	31.55	37.40	5.85	698.91
RW-16	732.10	10/2/2020	31.47	37.82	6.35	698.85
RW-16	732.10	10/6/2020	30.90	40.50	9.60	698.51
RW-16	732.10	10/19/2020	31.00	43.12	12.12	697.70
RW-17	729.57	9/6/2020	ND	19.94	N/A	709.63
RW-17	729.57	9/8/2020	ND	27.05	N/A	702.52
RW-17	729.57	9/14/2020	ND	20.05	N/A	709.52
RW-17	729.57	9/28/2020	ND	20.04	N/A	709.53
RW-17	729.57	10/9/2020	ND	20.06	N/A	709.51
RW-17	729.57	10/19/2020	ND	20.06	N/A	709.51
RW-18	737.66	9/8/2020	36.15	40.20	4.05	700.37
RW-18	737.66	9/9/2020	36.40	41.35	4.95	699.87
RW-18	737.66	9/12/2020	36.50	40.00	3.50	700.18
RW-18	737.66	9/14/2020	34.95	42.00	7.05	700.73
RW-18	737.66	9/18/2020	36.55	42.00	5.45	699.58
RW-18	737.66	9/28/2020	35.42	45.45	10.03	699.43
RW-18	737.66	10/2/2020	35.20	47.65	12.45	698.97
RW-18	737.66	10/7/2020	35.70	47.48	11.78	698.66
RW-18	737.66	10/19/2020	36.54	47.75	11.21	697.98
RW-19	722.02	9/8/2020	ND	32.80	N/A	689.22
RW-19	722.02	9/14/2020	ND	32.74	N/A	689.28
RW-19	722.02	9/28/2020	ND	32.92	N/A	689.10
RW-19	722.02	10/9/2020	ND	33.23	N/A	688.79
RW-19	722.02	10/19/2020	ND	33.28	N/A	688.74
RW-20	731.69	9/8/2020	ND	28.75	N/A	702.94
RW-20	731.69	9/14/2020	26.90	36.20	9.30	702.18
RW-20	731.69	9/28/2020	31.55	33.20	1.65	699.67
RW-20	731.69	10/2/2020	30.60	31.65	1.05	700.79
RW-20	731.69	10/6/2020	30.50	31.90	1.40	700.79
RW-20	731.69	10/19/2020	30.29	32.90	2.61	700.67
RW-21	731.68	9/13/2020	28.50	42.55	14.05	699.25
RW-21	731.68	9/14/2020	30.72	36.55	5.83	699.33
RW-21	731.68	9/18/2020	31.30	38.00	6.70	698.51
RW-21	731.68	9/28/2020	30.08	41.40	11.32	698.43

Table 4
Summary of Recovery Well Gauging Data

Colonial Pipeline Company
2020-L1-SR2448 Incident
Huntersville, North Carolina

Well ID	Top Of Casing Elevation[1]	Date	Depth to Free Product (ft btoc)	Depth to Groundwater (ft btoc)	Free Product Thickness	Groundwater Elevation[2] (ft btoc)
RW-21	731.68	10/2/2020	30.28	41.15	10.87	698.36
RW-21	731.68	10/6/2020	30.40	41.55	11.15	698.16
RW-21	731.68	10/19/2020	30.13	45.10	14.97	697.36
RW-22	726.60	9/10/2020	25.62	39.00	13.38	697.23
RW-22	726.60	9/12/2020	26.70	31.62	4.92	698.52
RW-22	726.60	9/14/2020	25.55	30.85	5.30	699.57
RW-22	726.60	9/18/2020	26.10	32.10	6.00	698.82
RW-22	726.60	9/28/2020	26.20	30.75	4.55	699.13
RW-22	726.60	10/2/2020	25.55	33.00	7.45	698.96
RW-22	726.60	10/5/2020	25.53	34.50	8.97	698.56
RW-22	726.60	10/19/2020	25.93	37.32	11.39	697.48
RW-23	724.85	9/13/2020	31.80	41.73	9.93	690.27
RW-23	724.85	9/14/2020	31.79	41.68	9.89	690.29
RW-23	724.85	9/18/2020	32.95	39.35	6.40	690.11
RW-23	724.85	9/28/2020	32.91	39.45	6.54	690.11
RW-23	724.85	10/2/2020	33.39	39.31	5.92	689.80
RW-23	724.85	10/6/2020	33.25	39.25	6.00	689.92
RW-23	724.85	10/19/2020	33.30	39.26	5.96	689.88
RW-24	734.33	9/11/2020	35.83	35.85	0.02	698.49
RW-24	734.33	9/12/2020	ND	36.00	N/A	698.33
RW-24	734.33	9/14/2020	35.75	36.25	0.50	698.44
RW-24	734.33	9/18/2020	ND	36.10	N/A	698.23
RW-24	734.33	9/28/2020	33.80	33.91	0.11	700.50
RW-24	734.33	10/2/2020	33.15	35.20	2.05	700.60
RW-24	734.33	10/5/2020	33.84	34.10	0.26	700.41
RW-24	734.33	10/19/2020	32.84	37.15	4.31	700.28
RW-25	724.92	9/13/2020	33.75	37.21	3.46	690.20
RW-25	724.92	9/14/2020	33.08	38.85	5.77	690.22
RW-25	724.92	9/18/2020	34.88	35.80	0.92	689.78
RW-25	724.92	9/28/2020	34.86	35.90	1.04	689.76
RW-25	724.92	10/2/2020	34.90	36.55	1.65	689.55
RW-25	724.92	10/6/2020	34.90	36.40	1.50	689.60
RW-25	724.92	10/19/2020	33.83	39.91	6.08	689.38
RW-26	729.28	9/11/2020	29.80	30.35	0.55	699.33
RW-26	729.28	9/12/2020	29.85	30.42	0.57	699.27
RW-26	729.28	9/14/2020	29.79	30.41	0.62	699.32
RW-26	729.28	9/18/2020	30.31	32.20	1.89	698.44
RW-26	729.28	9/28/2020	27.60	29.25	1.65	701.22
RW-26	729.28	10/2/2020	27.17	28.35	1.18	701.78
RW-26	729.28	10/5/2020	27.01	29.15	2.14	701.67
RW-26	729.28	10/19/2020	26.39	29.02	2.63	702.16

Table 4
Summary of Recovery Well Gauging Data

Colonial Pipeline Company
2020-L1-SR2448 Incident
Huntersville, North Carolina

Well ID	Top Of Casing Elevation[1]	Date	Depth to Free Product (ft btoc)	Depth to Groundwater (ft btoc)	Free Product Thickness	Groundwater Elevation[2] (ft btoc)
RW-27	722.46	9/13/2020	ND	35.08	N/A	687.38
RW-27	722.46	9/14/2020	ND	35.09	N/A	687.37
RW-27	722.46	9/18/2020	ND	35.20	N/A	687.26
RW-27	722.46	10/9/2020	ND	35.23	N/A	687.23
RW-27	722.46	10/19/2020	35.23	35.43	0.20	687.17
RW-28	733.88	9/11/2020	38.13	39.31	1.18	695.42
RW-28	733.88	9/12/2020	ND	37.12	N/A	696.76
RW-28	733.88	9/13/2020	35.84	45.27	9.43	695.40
RW-28	733.88	9/14/2020	34.45	48.33	13.88	695.54
RW-28	733.88	9/18/2020	35.70	36.25	0.55	698.02
RW-28	733.88	9/28/2020	33.95	35.85	1.90	699.39
RW-28	733.88	10/2/2020	34.05	35.47	1.42	699.43
RW-28	733.88	10/5/2020	34.15	35.50	1.35	699.35
RW-28	733.88	10/19/2020	31.30	42.74	11.44	699.37
RW-29	721.84	9/13/2020	26.80	45.11	18.31	689.91
RW-29	721.84	9/14/2020	28.36	38.80	10.44	690.56
RW-29	721.84	9/18/2020	29.00	43.00	14.00	688.92
RW-29	721.84	9/28/2020	26.95	35.85	8.90	692.40
RW-29	721.84	10/2/2020	27.10	47.00	19.90	689.17
RW-29	721.84	10/6/2020	27.32	45.90	18.58	689.32
RW-29	721.84	10/19/2020	27.68	47.65	19.97	688.57
RW-30	719.60	9/14/2020	23.60	26.95	3.35	695.06
RW-30	719.60	9/28/2020	22.33	37.10	14.77	693.13
RW-30	719.60	10/2/2020	24.30	31.40	7.10	693.31
RW-30	719.60	10/6/2020	24.92	33.15	8.23	692.38
RW-30	719.60	10/19/2020	22.26	41.10	18.84	692.06
RW-31	716.23	9/14/2020	27.38	28.66	1.28	688.49
RW-31	716.23	9/28/2020	23.25	43.45	20.20	687.32
RW-31	716.23	10/2/2020	26.30	35.40	9.10	687.38
RW-31	716.23	10/6/2020	24.99	36.40	11.41	688.04
RW-31	716.23	10/19/2020	22.55	46.14	23.59	687.07
RW-32	716.45	9/28/2020	26.65	38.78	12.13	686.40
RW-32	716.45	10/2/2020	27.50	36.95	9.45	686.30
RW-32	716.45	10/6/2020	27.31	33.30	5.99	687.46
RW-32	716.45	10/19/2020	26.89	39.24	12.35	686.10
RW-33	716.59	9/28/2020	ND	31.60	N/A	684.99
RW-33	716.59	10/9/2020	ND	30.88	N/A	685.71
RW-33	716.59	10/19/2020	ND	30.90	N/A	685.69
RW-34	735.92	9/28/2020	33.95	43.25	9.30	699.36
RW-34	735.92	10/2/2020	42.78	43.50	0.72	692.93
RW-34	735.92	10/7/2020	42.59	43.31	0.72	693.12
RW-34	735.92	10/19/2020	42.64	43.73	1.09	692.97

Table 4
Summary of Recovery Well Gauging Data

Colonial Pipeline Company
2020-L1-SR2448 Incident
Huntersville, North Carolina

Well ID	Top Of Casing Elevation[1]	Date	Depth to Free Product (ft btoc)	Depth to Groundwater (ft btoc)	Free Product Thickness	Groundwater Elevation[2] (ft btoc)
RW-35	740.16	10/2/2020	41.25	53.80	12.55	695.40
RW-35	740.16	10/7/2020	42.31	47.66	5.35	696.35
RW-35	740.16	10/19/2020	40.44	53.16	12.72	696.16
RW-36	743.69	10/2/2020	45.00	58.63	13.63	694.87
RW-36	743.69	10/7/2020	45.22	56.81	11.59	695.23
RW-36	743.69	10/19/2020	45.39	59.40	14.01	694.38
RW-37	744.77	10/8/2020	51.74	53.64	1.90	692.50
RW-37	744.77	10/19/2020	52.15	52.87	0.72	692.42
RW-38	739.72	10/2/2020	38.70	49.00	10.30	698.14
RW-38	739.72	10/7/2020	39.38	45.53	6.15	698.62
RW-38	739.72	10/19/2020	38.15	49.55	11.40	698.38
RW-39	721.77	10/8/2020	ND	32.44	N/A	689.33
RW-39	721.77	10/19/2020	32.49	32.66	0.17	689.24
RW-40	722.94	10/8/2020	ND	33.34	N/A	689.60
RW-40	722.94	10/19/2020	ND	33.50	N/A	689.44

Notes:

ft btoc = Feet Below Top of Casing

N/A = Not Applicable

RW = Recovery Well

ND - Not Detected

[1] = Elevations surveyed in feet using the NAVD88 vertical datum.

[2] = Corrected Groundwater Elevation = Top of Casing - Depth to Water + Free Product Thickness x 0.72

Table 5
Summary of Monitoring Well Gauging Data

Colonial Pipeline Company
2020-L1-SR2448 Incident
Huntersville, North Carolina

Well ID	Top Of Casing Elevation[1]	Date	Depth to Free Product (ft btoc)	Depth to Groundwater (ft btoc)	Free Product Thickness	Groundwater Elevation[2] (ft btoc)
MW-01	709.60*	9/1/2020	ND	25.05	N/A	684.55
MW-01	709.60*	9/3/2020	ND	25.82	N/A	683.78
MW-01	709.60*	9/5/2020	ND	25.94	N/A	683.66
MW-01	711.86	9/14/2020	ND	28.20	N/A	683.66
MW-01	711.86	9/18/2020	ND	28.20	N/A	683.66
MW-01	711.86	9/28/2020	ND	28.10	N/A	683.76
MW-01	711.86	10/3/2020	ND	28.09	N/A	683.77
MW-01	711.86	10/19/2020	ND	27.88	N/A	683.98
MW-02	710.96*	9/1/2020	ND	26.65	N/A	684.31
MW-02	710.96*	9/3/2020	ND	27.59	N/A	683.37
MW-02	710.96*	9/5/2020	ND	28.00	N/A	682.96
MW-02	712.53	9/14/2020	ND	29.57	N/A	682.96
MW-02	712.53	9/18/2020	ND	29.56	N/A	682.97
MW-02	712.53	9/28/2020	ND	29.51	N/A	683.02
MW-02	712.53	10/3/2020	ND	30.60	N/A	681.93
MW-02	712.53	10/19/2020	ND	29.41	N/A	683.12
MW-03	703.64	9/1/2020	ND	19.93	N/A	683.71
MW-03	703.64	9/3/2020	ND	22.74	N/A	680.90
MW-03	703.64	9/5/2020	ND	22.84	N/A	680.80
MW-03	703.64	9/14/2020	ND	22.78	N/A	680.86
MW-03	703.64	9/18/2020	ND	22.80	N/A	680.84
MW-03	703.64	9/28/2020	ND	22.54	N/A	681.10
MW-03	703.64	10/3/2020	ND	22.57	N/A	681.07
MW-03	703.64	10/19/2020	ND	21.88	N/A	681.76
MW-04	712.05*	9/1/2020	ND	28.30	N/A	683.75
MW-04	712.05*	9/3/2020	ND	28.19	N/A	683.86
MW-04	712.05*	9/5/2020	ND	28.32	N/A	683.73
MW-04	715.04	9/14/2020	ND	31.32	N/A	683.72
MW-04	715.04	9/18/2020	ND	31.31	N/A	683.73
MW-04	715.04	9/28/2020	ND	31.23	N/A	683.81
MW-04	715.04	10/3/2020	ND	31.26	N/A	683.78
MW-04	715.04	10/19/2020	ND	30.93	N/A	684.11
MW-05	705.61*	9/1/2020	ND	24.19	N/A	681.42
MW-05	705.61*	9/3/2020	ND	25.22	N/A	680.39
MW-05	705.61*	9/5/2020	ND	26.38	N/A	679.23
MW-05	705.61*	9/6/2020	ND	27.38	N/A	678.23
MW-05	707.30	9/14/2020	ND	27.04	N/A	680.26
MW-05	707.30	9/18/2020	ND	27.03	N/A	680.27
MW-05	707.30	9/28/2020	ND	26.87	N/A	680.43
MW-05	707.30	10/3/2020	ND	26.88	N/A	680.42
MW-05	707.30	10/19/2020	ND	26.49	N/A	680.81

Table 5
Summary of Monitoring Well Gauging Data

Colonial Pipeline Company
2020-L1-SR2448 Incident
Huntersville, North Carolina

Well ID	Top Of Casing Elevation[1]	Date	Depth to Free Product (ft btoc)	Depth to Groundwater (ft btoc)	Free Product Thickness	Groundwater Elevation[2] (ft btoc)
MW-06	703.81*	9/1/2020	ND	20.70	N/A	683.11
MW-06	703.81*	9/3/2020	ND	20.92	N/A	682.89
MW-06	706.34	9/14/2020	ND	23.56	N/A	682.78
MW-06	706.34	9/18/2020	ND	23.65	N/A	682.69
MW-06	706.34	9/28/2020	ND	23.47	N/A	682.87
MW-06	706.34	10/3/2020	ND	23.51	N/A	682.83
MW-06	706.34	10/19/2020	ND	23.23	N/A	683.11
MW-07	709.46*	9/1/2020	ND	26.67	N/A	682.79
MW-07	709.46*	9/3/2020	ND	26.53	N/A	682.93
MW-07	709.46*	9/5/2020	ND	25.60	N/A	683.86
MW-07	712.36	9/14/2020	ND	29.36	N/A	683.00
MW-07	712.36	9/18/2020	ND	29.31	N/A	683.05
MW-07	712.36	9/28/2020	ND	29.24	N/A	683.12
MW-07	712.36	10/3/2020	ND	29.32	N/A	683.04
MW-07	712.36	10/19/2020	ND	29.28	N/A	683.08
MW-08	724.93	9/1/2020	ND	31.50	N/A	693.43
MW-08	724.93	9/3/2020	ND	31.64	N/A	693.29
MW-08	724.93	9/14/2020	ND	31.77	N/A	693.16
MW-08	724.93	9/18/2020	ND	21.78	N/A	703.15
MW-08	724.93	9/28/2020	ND	31.83	N/A	693.10
MW-08	724.93	10/3/2020	ND	31.95	N/A	692.98
MW-08	724.93	10/19/2020	ND	31.87	N/A	693.06
MW-09	709.46*	9/1/2020	ND	26.02	N/A	683.44
MW-09	709.46*	9/3/2020	ND	26.64	N/A	682.82
MW-09	717.15	9/14/2020	ND	28.82	N/A	688.33
MW-09	717.15	9/18/2020	ND	28.84	N/A	688.31
MW-09	717.15	9/28/2020	ND	28.84	N/A	688.31
MW-09	717.15	10/3/2020	ND	28.93	N/A	688.22
MW-09	717.15	10/19/2020	ND	28.96	N/A	688.19
MW-10	721.52*	9/1/2020	ND	Dry	N/A	Dry
MW-10	721.52*	9/3/2020	ND	Dry	N/A	Dry
MW-10	721.52*	9/5/2020	ND	Dry	N/A	Dry
MW-10	722.91	9/14/2020	ND	Dry	N/A	Dry
MW-10	722.91	9/18/2020	ND	Dry	N/A	Dry
MW-10	722.91	9/28/2020	ND	Dry	N/A	Dry
MW-10	722.91	10/3/2020	ND	Dry	N/A	Dry
MW-10	722.91	10/4/2020	ND	Dry	N/A	Dry

Table 5
Summary of Monitoring Well Gauging Data

Colonial Pipeline Company
2020-L1-SR2448 Incident
Huntersville, North Carolina

Well ID	Top Of Casing Elevation[1]	Date	Depth to Free Product (ft btoc)	Depth to Groundwater (ft btoc)	Free Product Thickness	Groundwater Elevation[2] (ft btoc)
MW-11	739.65	9/1/2020	ND	40.90	N/A	698.75
MW-11	739.65	9/3/2020	ND	43.20	N/A	696.45
MW-11	739.65	9/14/2020	ND	45.24	N/A	694.41
MW-11	739.65	9/18/2020	ND	42.00	N/A	697.65
MW-11	739.65	9/28/2020	ND	42.03	N/A	697.62
MW-11	739.65	10/3/2020	ND	42.14	N/A	697.51
MW-11	739.65	10/19/2020	ND	42.24	N/A	697.41
MW-12	718.27	9/1/2020	ND	30.95	N/A	687.32
MW-12	718.27	9/3/2020	ND	32.18	N/A	686.09
MW-12	718.27	9/5/2020	ND	32.27	N/A	686.00
MW-12	718.27	9/14/2020	ND	33.77	N/A	684.50
MW-12	718.27	9/18/2020	ND	33.78	N/A	684.49
MW-12	718.27	9/28/2020	ND	33.71	N/A	684.56
MW-12	718.27	10/3/2020	ND	33.78	N/A	684.49
MW-12	718.27	10/19/2020	ND	33.63	N/A	684.64
MW-13	736.29	9/14/2020	ND	41.77	N/A	694.52
MW-13	736.29	9/18/2020	ND	38.42	N/A	697.87
MW-13	736.29	9/28/2020	ND	38.40	N/A	697.89
MW-13	736.29	10/3/2020	ND	38.51	N/A	697.78
MW-13	736.29	10/19/2020	ND	38.55	N/A	697.74
MW-14	724.88	9/14/2020	ND	31.21	N/A	693.67
MW-14	724.88	9/18/2020	ND	31.24	N/A	693.64
MW-14	724.88	9/28/2020	ND	31.29	N/A	693.59
MW-14	724.88	10/3/2020	ND	31.28	N/A	693.60
MW-14	724.88	10/19/2020	ND	31.25	N/A	693.63
MW-15	725.70	9/3/2020	ND	33.31	N/A	692.39
MW-15	725.70	9/5/2020	ND	33.38	N/A	692.32
MW-15	725.70	9/14/2020	ND	34.79	N/A	690.91
MW-15	725.70	9/18/2020	ND	34.81	N/A	690.89
MW-15	725.70	9/28/2020	ND	34.18	N/A	691.52
MW-15	725.70	10/3/2020	ND	34.89	N/A	690.81
MW-15	725.70	10/19/2020	ND	34.88	N/A	690.82
MW-16	725.49	9/14/2020	ND	26.02	N/A	699.47
MW-16	725.49	9/18/2020	ND	33.90	N/A	691.59
MW-16	725.49	9/28/2020	ND	33.87	N/A	691.62
MW-16	725.49	10/3/2020	ND	33.91	N/A	691.58
MW-16	725.49	10/19/2020	ND	33.89	N/A	691.60

Table 5
Summary of Monitoring Well Gauging Data

Colonial Pipeline Company
2020-L1-SR2448 Incident
Huntersville, North Carolina

Well ID	Top Of Casing Elevation[1]	Date	Depth to Free Product (ft btoc)	Depth to Groundwater (ft btoc)	Free Product Thickness	Groundwater Elevation[2] (ft btoc)
MW-17	727.50	9/14/2020	ND	31.32	N/A	696.18
MW-17	727.50	9/18/2020	ND	35.71	N/A	691.79
MW-17	727.50	9/28/2020	ND	35.70	N/A	691.80
MW-17	727.50	10/3/2020	ND	35.75	N/A	691.75
MW-17	727.50	10/19/2020	ND	35.73	N/A	691.77
MW-18	729.75	9/3/2020	ND	36.67	N/A	693.08
MW-18	729.75	9/14/2020	ND	39.78	N/A	689.97
MW-18	729.75	9/18/2020	ND	39.75	N/A	690.00
MW-18	729.75	9/28/2020	ND	39.71	N/A	690.04
MW-18	729.75	10/3/2020	ND	39.79	N/A	689.96
MW-18	729.75	10/19/2020	ND	39.88	N/A	689.87
MW-19	726.29	9/14/2020	ND	13.45	N/A	712.84
MW-19	726.29	9/18/2020	ND	31.25	N/A	695.04
MW-19	726.29	9/28/2020	ND	31.27	N/A	695.02
MW-19	726.29	10/3/2020	ND	31.28	N/A	695.01
MW-19	726.29	10/19/2020	ND	31.26	N/A	695.03
MW-20	729.69	9/3/2020	ND	41.44	N/A	688.25
MW-20	729.69	9/14/2020	ND	42.25	N/A	687.44
MW-20	729.69	9/18/2020	ND	40.21	N/A	689.48
MW-20	729.69	9/28/2020	ND	42.17	N/A	687.52
MW-20	729.69	10/3/2020	ND	42.12	N/A	687.57
MW-20	729.69	10/19/2020	ND	42.16	N/A	687.53
MW-21	724.97	9/14/2020	ND	24.99	N/A	699.98
MW-21	724.97	9/18/2020	ND	30.79	N/A	694.18
MW-21	724.97	9/28/2020	ND	30.73	N/A	694.24
MW-21	724.97	10/3/2020	ND	30.81	N/A	694.16
MW-21	724.97	10/19/2020	ND	30.76	N/A	694.21
MW-22	721.89	9/14/2020	ND	34.88	N/A	687.01
MW-22	721.89	9/18/2020	ND	34.82	N/A	687.07
MW-22	721.89	9/28/2020	ND	34.77	N/A	687.12
MW-22	721.89	10/3/2020	ND	34.88	N/A	687.01
MW-22	721.89	10/19/2020	ND	35.02	N/A	686.87
MW-23	724.32	9/14/2020	ND	30.06	N/A	694.26
MW-23	724.32	9/18/2020	ND	30.38	N/A	693.94
MW-23	724.32	9/28/2020	ND	29.82	N/A	694.50
MW-23**	NM	10/3/2020	ND	29.86	N/A	NM
MW-23**	NM	10/19/2020	ND	29.81	N/A	NM

Table 5
Summary of Monitoring Well Gauging Data

Colonial Pipeline Company
2020-L1-SR2448 Incident
Huntersville, North Carolina

Well ID	Top Of Casing Elevation[1]	Date	Depth to Free Product (ft btoc)	Depth to Groundwater (ft btoc)	Free Product Thickness	Groundwater Elevation[2] (ft btoc)
MW-24	737.63	9/14/2020	44.36	46.69	2.33	692.65
MW-24	737.63	9/18/2020	43.71	48.36	4.65	692.67
MW-24	737.63	9/28/2020	41.54	54.21	12.67	692.70
MW-24	737.63	10/3/2020	41.54	55.61	14.07	692.32
MW-24	737.63	10/19/2020	41.72	55.25	13.53	692.29
MW-25	734.04	9/14/2020	ND	43.52	N/A	690.52
MW-25	734.04	9/18/2020	ND	43.48	N/A	690.56
MW-25	734.04	9/28/2020	ND	43.40	N/A	690.64
MW-25	734.04	10/3/2020	ND	43.49	N/A	690.55
MW-25	734.04	10/19/2020	ND	43.54	N/A	690.50
MW-26	717.71	9/14/2020	31.19	33.25	2.33	686.17
MW-26	717.71	9/18/2020	30.70	34.61	3.91	685.96
MW-26	717.71	9/28/2020	29.56	37.80	8.24	685.95
MW-26	717.71	10/3/2020	29.56	38.75	9.19	685.69
MW-26	717.71	10/19/2020	28.91	39.92	11.01	685.85
MW-27	716.19	9/14/2020	ND	33.27	N/A	682.92
MW-27	716.19	9/18/2020	ND	33.24	N/A	682.95
MW-27	716.19	9/28/2020	ND	33.18	N/A	683.01
MW-27	716.19	10/3/2020	ND	33.23	N/A	682.96
MW-27	716.19	10/19/2020	ND	33.24	N/A	682.95
MW-28	720.45	9/14/2020	ND	29.37	N/A	691.08
MW-28	720.45	9/18/2020	ND	29.34	N/A	691.11
MW-28	720.45	9/28/2020	ND	29.32	N/A	691.13
MW-28	720.45	10/3/2020	ND	29.36	N/A	691.09
MW-28	720.45	10/19/2020	ND	29.33	N/A	691.12
MW-29	718.73	9/14/2020	ND	29.71	N/A	689.02
MW-29	718.73	9/18/2020	ND	29.79	N/A	688.94
MW-29	718.73	9/28/2020	ND	29.86	N/A	688.87
MW-29	718.73	10/3/2020	ND	30.00	N/A	688.73
MW-29	718.73	10/19/2020	ND	30.10	N/A	688.63
MW-30	715.08	9/14/2020	ND	30.59	N/A	684.49
MW-30	715.08	9/18/2020	ND	30.59	N/A	684.49
MW-30	715.08	9/28/2020	ND	30.50	N/A	684.58
MW-30	715.08	10/3/2020	ND	30.54	N/A	684.54
MW-30	715.08	10/19/2020	ND	30.32	N/A	684.76
MW-31	721.45	9/14/2020	ND	26.39	N/A	695.06
MW-31	721.45	9/18/2020	ND	27.69	N/A	693.76
MW-31	721.45	9/28/2020	ND	27.64	N/A	693.81
MW-31	721.45	10/3/2020	ND	27.69	N/A	693.76
MW-31	721.45	10/19/2020	ND	27.62	N/A	693.83

Table 5
Summary of Monitoring Well Gauging Data

Colonial Pipeline Company
2020-L1-SR2448 Incident
Huntersville, North Carolina

Well ID	Top Of Casing Elevation[1]	Date	Depth to Free Product (ft btoc)	Depth to Groundwater (ft btoc)	Free Product Thickness	Groundwater Elevation[2] (ft btoc)
MW-32	691.78	9/14/2020	ND	16.19	N/A	675.59
MW-32	691.78	9/18/2020	ND	16.06	N/A	675.72
MW-32	691.78	9/28/2020	ND	15.63	N/A	676.15
MW-32	691.78	10/3/2020	ND	15.73	N/A	676.05
MW-32	691.78	10/19/2020	ND	15.09	N/A	676.69
MW-33	686.70	9/14/2020	ND	13.20	N/A	673.50
MW-33	686.70	9/18/2020	ND	13.03	N/A	673.67
MW-33	686.70	9/28/2020	ND	12.63	N/A	674.07
MW-33	686.70	10/3/2020	ND	12.76	N/A	673.94
MW-33	686.70	10/19/2020	ND	12.12	N/A	674.58
MW-34	683.89	9/14/2020	ND	10.89	N/A	673.00
MW-34	683.89	9/18/2020	ND	10.60	N/A	673.29
MW-34	683.89	9/28/2020	ND	10.25	N/A	673.64
MW-34	683.89	10/3/2020	ND	10.47	N/A	673.42
MW-34	683.89	10/19/2020	ND	9.77	N/A	674.12
MW-35	707.14	9/14/2020	ND	26.78	N/A	680.36
MW-35	707.14	9/18/2020	ND	26.78	N/A	680.36
MW-35	707.14	9/28/2020	ND	26.52	N/A	680.62
MW-35	707.14	10/3/2020	ND	26.48	N/A	680.66
MW-35	707.14	10/19/2020	ND	25.90	N/A	681.24
MW-36	710.54	9/14/2020	ND	28.62	N/A	681.92
MW-36	710.54	9/18/2020	ND	28.61	N/A	681.93
MW-36	710.54	9/28/2020	ND	28.35	N/A	682.19
MW-36	710.54	10/3/2020	ND	28.31	N/A	682.23
MW-36	710.54	10/19/2020	ND	27.73	N/A	682.81
MW-37	714.94	9/14/2020	ND	26.90	N/A	688.04
MW-37	714.94	9/18/2020	ND	26.92	N/A	688.02
MW-37	714.94	9/28/2020	ND	26.99	N/A	687.95
MW-37	714.94	10/3/2020	ND	27.14	N/A	687.80
MW-37	714.94	10/19/2020	ND	27.18	N/A	687.76
MW-38	726.74	9/14/2020	ND	37.56	N/A	689.18
MW-38	726.74	9/18/2020	ND	37.66	N/A	689.08
MW-38	726.74	9/28/2020	ND	37.45	N/A	689.29
MW-38	726.74	10/3/2020	ND	37.55	N/A	689.19
MW-38	726.74	10/19/2020	ND	37.65	N/A	689.09
MW-39	738.13	9/14/2020	ND	41.90	N/A	696.23
MW-39	738.13	9/18/2020	ND	38.31	N/A	699.82
MW-39	738.13	9/28/2020	ND	38.33	N/A	699.80
MW-39	738.13	10/3/2020	ND	38.58	N/A	699.55
MW-39	738.13	10/19/2020	38.51	39.71	1.20	699.30

Table 5
Summary of Monitoring Well Gauging Data

Colonial Pipeline Company
2020-L1-SR2448 Incident
Huntersville, North Carolina

Well ID	Top Of Casing Elevation[1]	Date	Depth to Free Product (ft btoc)	Depth to Groundwater (ft btoc)	Free Product Thickness	Groundwater Elevation[2] (ft btoc)
MW-40	728.92	9/14/2020	ND	33.25	N/A	695.67
MW-40	728.92	9/18/2020	ND	33.21	N/A	695.71
MW-40	728.92	9/28/2020	ND	33.15	N/A	695.77
MW-40	728.92	10/3/2020	ND	33.22	N/A	695.70
MW-40	728.92	10/19/2020	ND	33.27	N/A	695.65
MW-41	745.92	9/14/2020	ND	53.40	N/A	692.52
MW-41	745.92	9/18/2020	ND	53.40	N/A	692.52
MW-41	745.92	9/28/2020	ND	53.36	N/A	692.56
MW-41	745.92	10/3/2020	ND	53.49	N/A	692.43
MW-41	745.92	10/19/2020	ND	53.51	N/A	692.41
MW-42	735.71	9/14/2020	ND	41.33	N/A	694.38
MW-42	735.71	9/18/2020	ND	38.15	N/A	697.56
MW-42	735.71	9/28/2020	ND	38.14	N/A	697.57
MW-42	735.71	10/3/2020	ND	38.25	N/A	697.46
MW-42	735.71	10/19/2020	ND	38.31	N/A	697.40
MW-43	729.80	9/14/2020	ND	38.27	N/A	691.53
MW-43	729.80	9/18/2020	ND	38.30	N/A	691.50
MW-43	729.80	9/28/2020	ND	38.33	N/A	691.47
MW-43	729.80	10/3/2020	ND	38.52	N/A	691.28
MW-43	729.80	10/19/2020	ND	38.49	N/A	691.31
MW-44	726.48	9/14/2020	ND	32.40	N/A	694.08
MW-44	726.48	9/18/2020	ND	32.53	N/A	693.95
MW-44	726.48	9/28/2020	ND	32.59	N/A	693.89
MW-44	726.48	10/3/2020	ND	32.64	N/A	693.84
MW-44	726.48	10/19/2020	ND	32.70	N/A	693.78
MW-45	729.41	9/14/2020	ND	35.28	N/A	694.13
MW-45	729.41	9/18/2020	ND	35.21	N/A	694.20
MW-45	729.41	9/28/2020	ND	35.29	N/A	694.12
MW-45	729.41	10/3/2020	ND	35.40	N/A	694.01
MW-45	729.41	10/19/2020	ND	35.38	N/A	694.03
MW-46	726.73	9/14/2020	ND	31.63	N/A	695.10
MW-46	726.73	9/18/2020	ND	31.63	N/A	695.10
MW-46	726.73	9/28/2020	ND	31.71	N/A	695.02
MW-46	726.73	10/3/2020	ND	31.82	N/A	694.91
MW-46	726.73	10/19/2020	ND	31.89	N/A	694.84
MW-47	726.77	9/14/2020	ND	30.88	N/A	695.89
MW-47	726.77	9/18/2020	ND	30.75	N/A	696.02
MW-47	726.77	9/28/2020	ND	30.74	N/A	696.03
MW-47	726.77	10/3/2020	30.54	30.88	0.34	696.14
MW-47	726.77	10/19/2020	25.61	27.85	2.24	700.56

Table 5
Summary of Monitoring Well Gauging Data

Colonial Pipeline Company
2020-L1-SR2448 Incident
Huntersville, North Carolina

Well ID	Top Of Casing Elevation[1]	Date	Depth to Free Product (ft btoc)	Depth to Groundwater (ft btoc)	Free Product Thickness	Groundwater Elevation[2] (ft btoc)
MW-48	723.09	9/18/2020	ND	33.44	N/A	689.65
MW-48	723.09	9/28/2020	ND	33.38	N/A	689.71
MW-48	723.09	10/3/2020	ND	33.57	N/A	689.52
MW-48	723.09	10/19/2020	ND	33.63	N/A	689.46
MW-49	727.58	9/18/2020	ND	32.29	N/A	695.29
MW-49	727.58	9/28/2020	ND	33.63	N/A	693.95
MW-49	727.58	10/3/2020	ND	33.75	N/A	693.83
MW-49	727.58	10/19/2020	ND	33.73	N/A	693.85
MW-50	731.14	9/18/2020	ND	35.04	N/A	696.10
MW-50	731.14	9/28/2020	ND	36.74	N/A	694.40
MW-50	731.14	10/3/2020	ND	36.85	N/A	694.29
MW-50	731.14	10/19/2020	ND	36.88	N/A	694.26
MW-51	731.20	9/18/2020	ND	31.34	N/A	699.86
MW-51	731.20	9/28/2020	ND	37.08	N/A	694.12
MW-51	731.20	10/3/2020	ND	37.18	N/A	694.02
MW-51	731.20	10/19/2020	ND	37.18	N/A	694.02
MW-52	722.94	9/28/2020	ND	33.32	N/A	689.62
MW-52	722.94	10/3/2020	ND	33.48	N/A	689.46
MW-52	722.94	10/19/2020	ND	33.56	N/A	689.38
MW-53	707.49	10/3/2020	ND	29.76	N/A	677.73
MW-53	707.49	10/19/2020	ND	25.59	N/A	681.90
MW-54	707.97	10/3/2020	ND	25.60	N/A	682.37
MW-54	707.97	10/19/2020	ND	25.41	N/A	682.56
MW-55	745.50	10/3/2020	ND	55.30	N/A	690.20
MW-55	745.50	10/19/2020	ND	53.23	N/A	692.27
MW-56	681.53	10/3/2020	ND	12.27	N/A	669.26
MW-56	681.53	10/19/2020	ND	11.86	N/A	669.67
MW-57	687.07	10/3/2020	ND	13.71	N/A	673.36
MW-57	687.07	10/19/2020	ND	13.11	N/A	673.96
MW-58	717.30	10/3/2020	ND	29.77	N/A	687.53
MW-58	717.30	10/19/2020	ND	29.78	N/A	687.52
MW-59	719.38	10/3/2020	ND	31.26	N/A	688.12
MW-59	719.38	10/19/2020	ND	31.19	N/A	688.19

Table 5
Summary of Monitoring Well Gauging Data

Colonial Pipeline Company
2020-L1-SR2448 Incident
Huntersville, North Carolina

Well ID	Top Of Casing Elevation[1]	Date	Depth to Free Product (ft btoc)	Depth to Groundwater (ft btoc)	Free Product Thickness	Groundwater Elevation[2] (ft btoc)
MW-60	726.76	10/8/2020	ND	33.60	N/A	693.16
MW-60	726.76	10/19/2020	ND	33.62	N/A	693.14

Notes:

ft btoc = Feet Below Top of Casing

N/A = Not Applicable

MW = Monitoring Well

ND = Not Detected

NM = Not Measured

[1] = Elevations surveyed in feet using the NAVD88 vertical datum.

[2]= Corrected Groundwater Elevation = Top of Casing - Depth to Water + Free Product Thickness x 0.72

* = Initial monitoring well Top Of Casing surveyed prior to final well completion.

** = MW-23 re-installed; re-survey pending.

Table 6
Summary of Monitoring Well Sampling Results

Colonial Pipeline Company
2020-L1-SR2448 Incident
Huntersville, North Carolina

Lab Report Number	Sample ID	Well ID	Sample Date	Metals (µg/L)	VOCs (µg/L)														MADEP VPH (µg/L)			
				Lead	Benzene	Bromodichloromethane	Chloroform	Dibromochloromethane	Diisopropyl ether	Ethylbenzene	Methyl-tert-butyl ether	Naphthalene	n-Propylbenzene	Tetrachloroethene	Toluene	1,2,4-Trimethylbenzene	1,3,5-Trimethylbenzene	m&p-Xylene	o-Xylene	C5 - C8 Aliphatics	C9 - C12 Aliphatics	C9 - C10 Aromatics	VPH (Total)
NCAC 2L Standards				**15**	**1**	**0.6**	**70**	**0.4**	**70**	**600**	**20**	**6**	**70**	**0.7**	**600**	**400**	**400**	**500**	**500**	**400**	**NE**	**NE**	**NE**
92493062	MW-1_20200828	MW-1	08/28/2020	<5	<0.5	<0.5	<0.5	<0.5	<0.5	<0.5	<0.5	<2	<0.5	<0.5	<0.5	<0.5	<0.5	<1	<0.5	<100	<100	<100	<100
92493062	MW-2_20200828	MW-2	08/28/2020	<5	<0.5	<0.5	<0.5	<0.5	<0.5	<0.5	<0.5	<2	<0.5	<0.5	<0.5	<0.5	<0.5	<1	<0.5	<100	<100	<100	<100
92493062	MW-3_20200828	MW-3	08/28/2020	<10	<0.5	<0.5	<0.5	<0.5	<0.5	<0.5	<0.5	<2	<0.5	<0.5	<0.5	<0.5	<0.5	<1	<0.5	<100	<100	<100	<100
92493708	MW-4_20200902	MW-4	09/02/2020	<25	<0.5	<0.5	<0.5	<0.5	<0.5	<0.5	<0.5	<2	<0.5	<0.5	<0.5	<0.5	<0.5	<1	<0.5	<100	<100	<100	<100
92493708	MW-5_20200902	MW-5	09/02/2020	<25	<0.5	<0.5	<0.5	<0.5	<0.5	<0.5	<0.5	<2	<0.5	<0.5	<0.5	<0.5	<0.5	<1	<0.5	<100	<100	<100	<100
92493708	MW-6_20200902	MW-6	09/02/2020	<25	<0.5	<0.5	<0.5	<0.5	<0.5	<0.5	<0.5	<2	<0.5	<0.5	<0.5	<0.5	<0.5	<1	<0.5	<100	<100	<100	<100
92493708	MW-7_20200902	MW-7	09/02/2020	<5	<0.5	<0.5	<0.5	<0.5	<0.5	<0.5	<0.5	<2	<0.5	<0.5	<0.5	<0.5	<0.5	<1	<0.5	<100	<100	<100	<100
92494322	MW-8_20200903	MW-8	09/03/2020	<5	<0.5	**2.5**	**15.5**	**3.8**	<0.5	<0.5	<0.5	<2	<0.5	<0.5	**2.3**	<0.5	<0.5	**1.2**	**0.58**	<100	<100	<100	<100
92495239	MW-08_20200913	MW-8	09/13/2020	<5	<0.5	**1.6**	**12.8**	<0.5	<0.5	<0.5	<0.5	<2	<0.5	<0.5	**0.56**	<0.5	<0.5	<1	<0.5	<100	<100	<100	<100
92493708	MW-9_20200902	MW-9	09/02/2020	<5	<0.5	<0.5	<0.5	<0.5	<0.5	<0.5	<0.5	<2	<0.5	<0.5	<0.5	<0.5	<0.5	<1	<0.5	<100	<100	<100	<100
92495241	MW-09_20200913	MW-9	09/13/2020	<5	<0.5	<0.5	<0.5	<0.5	<0.5	<0.5	<0.5	<2	<0.5	<0.5	<0.5	<0.5	<0.5	<1	<0.5	<100	<100	<100	<100
92493864	MW-11_20200903	MW-11	09/03/2020	<5	<0.5	**2.1**	**18.3**	**3.7**	<0.5	<0.5	<0.5	<2	<0.5	**4.1**	**1.2**	**1**	<0.5	**1.8**	**0.75**	<100	<100	<100	<100
92495244	MW-11_20200913	MW-11	09/13/2020	<5	<0.5	<0.5	**6.3**	<0.5	<0.5	<0.5	<0.5	<2	<0.5	**1.9**	<0.5	<0.5	<0.5	<1	<0.5	<100	<100	<100	<100
92493708	MW-12_20200902	MW-12	09/02/2020	<25	<0.5	<0.5	<0.5	<0.5	<0.5	<0.5	<0.5	<2	<0.5	<0.5	<0.5	<0.5	<0.5	<1	<0.5	<100	<100	<100	<100
92495627	MW-13_20200915	MW-13	09/15/2020	<5	<0.5	**2.2**	**21.7**	**0.54**	<0.5	<0.5	<0.5	<2	<0.5	**4.4**	**1.5**	**0.76**	<0.5	**1.8**	**0.92**	<100	<100	<100	<100
92499587	MW-13_20201007	MW-13	10/07/2020	<5	<0.5	**0.55**	**15.1**	<0.5	<0.5	<0.5	<0.5	<2	<0.5	**2.8**	**0.53**	<0.5	<0.5	<1	<0.5	<100	<100	<100	<100
92495239	MW-14_20200913	MW-14	09/13/2020	<5	<0.5	**0.7**	**4.4**	<0.5	<0.5	<0.5	<0.5	<2	<0.5	<0.5	<0.5	<0.5	<0.5	<1	<0.5	<100	<100	<100	<100
92494640	MW-15_20200909	MW-15	09/09/2020	<5	<0.5	<0.5	<0.5	<0.5	<0.5	<0.5	<0.5	<2	<0.5	<0.5	<0.5	<0.5	<0.5	<1	<0.5	<100	<100	<100	<100
92495905	MW-16_20200916	MW-16	09/16/2020	<5	<0.5	**0.78**	**5.9**	<0.5	<0.5	<0.5	<0.5	<2	<0.5	<0.5	<0.5	<0.5	<0.5	<1	<0.5	<100	<100	<100	<100
92500605	MW-16_20201007	MW-16	10/07/2020	<5	<0.5	<0.5	**3.3**	<0.5	<0.5	<0.5	<0.5	<2	<0.5	<0.5	<0.5	<0.5	<0.5	<1	<0.5	NA	NA	NA	<100
92495905	MW-17_20200916	MW-17	09/16/2020	<5	**0.6**	**1.4**	**16.2**	<0.5	<0.5	**1.4**	<0.5	<2	<0.5	**2.7**	**5.4**	**3.7**	**1.3**	**7.2**	**3.3**	<100	<100	<100	**109**
92494640	MW-18_20200909	MW-18	09/09/2020	<5	<0.5	<0.5	<0.5	<0.5	<0.5	<0.5	<0.5	<2	<0.5	<0.5	<0.5	<0.5	<0.5	<1	<0.5	<100	<100	<100	<100
92495905	MW-19_20200916	MW-19	09/16/2020	<5	**0.8**	**3.3**	**30.8**	**0.79**	<0.5	<0.5	<0.5	<2	<0.5	**2.4**	**1.4**	<0.5	<0.5	<1	**0.53**	<100	<100	<100	<100
92500605	MW-19_20201007	MW-19	10/07/2020	**7.8**	**0.9**	<0.5	**24.5**	<0.5	<0.5	<0.5	<0.5	<2	<0.5	**2.6**	**1.9**	<0.5	<0.5	<1	<0.5	NA	NA	NA	<100
92494640	MW-20_20200909	MW-20	09/09/2020	<5	<0.5	<0.5	**0.77**	<0.5	<0.5	<0.5	<0.5	<2	<0.5	<0.5	<0.5	<0.5	<0.5	<1	<0.5	<100	<100	<100	<100
92495905	MW-21_20200916	MW-21	09/16/2020	<5	<0.5	<0.5	**8**	<0.5	**1.2**	<0.5	<0.5	<2	<0.5	**1.3**	<0.5	<0.5	<0.5	<1	<0.5	<100	<100	<100	<100
92494640	MW-22_20200909	MW-22	09/09/2020	<5	**14.5**	<0.5	<0.5	<0.5	**4.4**	<0.5	<0.5	<2	<0.5	<0.5	<0.5	<0.5	<0.5	<1	**3.2**	<100	<100	<100	<100
92500608	MW-22_20201007	MW-22	10/07/2020	**9.4**	<0.5	<0.5	<0.5	<0.5	**1.8**	<0.5	<0.5	<2	<0.5	<0.5	<0.5	<0.5	<0.5	<1	<0.5	<100	<100	<100	<100
92496816	MW-23_20200920	MW-23	09/20/2020	<5	<0.5	**6.1**	**36.9**	**1.5**	<0.5	<0.5	<0.5	<2	<0.5	<0.5	<0.5	<0.5	<0.5	<1	<0.5	<100	<100	<100	<100
92500605	MW-23R_20201007	MW-23	10/07/2020	**32.2**	<0.5	**0.56**	**3.2**	<0.5	<0.5	<0.5	<0.5	<2	<0.5	<0.5	<0.5	<0.5	<0.5	<1	<0.5	NA	NA	NA	<100
92495103	MW-25_20200911	MW-25	09/11/2020	<10	<0.5	<0.5	<0.5	<0.5	<0.5	<0.5	<0.5	<2	<0.5	<0.5	<0.5	<0.5	<0.5	<1	<0.5	<100	<100	<100	<100
92494640	MW-26_20200909	MW-26	09/09/2020	<5	**7.7**	<0.5	<0.5	<0.5	**1.3**	**1.8**	<0.5	<2	<0.5	<0.5	**22.6**	**0.69**	<0.5	**6.4**	**3.1**	<100	<100	<100	**114**
92494640	MW-27_20200909	MW-27	09/09/2020	<5	<0.5	<0.5	<0.5	<0.5	<0.5	<0.5	<0.5	<2	<0.5	<0.5	<0.5	<0.5	<0.5	<1	<0.5	<100	<100	<100	<100
92494923	MW-28_20200909	MW-28	09/09/2020	<25	<0.5	<0.5	<0.5	<0.5	<0.5	<0.5	<0.5	<2	<0.5	<0.5	<0.5	<0.5	<0.5	<1	<0.5	<100	<100	<100	<100
92495241	MW-29_20200913	MW-29	09/13/2020	<5	<0.5	<0.5	**2.8**	<0.5	<0.5	<0.5	<0.5	<2	<0.5	<0.5	<0.5	<0.5	<0.5	<1	<0.5	<100	<100	<100	<100
92495103	MW-30_20200911	MW-30	09/11/2020	<5	<0.5	<0.5	<0.5	<0.5	<0.5	<0.5	<0.5	<2	<0.5	<0.5	<0.5	<0.5	<0.5	<1	<0.5	<100	<100	<100	<100
92495239	MW-31_20200913	MW-31	09/13/2020	<5	**0.56**	<0.5	**1.7**	<0.5	<0.5	<0.5	<0.5	<2	<0.5	<0.5	**3.1**	**0.61**	<0.5	**2.3**	**1.2**	<100	<100	<100	<100

Table 6
Summary of Monitoring Well Sampling Results

Colonial Pipeline Company
2020-L1-SR2448 Incident
Huntersville, North Carolina

Lab Report Number	Sample ID	Well ID	Sample Date	Metals (µg/L)	VOCs (µg/L)														MADEP VPH (µg/L)			
				Lead	Benzene	Bromodichloromethane	Chloroform	Dibromochloromethane	Diisopropyl ether	Ethylbenzene	Methyl-tert-butyl ether	Naphthalene	n-Propylbenzene	Tetrachloroethene	Toluene	1,2,4-Trimethylbenzene	1,3,5-Trimethylbenzene	m&p-Xylene	o-Xylene	C5 - C8 Aliphatics	C9 - C12 Aliphatics	C9 - C10 Aromatics	VPH (Total)
NCAC 2L Standards				**15**	**1**	**0.6**	**70**	**0.4**	**70**	**600**	**20**	**6**	**70**	**0.7**	**600**	**400**	**400**	**500**	**500**	**400**	**NE**	**NE**	**NE**
92500605	MW-31_20201007	MW-31	10/07/2020	<5	<0.5	<0.5	**3**	<0.5	<0.5	<0.5	<0.5	<2	<0.5	<0.5	**0.5**	<0.5	<0.5	<1	<0.5	NA	NA	NA	<100
92494864	MW-32_20200910	MW-32	09/10/2020	<5	<0.5	<0.5	<0.5	<0.5	<0.5	<0.5	<0.5	<2	<0.5	<0.5	<0.5	<0.5	<0.5	<1	<0.5	<100	<100	<100	<100
92494640	MW-33_20200909	MW-33	09/09/2020	<5	<0.5	<0.5	<0.5	<0.5	<0.5	<0.5	<0.5	<2	<0.5	<0.5	<0.5	<0.5	<0.5	<1	<0.5	<100	<100	<100	<100
92494640	MW-34_20200909	MW-34	09/09/2020	<5	<0.5	<0.5	<0.5	<0.5	<0.5	<0.5	<0.5	<2	<0.5	<0.5	<0.5	<0.5	<0.5	<1	<0.5	<100	<100	<100	<100
92494864	MW-35_20200910	MW-35	09/10/2020	<5	<0.5	<0.5	<0.5	<0.5	<0.5	<0.5	<0.5	<2	<0.5	<0.5	<0.5	<0.5	<0.5	<1	<0.5	<100	<100	<100	<100
92494864	MW-36_20200910	MW-36	09/10/2020	<5	<0.5	<0.5	<0.5	<0.5	<0.5	<0.5	<0.5	<2	<0.5	<0.5	<0.5	<0.5	<0.5	<1	<0.5	<100	<100	<100	<100
92494864	MW-37_20200910	MW-37	09/10/2020	<5	<0.5	<0.5	<0.5	<0.5	<0.5	<0.5	<0.5	<2	<0.5	<0.5	<0.5	<0.5	<0.5	<1	<0.5	<100	<100	<100	<100
92495907	MW-38_20200916	MW-38	09/16/2020	<5	**3.4**	**0.74**	**4.3**	<0.5	**2**	<0.5	**0.78**	<2	<0.5	<0.5	<0.5	<0.5	<0.5	<1	<0.5	<100	<100	<100	<100
92495906	MW-39_20200916	MW-39	09/16/2020	<5	**966**	<5	**13.9**	<5	**83.3**	**124**	**10.8**	<20	<5	<5	**1,980**	**61.1**	<5	**407**	**209**	**4,280**	**732**	**177**	**5190**
92495100	MW-40_20200911	MW-40	09/11/2020	<5	<0.5	<0.5	<0.5	<0.5	**3.2**	<0.5	**1.3**	<2	<0.5	<0.5	<0.5	<0.5	<0.5	<1	<0.5	<100	<100	<100	<100
92495103	MW-41_20200911	MW-41	09/11/2020	<10	<0.5	<0.5	<0.5	<0.5	**0.72**	<0.5	<0.5	<2	<0.5	<0.5	<0.5	<0.5	<0.5	<1	<0.5	<100	<100	<100	<100
92495626	MW-42_20200915	MW-42	09/15/2020	<5	**1.3**	**1.9**	**23.8**	<0.5	<0.5	**2.4**	<0.5	<2	<0.5	<0.5	**10.8**	**5.3**	**1.4**	**13.3**	**6.2**	<100	<100	<100	**150**
92500606	MW-42_20201007	MW-42	09/13/2020	<5	**0.78**	**0.7**	**23.9**	<0.5	<0.5	**0.75**	<0.5	<2	<0.5	<0.5	**1.8**	**1.3**	<0.5	**4.9**	**3.6**	NA	NA	NA	<100
92495907	MW-43_20200916	MW-43	09/16/2020	<5	<0.5	**1.8**	**12.1**	<0.5	<0.5	<0.5	<0.5	<2	<0.5	<0.5	**1.4**	**0.58**	<0.5	**1.5**	**0.83**	<100	<100	<100	<100
92495627	MW-44_20200915	MW-44	09/15/2020	**34.6**	**11.2**	<0.5	**18.5**	<0.5	<0.5	**8.4**	<0.5	**2.1**	**0.78**	<0.5	**77.1**	**4.3**	**0.58**	**21.3**	**13.7**	**155**	<100	<100	**252**
92495624	MW-45_20200915	MW-45	09/15/2020	<5	**2.8**	**1.4**	**20**	<0.5	<0.5	**3.1**	<0.5	<2	<0.5	<0.5	**27.8**	**4.5**	**1.1**	**17.7**	**8.4**	<100	<100	<100	**154**
92499587	MW-45_20201007	MW-45	10/07/2020	<5	**1**	**0.64**	**15.8**	<0.5	<0.5	**0.88**	<0.5	<2	<0.5	<0.5	**6.2**	**1.4**	<0.5	**6.7**	**3.7**	<100	<100	<100	<100
92495627	MW-46_20200915	MW-46	09/15/2020	<5	**1.6**	**2.5**	**26.2**	**0.58**	<0.5	**3.1**	<0.5	<2	<0.5	<0.5	**17.3**	**3.7**	**0.83**	**15.5**	**6.6**	<100	<100	<100	**114**
92495627	MW-47_20200915	MW-47	09/15/2020	**6.3**	<0.5	**2**	**16.5**	<0.5	<0.5	**1.4**	<0.5	<2	<0.5	<0.5	**6.3**	**1.5**	<0.5	**5.2**	**2.4**	<100	<100	<100	<100
92496397	MW-48_20200918	MW-48	09/18/2020	**9.6**	**1.2**	<0.5	<0.5	<0.5	<0.5	<0.5	<0.5	<2	<0.5	<0.5	<0.5	<0.5	<0.5	<1	<0.5	<100	<100	<100	<100
92496817	MW-49_20200922	MW-49	09/22/2020	**5.5**	<0.5	**1**	**11.7**	<0.5	<0.5	<0.5	<0.5	<2	<0.5	<0.5	**1.1**	<0.5	<0.5	**1.6**	**1.1**	<100	<100	<100	<100
92499587	MW-49_20201007	MW-49	10/07/2020	<5	**0.61**	<0.5	**2.2**	<0.5	<0.5	<0.5	<0.5	<2	<0.5	<0.5	<0.5	<0.5	<0.5	<1	<0.5	<100	<100	<100	<100
92497017	MW-50_20200922	MW-50	09/22/2020	**6.7**	**205**	<2	**5.9**	<2	**37.2**	**20.2**	**24.3**	<8	<2	<2	**375**	**11**	<2	**77.3**	**54.2**	**1570**	**284**	<100	**1930**
92496817	MW-51_20200922	MW-51	09/22/2020	<5	**1.4**	**3.8**	**26.1**	**1.3**	<0.5	**0.84**	<0.5	<2	<0.5	<0.5	**6.9**	**0.78**	<0.5	**3.6**	**5.7**	<100	<100	<100	<100
92499587	MW-51_20201007	MW-51	10/07/2020	<5	**1.4**	**1.6**	**19.3**	<0.5	<0.5	**0.71**	<0.5	<2	<0.5	<0.5	**4.2**	**0.6**	<0.5	**2.5**	**2**	<100	<100	<100	<100
92497774	MW-52_20200928	MW-52	09/28/2020	**20.3**	**8.9**	**0.76**	**6.3**	<0.5	**5.7**	**1**	**1.6**	<2	<0.5	<0.5	**19.9**	<0.5	<0.5	**2.7**	**1.6**	<100	<100	<100	**171**
92499057	MW-53_20201006	MW-53	10/06/2020	**37.6**	<0.5	**2**	**22.9**	<0.5	<0.5	<0.5	<0.5	<2	<0.5	<0.5	**0.72**	<0.5	<0.5	<1	<0.5	<100	<100	<100	<100
92499057	MW-54_20201006	MW-54	10/06/2020	**8.2**	<0.5	**3**	**28.2**	**0.75**	<0.5	<0.5	<0.5	<2	<0.5	<0.5	<0.5	<0.5	<0.5	<1	<0.5	<100	<100	<100	<100
92499057	MW-55_20201006	MW-55	10/06/2020	<5	**99.7**	**0.92**	**6.9**	<0.5	**48**	**6**	**19.6**	<2	<0.5	<0.5	**154**	**1.8**	<0.5	**24.5**	**20.4**	**455**	<100	<100	**566**
92499057	MW-56_20201006	MW-56	10/06/2020	<5	<0.5	<0.5	<0.5	<0.5	<0.5	<0.5	<0.5	<2	<0.5	<0.5	**1.1**	<0.5	<0.5	<1	<0.5	<100	<100	<100	<100
92499057	MW-57_20201006	MW-57	10/06/2020	<5	<0.5	<0.5	**2.4**	<0.5	<0.5	<0.5	<0.5	<2	<0.5	<0.5	<0.5	<0.5	<0.5	<1	<0.5	<100	<100	<100	<100
92500608	MW-58_20201007	MW-58	10/07/2020	<5	<0.5	**2.8**	**15.6**	**0.61**	<0.5	<0.5	<0.5	<2	<0.5	<0.5	<0.5	<0.5	<0.5	<1	<0.5	<100	<100	<100	<100
92500608	MW-59_20201007	MW-59	10/07/2020	<5	<0.5	<0.5	**2.8**	<0.5	<0.5	<0.5	<0.5	<2	<0.5	<0.5	<0.5	<0.5	<0.5	<1	<0.5	<100	<100	<100	<100
92500607	MW-60_20201007	MW-60	10/07/2020	**18**	<0.5	**4.1**	**15.2**	**1.3**	<0.5	<0.5	<0.5	<2	<0.5	<0.5	<0.5	<0.5	<0.5	<1	<0.5	<100	<100	<100	<100

Table 6
Summary of Monitoring Well Sampling Results

Colonial Pipeline Company
2020-L1-SR2448 Incident
Huntersville, North Carolina

Lab Report Number	Sample ID	Well ID	Sample Date	Metals (µg/L)	VOCs (µg/L)															MADEP VPH (µg/L)			
				Lead	Benzene	Bromodichloromethane	Chloroform	Dibromochloromethane	Diisopropyl ether	Ethylbenzene	Methyl-tert-butyl ether	Naphthalene	n-Propylbenzene	Tetrachloroethene	Toluene	1,2,4-Trimethylbenzene	1,3,5-Trimethylbenzene	m&p-Xylene	o-Xylene	C5 - C8 Aliphatics	C9 - C12 Aliphatics	C9 - C10 Aromatics	VPH (Total)
NCAC 2L Standards				**15**	**1**	**0.6**	**70**	**0.4**	**70**	**600**	**20**	**6**	**70**	**0.7**	**600**	**400**	**400**	**500**	**500**	**400**	**NE**	**NE**	**NE**
Quality Control Data																							
92499587	Dup-1-20201007	MW-51	10/07/2020	<5	**1.6**	**1.6**	**19.2**	<0.5	<0.5	**0.72**	<0.5	<2	<0.5	<0.5	**4.8**	**0.7**	<0.5	**2.6**	**2.2**	<100	<100	<100	<100
92499057	DUP-01-20201006	MW-55	10/06/2020	<5	**102**	**0.91**	**6.8**	<0.5	**48.9**	**6.1**	**19.7**	<2	<0.5	<0.5	**157**	**1.9**	<0.5	**25.2**	**21**	**496**	<100	<100	**614**
92493062	TB-2	N/A	08/28/2020	NA	<0.5	<0.5	<0.5	<0.5	<0.5	<0.5	<0.5	<2	<0.5	<0.5	<0.5	<0.5	<0.5	<1	<0.5	NA	NA	NA	NA
92493708	Trip Blank	N/A	09/02/2020	NA	<0.5	<0.5	<0.5	<0.5	<0.5	<0.5	<0.5	<2	<0.5	<0.5	<0.5	<0.5	<0.5	<1	<0.5	NA	NA	NA	NA
92493864	Trip Blank	N/A	09/02/2020	NA	<0.5	<0.5	<0.5	<0.5	<0.5	<0.5	<0.5	<2	<0.5	<0.5	<0.5	<0.5	<0.5	<1	<0.5	NA	NA	NA	NA
92494322	Trip Blank	N/A	09/03/2020	NA	<0.5	<0.5	<0.5	<0.5	<0.5	<0.5	<0.5	<2	<0.5	<0.5	<0.5	<0.5	<0.5	<1	<0.5	NA	NA	NA	NA
92496397	Trip Blank	N/A	09/18/2020	NA	<0.5	<0.5	<0.5	<0.5	<0.5	<0.5	<0.5	<2	<0.5	<0.5	<0.5	<0.5	<0.5	<1	<0.5	NA	NA	NA	NA
92494640	Trip Blank-03	N/A	09/09/2020	NA	<0.5	<0.5	<0.5	<0.5	<0.5	<0.5	<0.5	<2	<0.5	<0.5	<0.5	<0.5	<0.5	<1	<0.5	NA	NA	NA	NA
92494923	Trip Blank-03	N/A	09/09/2020	NA	<0.5	<0.5	<0.5	<0.5	<0.5	<0.5	<0.5	<2	<0.5	<0.5	<0.5	<0.5	<0.5	<1	<0.5	NA	NA	NA	NA
92494864	Trip Blank-04	N/A	09/10/2020	NA	<0.5	<0.5	<0.5	<0.5	<0.5	<0.5	<0.5	<2	<0.5	<0.5	<0.5	<0.5	<0.5	<1	<0.5	NA	NA	NA	NA
92495100	Trip Blank-05	N/A	09/11/2020	NA	<0.5	<0.5	<0.5	<0.5	<0.5	<0.5	<0.5	<2	<0.5	<0.5	<0.5	<0.5	<0.5	<1	<0.5	NA	NA	NA	NA
92495103	Trip Blank-05	N/A	09/11/2020	NA	<0.5	<0.5	<0.5	<0.5	<0.5	<0.5	<0.5	<2	<0.5	<0.5	<0.5	<0.5	<0.5	<1	<0.5	NA	NA	NA	NA
92495239	Trip Blank-06	N/A	09/13/2020	NA	<0.5	<0.5	<0.5	<0.5	<0.5	<0.5	<0.5	<2	<0.5	<0.5	<0.5	<0.5	<0.5	<1	<0.5	NA	NA	NA	NA
92495241	Trip Blank-06	N/A	09/13/2020	NA	<0.5	<0.5	<0.5	<0.5	<0.5	<0.5	<0.5	<2	<0.5	<0.5	<0.5	<0.5	<0.5	<1	<0.5	NA	NA	NA	NA
92495244	Trip Blank-06	N/A	09/13/2020	NA	<0.5	<0.5	<0.5	<0.5	<0.5	<0.5	<0.5	<2	<0.5	<0.5	<0.5	<0.5	<0.5	<1	<0.5	NA	NA	NA	NA
92495624	Trip Blank-07	N/A	09/15/2020	NA	<0.5	<0.5	<0.5	<0.5	<0.5	<0.5	<0.5	<2	<0.5	<0.5	<0.5	<0.5	<0.5	<1	<0.5	NA	NA	NA	NA
92495626	Trip Blank-07	N/A	09/15/2020	NA	<0.5	<0.5	<0.5	<0.5	<0.5	<0.5	<0.5	<2	<0.5	<0.5	<0.5	<0.5	<0.5	<1	<0.5	NA	NA	NA	NA
92495627	Trip Blank-07	N/A	09/15/2020	NA	<0.5	<0.5	<0.5	<0.5	<0.5	<0.5	<0.5	<2	<0.5	<0.5	<0.5	<0.5	<0.5	<1	<0.5	NA	NA	NA	NA
92495907	Trip Blank-07	N/A	09/16/2020	NA	<0.5	<0.5	<0.5	<0.5	<0.5	<0.5	<0.5	<2	<0.5	<0.5	<0.5	<0.5	<0.5	<1	<0.5	NA	NA	NA	NA
92495905	Trip Blank-07	N/A	09/16/2020	NA	<0.5	<0.5	<0.5	<0.5	<0.5	<0.5	<0.5	<2	<0.5	<0.5	<0.5	<0.5	<0.5	<1	<0.5	NA	NA	NA	NA
92495906	Trip Blank-07	N/A	09/16/2020	NA	<0.5	<0.5	<0.5	<0.5	<0.5	<0.5	<0.5	<2	<0.5	<0.5	<0.5	<0.5	<0.5	<1	<0.5	NA	NA	NA	NA
92496816	TB-20200922	N/A	09/20/2020	NA	<0.5	<0.5	<0.5	<0.5	<0.5	<0.5	<0.5	<2	<0.5	<0.5	<0.5	<0.5	<0.5	<1	<0.5	NA	NA	NA	NA
92496817	TB-20200922	N/A	09/22/2020	NA	<0.5	<0.5	<0.5	<0.5	<0.5	<0.5	<0.5	<2	<0.5	<0.5	<0.5	<0.5	<0.5	<1	<0.5	NA	NA	NA	NA
92497017	TB-20200923	N/A	09/22/2020	NA	<0.5	<0.5	<0.5	<0.5	<0.5	<0.5	<0.5	<2	<0.5	<0.5	<0.5	<0.5	<0.5	<1	<0.5	NA	NA	NA	NA
92497774	TB-20200928	N/A	09/28/2020	NA	<0.5	<0.5	<0.5	<0.5	<0.5	<0.5	<0.5	<2	<0.5	<0.5	<0.5	<0.5	<0.5	<1	<0.5	NA	NA	NA	NA
92499587	Trip Blank	N/A	10/07/2020	NA	<0.5	<0.5	<0.5	<0.5	<0.5	<0.5	<0.5	<2	<0.5	<0.5	<0.5	<0.5	<0.5	<1	<0.5	NA	NA	NA	NA
92500605	Trip Blank	N/A	10/07/2020	NA	<0.5	<0.5	<0.5	<0.5	<0.5	<0.5	<0.5	<2	<0.5	<0.5	<0.5	<0.5	<0.5	<1	<0.5	NA	NA	NA	NA
92500606	Trip Blank	N/A	10/07/2020	NA	<0.5	<0.5	<0.5	<0.5	<0.5	<0.5	<0.5	<2	<0.5	<0.5	<0.5	<0.5	<0.5	<1	<0.5	NA	NA	NA	NA

Table 6
Summary of Monitoring Well Sampling Results

Colonial Pipeline Company
2020-L1-SR2448 Incident
Huntersville, North Carolina

Lab Report Number	Sample ID	Well ID	Sample Date	Metals (µg/L)	VOCs (µg/L)															MADEP VPH (µg/L)			
				Lead	Benzene	Bromodichloromethane	Chloroform	Dibromochloromethane	Diisopropyl ether	Ethylbenzene	Methyl-tert-butyl ether	Naphthalene	n-Propylbenzene	Tetrachloroethene	Toluene	1,2,4-Trimethylbenzene	1,3,5-Trimethylbenzene	m&p-Xylene	o-Xylene	C5 - C8 Aliphatics	C9 - C12 Aliphatics	C9 - C10 Aromatics	VPH (Total)
NCAC 2L Standards				**15**	**1**	**0.6**	**70**	**0.4**	**70**	**600**	**20**	**6**	**70**	**0.7**	**600**	**400**	**400**	**500**	**500**	**400**	**NE**	**NE**	**NE**
92499587	EB-1-20201007	N/A	10/07/2020	<5	<0.5	<0.5	<0.5	<0.5	<0.5	<0.5	<0.5	<2	<0.5	<0.5	<0.5	<0.5	<0.5	<1	<0.5	<100	<100	<100	<100
92499587	FB-1-20201007	N/A	10/07/2020	<5	<0.5	<0.5	<0.5	<0.5	<0.5	<0.5	<0.5	<2	<0.5	<0.5	<0.5	<0.5	<0.5	<1	<0.5	<100	<100	<100	<100
92500605	EB-1-20201007	N/A	10/07/2020	<5	<0.5	<0.5	<0.5	<0.5	<0.5	<0.5	<0.5	<2	<0.5	<0.5	<0.5	<0.5	<0.5	<1	<0.5	NA	NA	NA	<100
92500605	FB-1-20201007	N/A	10/07/2020	<5	<0.5	<0.5	<0.5	<0.5	<0.5	<0.5	<0.5	<2	<0.5	<0.5	<0.5	<0.5	<0.5	<1	<0.5	NA	NA	NA	<100
92500606	EB-1-20201007	N/A	10/07/2020	<5	<0.5	<0.5	<0.5	<0.5	<0.5	<0.5	<0.5	<2	<0.5	<0.5	<0.5	<0.5	<0.5	<1	<0.5	NA	NA	NA	<100
92500606	FB-1-20201007	N/A	10/07/2020	<5	<0.5	<0.5	<0.5	<0.5	<0.5	<0.5	<0.5	<2	<0.5	<0.5	<0.5	<0.5	<0.5	<1	<0.5	NA	NA	NA	<100

Notes:
All data was collected and provided by AECOM
Only detected constituents are shown
NA - Not Analyzed
N/A - Not Applicable
NE - Not Established
All units reported in micrograms per liter (µg/L)
NCAC 2L Standard - North Carolina 15A NCAC 2L Groundwater Standard
"<" - Indicates compound was not detected above laboratory reporting limit
VOCs - Volatile Organic Compounds analyzed by Method SM 6200B
MADEP - Massachusetts Department of Environmental Protection; as required by North Carolina Department of Environmental Quality
VPH - Volatile Petroleum Hydrocarbon
Bold values indicate compound was detected above laboratory reporting limit
Shaded values indicate compound exceeded NCAC 2L Standard

Table 7
Summary of Water Supply Well Sampling Results

Colonial Pipeline Company
2020-L1-SR2448 Incident
Huntersville, North Carolina

			Metals (µg/L)	VOCs (µg/L)	
Lab Report Number	**Sample ID**	**Sample Date**	**Lead**	**Bromodichloromethane**	**Chloroform**
		NCAC 2L	**15**	**0.6**	**70**
92492043	13736_PE_ Dr	08/22/2020	NA	NA	NA
92492904	13800_H/C_Rd*	08/27/2020	**109**	<0.50	<0.50
92493896	13800_HC_RD*	09/02/2020	**169**	<0.50	<0.50
92495067	13800_HC_RD*	09/10/2020	**55.2**	<0.50	<0.50
92495939	13800_HC_RD_20200916*	09/16/2020	**67**	<0.50	<0.50
92497411	13800_HC_RD 20200924*	09/24/2020	**23**	<0.50	<0.50
92498538	13800_HC_RD*	10/01/2020	**6.5**	<0.50	<0.50
92499668	13800_HC_RD_20201008*	10/08/2020	<5.0	<0.50	<0.50
92500721	13800_HC_RD_20201015*	10/15/2020	<5.0	<0.50	<0.50
92491028	13822_HC_Rd*	08/16/2020	**53.0**	<0.50	<0.50
92492032	13822_HC_Rd*	08/21/2020	**14.2**	NA	NA
92492033	FD_08212020*	08/21/2020	**10.3**	NA	NA
92493878	13822_HC_RD*	09/02/2020	**11.6**	<0.50	<0.50
92495055	13822_HC_RD*	09/10/2020	<5.0	<0.50	<0.50
92495069	FD-091020*	09/10/2020	<5.0	<0.50	<0.50
92495927	13822_HC_RD_20200916*	09/16/2020	**14.3**	<0.50	<0.50
92497407	13822_HC_RD 20200924*	09/24/2020	**8.9**	<0.50	<0.50
92491385	13831_Sims_Rd	08/17/2020	<5.0	<0.50	<0.50
92492683	13831_Sims_Rd	08/25/2020	<5.0	<0.50	<0.50
92494137	13831_SIMS_RD	09/03/2020	<5.0	<0.50	<0.50
92491367	13835_AC_Rd	08/17/2020	<5.0	<0.50	<0.50
92492460	13835_AC_Rd	08/25/2020	<5.0	<0.50	<0.50
92492469	FD1-08252020	08/25/2020	<5.0	<0.50	<0.50
92494135	13835_AC_RD	09/03/2020	<5.0	<0.50	<0.50
92495191	13835_AC_RD	09/11/2020	<5.0	<0.50	<0.50
92495943	13835_AC_RD_20200916	09/16/2020	<5.0	**1.7**	**7.4**
92497409	13835_AC_RD 20200924	09/24/2020	**16.1**	<0.50	<0.50
92498537	13835_AC_RD	10/01/2020	<5.0	<0.50	<0.50
92498539	FD-100120	10/01/2020	<5.0	<0.50	<0.50
92499665	13835_AC_RD_20201008	10/08/2020	<5.0	<0.50	<0.50
92500725	13835_AC_RD_20201015	10/15/2020	<5.0	<0.50	<0.50
92500731	DUP-1	10/15/2020	<5.0	<0.50	<0.50

Table 7
Summary of Water Supply Well Sampling Results

Colonial Pipeline Company
2020-L1-SR2448 Incident
Huntersville, North Carolina

			Metals (µg/L)	VOCs (µg/L)	
Lab Report Number	**Sample ID**	**Sample Date**	**Lead**	**Bromodichloromethane**	**Chloroform**
		NCAC 2L	**15**	**0.6**	**70**
92491363	13901_Sims_Rd	08/17/2020	<5.0	<0.50	<0.50
92491368	FD1_081720	08/17/2020	<5.0	<0.50	<0.50
92492466	13901_Sims_Rd	08/25/2020	<5.0	<0.50	<0.50
92494138	13901_SIMS_RD	09/03/2020	<5.0	<0.50	<0.50
92491259	13920_Sims_Rd	08/17/2020	<5.0	<0.50	<0.50
92492462	13920_Sims_Rd	08/25/2020	<5.0	<0.50	<0.50
92494130	13920_SIMS_RD	09/03/2020	<5.0	<0.50	<0.50
92491360	13923_AC_Rd	08/17/2020	<5.0	<0.50	<0.50
92492465	13923_AC_Rd	08/25/2020	<5.0	<0.50	<0.50
92494139	13923_AC_RD	09/03/2020	<5.0	<0.50	<0.50
92495190	13923_AC_RD	09/11/2020	<5.0	<0.50	<0.50
92495938	13923_AC_RD_20200916	09/16/2020	<5.0	<0.50	<0.50
92497416	13923_AC_RD 20200924	09/24/2020	**5.5**	<0.50	<0.50
92498533	13923_AC_RD	10/01/2020	<5.0	<0.50	<0.50
92499672	13923_AC_RD_20201008	10/08/2020	<5.0	<0.50	<0.50
92491030	13926A_HC_Rd	08/16/2020	<5.0	<0.50	<0.50
92492029	13926A_HC_Rd	08/21/2020	<5.0	NA	<0.50
92493902	13926A_HC_RD	09/02/2020	<5.0	<0.50	<0.50
92495062	13926A_HC_RD	09/10/2020	<5.0	<0.50	<0.50
92495945	13926A_HC_RD_20200916	09/16/2020	<5.0	<0.50	<0.50
92497401	13926A_HC_RD 20200924	09/24/2020	<5.0	<0.50	<0.50
92498130	13926A_HC_RD_20200930	09/30/2020	<5.0	<0.50	<0.50
92499670	13926A_HC_RD_20201008	10/08/2020	<5.0	<0.50	<0.50
92500718	13926A_HC_RD_20201015	10/15/2020	<5.0	<0.50	<0.50
92491030	13926B_HC_Rd*	08/16/2020	<5.0	<0.50	**8.9**
92492030	13926B_HC_Rd*	08/21/2020	NA	NA	**8.4**
92493891	13926B_HC_RD*	09/02/2020	<5.0	<0.50	**9.4**
92495059	13926B_HC_RD*	09/10/2020	<5.0	<0.50	**7.6**
92495941	13926B_HC_RD_20200916*	09/16/2020	<5.0	<0.50	**9.6**
92495930	Field_Duplicate 09-16-2020*	09/16/2020	<5.0	<0.50	**10.1**
92497412	13926B_HC_RD 20200924*	09/24/2020	<5.0	<0.50	**9.8**
92498128	13926B_HC_RD_20200930*	09/30/2020	<5.0	<0.50	**6.3**
92499661	13926B_HC_RD_20201008*	10/08/2020	<5.0	<0.50	**9.3**
92500720	13926B_HC_RD_20201015*	10/15/2020	<5.0	<0.50	**8.9**
92492031	13937_AC_Rd	08/21/2020	<5.0	<0.50	<0.50

Table 7
Summary of Water Supply Well Sampling Results

Colonial Pipeline Company
2020-L1-SR2448 Incident
Huntersville, North Carolina

			Metals (µg/L)	VOCs (µg/L)	
Lab Report Number	**Sample ID**	**Sample Date**	**Lead**	**Bromodichloromethane**	**Chloroform**
		NCAC 2L	**15**	**0.6**	**70**
92492463	13937_AC_Rd	08/25/2020	<5.0	<0.50	<0.50
92494129	13937_AC_RD	09/03/2020	<5.0	<0.50	<0.50
92494126	FD-090320	09/03/2020	<0.50	<0.50	<0.50
92495051	13937_AC_RD	09/10/2020	<5.0	<0.50	<0.50
92495928	13937_AC_RD_20200916	09/16/2020	<5.0	<0.50	<0.50
92497405	13937_AC_RD 20200924	09/24/2020	<5.0	<0.50	<0.50
92498536	13937_AC_RD	10/01/2020	<5.0	<0.50	<0.50
92499667	13937_AC_RD_20201008	10/08/2020	<5.0	<0.50	<0.50
92491152	13945_AC_Rd	08/17/2020	<5.0	<0.50	<0.50
92492461	13945_AC_Rd	08/25/2020	<5.0	<0.50	<0.50
92493888	13945_AC_RD	09/02/2020	<5.0	<0.50	<0.50
92495063	13945_AC_RD	09/10/2020	<5.0	<0.50	<0.50
92495935	13945_AC_RD_20200916	09/16/2020	<5.0	<0.50	<0.50
92497410	13945_AC_RD 20200924	09/24/2020	<5.0	<0.50	<0.50
92498532	13945_AC_RD	10/01/2020	<5.0	<0.50	<0.50
92499669	13945_AC_RD_20201008	10/08/2020	<5.0	<0.50	<0.50
92500726	13945_AC_RD_20201015	10/15/2020	<5.0	<0.50	<0.50
92491555	14015 ASBURY CHAPEL RD	08/18/2020	<5.0	<0.50	<0.50
92492468	14015_AC_Rd	08/25/2020	<5.0	<0.50	**1.5**
92493886	14015_AC_RD	09/02/2020	<5.0	<0.50	**4.4**
92495058	14015_AC_RD	09/10/2020	<5.0	<0.50	<0.50
92495932	14015_AC_RD_20200916	09/16/2020	<5.0	<0.50	<0.50
92497403	14015_AC_RD 20200924	09/24/2020	<5.0	<0.50	<0.50
92498133	14015_AC_RD_20200930	09/30/2020	<5.0	<0.50	<0.50
92499671	14015_AC_RD_20201008	10/08/2020	<5.0	<0.50	<0.50
92499673	DUP-1	10/08/2020	<5.0	<0.50	<0.50
92500727	14015_AC_RD_20201015	10/15/2020	<5.0	<0.50	<0.50
92491361	14024_Sims_Rd	08/17/2020	<5.0	<0.50	<0.50
92492464	14024_Sims_Rd	08/25/2020	<5.0	<0.50	<0.50
92494133	14024_SIMS_RD	09/03/2020	<5.0	<0.50	<0.50
92493111	14037_Lawther_Rd*	08/30/2020	**37.3**	<0.50	<0.50
92495188	14037_LAWTHER_RD*	09/11/2020	**23.1**	<0.50	<0.50

Table 7
Summary of Water Supply Well Sampling Results

Colonial Pipeline Company
2020-L1-SR2448 Incident
Huntersville, North Carolina

			Metals (µg/L)	VOCs (µg/L)	
Lab Report Number	**Sample ID**	**Sample Date**	**Lead**	**Bromodichloromethane**	**Chloroform**
		NCAC 2L	**15**	**0.6**	**70**
92491027	14108_HC_Rd	08/15/2020	<5.0	<0.50	<0.50
92492688	14108_HC_Rd	08/25/2020	<5.0	<0.50	<0.50
92491029	14226_HC_ Rd	08/16/2020	<5.0	<0.50	<0.50
92492685	14226_HC_Rd	08/25/2020	<5.0	<0.50	<0.50
92493881	14226_HC_RD	09/02/2020	<5.0	<0.50	<0.50
92493905	FD_09_02_20	09/02/2020	<5.0	<0.50	<0.50
92495187	14226_HC_RD	09/11/2020	<5.0	<0.50	<0.50
92495193	FD-091120	09/11/2020	<5.0	<0.50	<0.50
92495934	14226_HC_RD_20200916	09/16/2020	<5.0	<0.50	<0.50
92497413	14226_HC_RD_20200924	09/24/2020	<5.0	<0.50	<0.50
92497418	DUP-1	09/24/2020	<5.0	<0.50	<0.50
92498535	14226_HC_RD	10/01/2020	**6.1**	<0.50	<0.50
92499662	14226_HC_RD_20201008	10/08/2020	<5.0	<0.50	<0.50
92500723	14226_HC_RD_20201015	10/15/2020	<5.0	<0.50	<0.50
92495192	14401_HC_RD	09/11/2020	<5.0	<0.50	<0.50
92495926	14401_HC_RD_20200916	09/16/2020	<5.0	<0.50	<0.50
92497414	14401_HC_RD 20200924	09/24/2020	<5.0	<0.50	<0.50
92498534	14401_HC_RD	10/01/2020	<5.0	<0.50	<0.50
92499663	14401_HC_RD_20201008	10/08/2020	<5.0	<0.50	<0.50
92500730	14401_HC_RD_20201015	10/15/2020	<5.0	<0.50	<0.50
92492048	15104_PL_Dr	08/22/2020	NA	NA	NA
92492044	15110_PL_ Dr	08/22/2020	NA	NA	NA
92492047	15120_PL_Dr	08/22/2020	NA	NA	NA
92492046	15128_PL_ Dr	08/22/2020	NA	NA	NA
92492045	15136_PL_ Dr	08/22/2020	NA	NA	NA
92491031	16366_HC_Rd	08/16/2020	<5.0	<0.50	<0.50
92492689	HOA_Lawn*	08/26/2020	<5.0	<0.50	<0.50
92492686	FD1_08262020*	08/26/2020	<5.0	<0.50	<0.50
92493898	HOA_LAWN*	09/02/2020	<5.0	<0.50	<0.50
92495066	HOA_LAWN*	09/10/2020	<5.0	<0.50	<0.50

Table 7
Summary of Water Supply Well Sampling Results

Colonial Pipeline Company
2020-L1-SR2448 Incident
Huntersville, North Carolina

			Metals (µg/L)	VOCs (µg/L)	
Lab Report Number	**Sample ID**	**Sample Date**	**Lead**	**Bromodichloromethane**	**Chloroform**
		NCAC 2L	**15**	**0.6**	**70**
Quality Control Data					
92497418	FB-1	09/24/2020	<5.0	<0.50	<0.50
92492469	Field Blank	08/25/2020	<5.0	<0.50	<0.50
92492905	Field Blank	08/27/2020	<5.0	<0.50	<0.50
92492033	Field_Blank	08/21/2020	<5.0	NA	NA
92492686	Field_Blank	08/26/2020	<5.0	<0.50	<0.50
92493905	Field_Blank	09/02/2020	<5.0	<0.50	<0.50
92494126	Field_Blank	09/03/2020	<0.50	<0.50	<0.50
92495069	FIELD_BLANK	09/10/2020	<5.0	<0.50	<0.50
92495193	FIELD_BLANK	09/11/2020	<5.0	<0.50	<0.50
92495930	Field_Blank 09-16-2020	09/16/2020	<5.0	<0.50	<0.50
92491368	FIELD_BLANK_1	08/17/2020	<5.0	<0.50	<0.50
92499673	FB-1	10/08/2020	<5.0	<0.50	<0.50
92500731	FB-1	10/15/2020	<5.0	<0.50	<0.50
92492469	Trip Blank	08/25/2020	NA	<0.50	<0.50
92492905	Trip Blank	08/27/2020	NA	<0.50	<0.50
92491368	TRIP_BLANK	08/17/2020	NA	<0.50	<0.50
92491387	TRIP_BLANK	08/18/2020	NA	<0.50	<0.50
92491555	TRIP_BLANK	08/18/2020	NA	<0.50	<0.50
92492033	Trip_Blank	08/21/2020	NA	NA	<0.50
92493111	Trip_Blank	08/30/2020	NA	<0.50	<0.50
92493905	Trip_Blank	09/02/2020	NA	<0.50	<0.50
92494126	Trip_Blank	09/03/2020	NA	<0.50	<0.50
92495069	TRIP_BLANK	09/10/2020	NA	<0.50	<0.50
92495193	TRIP_BLANK	09/11/2020	NA	<0.50	<0.50

Table 7
Summary of Water Supply Well Sampling Results

Colonial Pipeline Company
2020-L1-SR2448 Incident
Huntersville, North Carolina

			Metals (µg/L)	VOCs (µg/L)	
Lab Report Number	**Sample ID**	**Sample Date**	**Lead**	**Bromodichloromethane**	**Chloroform**
		NCAC 2L	**15**	**0.6**	**70**
92495930	Trip_Blank	09/16/2020	NA	<0.50	<0.50
92497418	Trip_Blank	09/24/2020	NA	<0.50	<0.50
92499673	TRIP BLANK	10/08/2020	NA	<0.50	<0.50
92500731	TRIP BLANK	10/15/2020	NA	<0.50	<0.50

Notes:
NA - Not Analyzed
N/A - Not Applicable
NE - Not Established
All units reported in micrograms per liter (µg/L).
Only detected consituents are shown.
NCAC 2L Standard - North Carolina 15A NCAC 2L Groundwater Standard
"<" - Indicates compound was not detected above laboratory reporting limit
Lead - Analyzed by Method 6010D
VOCs - Volatile Organic Compounds, analyzed by Method SM 6200B
No Volatile Petroleum Hydrocarbons detected.
Samples beginning with "FD", "Field_Duplicate" and "DUP" are field duplicates and co-samples of the preceeding row.
Shading indicates a detection greater than the NCAC 2L Groundwater Standard.
Bold text indicates a detection greater than the laboratory reporting limit.
* = Inactive or Non-potable Use well

APPENDIX A

WASTE MANIFESTS AND BILLS OF LANDING

SITE

BFI/CMS LANDFILL 704-782-2004
5105 MOREHEAD RD CONCORD, NC 28025

CUSTOMER

100170
STAT INC
PO BOX 1443
LENOIR, NC 28645

Contract:50102012078
Generator:Colonial Pipeline Company

SITE	TICKET #	CELL
Y6	1767616	

WEIGHMASTER: Aly G.

DATE/TIME IN	DATE/TIME OUT
10/7/20 11:36 am	10/7/20 11:36 am

VEHICLE	CONTAINER
STAT80	

REFERENCE: 763626

BILL OF LADING:

SCALE IN GROSS WEIGHT 69,700 NET TONS 20.64
TARE OUT TARE WEIGHT 28,420 NET WEIGHT 41,280

INBOUND
INVOICE

QTY.	UNIT	DESCRIPTION	RATE	EXTENSION	TAX	TOTAL
0.00	YD	Tracking QTY				
20.64	tn	SW-CONT SOIL-ALT DAILY Origin:MECKLENBURG 100% COVER				

THINK SAFETY CHOOSE SAFETY LIVE It's the Right Thing!

HARD HATS AND SAFETY VEST ARE REQUIRED WHEN EXITING YOUR VEHICLE

WHILE IN THE LANDFILL. IF YOU DO NOT HAVE THESE ITEMS YOU MAY BORROW

A SET FROM THE SCALE HOUSE. THANK YOU.

NET AMOUNT
TENDERED
CHANGE
CHECK#

The undersigned individual signing this document on behalf of Customer acknowledges that he or she has read and understands the terms and conditions on the reverse side and that he or she has the authority to sign this document on behalf of the customer.

RS-F042UPR (04/19)

SIGNATURE _____

REPUBLIC SERVICES

Please print or type.

NON-HAZARDOUS WASTE MANIFEST

763626

GENERATOR

1. Generator's US EPA ID Number	Manifest Document Number	2. Page 1 of
		Colonial Pipeline Company

3. Generator's Name and Mailing Address	5. Generating Location (if different)
4. Phone ( )	6. Phone ( )

7. Transporter #1 Company Name	8. US EPA ID Number	9. Transporter #1's Phone

10. Transporter #2 Company Name	11. US EPA ID Number	12. Transporter #2's Phone

13. Designated T/S/D Facility Name and Site Address	14. US EPA ID Number	15. Facility's Phone
MS Landfill 8105 Morehead Rd Concord, NC 28027		

16. Waste Shipping Name and Description	17. Republic Services Approval # and Exp. Date	18. Containers		19. Total Quantity	20. Unit Wt/Vol
		No.	Type		
a. contaminated soil	3010-20-13078				
b.				20104	
c.				LN 780	

21. Additional Descriptions for Materials Listed Above

22. Special Handling Instructions and Additional Information

Bill: STAT 100170

23. **GENERATOR'S CERTIFICATION:** I hereby certify that the above named material is not a hazardous waste as defined by 40 CFR 261 or any applicable state law, has been properly described, classified and packaged, and is in proper condition for transportation according to applicable regulations; AND, if this waste is a treatment residue of a previously restricted hazardous waste subject to the Land Disposal Restrictions. I certify and warrant that the waste has been treated in accordance with the requirements of 40 CFR 268 and is no longer a hazardous waste as defined by 40 CFR 261.

Printed/Typed Name	Signature	Month	Day	Year

TRANSPORTER

24. **Transporter #1:** Acknowledgement of Receipt of Materials

Printed/Typed Name	Signature	Month	Day	Year

25. **Transporter #2:** Acknowledgement of Receipt of Materials

Printed/Typed Name	Signature	Month	Day	Year

T/S/D FACILITY

26. Discrepancy Indication Space

MS LANDFILL 8105 MOREHEAD RD CONCORD, NC 28027 704-262-0271

27. **Facility Owner or Operator:** Certification of receipt of waste materials covered by this manifest (except as noted in Item 19)

Printed/Typed Name	Signature	Month	Day	Year
Aug	Aug	10	7	20

SITE BFI/CMS LANDFILL 704-782-2004
5105 MOREHEAD RD CONCORD, NC 28025

CUSTOMER 100170
STAT INC
PO BOX 1443
LENOIR, NC 28645

Contract:50102012078
Generator:Colonial Pipeline Company

SITE	Y6	TICKET #	1767635
CELL			
WEIGHMASTER	Aly G.		
DATE/TIME IN	10/7/20 12:00 pm	DATE/TIME OUT	10/7/20 12:00 pr
VEHICLE	STAT76	CONTAINER	
REFERENCE	763625		
BILL OF LADING			

SCALE IN	GROSS WEIGHT	49,920	NET TONS	12.67
TARE OUT	TARE WEIGHT	24,580	NET WEIGHT	25,340

INBOUND
INVOICE

QTY.	UNIT	DESCRIPTION	RATE	EXTENSION	TAX	TOTAL
0.00	YD	Tracking QTY				
12.67	tn	SW-CONT SOIL-ALT DAILY COVER Origin:MECKLENBURG 100%				



HARD HATS AND SAFETY VEST ARE REQUIRED WHEN EXITING YOUR VEHICLE

WHILE IN THE LANDFILL. IF YOU DO NOT HAVE THESE ITEMS YOU MAY BORROW

A SET FROM THE SCALE HOUSE. THANK YOU.

NET AMOUNT
TENDERED
CHANGE
CHECK#

The undersigned individual signing this document on behalf of Customer acknowledges that he or she has read and understands the terms and conditions on the reverse side and that he or she has the authority to sign this document on behalf of the customer.

RS-F042UPR (04/19)

SIGNATURE _____

REPUBLIC SERVICES

Please print or type.

NON-HAZARDOUS WASTE MANIFEST

763625

GENERATOR

1. Generator's US EPA ID Number	Manifest Document Number	2. Page 1 of
		Colonial Pipeline Company

3. Generator's Name and Mailing Address	5. Generating Location (if different)
4. Phone ( )	6. Phone ( )

7. Transporter #1 Company Name	8. US EPA ID Number	9. Transporter #1's Phone
10. Transporter #2 Company Name	11. US EPA ID Number	12. Transporter #2's Phone
13. Designated T/S/D Facility Name and Site Address	14. US EPA ID Number	15. Facility's Phone

16. Waste Shipping Name and Description	17. Republic Services Approval # and Exp. Date	18. Containers No.	18. Containers Type	19. Total Quantity	20. Unit Wt/Vol
a.					
b.					
c.					

21. Additional Descriptions for Materials Listed Above

22. Special Handling Instructions and Additional Information

23. **GENERATOR'S CERTIFICATION:** I hereby certify that the above named material is not a hazardous waste as defined by 40 CFR 261 or any applicable state law, has been properly described, classified and packaged, and is in proper condition for transportation according to applicable regulations; AND, if this waste is a treatment residue of a previously restricted hazardous waste subject to the Land Disposal Restrictions. I certify and warrant that the waste has been treated in accordance with the requirements of 40 CFR 268 and is no longer a hazardous waste as defined by 40 CFR 261.

Printed/Typed Name	Signature	Month	Day	Year

TRANSPORTER

24. **Transporter #1:** Acknowledgement of Receipt of Materials

Printed/Typed Name	Signature	Month	Day	Year

25. **Transporter #2:** Acknowledgement of Receipt of Materials

Printed/Typed Name	Signature	Month	Day	Year

T/S/D FACILITY

26. Discrepancy Indication Space

27. **Facility Owner or Operator:** Certification of receipt of waste materials covered by this manifest (except as noted in Item 19)

Printed/Typed Name	Signature	Month	Day	Year

SITE BFI/CMS LANDFILL 704-782-2004
5105 MOREHEAD RD CONCORD, NC 28025

CUSTOMER 100170
STAT INC
PO BOX 1443
LENOIR, NC 28645

Contract:50102012078
Generator:Colonial Pipeline Company

SITE	Y6	TICKET #	1767603
CELL			
WEIGHMASTER	Keyona C.		
DATE/TIME IN	10/7/20 10:58 am	DATE/TIME OUT	10/7/20 10:58 ar
VEHICLE	dt83	CONTAINER	
REFERENCE	763624		
BILL OF LADING			

SCALE IN GROSS WEIGHT 64,100 NET TONS 18.60
TARE OUT TARE WEIGHT 26,900 NET WEIGHT 37,200

INBOUND
INVOICE

QTY.	UNIT	DESCRIPTION	RATE	EXTENSION	TAX	TOTAL
0.00	YD	Tracking QTY				
18.60	tn	SW-CONT SOIL-ALT DAILY COVER Origin:MECKLENBURG 100%				



HARD HATS AND SAFETY VEST ARE REQUIRED WHEN EXITING YOUR VEHICLE

WHILE IN THE LANDFILL. IF YOU DO NOT HAVE THESE ITEMS YOU MAY BORROW

A SET FROM THE SCALE HOUSE. THANK YOU.

NET AMOUNT
TENDERED
CHANGE
CHECK#

The undersigned individual signing this document on behalf of Customer acknowledges that he or she has read and understands the terms and conditions on the reverse side and that he or she has the authority to sign this document on behalf of the customer.

RS-F042UPR (04/19)

SIGNATURE _____

REPUBLIC SERVICES

Please print or type.

NON-HAZARDOUS WASTE MANIFEST

763624

GENERATOR

1. Generator's US EPA ID Number	Manifest Document Number	2. Page 1 of

3. Generator's Name and Mailing Address

Colonial Pipeline Company

4. Phone ( )

5. Generating Location (if different)

Paw Creek, NC 28078

6. Phone ( )

7. Transporter #1 Company Name	8. US EPA ID Number	9. Transporter #1's Phone
10. Transporter #2 Company Name	11. US EPA ID Number	12. Transporter #2's Phone
13. Designated T/S/D Facility Name and Site Address	14. US EPA ID Number	15. Facility's Phone
CMS Landfill 5105 Morehead Rd Concord, NC 28027		

16. Waste Shipping Name and Description	17. Republic Services Approval # and Exp. Date	18. Containers		19. Total Quantity	20. Unit Wt/Vol
		No.	Type		
a. contaminated soil	5010-20-12078 9/17/2021				
b.					
c.					

21. Additional Descriptions for Materials Listed Above

22. Special Handling Instructions and Additional Information

Bill: STAT 100178

23. **GENERATOR'S CERTIFICATION:** I hereby certify that the above named material is not a hazardous waste as defined by 40 CFR 261 or any applicable state law, has been properly described, classified and packaged, and is in proper condition for transportation according to applicable regulations; AND, if this waste is a treatment residue of a previously restricted hazardous waste subject to the Land Disposal Restrictions. I certify and warrant that the waste has been treated in accordance with the requirements of 40 CFR 268 and is no longer a hazardous waste as defined by 40 CFR 261.

Printed/Typed Name	Signature	Month	Day	Year

TRANSPORTER

24. **Transporter #1:** Acknowledgement of Receipt of Materials

Printed/Typed Name	Signature	Month	Day	Year

25. **Transporter #2:** Acknowledgement of Receipt of Materials

Printed/Typed Name	Signature	Month	Day	Year

T/S/D FACILITY

26. Discrepancy Indication Space

CMS LANDFILL 5105 MOREHEAD RD CONCORD, NC 28027 704-262-1571

27. **Facility Owner or Operator:** Certification of receipt of waste materials covered by this manifest (except as noted in Item 19)

Printed/Typed Name	Signature	Month	Day	Year

REV 04/19

GENERATOR'S COPY

COM000033

RS-F15

SITE BFI/CMS LANDFILL 704-782-2004
5105 MOREHEAD RD CONCORD, NC 28025

CUSTOMER 100170
STAT INC
PO BOX 1443
LENOIR, NC 28645

Contract:50102012078
Generator:Colonial Pipeline Company

SITE	Y6	TICKET #	1767691
CELL			
WEIGHMASTER	Keyona C.		
DATE/TIME IN	10/7/20 1:11 pm	DATE/TIME OUT	10/7/20 1:39 pr
VEHICLE	STAT131	CONTAINER	
REFERENCE	763623		
BILL OF LADING			

SCALE IN	GROSS WEIGHT	75,060	NET TONS	22.68
SCALE OUT	TARE WEIGHT	29,700	NET WEIGHT	45,360

INBOUND
INVOICE

QTY.	UNIT	DESCRIPTION	RATE	EXTENSION	TAX	TOTAL
0.00	YD	Tracking QTY				
22.68	tn	SW-CONT SOIL-ALT DAILY COVER Origin:MECKLENBURG 100%				



HARD HATS AND SAFETY VEST ARE REQUIRED WHEN EXITING YOUR VEHICLE

WHILE IN THE LANDFILL. IF YOU DO NOT HAVE THESE ITEMS YOU MAY BORROW

A SET FROM THE SCALE HOUSE. THANK YOU.

NET AMOUNT
TENDERED
CHANGE
CHECK#

The undersigned individual signing this document on behalf of Customer acknowledges that he or she has read and understands the terms and conditions on the reverse side and that he or she has the authority to sign this document on behalf of the customer.

RS-F042UPR (04/19)

SIGNATURE _____

REPUBLIC SERVICES

Please print or type.

NON-HAZARDOUS WASTE MANIFEST

763623

GENERATOR

1. Generator's US EPA ID Number	Manifest Document Number	2. Page 1 of

3. Generator's Name and Mailing Address

4. Phone ( )

5. Generating Location (if different)

Colonial Pipeline Company
10756 Statesville-Concord Rd.
Paw Creek, NC 28075

6. Phone ( )

7. Transporter #1 Company Name	8. US EPA ID Number	9. Transporter #1's Phone
10. Transporter #2 Company Name	11. US EPA ID Number	12. Transporter #2's Phone
13. Designated T/S/D Facility Name and Site Address CMS Landfill 5185 Morehead Rd Concord, NC 28027	14. US EPA ID Number	15. Facility's Phone 704-262-4371

16. Waste Shipping Name and Description	17. Republic Services Approval # and Exp. Date	18. Containers		19. Total Quantity	20. Unit Wt/Vol
		No.	Type		
a. contaminated soil	3010-20-120/5 9/17/2021			1	48
b.				1	CRT
c.				1	53

21. Additional Descriptions for Materials Listed Above

Line #4

22. Special Handling Instructions and Additional Information

Bill: AT&T 100170

23. **GENERATOR'S CERTIFICATION:** I hereby certify that the above named material is not a hazardous waste as defined by 40 CFR 261 or any applicable state law, has been properly described, classified and packaged, and is in proper condition for transportation according to applicable regulations; AND, if this waste is a treatment residue of a previously restricted hazardous waste subject to the Land Disposal Restrictions. I certify and warrant that the waste has been treated in accordance with the requirements of 40 CFR 268 and is no longer a hazardous waste as defined by 40 CFR 261.

Printed/Typed Name	Signature	Month	Day	Year

TRANSPORTER

24. **Transporter #1:** Acknowledgement of Receipt of Materials

Printed/Typed Name	Signature	Month	Day	Year

25. **Transporter #2:** Acknowledgement of Receipt of Materials

Printed/Typed Name	Signature	Month	Day	Year

T/S/D FACILITY

26. Discrepancy Indication Space

CMS LANDFILL 5185 MOREHEAD RD CONCORD, NC 28027 704-262-4371

27. **Facility Owner or Operator:** Certification of receipt of waste materials covered by this manifest (except as noted in Item 19)

Printed/Typed Name	Signature	Month	Day	Year
Kay	Kay	11	10	21

REV 04/19

GENERATOR'S COPY

COM000033
RS-F15

SITE BFI/CMS LANDFILL 704-782-2004
5105 MOREHEAD RD CONCORD, NC 28025

CUSTOMER 100170
STAT INC
PO BOX 1443
LENOIR, NC 28645

Contract:50102012078
Generator:Colonial Pipeline Company

SITE Y6	TICKET # 1767694	CELL	
WEIGHMASTER	Keyona C.		
DATE/TIME IN	10/7/20 1:17 pm	DATE/TIME OUT	10/7/20 1:45 pr
VEHICLE	stat138	CONTAINER	
REFERENCE	763622		
BILL OF LADING			

SCALE IN	GROSS WEIGHT	74,700	NET TONS	22.18
SCALE OUT	TARE WEIGHT	30,340	NET WEIGHT	44,360

INBOUND
INVOICE

QTY.	UNIT	DESCRIPTION	RATE	EXTENSION	TAX	TOTAL
0.00	YD	Tracking QTY				
22.18	tn	SW-CONT SOIL-ALT DAILY COVER Origin:MECKLENBURG 100%				



HARD HATS AND SAFETY VEST ARE REQUIRED WHEN EXITING YOUR VEHICLE

WHILE IN THE LANDFILL. IF YOU DO NOT HAVE THESE ITEMS YOU MAY BORROW

A SET FROM THE SCALE HOUSE. THANK YOU.

NET AMOUNT
TENDERED
CHANGE
CHECK#

The undersigned individual signing this document on behalf of Customer acknowledges that he or she has read and understands the terms and conditions on the reverse side and that he or she has the authority to sign this document on behalf of the customer.

RS-F042UPR (04/19)

SIGNATURE _____

REPUBLIC SERVICES

Please print or type. Stat BS

NON-HAZARDOUS WASTE MANIFEST

763622

1. Generator's US EPA ID Number	Manifest Document Number	2. Page 1 of
		Colonial Pipeline Company

GENERATOR

3. Generator's Name and Mailing Address	5. Generating Location (if different)
4. Phone ( )	6. Phone ( )

7. Transporter #1 Company Name	8. US EPA ID Number	9. Transporter #1's Phone

10. Transporter #2 Company Name	11. US EPA ID Number	12. Transporter #2's Phone

13. Designated T/S/D Facility Name and Site Address	14. US EPA ID Number	15. Facility's Phone
CMS Landfill 5185 Morehead Rd Concord, NC 28027		

16. Waste Shipping Name and Description	17. Republic Services Approval # and Exp. Date	18. Containers		19. Total Quantity	20. Unit Wt/Vol
		No.	Type		
a. contaminated soil	3010-20-12076 9/17/2021				T
b.				18	
c.					

21. Additional Descriptions for Materials Listed Above

22. Special Handling Instructions and Additional Information

SB: STAT 106178

23. **GENERATOR'S CERTIFICATION:** I hereby certify that the above named material is not a hazardous waste as defined by 40 CFR 261 or any applicable state law, has been properly described, classified and packaged, and is in proper condition for transportation according to applicable regulations; AND, if this waste is a treatment residue of a previously restricted hazardous waste subject to the Land Disposal Restrictions. I certify and warrant that the waste has been treated in accordance with the requirements of 40 CFR 268 and is no longer a hazardous waste as defined by 40 CFR 261.

Printed/Typed Name	Signature	Month	Day	Year

TRANSPORTER

24. **Transporter #1:** Acknowledgement of Receipt of Materials

Printed/Typed Name	Signature	Month	Day	Year

25. **Transporter #2:** Acknowledgement of Receipt of Materials

Printed/Typed Name	Signature	Month	Day	Year

T/S/D FACILITY

26. Discrepancy Indication Space

CMS LANDFILL 5185 MOREHEAD RD CONCORD, NC 28027 704-262-8271

27. **Facility Owner or Operator:** Certification of receipt of waste materials covered by this manifest (except as noted in Item 19)

Printed/Typed Name	Signature	Month	Day	Year
Kay	Kay	10	14	

SITE BFI/CMS LANDFILL 704-782-2004
5105 MOREHEAD RD CONCORD, NC 28025

CUSTOMER 100170
STAT INC
PO BOX 1443
LENOIR, NC 28645

Contract:50102012078
Generator:Colonial Pipeline Company

SITE Y6	TICKET # 1767700	CELL	
WEIGHMASTER	Keyona C.		
DATE/TIME IN	10/7/20 1:42 pm	DATE/TIME OUT	10/7/20 2:05 pr
VEHICLE	STAT159	CONTAINER	
REFERENCE	763621		
BILL OF LADING			

SCALE IN	GROSS WEIGHT	75,200	NET TONS 22.10	INBOUND
SCALE OUT	TARE WEIGHT	31,000	NET WEIGHT 44,200	INVOICE

QTY.	UNIT	DESCRIPTION	RATE	EXTENSION	TAX	TOTAL
0.00	YD	Tracking QTY				
22.10	tn	SW-CONT SOIL-ALT DAILY COVER Origin:MECKLENBURG 100%				



HARD HATS AND SAFETY VEST ARE REQUIRED WHEN EXITING YOUR VEHICLE

WHILE IN THE LANDFILL. IF YOU DO NOT HAVE THESE ITEMS YOU MAY BORROW

A SET FROM THE SCALE HOUSE. THANK YOU.

NET AMOUNT
TENDERED
CHANGE
CHECK#

The undersigned individual signing this document on behalf of Customer acknowledges that he or she has read and understands the terms and conditions on the reverse side and that he or she has the authority to sign this document on behalf of the customer.

RS-F042UPR (04/19)

SIGNATURE _____

REPUBLIC SERVICES

Please print or type.

NON-HAZARDOUS WASTE MANIFEST

763621

1. Generator's US EPA ID Number	Manifest Document Number	2. Page 1 of

GENERATOR

3. Generator's Name and Mailing Address	5. Generating Location (if different)
4. Phone ( )	6. Phone ( )

7. Transporter #1 Company Name	8. US EPA ID Number	9. Transporter #1's Phone
10. Transporter #2 Company Name	11. US EPA ID Number	12. Transporter #2's Phone
13. Designated T/S/D Facility Name and Site Address	14. US EPA ID Number	15. Facility's Phone

16. Waste Shipping Name and Description	17. Republic Services Approval # and Exp. Date	18. Containers		19. Total Quantity	20. Unit Wt/Vol
		No.	Type		
a.					
b.					
c.					

21. Additional Descriptions for Materials Listed Above

22. Special Handling Instructions and Additional Information

23. **GENERATOR'S CERTIFICATION:** I hereby certify that the above named material is not a hazardous waste as defined by 40 CFR 261 or any applicable state law, has been properly described, classified and packaged, and is in proper condition for transportation according to applicable regulations; AND, if this waste is a treatment residue of a previously restricted hazardous waste subject to the Land Disposal Restrictions. I certify and warrant that the waste has been treated in accordance with the requirements of 40 CFR 268 and is no longer a hazardous waste as defined by 40 CFR 261.

Printed/Typed Name	Signature	Month	Day	Year

TRANSPORTER

24. **Transporter #1:** Acknowledgement of Receipt of Materials

Printed/Typed Name	Signature	Month	Day	Year

25. **Transporter #2:** Acknowledgement of Receipt of Materials

Printed/Typed Name	Signature	Month	Day	Year

T/S/D FACILITY

26. Discrepancy Indication Space

27. **Facility Owner or Operator:** Certification of receipt of waste materials covered by this manifest (except as noted in Item 19)

Printed/Typed Name	Signature	Month	Day	Year

REV 04/19

TRANSPORTER #1

COM000033
RS-F15

SITE	BFI/CMS LANDFILL 704-782-2004 5105 MOREHEAD RD CONCORD, NC 28025
CUSTOMER	100170 STAT INC PO BOX 1443 LENOIR, NC 28645 Contract:50102012078 Generator:Colonial Pipeline Company

SITE	Y6	TICKET #	1767713
CELL			
WEIGHMASTER	Keyona C.		
DATE/TIME IN	10/7/20 2:23 pm	DATE/TIME OUT	10/7/20 2:23 pr
VEHICLE	stat161	CONTAINER	
REFERENCE	763620		
BILL OF LADING			

SCALE IN	GROSS WEIGHT	71,980	NET TONS	16.22
TARE OUT	TARE WEIGHT	39,540	NET WEIGHT	32,440

INBOUND
INVOICE

QTY.	UNIT	DESCRIPTION	RATE	EXTENSION	TAX	TOTAL
0.00	YD	Tracking QTY				
16.22	tn	SW-CONT SOIL-ALT DAILY COVER Origin:MECKLENBURG 100%				

THINK CHOOSE SAFETY LIVE It's the First Thing!

HARD HATS AND SAFETY VEST ARE REQUIRED WHEN EXITING YOUR VEHICLE

WHILE IN THE LANDFILL. IF YOU DO NOT HAVE THESE ITEMS YOU MAY BORROW

A SET FROM THE SCALE HOUSE. THANK YOU.

NET AMOUNT
TENDERED
CHANGE
CHECK#

The undersigned individual signing this document on behalf of Customer acknowledges that he or she has read and understands the terms and conditions on the reverse side and that he or she has the authority to sign this document on behalf of the customer.

RS-F042UPR (04/19)

SIGNATURE _____

REPUBLIC SERVICES

Please print or type.

NON-HAZARDOUS WASTE MANIFEST

763620

1. Generator's US EPA ID Number	Manifest Document Number	2. Page 1 of

GENERATOR

3. Generator's Name and Mailing Address	5. Generating Location (if different)
4. Phone ( )	6. Phone ( )

7. Transporter #1 Company Name	8. US EPA ID Number	9. Transporter #1's Phone
10. Transporter #2 Company Name	11. US EPA ID Number	12. Transporter #2's Phone
13. Designated T/S/D Facility Name and Site Address	14. US EPA ID Number	15. Facility's Phone

16. Waste Shipping Name and Description	17. Republic Services Approval # and Exp. Date	18. Containers No.	18. Containers Type	19. Total Quantity	20. Unit Wt/Vol
a.					
b.					
c.					

21. Additional Descriptions for Materials Listed Above

22. Special Handling Instructions and Additional Information

23. **GENERATOR'S CERTIFICATION:** I hereby certify that the above named material is not a hazardous waste as defined by 40 CFR 261 or any applicable state law, has been properly described, classified and packaged, and is in proper condition for transportation according to applicable regulations; AND, if this waste is a treatment residue of a previously restricted hazardous waste subject to the Land Disposal Restrictions. I certify and warrant that the waste has been treated in accordance with the requirements of 40 CFR 268 and is no longer a hazardous waste as defined by 40 CFR 261.

Printed/Typed Name	Signature	Month	Day	Year

TRANSPORTER

24. **Transporter #1:** Acknowledgement of Receipt of Materials

Printed/Typed Name	Signature	Month	Day	Year

25. **Transporter #2:** Acknowledgement of Receipt of Materials

Printed/Typed Name	Signature	Month	Day	Year

T/S/D FACILITY

26. Discrepancy Indication Space

27. **Facility Owner or Operator:** Certification of receipt of waste materials covered by this manifest (except as noted in Item 19)

Printed/Typed Name	Signature	Month	Day	Year

REV 04/19

GENERATOR'S COPY

COM000033
RS-F15

SITE

BFI/CMS LANDFILL 704-782-2004
5105 MOREHEAD RD CONCORD, NC 28025

CUSTOMER

100170
STAT INC
PO BOX 1443
LENOIR, NC 28645

Contract:50102012078
Generator:Colonial Pipeline Company

SITE	TICKET #	CELL
Y6	1767739	

WEIGHMASTER: IN - Keyona C. OUT - Aly G.

DATE/TIME IN	DATE/TIME OUT
10/7/20 2:54 pm	10/7/20 3:18 pm

VEHICLE	CONTAINER
stat163	

REFERENCE: 763619

BILL OF LADING:

SCALE IN	GROSS WEIGHT	73,000	NET TONS	21.29	INBOUND
SCALE OUT	TARE WEIGHT	30,420	NET WEIGHT	42,580	INVOICE

QTY.	UNIT	DESCRIPTION	RATE	EXTENSION	TAX	TOTAL
0.00	YD	Tracking QTY				
21.29	tn	SW-CONT SOIL-ALT DAILY Origin:MECKLENBURG 100% COVER				

THINK CHOOSE SAFETY LIVE It's the Right Thing!

HARD HATS AND SAFETY VEST ARE REQUIRED WHEN EXITING YOUR VEHICLE

WHILE IN THE LANDFILL. IF YOU DO NOT HAVE THESE ITEMS YOU MAY BORROW

A SET FROM THE SCALE HOUSE. THANK YOU.

NET AMOUNT
TENDERED
CHANGE
CHECK#

The undersigned individual signing this document on behalf of Customer acknowledges that he or she has read and understands the terms and conditions on the reverse side and that he or she has the authority to sign this document on behalf of the customer.

RS-F042UPR (04/19)

SIGNATURE _____

REPUBLIC SERVICES

Please print or type.

NON-HAZARDOUS WASTE MANIFEST

763619

GENERATOR

1. Generator's US EPA ID Number	Manifest Document Number	2. Page 1 of

3. Generator's Name and Mailing Address

4. Phone ( )

5. Generating Location (if different)

6. Phone ( )

7. Transporter #1 Company Name	8. US EPA ID Number	9. Transporter #1's Phone
10. Transporter #2 Company Name	11. US EPA ID Number	12. Transporter #2's Phone
13. Designated T/S/D Facility Name and Site Address	14. US EPA ID Number	15. Facility's Phone
CMS Landfill 5105 Morehead Rd Concord, NC 28027		704-262-0371

16. Waste Shipping Name and Description	17. Republic Services Approval # and Exp. Date	18. Containers No.	18. Containers Type	19. Total Quantity	20. Unit Wt/Vol
a. contaminated soil	5010-20-12078 9/17/2021				
b.				21	EA
c.				42	GO

21. Additional Descriptions for Materials Listed Above

22. Special Handling Instructions and Additional Information

Bill: STAT 100178

23. **GENERATOR'S CERTIFICATION:** I hereby certify that the above named material is not a hazardous waste as defined by 40 CFR 261 or any applicable state law, has been properly described, classified and packaged, and is in proper condition for transportation according to applicable regulations; AND, if this waste is a treatment residue of a previously restricted hazardous waste subject to the Land Disposal Restrictions. I certify and warrant that the waste has been treated in accordance with the requirements of 40 CFR 268 and is no longer a hazardous waste as defined by 40 CFR 261.

Printed/Typed Name	Signature	Month	Day	Year

TRANSPORTER

24. **Transporter #1:** Acknowledgement of Receipt of Materials

Printed/Typed Name	Signature	Month	Day	Year

25. **Transporter #2:** Acknowledgement of Receipt of Materials

Printed/Typed Name	Signature	Month	Day	Year

T/S/D FACILITY

26. Discrepancy Indication Space

CMS LANDFILL 5105 MOREHEAD RD CONCORD, NC 28027 704-262-0371

27. **Facility Owner or Operator:** Certification of receipt of waste materials covered by this manifest (except as noted in Item 19)

Printed/Typed Name	Signature	Month	Day	Year
Kay	Kay	11	17	20

GENERATOR'S COPY

SITE BFI/CMS LANDFILL 704-782-2004
5105 MOREHEAD RD CONCORD, NC 28025

CUSTOMER 100170
STAT INC
PO BOX 1443
LENOIR, NC 28645

Contract:50102012078
Generator:Colonial Pipeline Company

SITE Y6	**TICKET #** 1767769	**CELL**	
WEIGHMASTER	Aly G.		
DATE/TIME IN	10/7/20 4:09 pm	**DATE/TIME OUT**	10/7/20 4:29 pm
VEHICLE	stat162	**CONTAINER**	
REFERENCE	763618		
BILL OF LADING			

SCALE IN GROSS WEIGHT 74,440 NET TONS 21.87
SCALE OUT TARE WEIGHT 30,700 NET WEIGHT 43,740

INBOUND
INVOICE

QTY.	UNIT	DESCRIPTION	RATE	EXTENSION	TAX	TOTAL
0.00	YD	Tracking QTY				
21.87	tn	SW-CONT SOIL-ALT DAILY COVER Origin:MECKLENBURG 100%				

HARD HATS AND SAFETY VEST ARE REQUIRED WHEN EXITING YOUR VEHICLE

WHILE IN THE LANDFILL. IF YOU DO NOT HAVE THESE ITEMS YOU MAY BORROW

A SET FROM THE SCALE HOUSE. THANK YOU.

NET AMOUNT
TENDERED
CHANGE
CHECK#

The undersigned individual signing this document on behalf of Customer acknowledges that he or she has read and understands the terms and conditions on the reverse side and that he or she has the authority to sign this document on behalf of the customer.

RS-F042UPR (07/12)

SIGNATURE _____

REPUBLIC SERVICES

Please print or type.

NON-HAZARDOUS WASTE MANIFEST

763618

1. Generator's US EPA ID Number	Manifest Document Number	2. Page 1 of	Colonial Pipeline Company

GENERATOR

3. Generator's Name and Mailing Address	5. Generating Location (if different)
[illegible]	14106 Huntersville-Concord Rd. Pew Creek, NC 28078
4. Phone ( )	6. Phone ( )

7. Transporter #1 Company Name	8. US EPA ID Number	9. Transporter #1's Phone
[illegible]		[illegible]
10. Transporter #2 Company Name	**11. US EPA ID Number**	**12. Transporter #2's Phone**
13. Designated T/S/D Facility Name and Site Address	**14. US EPA ID Number**	**15. Facility's Phone**
CMS Landfill 5105 Morehead Rd Concord, NC 28027		704-282-6371

16. Waste Shipping Name and Description	17. Republic Services Approval # and Exp. Date	18. Containers No.	18. Containers Type	19. Total Quantity	20. Unit Wt/Vol
a. contaminated soil	5010-20-12078	9/17/2021	15T	[illegible]	T
b.				2181	
c.				41240	

21. Additional Descriptions for Materials Listed Above

[illegible] 162 NL 1004

22. Special Handling Instructions and Additional Information

Bill: STAT 100170

23. **GENERATOR'S CERTIFICATION:** I hereby certify that the above named material is not a hazardous waste as defined by 40 CFR 261 or any applicable state law, has been properly described, classified and packaged, and is in proper condition for transportation according to applicable regulations; AND, if this waste is a treatment residue of a previously restricted hazardous waste subject to the Land Disposal Restrictions. I certify and warrant that the waste has been treated in accordance with the requirements of 40 CFR 268 and is no longer a hazardous waste as defined by 40 CFR 261.

Printed/Typed Name	Signature	Month	Day	Year
[illegible]	[illegible]	10	7	20

TRANSPORTER

24. **Transporter #1:** Acknowledgement of Receipt of Materials

Printed/Typed Name	Signature	Month	Day	Year
[illegible]	[illegible]	10	7	20

25. **Transporter #2:** Acknowledgement of Receipt of Materials

Printed/Typed Name	Signature	Month	Day	Year

T/S/D FACILITY

26. Discrepancy Indication Space

CMS LANDFILL 5105 MOREHEAD RD CONCORD, NC 28027 704-282-6371

27. **Facility Owner or Operator:** Certification of receipt of waste materials covered by this manifest (except as noted in Item 19)

Printed/Typed Name	Signature	Month	Day	Year
ALY	ALY			

REV 04/19

GENERATOR'S COPY

COM000033

RS-F15

REPUBLIC SERVICES

Please print or type.

NON-HAZARDOUS WASTE MANIFEST

763617

1. Generator's US EPA ID Number	Manifest Document Number	2. Page 1 of

GENERATOR

3. Generator's Name and Mailing Address	5. Generating Location (if different)
4. Phone ( )	6. Phone ( )

7. Transporter #1 Company Name	8. US EPA ID Number	9. Transporter #1's Phone
10. Transporter #2 Company Name	11. US EPA ID Number	12. Transporter #2's Phone
13. Designated T/S/D Facility Name and Site Address	14. US EPA ID Number	15. Facility's Phone

16. Waste Shipping Name and Description	17. Republic Services Approval # and Exp. Date	18. Containers No.	18. Containers Type	19. Total Quantity	20. Unit Wt/Vol
a.					
b.					
c.					

21. Additional Descriptions for Materials Listed Above

22. Special Handling Instructions and Additional Information

23. **GENERATOR'S CERTIFICATION:** I hereby certify that the above named material is not a hazardous waste as defined by 40 CFR 261 or any applicable state law, has been properly described, classified and packaged, and is in proper condition for transportation according to applicable regulations; AND, if this waste is a treatment residue of a previously restricted hazardous waste subject to the Land Disposal Restrictions. I certify and warrant that the waste has been treated in accordance with the requirements of 40 CFR 268 and is no longer a hazardous waste as defined by 40 CFR 261.

Printed/Typed Name	Signature	Month	Day	Year

TRANSPORTER

24. **Transporter #1:** Acknowledgement of Receipt of Materials

Printed/Typed Name	Signature	Month	Day	Year

25. **Transporter #2:** Acknowledgement of Receipt of Materials

Printed/Typed Name	Signature	Month	Day	Year

T/S/D FACILITY

26. Discrepancy Indication Space

27. **Facility Owner or Operator:** Certification of receipt of waste materials covered by this manifest (except as noted in Item 19)

Printed/Typed Name	Signature	Month	Day	Year

REV 04/19

TRANSPORTER #2

COM000033
RS-F15

SITE BFI/CMS LANDFILL 704-782-2004
5105 MOREHEAD RD CONCORD, NC 28025

CUSTOMER 100170
STAT INC
PO BOX 1443
LENOIR, NC 28645

Contract:50102012078
Generator:Colonial Pipeline Company

SITE Y6	TICKET # 1767744	CELL	
WEIGHMASTER	Aly G.		
DATE/TIME IN	10/7/20 3:25 pm	DATE/TIME OUT	10/7/20 3:25 pr
VEHICLE	dt84	CONTAINER	
REFERENCE	763617		
BILL OF LADING			

SCALE IN GROSS WEIGHT 68,200 NET TONS 20.60
TARE OUT TARE WEIGHT 27,000 NET WEIGHT 41,200

INBOUND
INVOICE

QTY.	UNIT	DESCRIPTION	RATE	EXTENSION	TAX	TOTAL
0.00	YD	Tracking QTY				
20.60	tn	SW-CONT SOIL-ALT DAILY Origin:MECKLENBURG 100% COVER				

HARD HATS AND SAFETY VEST ARE REQUIRED WHEN EXITING YOUR VEHICLE

WHILE IN THE LANDFILL. IF YOU DO NOT HAVE THESE ITEMS YOU MAY BORROW

A SET FROM THE SCALE HOUSE. THANK YOU.

NET AMOUNT
TENDERED
CHANGE
CHECK#

The undersigned individual signing this document on behalf of Customer acknowledges that he or she has read and understands the terms and conditions on the reverse side and that he or she has the authority to sign this document on behalf of the customer.

RS-F042UPR (04/19)

SIGNATURE _____

SITE BFI/CMS LANDFILL 704-782-2004
5105 MOREHEAD RD CONCORD, NC 28025

CUSTOMER 100170
STAT INC
PO BOX 1443
LENOIR, NC 28645

Contract:50102012078
Generator:Colonial Pipeline Company

SITE Y6	**TICKET #** 1767877	**CELL**	
WEIGHMASTER	Keyona C.		
DATE/TIME IN	10/8/20 8:22 am	**DATE/TIME OUT**	10/8/20 9:28 ar
VEHICLE	stat140	**CONTAINER**	
REFERENCE	763616		
BILL OF LADING			

SCALE IN	GROSS WEIGHT	75,100	NET TONS	23.31
SCALE OUT	TARE WEIGHT	28,480	NET WEIGHT	46,620

INBOUND
INVOICE

QTY.	UNIT	DESCRIPTION	RATE	EXTENSION	TAX	TOTAL
0.00	YD	Tracking QTY				
23.31	tn	SW-CONT SOIL-ALT DAILY COVER Origin:MECKLENBURG 100%				

HARD HATS AND SAFETY VEST ARE REQUIRED WHEN EXITING YOUR VEHICLE

WHILE IN THE LANDFILL. IF YOU DO NOT HAVE THESE ITEMS YOU MAY BORROW

A SET FROM THE SCALE HOUSE. THANK YOU.

NET AMOUNT

TENDERED

CHANGE

CHECK#

The undersigned individual signing this document on behalf of Customer acknowledges that he or she has read and understands the terms and conditions on the reverse side and that he or she has the authority to sign this document on behalf of the customer.

RS-F042UPR (07/12)

SIGNATURE _____

REPUBLIC SERVICES

Please print or type.

NON-HAZARDOUS WASTE MANIFEST

763616

GENERATOR

1. Generator's US EPA ID Number	Manifest Document Number	2. Page 1 of

3. Generator's Name and Mailing Address

4. Phone ( )

5. Generating Location (if different)

Colonial Pipeline Company
14700 Huntersville-Concord Rd.
Paw Creek, NC 28078

6. Phone ( )

7. Transporter #1 Company Name	8. US EPA ID Number	9. Transporter #1's Phone
10. Transporter #2 Company Name	11. US EPA ID Number	12. Transporter #2's Phone
13. Designated T/S/D Facility Name and Site Address CMS Landfill 5105 Morehead Rd Concord, NC 28027	14. US EPA ID Number	15. Facility's Phone 704-262-6371

16. Waste Shipping Name and Description	17. Republic Services Approval # and Exp. Date	18. Containers		19. Total Quantity	20. Unit Wt/Vol
		No.	Type		
a. contaminated soil	3010-20-12078 9/17/2021				T
b.					
c.					

21. Additional Descriptions for Materials Listed Above

22. Special Handling Instructions and Additional Information

SIC: STAT 100170

23. **GENERATOR'S CERTIFICATION:** I hereby certify that the above named material is not a hazardous waste as defined by 40 CFR 261 or any applicable state law, has been properly described, classified and packaged, and is in proper condition for transportation according to applicable regulations; AND, if this waste is a treatment residue of a previously restricted hazardous waste subject to the Land Disposal Restrictions. I certify and warrant that the waste has been treated in accordance with the requirements of 40 CFR 268 and is no longer a hazardous waste as defined by 40 CFR 261.

Printed/Typed Name	Signature	Month	Day	Year

TRANSPORTER

24. **Transporter #1:** Acknowledgement of Receipt of Materials

Printed/Typed Name	Signature	Month	Day	Year

25. **Transporter #2:** Acknowledgement of Receipt of Materials

Printed/Typed Name	Signature	Month	Day	Year

T/S/D FACILITY

26. Discrepancy Indication Space

CMS LANDFILL 5105 MOREHEAD RD CONCORD, NC 28027 704-262-6371

27. **Facility Owner or Operator:** Certification of receipt of waste materials covered by this manifest (except as noted in Item 19)

Printed/Typed Name	Signature	Month	Day	Year
Kay	Kay			

REV 04/19

GENERATOR'S COPY

COM000033
RS-F15

SITE BFI/CMS LANDFILL 704-782-2004
5105 MOREHEAD RD CONCORD, NC 28025

CUSTOMER 100170
STAT INC
PO BOX 1443
LENOIR, NC 28645

Contract:50102012078
Generator:Colonial Pipeline Company

SITE Y6	**TICKET #** 1767771	**CELL**	
WEIGHMASTER	Aly G.		
DATE/TIME IN	10/7/20 4:42 pm	**DATE/TIME OUT**	10/7/20 4:42 pr
VEHICLE	dt83	**CONTAINER**	
REFERENCE	763615		
BILL OF LADING			

SCALE IN	GROSS WEIGHT	66,100	NET TONS 19.60	INBOUND
TARE OUT	TARE WEIGHT	26,900	NET WEIGHT 39,200	INVOICE

QTY.	UNIT	DESCRIPTION	RATE	EXTENSION	TAX	TOTAL
0.00	YD	Tracking QTY				
19.60	tn	SW-CONT SOIL-ALT DAILY COVER Origin:MECKLENBURG 100%				

HARD HATS AND SAFETY VEST ARE REQUIRED WHEN EXITING YOUR VEHICLE

WHILE IN THE LANDFILL. IF YOU DO NOT HAVE THESE ITEMS YOU MAY BORROW

A SET FROM THE SCALE HOUSE. THANK YOU.

NET AMOUNT
TENDERED
CHANGE
CHECK#

The undersigned individual signing this document on behalf of Customer acknowledges that he or she has read and understands the terms and conditions on the reverse side and that he or she has the authority to sign this document on behalf of the customer.

RS-F042UPR (07/12)

SIGNATURE _____

REPUBLIC SERVICES

Please print or type.

NON-HAZARDOUS WASTE MANIFEST

763615

1. Generator's US EPA ID Number	Manifest Document Number	2. Page 1 of	
			Colonial Pipeline Company 767771

GENERATOR

3. Generator's Name and Mailing Address	5. Generating Location (if different)
724 Kingstead Ave PO Box 4387 Charlotte NC 28214 Paw Creek NC 28213	14108 Huntersville-Concord Rd. Paw Creek, NC 28078
4. Phone (704) 399-5659	6. Phone ( )

7. Transporter #1 Company Name	8. US EPA ID Number	9. Transporter #1's Phone
STAT		888-446-5605
10. Transporter #2 Company Name	**11. US EPA ID Number**	**12. Transporter #2's Phone**
13. Designated T/S/D Facility Name and Site Address	**14. US EPA ID Number**	**15. Facility's Phone**
CMS Landfill 5105 Morehead Rd Concord, NC 28027		704-262-6371

16. Waste Shipping Name and Description	17. Republic Services Approval # and Exp. Date	18. Containers No.	18. Containers Type	19. Total Quantity	20. Unit Wt/Vol
a. contaminated soil	5010-20-12078 9/17/2021		1J		T
b.				19	60
c.				39	200

21. Additional Descriptions for Materials Listed Above

Load #12 TIME

22. Special Handling Instructions and Additional Information

Bill: STAT 100170

23. **GENERATOR'S CERTIFICATION:** I hereby certify that the above named material is not a hazardous waste as defined by 40 CFR 261 or any applicable state law, has been properly described, classified and packaged, and is in proper condition for transportation according to applicable regulations; AND, if this waste is a treatment residue of a previously restricted hazardous waste subject to the Land Disposal Restrictions. I certify and warrant that the waste has been treated in accordance with the requirements of 40 CFR 268 and is no longer a hazardous waste as defined by 40 CFR 261.

Printed/Typed Name	Signature	Month	Day	Year
Chad Sparks for CPL	[signature]			

TRANSPORTER

24. **Transporter #1:** Acknowledgement of Receipt of Materials

Printed/Typed Name	Signature	Month	Day	Year
Darren Sides	[signature]	10	07	20

25. **Transporter #2:** Acknowledgement of Receipt of Materials

Printed/Typed Name	Signature	Month	Day	Year

T/S/D FACILITY

26. Discrepancy Indication Space

CMS LANDFILL 5105 MOREHEAD RD CONCORD, NC 28027 704-262-6371

27. **Facility Owner or Operator:** Certification of receipt of waste materials covered by this manifest (except as noted in Item 19)

Printed/Typed Name	Signature	Month	Day	Year
Aly	Aly	10	7	20

SITE

BFI/CMS LANDFILL 704-782-2004
5105 MOREHEAD RD CONCORD, NC 28025

CUSTOMER

100170
STAT INC
PO BOX 1443
LENOIR, NC 28645

Contract:50102012078
Generator:Colonial Pipeline Company

SITE	TICKET #	CELL
Y6	1767773	

WEIGHMASTER Aly G.

DATE/TIME IN	DATE/TIME OUT
10/7/20 4:50 pm	10/7/20 4:50 pm

VEHICLE	CONTAINER
STAT80	

REFERENCE 763614

BILL OF LADING

SCALE IN GROSS WEIGHT 69,520 NET TONS 20.55 INBOUND
TARE OUT TARE WEIGHT 28,420 NET WEIGHT 41,100 INVOICE

QTY.	UNIT	DESCRIPTION	RATE	EXTENSION	TAX	TOTAL
0.00	YD	Tracking QTY				
20.55	tn	SW-CONT SOIL-ALT DAILY Origin:MECKLENBURG 100% COVER				

SAFETY DIVE

HARD HATS AND SAFETY VEST ARE REQUIRED WHEN EXITING YOUR VEHICLE

WHILE IN THE LANDFILL. IF YOU DO NOT HAVE THESE ITEMS YOU MAY BORROW

A SET FROM THE SCALE HOUSE. THANK YOU.

NET AMOUNT

TENDERED

CHANGE

CHECK#

The undersigned individual signing this document on behalf of Customer acknowledges that he or she has read and understands the terms and conditions on the reverse side and that he or she has the authority to sign this document on behalf of the customer.

RS-F042UPR (07/12)

SIGNATURE _____

REPUBLIC SERVICES

Please print or type.

NON-HAZARDOUS WASTE MANIFEST

763614

1. Generator's US EPA ID Number	Manifest Document Number	2. Page 1 of	
			Colonial Pipeline Company 1767773

GENERATOR

3. Generator's Name and Mailing Address	5. Generating Location (if different)
CPC ~~7524 Kenstead Cir~~ ~~Charlotte NC 28214~~ Parbox 87 Paw Creek NC 28213	14166 Huntersville-Concord Rd. Paw Creek, NC 28078
4. Phone (704) 399-5259	6. Phone ( )

7. Transporter #1 Company Name	8. US EPA ID Number	9. Transporter #1's Phone
STAT, INC		828-446-5565
10. Transporter #2 Company Name	11. US EPA ID Number	12. Transporter #2's Phone
13. Designated T/S/D Facility Name and Site Address	14. US EPA ID Number	15. Facility's Phone
CMS Landfill 5105 Morehead Rd Concord, NC 28027		704-262-6371

16. Waste Shipping Name and Description	17. Republic Services Approval # and Exp. Date	18. Containers No.	18. Containers Type	19. Total Quantity	20. Unit Wt/Vol
a. contaminated soil	5010-20-12078 0/17/2021		DT		T
b.				20	55
c.				41	100

21. Additional Descriptions for Materials Listed Above

Load # 13

22. Special Handling Instructions and Additional Information

Bill: STAT 100178

23. **GENERATOR'S CERTIFICATION:** I hereby certify that the above named material is not a hazardous waste as defined by 40 CFR 261 or any applicable state law, has been properly described, classified and packaged, and is in proper condition for transportation according to applicable regulations; AND, if this waste is a treatment residue of a previously restricted hazardous waste subject to the Land Disposal Restrictions. I certify and warrant that the waste has been treated in accordance with the requirements of 40 CFR 268 and is no longer a hazardous waste as defined by 40 CFR 261.

Printed/Typed Name	Signature	Month	Day	Year
Chad Sparks per CPC	[signature]			

TRANSPORTER

24. **Transporter #1:** Acknowledgement of Receipt of Materials

Printed/Typed Name	Signature	Month	Day	Year
[illegible]	[signature]			

25. **Transporter #2:** Acknowledgement of Receipt of Materials

Printed/Typed Name	Signature	Month	Day	Year

T/S/D FACILITY

26. Discrepancy Indication Space

CMS LANDFILL 5105 MOREHEAD RD CONCORD, NC 28027 704-262-6371

27. **Facility Owner or Operator:** Certification of receipt of waste materials covered by this manifest (except as noted in Item 19)

Printed/Typed Name	Signature	Month	Day	Year
Aly	Aly	10	7	20

REV 04/19

GENERATOR'S COPY

COM000033

RS-F15

SITE BFI/CMS LANDFILL 704-782-2004
5105 MOREHEAD RD CONCORD, NC 28025

CUSTOMER 100170
STAT INC
PO BOX 1443
LENOIR, NC 28645

Contract:50102012078
Generator:Colonial Pipeline Company

SITE Y6	**TICKET #** 1767865	**CELL**	
WEIGHMASTER	Keyona C.		
DATE/TIME IN	10/8/20 9:00 am	**DATE/TIME OUT**	10/8/20 9:00 ar
VEHICLE	STAT131	**CONTAINER**	
REFERENCE	763612		
BILL OF LADING			

SCALE IN	GROSS WEIGHT	75,740	NET TONS	23.02
TARE OUT	TARE WEIGHT	29,700	NET WEIGHT	46,040

INBOUND
INVOICE

QTY.	UNIT	DESCRIPTION	RATE	EXTENSION	TAX	TOTAL
0.00	YD	Tracking QTY				
23.02	tn	SW-CONT SOIL-ALT DAILY COVER Origin:MECKLENBURG 100%				

HARD HATS AND SAFETY VEST ARE REQUIRED WHEN EXITING YOUR VEHICLE

WHILE IN THE LANDFILL. IF YOU DO NOT HAVE THESE ITEMS YOU MAY BORROW

A SET FROM THE SCALE HOUSE. THANK YOU.

NET AMOUNT
TENDERED
CHANGE
CHECK#

The undersigned individual signing this document on behalf of Customer acknowledges that he or she has read and understands the terms and conditions on the reverse side and that he or she has the authority to sign this document on behalf of the customer.

RS-F042UPR (07/12)

SIGNATURE _____

REPUBLIC SERVICES

Please print or type.

NON-HAZARDOUS WASTE MANIFEST

763612

GENERATOR

1. Generator's US EPA ID Number	Manifest Document Number	2. Page 1 of

3. Generator's Name and Mailing Address
~~CPL 7529 Kinsdale Ct Huntersville NC 28078~~ PO Box 87 Paw Creek NC 28213
4. Phone (704) 399-5259

5. Generating Location (if different)
Colonial Pipeline Company
14108 Huntersville-Concord Rd.
Paw Creek, NC 28078
6. Phone ( )

7. Transporter #1 Company Name	8. US EPA ID Number	9. Transporter #1's Phone
STAT, INC		800-446-5565
10. Transporter #2 Company Name	11. US EPA ID Number	12. Transporter #2's Phone
13. Designated T/S/D Facility Name and Site Address	14. US EPA ID Number	15. Facility's Phone
CMS Landfill 6105 Morehead Rd Concord, NC 28027		704-262-6571

16. Waste Shipping Name and Description	17. Republic Services Approval # and Exp. Date	18. Containers No.	18. Containers Type	19. Total Quantity	20. Unit Wt/Vol
a. contaminated soil	5010-20-12078 9/17/2021		TST		T
b.				8.4 CB	
c.				41040	

21. Additional Descriptions for Materials Listed Above
Load #15 TIME

22. Special Handling Instructions and Additional Information
Bill: STAT 106170

23. **GENERATOR'S CERTIFICATION:** I hereby certify that the above named material is not a hazardous waste as defined by 40 CFR 261 or any applicable state law, has been properly described, classified and packaged, and is in proper condition for transportation according to applicable regulations; AND, if this waste is a treatment residue of a previously restricted hazardous waste subject to the Land Disposal Restrictions. I certify and warrant that the waste has been treated in accordance with the requirements of 40 CFR 268 and is no longer a hazardous waste as defined by 40 CFR 261.

Printed/Typed Name	Signature	Month	Day	Year
Chad Starks for CPL		10	4	20

TRANSPORTER

24. **Transporter #1:** Acknowledgement of Receipt of Materials

Printed/Typed Name	Signature	Month	Day	Year
Cory Combs	Cory Combs	10	5	20

25. **Transporter #2:** Acknowledgement of Receipt of Materials

Printed/Typed Name	Signature	Month	Day	Year

T/S/D FACILITY

26. Discrepancy Indication Space
CMS LANDFILL 6105 MOREHEAD RD CONCORD, NC 28027 704-262-6571

27. **Facility Owner or Operator:** Certification of receipt of waste materials covered by this manifest (except as noted in Item 19)

Printed/Typed Name	Signature	Month	Day	Year
Kay	Kay	10	5	20

GENERATOR'S COPY

COM000033
RS-F15

REV 04/19

SITE BFI/CMS LANDFILL 704-782-2004
5105 MOREHEAD RD CONCORD, NC 28025

CUSTOMER 100170
STAT INC
PO BOX 1443
LENOIR, NC 28645

Contract:50102012078
Generator:Colonial Pipeline Company

SITE Y6	TICKET # 1767867	CELL	
WEIGHMASTER	Keyona C.		
DATE/TIME IN	10/8/20 9:09 am	DATE/TIME OUT	10/8/20 9:09 ar
VEHICLE	stat138	CONTAINER	
REFERENCE	763611		
BILL OF LADING			

SCALE IN GROSS WEIGHT 77,020 NET TONS 23.34
TARE OUT TARE WEIGHT 30,340 NET WEIGHT 46,680

INBOUND
INVOICE

QTY.	UNIT	DESCRIPTION	RATE	EXTENSION	TAX	TOTAL
0.00	YD	Tracking QTY				
23.34	tn	SW-CONT SOIL-ALT DAILY COVER Origin:MECKLENBURG 100%				

HARD HATS AND SAFETY VEST ARE REQUIRED WHEN EXITING YOUR VEHICLE

WHILE IN THE LANDFILL. IF YOU DO NOT HAVE THESE ITEMS YOU MAY BORROW

A SET FROM THE SCALE HOUSE. THANK YOU.

NET AMOUNT
TENDERED
CHANGE
CHECK#

The undersigned individual signing this document on behalf of Customer acknowledges that he or she has read and understands the terms and conditions on the reverse side and that he or she has the authority to sign this document on behalf of the customer.

RS-F042UPR (07/12)

SIGNATURE _____

REPUBLIC SERVICES

Please print or type.

NON-HAZARDOUS WASTE MANIFEST

763611

1. Generator's US EPA ID Number	Manifest Document Number	2. Page 1 of	17678607

GENERATOR

3. Generator's Name and Mailing Address	5. Generating Location (if different)
CPL ~~7524 Kenstead Cir (Charlotte NC 28214)~~ Po Box 87 Paw Creek NC 28213	Colonial Pipeline Company 14108 Huntersville-Concord Rd. Paw Creek, NC 28078
4. Phone (704) 399 5259	6. Phone ( )

7. Transporter #1 Company Name	8. US EPA ID Number	9. Transporter #1's Phone
STAT, INC		828-446-5565
10. Transporter #2 Company Name	**11. US EPA ID Number**	**12. Transporter #2's Phone**
13. Designated T/S/D Facility Name and Site Address	**14. US EPA ID Number**	**15. Facility's Phone**
CMS Landfill 5105 Morehead Rd Concord, NC 28027		704-262-6371

16. Waste Shipping Name and Description	17. Republic Services Approval # and Exp. Date	18. Containers No.	18. Containers Type	19. Total Quantity	20. Unit Wt/Vol
a. contaminated soil	5010-20-12078 9/17/2021		DT		T
b.				2334	
c.				46680	

21. Additional Descriptions for Materials Listed Above

Load#16 Time

22. Special Handling Instructions and Additional Information

Bill: STAT 100170

23. **GENERATOR'S CERTIFICATION:** I hereby certify that the above named material is not a hazardous waste as defined by 40 CFR 261 or any applicable state law, has been properly described, classified and packaged, and is in proper condition for transportation according to applicable regulations; AND, if this waste is a treatment residue of a previously restricted hazardous waste subject to the Land Disposal Restrictions. I certify and warrant that the waste has been treated in accordance with the requirements of 40 CFR 268 and is no longer a hazardous waste as defined by 40 CFR 261.

Printed/Typed Name	Signature	Month	Day	Year
Chad Sparks Per CPL	[signature]			

TRANSPORTER

24. **Transporter #1:** Acknowledgement of Receipt of Materials

Printed/Typed Name	Signature	Month	Day	Year
Cody Ward	Cody Ward	[illegible]	[illegible]	[illegible]

25. **Transporter #2:** Acknowledgement of Receipt of Materials

Printed/Typed Name	Signature	Month	Day	Year

T/S/D FACILITY

26. Discrepancy Indication Space

CMS LANDFILL 5105 MOREHEAD RD CONCORD, NC 28027 704-262-6371

27. **Facility Owner or Operator:** Certification of receipt of waste materials covered by this manifest (except as noted in Item 19)

Printed/Typed Name	Signature	Month	Day	Year
Kay	Kay	10	8	20

TRANSPORTER #2

COM000033

RS-F15

SITE BFI/CMS LANDFILL 704-782-2004
5105 MOREHEAD RD CONCORD, NC 28025

CUSTOMER 100170
STAT INC
PO BOX 1443
LENOIR, NC 28645

Contract:50102012078
Generator:Colonial Pipeline Company

SITE Y6	TICKET # 1767910	CELL	
WEIGHMASTER	Keyona C.		
DATE/TIME IN	10/8/20 10:23 am	DATE/TIME OUT	10/8/20 10:23 ar
VEHICLE	STAT159	CONTAINER	
REFERENCE	763610		
BILL OF LADING			

SCALE IN GROSS WEIGHT 77,140 NET TONS 23.07
TARE OUT TARE WEIGHT 31,000 NET WEIGHT 46,140

INBOUND
INVOICE

QTY.	UNIT	DESCRIPTION	RATE	EXTENSION	TAX	TOTAL
0.00	YD	Tracking QTY				
23.07	tn	SW-CONT SOIL-ALT DAILY COVER Origin:MECKLENBURG 100%				

HARD HATS AND SAFETY VEST ARE REQUIRED WHEN EXITING YOUR VEHICLE

WHILE IN THE LANDFILL. IF YOU DO NOT HAVE THESE ITEMS YOU MAY BORROW

A SET FROM THE SCALE HOUSE. THANK YOU.

NET AMOUNT
TENDERED
CHANGE
CHECK#

The undersigned individual signing this document on behalf of Customer acknowledges that he or she has read and understands the terms and conditions on the reverse side and that he or she has the authority to sign this document on behalf of the customer.

RS-F042UPR (07/12)

SIGNATURE _____

REPUBLIC SERVICES

Please print or type.

NON-HAZARDOUS WASTE MANIFEST

763610

1. Generator's US EPA ID Number	Manifest Document Number	2. Page 1 of	
			1 of 1

GENERATOR

3. Generator's Name and Mailing Address	5. Generating Location (if different)
CPC PO Box 87 ~~7524 Kirstead Cir~~ Paw Creek NC 28213 ~~Charlotte NC 28214~~	Colonial Pipeline Company 14108 Huntersville-Concord Rd. Paw Creek, NC 28078
4. Phone ( )	6. Phone ( )

7. Transporter #1 Company Name	8. US EPA ID Number	9. Transporter #1's Phone
STAT, INC		888-446-5065
10. Transporter #2 Company Name	**11. US EPA ID Number**	**12. Transporter #2's Phone**
13. Designated T/S/D Facility Name and Site Address	**14. US EPA ID Number**	**15. Facility's Phone**
CMS Landfill 5105 Morehead Rd Concord, NC 28027		704-262-6371

16. Waste Shipping Name and Description	17. Republic Services Approval # and Exp. Date	18. Containers No.	18. Containers Type	19. Total Quantity	20. Unit Wt/Vol
a. contaminated soil	5010-20-12078 9/17/2021		DT		T
b.				2800	
c.				41,110	

21. Additional Descriptions for Materials Listed Above

Load #17 Time

22. Special Handling Instructions and Additional Information

Bill: STAT 100170

23. **GENERATOR'S CERTIFICATION:** I hereby certify that the above named material is not a hazardous waste as defined by 40 CFR 261 or any applicable state law, has been properly described, classified and packaged, and is in proper condition for transportation according to applicable regulations; AND, if this waste is a treatment residue of a previously restricted hazardous waste subject to the Land Disposal Restrictions. I certify and warrant that the waste has been treated in accordance with the requirements of 40 CFR 268 and is no longer a hazardous waste as defined by 40 CFR 261.

Printed/Typed Name	Signature	Month	Day	Year
Chad Sparks per CPC		10	1	20

TRANSPORTER

24. **Transporter #1:** Acknowledgement of Receipt of Materials

Printed/Typed Name	Signature	Month	Day	Year
James Robb		10	3	20

25. **Transporter #2:** Acknowledgement of Receipt of Materials

Printed/Typed Name	Signature	Month	Day	Year

T/S/D FACILITY

26. Discrepancy Indication Space

CMS LANDFILL 5105 MOREHEAD RD CONCORD, NC 28027 704-262-6371

27. **Facility Owner or Operator:** Certification of receipt of waste materials covered by this manifest (except as noted in Item 19)

Printed/Typed Name	Signature	Month	Day	Year
Kay	Kay	10	8	20

REV 04/19

TRANSPORTER #1

COM000033

RS-F15

SITE	BFI/CMS LANDFILL 704-782-2004 5105 MOREHEAD RD CONCORD, NC 28025
CUSTOMER	100170 STAT INC PO BOX 1443 LENOIR, NC 28645 Contract:50102012078 Generator:Colonial Pipeline Company

SITE	Y6	**TICKET #**	1767900
CELL			
WEIGHMASTER	Keyona C.		
DATE/TIME IN	10/8/20 10:02 am	**DATE/TIME OUT**	10/8/20 10:02 ar
VEHICLE	stat161	**CONTAINER**	
REFERENCE	763609		
BILL OF LADING			

SCALE IN	GROSS WEIGHT	77,960	NET TONS	19.21
TARE OUT	TARE WEIGHT	39,540	NET WEIGHT	38,420

INBOUND
INVOICE

QTY.	UNIT	DESCRIPTION	RATE	EXTENSION	TAX	TOTAL
0.00	YD	Tracking QTY				
19.21	tn	SW-CONT SOIL-ALT DAILY Origin:MECKLENBURG 100% COVER				



HARD HATS AND SAFETY VEST ARE REQUIRED WHEN EXITING YOUR VEHICLE

WHILE IN THE LANDFILL. IF YOU DO NOT HAVE THESE ITEMS YOU MAY BORROW

A SET FROM THE SCALE HOUSE. THANK YOU.

NET AMOUNT
TENDERED
CHANGE
CHECK#

The undersigned individual signing this document on behalf of Customer acknowledges that he or she has read and understands the terms and conditions on the reverse side and that he or she has the authority to sign this document on behalf of the customer.

RS-F042UPR (07/12)

SIGNATURE _____

REPUBLIC SERVICES

TR-161-1001

NON-HAZARDOUS WASTE MANIFEST

763609

Please print or type.

1. Generator's US EPA ID Number	Manifest Document Number	2. Page 1 of

GENERATOR

3. Generator's Name and Mailing Address

~~T-14 Kinsdale Inc~~ PO Box 87
~~1614 Rte 49 N~~ Paw Creek NC 28213
4. Phone (704) 399-2259

5. Generating Location (if different)
Colonial Pipeline Company
14106 Huntersville-Concord Rd.
Paw Creek, NC 28078
6. Phone ( )

7. Transporter #1 Company Name	8. US EPA ID Number	9. Transporter #1's Phone
STAT, INC		800 822-4416-5565
10. Transporter #2 Company Name	11. US EPA ID Number	12. Transporter #2's Phone
13. Designated T/S/D Facility Name and Site Address	14. US EPA ID Number	15. Facility's Phone
CMS Landfill 5105 Morehead Rd Concord, NC 28027		704-262-6271

16. Waste Shipping Name and Description	17. Republic Services Approval # and Exp. Date	18. Containers No.	18. Containers Type	19. Total Quantity	20. Unit Wt/Vol
a. contaminated soil	5010-20-12078 9/17/2021		TF		T
b.				1921	
c.				38420	

21. Additional Descriptions for Materials Listed Above
Load 18 TIME

22. Special Handling Instructions and Additional Information
Bill: STAT 100178

23. **GENERATOR'S CERTIFICATION:** I hereby certify that the above named material is not a hazardous waste as defined by 40 CFR 261 or any applicable state law, has been properly described, classified and packaged, and is in proper condition for transportation according to applicable regulations; AND, if this waste is a treatment residue of a previously restricted hazardous waste subject to the Land Disposal Restrictions. I certify and warrant that the waste has been treated in accordance with the requirements of 40 CFR 268 and is no longer a hazardous waste as defined by 40 CFR 261.

Printed/Typed Name	Signature	Month	Day	Year
Chad Sparks for CPL		10	7	20

TRANSPORTER

24. **Transporter #1:** Acknowledgement of Receipt of Materials

Printed/Typed Name	Signature	Month	Day	Year
DANNY ROARK		10	07	20

25. **Transporter #2:** Acknowledgement of Receipt of Materials

Printed/Typed Name	Signature	Month	Day	Year

T/S/D FACILITY

26. Discrepancy Indication Space
CMS LANDFILL 5105 MOREHEAD RD CONCORD, NC 28027 704-262-6271

27. **Facility Owner or Operator:** Certification of receipt of waste materials covered by this manifest (except as noted in Item 19)

Printed/Typed Name	Signature	Month	Day	Year
Kay	Kay	10	8	20

GENERATOR'S COPY

SITE

BFI/CMS LANDFILL 704-782-2004
5105 MOREHEAD RD CONCORD, NC 28025

CUSTOMER

100170
STAT INC
PO BOX 1443
LENOIR, NC 28645

Contract:50102012078
Generator:Colonial Pipeline Company

SITE	TICKET #	CELL
Y6	1767817	

WEIGHMASTER Keyona C.

DATE/TIME IN	DATE/TIME OUT
10/8/20 7:28 am	10/8/20 7:28 am

VEHICLE STAT80

CONTAINER

REFERENCE 763608

BILL OF LADING

SCALE IN	GROSS WEIGHT	67,800	NET TONS 19.69	INBOUND
TARE OUT	TARE WEIGHT	28,420	NET WEIGHT 39,380	INVOICE

QTY.	UNIT	DESCRIPTION	RATE	EXTENSION	TAX	TOTAL
0.00	YD	Tracking QTY				
19.69	tn	SW-CONT SOIL-ALT DAILY Origin:MECKLENBURG 100% COVER				



HARD HATS AND SAFETY VEST ARE REQUIRED WHEN EXITING YOUR VEHICLE

WHILE IN THE LANDFILL. IF YOU DO NOT HAVE THESE ITEMS YOU MAY BORROW

A SET FROM THE SCALE HOUSE. THANK YOU.

The undersigned individual signing this document on behalf of Customer acknowledges that he or she has read and understands the terms and conditions on the reverse side and that he or she has the authority to sign this document on behalf of the customer.

NET AMOUNT
TENDERED
CHANGE
CHECK#

RS-F042UPR (07/12)

SIGNATURE _____

REPUBLIC SERVICES

Please print or type.

NON-HAZARDOUS WASTE MANIFEST

763608

1. Generator's US EPA ID Number	Manifest Document Number	2. Page 1 of	1 of 1

GENERATOR

3. Generator's Name and Mailing Address	5. Generating Location (if different)
CPL 7524 Kenstead Cir Charlotte NC 28214	Colonial Pipeline Company 14108 Huntersville-Concord Rd. Paw Creek, NC 28078
4. Phone (704) 370-7259	6. Phone ( )

7. Transporter #1 Company Name	8. US EPA ID Number	9. Transporter #1's Phone
STAT, INC		222-446-3265
10. Transporter #2 Company Name	11. US EPA ID Number	12. Transporter #2's Phone
13. Designated T/S/D Facility Name and Site Address	14. US EPA ID Number	15. Facility's Phone
CMS Landfill 5105 Morehead Rd Concord, NC 28027		704-262-6371

16. Waste Shipping Name and Description	17. Republic Services Approval # and Exp. Date	18. Containers No.	18. Containers Type	19. Total Quantity	20. Unit Wt/Vol
a. contaminated soil	5010-20-12078 9/17/2021		1ST		T
b.					1969
c.					39380

21. Additional Descriptions for Materials Listed Above

Load #19 Time

22. Special Handling Instructions and Additional Information

Bill: STAT 100170

23. **GENERATOR'S CERTIFICATION:** I hereby certify that the above named material is not a hazardous waste as defined by 40 CFR 261 or any applicable state law, has been properly described, classified and packaged, and is in proper condition for transportation according to applicable regulations; AND, if this waste is a treatment residue of a previously restricted hazardous waste subject to the Land Disposal Restrictions. I certify and warrant that the waste has been treated in accordance with the requirements of 40 CFR 268 and is no longer a hazardous waste as defined by 40 CFR 261.

Printed/Typed Name	Signature	Month	Day	Year
Chad Sparks per CPL	[signature]			

TRANSPORTER

24. **Transporter #1:** Acknowledgement of Receipt of Materials

Printed/Typed Name	Signature	Month	Day	Year
[signature]	[signature]			

25. **Transporter #2:** Acknowledgement of Receipt of Materials

Printed/Typed Name	Signature	Month	Day	Year

T/S/D FACILITY

26. Discrepancy Indication Space

CMS LANDFILL 5105 MOREHEAD RD CONCORD, NC 28027 704-262-6371

27. **Facility Owner or Operator:** Certification of receipt of waste materials covered by this manifest (except as noted in Item 19)

Printed/Typed Name	Signature	Month	Day	Year
Kay	Kay	10	8	20

GENERATOR'S COPY

SITE BFI/CMS LANDFILL 704-782-2004
5105 MOREHEAD RD CONCORD, NC 28025

CUSTOMER 100170
STAT INC
PO BOX 1443
LENOIR, NC 28645

Contract:50102012078
Generator:Colonial Pipeline Company

SITE Y6	**TICKET #** 1767812	**CELL**	
WEIGHMASTER	Keyona C.		
DATE/TIME IN	10/8/20 7:23 am	**DATE/TIME OUT**	10/8/20 7:23 ar
VEHICLE	dt83	**CONTAINER**	
REFERENCE	763607		
BILL OF LADING			

SCALE IN	GROSS WEIGHT	67,300	NET TONS	20.20
TARE OUT	TARE WEIGHT	26,900	NET WEIGHT	40,400

INBOUND
INVOICE

QTY.	UNIT	DESCRIPTION	RATE	EXTENSION	TAX	TOTAL
0.00	YD	Tracking QTY				
20.20	tn	SW-CONT SOIL-ALT DAILY COVER Origin:MECKLENBURG 100%				

HARD HATS AND SAFETY VEST ARE REQUIRED WHEN EXITING YOUR VEHICLE

WHILE IN THE LANDFILL. IF YOU DO NOT HAVE THESE ITEMS YOU MAY BORROW

A SET FROM THE SCALE HOUSE. THANK YOU.

NET AMOUNT
TENDERED
CHANGE
CHECK#

The undersigned individual signing this document on behalf of Customer acknowledges that he or she has read and understands the terms and conditions on the reverse side and that he or she has the authority to sign this document on behalf of the customer.

RS-F042UPR (07/12)

SIGNATURE _____

REPUBLIC SERVICES

NON-HAZARDOUS WASTE MANIFEST

Please print or type.

763607

1. Generator's US EPA ID Number	Manifest Document Number	2. Page 1 of	
			1 of 1

GENERATOR

3. Generator's Name and Mailing Address	5. Generating Location (if different)
CPC 7524 Wilstead Cir Charlotte NC	Colonial Pipeline Company 14108 Huntersville-Concord Rd. Paw Creek, NC 28078
4. Phone (704) 399 5229	6. Phone ( )

7. Transporter #1 Company Name	8. US EPA ID Number	9. Transporter #1's Phone
T+T, INC		888-446 5565
10. Transporter #2 Company Name	**11. US EPA ID Number**	**12. Transporter #2's Phone**
13. Designated T/S/D Facility Name and Site Address	**14. US EPA ID Number**	**15. Facility's Phone**
CMS Landfill 5105 Morehead Rd Concord, NC 28027		704-262-6371

16. Waste Shipping Name and Description	17. Republic Services Approval # and Exp. Date	18. Containers No.	18. Containers Type	19. Total Quantity	20. Unit Wt/Vol
a. contaminated soil	5010-20-12078 9/17/2021		LT		T
b.				20	20
c.				40	400

21. Additional Descriptions for Materials Listed Above

Load # 20 *Time

22. Special Handling Instructions and Additional Information

Bill: STAT 100170

23. **GENERATOR'S CERTIFICATION:** I hereby certify that the above named material is not a hazardous waste as defined by 40 CFR 261 or any applicable state law, has been properly described, classified and packaged, and is in proper condition for transportation according to applicable regulations; AND, if this waste is a treatment residue of a previously restricted hazardous waste subject to the Land Disposal Restrictions. I certify and warrant that the waste has been treated in accordance with the requirements of 40 CFR 268 and is no longer a hazardous waste as defined by 40 CFR 261.

Printed/Typed Name	Signature	Month	Day	Year
Chad Sacks Jr. CPC		10	8	20

TRANSPORTER

24. **Transporter #1:** Acknowledgement of Receipt of Materials

Printed/Typed Name	Signature	Month	Day	Year
Darren Sacks	Darren Sacks	10	08	20

25. **Transporter #2:** Acknowledgement of Receipt of Materials

Printed/Typed Name	Signature	Month	Day	Year

T/S/D FACILITY

26. Discrepancy Indication Space

CMS LANDFILL 5105 MOREHEAD RD CONCORD, NC 28027 704-262-6371

27. **Facility Owner or Operator:** Certification of receipt of waste materials covered by this manifest (except as noted in Item 19)

Printed/Typed Name	Signature	Month	Day	Year
Kay	Kay	10	8	20

GENERATOR'S COPY

SITE BFI/CMS LANDFILL 704-782-2004
5105 MOREHEAD RD CONCORD, NC 28025

CUSTOMER 100170
STAT INC
PO BOX 1443
LENOIR, NC 28645

Contract:50102012078
Generator:Colonial Pipeline Company

SITE Y6	TICKET # 1767881	CELL	
WEIGHMASTER	Aly G.		
DATE/TIME IN	10/8/20 9:37 am	DATE/TIME OUT	10/8/20 9:37 ar
VEHICLE	stat162	CONTAINER	
REFERENCE	763606		
BILL OF LADING			

SCALE IN GROSS WEIGHT 77,980 NET TONS 23.64
TARE OUT TARE WEIGHT 30,700 NET WEIGHT 47,280

INBOUND
INVOICE

QTY.	UNIT	DESCRIPTION	RATE	EXTENSION	TAX	TOTAL
0.00	YD	Tracking QTY				
23.64	tn	SW-CONT SOIL-ALT DAILY COVER Origin:MECKLENBURG 100%				



HARD HATS AND SAFETY VEST ARE REQUIRED WHEN EXITING YOUR VEHICLE

WHILE IN THE LANDFILL. IF YOU DO NOT HAVE THESE ITEMS YOU MAY BORROW

A SET FROM THE SCALE HOUSE. THANK YOU.

NET AMOUNT
TENDERED
CHANGE
CHECK#

The undersigned individual signing this document on behalf of Customer acknowledges that he or she has read and understands the terms and conditions on the reverse side and that he or she has the authority to sign this document on behalf of the customer.

RS-F042UPR (07/12)

SIGNATURE _____

REPUBLIC SERVICES

Please print or type.

NON-HAZARDOUS WASTE MANIFEST

763606

1. Generator's US EPA ID Number	Manifest Document Number	2. Page 1 of	1767881

GENERATOR

3. Generator's Name and Mailing Address	5. Generating Location (if different)
CPC PO Box 27 Paw Creek, NC 28138	Colonial Pipeline Company 14108 Huntersville-Concord Rd. Paw Creek, NC 28078
4. Phone ( ) 704-399-5259	6. Phone ( )

7. Transporter #1 Company Name	8. US EPA ID Number	9. Transporter #1's Phone
STAT, INC		828-446-5565
10. Transporter #2 Company Name	11. US EPA ID Number	12. Transporter #2's Phone
13. Designated T/S/D Facility Name and Site Address	14. US EPA ID Number	15. Facility's Phone
CMS Landfill 5105 Morehead Rd Concord, NC 28027		704-262-6371

16. Waste Shipping Name and Description	17. Republic Services Approval # and Exp. Date	18. Containers No.	18. Containers Type	19. Total Quantity	20. Unit Wt/Vol
a. contaminated soil	5010-20-12078 9/17/2021		1JT		T
b.				2364	
c.				47280	

21. Additional Descriptions for Materials Listed Above

Load # 21 TIME TRK 162 TRL 1002

22. Special Handling Instructions and Additional Information

Bill: STAT 100170

23. **GENERATOR'S CERTIFICATION:** I hereby certify that the above named material is not a hazardous waste as defined by 40 CFR 261 or any applicable state law, has been properly described, classified and packaged, and is in proper condition for transportation according to applicable regulations; AND, if this waste is a treatment residue of a previously restricted hazardous waste subject to the Land Disposal Restrictions. I certify and warrant that the waste has been treated in accordance with the requirements of 40 CFR 268 and is no longer a hazardous waste as defined by 40 CFR 261.

Printed/Typed Name	Signature	Month	Day	Year
Chad Sparks per CPC	[signature]	10	8	20

TRANSPORTER

24. **Transporter #1:** Acknowledgement of Receipt of Materials

Printed/Typed Name	Signature	Month	Day	Year
R Israel Triplett	[signature]	10	8	20

25. **Transporter #2:** Acknowledgement of Receipt of Materials

Printed/Typed Name	Signature	Month	Day	Year

T/S/D FACILITY

26. Discrepancy Indication Space

CMS LANDFILL 5105 MOREHEAD RD CONCORD, NC 28027 704-262-6371

27. **Facility Owner or Operator:** Certification of receipt of waste materials covered by this manifest (except as noted in Item 19)

Printed/Typed Name	Signature	Month	Day	Year
Aly	Aly	10	8	20

REV 04/19

GENERATOR'S COPY

COM000033

RS-F15

SITE BFI/CMS LANDFILL 704-782-2004
5105 MOREHEAD RD CONCORD, NC 28025

CUSTOMER 100170
STAT INC
PO BOX 1443
LENOIR, NC 28645

Contract:50102012078
Generator:Colonial Pipeline Company

SITE Y6	TICKET # 1767889	CELL	
WEIGHMASTER	Keyona C.		
DATE/TIME IN	10/8/20 9:48 am	DATE/TIME OUT	10/8/20 9:48 ar
VEHICLE	dt84	CONTAINER	
REFERENCE	763605		
BILL OF LADING			

SCALE IN	GROSS WEIGHT	51,100	NET TONS	12.05
TARE OUT	TARE WEIGHT	27,000	NET WEIGHT	24,100

INBOUND
INVOICE

QTY.	UNIT	DESCRIPTION	RATE	EXTENSION	TAX	TOTAL
0.00	YD	Tracking QTY				
12.05	tn	SW-CONT SOIL-ALT DAILY COVER Origin:MECKLENBURG 100%				

HARD HATS AND SAFETY VEST ARE REQUIRED WHEN EXITING YOUR VEHICLE

WHILE IN THE LANDFILL. IF YOU DO NOT HAVE THESE ITEMS YOU MAY BORROW

A SET FROM THE SCALE HOUSE. THANK YOU.

NET AMOUNT
TENDERED
CHANGE
CHECK#

The undersigned individual signing this document on behalf of Customer acknowledges that he or she has read and understands the terms and conditions on the reverse side and that he or she has the authority to sign this document on behalf of the customer.

RS-F042UPR (07/12)

SIGNATURE _____

REPUBLIC SERVICES

Please print or type.

NON-HAZARDOUS WASTE MANIFEST

763605

1. Generator's US EPA ID Number	Manifest Document Number	2. Page 1 of	
			17607889

GENERATOR

3. Generator's Name and Mailing Address	5. Generating Location (if different)
CPL PO Box 87 Paw Creek NC 28213	Colonial Pipeline Company 14108 Huntersville-Concord Rd. Paw Creek, NC 28078
4. Phone (704) 399-5259	6. Phone ( )

7. Transporter #1 Company Name	8. US EPA ID Number	9. Transporter #1's Phone
STATING TAI INC		8888446455655
10. Transporter #2 Company Name	**11. US EPA ID Number**	**12. Transporter #2's Phone**
13. Designated T/S/D Facility Name and Site Address	**14. US EPA ID Number**	**15. Facility's Phone**
CMS Landfill 5105 Morehead Rd Concord, NC 28027		704-262-6371

16. Waste Shipping Name and Description	17. Republic Services Approval # and Exp. Date	18. Containers No.	18. Containers Type	19. Total Quantity	20. Unit Wt/Vol
a. contaminated soil	5010-20-12078 9/17/2021		DT		T
b.				1005	
c.				04100	

21. Additional Descriptions for Materials Listed Above

Load # 22

22. Special Handling Instructions and Additional Information

Bill: STAT 100170

23. **GENERATOR'S CERTIFICATION:** I hereby certify that the above named material is not a hazardous waste as defined by 40 CFR 261 or any applicable state law, has been properly described, classified and packaged, and is in proper condition for transportation according to applicable regulations; AND, if this waste is a treatment residue of a previously restricted hazardous waste subject to the Land Disposal Restrictions. I certify and warrant that the waste has been treated in accordance with the requirements of 40 CFR 268 and is no longer a hazardous waste as defined by 40 CFR 261.

Printed/Typed Name	Signature	Month	Day	Year
Chad Sparks per CPL	[signature]	10	8	20

TRANSPORTER

24. **Transporter #1:** Acknowledgement of Receipt of Materials

Printed/Typed Name	Signature	Month	Day	Year
Maurice Wilson	Maurice Wilson	10	8	20

25. **Transporter #2:** Acknowledgement of Receipt of Materials

Printed/Typed Name	Signature	Month	Day	Year

T/S/D FACILITY

26. Discrepancy Indication Space

CMS LANDFILL 5105 MOREHEAD RD CONCORD, NC 28027, 704-262-6371

27. **Facility Owner or Operator:** Certification of receipt of waste materials covered by this manifest (except as noted in Item 19)

Printed/Typed Name	Signature	Month	Day	Year
Kay	Kay	10	8	20

TRANSPORTER #2

SITE BFI/CMS LANDFILL 704-782-2004
5105 MOREHEAD RD CONCORD, NC 28025

CUSTOMER 100170
STAT INC
PO BOX 1443
LENOIR, NC 28645

Contract:50102012078
Generator:Colonial Pipeline Company

SITE Y6	TICKET # 1767918	CELL	
WEIGHMASTER	Keyona C.		
DATE/TIME IN	10/8/20 10:41 am	DATE/TIME OUT	10/8/20 10:41 ar
VEHICLE	stat163	CONTAINER	
REFERENCE	763604		
BILL OF LADING			

SCALE IN	GROSS WEIGHT	80,900	NET TONS	25.21
TARE OUT	TARE WEIGHT	30,480	NET WEIGHT	50,420

INBOUND
INVOICE

QTY.	UNIT	DESCRIPTION	RATE	EXTENSION	TAX	TOTAL
0.00	YD	Tracking QTY				
25.21	tn	SW-CONT SOIL-ALT DAILY COVER Origin:MECKLENBURG 100%				

HARD HATS AND SAFETY VEST ARE REQUIRED WHEN EXITING YOUR VEHICLE

WHILE IN THE LANDFILL. IF YOU DO NOT HAVE THESE ITEMS YOU MAY BORROW

A SET FROM THE SCALE HOUSE. THANK YOU.

NET AMOUNT
TENDERED
CHANGE
CHECK#

The undersigned individual signing this document on behalf of Customer acknowledges that he or she has read and understands the terms and conditions on the reverse side and that he or she has the authority to sign this document on behalf of the customer.

RS-F042UPR (07/12)

SIGNATURE _____

REPUBLIC SERVICES

Please print or type.

NON-HAZARDOUS WASTE MANIFEST

763604

1. Generator's US EPA ID Number	Manifest Document Number	2. Page 1 of	1767918

GENERATOR

3. Generator's Name and Mailing Address	5. Generating Location (if different)
PO Box 27 Paw Creek NC 28213	Colonial Pipeline Company 14108 Huntersville-Concord Rd. Paw Creek, NC 28078
4. Phone (704) 399 5259	6. Phone ( )

7. Transporter #1 Company Name	8. US EPA ID Number	9. Transporter #1's Phone
STAT, INC		828-446 5565
10. Transporter #2 Company Name	**11. US EPA ID Number**	**12. Transporter #2's Phone**
13. Designated T/S/D Facility Name and Site Address	**14. US EPA ID Number**	**15. Facility's Phone**
CMS Landfill 5105 Morehead Rd Concord, NC 28027		704-262-6271

16. Waste Shipping Name and Description	17. Republic Services Approval # and Exp. Date	18. Containers No.	18. Containers Type	19. Total Quantity	20. Unit Wt/Vol
a. contaminated soil	5010-20-12078	9/17/2021			
b.				1021	
c.				50420	

21. Additional Descriptions for Materials Listed Above

Load # 23 Time

22. Special Handling Instructions and Additional Information

Bill: STAT 100170

23. **GENERATOR'S CERTIFICATION:** I hereby certify that the above named material is not a hazardous waste as defined by 40 CFR 261 or any applicable state law, has been properly described, classified and packaged, and is in proper condition for transportation according to applicable regulations; AND, if this waste is a treatment residue of a previously restricted hazardous waste subject to the Land Disposal Restrictions. I certify and warrant that the waste has been treated in accordance with the requirements of 40 CFR 268 and is no longer a hazardous waste as defined by 40 CFR 261.

Printed/Typed Name	Signature	Month	Day	Year
Chad Sparks for CPC	[signature]	10	8	20

TRANSPORTER

24. **Transporter #1:** Acknowledgement of Receipt of Materials

Printed/Typed Name	Signature	Month	Day	Year
TODD LAIL	[signature]	10	8	20

25. **Transporter #2:** Acknowledgement of Receipt of Materials

Printed/Typed Name	Signature	Month	Day	Year

T/S/D FACILITY

26. Discrepancy Indication Space

CMS LANDFILL 5105 MOREHEAD RD CONCORD, NC 28027 704-262-6271

27. **Facility Owner or Operator:** Certification of receipt of waste materials covered by this manifest (except as noted in Item 19)

Printed/Typed Name	Signature	Month	Day	Year
Kay	Kay	10	8	20

REV 04/19

GENERATOR'S COPY

COM000033
RS 515

SITE BFI/CMS LANDFILL 704-782-2004
5105 MOREHEAD RD CONCORD, NC 28025

CUSTOMER 100170
STAT INC
PO BOX 1443
LENOIR, NC 28645

Contract:50102012078
Generator:Colonial Pipeline Company

SITE Y6	**TICKET #** 1767921	**CELL**	
WEIGHMASTER	Keyona C.		
DATE/TIME IN	10/8/20 10:46 am	**DATE/TIME OUT**	10/8/20 10:46 ar
VEHICLE	dt83	**CONTAINER**	
REFERENCE	863603		
BILL OF LADING			

SCALE IN	GROSS WEIGHT	70,580	NET TONS	21.84
TARE OUT	TARE WEIGHT	26,900	NET WEIGHT	43,680

INBOUND
INVOICE

QTY.	UNIT	DESCRIPTION	RATE	EXTENSION	TAX	TOTAL
0.00	YD	Tracking QTY				
21.84	tn	SW-CONT SOIL-ALT DAILY COVER Origin:MECKLENBURG 100%				

HARD HATS AND SAFETY VEST ARE REQUIRED WHEN EXITING YOUR VEHICLE

WHILE IN THE LANDFILL. IF YOU DO NOT HAVE THESE ITEMS YOU MAY BORROW

A SET FROM THE SCALE HOUSE. THANK YOU.

NET AMOUNT
TENDERED
CHANGE
CHECK#

The undersigned individual signing this document on behalf of Customer acknowledges that he or she has read and understands the terms and conditions on the reverse side and that he or she has the authority to sign this document on behalf of the customer.

RS-F042UPR (07/12)

SIGNATURE _____

REPUBLIC SERVICES

Please print or type.

NON-HAZARDOUS WASTE MANIFEST

763603

1. Generator's US EPA ID Number	Manifest Document Number	2. Page 1 of	
			1760921

GENERATOR

3. Generator's Name and Mailing Address	5. Generating Location (if different)
CPC PO Box 77 Paw Creek NC 28213	Colonial Printing Company 14108 Huntersville-Concord Rd. Paw Creek, NC 28078
4. Phone ( )	6. Phone ( )

7. Transporter #1 Company Name	8. US EPA ID Number	9. Transporter #1's Phone
STAT, INC		222-446-5565
10. Transporter #2 Company Name	**11. US EPA ID Number**	**12. Transporter #2's Phone**
13. Designated T/S/D Facility Name and Site Address	**14. US EPA ID Number**	**15. Facility's Phone**
CMS Landfill 5105 Morehead Rd Concord, NC 28027		704-262-6371

16. Waste Shipping Name and Description	17. Republic Services Approval # and Exp. Date	18. Containers No.	18. Containers Type	19. Total Quantity	20. Unit Wt/Vol
a. contaminated soil	5010-20-12078 9/17/2021				
b.					
c.					

21. Additional Descriptions for Materials Listed Above

Load # 24

22. Special Handling Instructions and Additional Information

Bill: STAT 100178

23. **GENERATOR'S CERTIFICATION:** I hereby certify that the above named material is not a hazardous waste as defined by 40 CFR 261 or any applicable state law, has been properly described, classified and packaged, and is in proper condition for transportation according to applicable regulations; AND, if this waste is a treatment residue of a previously restricted hazardous waste subject to the Land Disposal Restrictions. I certify and warrant that the waste has been treated in accordance with the requirements of 40 CFR 268 and is no longer a hazardous waste as defined by 40 CFR 261.

Printed/Typed Name	Signature	Month	Day	Year
Chad Sparks for CPC	[signature]			

TRANSPORTER

24. **Transporter #1:** Acknowledgement of Receipt of Materials

Printed/Typed Name	Signature	Month	Day	Year
[illegible]	[signature]	10	08	20

25. **Transporter #2:** Acknowledgement of Receipt of Materials

Printed/Typed Name	Signature	Month	Day	Year

T/S/D FACILITY

26. Discrepancy Indication Space

CMS LANDFILL 5105 MOREHEAD RD CONCORD, NC 28027 704-262-6371

27. **Facility Owner or Operator:** Certification of receipt of waste materials covered by this manifest (except as noted in Item 19)

Printed/Typed Name	Signature	Month	Day	Year
Kay	Kay	10	8	20

SITE BFI/CMS LANDFILL 704-782-2004
5105 MOREHEAD RD CONCORD, NC 28025

CUSTOMER 100170
STAT INC
PO BOX 1443
LENOIR, NC 28645

Contract:50102012078
Generator:Colonial Pipeline Company

SITE Y6	TICKET # 1768062	CELL	
WEIGHMASTER	Aly G.		
DATE/TIME IN	10/8/20 3:36 pm	DATE/TIME OUT	10/8/20 3:36 pr
VEHICLE	dt83	CONTAINER	
REFERENCE	763602		
BILL OF LADING			

SCALE IN	GROSS WEIGHT	74,600	NET TONS	23.85
TARE OUT	TARE WEIGHT	26,900	NET WEIGHT	47,700

INBOUND
INVOICE

QTY.	UNIT	DESCRIPTION	RATE	EXTENSION	TAX	TOTAL
0.00	YD	Tracking QTY				
23.85	tn	SW-CONT SOIL-ALT DAILY COVER Origin:MECKLENBURG 100%				

HARD HATS AND SAFETY VEST ARE REQUIRED WHEN EXITING YOUR VEHICLE

WHILE IN THE LANDFILL. IF YOU DO NOT HAVE THESE ITEMS YOU MAY BORROW

A SET FROM THE SCALE HOUSE. THANK YOU.

NET AMOUNT
TENDERED
CHANGE
CHECK#

The undersigned individual signing this document on behalf of Customer acknowledges that he or she has read and understands the terms and conditions on the reverse side and that he or she has the authority to sign this document on behalf of the customer.

RS-F042UPR (07/12)

SIGNATURE _____

REPUBLIC SERVICES

Please print or type.

NON-HAZARDOUS WASTE MANIFEST

763602

1. Generator's US EPA ID Number	Manifest Document Number	2. Page 1 of	
			17680062

GENERATOR

3. Generator's Name and Mailing Address	5. Generating Location (if different)
CPC 10 Box 27 Paw Creek	Colonial Pipeline Company 14108 Huntersville-Concord Rd. Paw Creek, NC 28073
4. Phone (704) 399-5759	6. Phone ( )

7. Transporter #1 Company Name	8. US EPA ID Number	9. Transporter #1's Phone
STAT, INC		727-446-5565
10. Transporter #2 Company Name	**11. US EPA ID Number**	**12. Transporter #2's Phone**
13. Designated T/S/D Facility Name and Site Address	**14. US EPA ID Number**	**15. Facility's Phone**
CMS Landfill 5105 Morehead Rd Concord, NC 28027		704-262-6371

16. Waste Shipping Name and Description	17. Republic Services Approval # and Exp. Date	18. Containers No.	18. Containers Type	19. Total Quantity	20. Unit Wt/Vol
a. contaminated soil	5010-20-12078 9/17/2021		DT		T
b.				7385	
c.				47700	

21. Additional Descriptions for Materials Listed Above

Load #25

22. Special Handling Instructions and Additional Information

Bill: STAT 100170

23. **GENERATOR'S CERTIFICATION:** I hereby certify that the above named material is not a hazardous waste as defined by 40 CFR 261 or any applicable state law, has been properly described, classified and packaged, and is in proper condition for transportation according to applicable regulations; AND, if this waste is a treatment residue of a previously restricted hazardous waste subject to the Land Disposal Restrictions. I certify and warrant that the waste has been treated in accordance with the requirements of 40 CFR 268 and is no longer a hazardous waste as defined by 40 CFR 261.

Printed/Typed Name	Signature	Month	Day	Year
Chad Sparks per CPC	[signature]			

TRANSPORTER

24. **Transporter #1:** Acknowledgement of Receipt of Materials

Printed/Typed Name	Signature	Month	Day	Year
Darren Sides	Darren Sides	10	08	20

25. **Transporter #2:** Acknowledgement of Receipt of Materials

Printed/Typed Name	Signature	Month	Day	Year

T/S/D FACILITY

26. Discrepancy Indication Space

CMS LANDFILL 5105 MOREHEAD RD CONCORD, NC 28027 704-262-6371

27. **Facility Owner or Operator:** Certification of receipt of waste materials covered by this manifest (except as noted in Item 19)

Printed/Typed Name	Signature	Month	Day	Year
Aly	Aly	10	8	20

SITE BFI/CMS LANDFILL 704-782-2004
5105 MOREHEAD RD CONCORD, NC 28025

CUSTOMER 100170
STAT INC
PO BOX 1443
LENOIR, NC 28645

Contract:50102012078
Generator:Colonial Pipeline Company

SITE Y6	TICKET # 1767922	CELL	
WEIGHMASTER	Keyona C.		
DATE/TIME IN	10/8/20 10:47 am	DATE/TIME OUT	10/8/20 10:47 ar
VEHICLE	STAT80	CONTAINER	
REFERENCE	763601		
BILL OF LADING			

SCALE IN GROSS WEIGHT 68,560 NET TONS 20.07
TARE OUT TARE WEIGHT 28,420 NET WEIGHT 40,140

INBOUND
INVOICE

QTY.	UNIT	DESCRIPTION	RATE	EXTENSION	TAX	TOTAL
0.00	YD	Tracking QTY				
20.07	tn	SW-CONT SOIL-ALT DAILY COVER Origin:MECKLENBURG 100%				



HARD HATS AND SAFETY VEST ARE REQUIRED WHEN EXITING YOUR VEHICLE

WHILE IN THE LANDFILL. IF YOU DO NOT HAVE THESE ITEMS YOU MAY BORROW

A SET FROM THE SCALE HOUSE. THANK YOU.

NET AMOUNT
TENDERED
CHANGE
CHECK#

The undersigned individual signing this document on behalf of Customer acknowledges that he or she has read and understands the terms and conditions on the reverse side and that he or she has the authority to sign this document on behalf of the customer.

RS-F042UPR (07/12)

SIGNATURE _____

REPUBLIC SERVICES

Please print or type.

NON-HAZARDOUS WASTE MANIFEST

763601

1. Generator's US EPA ID Number	Manifest Document Number	2. Page 1 of	
			1769902

GENERATOR

3. Generator's Name and Mailing Address	5. Generating Location (if different)
CPL PO Box 79 Paw Creek NC 28014 4. Phone (704) 399-2220	Colonial Pipeline Company 14108 Huntersville-Concord Rd. Paw Creek, NC 28078 6. Phone ( )

7. Transporter #1 Company Name	8. US EPA ID Number	9. Transporter #1's Phone
STATE, INC		877-446-5565
10. Transporter #2 Company Name	**11. US EPA ID Number**	**12. Transporter #2's Phone**
13. Designated T/S/D Facility Name and Site Address	**14. US EPA ID Number**	**15. Facility's Phone**
CMS Landfill 5105 Morehead Rd Concord, NC 28027		704-262-6371

16. Waste Shipping Name and Description	17. Republic Services Approval # and Exp. Date	18. Containers No.	18. Containers Type	19. Total Quantity	20. Unit Wt/Vol
a. contaminated soil	5010-20-12078	9/17/2021			
b.					
c.					

20 07
40140

21. Additional Descriptions for Materials Listed Above

Load #26

22. Special Handling Instructions and Additional Information

Bill: STAT 100170

23. **GENERATOR'S CERTIFICATION:** I hereby certify that the above named material is not a hazardous waste as defined by 40 CFR 261 or any applicable state law, has been properly described, classified and packaged, and is in proper condition for transportation according to applicable regulations; AND, if this waste is a treatment residue of a previously restricted hazardous waste subject to the Land Disposal Restrictions. I certify and warrant that the waste has been treated in accordance with the requirements of 40 CFR 268 and is no longer a hazardous waste as defined by 40 CFR 261.

Printed/Typed Name	Signature	Month	Day	Year
[illegible]	[signature]	10	8	20

TRANSPORTER

24. **Transporter #1:** Acknowledgement of Receipt of Materials

Printed/Typed Name	Signature	Month	Day	Year
[illegible]	[signature]			

25. **Transporter #2:** Acknowledgement of Receipt of Materials

Printed/Typed Name	Signature	Month	Day	Year

T/S/D FACILITY

26. Discrepancy Indication Space

CMS LANDFILL 5105 MOREHEAD RD CONCORD, NC 28027 704-262-6371

27. **Facility Owner or Operator:** Certification of receipt of waste materials covered by this manifest (except as noted in Item 19)

Printed/Typed Name	Signature	Month	Day	Year
Kay	Kay	10	8	20

SITE BFI/CMS LANDFILL ...-782-2004
5105 MOREHEAD RD CONCORD, NC 28025

CUSTOMER 100170
STAT INC
PO BOX 1443
LENOIR, NC 28645

Contract:50102012078
Generator:Colonial Pipeline Company

SITE Y6	TICKET # 1767928	CELL	
WEIGHMASTER	Aly G.		
DATE/TIME IN	10/8/20 11:02 am	DATE/TIME OUT	10/8/20 11:02 ar
VEHICLE	STAT131	CONTAINER	
REFERENCE	763600		
BILL OF LADING			

SCALE IN GROSS WEIGHT 75,540 NET TONS 22.92
TARE OUT TARE WEIGHT 29,700 NET WEIGHT 45,840

INBOUND
INVOICE

QTY.	UNIT	DESCRIPTION	RATE	EXTENSION	TAX	TOTAL
0.00	YD	Tracking QTY				
22.92	tn	SW-CONT SOIL-ALT DAILY Origin:MECKLENBURG 100% COVER				

HARD HATS AND SAFETY VEST ARE REQUIRED WHEN EXITING YOUR VEHICLE

WHILE IN THE LANDFILL. IF YOU DO NOT HAVE THESE ITEMS YOU MAY BORROW

A SET FROM THE SCALE HOUSE. THANK YOU.

NET AMOUNT
TENDERED
CHANGE
CHECK#

The undersigned individual signing this document on behalf of Customer acknowledges that he or she has read and understands the terms and conditions on the reverse side and that he or she has the authority to sign this document on behalf of the customer.

SIGNATURE _____

RS-F042UPR (07/12)

21. Additional Descriptions for Materials Listed Above

Load # 27

22. Special Handling Instructions and Additional Information

Bill: STAT 100170

23. **GENERATOR'S CERTIFICATION:** I hereby certify that the above named material is not a hazardous waste as defined by 40 CFR 261 or any applicable state law, has been properly described, classified and packaged, and is in proper condition for transportation according to applicable regulations; AND, if this waste is a treatment residue of a previously restricted hazardous waste subject to the Land Disposal Restrictions. I certify and warrant that the waste has been treated in accordance with the requirements of 40 CFR 268 and is no longer a hazardous waste as defined by 40 CFR 261.

Printed/Typed Name	Signature	Month	Day	Year
[illegible]		10	8	20

TRANSPORTER

24. **Transporter #1:** Acknowledgement of Receipt of Materials

Printed/Typed Name	Signature	Month	Day	Year
[illegible]		10	8	20

25. **Transporter #2:** Acknowledgement of Receipt of Materials

Printed/Typed Name	Signature	Month	Day	Year

T/S/D FACILITY

26. Discrepancy Indication Space

CMS LANDFILL 5105 MOREHEAD RD CONCORD, NC 28027 704-262-6575

27. **Facility Owner or Operator:** Certification of receipt of waste materials covered by this manifest (except as noted in Item 19)

Printed/Typed Name	Signature	Month	Day	Year
Aly	Aly	10	8	20

GENERATOR'S COPY

COM000033

SITE BFI/CMS LANDFILL 704-782-2004
5105 MOREHEAD RD CONCORD, NC 28025

CUSTOMER 100170
STAT INC
PO BOX 1443
LENOIR, NC 28645

Contract:50102012078
Generator:Colonial Pipeline Company

SITE Y6	TICKET # 1767933	CELL	
WEIGHMASTER	Aly G.		
DATE/TIME IN	10/8/20 11:17 am	DATE/TIME OUT	10/8/20 11:17 ar
VEHICLE	stat138	CONTAINER	
REFERENCE	763599		
BILL OF LADING			

SCALE IN	GROSS WEIGHT	76,020	NET TONS	22.84
TARE OUT	TARE WEIGHT	30,340	NET WEIGHT	45,680

INBOUND
INVOICE

QTY.	UNIT	DESCRIPTION	RATE	EXTENSION	TAX	TOTAL
0.00	YD	Tracking QTY				
22.84	tn	SW-CONT SOIL-ALT DAILY COVER Origin:MECKLENBURG 100%				



HARD HATS AND SAFETY VEST ARE REQUIRED WHEN EXITING YOUR VEHICLE

WHILE IN THE LANDFILL. IF YOU DO NOT HAVE THESE ITEMS YOU MAY BORROW

A SET FROM THE SCALE HOUSE. THANK YOU.

NET AMOUNT
TENDERED
CHANGE
CHECK#

The undersigned individual signing this document on behalf of Customer acknowledges that he or she has read and understands the terms and conditions on the reverse side and that he or she has the authority to sign this document on behalf of the customer.

RS-F042UPR (07/12)

SIGNATURE _____

REPUBLIC SERVICES

Please print or type.

NON-HAZARDOUS WASTE MANIFEST

763599

1. Generator's US EPA ID Number | Manifest Document Number | 2. Page 1 of | 1767933

GENERATOR

3. Generator's Name and Mailing Address
CPL
PO Box 87
Paw Creek NC 28213
4. Phone ( )

5. Generating Location (if different) Company
14108 Huntersville-Concord Rd.
Paw Creek, NC 28078
6. Phone ( )

7. Transporter #1 Company Name	8. US EPA ID Number	9. Transporter #1's Phone
STAT, INC		828-446-5565
10. Transporter #2 Company Name	11. US EPA ID Number	12. Transporter #2's Phone
13. Designated T/S/D Facility Name and Site Address	14. US EPA ID Number	15. Facility's Phone
CMS Landfill 5105 Morehead Rd Concord, NC 28027		704-262-6371

16. Waste Shipping Name and Description	17. Republic Services Approval # and Exp. Date	18. Containers No.	18. Containers Type	19. Total Quantity	20. Unit Wt/Vol
a. contaminated soil	5010-20-12078 9/17/2021		DT		T
b.				2784	
c.				45080	

21. Additional Descriptions for Materials Listed Above
Load #28

22. Special Handling Instructions and Additional Information
Bill: STAT 100170

23. **GENERATOR'S CERTIFICATION:** I hereby certify that the above named material is not a hazardous waste as defined by 40 CFR 261 or any applicable state law, has been properly described, classified and packaged, and is in proper condition for transportation according to applicable regulations; AND, if this waste is a treatment residue of a previously restricted hazardous waste subject to the Land Disposal Restrictions. I certify and warrant that the waste has been treated in accordance with the requirements of 40 CFR 268 and is no longer a hazardous waste as defined by 40 CFR 261.

Printed/Typed Name	Signature	Month	Day	Year
Chad Sparks per CPL		10	8	20

TRANSPORTER

24. **Transporter #1:** Acknowledgement of Receipt of Materials

Printed/Typed Name	Signature	Month	Day	Year
Cody Ivard	Cody Ivard			

25. **Transporter #2:** Acknowledgement of Receipt of Materials

Printed/Typed Name	Signature	Month	Day	Year

T/S/D FACILITY

26. Discrepancy Indication Space
CMS LANDFILL 5105 MOREHEAD RD CONCORD, NC 28027 704-262-6371

27. **Facility Owner or Operator:** Certification of receipt of waste materials covered by this manifest (except as noted in Item 19)

Printed/Typed Name	Signature	Month	Day	Year
Amy	Amy	10	8	20

REV 04/19

TRANSPORTER #2

COM000033
RS-F15

SITE BFI/CMS LANDFILL 704-782-2004
5105 MOREHEAD RD CONCORD, NC 28025

CUSTOMER 100170
STAT INC
PO BOX 1443
LENOIR, NC 28645

Contract:50102012078
Generator:Colonial Pipeline Company

SITE Y6	TICKET # 1767949	CELL	
WEIGHMASTER	Aly G.		
DATE/TIME IN	10/8/20 11:40 am	DATE/TIME OUT	10/8/20 11:40 ar
VEHICLE	stat140	CONTAINER	
REFERENCE	763598		
BILL OF LADING			

SCALE IN GROSS WEIGHT 75,000 NET TONS 23.26
TARE OUT TARE WEIGHT 28,480 NET WEIGHT 46,520

INBOUND
INVOICE

QTY.	UNIT	DESCRIPTION	RATE	EXTENSION	TAX	TOTAL
0.00	YD	Tracking QTY				
23.26	tn	SW-CONT SOIL-ALT DAILY COVER Origin:MECKLENBURG 100%				

THINK SAFETY CHOOSE LIVE It's the Right Thing!

HARD HATS AND SAFETY VEST ARE REQUIRED WHEN EXITING YOUR VEHICLE

WHILE IN THE LANDFILL. IF YOU DO NOT HAVE THESE ITEMS YOU MAY BORROW

A SET FROM THE SCALE HOUSE. THANK YOU.

NET AMOUNT
TENDERED
CHANGE
CHECK#

The undersigned individual signing this document on behalf of Customer acknowledges that he or she has read and understands the terms and conditions on the reverse side and that he or she has the authority to sign this document on behalf of the customer.

RS-F042UPR (07/12)

SIGNATURE _____

REPUBLIC SERVICES

Please print or type.

NON-HAZARDOUS WASTE MANIFEST

763598

1. Generator's US EPA ID Number	Manifest Document Number	2. Page 1 of	1767949

GENERATOR

3. Generator's Name and Mailing Address	5. Generating Location (if different)
CPC PO Box 79 Paw Creek NC 28213	Colonial Pipeline Company 14108 Huntersville-Concord Rd. Paw Creek, NC 28078
4. Phone ( )	6. Phone ( )

7. Transporter #1 Company Name	8. US EPA ID Number	9. Transporter #1's Phone
7th Inc		828-446-5565
10. Transporter #2 Company Name	**11. US EPA ID Number**	**12. Transporter #2's Phone**
13. Designated T/S/D Facility Name and Site Address	**14. US EPA ID Number**	**15. Facility's Phone**
CMS Landfill 5105 Morehead Rd Concord, NC 28027		704-262-0371

16. Waste Shipping Name and Description	17. Republic Services Approval # and Exp. Date	18. Containers No.	18. Containers Type	19. Total Quantity	20. Unit Wt/Vol
a. contaminated soil	5010-20-12070		VT		T
b.	9/17/2021			23	26
c.				46	520

21. Additional Descriptions for Materials Listed Above

Load 79

22. Special Handling Instructions and Additional Information

Bill: STAT 100170

23. **GENERATOR'S CERTIFICATION:** I hereby certify that the above named material is not a hazardous waste as defined by 40 CFR 261 or any applicable state law, has been properly described, classified and packaged, and is in proper condition for transportation according to applicable regulations; AND, if this waste is a treatment residue of a previously restricted hazardous waste subject to the Land Disposal Restrictions. I certify and warrant that the waste has been treated in accordance with the requirements of 40 CFR 268 and is no longer a hazardous waste as defined by 40 CFR 261.

Printed/Typed Name	Signature	Month	Day	Year
Chad [illegible] for CPC	[signature]	10	8	20

TRANSPORTER

24. **Transporter #1:** Acknowledgement of Receipt of Materials

Printed/Typed Name	Signature	Month	Day	Year
Dean Dungarner	Dean Dungarner	10	8	20

25. **Transporter #2:** Acknowledgement of Receipt of Materials

Printed/Typed Name	Signature	Month	Day	Year

T/S/D FACILITY

26. Discrepancy Indication Space

CMS LANDFILL 5105 MOREHEAD RD CONCORD, NC 28027 704-262-0371

27. **Facility Owner or Operator:** Certification of receipt of waste materials covered by this manifest (except as noted in Item 19)

Printed/Typed Name	Signature	Month	Day	Year
Aly	Aly	10	8	20

SITE BFI/CMS LANDFILL 704-782-2004
5105 MOREHEAD RD CONCORD, NC 28025

CUSTOMER 100170
STAT INC
PO BOX 1443
LENOIR, NC 28645

Contract:50102012078
Generator:Colonial Pipeline Company

SITE Y6	**TICKET #** 1767955	**CELL**	
WEIGHMASTER	Aly G.		
DATE/TIME IN	10/8/20 11:52 am	**DATE/TIME OUT**	10/8/20 11:52 ar
VEHICLE	stat162	**CONTAINER**	
REFERENCE	763597		
BILL OF LADING			

SCALE IN	GROSS WEIGHT	80,180	NET TONS	24.74
TARE OUT	TARE WEIGHT	30,700	NET WEIGHT	49,480

INBOUND
INVOICE

QTY.	UNIT	DESCRIPTION	RATE	EXTENSION	TAX	TOTAL
0.00	YD	Tracking QTY				
24.74	tn	SW-CONT SOIL-ALT DAILY COVER Origin:MECKLENBURG 100%				

HARD HATS AND SAFETY VEST ARE REQUIRED WHEN EXITING YOUR VEHICLE

WHILE IN THE LANDFILL. IF YOU DO NOT HAVE THESE ITEMS YOU MAY BORROW

A SET FROM THE SCALE HOUSE. THANK YOU.

NET AMOUNT
TENDERED
CHANGE
CHECK#

The undersigned individual signing this document on behalf of Customer acknowledges that he or she has read and understands the terms and conditions on the reverse side and that he or she has the authority to sign this document on behalf of the customer.

RS-F042UPR (07/12)

SIGNATURE _____

REPUBLIC SERVICES

Please print or type.

NON-HAZARDOUS WASTE MANIFEST

763597

1. Generator's US EPA ID Number	Manifest Document Number	2. Page 1 of	1767955

GENERATOR

3. Generator's Name and Mailing Address	5. Generating Location (if different)
CPC PO Box 79 Paw Creek NC 28213	Colonial Pipeline Company 14108 Huntersville-Concord Rd. Paw Creek, NC 28078
4. Phone ( )	6. Phone ( )

7. Transporter #1 Company Name	8. US EPA ID Number	9. Transporter #1's Phone
[illegible]		[illegible]
10. Transporter #2 Company Name	**11. US EPA ID Number**	**12. Transporter #2's Phone**
13. Designated T/S/D Facility Name and Site Address	**14. US EPA ID Number**	**15. Facility's Phone**
CMS Landfill 5105 Morehead Rd Concord, NC 28027		704-262-6371

16. Waste Shipping Name and Description	17. Republic Services Approval # and Exp. Date	18. Containers No.	18. Containers Type	19. Total Quantity	20. Unit Wt/Vol
a. contaminated soil	5010-20-12078 9/17/2021		DT		T
b.				2474	
c.				49480	

21. Additional Descriptions for Materials Listed Above

Load 30

TRK 162

TRL 1004

22. Special Handling Instructions and Additional Information

Bill: STAT 100170

23. **GENERATOR'S CERTIFICATION:** I hereby certify that the above named material is not a hazardous waste as defined by 40 CFR 261 or any applicable state law, has been properly described, classified and packaged, and is in proper condition for transportation according to applicable regulations; AND, if this waste is a treatment residue of a previously restricted hazardous waste subject to the Land Disposal Restrictions. I certify and warrant that the waste has been treated in accordance with the requirements of 40 CFR 268 and is no longer a hazardous waste as defined by 40 CFR 261.

Printed/Typed Name	Signature	Month	Day	Year
[illegible]	[signature]	10	8	20

TRANSPORTER

24. **Transporter #1:** Acknowledgement of Receipt of Materials

Printed/Typed Name	Signature	Month	Day	Year
Brace Tindell	[signature]	10	8	20

25. **Transporter #2:** Acknowledgement of Receipt of Materials

Printed/Typed Name	Signature	Month	Day	Year

T/S/D FACILITY

26. Discrepancy Indication Space

CMS LANDFILL 5105 MOREHEAD RD CONCORD, NC 28027 704-262-6371

27. **Facility Owner or Operator:** Certification of receipt of waste materials covered by this manifest (except as noted in Item 19)

Printed/Typed Name	Signature	Month	Day	Year
Aly	Aly	10	8	20

SITE BFI/CMS LANDFILL 704-782-2004
5105 MOREHEAD RD CONCORD, NC 28025

CUSTOMER 100170
STAT INC
PO BOX 1443
LENOIR, NC 28645

Contract:50102012078
Generator:Colonial Pipeline Company

SITE Y6	TICKET # 1768006	CELL	
WEIGHMASTER	Keyona C.		
DATE/TIME IN	10/8/20 1:31 pm	DATE/TIME OUT	10/8/20 1:31 pm
VEHICLE	dt84	CONTAINER	
REFERENCE	763596		
BILL OF LADING			

SCALE IN	GROSS WEIGHT 70,620	NET TONS	21.81
TARE OUT	TARE WEIGHT 27,000	NET WEIGHT	43,620

INBOUND
INVOICE

QTY.	UNIT	DESCRIPTION	RATE	EXTENSION	TAX	TOTAL
0.00	YD	Tracking QTY				
21.81	tn	SW-CONT SOIL-ALT DAILY COVER Origin:MECKLENBURG 100%				

HARD HATS AND SAFETY VEST ARE REQUIRED WHEN EXITING YOUR VEHICLE

WHILE IN THE LANDFILL. IF YOU DO NOT HAVE THESE ITEMS YOU MAY BORROW

A SET FROM THE SCALE HOUSE. THANK YOU.

NET AMOUNT
TENDERED
CHANGE
CHECK#

The undersigned individual signing this document on behalf of Customer acknowledges that he or she has read and understands the terms and conditions on the reverse side and that he or she has the authority to sign this document on behalf of the customer.

RS-F042UPR (07/12)

SIGNATURE _____

REPUBLIC SERVICES

Please print or type.

NON-HAZARDOUS WASTE MANIFEST

763596

1. Generator's US EPA ID Number	Manifest Document Number	2. Page 1 of	
			1NC8006

GENERATOR

3. Generator's Name and Mailing Address
CPL
PO Box 87
Paw Creek NC 28213
4. Phone ( )

5. Generating Location (if different)
[illegible] Pipeline Company
14106 Huntersville-Concord Rd.
Paw Creek, NC 28078
6. Phone ( )

7. Transporter #1 Company Name	8. US EPA ID Number	9. Transporter #1's Phone
STAT INC		828-446 5565
10. Transporter #2 Company Name	11. US EPA ID Number	12. Transporter #2's Phone
13. Designated T/S/D Facility Name and Site Address	14. US EPA ID Number	15. Facility's Phone
CMS Landfill 5105 Morehead Rd Concord, NC 28027		704-262-0371

16. Waste Shipping Name and Description	17. Republic Services Approval # and Exp. Date	18. Containers No.	18. Containers Type	19. Total Quantity	20. Unit Wt/Vol
a. contaminated soil	5010-30-13078 9/17/2021		DT		T
b.				2	81
c.				43120	

21. Additional Descriptions for Materials Listed Above
Load # 31

22. Special Handling Instructions and Additional Information
Bill: STAT 100178

23. **GENERATOR'S CERTIFICATION:** I hereby certify that the above named material is not a hazardous waste as defined by 40 CFR 261 or any applicable state law, has been properly described, classified and packaged, and is in proper condition for transportation according to applicable regulations; AND, if this waste is a treatment residue of a previously restricted hazardous waste subject to the Land Disposal Restrictions. I certify and warrant that the waste has been treated in accordance with the requirements of 40 CFR 268 and is no longer a hazardous waste as defined by 40 CFR 261.

Printed/Typed Name	Signature	Month	Day	Year
Chad Sparks per CPL		10	8	20

TRANSPORTER

24. **Transporter #1:** Acknowledgement of Receipt of Materials

Printed/Typed Name	Signature	Month	Day	Year
Maurice Wilson	Maurice Wilson	10	8	20

25. **Transporter #2:** Acknowledgement of Receipt of Materials

Printed/Typed Name	Signature	Month	Day	Year

T/S/D FACILITY

26. Discrepancy Indication Space
CMS LANDFILL 5105 MOREHEAD RD CONCORD, NC 28027 704-262-0371

27. **Facility Owner or Operator:** Certification of receipt of waste materials covered by this manifest (except as noted in Item 19)

Printed/Typed Name	Signature	Month	Day	Year
Kay	Kay	10	8	20

REV 04/19

TRANSPORTER #2

COM000033
RS-F15

SITE Y6 | TICKET # 1768017 | CELL

WEIGHMASTER Keyona C.

SITE BFI/CMS LANDFILL 704-782-2004
5105 MOREHEAD RD CONCORD, NC 28025

DATE/TIME IN 10/8/20 1:53 pm | DATE/TIME OUT 10/8/20 1:53 pr

CUSTOMER 100170
STAT INC
PO BOX 1443
LENOIR, NC 28645

VEHICLE stat161 | CONTAINER

REFERENCE 763595

BILL OF LADING

Contract:50102012078
Generator:Colonial Pipeline Company

INBOUND

INVOICE

SCALE IN GROSS WEIGHT 75,840 NET TONS 18.15
TARE OUT TARE WEIGHT 39,540 NET WEIGHT 36,300

QTY.	UNIT	DESCRIPTION	RATE	EXTENSION	TAX	TOTAL
0.00	YD	Tracking QTY				
18.15	tn	SW-CONT SOIL-ALT DAILY COVER Origin:MECKLENBURG 100%				

HARD HATS AND SAFETY VEST ARE REQUIRED WHEN EXITING YOUR VEHICLE

WHILE IN THE LANDFILL. IF YOU DO NOT HAVE THESE ITEMS YOU MAY BORROW

A SET FROM THE SCALE HOUSE. THANK YOU.

NET AMOUNT

TENDERED

CHANGE

CHECK#

The undersigned individual signing this document on behalf of Customer acknowledges that he or she has read and understands the terms and conditions on the reverse side and that he or she has the authority to sign this document on behalf of the customer.

SIGNATURE

RS-F042UPR (07/12)

21. Additional Descriptions for Materials Listed Above

Load # 22

22. Special Handling Instructions and Additional Information

Bill: STAT 100170

23. **GENERATOR'S CERTIFICATION:** I hereby certify that the above named material is not a hazardous waste as defined by 40 CFR 261 or any applicable state law, has been properly described, classified and packaged, and is in proper condition for transportation according to applicable regulations; AND, if this waste is a treatment residue of a previously restricted hazardous waste subject to the Land Disposal Restrictions. I certify and warrant that the waste has been treated in accordance with the requirements of 40 CFR 268 and is no longer a hazardous waste as defined by 40 CFR 261.

Printed/Typed Name: Chad Sparks Pr. CPC | Signature | Month 10 Day 8 Year 20

TRANSPORTER

24. **Transporter #1:** Acknowledgement of Receipt of Materials

Printed/Typed Name: DANNY ROARK | Signature | Month 10 Day 8 Year 20

25. **Transporter #2:** Acknowledgement of Receipt of Materials

Printed/Typed Name | Signature | Month Day Year

26. Discrepancy Indication Space

SITE BFI/CMS LANDFILL 704-782-2004
5105 MOREHEAD RD CONCORD, NC 28025

CUSTOMER 100170
STAT INC
PO BOX 1443
LENOIR, NC 28645

Contract:50102012078
Generator:Colonial Pipeline Company

SITE Y6	TICKET # 1768007	CELL	
WEIGHMASTER	Keyona C.		
DATE/TIME IN	10/8/20 1:35 pm	DATE/TIME OUT	10/8/20 1:35 pm
VEHICLE	STAT80	CONTAINER	
REFERENCE	763594		
BILL OF LADING			

SCALE IN	GROSS WEIGHT	75,260	NET TONS 23.42	INBOUND
TARE OUT	TARE WEIGHT	28,420	NET WEIGHT 46,840	INVOICE

QTY.	UNIT	DESCRIPTION	RATE	EXTENSION	TAX	TOTAL
0.00	YD	Tracking QTY				
23.42	tn	SW-CONT SOIL-ALT DAILY COVER Origin:MECKLENBURG 100%				

HARD HATS AND SAFETY VEST ARE REQUIRED WHEN EXITING YOUR VEHICLE

WHILE IN THE LANDFILL. IF YOU DO NOT HAVE THESE ITEMS YOU MAY BORROW

A SET FROM THE SCALE HOUSE. THANK YOU.

NET AMOUNT
TENDERED
CHANGE
CHECK#

The undersigned individual signing this document on behalf of Customer acknowledges that he or she has read and understands the terms and conditions on the reverse side and that he or she has the authority to sign this document on behalf of the customer.

RS-F042UPR (07/12)

SIGNATURE _____

REPUBLIC SERVICES

Please print or type.

NON-HAZARDOUS WASTE MANIFEST

763594

1. Generator's US EPA ID Number	Manifest Document Number	2. Page 1 of	1168004

GENERATOR

3. Generator's Name and Mailing Address	5. Generating Location (if different)
CPC PO Box 87 Paw Creek NC 28213	Colonial Pipeline Company 14108 Huntersville-Concord Rd. Paw Creek, NC 28078
4. Phone (704) 399-5259	6. Phone ( )

7. Transporter #1 Company Name	8. US EPA ID Number	9. Transporter #1's Phone
STAT, INC		878-446-5565
10. Transporter #2 Company Name	**11. US EPA ID Number**	**12. Transporter #2's Phone**
13. Designated T/S/D Facility Name and Site Address	**14. US EPA ID Number**	**15. Facility's Phone**
CMS Landfill 5105 Morehead Rd Concord, NC 28027		704-262-0371

16. Waste Shipping Name and Description	17. Republic Services Approval # and Exp. Date	18. Containers No.	18. Containers Type	19. Total Quantity	20. Unit Wt/Vol
a.			DT		T
b. contaminated soil	5010-20-12070	8/17/2021			
c.				2342	
				40840	

21. Additional Descriptions for Materials Listed Above

Load# 33

22. Special Handling Instructions and Additional Information

Bill: STAT 100170

23. **GENERATOR'S CERTIFICATION:** I hereby certify that the above named material is not a hazardous waste as defined by 40 CFR 261 or any applicable state law, has been properly described, classified and packaged, and is in proper condition for transportation according to applicable regulations; AND, if this waste is a treatment residue of a previously restricted hazardous waste subject to the Land Disposal Restrictions. I certify and warrant that the waste has been treated in accordance with the requirements of 40 CFR 268 and is no longer a hazardous waste as defined by 40 CFR 261.

Printed/Typed Name	Signature	Month	Day	Year

TRANSPORTER

24. **Transporter #1:** Acknowledgement of Receipt of Materials

Printed/Typed Name	Signature	Month	Day	Year
[illegible]	[signature]	10	8	20

25. **Transporter #2:** Acknowledgement of Receipt of Materials

Printed/Typed Name	Signature	Month	Day	Year
[illegible]	[signature]			

T/S/D FACILITY

26. Discrepancy Indication Space

CMS LANDFILL 5105 MOREHEAD RD CONCORD, NC 28027 704-262-0371

27. **Facility Owner or Operator:** Certification of receipt of waste materials covered by this manifest (except as noted in Item 19)

Printed/Typed Name	Signature	Month	Day	Year
Kay	Kay	10	8	20

REV 04/19

GENERATOR'S COPY

COM000033

SITE BFI/CMS LANDFILL 704-782-2004
5105 MOREHEAD RD CONCORD, NC 28025

CUSTOMER 100170
STAT INC
PO BOX 1443
LENOIR, NC 28645

Contract:50102012078
Generator:Colonial Pipeline Company

SITE Y6	TICKET # 1768021	CELL	
WEIGHMASTER	Keyona C.		
DATE/TIME IN	10/8/20 2:08 pm	DATE/TIME OUT	10/8/20 2:08 pr
VEHICLE	STAT159	CONTAINER	
REFERENCE	763593		
BILL OF LADING			

SCALE IN GROSS WEIGHT 77,740 NET TONS 23.37
TARE OUT TARE WEIGHT 31,000 NET WEIGHT 46,740

INBOUND
INVOICE

QTY.	UNIT	DESCRIPTION	RATE	EXTENSION	TAX	TOTAL
0.00	YD	Tracking QTY				
23.37	tn	SW-CONT SOIL-ALT DAILY COVER Origin:MECKLENBURG 100%				

THINK CHOOSE SAFETY LIVE

HARD HATS AND SAFETY VEST ARE REQUIRED WHEN EXITING YOUR VEHICLE

WHILE IN THE LANDFILL. IF YOU DO NOT HAVE THESE ITEMS YOU MAY BORROW

A SET FROM THE SCALE HOUSE. THANK YOU.

NET AMOUNT
TENDERED
CHANGE
CHECK#

The undersigned individual signing this document on behalf of Customer acknowledges that he or she has read and understands the terms and conditions on the reverse side and that he or she has the authority to sign this document on behalf of the customer.

RS-F042UPR (07/12)

SIGNATURE _____

REPUBLIC SERVICES

Please print or type.

NON-HAZARDOUS WASTE MANIFEST

763593
10/8/21

1. Generator's US EPA ID Number	Manifest Document Number	2. Page 1 of

GENERATOR

3. Generator's Name and Mailing Address
CPL
PO Box 87
Paw Creek NC 28213
4. Phone ( ) 704-399-5259

5. Generating Location (if different) Colonial Pipeline Company
14108 Huntersville-Concord Rd.
Paw Creek, NC 28078
6. Phone ( )

7. Transporter #1 Company Name	8. US EPA ID Number	9. Transporter #1's Phone
STAT, INC		828-446-5565
10. Transporter #2 Company Name	11. US EPA ID Number	12. Transporter #2's Phone

13. Designated T/S/D Facility Name and Site Address	14. US EPA ID Number	15. Facility's Phone
CMS Landfill 5105 Morehead Rd Concord, NC 28027		704-262-4371

16. Waste Shipping Name and Description	17. Republic Services Approval # and Exp. Date	18. Containers No.	18. Containers Type	19. Total Quantity	20. Unit Wt/Vol
a.			DT		T
b. contaminated soil	5010-20-12078 9/17/2021			2237	
c.				4040	

21. Additional Descriptions for Materials Listed Above
Load # 34

22. Special Handling Instructions and Additional Information
Bill: STAT 100170

23. **GENERATOR'S CERTIFICATION:** I hereby certify that the above named material is not a hazardous waste as defined by 40 CFR 261 or any applicable state law, has been properly described, classified and packaged, and is in proper condition for transportation according to applicable regulations; AND, if this waste is a treatment residue of a previously restricted hazardous waste subject to the Land Disposal Restrictions. I certify and warrant that the waste has been treated in accordance with the requirements of 40 CFR 268 and is no longer a hazardous waste as defined by 40 CFR 261.

Printed/Typed Name	Signature	Month	Day	Year
Chad Sparks per CPL		10	8	21

TRANSPORTER

24. **Transporter #1:** Acknowledgement of Receipt of Materials

Printed/Typed Name	Signature	Month	Day	Year
James Robbins		10	8	21

25. **Transporter #2:** Acknowledgement of Receipt of Materials

Printed/Typed Name	Signature	Month	Day	Year

T/S/D FACILITY

26. Discrepancy Indication Space
CMS LANDFILL 5105 MOREHEAD RD CONCORD, NC 28027 704-262-4371

27. **Facility Owner or Operator:** Certification of receipt of waste materials covered by this manifest (except as noted in Item 19)

Printed/Typed Name	Signature	Month	Day	Year
Kay	Kay	10	8	21

TRANSPORTER #2

SITE BFI/CMS LANDFILL 704-782-2004
5105 MOREHEAD RD CONCORD, NC 28025

CUSTOMER 100170
STAT INC
PO BOX 1443
LENOIR, NC 28645

Contract:50102012078
Generator:Colonial Pipeline Company

SITE Y6	TICKET # 1768060	CELL	
WEIGHMASTER	Aly G.		
DATE/TIME IN	10/8/20 3:25 pm	DATE/TIME OUT	10/8/20 3:25 pr
VEHICLE	stat163	CONTAINER	
REFERENCE	763592		
BILL OF LADING			

SCALE IN GROSS WEIGHT 82,720 NET TONS 26.12 INBOUND
TARE OUT TARE WEIGHT 30,480 NET WEIGHT 52,240 INVOICE

QTY.	UNIT	DESCRIPTION	RATE	EXTENSION	TAX	TOTAL
0.00	YD	Tracking QTY				
26.12	tn	SW-CONT SOIL-ALT DAILY COVER Origin:MECKLENBURG 100%				

HARD HATS AND SAFETY VEST ARE REQUIRED WHEN EXITING YOUR VEHICLE

WHILE IN THE LANDFILL. IF YOU DO NOT HAVE THESE ITEMS YOU MAY BORROW

A SET FROM THE SCALE HOUSE. THANK YOU.

NET AMOUNT
TENDERED
CHANGE
CHECK#

The undersigned individual signing this document on behalf of Customer acknowledges that he or she has read and understands the terms and conditions on the reverse side and that he or she has the authority to sign this document on behalf of the customer.

RS-F042UPR (07/12)

SIGNATURE _____

REPUBLIC SERVICES

Please print or type.

NON-HAZARDOUS WASTE MANIFEST

763592

1. Generator's US EPA ID Number	Manifest Document Number	2. Page 1 of	1 of 1

GENERATOR

3. Generator's Name and Mailing Address	5. Generating Location (if different)
CPC PO Box 27 Paw Creek NC 28213	Colonial Pipeline Company 14108 Huntersville-Concord Rd. Paw Creek, NC 28078
4. Phone ( )	6. Phone ( )

7. Transporter #1 Company Name	8. US EPA ID Number	9. Transporter #1's Phone
STAT, INC		222-446-5565
10. Transporter #2 Company Name	**11. US EPA ID Number**	**12. Transporter #2's Phone**
13. Designated T/S/D Facility Name and Site Address	**14. US EPA ID Number**	**15. Facility's Phone**
CMS Landfill 5105 Morehead Rd Concord, NC 28027		704-262-6371

16. Waste Shipping Name and Description	17. Republic Services Approval # and Exp. Date	18. Containers No.	18. Containers Type	19. Total Quantity	20. Unit Wt/Vol
a.			DT		T
b. contaminated soil	5010-26-12078 9/17/2021			2612	
c.				52240	

21. Additional Descriptions for Materials Listed Above

Load # 35

22. Special Handling Instructions and Additional Information

Bill: STAT 100170

23. **GENERATOR'S CERTIFICATION:** I hereby certify that the above named material is not a hazardous waste as defined by 40 CFR 261 or any applicable state law, has been properly described, classified and packaged, and is in proper condition for transportation according to applicable regulations; AND, if this waste is a treatment residue of a previously restricted hazardous waste subject to the Land Disposal Restrictions. I certify and warrant that the waste has been treated in accordance with the requirements of 40 CFR 268 and is no longer a hazardous waste as defined by 40 CFR 261.

Printed/Typed Name	Signature	Month	Day	Year
Chad Sparks	[signature]	10	8	20

TRANSPORTER

24. **Transporter #1:** Acknowledgement of Receipt of Materials

Printed/Typed Name	Signature	Month	Day	Year
TODD LAIL	Todd Lail	10	8	20

25. **Transporter #2:** Acknowledgement of Receipt of Materials

Printed/Typed Name	Signature	Month	Day	Year

T/S/D FACILITY

26. Discrepancy Indication Space

CMS LANDFILL 5105 MOREHEAD RD CONCORD, NC 28027 704-262-6371

27. **Facility Owner or Operator:** Certification of receipt of waste materials covered by this manifest (except as noted in Item 19)

Printed/Typed Name	Signature	Month	Day	Year
Amy	Amy	10	8	20

GENERATOR'S COPY

COM000033

RS-F15

REV 04/19

SITE BFI/CMS LANDFILL 704-782-2004
5105 MOREHEAD RD CONCORD, NC 28025

CUSTOMER 100170
STAT INC
PO BOX 1443
LENOIR, NC 28645

Contract:50102012078
Generator:Colonial Pipeline Company

SITE Y6	TICKET # 1768067	CELL	
WEIGHMASTER	Aly G.		
DATE/TIME IN	10/8/20 3:44 pm	DATE/TIME OUT	10/8/20 3:44 pm
VEHICLE	dt84	CONTAINER	
REFERENCE	763591		
BILL OF LADING			

SCALE IN GROSS WEIGHT 69,900 NET TONS 21.45
TARE OUT TARE WEIGHT 27,000 NET WEIGHT 42,900

INBOUND
INVOICE

QTY.	UNIT	DESCRIPTION	RATE	EXTENSION	TAX	TOTAL
0.00	YD	Tracking QTY				
21.45	tn	SW-CONT SOIL-ALT DAILY COVER Origin:MECKLENBURG 100%				

HARD HATS AND SAFETY VEST ARE REQUIRED WHEN EXITING YOUR VEHICLE

WHILE IN THE LANDFILL. IF YOU DO NOT HAVE THESE ITEMS YOU MAY BORROW

A SET FROM THE SCALE HOUSE. THANK YOU.

NET AMOUNT
TENDERED
CHANGE
CHECK#

The undersigned individual signing this document on behalf of Customer acknowledges that he or she has read and understands the terms and conditions on the reverse side and that he or she has the authority to sign this document on behalf of the customer.

RS-F042UPR (07/12)

SIGNATURE _____

REPUBLIC SERVICES

Please print or type.

NON-HAZARDOUS WASTE MANIFEST

763591

GENERATOR

1. Generator's US EPA ID Number	Manifest Document Number	2. Page 1 of

3. Generator's Name and Mailing Address
CPL
PO Box 87
Paw Creek NC 28213
4. Phone ( )

5. Generating Location (if different) 7168007
Colonial Pipeline Company
14168 Huntersville-Concord Rd.
Paw Creek, NC 28078
6. Phone ( )

7. Transporter #1 Company Name	8. US EPA ID Number	9. Transporter #1's Phone
STAT, INC		828-446-5565
10. Transporter #2 Company Name	11. US EPA ID Number	12. Transporter #2's Phone
13. Designated T/S/D Facility Name and Site Address	14. US EPA ID Number	15. Facility's Phone
CMS Landfill 5105 Morehead Rd Concord, NC 28027		704-262-0371

16. Waste Shipping Name and Description	17. Republic Services Approval # and Exp. Date	18. Containers No.	18. Containers Type	19. Total Quantity	20. Unit Wt/Vol
a.			DT		T
b. contaminated soil	3010-20-12078 9/17/2021			2145	
c.				42900	

21. Additional Descriptions for Materials Listed Above
Load # 36

22. Special Handling Instructions and Additional Information
(Bill: STAT 100170)

23. **GENERATOR'S CERTIFICATION:** I hereby certify that the above named material is not a hazardous waste as defined by 40 CFR 261 or any applicable state law, has been properly described, classified and packaged, and is in proper condition for transportation according to applicable regulations; AND, if this waste is a treatment residue of a previously restricted hazardous waste subject to the Land Disposal Restrictions. I certify and warrant that the waste has been treated in accordance with the requirements of 40 CFR 268 and is no longer a hazardous waste as defined by 40 CFR 261.

Printed/Typed Name	Signature	Month	Day	Year
Chad Sinks per CPL		10	8	20

TRANSPORTER

24. **Transporter #1:** Acknowledgement of Receipt of Materials

Printed/Typed Name	Signature	Month	Day	Year
Maurice Wilson	Maurice Wilson	10	8	20

25. **Transporter #2:** Acknowledgement of Receipt of Materials

Printed/Typed Name	Signature	Month	Day	Year

T/S/D FACILITY

26. Discrepancy Indication Space
CMS LANDFILL 5105 MOREHEAD RD CONCORD, NC 28027 704-262-0371

27. **Facility Owner or Operator:** Certification of receipt of waste materials covered by this manifest (except as noted in Item 19)

Printed/Typed Name	Signature	Month	Day	Year
Any	Any	10	8	20

REV 04/19

TRANSPORTER #2

COM000033
RS-F15

SITE BFI/CMS LANDFILL 704-782-2004
5105 MOREHEAD RD CONCORD, NC 28025

CUSTOMER 100170
STAT INC
PO BOX 1443
LENOIR, NC 28645

Contract:50102012078
Generator:Colonial Pipeline Company

SITE Y6	TICKET # 1768074	CELL	
WEIGHMASTER	Aly G.		
DATE/TIME IN	10/8/20 4:15 pm	DATE/TIME OUT	10/8/20 4:15 pr
VEHICLE	STAT131	CONTAINER	
REFERENCE	763590		
BILL OF LADING			

SCALE IN	GROSS WEIGHT	77,760	NET TONS	24.03
TARE OUT	TARE WEIGHT	29,700	NET WEIGHT	48,060

INBOUND
INVOICE

QTY.	UNIT	DESCRIPTION	RATE	EXTENSION	TAX	TOTAL
0.00	YD	Tracking QTY				
24.03	tn	SW-CONT SOIL-ALT DAILY COVER Origin:MECKLENBURG 100%				

HARD HATS AND SAFETY VEST ARE REQUIRED WHEN EXITING YOUR VEHICLE

WHILE IN THE LANDFILL. IF YOU DO NOT HAVE THESE ITEMS YOU MAY BORROW

A SET FROM THE SCALE HOUSE. THANK YOU.

NET A

The undersigned individual signing this document on behalf of Customer acknowledges that he or she has read and understands the terms and conditions on the reverse side and that he or she has the authority to sign this document on behalf of the customer.

RS-F042UPR (07/12)

SIGNATURE _____

REPUBLIC SERVICES

NON-HAZARDOUS WASTE MANIFEST

763590

Please print or type.

1. Generator's US EPA ID Number	Manifest Document Number	2. Page 1 of	1768074

GENERATOR

3. Generator's Name and Mailing Address	5. Generating Location (if different)
CPC PO Box 87 Pow Creek NC 28213	Colonial Pipeline Company 14108 Huntersville-Concord Rd. Pow Creek, NC 28078
4. Phone ( )	6. Phone ( )

7. Transporter #1 Company Name	8. US EPA ID Number	9. Transporter #1's Phone
TAT, INC		888-446-3565
10. Transporter #2 Company Name	**11. US EPA ID Number**	**12. Transporter #2's Phone**
13. Designated T/S/D Facility Name and Site Address	**14. US EPA ID Number**	**15. Facility's Phone**
CMS Landfill 5105 Morehead Rd Concord, NC 28027		704-262-6371

16. Waste Shipping Name and Description	17. Republic Services Approval # and Exp. Date	18. Containers No.	18. Containers Type	19. Total Quantity	20. Unit Wt/Vol
a.			DT		T
b. contaminated soil	5010-20-12078 9/17/2021			24	03
c.				48	060

21. Additional Descriptions for Materials Listed Above

Load # 37

22. Special Handling Instructions and Additional Information

Bill: STAT 100170

23. **GENERATOR'S CERTIFICATION:** I hereby certify that the above named material is not a hazardous waste as defined by 40 CFR 261 or any applicable state law, has been properly described, classified and packaged, and is in proper condition for transportation according to applicable regulations; AND, if this waste is a treatment residue of a previously restricted hazardous waste subject to the Land Disposal Restrictions. I certify and warrant that the waste has been treated in accordance with the requirements of 40 CFR 268 and is no longer a hazardous waste as defined by 40 CFR 261.

Printed/Typed Name	Signature	Month	Day	Year
Chad Sparks for CPC	[signature]	10	8	20

TRANSPORTER

24. **Transporter #1:** Acknowledgement of Receipt of Materials

Printed/Typed Name	Signature	Month	Day	Year
Cory Cox Jr	[signature]	10	8	20

25. **Transporter #2:** Acknowledgement of Receipt of Materials

Printed/Typed Name	Signature	Month	Day	Year

T/S/D FACILITY

26. Discrepancy Indication Space

CMS LANDFILL 5105 MOREHEAD RD CONCORD, NC 28027 704-262-6371

27. **Facility Owner or Operator:** Certification of receipt of waste materials covered by this manifest (except as noted in Item 19)

Printed/Typed Name	Signature	Month	Day	Year
Ally	Ally	10	8	20

GENERATOR'S COPY

REV 04/19

COM000033
RS F15

SITE

BFI/CMS LANDFILL 704-782-2004
5105 MOREHEAD RD CONCORD, NC 28025

CUSTOMER

100170
STAT INC
PO BOX 1443
LENOIR, NC 28645

Contract:50102012078
Generator:Colonial Pipeline Company

SITE	TICKET #	CELL
Y6	1768114	

WEIGHMASTER Keyona C.

DATE/TIME IN	DATE/TIME OUT
10/9/20 7:35 am	10/9/20 7:35 am

VEHICLE	CONTAINER
dt83	

REFERENCE 763588

BILL OF LADING

SCALE IN	GROSS WEIGHT	75,040	NET TONS	24.07	INBOUND
TARE OUT	TARE WEIGHT	26,900	NET WEIGHT	48,140	INVOICE

QTY.	UNIT	DESCRIPTION	RATE	EXTENSION	TAX	TOTAL
0.00	YD	Tracking QTY				
24.07	tn	SW-CONT SOIL-ALT DAILY Origin:MECKLENBURG 100% COVER				



HARD HATS AND SAFETY VEST ARE REQUIRED WHEN EXITING YOUR VEHICLE

WHILE IN THE LANDFILL. IF YOU DO NOT HAVE THESE ITEMS YOU MAY BORROW

A SET FROM THE SCALE HOUSE. THANK YOU.

The undersigned individual signing this document on behalf of Customer acknowledges that he or she has read and understands the terms and conditions on the reverse side and that he or she has the authority to sign this document on behalf of the customer.

NET AMOUNT
TENDERED
CHANGE
CHECK#

RS-F042UPR (04/19)

SIGNATURE _____

REPUBLIC SERVICES

Please print or type.

NON-HAZARDOUS WASTE MANIFEST

763588

1. Generator's US EPA ID Number	Manifest Document Number	2. Page 1 of	1768114

GENERATOR

3. Generator's Name and Mailing Address	5. Generating Location (if different)
CPL PO Box 27 Paw Creek NC 28013	Colonial Pipeline Company 14106 Huntersville-Concord Rd. Paw Creek, NC 28078
4. Phone ( )	6. Phone ( )

7. Transporter #1 Company Name	8. US EPA ID Number	9. Transporter #1's Phone
STAT INC		222-446-556-5
10. Transporter #2 Company Name	**11. US EPA ID Number**	**12. Transporter #2's Phone**
13. Designated T/S/D Facility Name and Site Address	**14. US EPA ID Number**	**15. Facility's Phone**
CMS Landfill 5105 Morehead Rd Concord, NC 28027		704-262-6371

16. Waste Shipping Name and Description	17. Republic Services Approval # and Exp. Date	18. Containers No.	18. Containers Type	19. Total Quantity	20. Unit Wt/Vol
a.			T		T
b. contaminated soil	5010-20-12078 9/17/2021			2407	
c.				48140	

21. Additional Descriptions for Materials Listed Above

Level 39

22. Special Handling Instructions and Additional Information

Bill: STAT 100170

23. **GENERATOR'S CERTIFICATION:** I hereby certify that the above named material is not a hazardous waste as defined by 40 CFR 261 or any applicable state law, has been properly described, classified and packaged, and is in proper condition for transportation according to applicable regulations; AND, if this waste is a treatment residue of a previously restricted hazardous waste subject to the Land Disposal Restrictions. I certify and warrant that the waste has been treated in accordance with the requirements of 40 CFR 268 and is no longer a hazardous waste as defined by 40 CFR 261.

Printed/Typed Name	Signature	Month	Day	Year
Chad Sparks per CPL	[signature]	10	9	20

TRANSPORTER

24. **Transporter #1:** Acknowledgement of Receipt of Materials

Printed/Typed Name	Signature	Month	Day	Year
Darren Sims	Darren Sims	10	9	20

25. **Transporter #2:** Acknowledgement of Receipt of Materials

Printed/Typed Name	Signature	Month	Day	Year

T/S/D FACILITY

26. Discrepancy Indication Space

CMS LANDFILL 5105 MOREHEAD RD CONCORD, NC 28027 704-262-6371

27. **Facility Owner or Operator:** Certification of receipt of waste materials covered by this manifest (except as noted in Item 19)

Printed/Typed Name	Signature	Month	Day	Year
Kay	Kay	10	9	20

GENERATOR'S COPY

REV 04/19

COM000033

RS-F15

SITE BFI/CMS LANDFILL 704-782-2004
5105 MOREHEAD RD CONCORD, NC 28025

CUSTOMER 100170
STAT INC
PO BOX 1443
LENOIR, NC 28645

Contract:50102012078
Generator:Colonial Pipeline Company

SITE Y6	**TICKET #** 1768084	**CELL**	
WEIGHMASTER	Keyona C.		
DATE/TIME IN	10/9/20 6:03 am	**DATE/TIME OUT**	10/9/20 6:03 ar
VEHICLE	STAT80	**CONTAINER**	
REFERENCE	763587		
BILL OF LADING			

SCALE IN GROSS WEIGHT 76,380 NET TONS 23.98 INBOUND
TARE OUT TARE WEIGHT 28,420 NET WEIGHT 47,960 INVOICE

QTY.	UNIT	DESCRIPTION	RATE	EXTENSION	TAX	TOTAL
0.00	YD	Tracking QTY				
23.98	tn	SW-CONT SOIL-ALT DAILY COVER Origin:MECKLENBURG 100%				

HARD HATS AND SAFETY VEST ARE REQUIRED WHEN EXITING YOUR VEHICLE

WHILE IN THE LANDFILL. IF YOU DO NOT HAVE THESE ITEMS YOU MAY BORROW

A SET FROM THE SCALE HOUSE. THANK YOU.

NET AMOUNT
TENDERED
CHANGE
CHECK#

The undersigned individual signing this document on behalf of Customer acknowledges that he or she has read and understands the terms and conditions on the reverse side and that he or she has the authority to sign this document on behalf of the customer.

RS-F042UPR (07/12)

SIGNATURE _____

REPUBLIC SERVICES

Please print or type.

NON-HAZARDOUS WASTE MANIFEST

763587

1. Generator's US EPA ID Number	Manifest Document Number	2. Page 1 of	1768184

GENERATOR

3. Generator's Name and Mailing Address	5. Generating Location (if different)
CPL PO Box 77 Paw Creek NC 28213	Colonial Pipeline Company 14108 Huntersville-Concord Rd. Paw Creek, NC 28078
4. Phone ( )	6. Phone ( )

7. Transporter #1 Company Name	8. US EPA ID Number	9. Transporter #1's Phone
STAT, INC		828-446-[illegible]
10. Transporter #2 Company Name	11. US EPA ID Number	12. Transporter #2's Phone
13. Designated T/S/D Facility Name and Site Address	14. US EPA ID Number	15. Facility's Phone
CMS Landfill 5105 Morehead Rd Concord, NC 28027		704-262-6371

16. Waste Shipping Name and Description	17. Republic Services Approval # and Exp. Date	18. Containers No.	18. Containers Type	19. Total Quantity	20. Unit Wt/Vol
a.			DT		T
b. contaminated soil	5010-20-12078 9/17/2021			2398	
c.				47960	

21. Additional Descriptions for Materials Listed Above

Cond 90

22. Special Handling Instructions and Additional Information

Bill: STAT 100179

23. **GENERATOR'S CERTIFICATION:** I hereby certify that the above named material is not a hazardous waste as defined by 40 CFR 261 or any applicable state law, has been properly described, classified and packaged, and is in proper condition for transportation according to applicable regulations; AND, if this waste is a treatment residue of a previously restricted hazardous waste subject to the Land Disposal Restrictions. I certify and warrant that the waste has been treated in accordance with the requirements of 40 CFR 268 and is no longer a hazardous waste as defined by 40 CFR 261.

Printed/Typed Name	Signature	Month	Day	Year
[illegible]	[signature]	10	9	20

TRANSPORTER

24. **Transporter #1:** Acknowledgement of Receipt of Materials

Printed/Typed Name	Signature	Month	Day	Year
[illegible]	[signature]	10	9	20

25. **Transporter #2:** Acknowledgement of Receipt of Materials

Printed/Typed Name	Signature	Month	Day	Year

T/S/D FACILITY

26. Discrepancy Indication Space

CMS LANDFILL 5105 MOREHEAD RD CONCORD, NC 28027 704-262-6371

27. **Facility Owner or Operator:** Certification of receipt of waste materials covered by this manifest (except as noted in Item 19)

Printed/Typed Name	Signature	Month	Day	Year
Kay	Kay	10	9	20

REV 04/19

GENERATOR'S COPY

COM000033
RS-F15

SITE BFI/CMS LANDFILL 704-782-2004
5105 MOREHEAD RD CONCORD, NC 28025

CUSTOMER 100170
STAT INC
PO BOX 1443
LENOIR, NC 28645

Contract:50102012078
Generator:Colonial Pipeline Company

SITE Y6	TICKET # 1768163	CELL
WEIGHMASTER	Keyona C.	
DATE/TIME IN	10/9/20 9:37 am	DATE/TIME OUT 10/9/20 9:37 ar
VEHICLE	STAT80	CONTAINER
REFERENCE	763586	
BILL OF LADING		

SCALE IN	GROSS WEIGHT	68,540	NET TONS 20.06	INBOUND
TARE OUT	TARE WEIGHT	28,420	NET WEIGHT 40,120	INVOICE

QTY.	UNIT	DESCRIPTION	RATE	EXTENSION	TAX	TOTAL
0.00	YD	Tracking QTY				
20.06	tn	SW-CONT SOIL-ALT DAILY COVER Origin:MECKLENBURG 100%				

HARD HATS AND SAFETY VEST ARE REQUIRED WHEN EXITING YOUR VEHICLE

WHILE IN THE LANDFILL. IF YOU DO NOT HAVE THESE ITEMS YOU MAY BORROW

A SET FROM THE SCALE HOUSE. THANK YOU.

NET AMOUNT
TENDERED
CHANGE
CHECK#

The undersigned individual signing this document on behalf of Customer acknowledges that he or she has read and understands the terms and conditions on the reverse side and that he or she has the authority to sign this document on behalf of the customer.

RS-F042UPR (04/19)

SIGNATURE _____

REPUBLIC SERVICES

NON-HAZARDOUS WASTE MANIFEST

763586

Please print or type.

1. Generator's US EPA ID Number	Manifest Document Number	2. Page 1 of	1 of 1

GENERATOR

3. Generator's Name and Mailing Address	5. Generating Location (if different)
CPL PO Box 17 Paw Creek NC 28213	Colonial Pipeline Company 14108 Huntersville-Concord Rd. Paw Creek, NC 28078
4. Phone ( )	6. Phone ( )

7. Transporter #1 Company Name	8. US EPA ID Number	9. Transporter #1's Phone
STAT, INC		[illegible]
10. Transporter #2 Company Name	11. US EPA ID Number	12. Transporter #2's Phone
13. Designated T/S/D Facility Name and Site Address	14. US EPA ID Number	15. Facility's Phone
CMS Landfill 5105 Morehead Rd Concord, NC 28027		704-262-6371

16. Waste Shipping Name and Description	17. Republic Services Approval # and Exp. Date	18. Containers No.	18. Containers Type	19. Total Quantity	20. Unit Wt/Vol
a.			DT		T
b. contaminated soil	5010-20-12078	9/17/2021		50	06
c.				40	120

21. Additional Descriptions for Materials Listed Above

Lead 41

22. Special Handling Instructions and Additional Information

Bill: STAT 100170

10/7

23. **GENERATOR'S CERTIFICATION:** I hereby certify that the above named material is not a hazardous waste as defined by 40 CFR 261 or any applicable state law, has been properly described, classified and packaged, and is in proper condition for transportation according to applicable regulations; AND, if this waste is a treatment residue of a previously restricted hazardous waste subject to the Land Disposal Restrictions. I certify and warrant that the waste has been treated in accordance with the requirements of 40 CFR 268 and is no longer a hazardous waste as defined by 40 CFR 261.

Printed/Typed Name	Signature	Month	Day	Year
[illegible]	[signature]	10	9	20

TRANSPORTER

24. **Transporter #1:** Acknowledgement of Receipt of Materials

Printed/Typed Name	Signature	Month	Day	Year
[illegible]	[signature]	10	9	20

25. **Transporter #2:** Acknowledgement of Receipt of Materials

Printed/Typed Name	Signature	Month	Day	Year

T/S/D FACILITY

26. Discrepancy Indication Space

CMS LANDFILL 5105 MOREHEAD RD CONCORD, NC 28027 704-262-6371

27. **Facility Owner or Operator:** Certification of receipt of waste materials covered by this manifest (except as noted in Item 19)

Printed/Typed Name	Signature	Month	Day	Year
Kay	Kay	10	9	20

REV 04/19

GENERATOR'S COPY

COM000033

RS-F15

SITE BFI/CMS LANDFILL 704-782-2004
5105 MOREHEAD RD CONCORD, NC 28025

CUSTOMER 100170
STAT INC
PO BOX 1443
LENOIR, NC 28645

Contract:50102012078
Generator:Colonial Pipeline Company

SITE	Y6
TICKET #	1768180
CELL	
WEIGHMASTER	Keyona C.
DATE/TIME IN	10/9/20 10:17 am
DATE/TIME OUT	10/9/20 10:17 ar
VEHICLE	stat162
CONTAINER	
REFERENCE	763585
BILL OF LADING	

SCALE IN GROSS WEIGHT	75,200	NET TONS	22.25
TARE OUT TARE WEIGHT	30,700	NET WEIGHT	44,500

INBOUND
INVOICE

QTY.	UNIT	DESCRIPTION	RATE	EXTENSION	TAX	TOTAL
0.00	YD	Tracking QTY				
22.25	tn	SW-CONT SOIL-ALT DAILY COVER Origin:MECKLENBURG 100%				

HARD HATS AND SAFETY VEST ARE REQUIRED WHEN EXITING YOUR VEHICLE

WHILE IN THE LANDFILL. IF YOU DO NOT HAVE THESE ITEMS YOU MAY BORROW

A SET FROM THE SCALE HOUSE. THANK YOU.

NET AMOUNT
TENDERED
CHANGE
CHECK#

The undersigned individual signing this document on behalf of Customer acknowledges that he or she has read and understands the terms and conditions on the reverse side and that he or she has the authority to sign this document on behalf of the customer.

RS-F042UPR (04/19)

SIGNATURE _____

REPUBLIC SERVICES

Please print or type.

NON-HAZARDOUS WASTE MANIFEST

763585

GENERATOR

1. Generator's US EPA ID Number | Manifest Document Number | 2. Page 1 of

3. Generator's Name and Mailing Address

4. Phone ( )

5. Generating Location (if different)
Colonial Pipeline Company
14108 Huntersville-Concord Rd.
Paw Creek, NC 28072

6. Phone ( )

7. Transporter #1 Company Name	8. US EPA ID Number	9. Transporter #1's Phone
10. Transporter #2 Company Name	11. US EPA ID Number	12. Transporter #2's Phone
13. Designated T/S/D Facility Name and Site Address CMS Landfill 5105 Morehead Rd Concord, NC 28027	14. US EPA ID Number	15. Facility's Phone 704-262-6371

16. Waste Shipping Name and Description	17. Republic Services Approval # and Exp. Date	18. Containers No.	18. Containers Type	19. Total Quantity	20. Unit Wt/Vol
a.					
b. contaminated soil	5010-20-12078 9/17/2021				
c.					

21. Additional Descriptions for Materials Listed Above

22. Special Handling Instructions and Additional Information

Bill: STAT 100170

23. **GENERATOR'S CERTIFICATION:** I hereby certify that the above named material is not a hazardous waste as defined by 40 CFR 261 or any applicable state law, has been properly described, classified and packaged, and is in proper condition for transportation according to applicable regulations; AND, if this waste is a treatment residue of a previously restricted hazardous waste subject to the Land Disposal Restrictions. I certify and warrant that the waste has been treated in accordance with the requirements of 40 CFR 268 and is no longer a hazardous waste as defined by 40 CFR 261.

Printed/Typed Name | Signature | Month | Day | Year

TRANSPORTER

24. **Transporter #1:** Acknowledgement of Receipt of Materials

Printed/Typed Name | Signature | Month | Day | Year

25. **Transporter #2:** Acknowledgement of Receipt of Materials

Printed/Typed Name | Signature | Month | Day | Year

T/S/D FACILITY

26. Discrepancy Indication Space

CMS LANDFILL 5105 MOREHEAD RD CONCORD, NC 28027 704-262-6371

27. **Facility Owner or Operator:** Certification of receipt of waste materials covered by this manifest (except as noted in Item 19)

Printed/Typed Name | Signature | Month | Day | Year

REV 04/19

GENERATOR'S COPY

COM000033
RS-F15

SITE BFI/CMS LANDFILL 704-782-2004
5105 MOREHEAD RD CONCORD, NC 28025

CUSTOMER 100170
STAT INC
PO BOX 1443
LENOIR, NC 28645

Contract:50102012078
Generator:Colonial Pipeline Company

SITE	Y6	TICKET # 1768173	CELL
WEIGHMASTER	Keyona C.		
DATE/TIME IN	10/9/20 10:00 am	DATE/TIME OUT	10/9/20 10:00 ar
VEHICLE	STAT131	CONTAINER	
REFERENCE	763584		
BILL OF LADING			

SCALE IN GROSS WEIGHT 74,500 NET TONS 22.40
TARE OUT TARE WEIGHT 29,700 NET WEIGHT 44,800

INBOUND
INVOICE

QTY.	UNIT	DESCRIPTION	RATE	EXTENSION	TAX	TOTAL
0.00	YD	Tracking QTY				
22.40	tn	SW-CONT SOIL-ALT DAILY COVER Origin:MECKLENBURG 100%				

HARD HATS AND SAFETY VEST ARE REQUIRED WHEN EXITING YOUR VEHICLE

WHILE IN THE LANDFILL. IF YOU DO NOT HAVE THESE ITEMS YOU MAY BORROW

A SET FROM THE SCALE HOUSE. THANK YOU.

NET AMOUNT
TENDERED
CHANGE
CHECK#

The undersigned individual signing this document on behalf of Customer acknowledges that he or she has read and understands the terms and conditions on the reverse side and that he or she has the authority to sign this document on behalf of the customer.

RS-F042UPR (04/19)

SIGNATURE _____

REPUBLIC SERVICES

Please print or type.

NON-HAZARDOUS WASTE MANIFEST

763584

1. Generator's US EPA ID Number	Manifest Document Number	2. Page 1 of	1108173

GENERATOR

3. Generator's Name and Mailing Address	5. Generating Location (if different)
CPC PUBO-87 New Creek NC 28215	Colonial Pipeline Company 14108 Huntersville-Concord Rd. Pew Creek, NC 28078
4. Phone ( )	6. Phone ( )

7. Transporter #1 Company Name	8. US EPA ID Number	9. Transporter #1's Phone
THT, INC		828-446-[illegible]
10. Transporter #2 Company Name	**11. US EPA ID Number**	**12. Transporter #2's Phone**
13. Designated T/S/D Facility Name and Site Address	**14. US EPA ID Number**	**15. Facility's Phone**
CMS Landfill 5105 Morehead Rd Concord, NC 28027		704-262-6371

16. Waste Shipping Name and Description	17. Republic Services Approval # and Exp. Date	18. Containers No.	18. Containers Type	19. Total Quantity	20. Unit Wt/Vol
a.					
b. contaminated soil	5010-20-12076	9/17/2021		2340	
c.				44800	

21. Additional Descriptions for Materials Listed Above

Line 13

22. Special Handling Instructions and Additional Information

Bill: STAT 100178

23. **GENERATOR'S CERTIFICATION:** I hereby certify that the above named material is not a hazardous waste as defined by 40 CFR 261 or any applicable state law, has been properly described, classified and packaged, and is in proper condition for transportation according to applicable regulations; AND, if this waste is a treatment residue of a previously restricted hazardous waste subject to the Land Disposal Restrictions. I certify and warrant that the waste has been treated in accordance with the requirements of 40 CFR 268 and is no longer a hazardous waste as defined by 40 CFR 261.

Printed/Typed Name	Signature	Month	Day	Year
Chad Weeks for CPC	[signature]	10	9	20

TRANSPORTER

24. **Transporter #1:** Acknowledgement of Receipt of Materials

Printed/Typed Name	Signature	Month	Day	Year
Guy Combs	Guy Combs	10	9	20

25. **Transporter #2:** Acknowledgement of Receipt of Materials

Printed/Typed Name	Signature	Month	Day	Year

T/S/D FACILITY

26. Discrepancy Indication Space

CMS LANDFILL 5105 MOREHEAD RD CONCORD, NC 28027 704-262-6371

27. **Facility Owner or Operator:** Certification of receipt of waste materials covered by this manifest (except as noted in Item 19)

Printed/Typed Name	Signature	Month	Day	Year
Kay	Kay	10	9	20

REV 04/19

GENERATOR'S COPY

COM000033

RS 515

SITE BFI/CMS LANDFILL 704-782-2004
5105 MOREHEAD RD CONCORD, NC 28025

CUSTOMER 100170
STAT INC
PO BOX 1443
LENOIR, NC 28645

Contract:50102012078
Generator:Colonial Pipeline Company

SITE	Y6	TICKET #	1768229
CELL			
WEIGHMASTER	Aly G.		
DATE/TIME IN	10/9/20 11:48 am	DATE/TIME OUT	10/9/20 11:48 ar
VEHICLE	stat161	CONTAINER	
REFERENCE			
BILL OF LADING			

SCALE IN GROSS WEIGHT 76,300 NET TONS 18.38
TARE OUT TARE WEIGHT 39,540 NET WEIGHT 36,760

INBOUND
INVOICE

QTY.	UNIT	DESCRIPTION	RATE	EXTENSION	TAX	TOTAL
0.00	YD	Tracking QTY				
18.38	tn	SW-CONT SOIL-ALT DAILY COVER Origin:MECKLENBURG 100%				



HARD HATS AND SAFETY VEST ARE REQUIRED WHEN EXITING YOUR VEHICLE

WHILE IN THE LANDFILL. IF YOU DO NOT HAVE THESE ITEMS YOU MAY BORROW

A SET FROM THE SCALE HOUSE. THANK YOU.

NET AMOUNT

TENDERED

CHANGE

CHECK#

The undersigned individual signing this document on behalf of Customer acknowledges that he or she has read and understands the terms and conditions on the reverse side and that he or she has the authority to sign this document on behalf of the customer.

RS-F042UPR (04/19)

SIGNATURE _____

REPUBLIC SERVICES

TR 161-1001

Please print or type.

NON-HAZARDOUS WASTE MANIFEST

763583

1. Generator's US EPA ID Number	Manifest Document Number	2. Page 1 of	1768229

GENERATOR

3. Generator's Name and Mailing Address	5. Generating Location (if different)
CPC PO Box Pow Creek, NC 28073	Colonial Pipeline Company 14108 Huntersville-Concord Rd. Pow Creek, NC 28078
4. Phone ( )	6. Phone ( )

7. Transporter #1 Company Name	8. US EPA ID Number	9. Transporter #1's Phone
TAT, INC		800-446-5[illegible]
10. Transporter #2 Company Name	11. US EPA ID Number	12. Transporter #2's Phone
13. Designated T/S/D Facility Name and Site Address	14. US EPA ID Number	15. Facility's Phone
CMS Landfill 5105 Morehead Rd Concord, NC 28027		704-262-6371

16. Waste Shipping Name and Description	17. Republic Services Approval # and Exp. Date	18. Containers No.	18. Containers Type	19. Total Quantity	20. Unit Wt/Vol
a.			DT		T
b. contaminated soil	5010-20-12078 9/17/2021			18	38
c.				36	760

21. Additional Descriptions for Materials Listed Above

Land 44

22. Special Handling Instructions and Additional Information

Bill: STAT 100170

23. **GENERATOR'S CERTIFICATION:** I hereby certify that the above named material is not a hazardous waste as defined by 40 CFR 261 or any applicable state law, has been properly described, classified and packaged, and is in proper condition for transportation according to applicable regulations; AND, if this waste is a treatment residue of a previously restricted hazardous waste subject to the Land Disposal Restrictions. I certify and warrant that the waste has been treated in accordance with the requirements of 40 CFR 268 and is no longer a hazardous waste as defined by 40 CFR 261.

Printed/Typed Name	Signature	Month	Day	Year
[illegible]	[signature]	10	9	20

TRANSPORTER

24. **Transporter #1:** Acknowledgement of Receipt of Materials

Printed/Typed Name	Signature	Month	Day	Year
DANNY ROARK	[signature]	10	09	20

25. **Transporter #2:** Acknowledgement of Receipt of Materials

Printed/Typed Name	Signature	Month	Day	Year

T/S/D FACILITY

26. Discrepancy Indication Space

CMS LANDFILL 5105 MOREHEAD RD CONCORD, NC 28027 704-262-6371

27. **Facility Owner or Operator:** Certification of receipt of waste materials covered by this manifest (except as noted in Item 19)

Printed/Typed Name	Signature	Month	Day	Year
Aly	Aly	10	9	20

GENERATOR'S COPY

REV 04/19

COM000033

RS-F15

SITE

BFI/CMS LANDFILL 704-782-2004
5105 MOREHEAD RD CONCORD, NC 28025

CUSTOMER

100170
STAT INC
PO BOX 1443
LENOIR, NC 28645

Contract:50102012078
Generator:Colonial Pipeline Company

SITE	TICKET #	CELL
Y6	1768219	

WEIGHMASTER Aly G.

DATE/TIME IN	DATE/TIME OUT
10/9/20 11:28 am	10/9/20 11:28 am

VEHICLE	CONTAINER
dt84	

REFERENCE 7635582

BILL OF LADING

SCALE IN GROSS WEIGHT 66,480 NET TONS 19.74 INBOUND
TARE OUT TARE WEIGHT 27,000 NET WEIGHT 39,480 INVOICE

QTY.	UNIT	DESCRIPTION	RATE	EXTENSION	TAX	TOTAL
0.00	YD	Tracking QTY				
19.74	tn	SW-CONT SOIL-ALT DAILY Origin:MECKLENBURG 100% COVER				



HARD HATS AND SAFETY VEST ARE REQUIRED WHEN EXITING YOUR VEHICLE

WHILE IN THE LANDFILL. IF YOU DO NOT HAVE THESE ITEMS YOU MAY BORROW

A SET FROM THE SCALE HOUSE. THANK YOU.

NET AMOUNT

TENDERED

CHANGE

CHECK#

The undersigned individual signing this document on behalf of Customer acknowledges that he or she has read and understands the terms and conditions on the reverse side and that he or she has the authority to sign this document on behalf of the customer.

RS-F042UPR (04/19)

SIGNATURE _____

REPUBLIC SERVICES

Please print or type.

NON-HAZARDOUS WASTE MANIFEST

763582

1. Generator's US EPA ID Number	Manifest Document Number	2. Page 1 of	1748219

GENERATOR

3. Generator's Name and Mailing Address	5. Generating Location (if different)
CPC PO Box 87 Paw Creek NC 28213 4. Phone ( )	Colonial Pipeline Company 14108 Huntersville-Concord Rd. Paw Creek, NC 28078 6. Phone ( )

7. Transporter #1 Company Name	8. US EPA ID Number	9. Transporter #1's Phone
STAT, INC		828-446-5565
10. Transporter #2 Company Name	11. US EPA ID Number	12. Transporter #2's Phone
13. Designated T/S/D Facility Name and Site Address	14. US EPA ID Number	15. Facility's Phone
CMS Landfill 5105 Morehead Rd Concord, NC 28027		704-262-6371

16. Waste Shipping Name and Description	17. Republic Services Approval # and Exp. Date	18. Containers No.	18. Containers Type	19. Total Quantity	20. Unit Wt/Vol
a.			DT		T
b. contaminated soil	5010-20-12078 9/17/2021			19	74
c.				39	480

21. Additional Descriptions for Materials Listed Above

Load 45

22. Special Handling Instructions and Additional Information

Bill: STAT 100170

23. **GENERATOR'S CERTIFICATION:** I hereby certify that the above named material is not a hazardous waste as defined by 40 CFR 261 or any applicable state law, has been properly described, classified and packaged, and is in proper condition for transportation according to applicable regulations; AND, if this waste is a treatment residue of a previously restricted hazardous waste subject to the Land Disposal Restrictions. I certify and warrant that the waste has been treated in accordance with the requirements of 40 CFR 268 and is no longer a hazardous waste as defined by 40 CFR 261.

Printed/Typed Name	Signature	Month	Day	Year
Chad Sparks per CPC	[signature]	10	9	20

TRANSPORTER

24. **Transporter #1:** Acknowledgement of Receipt of Materials

Printed/Typed Name	Signature	Month	Day	Year
Maurice Wilson	Maurice Wilson	10	9	20

25. **Transporter #2:** Acknowledgement of Receipt of Materials

Printed/Typed Name	Signature	Month	Day	Year

T/S/D FACILITY

26. Discrepancy Indication Space

CMS LANDFILL 5105 MOREHEAD RD CONCORD, NC 28027 704-262-6371

27. **Facility Owner or Operator:** Certification of receipt of waste materials covered by this manifest (except as noted in Item 19)

Printed/Typed Name	Signature	Month	Day	Year
Aly	Aly	10	9	20

V 04/19

TRANSPORTER #2

COM000033
RS-F15

SITE BFI/CMS LANDFILL 704-782-2004
5105 MOREHEAD RD CONCORD, NC 28025

CUSTOMER 100170
STAT INC
PO BOX 1443
LENOIR, NC 28645

Contract:50102012078
Generator:Colonial Pipeline Company

SITE Y6	TICKET # 1768289	CELL	
WEIGHMASTER	Keyona C.		
DATE/TIME IN	10/9/20 1:57 pm	DATE/TIME OUT	10/9/20 1:57 pr
VEHICLE	STAT159	CONTAINER	
REFERENCE	763581		
BILL OF LADING			

SCALE IN GROSS WEIGHT 74,880 NET TONS 21.94
TARE OUT TARE WEIGHT 31,000 NET WEIGHT 43,880

INBOUND
INVOICE

QTY.	UNIT	DESCRIPTION	RATE	EXTENSION	TAX	TOTAL
0.00	YD	Tracking QTY				
21.94	tn	SW-CONT SOIL-ALT DAILY COVER Origin:MECKLENBURG 100%				



HARD HATS AND SAFETY VEST ARE REQUIRED WHEN EXITING YOUR VEHICLE
WHILE IN THE LANDFILL. IF YOU DO NOT HAVE THESE ITEMS YOU MAY BORROW
A SET FROM THE SCALE HOUSE. THANK YOU.

NET AMOUNT
TENDERED
CHANGE
CHECK#

The undersigned individual signing this document on behalf of Customer acknowledges that he or she has read and understands the terms and conditions on the reverse side and that he or she has the authority to sign this document on behalf of the customer.

RS-F042UPR (04/19)

SIGNATURE _____

REPUBLIC SERVICES

Please print or type.

NON-HAZARDOUS WASTE MANIFEST

763581

1. Generator's US EPA ID Number	Manifest Document Number	2. Page 1 of	1768289

GENERATOR

3. Generator's Name and Mailing Address	5. Generating Location (if different)
CPL PO Box 87 Paw Creek, NC 28213 4. Phone ( )	Colonial Pipeline Company 14108 Huntersville-Concord Rd. Paw Creek, NC 28078 6. Phone ( )

7. Transporter #1 Company Name	8. US EPA ID Number	9. Transporter #1's Phone
STAT, INC		828-446-5565
10. Transporter #2 Company Name	**11. US EPA ID Number**	**12. Transporter #2's Phone**
13. Designated T/S/D Facility Name and Site Address	**14. US EPA ID Number**	**15. Facility's Phone**
CMS Landfill 5105 Morehead Rd Concord, NC 28027		704-262-6371

16. Waste Shipping Name and Description	17. Republic Services Approval # and Exp. Date	18. Containers No.	18. Containers Type	19. Total Quantity	20. Unit Wt/Vol
a.			DT		T
b. contaminated soil	5010-20-12078 9/17/2021			21	9.4
c.				43880	

21. Additional Descriptions for Materials Listed Above

Load 46

22. Special Handling Instructions and Additional Information

Bill: STAT 100170

23. **GENERATOR'S CERTIFICATION:** I hereby certify that the above named material is not a hazardous waste as defined by 40 CFR 261 or any applicable state law, has been properly described, classified and packaged, and is in proper condition for transportation according to applicable regulations; AND, if this waste is a treatment residue of a previously restricted hazardous waste subject to the Land Disposal Restrictions. I certify and warrant that the waste has been treated in accordance with the requirements of 40 CFR 268 and is no longer a hazardous waste as defined by 40 CFR 261.

Printed/Typed Name	Signature	Month	Day	Year
Chad Sparks per CPL	[signature]	10	9	20

TRANSPORTER

24. **Transporter #1:** Acknowledgement of Receipt of Materials

Printed/Typed Name	Signature	Month	Day	Year
James Robbins	[signature]	10	9	20

25. **Transporter #2:** Acknowledgement of Receipt of Materials

Printed/Typed Name	Signature	Month	Day	Year

T/S/D FACILITY

26. Discrepancy Indication Space

CMS LANDFILL 5105 MOREHEAD RD CONCORD, NC 28027 704-262-6371

27. **Facility Owner or Operator:** Certification of receipt of waste materials covered by this manifest (except as noted in Item 19)

Printed/Typed Name	Signature	Month	Day	Year
Kay	Kay	10	9	20

REV 04/19

TRANSPORTER #2

COM000033

RS-F15

SITE BFI/CMS LANDFILL 704-782-2004
5105 MOREHEAD RD CONCORD, NC 28025

CUSTOMER 100170
STAT INC
PO BOX 1443
LENOIR, NC 28645

Contract:50102012078
Generator:Colonial Pipeline Company

SITE	Y6	TICKET # 1768193	CELL
WEIGHMASTER	Keyona C.		
DATE/TIME IN	10/9/20 10:35 am	DATE/TIME OUT	10/9/20 10:35 ar
VEHICLE	stat140	CONTAINER	
REFERENCE	763580		
BILL OF LADING			

SCALE IN GROSS WEIGHT 79,040 NET TONS 25.28 INBOUND
TARE OUT TARE WEIGHT 28,480 NET WEIGHT 50,560 INVOICE

QTY.	UNIT	DESCRIPTION	RATE	EXTENSION	TAX	TOTAL
0.00	YD	Tracking QTY				
25.28	tn	SW-CONT SOIL-ALT DAILY COVER Origin:MECKLENBURG 100%				



HARD HATS AND SAFETY VEST ARE REQUIRED WHEN EXITING YOUR VEHICLE

WHILE IN THE LANDFILL. IF YOU DO NOT HAVE THESE ITEMS YOU MAY BORROW

A SET FROM THE SCALE HOUSE. THANK YOU.

NET AMOUNT
TENDERED
CHANGE
CHECK#

The undersigned individual signing this document on behalf of Customer acknowledges that he or she has read and understands the terms and conditions on the reverse side and that he or she has the authority to sign this document on behalf of the customer.

RS-F042UPR (04/19)

SIGNATURE _____

REPUBLIC SERVICES

Please print or type.

NON-HAZARDOUS WASTE MANIFEST

763580

1. Generator's US EPA ID Number	Manifest Document Number	2. Page 1 of
		INV8193?

GENERATOR

3. Generator's Name and Mailing Address
CPL
PO Box 87
Paw Creek NC 28213
4. Phone ( )

5. Generating Location (if different)
Colonial Pipeline Company
14108 Huntersville-Concord Rd.
Paw Creek, NC 28078
6. Phone ( )

7. Transporter #1 Company Name	8. US EPA ID Number	9. Transporter #1's Phone
STAT, INC		828-446-5525
10. Transporter #2 Company Name	11. US EPA ID Number	12. Transporter #2's Phone
13. Designated T/S/D Facility Name and Site Address	14. US EPA ID Number	15. Facility's Phone
CMS Landfill 5105 Morehead Rd Concord, NC 28027		704-262-6371

16. Waste Shipping Name and Description	17. Republic Services Approval # and Exp. Date	18. Containers No.	18. Containers Type	19. Total Quantity	20. Unit Wt/Vol
a.			DT		T
b. contaminated soil	5010-20-12078 9/17/2021				8508
c.					5050

21. Additional Descriptions for Materials Listed Above
Load 47

22. Special Handling Instructions and Additional Information
Bill: STAT 100170

23. **GENERATOR'S CERTIFICATION:** I hereby certify that the above named material is not a hazardous waste as defined by 40 CFR 261 or any applicable state law, has been properly described, classified and packaged, and is in proper condition for transportation according to applicable regulations; AND, if this waste is a treatment residue of a previously restricted hazardous waste subject to the Land Disposal Restrictions. I certify and warrant that the waste has been treated in accordance with the requirements of 40 CFR 268 and is no longer a hazardous waste as defined by 40 CFR 261.

Printed/Typed Name	Signature	Month	Day	Year
Chad Sparks for CPL		10	7	20

TRANSPORTER

24. **Transporter #1:** Acknowledgement of Receipt of Materials

Printed/Typed Name	Signature	Month	Day	Year
Dean Dungarner	Dean Dungarner			

25. **Transporter #2:** Acknowledgement of Receipt of Materials

Printed/Typed Name	Signature	Month	Day	Year

T/S/D FACILITY

26. Discrepancy Indication Space
CMS LANDFILL 5105 MOREHEAD RD CONCORD, NC 28027 704-262-6371

27. **Facility Owner or Operator:** Certification of receipt of waste materials covered by this manifest (except as noted in Item 19)

Printed/Typed Name	Signature	Month	Day	Year
Kay	Kay	10	9	20

TRANSPORTER #2

SITE BFI/CMS LANDFILL 704-782-2004
5105 MOREHEAD RD CONCORD, NC 28025

CUSTOMER 100170
STAT INC
PO BOX 1443
LENOIR, NC 28645

Contract:50102012078
Generator:Colonial Pipeline Company

SITE Y6	TICKET # 1768160	CELL	
WEIGHMASTER	Keyona C.		
DATE/TIME IN	10/9/20 9:32 am	DATE/TIME OUT	10/9/20 9:32 ar
VEHICLE	dt83	CONTAINER	
REFERENCE	763579		
BILL OF LADING			

SCALE IN	GROSS WEIGHT	72,740	NET TONS	22.92
TARE OUT	TARE WEIGHT	26,900	NET WEIGHT	45,840

INBOUND
INVOICE

QTY.	UNIT	DESCRIPTION	RATE	EXTENSION	TAX	TOTAL
0.00	YD	Tracking QTY				
22.92	tn	SW-CONT SOIL-ALT DAILY COVER Origin:MECKLENBURG 100%				



HARD HATS AND SAFETY VEST ARE REQUIRED WHEN EXITING YOUR VEHICLE

WHILE IN THE LANDFILL. IF YOU DO NOT HAVE THESE ITEMS YOU MAY BORROW

A SET FROM THE SCALE HOUSE. THANK YOU.

NET AMOUNT
TENDERED
CHANGE
CHECK#

The undersigned individual signing this document on behalf of Customer acknowledges that he or she has read and understands the terms and conditions on the reverse side and that he or she has the authority to sign this document on behalf of the customer.

RS-F042UPR (04/19)

SIGNATURE _____

REPUBLIC SERVICES

Please print or type.

NON-HAZARDOUS WASTE MANIFEST

763579

GENERATOR

1. Generator's US EPA ID Number	Manifest Document Number	2. Page 1 of
		1 of 1

3. Generator's Name and Mailing Address

4. Phone ( )

5. Generating Location (if different)
Colonial Pipeline Company
14106 Huntersville-Concord Rd.
Paw Creek, NC 28078

6. Phone ( )

7. Transporter #1 Company Name	8. US EPA ID Number	9. Transporter #1's Phone
10. Transporter #2 Company Name	11. US EPA ID Number	12. Transporter #2's Phone
13. Designated T/S/D Facility Name and Site Address CMS Landfill 5105 Morehead Rd Concord, NC 28027	14. US EPA ID Number	15. Facility's Phone 704-262-4371

16. Waste Shipping Name and Description	17. Republic Services Approval # and Exp. Date	18. Containers No.	18. Containers Type	19. Total Quantity	20. Unit Wt/Vol
a.			17		T
b. contaminated soil	5010-20-12076 9/17/2021			2492	
c.				45840	

21. Additional Descriptions for Materials Listed Above
Lined pit

22. Special Handling Instructions and Additional Information
Bill: STAT 100170

23. **GENERATOR'S CERTIFICATION:** I hereby certify that the above named material is not a hazardous waste as defined by 40 CFR 261 or any applicable state law, has been properly described, classified and packaged, and is in proper condition for transportation according to applicable regulations; AND, if this waste is a treatment residue of a previously restricted hazardous waste subject to the Land Disposal Restrictions. I certify and warrant that the waste has been treated in accordance with the requirements of 40 CFR 268 and is no longer a hazardous waste as defined by 40 CFR 261.

Printed/Typed Name	Signature	Month	Day	Year

TRANSPORTER

24. **Transporter #1:** Acknowledgement of Receipt of Materials

Printed/Typed Name	Signature	Month	Day	Year
Darren Sides	Darren Sides	10	09	20

25. **Transporter #2:** Acknowledgement of Receipt of Materials

Printed/Typed Name	Signature	Month	Day	Year

T/S/D FACILITY

26. Discrepancy Indication Space
CMS LANDFILL 5105 MOREHEAD RD CONCORD, NC 28027 704-262-4371

27. **Facility Owner or Operator:** Certification of receipt of waste materials covered by this manifest (except as noted in Item 19)

Printed/Typed Name	Signature	Month	Day	Year
Kay	Kay	11	6	20

REV 04/19

GENERATOR'S COPY

COM000033
RS-F15

SITE BFI/CMS LANDFILL 704-782-2004
5105 MOREHEAD RD CONCORD, NC 28025

CUSTOMER 100170
STAT INC
PO BOX 1443
LENOIR, NC 28645

Contract:50102012078
Generator:Colonial Pipeline Company

SITE Y6	TICKET # 1768279	CELL	
WEIGHMASTER	Keyona C.		
DATE/TIME IN	10/9/20 1:38 pm	DATE/TIME OUT	10/9/20 1:38 pr
VEHICLE	stat163	CONTAINER	
REFERENCE	763578		
BILL OF LADING			

SCALE IN GROSS WEIGHT 74,120 NET TONS 21.82 INBOUND
TARE OUT TARE WEIGHT 30,480 NET WEIGHT 43,640 INVOICE

QTY.	UNIT	DESCRIPTION	RATE	EXTENSION	TAX	TOTAL
0.00	YD	Tracking QTY				
21.82	tn	SW-CONT SOIL-ALT DAILY COVER Origin:MECKLENBURG 100%				

HARD HATS AND SAFETY VEST ARE REQUIRED WHEN EXITING YOUR VEHICLE

WHILE IN THE LANDFILL. IF YOU DO NOT HAVE THESE ITEMS YOU MAY BORROW

A SET FROM THE SCALE HOUSE. THANK YOU.

NET AMOUNT
TENDERED
CHANGE
CHECK#

The undersigned individual signing this document on behalf of Customer acknowledges that he or she has read and understands the terms and conditions on the reverse side and that he or she has the authority to sign this document on behalf of the customer.

RS-F042UPR (04/19)

SIGNATURE _____

REPUBLIC SERVICES

Please print or type.

NON-HAZARDOUS WASTE MANIFEST

763578

1. Generator's US EPA ID Number	Manifest Document Number	2. Page 1 of	1768279

GENERATOR

3. Generator's Name and Mailing Address	5. Generating Location (if different)
PO Box 87 Paw Creek NC 28213	Colonial Pipeline Company 14108 Huntersville-Concord Rd. Paw Creek, NC 28078
4. Phone ( )	6. Phone ( )

7. Transporter #1 Company Name	8. US EPA ID Number	9. Transporter #1's Phone
STAT, INC		828-446-5565
10. Transporter #2 Company Name	11. US EPA ID Number	12. Transporter #2's Phone
13. Designated T/S/D Facility Name and Site Address	14. US EPA ID Number	15. Facility's Phone
CMS Landfill 5105 Morehead Rd Concord, NC 28027		704-242-4271

16. Waste Shipping Name and Description	17. Republic Services Approval # and Exp. Date	18. Containers No.	18. Containers Type	19. Total Quantity	20. Unit Wt/Vol
a.			DT		T
b. contaminated soil	5010-20-12078 9/17/2021			2182	
c.				43640	

21. Additional Descriptions for Materials Listed Above

Load 49

22. Special Handling Instructions and Additional Information

Bill: STAT 100170

23. **GENERATOR'S CERTIFICATION:** I hereby certify that the above named material is not a hazardous waste as defined by 40 CFR 261 or any applicable state law, has been properly described, classified and packaged, and is in proper condition for transportation according to applicable regulations; AND, if this waste is a treatment residue of a previously restricted hazardous waste subject to the Land Disposal Restrictions. I certify and warrant that the waste has been treated in accordance with the requirements of 40 CFR 268 and is no longer a hazardous waste as defined by 40 CFR 261.

Printed/Typed Name	Signature	Month	Day	Year
Chad Sparks per CPL	[signature]	10	9	20

TRANSPORTER

24. **Transporter #1:** Acknowledgement of Receipt of Materials

Printed/Typed Name	Signature	Month	Day	Year
TODD LAIL	Todd Lail	10	9	20

25. **Transporter #2:** Acknowledgement of Receipt of Materials

Printed/Typed Name	Signature	Month	Day	Year

T/S/D FACILITY

26. Discrepancy Indication Space

CMS LANDFILL 5105 MOREHEAD RD CONCORD, NC 28027 704-242-4271

27. **Facility Owner or Operator:** Certification of receipt of waste materials covered by this manifest (except as noted in Item 19)

Printed/Typed Name	Signature	Month	Day	Year
Kay	Kay	10	9	20

REV 04/19

TRANSPORTER #2

COM000033

RS-F15

SITE BFI/CMS LANDFILL 704-782-2004
5105 MOREHEAD RD CONCORD, NC 28025

CUSTOMER 100170
STAT INC
PO BOX 1443
LENOIR, NC 28645

Contract:50102012078
Generator:Colonial Pipeline Company

SITEY6 | TICKET # 1768221 | CELL

WEIGHMASTER Aly G.

DATE/TIME IN 10/9/20 11:32 am | DATE/TIME OUT 10/9/20 11:32 ar

VEHICLE STAT80 | CONTAINER

REFERENCE 763577

BILL OF LADING

SCALE IN GROSS WEIGHT 68,100 NET TONS 19.84
TARE OUT TARE WEIGHT 28,420 NET WEIGHT 39,680

INBOUND
INVOICE

QTY.	UNIT	DESCRIPTION	RATE	EXTENSION	TAX	TOTAL
0.00	YD	Tracking QTY				
19.84	tn	SW-CONT SOIL-ALT DAILY Origin:MECKLENBURG 100% COVER				



HARD HATS AND SAFETY VEST ARE REQUIRED WHEN EXITING YOUR VEHICLE

WHILE IN THE LANDFILL. IF YOU DO NOT HAVE THESE ITEMS YOU MAY BORROW

A SET FROM THE SCALE HOUSE. THANK YOU.

NET AMOUNT

TENDERED

CHANGE

CHECK#

The undersigned individual signing this document on behalf of Customer acknowledges that he or she has read and understands the terms and conditions on the reverse side and that he or she has the authority to sign this document on behalf of the customer.

SIGNATURE _____

RS-F042UPR (04/19)

REPUBLIC SERVICES

NON-HAZARDOUS WASTE MANIFEST

763577

Please print or type.

1. Generator's US EPA ID Number	Manifest Document Number	2. Page 1 of	7108221

GENERATOR

3. Generator's Name and Mailing Address	5. Generating Location (if different)
4. Phone ( )	6. Phone ( )

Colonial Pipeline Company
14105 Huntersville-Concord Rd.
Paw Creek, NC 28078

7. Transporter #1 Company Name	8. US EPA ID Number	9. Transporter #1's Phone
10. Transporter #2 Company Name	11. US EPA ID Number	12. Transporter #2's Phone
13. Designated T/S/D Facility Name and Site Address	14. US EPA ID Number	15. Facility's Phone

CMS Landfill 5105 Morehead Rd Concord, NC 28027

16. Waste Shipping Name and Description	17. Republic Services Approval # and Exp. Date	18. Containers No.	18. Containers Type	19. Total Quantity	20. Unit Wt/Vol
a.			DT		T
b. contaminated soil	5010-20-12078 9/17/2021			1984	
c.				39680	

21. Additional Descriptions for Materials Listed Above

Load ID

22. Special Handling Instructions and Additional Information

Bill: STAT 100178

23. **GENERATOR'S CERTIFICATION:** I hereby certify that the above named material is not a hazardous waste as defined by 40 CFR 261 or any applicable state law, has been properly described, classified and packaged, and is in proper condition for transportation according to applicable regulations; AND, if this waste is a treatment residue of a previously restricted hazardous waste subject to the Land Disposal Restrictions. I certify and warrant that the waste has been treated in accordance with the requirements of 40 CFR 268 and is no longer a hazardous waste as defined by 40 CFR 261.

Printed/Typed Name	Signature	Month	Day	Year
		10	9	20

TRANSPORTER

24. **Transporter #1:** Acknowledgement of Receipt of Materials

Printed/Typed Name	Signature	Month	Day	Year
		10	9	20

25. **Transporter #2:** Acknowledgement of Receipt of Materials

Printed/Typed Name	Signature	Month	Day	Year

T/S/D FACILITY

26. Discrepancy Indication Space

CMS LANDFILL 5105 MOREHEAD RD CONCORD, NC 28027 704-247-4371

27. **Facility Owner or Operator:** Certification of receipt of waste materials covered by this manifest (except as noted in Item 19)

Printed/Typed Name	Signature	Month	Day	Year
ALY	ALY	10	9	20

GENERATOR'S COPY

SITE BFI/CMS LANDFILL 704-782-2004
5105 MOREHEAD RD CONCORD, NC 28025

CUSTOMER ~~100170~~
STAT INC
PO BOX 1443
LENOIR, NC 28645

Contract:50102012078
Generator:Colonial Pipeline Company

SITE Y6	TICKET # 1768300	CELL	
WEIGHMASTER	Keyona C.		
DATE/TIME IN 10/9/20 2:15 pm		DATE/TIME OUT 10/9/20 2:15 pr	
VEHICLE stat138		CONTAINER	
REFERENCE 763576			
BILL OF LADING			

SCALE IN GROSS WEIGHT 74,500 NET TONS 22.08
TARE OUT TARE WEIGHT 30,340 NET WEIGHT 44,160

INBOUND
INVOICE

QTY.	UNIT	DESCRIPTION	RATE	EXTENSION	TAX	TOTAL
0.00	YD	Tracking QTY				
22.08	tn	SW-CONT SOIL-ALT DAILY Origin:MECKLENBURG 100% COVER				

HARD HATS AND SAFETY VEST ARE REQUIRED WHEN EXITING YOUR VEHICLE

WHILE IN THE LANDFILL. IF YOU DO NOT HAVE THESE ITEMS YOU MAY BORROW

A SET FROM THE SCALE HOUSE. THANK YOU.

NET AMOUNT
TENDERED
CHANGE
CHECK#

The undersigned individual signing this document on behalf of Customer acknowledges that he or she has read and understands the terms and conditions on the reverse side and that he or she has the authority to sign this document on behalf of the customer.

SIGNATURE _____

RS-F042UPR (04/19)

REPUBLIC SERVICES

NON-HAZARDOUS WASTE MANIFEST

763576

Please print or type.

1. Generator's US EPA ID Number	Manifest Document Number	2. Page 1 of
		1768908

GENERATOR

3. Generator's Name and Mailing Address	5. Generating Location (if different)
CPC PO Box 87 Paw Creek NC 28213 4. Phone ( )	Colonial Pipeline Company 14108 Huntersville-Concord Rd. Paw Creek, NC 28078 6. Phone ( )

7. Transporter #1 Company Name	8. US EPA ID Number	9. Transporter #1's Phone
STAT, INC		828-446-5565
10. Transporter #2 Company Name	11. US EPA ID Number	12. Transporter #2's Phone
13. Designated T/S/D Facility Name and Site Address	14. US EPA ID Number	15. Facility's Phone
CMS Landfill 5185 Morehead Rd Concord, NC 28027		704-262-6371

16. Waste Shipping Name and Description	17. Republic Services Approval # and Exp. Date	18. Containers No.	18. Containers Type	19. Total Quantity	20. Unit Wt/Vol
a. contaminated soil	5010-20-12078 9/17/2021		DT		T
b.				28	08
c.				44	LQ0

21. Additional Descriptions for Materials Listed Above

Load 51

22. Special Handling Instructions and Additional Information

Bill: STAT 160170

23. **GENERATOR'S CERTIFICATION:** I hereby certify that the above named material is not a hazardous waste as defined by 40 CFR 261 or any applicable state law, has been properly described, classified and packaged, and is in proper condition for transportation according to applicable regulations; AND, if this waste is a treatment residue of a previously restricted hazardous waste subject to the Land Disposal Restrictions. I certify and warrant that the waste has been treated in accordance with the requirements of 40 CFR 268 and is no longer a hazardous waste as defined by 40 CFR 261.

Printed/Typed Name	Signature	Month	Day	Year
Chad Sparks for CPL		10	9	20

TRANSPORTER

24. **Transporter #1:** Acknowledgement of Receipt of Materials

Printed/Typed Name	Signature	Month	Day	Year
Cody W.	Cody W.	10	9	20

25. **Transporter #2:** Acknowledgement of Receipt of Materials

Printed/Typed Name	Signature	Month	Day	Year

T/S/D FACILITY

26. Discrepancy Indication Space

CMS LANDFILL 5185 MOREHEAD RD CONCORD, NC 28027 704-262-6371

27. **Facility Owner or Operator:** Certification of receipt of waste materials covered by this manifest (except as noted in Item 19)

Printed/Typed Name	Signature	Month	Day	Year
Kay	Kay	10	9	20

TRANSPORTER #2

SITE BFI/CMS LANDFILL 704-782-2004
5105 MOREHEAD RD CONCORD, NC 28025

CUSTOMER 100170
STAT INC
PO BOX 1443
LENOIR, NC 28645

Contract:50102012078
Generator:Colonial Pipeline Company

SITE Y6	TICKET # 1768295	CELL	
WEIGHMASTER	Keyona C.		
DATE/TIME IN	10/9/20 2:03 pm	DATE/TIME OUT	10/9/20 2:03 pm
VEHICLE	dt83	CONTAINER	
REFERENCE	763575		
BILL OF LADING			

SCALE IN GROSS WEIGHT 65,840 NET TONS 19.47 INBOUND
TARE OUT TARE WEIGHT 26,900 NET WEIGHT 38,940 INVOICE

QTY.	UNIT	DESCRIPTION	RATE	EXTENSION	TAX	TOTAL
0.00	YD	Tracking QTY				
19.47	tn	SW-CONT SOIL-ALT DAILY COVER Origin:MECKLENBURG 100%				



HARD HATS AND SAFETY VEST ARE REQUIRED WHEN EXITING YOUR VEHICLE

WHILE IN THE LANDFILL. IF YOU DO NOT HAVE THESE ITEMS YOU MAY BORROW

A SET FROM THE SCALE HOUSE. THANK YOU.

NET AMOUNT
TENDERED
CHANGE
CHECK#

The undersigned individual signing this document on behalf of Customer acknowledges that he or she has read and understands the terms and conditions on the reverse side and that he or she has the authority to sign this document on behalf of the customer.

SIGNATURE _____

RS-F042UPR (04/19)

REPUBLIC SERVICES

NON-HAZARDOUS WASTE MANIFEST

763575

Please print or type.

1. Generator's US EPA ID Number	Manifest Document Number	2. Page 1 of	
			1168595

GENERATOR

3. Generator's Name and Mailing Address	5. Generating Location (if different)
[illegible]	Colonial Pipeline Company 14105 Huntersville-Concord Rd. Paw Creek, NC 28078
4. Phone ( )	6. Phone ( )

7. Transporter #1 Company Name	8. US EPA ID Number	9. Transporter #1's Phone
10. Transporter #2 Company Name	**11. US EPA ID Number**	**12. Transporter #2's Phone**
13. Designated T/S/D Facility Name and Site Address	**14. US EPA ID Number**	**15. Facility's Phone**
CMS Landfill 5105 Morehead Rd Concord, NC 28027		704-262-6371

16. Waste Shipping Name and Description	17. Republic Services Approval # and Exp. Date	18. Containers No.	18. Containers Type	19. Total Quantity	20. Unit Wt/Vol
a. contaminated soil	5010-20-12076	9/17/2021			T
b.				1947	
c.				38940	

21. Additional Descriptions for Materials Listed Above

Load 52

22. Special Handling Instructions and Additional Information

Bill: STAT 100170

23. **GENERATOR'S CERTIFICATION:** I hereby certify that the above named material is not a hazardous waste as defined by 40 CFR 261 or any applicable state law, has been properly described, classified and packaged, and is in proper condition for transportation according to applicable regulations; AND, if this waste is a treatment residue of a previously restricted hazardous waste subject to the Land Disposal Restrictions. I certify and warrant that the waste has been treated in accordance with the requirements of 40 CFR 268 and is no longer a hazardous waste as defined by 40 CFR 261.

Printed/Typed Name	Signature	Month	Day	Year
[illegible]	[signature]	10	9	20

TRANSPORTER

24. **Transporter #1:** Acknowledgement of Receipt of Materials

Printed/Typed Name	Signature	Month	Day	Year
Darren Sider	[signature]	10	9	20

25. **Transporter #2:** Acknowledgement of Receipt of Materials

Printed/Typed Name	Signature	Month	Day	Year

T/S/D FACILITY

26. Discrepancy Indication Space

CMS LANDFILL 5105 MOREHEAD RD CONCORD, NC 28027 704-262-6371

27. **Facility Owner or Operator:** Certification of receipt of waste materials covered by this manifest (except as noted in Item 19)

Printed/Typed Name	Signature	Month	Day	Year
Kay	Kay	10	9	20

GENERATOR'S COPY

COM000033

RS-F15

REV 04/19

SITE BFI/CMS LANDFILL 704-782-2004
5105 MOREHEAD RD CONCORD, NC 28025

CUSTOMER 100170
STAT INC
PO BOX 1443
LENOIR, NC 28645

Contract:50102012078
Generator:Colonial Pipeline Company

SITE Y6	TICKET # 1768304	CELL	
WEIGHMASTER	Keyona C.		
DATE/TIME IN	10/9/20 2:25 pm	DATE/TIME OUT	10/9/20 2:25 pr
VEHICLE	STAT131	CONTAINER	
REFERENCE	763574		
BILL OF LADING			

SCALE IN GROSS WEIGHT 72,180 NET TONS 21.24
TARE OUT TARE WEIGHT 29,700 NET WEIGHT 42,480

INBOUND
INVOICE

QTY.	UNIT	DESCRIPTION	RATE	EXTENSION	TAX	TOTAL
0.00	YD	Tracking QTY				
21.24	tn	SW-CONT SOIL-ALT DAILY COVER Origin:MECKLENBURG 100%				



HARD HATS AND SAFETY VEST ARE REQUIRED WHEN EXITING YOUR VEHICLE

WHILE IN THE LANDFILL. IF YOU DO NOT HAVE THESE ITEMS YOU MAY BORROW

A SET FROM THE SCALE HOUSE. THANK YOU.

NET AMOUNT
TENDERED
CHANGE
CHECK#

The undersigned individual signing this document on behalf of Customer acknowledges that he or she has read and understands the terms and conditions on the reverse side and that he or she has the authority to sign this document on behalf of the customer.

RS-F042UPR (04/19)

SIGNATURE _____

REPUBLIC SERVICES

Please print or type.

NON-HAZARDOUS WASTE MANIFEST

763574

1. Generator's US EPA ID Number	Manifest Document Number	2. Page 1 of	1148204

GENERATOR

3. Generator's Name and Mailing Address	5. Generating Location (if different)
CPL PO Box 87 Paw Creek NC	Colonial Pipeline Company 14108 Huntersville-Concord Rd. Paw Creek, NC 28078
4. Phone ( )	6. Phone ( )

7. Transporter #1 Company Name	8. US EPA ID Number	9. Transporter #1's Phone
STAT, INC		222 [illegible]
10. Transporter #2 Company Name	**11. US EPA ID Number**	**12. Transporter #2's Phone**
13. Designated T/S/D Facility Name and Site Address	**14. US EPA ID Number**	**15. Facility's Phone**
CMS Landfill 5105 Morehead Rd Concord, NC 28027		704-262-6371

16. Waste Shipping Name and Description	17. Republic Services Approval # and Exp. Date	18. Containers No.	18. Containers Type	19. Total Quantity	20. Unit Wt/Vol
a. contaminated soil	5010-20-12078 9/17/2021		T		T
b.				21	24
c.				24	480

21. Additional Descriptions for Materials Listed Above

Load 53

22. Special Handling Instructions and Additional Information

Bill: STAT 100170

23. **GENERATOR'S CERTIFICATION:** I hereby certify that the above named material is not a hazardous waste as defined by 40 CFR 261 or any applicable state law, has been properly described, classified and packaged, and is in proper condition for transportation according to applicable regulations; AND, if this waste is a treatment residue of a previously restricted hazardous waste subject to the Land Disposal Restrictions. I certify and warrant that the waste has been treated in accordance with the requirements of 40 CFR 268 and is no longer a hazardous waste as defined by 40 CFR 261.

Printed/Typed Name	Signature	Month	Day	Year
Chad Sparks Dr. [illegible]	[signature]	10	9	20

TRANSPORTER

24. **Transporter #1:** Acknowledgement of Receipt of Materials

Printed/Typed Name	Signature	Month	Day	Year
Cory Combs	Cory Combs	10		20

25. **Transporter #2:** Acknowledgement of Receipt of Materials

Printed/Typed Name	Signature	Month	Day	Year

T/S/D FACILITY

26. Discrepancy Indication Space

CMS LANDFILL 5105 MOREHEAD RD CONCORD, NC 28027 704-262-6371

27. **Facility Owner or Operator:** Certification of receipt of waste materials covered by this manifest (except as noted in Item 19)

Printed/Typed Name	Signature	Month	Day	Year
Kay	Kay	10	9	20

GENERATOR'S COPY

REV 04/19

COM000033

RS-F15

SITE BFI/CMS LANDFILL 704-782-2004
5105 MOREHEAD RD CONCORD, NC 28025

CUSTOMER 100170
STAT INC
PO BOX 1443
LENOIR, NC 28645

Contract:50102012078
Generator:Colonial Pipeline Company

SITE Y6	**TICKET #** 1768312	**CELL**	
WEIGHMASTER	Aly G.		
DATE/TIME IN	10/9/20 2:38 pm	**DATE/TIME OUT**	10/9/20 2:38 pm
VEHICLE	stat162	**CONTAINER**	
REFERENCE	763573		
BILL OF LADING			

SCALE IN	GROSS WEIGHT	73,940	NET TONS	21.62
TARE OUT	TARE WEIGHT	30,700	NET WEIGHT	43,240

INBOUND
INVOICE

QTY.	UNIT	DESCRIPTION	RATE	EXTENSION	TAX	TOTAL
0.00	YD	Tracking QTY				
21.62	tn	SW-CONT SOIL-ALT DAILY COVER Origin:MECKLENBURG 100%				



HARD HATS AND SAFETY VEST ARE REQUIRED WHEN EXITING YOUR VEHICLE

WHILE IN THE LANDFILL. IF YOU DO NOT HAVE THESE ITEMS YOU MAY BORROW

A SET FROM THE SCALE HOUSE. THANK YOU.

NET AMOUNT
TENDERED
CHANGE
CHECK#

The undersigned individual signing this document on behalf of Customer acknowledges that he or she has read and understands the terms and conditions on the reverse side and that he or she has the authority to sign this document on behalf of the customer.

RS-F042UPR (07/12)

SIGNATURE _____

REPUBLIC SERVICES

Please print or type.

NON-HAZARDOUS WASTE MANIFEST

763573

1. Generator's US EPA ID Number	Manifest Document Number	2. Page 1 of

GENERATOR

3. Generator's Name and Mailing Address	5. Generating Location (if different)
4. Phone ( )	6. Phone ( )

7. Transporter #1 Company Name	8. US EPA ID Number	9. Transporter #1's Phone
10. Transporter #2 Company Name	11. US EPA ID Number	12. Transporter #2's Phone
13. Designated T/S/D Facility Name and Site Address	14. US EPA ID Number	15. Facility's Phone

16. Waste Shipping Name and Description	17. Republic Services Approval # and Exp. Date	18. Containers No.	18. Containers Type	19. Total Quantity	20. Unit Wt/Vol
a.					
b.					
c.					

21. Additional Descriptions for Materials Listed Above

22. Special Handling Instructions and Additional Information

23. **GENERATOR'S CERTIFICATION:** I hereby certify that the above named material is not a hazardous waste as defined by 40 CFR 261 or any applicable state law, has been properly described, classified and packaged, and is in proper condition for transportation according to applicable regulations; AND, if this waste is a treatment residue of a previously restricted hazardous waste subject to the Land Disposal Restrictions. I certify and warrant that the waste has been treated in accordance with the requirements of 40 CFR 268 and is no longer a hazardous waste as defined by 40 CFR 261.

Printed/Typed Name	Signature	Month	Day	Year

TRANSPORTER

24. **Transporter #1:** Acknowledgement of Receipt of Materials

Printed/Typed Name	Signature	Month	Day	Year

25. **Transporter #2:** Acknowledgement of Receipt of Materials

Printed/Typed Name	Signature	Month	Day	Year

T/S/D FACILITY

26. Discrepancy Indication Space

27. **Facility Owner or Operator:** Certification of receipt of waste materials covered by this manifest (except as noted in Item 19)

Printed/Typed Name	Signature	Month	Day	Year

REV 04/19

GENERATOR'S COPY

COM000033
RS-F15

SITE BFI/CMS LANDFILL 704-782-2004
5105 MOREHEAD RD CONCORD, NC 28025

CUSTOMER 100170
STAT INC
PO BOX 1443
LENOIR, NC 28645

Contract:50102012078
Generator:Colonial Pipeline Company

SITE Y6	**TICKET #** 1768323	**CELL**	
WEIGHMASTER	Aly G.		
DATE/TIME IN	10/9/20 3:02 pm	**DATE/TIME OUT**	10/9/20 3:02 pm
VEHICLE	dt84	**CONTAINER**	
REFERENCE	763571		
BILL OF LADING			

SCALE IN	GROSS WEIGHT	66,940	NET TONS	19.97
TARE OUT	TARE WEIGHT	27,000	NET WEIGHT	39,940

INBOUND
INVOICE

QTY.	UNIT	DESCRIPTION	RATE	EXTENSION	TAX	TOTAL
0.00	YD	Tracking QTY				
19.97	tn	SW-CONT SOIL-ALT DAILY COVER Origin:MECKLENBURG 100%				



HARD HATS AND SAFETY VEST ARE REQUIRED WHEN EXITING YOUR VEHICLE

WHILE IN THE LANDFILL. IF YOU DO NOT HAVE THESE ITEMS YOU MAY BORROW

A SET FROM THE SCALE HOUSE. THANK YOU.

NET AMOUNT
TENDERED
CHANGE
CHECK#

The undersigned individual signing this document on behalf of Customer acknowledges that he or she has read and understands the terms and conditions on the reverse side and that he or she has the authority to sign this document on behalf of the customer.

RS-F042UPR (07/12)

SIGNATURE _____

REPUBLIC SERVICES

Please print or type.

NON-HAZARDOUS WASTE MANIFEST

763571

1. Generator's US EPA ID Number	Manifest Document Number	2. Page 1 of	
			1768323

GENERATOR

3. Generator's Name and Mailing Address
CPL
PO Box 87
Paw Creek NC 28213
4. Phone ( )

5. Generating Location (if different)
Colonial Pipeline Company
14108 Huntersville-Concord Rd.
Paw Creek, NC 28078
6. Phone ( )

7. Transporter #1 Company Name	8. US EPA ID Number	9. Transporter #1's Phone
STAT, INC		828-446-5265
10. Transporter #2 Company Name	11. US EPA ID Number	12. Transporter #2's Phone
13. Designated T/S/D Facility Name and Site Address	14. US EPA ID Number	15. Facility's Phone
CMS Landfill 5105 Morehead Rd Concord, NC 28027		704-263-6271

16. Waste Shipping Name and Description	17. Republic Services Approval # and Exp. Date	18. Containers No.	18. Containers Type	19. Total Quantity	20. Unit Wt/Vol
a. contaminated soil	5010-20-13078 9/17/2021		DT		T
b.				1997	
c.				39940	

21. Additional Descriptions for Materials Listed Above
Load + Go

22. Special Handling Instructions and Additional Information
Bill: STAT 100170

23. **GENERATOR'S CERTIFICATION:** I hereby certify that the above named material is not a hazardous waste as defined by 40 CFR 261 or any applicable state law, has been properly described, classified and packaged, and is in proper condition for transportation according to applicable regulations; AND, if this waste is a treatment residue of a previously restricted hazardous waste subject to the Land Disposal Restrictions. I certify and warrant that the waste has been treated in accordance with the requirements of 40 CFR 268 and is no longer a hazardous waste as defined by 40 CFR 261.

Printed/Typed Name	Signature	Month	Day	Year
Chad Sparks per CPL		10	9	20

TRANSPORTER

24. **Transporter #1:** Acknowledgement of Receipt of Materials

Printed/Typed Name	Signature	Month	Day	Year
Maurice Wilson	Maurice Wilson	10	9	20

25. **Transporter #2:** Acknowledgement of Receipt of Materials

Printed/Typed Name	Signature	Month	Day	Year

T/S/D FACILITY

26. Discrepancy Indication Space
CMS LANDFILL 5105 MOREHEAD RD CONCORD, NC 28027 704-263-6271

27. **Facility Owner or Operator:** Certification of receipt of waste materials covered by this manifest (except as noted in Item 19)

Printed/Typed Name	Signature	Month	Day	Year
AM	AM	10	9	20

TRANSPORTER #2

REPUBLIC SERVICES

763572

Please print or type.

NON-HAZARDOUS WASTE MANIFEST

1. Generator's US EPA ID Number	Manifest Document Number	2. Page 1 of	1768320

GENERATOR

3. Generator's Name and Mailing Address	5. Generating Location (if different)
CPL PO Box 87 Paw Creek NC 28213 4. Phone ( )	Colonial Pipeline Company 14105 Huntersville-Concord Rd. Paw Creek, NC 28078 6. Phone ( )

7. Transporter #1 Company Name	8. US EPA ID Number	9. Transporter #1's Phone
STAT, INC		828-446-5565
10. Transporter #2 Company Name	**11. US EPA ID Number**	**12. Transporter #2's Phone**
13. Designated T/S/D Facility Name and Site Address	**14. US EPA ID Number**	**15. Facility's Phone**
CMS Landfill 5105 Morehead Rd Concord, NC 28027		704-262-6371

16. Waste Shipping Name and Description	17. Republic Services Approval # and Exp. Date	18. Containers No.	18. Containers Type	19. Total Quantity	20. Unit Wt/Vol
a. contaminated soil	5010-20-12078 9/17/2021		DT		T
b.				2573	
c.				51460	

21. Additional Descriptions for Materials Listed Above

Load 55

22. Special Handling Instructions and Additional Information

Bill: STAT 100170

23. **GENERATOR'S CERTIFICATION:** I hereby certify that the above named material is not a hazardous waste as defined by 40 CFR 261 or any applicable state law, has been properly described, classified and packaged, and is in proper condition for transportation according to applicable regulations; AND, if this waste is a treatment residue of a previously restricted hazardous waste subject to the Land Disposal Restrictions. I certify and warrant that the waste has been treated in accordance with the requirements of 40 CFR 268 and is no longer a hazardous waste as defined by 40 CFR 261.

Printed/Typed Name	Signature	Month	Day	Year
Chad Sparks per CPL	[signature]	10	9	20

TRANSPORTER

24. **Transporter #1:** Acknowledgement of Receipt of Materials

Printed/Typed Name	Signature	Month	Day	Year
Dean Bumgarner	Dean Bumgarner	10	9	20

25. **Transporter #2:** Acknowledgement of Receipt of Materials

Printed/Typed Name	Signature	Month	Day	Year

T/S/D FACILITY

26. Discrepancy Indication Space

CMS LANDFILL 5105 MOREHEAD RD CONCORD, NC 28027 704-262-6371

27. **Facility Owner or Operator:** Certification of receipt of waste materials covered by this manifest (except as noted in Item 19)

Printed/Typed Name	Signature	Month	Day	Year
Kay	Kay	10	9	20

TRANSPORTER #2

REV 04/19

COM000033

RS-F15

REPUBLIC SERVICES

TR 161-1001

Please print or type.

NON-HAZARDOUS WASTE MANIFEST

763570

1. Generator's US EPA ID Number	Manifest Document Number	2. Page 1 of	
			1768344

GENERATOR

3. Generator's Name and Mailing Address	5. Generating Location (if different)
NC Retail 13 Lake [illegible] 28213	Colonial Pipeline Company 14108 Huntersville-Concord Rd. Paw Creek, NC 28078
4. Phone ( )	6. Phone ( )

7. Transporter #1 Company Name	8. US EPA ID Number	9. Transporter #1's Phone
THT		
10. Transporter #2 Company Name	11. US EPA ID Number	12. Transporter #2's Phone
13. Designated T/S/D Facility Name and Site Address	14. US EPA ID Number	15. Facility's Phone
CMS Landfill 5105 Morehead Rd Concord, NC 28027		704-262-4371

16. Waste Shipping Name and Description	17. Republic Services Approval # and Exp. Date	18. Containers No.	18. Containers Type	19. Total Quantity	20. Unit Wt/Vol
a. contaminated soil	5010-20-12078 9/17/2021		DT		T
b.				17	38
c.				34	760

21. Additional Descriptions for Materials Listed Above

Cu 57

22. Special Handling Instructions and Additional Information

Bill: STAT 100178

23. **GENERATOR'S CERTIFICATION:** I hereby certify that the above named material is not a hazardous waste as defined by 40 CFR 261 or any applicable state law, has been properly described, classified and packaged, and is in proper condition for transportation according to applicable regulations; AND, if this waste is a treatment residue of a previously restricted hazardous waste subject to the Land Disposal Restrictions. I certify and warrant that the waste has been treated in accordance with the requirements of 40 CFR 268 and is no longer a hazardous waste as defined by 40 CFR 261.

Printed/Typed Name	Signature	Month	Day	Year
[illegible]				

TRANSPORTER

24. **Transporter #1:** Acknowledgement of Receipt of Materials

Printed/Typed Name	Signature	Month	Day	Year
DANNY ROARK				

25. **Transporter #2:** Acknowledgement of Receipt of Materials

Printed/Typed Name	Signature	Month	Day	Year

T/S/D FACILITY

26. Discrepancy Indication Space

CMS LANDFILL 5105 MOREHEAD RD CONCORD, NC 28027 704-262-4371

27. **Facility Owner or Operator:** Certification of receipt of waste materials covered by this manifest (except as noted in Item 19)

Printed/Typed Name	Signature	Month	Day	Year
Any	Any	10	9	20

GENERATOR'S COPY

SITE

BFI/CMS LANDFILL 704-782-2004
5105 MOREHEAD RD CONCORD, NC 28025

CUSTOMER

100170
STAT INC
PO BOX 1443
LENOIR, NC 28645

Contract:50102012078
Generator:Colonial Pipeline Company

SITE	TICKET #	CELL
Y6	1768324	

WEIGHMASTER Aly G.

DATE/TIME IN	DATE/TIME OUT
10/9/20 3:04 pm	10/9/20 3:04 pm

VEHICLE STAT80

CONTAINER

REFERENCE 7863569

BILL OF LADING

SCALE IN GROSS WEIGHT 70,040 NET TONS 20.81
TARE OUT TARE WEIGHT 28,420 NET WEIGHT 41,620

INBOUND
INVOICE

QTY.	UNIT	DESCRIPTION	RATE	EXTENSION	TAX	TOTAL
0.00	YD	Tracking QTY				
20.81	tn	SW-CONT SOIL-ALT DAILY Origin:MECKLENBURG 100% COVER				

THINK CHOOSE SAFETY LIVE
It's the Right Thing!

HARD HATS AND SAFETY VEST ARE REQUIRED WHEN EXITING YOUR VEHICLE

WHILE IN THE LANDFILL IF YOU DO NOT HAVE THESE ITEMS YOU MAY BORROW

A SET FROM THE SCALE HOUSE. THANK YOU.

The undersigned individual signing this document on behalf of Customer acknowledges that he or she has read and understands the terms and conditions on the reverse side and that he or she has the authority to sign this document on behalf of the customer.

RS-F042UPR (07/12)

SIGNATURE _____

NET AMOUNT
TENDERED
CHANGE
CHECK#

REPUBLIC SERVICES

Please print or type.

NON-HAZARDOUS WASTE MANIFEST

763569

1. Generator's US EPA ID Number	Manifest Document Number	2. Page 1 of	
			1768324

GENERATOR

3. Generator's Name and Mailing Address	5. Generating Location (if different)
[illegible]	Colonial Pipeline Company 14106 Huntersville-Concord Rd. Pew Creek, NC 28078
4. Phone ( )	6. Phone ( )

7. Transporter #1 Company Name	8. US EPA ID Number	9. Transporter #1's Phone
STAT INC		[illegible]
10. Transporter #2 Company Name	11. US EPA ID Number	12. Transporter #2's Phone
13. Designated T/S/D Facility Name and Site Address	14. US EPA ID Number	15. Facility's Phone
CMS Landfill 5105 Morehead Rd Concord, NC 28027		704-262-6371

16. Waste Shipping Name and Description	17. Republic Services Approval # and Exp. Date	18. Containers No.	18. Containers Type	19. Total Quantity	20. Unit Wt/Vol
a. contaminated soil	5010-20-12078 9/17/2021		[illegible]		T
b.				2081	
c.				41620	

21. Additional Descriptions for Materials Listed Above

Lead 58

22. Special Handling Instructions and Additional Information

Bill: STAT 100175

23. **GENERATOR'S CERTIFICATION:** I hereby certify that the above named material is not a hazardous waste as defined by 40 CFR 261 or any applicable state law, has been properly described, classified and packaged, and is in proper condition for transportation according to applicable regulations; AND, if this waste is a treatment residue of a previously restricted hazardous waste subject to the Land Disposal Restrictions. I certify and warrant that the waste has been treated in accordance with the requirements of 40 CFR 268 and is no longer a hazardous waste as defined by 40 CFR 261.

Printed/Typed Name	Signature	Month	Day	Year
[illegible]	[illegible]			

TRANSPORTER

24. **Transporter #1:** Acknowledgement of Receipt of Materials

Printed/Typed Name	Signature	Month	Day	Year
[illegible]	[illegible]			

25. **Transporter #2:** Acknowledgement of Receipt of Materials

Printed/Typed Name	Signature	Month	Day	Year

T/S/D FACILITY

26. Discrepancy Indication Space

CMS LANDFILL 5105 MOREHEAD RD CONCORD, NC 28027 704-262-6371

27. **Facility Owner or Operator:** Certification of receipt of waste materials covered by this manifest (except as noted in Item 19)

Printed/Typed Name	Signature	Month	Day	Year
Aly	Aly	10	9	20

REV 04/19

GENERATOR'S COPY

COM000033

RS-F15

SITE BFI/CMS LANDFILL 704-782-2004
5105 MOREHEAD RD CONCORD, NC 28025

CUSTOMER 100170
STAT INC
PO BOX 1443
LENOIR, NC 28645

Contract:50102012078
Generator:Colonial Pipeline Company

SITE	Y6	TICKET #	1768355
CELL			
WEIGHMASTER	Aly G.		
DATE/TIME IN	10/9/20 4:15 pm	DATE/TIME OUT	10/9/20 4:15 pr
VEHICLE	stat163	CONTAINER	
REFERENCE	763568		
BILL OF LADING			

SCALE IN GROSS WEIGHT 74,880 NET TONS 22.20
TARE OUT TARE WEIGHT 30,480 NET WEIGHT 44,400

INBOUND
INVOICE

QTY.	UNIT	DESCRIPTION	RATE	EXTENSION	TAX	TOTAL
0.00	YD	Tracking QTY				
22.20	tn	SW-CONT SOIL-ALT DAILY COVER Origin:MECKLENBURG 100%				

THINK SAFETY LIVE

HARD HATS AND SAFETY VEST ARE REQUIRED WHEN EXITING YOUR VEHICLE

WHILE IN THE LANDFILL. IF YOU DO NOT HAVE THESE ITEMS YOU MAY BORROW

A SET FROM THE SCALE HOUSE. THANK YOU.

NET AMOUNT
TENDERED
CHANGE
CHECK#

The undersigned individual signing this document on behalf of Customer acknowledges that he or she has read and understands the terms and conditions on the reverse side and that he or she has the authority to sign this document on behalf of the customer.

RS-F042UPR (04/19)

SIGNATURE _____

REPUBLIC SERVICES

Please print or type.

NON-HAZARDOUS WASTE MANIFEST

763568

1. Generator's US EPA ID Number	Manifest Document Number	2. Page 1 of	1768355

GENERATOR

3. Generator's Name and Mailing Address	5. Generating Location (if different)
CPL PO Box 87 Paw Creek NC 28213	Colonial Pipeline Company 14108 Huntersville-Concord Rd. Paw Creek, NC 28078
4. Phone ( )	6. Phone ( )

7. Transporter #1 Company Name	8. US EPA ID Number	9. Transporter #1's Phone
STAT, INC		828-446-5565
10. Transporter #2 Company Name	**11. US EPA ID Number**	**12. Transporter #2's Phone**
13. Designated T/S/D Facility Name and Site Address	**14. US EPA ID Number**	**15. Facility's Phone**
CMS Landfill 5105 Morehead Rd Concord, NC 28027		704-262-6371

16. Waste Shipping Name and Description	17. Republic Services Approval # and Exp. Date	18. Containers No.	18. Containers Type	19. Total Quantity	20. Unit Wt/Vol
a. contaminated soil	5010-20-12078 9/17/2021		DT		T
b.				2220	
c.				44400	

21. Additional Descriptions for Materials Listed Above

Load 59

22. Special Handling Instructions and Additional Information

Bill: STAT 100170

23. **GENERATOR'S CERTIFICATION:** I hereby certify that the above named material is not a hazardous waste as defined by 40 CFR 261 or any applicable state law, has been properly described, classified and packaged, and is in proper condition for transportation according to applicable regulations; AND, if this waste is a treatment residue of a previously restricted hazardous waste subject to the Land Disposal Restrictions. I certify and warrant that the waste has been treated in accordance with the requirements of 40 CFR 268 and is no longer a hazardous waste as defined by 40 CFR 261.

Printed/Typed Name	Signature	Month	Day	Year
Chad Spark	[signature]	10	9	20

TRANSPORTER

24. **Transporter #1:** Acknowledgement of Receipt of Materials

Printed/Typed Name	Signature	Month	Day	Year
TODD LAIL	[signature]	10	9	20

25. **Transporter #2:** Acknowledgement of Receipt of Materials

Printed/Typed Name	Signature	Month	Day	Year

T/S/D FACILITY

26. Discrepancy Indication Space

CMS LANDFILL 5105 MOREHEAD RD CONCORD, NC 28027 704-262-6371

27. **Facility Owner or Operator:** Certification of receipt of waste materials covered by this manifest (except as noted in Item 19)

Printed/Typed Name	Signature	Month	Day	Year
Amy	Amy	10	9	20

REV 04/19

TRANSPORTER #2

COM000033

RS-F15

SITE BFI/CMS LANDFILL 704-782-2004
5105 MOREHEAD RD CONCORD, NC 28025

CUSTOMER ~~100170~~
STAT INC
PO BOX 1443
LENOIR, NC 28645

Contract:50102012078
Generator:Colonial Pipeline Company

SITE	Y6	TICKET #	1768357
CELL			
WEIGHMASTER	Aly G.		
DATE/TIME IN	10/9/20 4:24 pm	DATE/TIME OUT	10/9/20 4:24 pr
VEHICLE	STAT159	CONTAINER	
REFERENCE	763567		
BILL OF LADING			

SCALE IN GROSS WEIGHT 77,040 NET TONS 23.02
TARE OUT TARE WEIGHT 31,000 NET WEIGHT 46,040

INBOUND
INVOICE

QTY.	UNIT	DESCRIPTION	RATE	EXTENSION	TAX	TOTAL
0.00	YD	Tracking QTY				
23.02	tn	SW-CONT SOIL-ALT DAILY COVER Origin:MECKLENBURG 100%				

HARD HATS AND SAFETY VEST ARE REQUIRED WHEN EXITING YOUR VEHICLE

WHILE IN THE LANDFILL. IF YOU DO NOT HAVE THESE ITEMS YOU MAY BORROW

A SET FROM THE SCALE HOUSE. THANK YOU.

NET AMOUNT
TENDERED
CHANGE
CHECK#

The undersigned individual signing this document on behalf of Customer acknowledges that he or she has read and understands the terms and conditions on the reverse side and that he or she has the authority to sign this document on behalf of the customer.

RS-F042UPR (04/19)

SIGNATURE _____

REPUBLIC SERVICES

NON-HAZARDOUS WASTE MANIFEST

763567

Please print or type.

1. Generator's US EPA ID Number	Manifest Document Number	2. Page 1 of

GENERATOR

3. Generator's Name and Mailing Address
CPC
PO Box 27
Paw Creek

4. Phone ( )

5. Generating Location (if different) Colonial Pipeline Company 1768357
14108 Huntersville-Concord Rd.
Paw Creek, NC 28078

6. Phone ( )

7. Transporter #1 Company Name	8. US EPA ID Number	9. Transporter #1's Phone
STAT, INC		52 [illegible]
10. Transporter #2 Company Name	11. US EPA ID Number	12. Transporter #2's Phone
13. Designated T/S/D Facility Name and Site Address	14. US EPA ID Number	15. Facility's Phone
CMS Landfill 5105 Morehead Rd Concord, NC 28027		704-262-6371

16. Waste Shipping Name and Description	17. Republic Services Approval # and Exp. Date	18. Containers No.	18. Containers Type	19. Total Quantity	20. Unit Wt/Vol
a. contaminated soil	5010-20-12078	9/17/2021	CT		T
b.				23	07
c.				46	040

21. Additional Descriptions for Materials Listed Above

Land ID

22. Special Handling Instructions and Additional Information

Bill: STAT 100170

23. **GENERATOR'S CERTIFICATION:** I hereby certify that the above named material is not a hazardous waste as defined by 40 CFR 261 or any applicable state law, has been properly described, classified and packaged, and is in proper condition for transportation according to applicable regulations; AND, if this waste is a treatment residue of a previously restricted hazardous waste subject to the Land Disposal Restrictions. I certify and warrant that the waste has been treated in accordance with the requirements of 40 CFR 268 and is no longer a hazardous waste as defined by 40 CFR 261.

Printed/Typed Name	Signature	Month	Day	Year
[illegible]	[illegible]	1	[illegible]	20

TRANSPORTER

24. **Transporter #1:** Acknowledgement of Receipt of Materials

Printed/Typed Name	Signature	Month	Day	Year
James [illegible]	[illegible]	10	[illegible]	21

25. **Transporter #2:** Acknowledgement of Receipt of Materials

Printed/Typed Name	Signature	Month	Day	Year

T/S/D FACILITY

26. Discrepancy Indication Space

CMS LANDFILL 5105 MOREHEAD RD CONCORD, NC 28027 704-262-6371

27. **Facility Owner or Operator:** Certification of receipt of waste materials covered by this manifest (except as noted in Item 19)

Printed/Typed Name	Signature	Month	Day	Year
[illegible]	[illegible]	[illegible]		

SITE BFI/CMS LANDFILL 704-782-2004
5105 MOREHEAD RD CONCORD, NC 28025

CUSTOMER 100170
STAT INC
PO BOX 1443
LENOIR, NC 28645

Contract:50102012078
Generator:Colonial Pipeline Company

SITE	Y6	TICKET #	1768359
CELL			
WEIGHMASTER	Aly G.		
DATE/TIME IN	10/9/20 4:31 pm	DATE/TIME OUT	10/9/20 4:31 pr
VEHICLE	dt83	CONTAINER	
REFERENCE	763566		
BILL OF LADING			

SCALE IN GROSS WEIGHT 69,460 NET TONS 21.28
TARE OUT TARE WEIGHT 26,900 NET WEIGHT 42,560

INBOUND
INVOICE

QTY.	UNIT	DESCRIPTION	RATE	EXTENSION	TAX	TOTAL
0.00	YD	Tracking QTY				
21.28	tn	SW-CONT SOIL-ALT DAILY COVER Origin:MECKLENBURG 100%				



HARD HATS AND SAFETY VEST ARE REQUIRED WHEN EXITING YOUR VEHICLE

WHILE IN THE LANDFILL. IF YOU DO NOT HAVE THESE ITEMS YOU MAY BORROW

A SET FROM THE SCALE HOUSE. THANK YOU.

NET AMOUNT
TENDERED
CHANGE
CHECK#

The undersigned individual signing this document on behalf of Customer acknowledges that he or she has read and understands the terms and conditions on the reverse side and that he or she has the authority to sign this document on behalf of the customer.

RS-F042UPR (04/19)

SIGNATURE _____

REPUBLIC SERVICES

Please print or type.

NON-HAZARDOUS WASTE MANIFEST

763566

1. Generator's US EPA ID Number	Manifest Document Number	2. Page 1 of	
			1768359

GENERATOR

3. Generator's Name and Mailing Address	5. Generating Location (if different)
C/O PO Box 27 Paw Creek	Colonial Pipeline Company 14108 Hunterville-Concord Rd. Paw Creek, NC 28078
4. Phone ( )	6. Phone ( )

7. Transporter #1 Company Name	8. US EPA ID Number	9. Transporter #1's Phone
STAT INC		888-446-5[illegible]
10. Transporter #2 Company Name	11. US EPA ID Number	12. Transporter #2's Phone
13. Designated T/S/D Facility Name and Site Address	14. US EPA ID Number	15. Facility's Phone
CMS Landfill 5105 Morehead Rd Concord, NC 28027		704-262-6371

16. Waste Shipping Name and Description	17. Republic Services Approval # and Exp. Date	18. Containers No.	18. Containers Type	19. Total Quantity	20. Unit Wt/Vol
a. contaminated soil	5010-20-12078 9/17/2021		T		T
b.				21	28
c.				42	560

21. Additional Descriptions for Materials Listed Above

Fuel oil

22. Special Handling Instructions and Additional Information

Bill: STAT 100170

23. **GENERATOR'S CERTIFICATION:** I hereby certify that the above named material is not a hazardous waste as defined by 40 CFR 261 or any applicable state law, has been properly described, classified and packaged, and is in proper condition for transportation according to applicable regulations; AND, if this waste is a treatment residue of a previously restricted hazardous waste subject to the Land Disposal Restrictions. I certify and warrant that the waste has been treated in accordance with the requirements of 40 CFR 268 and is no longer a hazardous waste as defined by 40 CFR 261.

Printed/Typed Name	Signature	Month	Day	Year
Chad Sports	[signature]	10	9	20

TRANSPORTER

24. **Transporter #1:** Acknowledgement of Receipt of Materials

Printed/Typed Name	Signature	Month	Day	Year
Darren Sides	Darren Sides	10	09	20

25. **Transporter #2:** Acknowledgement of Receipt of Materials

Printed/Typed Name	Signature	Month	Day	Year

T/S/D FACILITY

26. Discrepancy Indication Space

CMS LANDFILL 5105 MOREHEAD RD CONCORD, NC 28027 704-262-6371

27. **Facility Owner or Operator:** Certification of receipt of waste materials covered by this manifest (except as noted in Item 19)

Printed/Typed Name	Signature	Month	Day	Year
Amy	Amy	10	9	20

GENERATOR'S COPY

COM000033

SITE

BFI/CMS LANDFILL 704-782-2004
5105 MOREHEAD RD CONCORD, NC 28025

CUSTOMER

100170
STAT INC
PO BOX 1443
LENOIR, NC 28645

Contract:50101915604-1
Generator:Plantation Pipeline - Greensboro Tank Fa

SITE	TICKET #	CELL
Y6	1768900	

WEIGHMASTER Aly G.

DATE/TIME IN	DATE/TIME OUT
10/13/20 3:06 pm	10/13/20 3:06 p

VEHICLE	CONTAINER
STAT159	

REFERENCE

BILL OF LADING

SCALE IN GROSS WEIGHT 78,840 NET TONS 23.92

INBOUND

TARE OUT

TARE WEIGHT 31,000 NET WEIGHT 47,840

INVOICE

QTY.	UNIT	DESCRIPTION	RATE	EXTENSION	TAX	TOTAL
0.00	YD	Tracking QTY				
23.92	tn	SW-CONT SOIL-ALT DAILY Origin:GUILFORD 100% COVER				

THINK. CHOOSE. SAFETY LIVE. It's the Right Thing!

HARD HATS AND SAFETY VEST ARE REQUIRED WHEN EXITING YOUR VEHICLE

WHILE IN THE LANDFILL. IF YOU DO NOT HAVE THESE ITEMS YOU MAY BORROW

A SET FROM THE SCALE HOUSE. THANK YOU.

The undersigned individual signing this document on behalf of Customer acknowledges that he or she has read and understands the terms and conditions on the reverse side and that he or she has the authority to sign this document on behalf of the customer.

RS-F042UPR (04/19)

SIGNATURE _____

NET AMOUNT

TENDERED

CHA

REPUBLIC SERVICES

Please print or type.

NON-HAZARDOUS WASTE MANIFEST

763565

1. Generator's US EPA ID Number	Manifest Document Number	2. Page 1 of	1768900

GENERATOR

3. Generator's Name and Mailing Address	5. Generating Location (if different)
CPL PO Box 27 Paw Creek	Colonial Pipeline Company 14108 Huntersville-Concord Rd. Paw Creek, NC 28078
4. Phone ( )	6. Phone ( )

7. Transporter #1 Company Name	8. US EPA ID Number	9. Transporter #1's Phone
STAT, INC		828-446-5565
10. Transporter #2 Company Name	11. US EPA ID Number	12. Transporter #2's Phone
13. Designated T/S/D Facility Name and Site Address	14. US EPA ID Number	15. Facility's Phone
CMS Landfill 5105 Morehead Rd Concord, NC 28027		704-262-6371

16. Waste Shipping Name and Description	17. Republic Services Approval # and Exp. Date	18. Containers No.	18. Containers Type	19. Total Quantity	20. Unit Wt/Vol
a. contaminated soil	5010-20-12078 9/17/2021		DT		T
b.				23	92
c.				47	840

21. Additional Descriptions for Materials Listed Above

Load 62

22. Special Handling Instructions and Additional Information

Bill: STAT 100170

23. **GENERATOR'S CERTIFICATION:** I hereby certify that the above named material is not a hazardous waste as defined by 40 CFR 261 or any applicable state law, has been properly described, classified and packaged, and is in proper condition for transportation according to applicable regulations; AND, if this waste is a treatment residue of a previously restricted hazardous waste subject to the Land Disposal Restrictions. I certify and warrant that the waste has been treated in accordance with the requirements of 40 CFR 268 and is no longer a hazardous waste as defined by 40 CFR 261.

Printed/Typed Name	Signature	Month	Day	Year
Chad Sparks	[signature]	10	9	20

TRANSPORTER

24. **Transporter #1:** Acknowledgement of Receipt of Materials

Printed/Typed Name	Signature	Month	Day	Year
Cody Ward	[signature]	10	9	20

25. **Transporter #2:** Acknowledgement of Receipt of Materials

Printed/Typed Name	Signature	Month	Day	Year

T/S/D FACILITY

26. Discrepancy Indication Space

CMS LANDFILL 5105 MOREHEAD RD CONCORD, NC 28027 704-262-6371

27. **Facility Owner or Operator:** Certification of receipt of waste materials covered by this manifest (except as noted in Item 19)

Printed/Typed Name	Signature	Month	Day	Year
Ally	Ally	10	13	20

REV 04/19

TRANSPORTER #2

COM000033

RS-F15

SITE BFI/CMS LANDFILL 704-782-2004
5105 MOREHEAD RD CONCORD, NC 28025

CUSTOMER 100170
STAT INC
PO BOX 1443
LENOIR, NC 28645

Contract:50102012078
Generator:Colonial Pipeline Company

SITE Y6 | TICKET # 1768361 | CELL

WEIGHMASTER Aly G.

DATE/TIME IN 10/9/20 4:34 pm | DATE/TIME OUT 10/9/20 4:34 pr

VEHICLE STAT80 | CONTAINER

REFERENCE 763563

BILL OF LADING

SCALE IN GROSS WEIGHT 70,600 NET TONS 21.09 INBOUND
TARE OUT TARE WEIGHT 28,420 NET WEIGHT 42,180 INVOICE

QTY.	UNIT	DESCRIPTION	RATE	EXTENSION	TAX	TOTAL
0.00	YD	Tracking QTY				
21.09	tn	SW-CONT SOIL-ALT DAILY COVER Origin:MECKLENBURG 100%				



HARD HATS AND SAFETY VEST ARE REQUIRED WHEN EXITING YOUR VEHICLE

WHILE IN THE LANDFILL. IF YOU DO NOT HAVE THESE ITEMS YOU MAY BORROW

A SET FROM THE SCALE HOUSE. THANK YOU.

NET AMOUNT
TENDERED
CHANGE
CHECK#

The undersigned individual signing this document on behalf of Customer acknowledges that he or she has read and understands the terms and conditions on the reverse side and that he or she has the authority to sign this document on behalf of the customer.

RS-F042UPR (04/19)

SIGNATURE _____

REPUBLIC SERVICES

Please print or type.

NON-HAZARDOUS WASTE MANIFEST

763563

1. Generator's US EPA ID Number	Manifest Document Number	2. Page 1 of	
			1768360

GENERATOR

3. Generator's Name and Mailing Address	5. Generating Location (if different)
CPL PO Box 7 Paw Creek NC 28213	Colonial Pipeline Company 14198 Huntersville-Concord Rd. Paw Creek, NC 28078
4. Phone ( )	6. Phone ( )

7. Transporter #1 Company Name	8. US EPA ID Number	9. Transporter #1's Phone
TAT, INC		770-446-5565
10. Transporter #2 Company Name	**11. US EPA ID Number**	**12. Transporter #2's Phone**

13. Designated T/S/D Facility Name and Site Address	14. US EPA ID Number	15. Facility's Phone
CMS Landfill 5105 Morehead Rd Concord, NC 28027		704-262-6371

16. Waste Shipping Name and Description	17. Republic Services Approval # and Exp. Date	18. Containers No.	18. Containers Type	19. Total Quantity	20. Unit Wt/Vol
a. contaminated soil	5010-20-12078 9/17/2021		DT		T
b.				21	09
c.				42	180

21. Additional Descriptions for Materials Listed Above

Fund 63

22. Special Handling Instructions and Additional Information

Bill: STAT 100178

23. **GENERATOR'S CERTIFICATION:** I hereby certify that the above named material is not a hazardous waste as defined by 40 CFR 261 or any applicable state law, has been properly described, classified and packaged, and is in proper condition for transportation according to applicable regulations; AND, if this waste is a treatment residue of a previously restricted hazardous waste subject to the Land Disposal Restrictions. I certify and warrant that the waste has been treated in accordance with the requirements of 40 CFR 268 and is no longer a hazardous waste as defined by 40 CFR 261.

Printed/Typed Name	Signature	Month	Day	Year
[illegible]	[signature]	10	9	20

TRANSPORTER

24. **Transporter #1:** Acknowledgement of Receipt of Materials

Printed/Typed Name	Signature	Month	Day	Year
[illegible]	[signature]			

25. **Transporter #2:** Acknowledgement of Receipt of Materials

Printed/Typed Name	Signature	Month	Day	Year

T/S/D FACILITY

26. Discrepancy Indication Space

CMS LANDFILL 5105 MOREHEAD RD CONCORD, NC 28027 704-262-6371

27. **Facility Owner or Operator:** Certification of receipt of waste materials covered by this manifest (except as noted in Item 19)

Printed/Typed Name	Signature	Month	Day	Year
Aly	Aly	10	9	20

SITE BFI/CMS LANDFILL 704-782-2004
5105 MOREHEAD RD CONCORD, NC 28025

CUSTOMER 100170
STAT INC
PO BOX 1443
LENOIR, NC 28645

Contract:50102012078
Generator:Colonial Pipeline Company

SITE Y6	TICKET # 1769052	CELL	
WEIGHMASTER	Aly G.		
DATE/TIME IN	10/14/20 9:55 am	DATE/TIME OUT	10/14/20 9:55 a
VEHICLE	STAT131	CONTAINER	
REFERENCE	763564		
BILL OF LADING			

SCALE IN GROSS WEIGHT 64,380 NET TONS 17.34
TARE OUT TARE WEIGHT 29,700 NET WEIGHT 34,680

INBOUND
INVOICE

QTY.	UNIT	DESCRIPTION	RATE	EXTENSION	TAX	TOTAL
0.00	YD	Tracking QTY				
17.34	tn	SW-CONT SOIL-ALT DAILY COVER Origin:MECKLENBURG 100%				



HARD HATS AND SAFETY VEST ARE REQUIRED WHEN EXITING YOUR VEHICLE

WHILE IN THE LANDFILL. IF YOU DO NOT HAVE THESE ITEMS YOU MAY BORROW

A SET FROM THE SCALE HOUSE. THANK YOU.

NET AMOUNT
TENDERED
CHANGE
CHECK#

The undersigned individual signing this document on behalf of Customer acknowledges that he or she has read and understands the terms and conditions on the reverse side and that he or she has the authority to sign this document on behalf of the customer.

RS-F042UPR (04/19)

SIGNATURE _____

REPUBLIC SERVICES

Please print or type.

NON-HAZARDOUS WASTE MANIFEST

763564

GENERATOR

1. Generator's US EPA ID Number	Manifest Document Number	2. Page 1 of

3. Generator's Name and Mailing Address

CPC
PO Box 67
Paw Creek

4. Phone ( )

5. Generating Location (if different) Company

14108 Huntersville-Concord Rd.
Paw Creek, NC 28073

6. Phone ( )

7. Transporter #1 Company Name	8. US EPA ID Number	9. Transporter #1's Phone
STAT, LLC		
10. Transporter #2 Company Name	11. US EPA ID Number	12. Transporter #2's Phone
13. Designated T/S/D Facility Name and Site Address	14. US EPA ID Number	15. Facility's Phone
CMS Landfill 5108 Morehead Rd Concord, NC 28027		704-262-6371

16. Waste Shipping Name and Description	17. Republic Services Approval # and Exp. Date	18. Containers		19. Total Quantity	20. Unit Wt/Vol
		No.	Type		
a. contaminated soil	5010-20-12078 9/17/2021		ST		T
b.				17	34
c.				34	1650

21. Additional Descriptions for Materials Listed Above

Lot 63

22. Special Handling Instructions and Additional Information

Bill: STAT 100170

23. **GENERATOR'S CERTIFICATION:** I hereby certify that the above named material is not a hazardous waste as defined by 40 CFR 261 or any applicable state law, has been properly described, classified and packaged, and is in proper condition for transportation according to applicable regulations; AND, if this waste is a treatment residue of a previously restricted hazardous waste subject to the Land Disposal Restrictions. I certify and warrant that the waste has been treated in accordance with the requirements of 40 CFR 268 and is no longer a hazardous waste as defined by 40 CFR 261.

Printed/Typed Name	Signature	Month	Day	Year
[illegible]	[signature]		14	

TRANSPORTER

24. **Transporter #1:** Acknowledgement of Receipt of Materials

Printed/Typed Name	Signature	Month	Day	Year
Paw Creek	Paw Creek	10	9	20

25. **Transporter #2:** Acknowledgement of Receipt of Materials

Printed/Typed Name	Signature	Month	Day	Year

T/S/D FACILITY

26. Discrepancy Indication Space

CMS LANDFILL 5108 MOREHEAD RD CONCORD, NC 28027 704-262-6371

27. **Facility Owner or Operator:** Certification of receipt of waste materials covered by this manifest (except as noted in Item 19)

Printed/Typed Name	Signature	Month	Day	Year
Any	Any	10	14	20

REV 04/19

TRANSPORTER #1

COM000033
RS-F15

SITE BFI/CMS LANDFILL 704-782-2004
5105 MOREHEAD RD CONCORD, NC 28025

CUSTOMER 100170
STAT INC
PO BOX 1443
LENOIR, NC 28645

Contract:50102012078
Generator:Colonial Pipeline Company

SITE	Y6	TICKET #	1768899
CELL			
WEIGHMASTER	Aly G.		
DATE/TIME IN	10/13/20 3:05 pm	DATE/TIME OUT	10/13/20 3:05 p
VEHICLE	stat163	CONTAINER	
REFERENCE	763562		
BILL OF LADING			

SCALE IN GROSS WEIGHT 78,040 NET TONS 23.78
TARE OUT TARE WEIGHT 30,480 NET WEIGHT 47,560

INBOUND
INVOICE

QTY.	UNIT	DESCRIPTION	RATE	EXTENSION	TAX	TOTAL
0.00	YD	Tracking QTY				
23.78	tn	SW-CONT SOIL-ALT DAILY COVER Origin:MECKLENBURG 100%				



HARD HATS AND SAFETY VEST ARE REQUIRED WHEN EXITING YOUR VEHICLE

WHILE IN THE LANDFILL. IF YOU DO NOT HAVE THESE ITEMS YOU MAY BORROW

A SET FROM THE SCALE HOUSE. THANK YOU.

NET AMOUNT
TENDERED
CHANGE
CHECK#

The undersigned individual signing this document on behalf of Customer acknowledges that he or she has read and understands the terms and conditions on the reverse side and that he or she has the authority to sign this document on behalf of the customer.

RS-F042UPR (04/19)

SIGNATURE _____

REPUBLIC SERVICES

Please print or type.

NON-HAZARDOUS WASTE MANIFEST

763562

1. Generator's US EPA ID Number	Manifest Document Number	2. Page 1 of	
			17685909

GENERATOR

3. Generator's Name and Mailing Address
CPC
PO Box 87
Paw Creek NC 28213
4. Phone ( )

5. Generating Location (if different) Colonial Pipeline Company
14108 Huntersville-Concord Rd.
Paw Creek, NC 28078
6. Phone ( )

7. Transporter #1 Company Name	8. US EPA ID Number	9. Transporter #1's Phone
STAT, INC		888-446-5565
10. Transporter #2 Company Name	11. US EPA ID Number	12. Transporter #2's Phone
13. Designated T/S/D Facility Name and Site Address	14. US EPA ID Number	15. Facility's Phone
CMS Landfill 5105 Morehead Rd Concord, NC 28027		704-262-0371

16. Waste Shipping Name and Description	17. Republic Services Approval # and Exp. Date	18. Containers No.	18. Containers Type	19. Total Quantity	20. Unit Wt/Vol
a.			PT		T
b. contaminated soil	5010-20-12078 9/17/2021			23.78	
c.				47560	

21. Additional Descriptions for Materials Listed Above
Load 64

22. Special Handling Instructions and Additional Information
Bill: STAT 100178

23. **GENERATOR'S CERTIFICATION:** I hereby certify that the above named material is not a hazardous waste as defined by 40 CFR 261 or any applicable state law, has been properly described, classified and packaged, and is in proper condition for transportation according to applicable regulations; AND, if this waste is a treatment residue of a previously restricted hazardous waste subject to the Land Disposal Restrictions. I certify and warrant that the waste has been treated in accordance with the requirements of 40 CFR 268 and is no longer a hazardous waste as defined by 40 CFR 261.

Printed/Typed Name	Signature	Month	Day	Year
Chad Sparks for CPC		10	13	20

TRANSPORTER

24. **Transporter #1:** Acknowledgement of Receipt of Materials

Printed/Typed Name	Signature	Month	Day	Year
TODD LAIL		10	13	20

25. **Transporter #2:** Acknowledgement of Receipt of Materials

Printed/Typed Name	Signature	Month	Day	Year

T/S/D FACILITY

26. Discrepancy Indication Space
CMS LANDFILL 5102 MOREHEAD RD CONCORD, NC 28027 704-262-0371

27. **Facility Owner or Operator:** Certification of receipt of waste materials covered by this manifest (except as noted in Item 19)

Printed/Typed Name	Signature	Month	Day	Year
Any	Any	10	13	20

SITE BFI/CMS LANDFILL 704-782-2004
5105 MOREHEAD RD CONCORD, NC 28025

CUSTOMER 100170
STAT INC
PO BOX 1443
LENOIR, NC 28645

Contract:50102012078
Generator:Colonial Pipeline Company

SITE	Y6	TICKET #	1768919
CELL			
WEIGHMASTER	Aly G.		
DATE/TIME IN	10/13/20 3:30 pm	DATE/TIME OUT	10/13/20 3:30 p
VEHICLE	stat138	CONTAINER	
REFERENCE	763561		
BILL OF LADING			

SCALE IN GROSS WEIGHT 77,620 NET TONS 23.64
TARE OUT TARE WEIGHT 30,340 NET WEIGHT 47,280

INBOUND
INVOICE

QTY.	UNIT	DESCRIPTION	RATE	EXTENSION	TAX	TOTAL
0.00	YD	Tracking QTY				
23.64	tn	SW-CONT SOIL-ALT DAILY COVER Origin:MECKLENBURG 100%				



HARD HATS AND SAFETY VEST ARE REQUIRED WHEN EXITING YOUR VEHICLE

WHILE IN THE LANDFILL. IF YOU DO NOT HAVE THESE ITEMS YOU MAY BORROW

A SET FROM THE SCALE HOUSE. THANK YOU.

NET AMOUNT
TENDERED
CHANGE
CHECK#

The undersigned individual signing this document on behalf of Customer acknowledges that he or she has read and understands the terms and conditions on the reverse side and that he or she has the authority to sign this document on behalf of the customer.

RS-F042UPR (04/19)

SIGNATURE _____

REPUBLIC SERVICES

Please print or type.

NON-HAZARDOUS WASTE MANIFEST

763561

GENERATOR

1. Generator's US EPA ID Number	Manifest Document Number	2. Page 1 of

3. Generator's Name and Mailing Address

4. Phone ( )

5. Generating Location (if different) Company

14103 Huntersville-Concord Rd.
Paw Creek, NC 28078

6. Phone ( )

7. Transporter #1 Company Name	8. US EPA ID Number	9. Transporter #1's Phone
THT, INC		
10. Transporter #2 Company Name	11. US EPA ID Number	12. Transporter #2's Phone
13. Designated T/S/D Facility Name and Site Address	14. US EPA ID Number	15. Facility's Phone
CMS Landfill 5105 Morehead Rd Concord, NC 28027		704-262-6571

16. Waste Shipping Name and Description	17. Republic Services Approval # and Exp. Date	18. Containers No.	18. Containers Type	19. Total Quantity	20. Unit Wt/Vol
a. contaminated soil	4010-20-12078 9/17/2021		CF		T
b.					
c. MISSING top Sheet				23.04 47280	

21. Additional Descriptions for Materials Listed Above

Load 45

22. Special Handling Instructions and Additional Information

Bill: STAT 106170

23. **GENERATOR'S CERTIFICATION:** I hereby certify that the above named material is not a hazardous waste as defined by 40 CFR 261 or any applicable state law, has been properly described, classified and packaged, and is in proper condition for transportation according to applicable regulations; AND, if this waste is a treatment residue of a previously restricted hazardous waste subject to the Land Disposal Restrictions. I certify and warrant that the waste has been treated in accordance with the requirements of 40 CFR 268 and is no longer a hazardous waste as defined by 40 CFR 261.

Printed/Typed Name	Signature	Month	Day	Year

TRANSPORTER

24. **Transporter #1:** Acknowledgement of Receipt of Materials

Printed/Typed Name	Signature	Month	Day	Year

25. **Transporter #2:** Acknowledgement of Receipt of Materials

Printed/Typed Name	Signature	Month	Day	Year

T/S/D FACILITY

26. Discrepancy Indication Space

CMS LANDFILL 5105 MOREHEAD RD CONCORD, NC 28027 704-262-6571

27. **Facility Owner or Operator:** Certification of receipt of waste materials covered by this manifest (except as noted in Item 19)

Printed/Typed Name	Signature	Month	Day	Year
Any	Any	10	13	20

REV 04/19

TRANSPORTER #1

COM000033
RS-F15

REPUBLIC SERVICES

Please print or type.

NON-HAZARDOUS WASTE MANIFEST

763560

NW8921

GENERATOR

1. Generator's US EPA ID Number | Manifest Document Number | 2. Page 1 of

3. Generator's Name and Mailing Address
CPL
PO Box 87
Paw Creek NC 28213
4. Phone ( )

5. Generating Location (if different)
~~Colonial Pipeline Company~~
14108 Huntersville-Concord Rd.
Paw Creek, NC 28078
6. Phone ( )

7. Transporter #1 Company Name: STAT, INC | 8. US EPA ID Number | 9. Transporter #1's Phone: 828-446-5565

10. Transporter #2 Company Name | 11. US EPA ID Number | 12. Transporter #2's Phone

13. Designated T/S/D Facility Name and Site Address
CMS Landfill 5105 Morehead Rd Concord, NC 28027
14. US EPA ID Number
15. Facility's Phone: 704-262-6371

16. Waste Shipping Name and Description	17. Republic Services Approval # and Exp. Date	18. Containers No.	18. Containers Type	19. Total Quantity	20. Unit Wt/Vol
a.			DT		T
b. ~~contaminated soil~~	~~3010-20-13078~~ ~~9/17/2021~~			1332	
c. Missing top Sheet				266240	

21. Additional Descriptions for Materials Listed Above
Load 66

22. Special Handling Instructions and Additional Information
~~Bill: STAT 100170~~

23. **GENERATOR'S CERTIFICATION:** I hereby certify that the above named material is not a hazardous waste as defined by 40 CFR 261 or any applicable state law, has been properly described, classified and packaged, and is in proper condition for transportation according to applicable regulations; AND, if this waste is a treatment residue of a previously restricted hazardous waste subject to the Land Disposal Restrictions. I certify and warrant that the waste has been treated in accordance with the requirements of 40 CFR 268 and is no longer a hazardous waste as defined by 40 CFR 261.

Printed/Typed Name: Chad Sparks Per CPL | Signature | Month 10 | Day 13 | Year 2

TRANSPORTER

24. **Transporter #1:** Acknowledgement of Receipt of Materials
Printed/Typed Name: Brandon Lupton | Signature | Month 10 | Day 13 | Year 2

25. **Transporter #2:** Acknowledgement of Receipt of Materials
Printed/Typed Name | Signature | Month | Day | Year

T/S/D FACILITY

26. Discrepancy Indication Space
CMS LANDFILL 5105 MOREHEAD RD CONCORD, NC 28027 704-262-6371

27. **Facility Owner or Operator:** Certification of receipt of waste materials covered by this manifest (except as noted in Item 19)

Printed/Typed Name: Amy | Signature: Amy | Month 10 | Day 13 | Year 20

T / S / D / F / COPY

SITE

BFI/CMS LANDFILL 704-782-2004
5105 MOREHEAD RD CONCORD, NC 28025

CUSTOMER

100170
STAT INC
PO BOX 1443
LENOIR, NC 28645

Contract:50102012078
Generator:Colonial Pipeline Company

SITE	TICKET #	CELL
Y6	1768918	

WEIGHMASTER Aly G.

DATE/TIME IN	DATE/TIME OUT
10/13/20 3:29 pm	10/13/20 3:29 r

VEHICLE STAT131

CONTAINER

REFERENCE 763559

BILL OF LADING

SCALE IN GROSS WEIGHT 66,720 NET TONS 18.51
TARE OUT TARE WEIGHT 29,700 NET WEIGHT 37,020

INBOUND
INVOICE

QTY.	UNIT	DESCRIPTION	RATE	EXTENSION	TAX	TOTAL
0.00	YD	Tracking QTY				
18.51	tn	SW-CONT SOIL-ALT DAILY Origin:MECKLENBURG 100% COVER				



HARD HATS AND SAFETY VEST ARE REQUIRED WHEN EXITING YOUR VEHICLE

WHILE IN THE LANDFILL. IF YOU DO NOT HAVE THESE ITEMS YOU MAY BORROW

A SET FROM THE SCALE HOUSE. THANK YOU.

NET AMOUNT

TENDERED

CHANGE

CHECK#

The undersigned individual signing this document on behalf of Customer acknowledges that he or she has read and understands the terms and conditions on the reverse side and that he or she has the authority to sign this document on behalf of the customer.

RS-F042UPR (04/19)

SIGNATURE _____

REPUBLIC SERVICES

Please print or type.

NON-HAZARDOUS WASTE MANIFEST

763559

1. Generator's US EPA ID Number	Manifest Document Number	2. Page 1 of	1768918

GENERATOR

3. Generator's Name and Mailing Address	5. Generating Location (if different)
[illegible] Pow Creek NC 28243	Colonial Pipeline Company 14108 Huntersville-Concord Rd. Paw Creek, NC 28078
4. Phone ( )	6. Phone ( )

7. Transporter #1 Company Name	8. US EPA ID Number	9. Transporter #1's Phone
THT, INC		[illegible]
10. Transporter #2 Company Name	11. US EPA ID Number	12. Transporter #2's Phone

13. Designated T/S/D Facility Name and Site Address	14. US EPA ID Number	15. Facility's Phone
CMS Landfill 5105 Morehead Rd Concord, NC 28027		704-262-6371

16. Waste Shipping Name and Description	17. Republic Services Approval # and Exp. Date	18. Containers No.	18. Containers Type	19. Total Quantity	20. Unit Wt/Vol
a. contaminated soil	5010-20-12076 9/17/2021		15		T
b.				18	51
c. Missing top Sheet				37	020

21. Additional Descriptions for Materials Listed Above

[illegible]

22. Special Handling Instructions and Additional Information

Bill: STAT 100170

23. **GENERATOR'S CERTIFICATION:** I hereby certify that the above named material is not a hazardous waste as defined by 40 CFR 261 or any applicable state law, has been properly described, classified and packaged, and is in proper condition for transportation according to applicable regulations; AND, if this waste is a treatment residue of a previously restricted hazardous waste subject to the Land Disposal Restrictions. I certify and warrant that the waste has been treated in accordance with the requirements of 40 CFR 268 and is no longer a hazardous waste as defined by 40 CFR 261.

Printed/Typed Name	Signature	Month	Day	Year
[illegible]	[signature]	10	13	20

TRANSPORTER

24. **Transporter #1:** Acknowledgement of Receipt of Materials

Printed/Typed Name	Signature	Month	Day	Year
Cory Combs	Cory Combs	10	13	20

25. **Transporter #2:** Acknowledgement of Receipt of Materials

Printed/Typed Name	Signature	Month	Day	Year

T/S/D FACILITY

26. Discrepancy Indication Space

CMS LANDFILL 5105 MOREHEAD RD CONCORD, NC 28027 704-262-6371

27. **Facility Owner or Operator:** Certification of receipt of waste materials covered by this manifest (except as noted in Item 19)

Printed/Typed Name	Signature	Month	Day	Year
Aly	Aly	10	3	20

REV 04/19

GENERATOR'S COPY

COM000033

SITE BFI/CMS LANDFILL 704-782-2004
5105 MOREHEAD RD CONCORD, NC 28025

CUSTOMER 100170
STAT INC
PO BOX 1443
LENOIR, NC 28645

Contract:50102012078
Generator:Colonial Pipeline Company

SITE	6	TICKET #	1768925
CELL			
WEIGHMASTER	Aly G.		
DATE/TIME IN	10/13/20 3:40 pm	DATE/TIME OUT	10/13/20 3:40 p
VEHICLE	stat162	CONTAINER	
REFERENCE	763558		
BILL OF LADING			

SCALE IN GROSS WEIGHT 66,020 NET TONS 17.66
TARE OUT TARE WEIGHT 30,700 NET WEIGHT 35,320

INBOUND
INVOICE

QTY.	UNIT	DESCRIPTION	RATE	EXTENSION	TAX	TOTAL
0.00	YD	Tracking QTY				
17.66	tn	SW-CONT SOIL-ALT DAILY COVER Origin:MECKLENBURG 100%				



HARD HATS AND SAFETY VEST ARE REQUIRED WHEN EXITING YOUR VEHICLE
WHILE IN THE LANDFILL. IF YOU DO NOT HAVE THESE ITEMS YOU MAY BORROW
A SET FROM THE SCALE HOUSE. THANK YOU.

NET AMOUNT
TENDERED
CHANGE
CHECK#

The undersigned individual signing this document on behalf of Customer acknowledges that he or she has read and understands the terms and conditions on the reverse side and that he or she has the authority to sign this document on behalf of the customer.

RS-F042UPR (04/19)

SIGNATURE _____

REPUBLIC SERVICES

Please print or type.

NON-HAZARDOUS WASTE MANIFEST

763558

1. Generator's US EPA ID Number	Manifest Document Number	2. Page 1 of	1768925

GENERATOR

3. Generator's Name and Mailing Address	5. Generating Location (if different)
CPL PO Box Paw Creek NC 28213	Colonial Pipeline Company 14108 Huntersville-Concord Rd. Paw Creek, NC 28078
4. Phone ( )	6. Phone ( )

7. Transporter #1 Company Name	8. US EPA ID Number	9. Transporter #1's Phone
STAT, INC		222 446-556
10. Transporter #2 Company Name	**11. US EPA ID Number**	**12. Transporter #2's Phone**
13. Designated T/S/D Facility Name and Site Address	**14. US EPA ID Number**	**15. Facility's Phone**
CMS Landfill 5105 Morehead Rd Concord, NC 28027		704-262-6371

16. Waste Shipping Name and Description	17. Republic Services Approval # and Exp. Date	18. Containers No.	18. Containers Type	19. Total Quantity	20. Unit Wt/Vol
a.			DT		T
b. contaminated soil	5010-20-120[illegible] 9/17/2021			17	66
c. Missing top Sheet				35	320

21. Additional Descriptions for Materials Listed Above

Lad 68 TRK 162 TRL 1004

22. Special Handling Instructions and Additional Information

Tel: STAT 100170

23. **GENERATOR'S CERTIFICATION:** I hereby certify that the above named material is not a hazardous waste as defined by 40 CFR 261 or any applicable state law, has been properly described, classified and packaged, and is in proper condition for transportation according to applicable regulations; AND, if this waste is a treatment residue of a previously restricted hazardous waste subject to the Land Disposal Restrictions. I certify and warrant that the waste has been treated in accordance with the requirements of 40 CFR 268 and is no longer a hazardous waste as defined by 40 CFR 261.

Printed/Typed Name	Signature	Month	Day	Year
[illegible]	[signature]	10	13	20

TRANSPORTER

24. **Transporter #1:** Acknowledgement of Receipt of Materials

Printed/Typed Name	Signature	Month	Day	Year
[illegible] Tovelett	[signature]	10	13	20

25. **Transporter #2:** Acknowledgement of Receipt of Materials

Printed/Typed Name	Signature	Month	Day	Year

T/S/D FACILITY

26. Discrepancy Indication Space

CMS LANDFILL 5105 MOREHEAD RD CONCORD, NC 28027 704-262-6371

27. **Facility Owner or Operator:** Certification of receipt of waste materials covered by this manifest (except as noted in Item 19)

Printed/Typed Name	Signature	Month	Day	Year
Aly	Aly	10	13	20

SITE BFI/CMS LANDFILL 704-782-2004
5105 MOREHEAD RD CONCORD, NC 28025

CUSTOMER 100170
STAT INC
PO BOX 1443
LENOIR, NC 28645

Contract:50102012078
Generator:Colonial Pipeline Company

SITE Y6	TICKET # 1768927	CELL	
WEIGHMASTER	Aly G.		
DATE/TIME IN	10/13/20 3:42 pm	DATE/TIME OUT	10/13/20 3:42 p
VEHICLE	STAT80	CONTAINER	
REFERENCE	763557		
BILL OF LADING			

SCALE IN GROSS WEIGHT 60,240 NET TONS 15.91 INBOUND
TARE OUT TARE WEIGHT 28,420 NET WEIGHT 31,820 INVOICE

QTY.	UNIT	DESCRIPTION	RATE	EXTENSION	TAX	TOTAL
0.00	YD	Tracking QTY				
15.91	tn	SW-CONT SOIL-ALT DAILY COVER Origin:MECKLENBURG 100%				

THINK CHOOSE SAFETY LIVE It's the Right Thing!

HARD HATS AND SAFETY VEST ARE REQUIRED WHEN EXITING YOUR VEHICLE

WHILE IN THE LANDFILL. IF YOU DO NOT HAVE THESE ITEMS YOU MAY BORROW

A SET FROM THE SCALE HOUSE. THANK YOU.

NET AMOUNT
TENDERED
CHANGE
CHECK#

The undersigned individual signing this document on behalf of Customer acknowledges that he or she has read and understands the terms and conditions on the reverse side and that he or she has the authority to sign this document on behalf of the customer.

RS-F042UPR (04/19)

SIGNATURE _____

REPUBLIC SERVICES

Please print or type.

NON-HAZARDOUS WASTE MANIFEST

763557

1. Generator's US EPA ID Number	Manifest Document Number	2. Page 1 of	1768927

GENERATOR

3. Generator's Name and Mailing Address	5. Generating Location (if different)
CPL PO Box 27 Paw Creek NC 28213	Colonial Pipeline Company 14108 Huntersville-Concord Rd. Paw Creek, NC 28078
4. Phone ( )	6. Phone ( )

7. Transporter #1 Company Name	8. US EPA ID Number	9. Transporter #1's Phone
STAT INC		372-4446-5[illegible]
10. Transporter #2 Company Name	11. US EPA ID Number	12. Transporter #2's Phone
13. Designated T/S/D Facility Name and Site Address	14. US EPA ID Number	15. Facility's Phone
CMS Landfill 5105 Morehead Rd Concord, NC 28027		704-262-6371

16. Waste Shipping Name and Description	17. Republic Services Approval # and Exp. Date	18. Containers No.	18. Containers Type	19. Total Quantity	20. Unit Wt/Vol
a.			DT	Est 20	T
b. contaminated soil	5013-20-12078 9/17/2021			15	91
c. Missing top Sheet				31	820

21. Additional Descriptions for Materials Listed Above

Lead 69

22. Special Handling Instructions and Additional Information

Bill STAT 100170

23. **GENERATOR'S CERTIFICATION:** I hereby certify that the above named material is not a hazardous waste as defined by 40 CFR 261 or any applicable state law, has been properly described, classified and packaged, and is in proper condition for transportation according to applicable regulations; AND, if this waste is a treatment residue of a previously restricted hazardous waste subject to the Land Disposal Restrictions. I certify and warrant that the waste has been treated in accordance with the requirements of 40 CFR 268 and is no longer a hazardous waste as defined by 40 CFR 261.

...nted/Typed Name	Signature	Month	Day	Year
[illegible]	[signature]	10	13	20

...porter #1: Acknowledgement of Receipt of Materials

... Name	Signature	Month	Day	Year
...eth S Morch	[signature]	10	13	20

...#2: Acknowledgement of Receipt of Materials

...e	Signature	Month	Day	Year

...cation Space

CMS LANDFILL 5105 MOREHEAD RD CONCORD, NC 28027 704-262-6371

...Operator: Certification of receipt of waste materials covered by this manifest (except as noted in Item 19)

Printed/Typed Name	Signature	Month	Day	Year
[signature]	[signature]	10	13	20

TRANSPORTER #1

COM000033
RS-F15

SITE

BFI/CMS LANDFILL 704-782-2004
5105 MOREHEAD RD CONCORD, NC 28025

CUSTOMER

100170
STAT INC
PO BOX 1443
LENOIR, NC 28645

Contract:50102012078
Generator:Colonial Pipeline Company

SITE	TICKET #	CELL
Y6	1768934	

WEIGHMASTER Aly G.

DATE/TIME IN	DATE/TIME OUT
10/13/20 3:55 pm	10/13/20 3:55 p

VEHICLE	CONTAINER
dt84	

REFERENCE 763556

BILL OF LADING

SCALE IN	GROSS WEIGHT	60,280	NET TONS	16.64
TARE OUT	TARE WEIGHT	27,000	NET WEIGHT	33,280

INBOUND
INVOICE

QTY.	UNIT	DESCRIPTION	RATE	EXTENSION	TAX	TOTAL
0.00	YD	Tracking QTY				
16.64	tn	SW-CONT SOIL-ALT DAILY Origin:MECKLENBURG 100% COVER				



HARD HATS AND SAFETY VEST ARE REQUIRED WHEN EXITING YOUR VEHICLE

WHILE IN THE LANDFILL. IF YOU DO NOT HAVE THESE ITEMS YOU MAY BORROW

A SET FROM THE SCALE HOUSE. THANK YOU.

NET AMOUNT
TENDERED
CHANGE
CHECK#

The undersigned individual signing this document on behalf of Customer acknowledges that he or she has read and understands the terms and conditions on the reverse side and that he or she has the authority to sign this document on behalf of the customer.

RS-F042UPR (04/19)

SIGNATURE _____

REPUBLIC SERVICES

Please print or type.

NON-HAZARDOUS WASTE MANIFEST

763556

1. Generator's US EPA ID Number	Manifest Document Number	2. Page 1 of	1768934

GENERATOR

3. Generator's Name and Mailing Address	5. Generating Location (if different)
LTC PO Box 87 Paw Creek NC 28213	Colonial Pipeline Company 14108 Huntersville-Concord Rd. Paw Creek, NC 28078
4. Phone ( )	6. Phone ( )

7. Transporter #1 Company Name	8. US EPA ID Number	9. Transporter #1's Phone
JTHT, INC		828 446 5565
10. Transporter #2 Company Name	11. US EPA ID Number	12. Transporter #2's Phone
13. Designated T/S/D Facility Name and Site Address	14. US EPA ID Number	15. Facility's Phone
CMS Landfill 5105 Morehead Rd Concord, NC 28027		704-262-6371

16. Waste Shipping Name and Description	17. Republic Services Approval # and Exp. Date	18. Containers No.	18. Containers Type	19. Total Quantity	20. Unit Wt/Vol
a. contaminated soil	5010-20-12078 9/17/2021				T
b.				16664	
c. Missing top				33280	

21. Additional Descriptions for Materials Listed Above

Sheet

Load 70

22. Special Handling Instructions and Additional Information

Bill: STAT 100170

23. **GENERATOR'S CERTIFICATION:** I hereby certify that the above named material is not a hazardous waste as defined by 40 CFR 261 or any applicable state law, has been properly described, classified and packaged, and is in proper condition for transportation according to applicable regulations; AND, if this waste is a treatment residue of a previously restricted hazardous waste subject to the Land Disposal Restrictions. I certify and warrant that the waste has been treated in accordance with the requirements of 40 CFR 268 and is no longer a hazardous waste as defined by 40 CFR 261.

Printed/Typed Name	Signature	Month	Day	Year
Chad Sarkis per LTC				

TRANSPORTER

24. **Transporter #1:** Acknowledgement of Receipt of Materials

Printed/Typed Name	Signature	Month	Day	Year

25. **Transporter #2:** Acknowledgement of Receipt of Materials

Printed/Typed Name	Signature	Month	Day	Year

T/S/D FACILITY

26. Discrepancy Indication Space

CMS LANDFILL 5105 MOREHEAD RD CONCORD, NC 28027 704-262-6371

27. **Facility Owner or Operator:** Certification of receipt of waste materials covered by this manifest (except as noted in Item 19)

Printed/Typed Name	Signature	Month	Day	Year
Aly	Aly	10	13	20

GENERATOR'S COPY

COM000033

RS-F15

SITE

BFI/CMS LANDFILL 704-782-2004
5105 MOREHEAD RD CONCORD, NC 28025

CUSTOMER

100170
STAT INC
PO BOX 1443
LENOIR, NC 28645

Contract:50102012078
Generator:Colonial Pipeline Company

SITE	TICKET #	CELL
Y6	1769017	

WEIGHMASTER Keyona C.

DATE/TIME IN	DATE/TIME OUT
10/14/20 8:41 am	10/14/20 8:41 a

VEHICLE	CONTAINER
dt84	

REFERENCE 763555

BILL OF LADING

SCALE IN	GROSS WEIGHT	61,040	NET TONS	17.02	INBOUND
TARE OUT	TARE WEIGHT	27,000	NET WEIGHT	34,040	INVOICE

QTY.	UNIT	DESCRIPTION	RATE	EXTENSION	TAX	TOTAL
0.00	YD	Tracking QTY				
17.02	tn	SW-CONT SOIL-ALT DAILY Origin:MECKLENBURG 100% COVER				

THINK CHOOSE SAFETY LIVE
It's the Right Thing!

HARD HATS AND SAFETY VEST ARE REQUIRED WHEN EXITING YOUR VEHICLE

WHILE IN THE LANDFILL. IF YOU DO NOT HAVE THESE ITEMS YOU MAY BORROW

A SET FROM THE SCALE HOUSE. THANK YOU.

The undersigned individual signing this document on behalf of Customer acknowledges that he or she has read and understands the terms and conditions on the reverse side and that he or she has the authority to sign this document on behalf of the customer.

NET AMOUNT
TENDERED
CHANGE
CHECK#

RS-F042UPR (07/12)

SIGNATURE _____

REPUBLIC SERVICES

Please print or type.

NON-HAZARDOUS WASTE MANIFEST

763555

1. Generator's US EPA ID Number	Manifest Document Number	2. Page 1 of

GENERATOR

3. Generator's Name and Mailing Address
CPL
PO Box 87
Paw Creek NC 28213
4. Phone ( )

5. Generator Location (if different)
Colonial Pipeline Company
14108 Huntersville-Concord Rd.
Paw Creek, NC 28078
6. Phone ( )

7. Transporter #1 Company Name	8. US EPA ID Number	9. Transporter #1's Phone
STAT, INC		888-446-5565
10. Transporter #2 Company Name	11. US EPA ID Number	12. Transporter #2's Phone
13. Designated T/S/D Facility Name and Site Address	14. US EPA ID Number	15. Facility's Phone
CMS Landfill 5105 Morehead Rd Concord, NC 28027		704-262-6371

16. Waste Shipping Name and Description	17. Republic Services Approval # and Exp. Date	18. Containers No.	18. Containers Type	19. Total Quantity	20. Unit Wt/Vol
a.			DT		T
b. ~~contaminated soil~~	~~5010-20-12078~~ ~~9/17/2021~~				
c.					

21. Additional Descriptions for Materials Listed Above
Load 71

22. Special Handling Instructions and Additional Information
Bill: STAT 100170

23. **GENERATOR'S CERTIFICATION:** I hereby certify that the above named material is not a hazardous waste as defined by 40 CFR 261 or any applicable state law, has been properly described, classified and packaged, and is in proper condition for transportation according to applicable regulations; AND, if this waste is a treatment residue of a previously restricted hazardous waste subject to the Land Disposal Restrictions. I certify and warrant that the waste has been treated in accordance with the requirements of 40 CFR 268 and is no longer a hazardous waste as defined by 40 CFR 261.

Printed/Typed Name	Signature	Month	Day	Year
Chad Sparks per CPL				

TRANSPORTER

24. **Transporter #1:** Acknowledgement of Receipt of Materials

Printed/Typed Name	Signature	Month	Day	Year
Tim Chesser				

25. **Transporter #2:** Acknowledgement of Receipt of Materials

Printed/Typed Name	Signature	Month	Day	Year

T/S/D FACILITY

26. Discrepancy Indication Space
CMS LANDFILL 5105 MOREHEAD RD CONCORD, NC 28027 704-262-6371

27. **Facility Owner or Operator:** Certification of receipt of waste materials covered by this manifest (except as noted in Item 19)

Printed/Typed Name	Signature	Month	Day	Year

ORIGINAL - RETURN TO GENERATOR

REV 04/19

COM000033
RS-F15

SITE BFI/CMS LANDFILL 704-782-2004
5105 MOREHEAD RD CONCORD, NC 28025

CUSTOMER 100170
STAT INC
PO BOX 1443
LENOIR, NC 28645

Contract:50102012078
Generator:Colonial Pipeline Company

SITE Y6	TICKET # 1769044	CELL	
WEIGHMASTER	Aly G.		
DATE/TIME IN	10/14/20 9:33 am	DATE/TIME OUT	10/14/20 9:33 a
VEHICLE	STAT159	CONTAINER	
REFERENCE	763554		
BILL OF LADING			

SCALE IN	GROSS WEIGHT	67,720	NET TONS	18.36
TARE OUT	TARE WEIGHT	31,000	NET WEIGHT	36,720

INBOUND
INVOICE

QTY.	UNIT	DESCRIPTION	RATE	EXTENSION	TAX	TOTAL
0.00	YD	Tracking QTY				
18.36	tn	SW-CONT SOIL-ALT DAILY COVER Origin:MECKLENBURG 100%				



HARD HATS AND SAFETY VEST ARE REQUIRED WHEN EXITING YOUR VEHICLE

WHILE IN THE LANDFILL. IF YOU DO NOT HAVE THESE ITEMS YOU MAY BORROW

A SET FROM THE SCALE HOUSE. THANK YOU.

NET AMOUNT
TENDERED
CHANGE
CHECK#

The undersigned individual signing this document on behalf of Customer acknowledges that he or she has read and understands the terms and conditions on the reverse side and that he or she has the authority to sign this document on behalf of the customer.

RS-F042UPR (04/19)

SIGNATURE _____

REPUBLIC SERVICES

Please print or type.

NON-HAZARDOUS WASTE MANIFEST

763554

1. Generator's US EPA ID Number	Manifest Document Number	2. Page 1 of	
			1769044

GENERATOR

3. Generator's Name and Mailing Address	5. Generating Location (if different)
PO Box 27 Paw Creek NC 28213	Colonial Pipeline Company 14108 Huntersville-Concord Rd. Paw Creek, NC 28078
4. Phone ( )	6. Phone ( )

7. Transporter #1 Company Name	8. US EPA ID Number	9. Transporter #1's Phone
JAT, INC		727-446-5[illegible]
10. Transporter #2 Company Name	11. US EPA ID Number	12. Transporter #2's Phone
13. Designated T/S/D Facility Name and Site Address	14. US EPA ID Number	15. Facility's Phone
CMS Landfill 5105 Morehead Rd Concord, NC 28027		704-262-6371

16. Waste Shipping Name and Description	17. Republic Services Approval # and Exp. Date	18. Containers No.	18. Containers Type	19. Total Quantity	20. Unit Wt/Vol
a.			1 JT		T
b. contaminated soil	5010-26-12078 9/17/2021			18	36
c.				36	770

21. Additional Descriptions for Materials Listed Above

Lot 72

22. Special Handling Instructions and Additional Information

Bill: STAT 100170

23. **GENERATOR'S CERTIFICATION:** I hereby certify that the above named material is not a hazardous waste as defined by 40 CFR 261 or any applicable state law, has been properly described, classified and packaged, and is in proper condition for transportation according to applicable regulations; AND, if this waste is a treatment residue of a previously restricted hazardous waste subject to the Land Disposal Restrictions. I certify and warrant that the waste has been treated in accordance with the requirements of 40 CFR 268 and is no longer a hazardous waste as defined by 40 CFR 261.

Printed/Typed Name	Signature	Month	Day	Year
Glad Sparks [illegible]		10	14	20

TRANSPORTER

24. **Transporter #1:** Acknowledgement of Receipt of Materials

Printed/Typed Name	Signature	Month	Day	Year
JAmes Robbins		10	14	20

25. **Transporter #2:** Acknowledgement of Receipt of Materials

Printed/Typed Name	Signature	Month	Day	Year

T/S/D FACILITY

26. Discrepancy Indication Space

CMS LANDFILL 5105 MOREHEAD RD CONCORD, NC 28027 704-262-6371

27. **Facility Owner or Operator:** Certification of receipt of waste materials covered by this manifest (except as noted in Item 19)

Printed/Typed Name	Signature	Month	Day	Year
Aly	Aly	10	14	20

REV 04/19

TRANSPORTER #1

COM000033
RS-F15

SITE BFI/CMS LANDFILL 704-782-2004
5105 MOREHEAD RD CONCORD, NC 28025

CUSTOMER 100170
STAT INC
PO BOX 1443
LENOIR, NC 28645

Contract:50102012078
Generator:Colonial Pipeline Company

SITE	Y6	TICKET #	1769102	CELL	
WEIGHMASTER	Keyona C.				
DATE/TIME IN	10/14/20 11:30 am	DATE/TIME OUT	10/14/20 11:30 a		
VEHICLE	stat140	CONTAINER			
REFERENCE	763548				
BILL OF LADING					

SCALE IN GROSS WEIGHT 73,880 NET TONS 22.70
TARE OUT TARE WEIGHT 28,480 NET WEIGHT 45,400

INBOUND
INVOICE

QTY.	UNIT	DESCRIPTION	RATE	EXTENSION	TAX	TOTAL
0.00	YD	Tracking QTY				
22.70	tn	SW-CONT SOIL-ALT DAILY COVER Origin:MECKLENBURG 100%				

THINK CHOOSE SAFETY LIVE

HARD HATS AND SAFETY VEST ARE REQUIRED WHEN EXITING YOUR VEHICLE

WHILE IN THE LANDFILL. IF YOU DO NOT HAVE THESE ITEMS YOU MAY BORROW

A SET FROM THE SCALE HOUSE. THANK YOU.

NET AMOUNT
TENDERED
CHANGE
CHECK#

The undersigned individual signing this document on behalf of Customer acknowledges that he or she has read and understands the terms and conditions on the reverse side and that he or she has the authority to sign this document on behalf of the customer.

RS-F042UPR (04/19)

SIGNATURE _____

REPUBLIC SERVICES

Please print or type.

NON-HAZARDOUS WASTE MANIFEST

763548

1. Generator's US EPA ID Number	Manifest Document Number	2. Page 1 of	
			1 1 6 9 1 0 2

GENERATOR

3. Generator's Name and Mailing Address	5. Generating Location (if different)
CPL PO Box 89 Paw Creek NC 28213 4. Phone ( )	Colonial Pipeline Company 14108 Huntersville-Concord Rd. Paw Creek, NC 28078 6. Phone ( )

7. Transporter #1 Company Name	8. US EPA ID Number	9. Transporter #1's Phone
STAT INC		828 446-5565
10. Transporter #2 Company Name	**11. US EPA ID Number**	**12. Transporter #2's Phone**
13. Designated T/S/D Facility Name and Site Address	**14. US EPA ID Number**	**15. Facility's Phone**
CMS Landfill 5105 Morehead Rd Concord, NC 28027		704-262-4371

16. Waste Shipping Name and Description	17. Republic Services Approval # and Exp. Date	18. Containers No.	18. Containers Type	19. Total Quantity	20. Unit Wt/Vol
a.					
b. contaminated soil	3010-20-12078 9/17/2021			20	TO
c.				45400	

21. Additional Descriptions for Materials Listed Above

Used 78

22. Special Handling Instructions and Additional Information

Bill: STAT 160170

23. **GENERATOR'S CERTIFICATION:** I hereby certify that the above named material is not a hazardous waste as defined by 40 CFR 261 or any applicable state law, has been properly described, classified and packaged, and is in proper condition for transportation according to applicable regulations; AND, if this waste is a treatment residue of a previously restricted hazardous waste subject to the Land Disposal Restrictions. I certify and warrant that the waste has been treated in accordance with the requirements of 40 CFR 268 and is no longer a hazardous waste as defined by 40 CFR 261.

Printed/Typed Name	Signature	Month	Day	Year
Mark Sticks for CPL		10	13	20

TRANSPORTER

24. **Transporter #1:** Acknowledgement of Receipt of Materials

Printed/Typed Name	Signature	Month	Day	Year
DEAN BUNKAPPER	Dean Bunkapper	10	13	20

25. **Transporter #2:** Acknowledgement of Receipt of Materials

Printed/Typed Name	Signature	Month	Day	Year

T/S/D FACILITY

26. Discrepancy Indication Space

CMS LANDFILL 5105 MOREHEAD RD CONCORD, NC 28027 704-262-4371

27. **Facility Owner or Operator:** Certification of receipt of waste materials covered by this manifest (except as noted in Item 19)

Printed/Typed Name	Signature	Month	Day	Year
Kay	Kay	10	14	20

SITE

BFI/CMS LANDFILL 704-782-2004
5105 MOREHEAD RD CONCORD, NC 28025

CUSTOMER

100170
STAT INC
PO BOX 1443
LENOIR, NC 28645

Contract:50102012078
Generator:Colonial Pipeline Company

SITE	TICKET #	CELL
Y6	1769069	

WEIGHMASTER Aly G.

DATE/TIME IN	DATE/TIME OUT
10/14/20 10:17 am	10/14/20 10:17 a

VEHICLE dt83

CONTAINER

REFERENCE 763549

BILL OF LADING

SCALE IN GROSS WEIGHT 64,480 NET TONS 18.79
TARE OUT TARE WEIGHT 26,900 NET WEIGHT 37,580

INBOUND
INVOICE

QTY.	UNIT	DESCRIPTION	RATE	EXTENSION	TAX	TOTAL
0.00	YD	Tracking QTY				
18.79	tn	SW-CONT SOIL-ALT DAILY Origin:MECKLENBURG 100% COVER				

THINK GROW SAFETY LIVE
It's the Right Thing!

HARD HATS AND SAFETY VEST ARE REQUIRED WHEN EXITING YOUR VEHICLE

WHILE IN THE LANDFILL. IF YOU DO NOT HAVE THESE ITEMS YOU MAY BORROW

A SET FROM THE SCALE HOUSE. THANK YOU.

The undersigned individual signing this document on behalf of Customer acknowledges that he or she has read and understands the terms and conditions on the reverse side and that he or she has the authority to sign this document on behalf of the customer.

RS-F042UPR (04/19)

SIGNATURE _____

NET AMOUNT
TENDERED
CHANGE
CHECK#

REPUBLIC SERVICES

Please print or type.

NON-HAZARDOUS WASTE MANIFEST

763549

1. Generator's US EPA ID Number	Manifest Document Number	2. Page 1 of	
			1749069

GENERATOR

3. Generator's Name and Mailing Address	5. Generating Location (if different)
PC PO Box 27 Paw Creek NC 28213	Colonial Pipeline Company 14108 Huntersville Concord Rd. Paw Creek, NC 28[illegible]
4. Phone ( )	6. Phone ( )

7. Transporter #1 Company Name	8. US EPA ID Number	9. Transporter #1's Phone
[illegible]		[illegible]
10. Transporter #2 Company Name	**11. US EPA ID Number**	**12. Transporter #2's Phone**
13. Designated T/S/D Facility Name and Site Address	**14. US EPA ID Number**	**15. Facility's Phone**
CMS Landfill 5105 Morehead Rd Concord, NC 28027		704-262-6371

16. Waste Shipping Name and Description	17. Republic Services Approval # and Exp. Date	18. Containers No.	18. Containers Type	19. Total Quantity	20. Unit Wt/Vol
a.					T
b. contaminated soil	3010-20-12078	9/17/2021		1879	
c.					580

21. Additional Descriptions for Materials Listed Above

Lvd 77

22. Special Handling Instructions and Additional Information

Bill: STAT 100170

23. **GENERATOR'S CERTIFICATION:** I hereby certify that the above named material is not a hazardous waste as defined by 40 CFR 261 or any applicable state law, has been properly described, classified and packaged, and is in proper condition for transportation according to applicable regulations; AND, if this waste is a treatment residue of a previously restricted hazardous waste subject to the Land Disposal Restrictions. I certify and warrant that the waste has been treated in accordance with the requirements of 40 CFR 268 and is no longer a hazardous waste as defined by 40 CFR 261.

Printed/Typed Name	Signature	Month	Day	Year
[illegible]	[signature]			

TRANSPORTER

24. **Transporter #1:** Acknowledgement of Receipt of Materials

Printed/Typed Name	Signature	Month	Day	Year
Darren Sides	Darren Sides	10	14	20

25. **Transporter #2:** Acknowledgement of Receipt of Materials

Printed/Typed Name	Signature	Month	Day	Year

T/S/D FACILITY

26. Discrepancy Indication Space

CMS LANDFILL 5105 MOREHEAD RD CONCORD, NC 28027 704-262-6371

27. **Facility Owner or Operator:** Certification of receipt of waste materials covered by this manifest (except as noted in Item 19)

Printed/Typed Name	Signature	Month	Day	Year
Amy	Amy	10	14	20

SITE BFI/CMS LANDFILL 704-782-2004
5105 MOREHEAD RD CONCORD, NC 28025

CUSTOMER 100170
STAT INC
PO BOX 1443
LENOIR, NC 28645

Contract:50102012078
Generator:Colonial Pipeline Company

SITE 76	TICKET # 1769070	CELL	
WEIGHMASTER	Keyona C.		
DATE/TIME IN	10/14/20 10:17 am	DATE/TIME OUT	10/14/20 10:17 a
VEHICLE	STAT80	CONTAINER	
REFERENCE	763550		
BILL OF LADING			

SCALE IN GROSS WEIGHT 67,000 NET TONS 19.29
TARE OUT TARE WEIGHT 28,420 NET WEIGHT 38,580

INBOUND
INVOICE

QTY.	UNIT	DESCRIPTION	RATE	EXTENSION	TAX	TOTAL
0.00	YD	Tracking QTY				
19.29	tn	SW-CONT SOIL-ALT DAILY Origin:MECKLENBURG 100% COVER				



HARD HATS AND SAFETY VEST ARE REQUIRED WHEN EXITING YOUR VEHICLE

WHILE IN THE LANDFILL. IF YOU DO NOT HAVE THESE ITEMS YOU MAY BORROW

A SET FROM THE SCALE HOUSE. THANK YOU.

NET AMOUNT
TENDERED
CHANGE
CHECK#

The undersigned individual signing this document on behalf of Customer acknowledges that he or she has read and understands the terms and conditions on the reverse side and that he or she has the authority to sign this document on behalf of the customer.

SIGNATURE _____

RS-F042UPR (07/12)

REPUBLIC SERVICES

Please print or type.

NON-HAZARDOUS WASTE MANIFEST

763550

1. Generator's US EPA ID Number	Manifest Document Number	2. Page 1 of	
			1769010

GENERATOR

3. Generator's Name and Mailing Address
CPL
PO Box 27
Paw Creek NC 28213
4. Phone ( )

5. Generating Location (if different)
Colonial Pipeline Company
14108 Huntersville-Concord Rd.
Paw Creek, NC 28078
6. Phone ( )

7. Transporter #1 Company Name	8. US EPA ID Number	9. Transporter #1's Phone
STAT, INC		828-446-5565
10. Transporter #2 Company Name	11. US EPA ID Number	12. Transporter #2's Phone
13. Designated T/S/D Facility Name and Site Address	14. US EPA ID Number	15. Facility's Phone
CMS Landfill 5105 Morehead Rd Concord, NC 28027		704-262-6371

16. Waste Shipping Name and Description	17. Republic Services Approval # and Exp. Date	18. Containers No.	18. Containers Type	19. Total Quantity	20. Unit Wt/Vol
a.				Est 20	T
b. contaminated soil	5010-20-12076 9/17/2021			1989	
c.				38580	

21. Additional Descriptions for Materials Listed Above
Used 76

22. Special Handling Instructions and Additional Information
Bill: STAT 100170

23. **GENERATOR'S CERTIFICATION:** I hereby certify that the above named material is not a hazardous waste as defined by 40 CFR 261 or any applicable state law, has been properly described, classified and packaged, and is in proper condition for transportation according to applicable regulations; AND, if this waste is a treatment residue of a previously restricted hazardous waste subject to the Land Disposal Restrictions. I certify and warrant that the waste has been treated in accordance with the requirements of 40 CFR 268 and is no longer a hazardous waste as defined by 40 CFR 261.

Printed/Typed Name	Signature	Month	Day	Year
Chad Sparks per CPL		10	14	20

TRANSPORTER

24. **Transporter #1:** Acknowledgement of Receipt of Materials

Printed/Typed Name	Signature	Month	Day	Year
Kenneth S Mock		10	14	20

25. **Transporter #2:** Acknowledgement of Receipt of Materials

Printed/Typed Name	Signature	Month	Day	Year

T/S/D FACILITY

26. Discrepancy Indication Space
CMS LANDFILL 5105 MOREHEAD RD CONCORD, NC 28027 704-262-6371

27. **Facility Owner or Operator:** Certification of receipt of waste materials covered by this manifest (except as noted in Item 19)

Printed/Typed Name	Signature	Month	Day	Year
Kay	Kay	10	14	20

REV 04/19

TRANSPORTER #2

COM000033
RS-F15

SITE
BFI/CMS LANDFILL 704-782-2004
5105 MOREHEAD RD CONCORD, NC 28025

CUSTOMER
100170
STAT INC
PO BOX 1443
LENOIR, NC 28645

Contract:50102012078
Generator:Colonial Pipeline Company

SITE	TICKET #	CELL
Y6	1769051	

WEIGHMASTER: Aly G.

DATE/TIME IN	DATE/TIME OUT
10/14/20 9:54 am	10/14/20 9:54 a

VEHICLE	CONTAINER
stat138	

REFERENCE: 763551

BILL OF LADING:

SCALE IN	GROSS WEIGHT	63,640	NET TONS	16.65	INBOUND
TARE OUT	TARE WEIGHT	30,340	NET WEIGHT	33,300	INVOICE

QTY.	UNIT	DESCRIPTION	RATE	EXTENSION	TAX	TOTAL
0.00	YD	Tracking QTY				
16.65	tn	SW-CONT SOIL-ALT DAILY Origin:MECKLENBURG 100% COVER				

SAFETY LIVE
It's the Right Thing!

HARD HATS AND SAFETY VEST ARE REQUIRED WHEN EXITING YOUR VEHICLE

WHILE IN THE LANDFILL. IF YOU DO NOT HAVE THESE ITEMS YOU MAY BORROW

A SET FROM THE SCALE HOUSE. THANK YOU.

NET AMOUNT
TENDERED
CHANGE
CHECK#

The undersigned individual signing this document on behalf of Customer acknowledges that he or she has read and understands the terms and conditions on the reverse side and that he or she has the authority to sign this document on behalf of the customer.

RS-F042UPR (04/19)

SIGNATURE _____

REPUBLIC SERVICES

Please print or type.

NON-HAZARDOUS WASTE MANIFEST

763551

GENERATOR

1. Generator's US EPA ID Number	Manifest Document Number	2. Page 1 of	769051

3. Generator's Name and Mailing Address
CPC
PO Box 87
Paw Creek NC 28213
4. Phone ( )

5. Generating Location (if different)
Colonial Pipeline Company
14106 Huntersville-Concord Rd.
Paw Creek, NC 28078
6. Phone ( )

7. Transporter #1 Company Name	8. US EPA ID Number	9. Transporter #1's Phone
STAT, INC		828-446-5565
10. Transporter #2 Company Name	11. US EPA ID Number	12. Transporter #2's Phone
13. Designated T/S/D Facility Name and Site Address	14. US EPA ID Number	15. Facility's Phone
CMS Landfill 5105 Morehead Rd Concord, NC 28027		704-262-6371

16. Waste Shipping Name and Description	17. Republic Services Approval # and Exp. Date	18. Containers No.	18. Containers Type	19. Total Quantity	20. Unit Wt/Vol
a.			DT		T
b. contaminated soil	3010-20-12078 9/17/2021			16	05
c.				33	300

21. Additional Descriptions for Materials Listed Above
Load 75

22. Special Handling Instructions and Additional Information
Bill: STAT 160170

23. **GENERATOR'S CERTIFICATION:** I hereby certify that the above named material is not a hazardous waste as defined by 40 CFR 261 or any applicable state law, has been properly described, classified and packaged, and is in proper condition for transportation according to applicable regulations; AND, if this waste is a treatment residue of a previously restricted hazardous waste subject to the Land Disposal Restrictions. I certify and warrant that the waste has been treated in accordance with the requirements of 40 CFR 268 and is no longer a hazardous waste as defined by 40 CFR 261.

Printed/Typed Name	Signature	Month	Day	Year
Chad Sparks per CPL				

TRANSPORTER

24. **Transporter #1:** Acknowledgement of Receipt of Materials

Printed/Typed Name	Signature	Month	Day	Year
Cody W	Cody W	10	14	20

25. **Transporter #2:** Acknowledgement of Receipt of Materials

Printed/Typed Name	Signature	Month	Day	Year

T/S/D FACILITY

26. Discrepancy Indication Space
CMS LANDFILL 5105 MOREHEAD RD CONCORD, NC 28027 704-262-6371

27. **Facility Owner or Operator:** Certification of receipt of waste materials covered by this manifest (except as noted in Item 19)

Printed/Typed Name	Signature	Month	Day	Year
Any	Any	10	14	20

REV 04/19

TRANSPORTER #2

COM000033
RS-F15

SITE

BFI/CMS LANDFILL 704-782-2004
5105 MOREHEAD RD CONCORD, NC 28025

CUSTOMER

100170
STAT INC
PO BOX 1443
LENOIR, NC 28645

Contract:50102012078
Generator:Colonial Pipeline Company

SITE	TICKET #	CELL
Y6	1769049	

WEIGHMASTER Aly G.

DATE/TIME IN	DATE/TIME OUT
10/14/20 9:52 am	10/14/20 9:52 a

VEHICLE stat163

CONTAINER

REFERENCE 763552

BILL OF LADING

SCALE IN	GROSS WEIGHT	71,740	NET TONS	20.63	INBOUND
TARE OUT	TARE WEIGHT	30,480	NET WEIGHT	41,260	INVOICE

QTY.	UNIT	DESCRIPTION	RATE	EXTENSION	TAX	TOTAL
0.00	YD	Tracking QTY				
20.63	tn	SW-CONT SOIL-ALT DAILY Origin:MECKLENBURG 100% COVER				



HARD HATS AND SAFETY VEST ARE REQUIRED WHEN EXITING YOUR VEHICLE

WHILE IN THE LANDFILL. IF YOU DO NOT HAVE THESE ITEMS YOU MAY BORROW

A SET FROM THE SCALE HOUSE. THANK YOU.

NET AMOUNT
TENDERED
CHANGE
CHECK#

The undersigned individual signing this document on behalf of Customer acknowledges that he or she has read and understands the terms and conditions on the reverse side and that he or she has the authority to sign this document on behalf of the customer.

RS-F042UPR (04/19)

SIGNATURE _____

REPUBLIC SERVICES

Please print or type.

NON-HAZARDOUS WASTE MANIFEST

763552

1. Generator's US EPA ID Number	Manifest Document Number	2. Page 1 of	1769049

GENERATOR

3. Generator's Name and Mailing Address	5. Generating Location (if different)
CPL PO Box 87 Paw Creek NC 28213	Colonial Pipeline Company 14108 Huntersville-Concord Rd. Paw Creek, NC 28078
4. Phone ( )	6. Phone ( )

7. Transporter #1 Company Name	8. US EPA ID Number	9. Transporter #1's Phone
STAT, INC		
10. Transporter #2 Company Name	**11. US EPA ID Number**	**12. Transporter #2's Phone**
13. Designated T/S/D Facility Name and Site Address	**14. US EPA ID Number**	**15. Facility's Phone**
CMS Landfill 5105 Morehead Rd Concord, NC 28027		704-262-6371

16. Waste Shipping Name and Description	17. Republic Services Approval # and Exp. Date	18. Containers No.	18. Containers Type	19. Total Quantity	20. Unit Wt/Vol
a.			DT		T
b. contaminated soil	5010-20-12078 9/17/2021			20	63
c.				41	860

21. Additional Descriptions for Materials Listed Above

Load 74

22. Special Handling Instructions and Additional Information

Bill: STAT 100170

23. **GENERATOR'S CERTIFICATION:** I hereby certify that the above named material is not a hazardous waste as defined by 40 CFR 261 or any applicable state law, has been properly described, classified and packaged, and is in proper condition for transportation according to applicable regulations; AND, if this waste is a treatment residue of a previously restricted hazardous waste subject to the Land Disposal Restrictions. I certify and warrant that the waste has been treated in accordance with the requirements of 40 CFR 268 and is no longer a hazardous waste as defined by 40 CFR 261.

Printed/Typed Name	Signature	Month	Day	Year
Chad Sparks per CPL	[signature]	10	14	20

TRANSPORTER

24. **Transporter #1:** Acknowledgement of Receipt of Materials

Printed/Typed Name	Signature	Month	Day	Year
TODD LAIL	Todd Lail	10	14	20

25. **Transporter #2:** Acknowledgement of Receipt of Materials

Printed/Typed Name	Signature	Month	Day	Year

T/S/D FACILITY

26. Discrepancy Indication Space

CMS LANDFILL 5105 MOREHEAD RD CONCORD, NC 28027 704-262-6371

27. **Facility Owner or Operator:** Certification of receipt of waste materials covered by this manifest (except as noted in Item 19)

Printed/Typed Name	Signature	Month	Day	Year
Aly	Aly	10	14	20

REV 04/19

TRANSPORTER #2

COM000033

RS-F15

SITE BFI/CMS LANDFILL 704-782-2004
5105 MOREHEAD RD CONCORD, NC 28025

CUSTOMER 100170
STAT INC
PO BOX 1443
LENOIR, NC 28645

Contract:50102012078
Generator:Colonial Pipeline Company

SITE	Y6	TICKET #	1769043
CELL			
WEIGHMASTER	Keyona C.		
DATE/TIME IN	10/14/20 9:32 am	DATE/TIME OUT	10/14/20 9:32 a
VEHICLE	stat162	CONTAINER	
REFERENCE	763553		
BILL OF LADING			

SCALE IN	GROSS WEIGHT	71,900	NET TONS	20.60
TARE OUT	TARE WEIGHT	30,700	NET WEIGHT	41,200

INBOUND
INVOICE

QTY.	UNIT	DESCRIPTION	RATE	EXTENSION	TAX	TOTAL
0.00	YD	Tracking QTY				
20.60	tn	SW-CONT SOIL-ALT DAILY COVER Origin:MECKLENBURG 100%				

THINK SAFETY CHOOSE LIVE
We Do The Right Thing!

HARD HATS AND SAFETY VEST ARE REQUIRED WHEN EXITING YOUR VEHICLE

WHILE IN THE LANDFILL. IF YOU DO NOT HAVE THESE ITEMS YOU MAY BORROW

A SET FROM THE SCALE HOUSE. THANK YOU.

NET AMOUNT
TENDERED
CHANGE
CHECK#

The undersigned individual signing this document on behalf of Customer acknowledges that he or she has read and understands the terms and conditions on the reverse side and that he or she has the authority to sign this document on behalf of the customer.

RS-F042UPR (07/12)

SIGNATURE _____

REPUBLIC SERVICES

Please print or type.

NON-HAZARDOUS WASTE MANIFEST

763553

1. Generator's US EPA ID Number	Manifest Document Number	2. Page 1 of	1469643

GENERATOR

3. Generator's Name and Mailing Address	5. Generating Location (if different)
CPC PO Box 67 Paw Creek NC 28013	Colonial Pipeline Company 14108 Huntersville-Concord Rd. Paw Creek, NC 28073
4. Phone ( )	6. Phone ( )

7. Transporter #1 Company Name	8. US EPA ID Number	9. Transporter #1's Phone
STAT, INC		5[illegible]
10. Transporter #2 Company Name	**11. US EPA ID Number**	**12. Transporter #2's Phone**
13. Designated T/S/D Facility Name and Site Address	**14. US EPA ID Number**	**15. Facility's Phone**
CMS Landfill 5105 Morehead Rd Concord, NC 28027		704-262-6371

16. Waste Shipping Name and Description	17. Republic Services Approval # and Exp. Date	18. Containers No.	18. Containers Type	19. Total Quantity	20. Unit Wt/Vol
a.			DT		T
b. contaminated soil	5010-20-13078 9/17/2021			20	60
c.				41	500

21. Additional Descriptions for Materials Listed Above

Lead 13

22. Special Handling Instructions and Additional Information

Bill: STAT 100170

TRK 162
TRL 1004

23. **GENERATOR'S CERTIFICATION:** I hereby certify that the above named material is not a hazardous waste as defined by 40 CFR 261 or any applicable state law, has been properly described, classified and packaged, and is in proper condition for transportation according to applicable regulations; AND, if this waste is a treatment residue of a previously restricted hazardous waste subject to the Land Disposal Restrictions. I certify and warrant that the waste has been treated in accordance with the requirements of 40 CFR 268 and is no longer a hazardous waste as defined by 40 CFR 261.

Printed/Typed Name	Signature	Month	Day	Year
[illegible]	[signature]	10	14	20

TRANSPORTER

24. **Transporter #1:** Acknowledgement of Receipt of Materials

Printed/Typed Name	Signature	Month	Day	Year
R. Shearer Triplett	[signature]	10	14	20

25. **Transporter #2:** Acknowledgement of Receipt of Materials

Printed/Typed Name	Signature	Month	Day	Year

T/S/D FACILITY

26. Discrepancy Indication Space

CMS LANDFILL 5105 MOREHEAD RD CONCORD, NC 28027 704-262-6371

27. **Facility Owner or Operator:** Certification of receipt of waste materials covered by this manifest (except as noted in Item 19)

Printed/Typed Name	Signature	Month	Day	Year
Kay	Kay	10	14	20

SITE BFI/CMS LANDFILL 704-782-2004
5105 MOREHEAD RD CONCORD, NC 28025

CUSTOMER 100170
STAT INC
PO BOX 1443
LENOIR, NC 28645

Contract:50102012078
Generator:Colonial Pipeline Company

SITE	Y6	TICKET #	1769185	CELL	
WEIGHMASTER	Aly G.				
DATE/TIME IN	10/14/20 1:59 pm	DATE/TIME OUT	10/14/20 1:59		
VEHICLE	STAT131	CONTAINER			
REFERENCE	763530				
BILL OF LADING					

SCALE IN GROSS WEIGHT 71,280 NET TONS 20.79
TARE OUT TARE WEIGHT 29,700 NET WEIGHT 41,580

INBOUND
INVOICE

QTY.	UNIT	DESCRIPTION	RATE	EXTENSION	TAX	TOTAL
0.00	YD	Tracking QTY				
20.79	tn	SW-CONT SOIL-ALT DAILY COVER Origin:MECKLENBURG 100%				



HARD HATS AND SAFETY VEST ARE REQUIRED WHEN EXITING YOUR VEHICLE
WHILE IN THE LANDFILL. IF YOU DO NOT HAVE THESE ITEMS YOU MAY BORROW
A SET FROM THE SCALE HOUSE. THANK YOU.

NET AMOUNT
TENDERED
CHANGE
CHECK#

The undersigned individual signing this document on behalf of Customer acknowledges that he or she has read and understands the terms and conditions on the reverse side and that he or she has the authority to sign this document on behalf of the customer.

RS-F042UPR (04/19)

SIGNATURE _____

REPUBLIC SERVICES

Please print or type.

NON-HAZARDOUS WASTE MANIFEST

763530

1. Generator's US EPA ID Number	Manifest Document Number	2. Page 1 of	1769185

GENERATOR

3. Generator's Name and Mailing Address	5. Generating Location (if different)
CPL PO Box 27 Pow Creek NC 28213 4. Phone ( )	Colonial Pipeline Company 14108 Huntersville-Concord Rd. Pow Creek, NC 28078 6. Phone ( )

7. Transporter #1 Company Name	8. US EPA ID Number	9. Transporter #1's Phone
STAT, Inc		877-146-5165
10. Transporter #2 Company Name	**11. US EPA ID Number**	**12. Transporter #2's Phone**
13. Designated T/S/D Facility Name and Site Address	**14. US EPA ID Number**	**15. Facility's Phone**
CMS Landfill 5105 Morehead Rd Concord, NC 28027		704-202-4371

16. Waste Shipping Name and Description	17. Republic Services Approval # and Exp. Date	18. Containers No.	18. Containers Type	19. Total Quantity	20. Unit Wt/Vol
a.			T		T
b. contaminated soil	5010-20-12078	9/17/2021		20	79
c.				41	580

21. Additional Descriptions for Materials Listed Above

Load 84

22. Special Handling Instructions and Additional Information

Bill: STAT 100170

23. **GENERATOR'S CERTIFICATION:** I hereby certify that the above named material is not a hazardous waste as defined by 40 CFR 261 or any applicable state law, has been properly described, classified and packaged, and is in proper condition for transportation according to applicable regulations; AND, if this waste is a treatment residue of a previously restricted hazardous waste subject to the Land Disposal Restrictions. I certify and warrant that the waste has been treated in accordance with the requirements of 40 CFR 268 and is no longer a hazardous waste as defined by 40 CFR 261.

Printed/Typed Name	Signature	Month	Day	Year
[illegible]	[signature]	10	14	20

TRANSPORTER

24. **Transporter #1:** Acknowledgement of Receipt of Materials

Printed/Typed Name	Signature	Month	Day	Year
Cary Combs	Cary Combs	10	14	20

25. **Transporter #2:** Acknowledgement of Receipt of Materials

Printed/Typed Name	Signature	Month	Day	Year

T/S/D FACILITY

26. Discrepancy Indication Space

CMS LANDFILL 5105 MOREHEAD RD CONCORD, NC 28027 704-202-4371

27. **Facility Owner or Operator:** Certification of receipt of waste materials covered by this manifest (except as noted in Item 19)

Printed/Typed Name	Signature	Month	Day	Year
Aly	Aly	10	14	20

REV 04/19

TRANSPORTER #1

COM000033
RS-F15

SITE BFI/CMS LANDFILL 704-782-2004
5105 MOREHEAD RD CONCORD, NC 28025

CUSTOMER 100170
STAT INC
PO BOX 1443
LENOIR, NC 28645

Contract:50102012078
Generator:Colonial Pipeline Company

SITE Y6 | TICKET # 1769173 | CELL

WEIGHMASTER Aly G.

DATE/TIME IN 10/14/20 1:45 pm | DATE/TIME OUT 10/14/20 1:45 p

VEHICLE stat138 | CONTAINER

REFERENCE 763529

BILL OF LADING

SCALE IN GROSS WEIGHT 70,880 NET TONS 20.27
TARE OUT TARE WEIGHT 30,340 NET WEIGHT 40,540

INBOUND
INVOICE

QTY.	UNIT	DESCRIPTION	RATE	EXTENSION	TAX	TOTAL
0.00	YD	Tracking QTY				
20.27	tn	SW-CONT SOIL-ALT DAILY COVER Origin:MECKLENBURG 100%				



HARD HATS AND SAFETY VEST ARE REQUIRED WHEN EXITING YOUR VEHICLE
WHILE IN THE LANDFILL. IF YOU DO NOT HAVE THESE ITEMS YOU MAY BORROW
A SET FROM THE SCALE HOUSE. THANK YOU.

NET AMOUNT
TENDERED
CHANGE
CHECK#

The undersigned individual signing this document on behalf of Customer acknowledges that he or she has read and understands the terms and conditions on the reverse side and that he or she has the authority to sign this document on behalf of the customer.

RS-F042UPR (04/19)

SIGNATURE _____

REPUBLIC SERVICES

Please print or type.

NON-HAZARDOUS WASTE MANIFEST

763529

1. Generator's US EPA ID Number	Manifest Document Number	2. Page 1 of	
			769173

GENERATOR

3. Generator's Name and Mailing Address	5. Generating Location (if different)
CPL PO Box 87 Paw Creek NC 28213 4. Phone ( )	Colonial Pipeline Company 14108 Huntersville-Concord Rd. Paw Creek, NC 28078 6. Phone ( )

7. Transporter #1 Company Name	8. US EPA ID Number	9. Transporter #1's Phone
STAT, INC		878-446-5565
10. Transporter #2 Company Name	11. US EPA ID Number	12. Transporter #2's Phone
13. Designated T/S/D Facility Name and Site Address	14. US EPA ID Number	15. Facility's Phone
CMS Landfill 5105 Morehead Rd Concord, NC 28027		704-262-4271

16. Waste Shipping Name and Description	17. Republic Services Approval # and Exp. Date	18. Containers No.	18. Containers Type	19. Total Quantity	20. Unit Wt/Vol
a.			DT		T
b. contaminated soil	5010-20-12078 9/17/2021			20	24
c.				40	40

21. Additional Descriptions for Materials Listed Above

Load 83

22. Special Handling Instructions and Additional Information

Bill: STAT 100170

23. **GENERATOR'S CERTIFICATION:** I hereby certify that the above named material is not a hazardous waste as defined by 40 CFR 261 or any applicable state law, has been properly described, classified and packaged, and is in proper condition for transportation according to applicable regulations; AND, if this waste is a treatment residue of a previously restricted hazardous waste subject to the Land Disposal Restrictions. I certify and warrant that the waste has been treated in accordance with the requirements of 40 CFR 268 and is no longer a hazardous waste as defined by 40 CFR 261.

Printed/Typed Name	Signature	Month	Day	Year
Chad Sparks per CPL				

TRANSPORTER

24. **Transporter #1:** Acknowledgement of Receipt of Materials

Printed/Typed Name	Signature	Month	Day	Year
Cody W	Cody W	10	14	20

25. **Transporter #2:** Acknowledgement of Receipt of Materials

Printed/Typed Name	Signature	Month	Day	Year

T/S/D FACILITY

26. Discrepancy Indication Space

CMS LANDFILL 5105 MOREHEAD RD CONCORD, NC 28027 704-262-4271

27. **Facility Owner or Operator:** Certification of receipt of waste materials covered by this manifest (except as noted in Item 19)

Printed/Typed Name	Signature	Month	Day	Year
Amy	Amy	10	14	20

REV 04/19

TRANSPORTER #2

COM000033
RS-F15

SITE BFI/CMS LANDFILL 704-782-2004
5105 MOREHEAD RD CONCORD, NC 28025

CUSTOMER 100170
STAT INC
PO BOX 1443
LENOIR, NC 28645

Contract:50102012078
Generator:Colonial Pipeline Company

SITE	Y6	TICKET #	1769171
CELL			
WEIGHMASTER	Aly G.		
DATE/TIME IN	10/14/20 1:44 pm	DATE/TIME OUT	10/14/20 1:44 p
VEHICLE	stat163	CONTAINER	
REFERENCE	763528		
BILL OF LADING			

SCALE IN GROSS WEIGHT	69,620	NET TONS	19.57
TARE OUT TARE WEIGHT	30,480	NET WEIGHT	39,140

INBOUND
INVOICE

QTY.	UNIT	DESCRIPTION	RATE	EXTENSION	TAX	TOTAL
0.00	YD	Tracking QTY				
19.57	tn	SW-CONT SOIL-ALT DAILY COVER Origin:MECKLENBURG 100%				



HARD HATS AND SAFETY VEST ARE REQUIRED WHEN EXITING YOUR VEHICLE

WHILE IN THE LANDFILL. IF YOU DO NOT HAVE THESE ITEMS YOU MAY BORROW

A SET FROM THE SCALE HOUSE. THANK YOU.

NET AMOUNT
TENDERED
CHANGE
CHECK#

The undersigned individual signing this document on behalf of Customer acknowledges that he or she has read and understands the terms and conditions on the reverse side and that he or she has the authority to sign this document on behalf of the customer.

RS-F042UPR (04/19)

SIGNATURE _____

REPUBLIC SERVICES

Please print or type.

NON-HAZARDOUS WASTE MANIFEST

763528

1. Generator's US EPA ID Number	Manifest Document Number	2. Page 1 of
		NC9171

GENERATOR

3. Generator's Name and Mailing Address
CPL
PO Box 87
Paw Creek NC 28818
4. Phone ( )

5. Generating Location (if different)
Colonial Pipeline Company
14108 Huntersville-Concord Rd.
Paw Creek, NC 28078
6. Phone ( )

7. Transporter #1 Company Name	8. US EPA ID Number	9. Transporter #1's Phone
STAT, INC		828 466-5565
10. Transporter #2 Company Name	11. US EPA ID Number	12. Transporter #2's Phone
13. Designated T/S/D Facility Name and Site Address	14. US EPA ID Number	15. Facility's Phone
CMS Landfill 5105 Morehead Rd Concord, NC 28027		704 [illegible]

16. Waste Shipping Name and Description	17. Republic Services Approval # and Exp. Date	18. Containers No.	18. Containers Type	19. Total Quantity	20. Unit Wt/Vol
a.			DT		T
b. contaminated soil	5010-20-12078 9/17/2021			19	57
c.				39	40

21. Additional Descriptions for Materials Listed Above
Load 82

22. Special Handling Instructions and Additional Information
Bill: STAT 100178

23. **GENERATOR'S CERTIFICATION:** I hereby certify that the above named material is not a hazardous waste as defined by 40 CFR 261 or any applicable state law, has been properly described, classified and packaged, and is in proper condition for transportation according to applicable regulations; AND, if this waste is a treatment residue of a previously restricted hazardous waste subject to the Land Disposal Restrictions. I certify and warrant that the waste has been treated in accordance with the requirements of 40 CFR 268 and is no longer a hazardous waste as defined by 40 CFR 261.

Printed/Typed Name	Signature	Month	Day	Year
Chad Sparks for CPL		10	14	20

TRANSPORTER

24. **Transporter #1:** Acknowledgement of Receipt of Materials

Printed/Typed Name	Signature	Month	Day	Year
TODD LAIL		10	14	20

25. **Transporter #2:** Acknowledgement of Receipt of Materials

Printed/Typed Name	Signature	Month	Day	Year

T/S/D FACILITY

26. Discrepancy Indication Space
CMS LANDFILL 5105 MOREHEAD RD CONCORD, NC 28027 704-795-4171

27. **Facility Owner or Operator:** Certification of receipt of waste materials covered by this manifest (except as noted in Item 19)

Printed/Typed Name	Signature	Month	Day	Year
Amy	Amy	10	14	20

SITE

BFI/CMS LANDFILL 704-782-2004
5105 MOREHEAD RD CONCORD, NC 28025

CUSTOMER

100170
STAT INC
PO BOX 1443
LENOIR, NC 28645

Contract:50102012078
Generator:Colonial Pipeline Company

SITE	TICKET #	CELL
Y6	1769151	

WEIGHMASTER Aly G.

DATE/TIME IN	DATE/TIME OUT
10/14/20 1:09 pm	10/14/20 1:09 r

VEHICLE STAT159

CONTAINER

REFERENCE 763545

BILL OF LADING

SCALE IN GROSS WEIGHT 71,220 NET TONS 20.11
TARE OUT TARE WEIGHT 31,000 NET WEIGHT 40,220

INBOUND
INVOICE

QTY.	UNIT	DESCRIPTION	RATE	EXTENSION	TAX	TOTAL
0.00	YD	Tracking QTY				
20.11	tn	SW-CONT SOIL-ALT DAILY Origin:MECKLENBURG 100% COVER				



HARD HATS AND SAFETY VEST ARE REQUIRED WHEN EXITING YOUR VEHICLE

WHILE IN THE LANDFILL. IF YOU DO NOT HAVE THESE ITEMS YOU MAY BORROW

A SET FROM THE SCALE HOUSE. THANK YOU.

NET AMOUNT

TENDERED

CHANGE

CHECK#

The undersigned individual signing this document on behalf of Customer acknowledges that he or she has read and understands the terms and conditions on the reverse side and that he or she has the authority to sign this document on behalf of the customer.

RS-F042UPR (04/19)

SIGNATURE _____

REPUBLIC SERVICES

Please print or type.

NON-HAZARDOUS WASTE MANIFEST

763545

GENERATOR

1. Generator's US EPA ID Number	Manifest Document Number	2. Page 1 of

3. Generator's Name and Mailing Address

4. Phone ( )

5. Generating Location (if different)
Colonial Pipeline Company
14105 Huntersville-Concord Rd.
Paw Creek, NC 28078

6. Phone ( )

7. Transporter #1 Company Name	8. US EPA ID Number	9. Transporter #1's Phone
10. Transporter #2 Company Name	11. US EPA ID Number	12. Transporter #2's Phone
13. Designated T/S/D Facility Name and Site Address CMS Landfill 5105 Morehead Rd Concord, NC 28027	14. US EPA ID Number	15. Facility's Phone 704-262-6371

16. Waste Shipping Name and Description	17. Republic Services Approval # and Exp. Date	18. Containers No.	18. Containers Type	19. Total Quantity	20. Unit Wt/Vol
a.					T
b. contaminated soil	3010-20-12078 9/17/2021			2011	
c.				40 220	

21. Additional Descriptions for Materials Listed Above

22. Special Handling Instructions and Additional Information
Bill: STAT 106170

23. **GENERATOR'S CERTIFICATION:** I hereby certify that the above named material is not a hazardous waste as defined by 40 CFR 261 or any applicable state law, has been properly described, classified and packaged, and is in proper condition for transportation according to applicable regulations; AND, if this waste is a treatment residue of a previously restricted hazardous waste subject to the Land Disposal Restrictions. I certify and warrant that the waste has been treated in accordance with the requirements of 40 CFR 268 and is no longer a hazardous waste as defined by 40 CFR 261.

Printed/Typed Name	Signature	Month	Day	Year
		10	14	20

TRANSPORTER

24. **Transporter #1:** Acknowledgement of Receipt of Materials

Printed/Typed Name	Signature	Month	Day	Year
James Robins		10	14	20

25. **Transporter #2:** Acknowledgement of Receipt of Materials

Printed/Typed Name	Signature	Month	Day	Year

T/S/D FACILITY

26. Discrepancy Indication Space
CMS LANDFILL 5105 MOREHEAD RD CONCORD, NC 28027 704-262-6371

27. **Facility Owner or Operator:** Certification of receipt of waste materials covered by this manifest (except as noted in Item 19)

Printed/Typed Name	Signature	Month	Day	Year
Any	Any	10	14	20

SITE BFI/CMS LANDFILL 704-782-2004
5105 MOREHEAD RD CONCORD, NC 28025

CUSTOMER 100170
STAT INC
PO BOX 1443
LENOIR, NC 28645

Contract:50102012078
Generator:Colonial Pipeline Company

SITE	Y6	TICKET #	1769150
CELL			
WEIGHMASTER	Aly G.		
DATE/TIME IN	10/14/20 1:07 pm	DATE/TIME OUT	10/14/20 1:07 p
VEHICLE	stat162	CONTAINER	
REFERENCE	763546		
BILL OF LADING			

SCALE IN	GROSS WEIGHT	73,760	NET TONS	21.53
TARE OUT	TARE WEIGHT	30,700	NET WEIGHT	43,060

INBOUND
INVOICE

QTY.	UNIT	DESCRIPTION	RATE	EXTENSION	TAX	TOTAL
0.00	YD	Tracking QTY				
21.53	tn	SW-CONT SOIL-ALT DAILY COVER Origin:MECKLENBURG 100%				



HARD HATS AND SAFETY VEST ARE REQUIRED WHEN EXITING YOUR VEHICLE

WHILE IN THE LANDFILL. IF YOU DO NOT HAVE THESE ITEMS YOU MAY BORROW

A SET FROM THE SCALE HOUSE. THANK YOU.

NET AMOUNT
TENDERED
CHANGE
CHECK#

The undersigned individual signing this document on behalf of Customer acknowledges that he or she has read and understands the terms and conditions on the reverse side and that he or she has the authority to sign this document on behalf of the customer.

RS-F042UPR (04/19)

SIGNATURE _____

REPUBLIC SERVICES

Please print or type.

NON-HAZARDOUS WASTE MANIFEST

763546

1. Generator's US EPA ID Number	Manifest Document Number	2. Page 1 of	
			1769150

GENERATOR

3. Generator's Name and Mailing Address	5. Generating Location (if different)
CPC PO Box 29 Paw Creek NC 28213	Colonial Pipeline Company 14105 Huntersville-Concord Rd. Paw Creek, NC 28078
4. Phone ( )	6. Phone ( )

7. Transporter #1 Company Name	8. US EPA ID Number	9. Transporter #1's Phone
JAT, INC		727-446-5585
10. Transporter #2 Company Name	**11. US EPA ID Number**	**12. Transporter #2's Phone**
13. Designated T/S/D Facility Name and Site Address	**14. US EPA ID Number**	**15. Facility's Phone**
CMS Landfill 5105 Morehead Rd Concord, NC 28027		704-263-6371

16. Waste Shipping Name and Description	17. Republic Services Approval # and Exp. Date	18. Containers No.	18. Containers Type	19. Total Quantity	20. Unit Wt/Vol
a.			DT		T
b. contaminated soil	5010-20-12078 9/17/2021			2153	
c.				43060	

21. Additional Descriptions for Materials Listed Above

[illegible] 80

22. Special Handling Instructions and Additional Information

Bill: STAT 100170

TRK 1162
TRL 1204

23. **GENERATOR'S CERTIFICATION:** I hereby certify that the above named material is not a hazardous waste as defined by 40 CFR 261 or any applicable state law, has been properly described, classified and packaged, and is in proper condition for transportation according to applicable regulations; AND, if this waste is a treatment residue of a previously restricted hazardous waste subject to the Land Disposal Restrictions. I certify and warrant that the waste has been treated in accordance with the requirements of 40 CFR 268 and is no longer a hazardous waste as defined by 40 CFR 261.

Printed/Typed Name	Signature	Month	Day	Year
[illegible]	[signature]	10	14	20

TRANSPORTER

24. **Transporter #1:** Acknowledgement of Receipt of Materials

Printed/Typed Name	Signature	Month	Day	Year
X Israel Triplett	X [signature]	10	14	20

25. **Transporter #2:** Acknowledgement of Receipt of Materials

Printed/Typed Name	Signature	Month	Day	Year

T/S/D FACILITY

26. Discrepancy Indication Space

CMS LANDFILL 5105 MOREHEAD RD CONCORD, NC 28027 704-263-6371

27. **Facility Owner or Operator:** Certification of receipt of waste materials covered by this manifest (except as noted in Item 19)

Printed/Typed Name	Signature	Month	Day	Year
Aly	Aly	10	14	20

SITE BFI/CMS LANDFILL 704-782-2004
5105 MOREHEAD RD CONCORD, NC 28025

CUSTOMER 100170
STAT INC
PO BOX 1443
LENOIR, NC 28645

Contract:50102012078
Generator:Colonial Pipeline Company

SITE Y6	TICKET # 1769139	CELL	
WEIGHMASTER	Aly G.		
DATE/TIME IN	10/14/20 12:49 pm	DATE/TIME OUT	10/14/20 12:49 I
VEHICLE	dt84	CONTAINER	
REFERENCE	763547		
BILL OF LADING			

SCALE IN GROSS WEIGHT 66,180 NET TONS 19.59
TARE OUT TARE WEIGHT 27,000 NET WEIGHT 39,180

INBOUND
INVOICE

QTY.	UNIT	DESCRIPTION	RATE	EXTENSION	TAX	TOTAL
0.00	YD	Tracking QTY				
19.59	tn	SW-CONT SOIL-ALT DAILY COVER Origin:MECKLENBURG 100%				

HARD HATS AND SAFETY VEST ARE REQUIRED WHEN EXITING YOUR VEHICLE

WHILE IN THE LANDFILL. IF YOU DO NOT HAVE THESE ITEMS YOU MAY BORROW

A SET FROM THE SCALE HOUSE. THANK YOU.

NET AMOUNT
TENDERED
CHANGE
CHECK#

The undersigned individual signing this document on behalf of Customer acknowledges that he or she has read and understands the terms and conditions on the reverse side and that he or she has the authority to sign this document on behalf of the customer.

RS-F042UPR (04/19)

SIGNATURE _____

REPUBLIC SERVICES

Please print or type.

NON-HAZARDOUS WASTE MANIFEST

763547

1. Generator's US EPA ID Number	Manifest Document Number	2. Page 1 of	
			1 of 1

GENERATOR

3. Generator's Name and Mailing Address

4. Phone ( )

5. Generating Location (if different)
Colonial Pipeline Company
14108 Huntersville-Concord Rd.
Paw Creek, NC 28078

6. Phone ( )

7. Transporter #1 Company Name	8. US EPA ID Number	9. Transporter #1's Phone
10. Transporter #2 Company Name	**11. US EPA ID Number**	**12. Transporter #2's Phone**
13. Designated T/S/D Facility Name and Site Address	**14. US EPA ID Number**	**15. Facility's Phone**
CMS Landfill 5105 Morehead Rd Concord, NC 28027		704-262-6271

16. Waste Shipping Name and Description	17. Republic Services Approval # and Exp. Date	18. Containers No.	18. Containers Type	19. Total Quantity	20. Unit Wt/Vol
a.			JT		T
b. contaminated soil	3010-20-12078			1959	
c.				39180	

21. Additional Descriptions for Materials Listed Above

22. Special Handling Instructions and Additional Information

BILL: STAT 160178

23. **GENERATOR'S CERTIFICATION:** I hereby certify that the above named material is not a hazardous waste as defined by 40 CFR 261 or any applicable state law, has been properly described, classified and packaged, and is in proper condition for transportation according to applicable regulations; AND, if this waste is a treatment residue of a previously restricted hazardous waste subject to the Land Disposal Restrictions. I certify and warrant that the waste has been treated in accordance with the requirements of 40 CFR 268 and is no longer a hazardous waste as defined by 40 CFR 261.

Printed/Typed Name	Signature	Month	Day	Year

TRANSPORTER

24. **Transporter #1:** Acknowledgement of Receipt of Materials

Printed/Typed Name	Signature	Month	Day	Year

25. **Transporter #2:** Acknowledgement of Receipt of Materials

Printed/Typed Name	Signature	Month	Day	Year

T/S/D FACILITY

26. Discrepancy Indication Space

CMS LANDFILL 5105 MOREHEAD RD CONCORD, NC 28027 704-262-6271

27. **Facility Owner or Operator:** Certification of receipt of waste materials covered by this manifest (except as noted in Item 19)

Printed/Typed Name	Signature	Month	Day	Year
		10	14	20

REV 04/19

GENERATOR'S COPY

COM000033

SITE BFI/CMS LANDFILL 704-782-2004
5105 MOREHEAD RD CONCORD, NC 28025

CUSTOMER 100170
STAT INC
PO BOX 1443
LENOIR, NC 28645

Contract:50102012078
Generator:Colonial Pipeline Company

SITE Y6	TICKET # 1769183	CELL	
WEIGHMASTER	Aly G.		
DATE/TIME IN	10/14/20 1:55 pm	DATE/TIME OUT	10/14/20 1:55 p
VEHICLE	dt83	CONTAINER	
REFERENCE	763532		
BILL OF LADING			

SCALE IN GROSS WEIGHT 66,260 NET TONS 19.68 INBOUND
TARE OUT TARE WEIGHT 26,900 NET WEIGHT 39,360 INVOICE

QTY.	UNIT	DESCRIPTION	RATE	EXTENSION	TAX	TOTAL
0.00	YD	Tracking QTY				
19.68	tn	SW-CONT SOIL-ALT DAILY COVER Origin:MECKLENBURG 100%				

HARD HATS AND SAFETY VEST ARE REQUIRED WHEN EXITING YOUR VEHICLE

WHILE IN THE LANDFILL. IF YOU DO NOT HAVE THESE ITEMS YOU MAY BORROW

A SET FROM THE SCALE HOUSE. THANK YOU.

NET AMOUNT
TENDERED
CHANGE
CHECK#

The undersigned individual signing this document on behalf of Customer acknowledges that he or she has read and understands the terms and conditions on the reverse side and that he or she has the authority to sign this document on behalf of the customer.

RS-F042UPR (04/19)

SIGNATURE _____

REPUBLIC SERVICES

Please print or type.

NON-HAZARDOUS WASTE MANIFEST

763532

1. Generator's US EPA ID Number	Manifest Document Number	2. Page 1 of
		1 of 1

GENERATOR

3. Generator's Name and Mailing Address	5. Generating Location (if different)
CR PO Box Huntsville NC 4. Phone ( )	Colonial Pipeline Company 14108 Huntersville-Concord Rd. Paw Creek, NC 28078 6. Phone ( )

7. Transporter #1 Company Name	8. US EPA ID Number	9. Transporter #1's Phone
STAT INC		725-446-5525
10. Transporter #2 Company Name	11. US EPA ID Number	12. Transporter #2's Phone
13. Designated T/S/D Facility Name and Site Address	14. US EPA ID Number	15. Facility's Phone
CMS Landfill 5105 Morehead Rd Concord, NC 28027		704-262-8371

16. Waste Shipping Name and Description	17. Republic Services Approval # and Exp. Date	18. Containers No.	18. Containers Type	19. Total Quantity	20. Unit Wt/Vol
a.			SJ		T
b. contaminated soil	5010-20-12078 9/17/2021			18	US
c.				39	3LCY

21. Additional Descriptions for Materials Listed Above

Load 76

22. Special Handling Instructions and Additional Information

Bill: STAT 100178

23. **GENERATOR'S CERTIFICATION:** I hereby certify that the above named material is not a hazardous waste as defined by 40 CFR 261 or any applicable state law, has been properly described, classified and packaged, and is in proper condition for transportation according to applicable regulations; AND, if this waste is a treatment residue of a previously restricted hazardous waste subject to the Land Disposal Restrictions. I certify and warrant that the waste has been treated in accordance with the requirements of 40 CFR 268 and is no longer a hazardous waste as defined by 40 CFR 261.

Printed/Typed Name	Signature	Month	Day	Year
Chad Wade for CR				

TRANSPORTER

24. **Transporter #1:** Acknowledgement of Receipt of Materials

Printed/Typed Name	Signature	Month	Day	Year
Darren Sides		10	14	20

25. **Transporter #2:** Acknowledgement of Receipt of Materials

Printed/Typed Name	Signature	Month	Day	Year

T/S/D FACILITY

26. Discrepancy Indication Space

CMS LANDFILL 5105 MOREHEAD RD CONCORD, NC 28027 704-262-8371

27. **Facility Owner or Operator:** Certification of receipt of waste materials covered by this manifest (except as noted in Item 19)

Printed/Typed Name	Signature	Month	Day	Year
Any	Any	10	14	20

REV 04/19

GENERATOR'S COPY

COM000033
RS-F15

SITE
BFI/CMS LANDFILL 704-782-2004
5105 MOREHEAD RD CONCORD, NC 28025

CUSTOMER 100170
STAT INC
PO BOX 1443
LENOIR, NC 28645

Contract:50102012078
Generator:Colonial Pipeline Company

SITE	Y6	TICKET #	1769245	CELL	
WEIGHMASTER	Keyona C.				
DATE/TIME IN	10/14/20 4:26 pm	DATE/TIME OUT	10/14/20 4:26 p		
VEHICLE	dt84	CONTAINER			
REFERENCE	763533				
BILL OF LADING					

SCALE IN GROSS WEIGHT 71,860 NET TONS 22.43
TARE OUT TARE WEIGHT 27,000 NET WEIGHT 44,860

INBOUND
INVOICE

QTY.	UNIT	DESCRIPTION	RATE	EXTENSION	TAX	TOTAL
0.00	YD	Tracking QTY				
22.43	tn	SW-CONT SOIL-ALT DAILY COVER Origin:MECKLENBURG 100%				



HARD HATS AND SAFETY VEST ARE REQUIRED WHEN EXITING YOUR VEHICLE

WHILE IN THE LANDFILL. IF YOU DO NOT HAVE THESE ITEMS YOU MAY BORROW

A SET FROM THE SCALE HOUSE. THANK YOU.

NET AMOUNT
TENDERED
CHANGE
CHECK#

The undersigned individual signing this document on behalf of Customer acknowledges that he or she has read and understands the terms and conditions on the reverse side and that he or she has the authority to sign this document on behalf of the customer.

RS-F042UPR (04/19)

SIGNATURE _____

REPUBLIC SERVICES

Please print or type.

NON-HAZARDOUS WASTE MANIFEST

763533

1. Generator's US EPA ID Number	Manifest Document Number	2. Page 1 of	
			1749545

GENERATOR

3. Generator's Name and Mailing Address	5. Generating Location (if different)
CR PO Box 87 Pawcreek NC	Colonial Pipeline Company 14108 Huntersville-Concord Rd. Pew Creek, NC 28078
4. Phone ( )	6. Phone ( )

7. Transporter #1 Company Name	8. US EPA ID Number	9. Transporter #1's Phone
STAT INC		828-4465565
10. Transporter #2 Company Name	**11. US EPA ID Number**	**12. Transporter #2's Phone**

13. Designated T/S/D Facility Name and Site Address	14. US EPA ID Number	15. Facility's Phone
CMS Landfill 5105 Morehead Rd Concord, NC 28027		704-262-6371

16. Waste Shipping Name and Description	17. Republic Services Approval # and Exp. Date	18. Containers No.	18. Containers Type	19. Total Quantity	20. Unit Wt/Vol
a.			BY		T
b. contaminated soil	5010-20-12078 9/17/2021				26243
c.					44860

21. Additional Descriptions for Materials Listed Above

Lvd 87

22. Special Handling Instructions and Additional Information

Bill: STAT 100170

23. **GENERATOR'S CERTIFICATION:** I hereby certify that the above named material is not a hazardous waste as defined by 40 CFR 261 or any applicable state law, has been properly described, classified and packaged, and is in proper condition for transportation according to applicable regulations; AND, if this waste is a treatment residue of a previously restricted hazardous waste subject to the Land Disposal Restrictions. I certify and warrant that the waste has been treated in accordance with the requirements of 40 CFR 268 and is no longer a hazardous waste as defined by 40 CFR 261.

Printed/Typed Name	Signature	Month	Day	Year
[illegible]	[signature]			

TRANSPORTER

24. **Transporter #1:** Acknowledgement of Receipt of Materials

Printed/Typed Name	Signature	Month	Day	Year

25. **Transporter #2:** Acknowledgement of Receipt of Materials

Printed/Typed Name	Signature	Month	Day	Year

T/S/D FACILITY

26. Discrepancy Indication Space

CMS LANDFILL 5105 MOREHEAD RD CONCORD, NC 28027 704-262-6371

27. **Facility Owner or Operator:** Certification of receipt of waste materials covered by this manifest (except as noted in Item 19)

Printed/Typed Name	Signature	Month	Day	Year
Kay	Kay	10	14	00

REV 04/19

GENERATOR'S COPY

COM000033

RS-F15

SITE BFI/CMS LANDFILL 704-782-2004
5105 MOREHEAD RD CONCORD, NC 28025

CUSTOMER 100170
STAT INC
PO BOX 1443
LENOIR, NC 28645

Contract:50102012078
Generator:Colonial Pipeline Company

SITE	Y6	TICKET #	1769323	CELL	
WEIGHMASTER	Keyona C.				
DATE/TIME IN	10/15/20 9:04 am	DATE/TIME OUT	10/15/20 9:04 a		
VEHICLE	stat163	CONTAINER			
REFERENCE	763534				
BILL OF LADING					

SCALE IN	GROSS WEIGHT	71,240	NET TONS	20.38
TARE OUT	TARE WEIGHT	30,480	NET WEIGHT	40,760

INBOUND
INVOICE

QTY.	UNIT	DESCRIPTION	RATE	EXTENSION	TAX	TOTAL
0.00	YD	Tracking QTY				
20.38	tn	SW-CONT SOIL-ALT DAILY COVER Origin:MECKLENBURG 100%				



HARD HATS AND SAFETY VEST ARE REQUIRED WHEN EXITING YOUR VEHICLE

WHILE IN THE LANDFILL. IF YOU DO NOT HAVE THESE ITEMS YOU MAY BORROW

A SET FROM THE SCALE HOUSE. THANK YOU.

NET AMOUNT
TENDERED
CHANGE
CHECK#

The undersigned individual signing this document on behalf of Customer acknowledges that he or she has read and understands the terms and conditions on the reverse side and that he or she has the authority to sign this document on behalf of the customer.

RS-F042UPR (04/19)

SIGNATURE _____

REPUBLIC SERVICES

Please print or type.

NON-HAZARDOUS WASTE MANIFEST

763534

1. Generator's US EPA ID Number	Manifest Document Number	2. Page 1 of

GENERATOR

3. Generator's Name and Mailing Address
CR
PO Box 87
Paw Creek NC
4. Phone ( )

5. Generating Location (if different)
Colonial Pipeline Company
14108 Huntersville-Concord Rd.
Paw Creek, NC 28073
6. Phone ( )

7. Transporter #1 Company Name	8. US EPA ID Number	9. Transporter #1's Phone
STAT, INC		828-446-5505
10. Transporter #2 Company Name	11. US EPA ID Number	12. Transporter #2's Phone
13. Designated T/S/D Facility Name and Site Address	14. US EPA ID Number	15. Facility's Phone
CMS Landfill 5105 Morehead Rd Concord, NC 28027		704-262-6371

16. Waste Shipping Name and Description	17. Republic Services Approval # and Exp. Date	18. Containers No.	18. Containers Type	19. Total Quantity	20. Unit Wt/Vol
a.			DT		T
b. contaminated soil	5010-20-12076 9/17/2021			9038	
c.				40710	

21. Additional Descriptions for Materials Listed Above
Wood 88

22. Special Handling Instructions and Additional Information
Bill: STAT 100170

23. **GENERATOR'S CERTIFICATION:** I hereby certify that the above named material is not a hazardous waste as defined by 40 CFR 261 or any applicable state law, has been properly described, classified and packaged, and is in proper condition for transportation according to applicable regulations; AND, if this waste is a treatment residue of a previously restricted hazardous waste subject to the Land Disposal Restrictions. I certify and warrant that the waste has been treated in accordance with the requirements of 40 CFR 268 and is no longer a hazardous waste as defined by 40 CFR 261.

Printed/Typed Name	Signature	Month	Day	Year
Chad Sparks		10	15	20

TRANSPORTER

24. **Transporter #1:** Acknowledgement of Receipt of Materials

Printed/Typed Name	Signature	Month	Day	Year
TODD LAIL		10	15	20

25. **Transporter #2:** Acknowledgement of Receipt of Materials

Printed/Typed Name	Signature	Month	Day	Year

T/S/D FACILITY

26. Discrepancy Indication Space
CMS LANDFILL 5105 MOREHEAD RD CONCORD, NC 28027 704-262-6371

27. **Facility Owner or Operator:** Certification of receipt of waste materials covered by this manifest (except as noted in Item 19)

Printed/Typed Name	Signature	Month	Day	Year
Kay	Kay	10	15	20

REV 04/19

TRANSPORTER #2

COM000033
RS-F15

SITE BFI/CMS LANDFILL 704-782-2004
5105 MOREHEAD RD CONCORD, NC 28025

CUSTOMER ~~100170~~
STAT INC
PO BOX 1443
LENOIR, NC 28645

Contract:50102012078
Generator:Colonial Pipeline Company

SITE	6
TICKET #	1769326
CELL	
WEIGHMASTER	Aly G.
DATE/TIME IN	10/15/20 9:06 am
DATE/TIME OUT	10/15/20 9:06 a
VEHICLE	STAT159
CONTAINER	
REFERENCE	763535
BILL OF LADING	

SCALE IN GROSS WEIGHT 77,020 NET TONS 23.01 INBOUND
TARE OUT TARE WEIGHT 31,000 NET WEIGHT 46,020 INVOICE

QTY.	UNIT	DESCRIPTION	RATE	EXTENSION	TAX	TOTAL
0.00	YD	Tracking QTY				
23.01	tn	SW-CONT SOIL-ALT DAILY COVER Origin:MECKLENBURG 100%				



HARD HATS AND SAFETY VEST ARE REQUIRED WHEN EXITING YOUR VEHICLE
WHILE IN THE LANDFILL. IF YOU DO NOT HAVE THESE ITEMS YOU MAY BORROW
A SET FROM THE SCALE HOUSE. THANK YOU.

NET AMOUNT
TENDERED
CHANGE
CHECK#

The undersigned individual signing this document on behalf of Customer acknowledges that he or she has read and understands the terms and conditions on the reverse side and that he or she has the authority to sign this document on behalf of the customer.

RS-F042UPR (07/12)

SIGNATURE _____

REPUBLIC SERVICES

159

NON-HAZARDOUS WASTE MANIFEST

763535

Please print or type.

1. Generator's US EPA ID Number	Manifest Document Number	2. Page 1 of

GENERATOR

3. Generator's Name and Mailing Address	5. Generating Location (if different)
CR PO Box 87 Paw Creek 4. Phone ( )	Colonial Pipeline Company 14108 Huntersville-Concord Rd. Paw Creek, NC 28078 6. Phone ( )

7. Transporter #1 Company Name	8. US EPA ID Number	9. Transporter #1's Phone
STAT INC		828-446-5565
10. Transporter #2 Company Name	11. US EPA ID Number	12. Transporter #2's Phone
13. Designated T/S/D Facility Name and Site Address	14. US EPA ID Number	15. Facility's Phone
CMS Landfill 5105 Morehead Rd Concord, NC 28027		704-262-6371

16. Waste Shipping Name and Description	17. Republic Services Approval # and Exp. Date	18. Containers No.	18. Containers Type	19. Total Quantity	20. Unit Wt/Vol
a.			DT		T
b. contaminated soil	5010-20-12078 9/17/2021			2301	
c.				46020	

21. Additional Descriptions for Materials Listed Above

Load 89

22. Special Handling Instructions and Additional Information

Bill: STAT 100170

23. **GENERATOR'S CERTIFICATION:** I hereby certify that the above named material is not a hazardous waste as defined by 40 CFR 261 or any applicable state law, has been properly described, classified and packaged, and is in proper condition for transportation according to applicable regulations; AND, if this waste is a treatment residue of a previously restricted hazardous waste subject to the Land Disposal Restrictions. I certify and warrant that the waste has been treated in accordance with the requirements of 40 CFR 268 and is no longer a hazardous waste as defined by 40 CFR 261.

Printed/Typed Name	Signature	Month	Day	Year
Mark Sparks		10	15	20

TRANSPORTER

24. **Transporter #1:** Acknowledgement of Receipt of Materials

Printed/Typed Name	Signature	Month	Day	Year
James Robbins		10	15	20

25. **Transporter #2:** Acknowledgement of Receipt of Materials

Printed/Typed Name	Signature	Month	Day	Year

T/S/D FACILITY

26. Discrepancy Indication Space

CMS LANDFILL 5105 MOREHEAD RD CONCORD, NC 28027 704-262-6371

27. **Facility Owner or Operator:** Certification of receipt of waste materials covered by this manifest (except as noted in Item 19)

Printed/Typed Name	Signature	Month	Day	Year
Amy	Amy	10	15	20

REV 04/19

TRANSPORTER #2

COM000033
RS-F15

SITE BFI/CMS LANDFILL 704-782-2004
5105 MOREHEAD RD CONCORD, NC 28025

CUSTOMER 100170
STAT INC
PO BOX 1443
LENOIR, NC 28645

Contract:50102012078
Generator:Colonial Pipeline Company

SITE Y6	TICKET # 1769330	CELL	
WEIGHMASTER	Keyona C.		
DATE/TIME IN	10/15/20 9:14 am	DATE/TIME OUT	10/15/20 9:14 a
VEHICLE	stat138	CONTAINER	
REFERENCE	763536		
BILL OF LADING			

SCALE IN GROSS WEIGHT 67,580 NET TONS 18.62 INBOUND
TARE OUT TARE WEIGHT 30,340 NET WEIGHT 37,240 INVOICE

QTY.	UNIT	DESCRIPTION	RATE	EXTENSION	TAX	TOTAL
0.00	YD	Tracking QTY				
18.62	tn	SW-CONT SOIL-ALT DAILY COVER Origin:MECKLENBURG 100%				

HARD HATS AND SAFETY VEST ARE REQUIRED WHEN EXITING YOUR VEHICLE

WHILE IN THE LANDFILL. IF YOU DO NOT HAVE THESE ITEMS YOU MAY BORROW

A SET FROM THE SCALE HOUSE. THANK YOU.

NET AMOUNT
TENDERED
CHANGE
CHECK#

The undersigned individual signing this document on behalf of Customer acknowledges that he or she has read and understands the terms and conditions on the reverse side and that he or she has the authority to sign this document on behalf of the customer.

RS-F042UPR (04/19)

SIGNATURE _____

REPUBLIC SERVICES

Please print or type.

NON-HAZARDOUS WASTE MANIFEST

763536

1. Generator's US EPA ID Number	Manifest Document Number	2. Page 1 of	1769330

GENERATOR

3. Generator's Name and Mailing Address	5. Generating Location (if different)
CPC PO Box 87 Paw Creek NC 4. Phone ( )	Colonial Pipeline Company 14108 Huntersville-Concord Rd. Paw Creek, NC 28073 6. Phone ( )

7. Transporter #1 Company Name	8. US EPA ID Number	9. Transporter #1's Phone
STAT, INC		828-446-5565
10. Transporter #2 Company Name	11. US EPA ID Number	12. Transporter #2's Phone
13. Designated T/S/D Facility Name and Site Address	14. US EPA ID Number	15. Facility's Phone
CMS Landfill 5105 Morehead Rd Concord, NC 28027		704-262-6371

16. Waste Shipping Name and Description	17. Republic Services Approval # and Exp. Date	18. Containers No.	18. Containers Type	19. Total Quantity	20. Unit Wt/Vol
a.			DT		T
b. contaminated soil	5010-20-12078 9/17/2021				18 62
c.				37	240

21. Additional Descriptions for Materials Listed Above

Load 90

22. Special Handling Instructions and Additional Information

Bill: STAT 100170

23. **GENERATOR'S CERTIFICATION:** I hereby certify that the above named material is not a hazardous waste as defined by 40 CFR 261 or any applicable state law, has been properly described, classified and packaged, and is in proper condition for transportation according to applicable regulations; AND, if this waste is a treatment residue of a previously restricted hazardous waste subject to the Land Disposal Restrictions. I certify and warrant that the waste has been treated in accordance with the requirements of 40 CFR 268 and is no longer a hazardous waste as defined by 40 CFR 261.

Printed/Typed Name	Signature	Month	Day	Year
Chad Sparks	[signature]	10	15	20

TRANSPORTER

24. **Transporter #1:** Acknowledgement of Receipt of Materials

Printed/Typed Name	Signature	Month	Day	Year
Cody W.	Cody W.	10	15	20

25. **Transporter #2:** Acknowledgement of Receipt of Materials

Printed/Typed Name	Signature	Month	Day	Year

T/S/D FACILITY

26. Discrepancy Indication Space

CMS LANDFILL 5105 MOREHEAD RD CONCORD, NC 28027 704-262-6371

27. **Facility Owner or Operator:** Certification of receipt of waste materials covered by this manifest (except as noted in Item 19)

Printed/Typed Name	Signature	Month	Day	Year
Kay	Kay	10	15	20

REV 04/19

TRANSPORTER #2

COM000033

RS-F15

SITE BFI/CMS LANDFILL 704-782-2004
5105 MOREHEAD RD CONCORD, NC 28025

CUSTOMER 100170
STAT INC
PO BOX 1443
LENOIR, NC 28645

Contract:50102012078
Generator:Colonial Pipeline Company

SITE Y6	TICKET # 1769329	CELL	
WEIGHMASTER	Keyona C.		
DATE/TIME IN	10/15/20 9:13 am	DATE/TIME OUT	10/15/20 9:13 a
VEHICLE	stat162	CONTAINER	
REFERENCE	763537		
BILL OF LADING			

SCALE IN	GROSS WEIGHT	73,600	NET TONS	21.45
TARE OUT	TARE WEIGHT	30,700	NET WEIGHT	42,900

INBOUND
INVOICE

QTY.	UNIT	DESCRIPTION	RATE	EXTENSION	TAX	TOTAL
0.00	YD	Tracking QTY				
21.45	tn	SW-CONT SOIL-ALT DAILY COVER Origin:MECKLENBURG 100%				

HARD HATS AND SAFETY VEST ARE REQUIRED WHEN EXITING YOUR VEHICLE

WHILE IN THE LANDFILL. IF YOU DO NOT HAVE THESE ITEMS YOU MAY BORROW

A SET FROM THE SCALE HOUSE. THANK YOU.

NET AMOUNT
TENDERED
CHANGE
CHECK#

The undersigned individual signing this document on behalf of Customer acknowledges that he or she has read and understands the terms and conditions on the reverse side and that he or she has the authority to sign this document on behalf of the customer.

RS-F042UPR (04/19)

SIGNATURE _____

REPUBLIC SERVICES

Please print or type.

NON-HAZARDOUS WASTE MANIFEST

763537

1. Generator's US EPA ID Number	Manifest Document Number	2. Page 1 of	1769329

GENERATOR

3. Generator's Name and Mailing Address	5. Generating Location (if different)
GC PO Box 27 Bow Creek NC	Colonial Pipeline Company 14106 Huntersville-Concord Rd. Paw Creek, NC 28078
4. Phone ( )	6. Phone ( )

7. Transporter #1 Company Name	8. US EPA ID Number	9. Transporter #1's Phone
STAT, INC		704-446-[illegible]
10. Transporter #2 Company Name	11. US EPA ID Number	12. Transporter #2's Phone
13. Designated T/S/D Facility Name and Site Address	14. US EPA ID Number	15. Facility's Phone
CMS Landfill 5105 Morehead Rd Concord, NC 28027		704-262-6371

16. Waste Shipping Name and Description	17. Republic Services Approval # and Exp. Date	18. Containers No.	18. Containers Type	19. Total Quantity	20. Unit Wt/Vol
a.			15T		—
b. contaminated soil	5010-20-12078	9/17/2021		5145	
c.				4 BAN	

21. Additional Descriptions for Materials Listed Above

Lad 91

Park Head
RL 1004

22. Special Handling Instructions and Additional Information

Bill: STAT 100170

23. **GENERATOR'S CERTIFICATION:** I hereby certify that the above named material is not a hazardous waste as defined by 40 CFR 261 or any applicable state law, has been properly described, classified and packaged, and is in proper condition for transportation according to applicable regulations; AND, if this waste is a treatment residue of a previously restricted hazardous waste subject to the Land Disposal Restrictions. I certify and warrant that the waste has been treated in accordance with the requirements of 40 CFR 268 and is no longer a hazardous waste as defined by 40 CFR 261.

Printed/Typed Name	Signature	Month	Day	Year
Chad Sparks	[signature]	10	15	20

TRANSPORTER

24. **Transporter #1:** Acknowledgement of Receipt of Materials

Printed/Typed Name	Signature	Month	Day	Year
R Israel Triplett	[signature]	10	15	20

25. **Transporter #2:** Acknowledgement of Receipt of Materials

Printed/Typed Name	Signature	Month	Day	Year

T/S/D FACILITY

26. Discrepancy Indication Space

CMS LANDFILL 5105 MOREHEAD RD CONCORD, NC 28027 704-262-6371

27. **Facility Owner or Operator:** Certification of receipt of waste materials covered by this manifest (except as noted in Item 19)

Printed/Typed Name	Signature	Month	Day	Year
Kay	Kay	10	15	20

REV 04/19 GENERATOR'S COPY COM000033

SITE BFI/CMS LANDFILL 704-782-2004
5105 MOREHEAD RD CONCORD, NC 28025

CUSTOMER 100170
STAT INC
PO BOX 1443
LENOIR, NC 28645

Contract:50102012078
Generator:Colonial Pipeline Company

SITE	Y6	TICKET #	1769375
CELL			
WEIGHMASTER	Keyona C.		
DATE/TIME IN	10/15/20 10:31 am	DATE/TIME OUT	10/15/20 10:31 a
VEHICLE	dt83	CONTAINER	
REFERENCE	763542		
BILL OF LADING			

SCALE IN	GROSS WEIGHT	70,460	NET TONS 21.78
TARE OUT	TARE WEIGHT	26,900	NET WEIGHT 43,560

INBOUND
INVOICE

QTY.	UNIT	DESCRIPTION	RATE	EXTENSION	TAX	TOTAL
0.00	YD	Tracking QTY				
21.78	tn	SW-CONT SOIL-ALT DAILY COVER Origin:MECKLENBURG 100%				



HARD HATS AND SAFETY VEST ARE REQUIRED WHEN EXITING YOUR VEHICLE
WHILE IN THE LANDFILL. IF YOU DO NOT HAVE THESE ITEMS YOU MAY BORROW
A SET FROM THE SCALE HOUSE. THANK YOU.

NET AMOUNT
TENDERED
CHANGE
CHECK#

The undersigned individual signing this document on behalf of Customer acknowledges that he or she has read and understands the terms and conditions on the reverse side and that he or she has the authority to sign this document on behalf of the customer.

RS-F042UPR (04/19)

SIGNATURE _____

REPUBLIC SERVICES

Please print or type.

NON-HAZARDOUS WASTE MANIFEST

763542

1. Generator's US EPA ID Number	Manifest Document Number	2. Page 1 of	

GENERATOR

3. Generator's Name and Mailing Address	5. Generating Location (if different)
LR PO Box 87 Paw Creek NC	Colonial Pipeline Company 14106 Huntersville-Concord Rd. Paw Creek, NC 28078
4. Phone ( )	6. Phone ( )

7. Transporter #1 Company Name	8. US EPA ID Number	9. Transporter #1's Phone
10. Transporter #2 Company Name	**11. US EPA ID Number**	**12. Transporter #2's Phone**
13. Designated T/S/D Facility Name and Site Address	**14. US EPA ID Number**	**15. Facility's Phone**
CMS Landfill 5105 Morehead Rd Concord, NC 28027		704-262-6371

16. Waste Shipping Name and Description	17. Republic Services Approval # and Exp. Date	18. Containers No.	18. Containers Type	19. Total Quantity	20. Unit Wt/Vol
a.			1ST		T1
b. contaminated soil	5010-20-12078 9/17/2021			31	78
c.				43	560

21. Additional Descriptions for Materials Listed Above

Lead [illegible] 96

22. Special Handling Instructions and Additional Information

Bill: STAT 100170

23. **GENERATOR'S CERTIFICATION:** I hereby certify that the above named material is not a hazardous waste as defined by 40 CFR 261 or any applicable state law, has been properly described, classified and packaged, and is in proper condition for transportation according to applicable regulations; AND, if this waste is a treatment residue of a previously restricted hazardous waste subject to the Land Disposal Restrictions. I certify and warrant that the waste has been treated in accordance with the requirements of 40 CFR 268 and is no longer a hazardous waste as defined by 40 CFR 261.

Printed/Typed Name	Signature	Month	Day	Year
Chad Sparks	[signature]			

TRANSPORTER

24. **Transporter #1:** Acknowledgement of Receipt of Materials

Printed/Typed Name	Signature	Month	Day	Year
Darren Sides	[signature]	10	15	20

25. **Transporter #2:** Acknowledgement of Receipt of Materials

Printed/Typed Name	Signature	Month	Day	Year

T/S/D FACILITY

26. Discrepancy Indication Space

CMS LANDFILL 5105 MOREHEAD RD CONCORD, NC 28027 704-262-6371

27. **Facility Owner or Operator:** Certification of receipt of waste materials covered by this manifest (except as noted in Item 19)

Printed/Typed Name	Signature	Month	Day	Year
Kay	Kay	10	15	20

REV 04/19

GENERATOR'S COPY

COM000033

RS-F15

SITE BFI/CMS LANDFILL 704-782-2004
5105 MOREHEAD RD CONCORD, NC 28025

CUSTOMER 100170
STAT INC
PO BOX 1443
LENOIR, NC 28645

Contract:50102012078
Generator:Colonial Pipeline Company

SITE Y6	TICKET # 1769446	CELL
WEIGHMASTER	Keyona C.	
DATE/TIME IN 10/15/20 12:52 pm		DATE/TIME OUT 10/15/20 12:52 p
VEHICLE stat163		CONTAINER
REFERENCE 763543		
BILL OF LADING		

SCALE IN GROSS WEIGHT 80,600 NET TONS 25.06 INBOUND
TARE OUT TARE WEIGHT 30,480 NET WEIGHT 50,120 INVOICE

QTY.	UNIT	DESCRIPTION	RATE	EXTENSION	TAX	TOTAL
0.00	YD	Tracking QTY				
25.06	tn	SW-CONT SOIL-ALT DAILY COVER Origin:MECKLENBURG 100%				



HARD HATS AND SAFETY VEST ARE REQUIRED WHEN EXITING YOUR VEHICLE

WHILE IN THE LANDFILL. IF YOU DO NOT HAVE THESE ITEMS YOU MAY BORROW

A SET FROM THE SCALE HOUSE. THANK YOU.

NET AMOUNT
TENDERED
CHANGE
CHECK#

The undersigned individual signing this document on behalf of Customer acknowledges that he or she has read and understands the terms and conditions on the reverse side and that he or she has the authority to sign this document on behalf of the customer.

RS-F042UPR (04/19)

SIGNATURE _____

REPUBLIC SERVICES

Please print or type.

NON-HAZARDOUS WASTE MANIFEST

763543

1. Generator's US EPA ID Number	Manifest Document Number	2. Page 1 of	1769446

GENERATOR

3. Generator's Name and Mailing Address	5. Generating Location (if different)
CPC PO Box 87 Paw Creek NC	Colonial Pipeline Company 14108 Huntersville-Concord Rd. Paw Creek, NC 28078
4. Phone ( )	6. Phone ( )

7. Transporter #1 Company Name	8. US EPA ID Number	9. Transporter #1's Phone
STAT, INC		828-446-5565
10. Transporter #2 Company Name	11. US EPA ID Number	12. Transporter #2's Phone
13. Designated T/S/D Facility Name and Site Address	14. US EPA ID Number	15. Facility's Phone
CMS Landfill 5105 Morehead Rd Concord, NC 28027		704-262-6371

16. Waste Shipping Name and Description	17. Republic Services Approval # and Exp. Date	18. Containers No.	18. Containers Type	19. Total Quantity	20. Unit Wt/Vol
a.			DT		T
b. contaminated soil	5010-20-12078	9/17/2021			
c.					2506 50120

21. Additional Descriptions for Materials Listed Above

Load 97

22. Special Handling Instructions and Additional Information

Bill: STAT 100170

23. **GENERATOR'S CERTIFICATION:** I hereby certify that the above named material is not a hazardous waste as defined by 40 CFR 261 or any applicable state law, has been properly described, classified and packaged, and is in proper condition for transportation according to applicable regulations; AND, if this waste is a treatment residue of a previously restricted hazardous waste subject to the Land Disposal Restrictions. I certify and warrant that the waste has been treated in accordance with the requirements of 40 CFR 268 and is no longer a hazardous waste as defined by 40 CFR 261.

Printed/Typed Name	Signature	Month	Day	Year
Chad Spark	[signature]	10	15	20

TRANSPORTER

24. **Transporter #1:** Acknowledgement of Receipt of Materials

Printed/Typed Name	Signature	Month	Day	Year
TODD LAIL	[signature]	10	15	20

25. **Transporter #2:** Acknowledgement of Receipt of Materials

Printed/Typed Name	Signature	Month	Day	Year

T/S/D FACILITY

26. Discrepancy Indication Space

CMS LANDFILL 5105 MOREHEAD RD CONCORD, NC 28027 704-262-6371

27. **Facility Owner or Operator:** Certification of receipt of waste materials covered by this manifest (except as noted in Item 19)

Printed/Typed Name	Signature	Month	Day	Year
Kay	Kay	10	15	20

TRANSPORTER #2

REV 04/19

COM000033
RS-F15

SITE BFI/CMS LANDFILL 704-782-2004
5105 MOREHEAD RD CONCORD, NC 28025

CUSTOMER 100170
STAT INC
PO BOX 1443
LENOIR, NC 28645

Contract:50102012078
Generator:Colonial Pipeline Company

SITE Y6	TICKET # 1769447	CELL	
WEIGHMASTER	Keyona C.		
DATE/TIME IN	10/15/20 12:53 pm	DATE/TIME OUT	10/15/20 12:53 p
VEHICLE	STAT159	CONTAINER	
REFERENCE	763544		
BILL OF LADING			

SCALE IN	GROSS WEIGHT	71,200	NET TONS	20.10
TARE OUT	TARE WEIGHT	31,000	NET WEIGHT	40,200

INBOUND
INVOICE

QTY.	UNIT	DESCRIPTION	RATE	EXTENSION	TAX	TOTAL
0.00	YD	Tracking QTY				
20.10	tn	SW-CONT SOIL-ALT DAILY COVER Origin:MECKLENBURG 100%				

HARD HATS AND SAFETY VEST ARE REQUIRED WHEN EXITING YOUR VEHICLE

WHILE IN THE LANDFILL. IF YOU DO NOT HAVE THESE ITEMS YOU MAY BORROW

A SET FROM THE SCALE HOUSE. THANK YOU.

NET AMOUNT
TENDERED
CHANGE
CHECK#

The undersigned individual signing this document on behalf of Customer acknowledges that he or she has read and understands the terms and conditions on the reverse side and that he or she has the authority to sign this document on behalf of the customer.

RS-F042UPR (04/19)

SIGNATURE _____

REPUBLIC SERVICES

159

763544

Please print or type.

NON-HAZARDOUS WASTE MANIFEST

1. Generator's US EPA ID Number	Manifest Document Number	2. Page 1 of

GENERATOR

3. Generator's Name and Mailing Address	5. Generating Location (if different)
GC PO Box 87 Paw Creek 4. Phone ( )	Colonial Pipeline Company 14108 Huntersville-Concord Rd. Paw Creek, NC 28078 6. Phone ( )

7. Transporter #1 Company Name	8. US EPA ID Number	9. Transporter #1's Phone
SHI, INC		828-446-5765
10. Transporter #2 Company Name	11. US EPA ID Number	12. Transporter #2's Phone
13. Designated T/S/D Facility Name and Site Address	14. US EPA ID Number	15. Facility's Phone
CMS Landfill 5105 Morehead Rd Concord, NC 28027		704-262-4371

16. Waste Shipping Name and Description	17. Republic Services Approval # and Exp. Date	18. Containers No.	18. Containers Type	19. Total Quantity	20. Unit Wt/Vol
a.			DT		T
b. contaminated soil	5010-20-12078 9/17/2021			2010	
c.				40200	

21. Additional Descriptions for Materials Listed Above

Lnd Ban 98

22. Special Handling Instructions and Additional Information

Bill: STAT 100170

23. **GENERATOR'S CERTIFICATION:** I hereby certify that the above named material is not a hazardous waste as defined by 40 CFR 261 or any applicable state law, has been properly described, classified and packaged, and is in proper condition for transportation according to applicable regulations; AND, if this waste is a treatment residue of a previously restricted hazardous waste subject to the Land Disposal Restrictions. I certify and warrant that the waste has been treated in accordance with the requirements of 40 CFR 268 and is no longer a hazardous waste as defined by 40 CFR 261.

Printed/Typed Name	Signature	Month	Day	Year
Chad Sparks		10	15	20

TRANSPORTER

24. **Transporter #1:** Acknowledgement of Receipt of Materials

Printed/Typed Name	Signature	Month	Day	Year
James Robbins		10	15	20

25. **Transporter #2:** Acknowledgement of Receipt of Materials

Printed/Typed Name	Signature	Month	Day	Year

T/S/D FACILITY

26. Discrepancy Indication Space

CMS LANDFILL 5105 MOREHEAD RD CONCORD, NC 28027 704-262-4371

27. **Facility Owner or Operator:** Certification of receipt of waste materials covered by this manifest (except as noted in Item 19)

Printed/Typed Name	Signature	Month	Day	Year
kay	kay	10	15	20

TRANSPORTER #2

SITE
BFI/CMS LANDFILL 704-782-2004
5105 MOREHEAD RD CONCORD, NC 28025

CUSTOMER 100170
STAT INC
PO BOX 1443
LENOIR, NC 28645

Contract:50102012078
Generator:Colonial Pipeline Company

SITE Y6	TICKET # 1769266	CELL	
WEIGHMASTER	Keyona C.		
DATE/TIME IN	10/15/20 7:00 am	DATE/TIME OUT	10/15/20 7:00 a
VEHICLE	dt83	CONTAINER	
REFERENCE	1041191		
BILL OF LADING			

SCALE IN	GROSS WEIGHT	67,020	NET TONS	20.06
TARE OUT	TARE WEIGHT	26,900	NET WEIGHT	40,120

INBOUND
INVOICE

QTY.	UNIT	DESCRIPTION	RATE	EXTENSION	TAX	TOTAL
0.00	YD	Tracking QTY				
20.06	tn	SW-CONT SOIL-ALT DAILY COVER Origin:MECKLENBURG 100%				

SAFETY LIVE

HARD HATS AND SAFETY VEST ARE REQUIRED WHEN EXITING YOUR VEHICLE

WHILE IN THE LANDFILL. IF YOU DO NOT HAVE THESE ITEMS YOU MAY BORROW

A SET FROM THE SCALE HOUSE. THANK YOU.

NET AMOUNT
TENDERED
CHANGE
CHECK#

The undersigned individual signing this document on behalf of Customer acknowledges that he or she has read and understands the terms and conditions on the reverse side and that he or she has the authority to sign this document on behalf of the customer.

RS-F042UPR (04/19)

SIGNATURE _____

REPUBLIC SERVICES

Please print or type.

NON-HAZARDOUS WASTE MANIFEST

1041191

1. Generator's US EPA ID Number	Manifest Document Number	2. Page 1 of
		1 / 1

GENERATOR

3. Generator's Name and Mailing Address
CFC
PO BOX 87
Paw Creek, NC 28213
4. Phone ( )

5. Generating Location (if different)
Colonial Pipeline Company
14108 Huntersville-Concord Rd.
Paw Creek, NC 28078
6. Phone ( )

7. Transporter #1 Company Name	8. US EPA ID Number	9. Transporter #1's Phone
10. Transporter #2 Company Name	11. US EPA ID Number	12. Transporter #2's Phone
13. Designated T/S/D Facility Name and Site Address	14. US EPA ID Number	15. Facility's Phone
CMS Landfill 5106 Morehead Rd Concord, NC 28027	704-262-6271	

16. Waste Shipping Name and Description	17. Republic Services Approval # and Exp. Date	18. Containers No.	18. Containers Type	19. Total Quantity	20. Unit Wt/Vol
a. contaminated soil	5010-20-12078 9/17/2021		DT		G
b.				2000	
c.				NOI60	

21. Additional Descriptions for Materials Listed Above
Lead 99

22. Special Handling Instructions and Additional Information
SR: STAT 100170

23. **GENERATOR'S CERTIFICATION:** I hereby certify that the above named material is not a hazardous waste as defined by 40 CFR 261 or any applicable state law, has been properly described, classified and packaged, and is in proper condition for transportation according to applicable regulations; AND, if this waste is a treatment residue of a previously restricted hazardous waste subject to the Land Disposal Restrictions. I certify and warrant that the waste has been treated in accordance with the requirements of 40 CFR 268 and is no longer a hazardous waste as defined by 40 CFR 261.

Printed/Typed Name	Signature	Month	Day	Year
Chad Sparks		10	14	20

TRANSPORTER

24. **Transporter #1:** Acknowledgement of Receipt of Materials

Printed/Typed Name	Signature	Month	Day	Year

25. **Transporter #2:** Acknowledgement of Receipt of Materials

Printed/Typed Name	Signature	Month	Day	Year

T/S/D FACILITY

26. Discrepancy Indication Space

27. **Facility Owner or Operator:** Certification of receipt of waste materials covered by this manifest (except as noted in Item 19)
CMS LANDFILL 5106 MOREHEAD RD CONCORD, NC 28027 704-262-6271

Printed/Typed Name	Signature	Month	Day	Year
Eric	Eric	10	14	20

REV 04/19

GENERATOR'S COPY

COM000033
RS-F15

SITE BFI/CMS LANDFILL 704-782-2004
5105 MOREHEAD RD CONCORD, NC 28025

CUSTOMER 100176
STAT INC
PO BOX 1443
LENOIR, NC 28645

Contract:50102012078
Generator:Colonial Pipeline Company

SITE	Y6	TICKET #	1769471	CELL	
WEIGHMASTER	Keyona C.				
DATE/TIME IN	10/15/20 1:32 pm	DATE/TIME OUT	10/15/20 1:32 p		
VEHICLE	stat160	CONTAINER			
REFERENCE	1041198				
BILL OF LADING					

SCALE IN GROSS WEIGHT 74,260 NET TONS 21.17
TARE OUT TARE WEIGHT 31,920 NET WEIGHT 42,340

INBOUND
INVOICE

QTY.	UNIT	DESCRIPTION	RATE	EXTENSION	TAX	TOTAL
0.00	YD	Tracking QTY				
21.17	tn	SW-CONT SOIL-ALT DAILY COVER Origin:MECKLENBURG 100%				

HARD HATS AND SAFETY VEST ARE REQUIRED WHEN EXITING YOUR VEHICLE

WHILE IN THE LANDFILL. IF YOU DO NOT HAVE THESE ITEMS YOU MAY BORROW

A SET FROM THE SCALE HOUSE. THANK YOU.

NET AMOUNT
TENDERED
CHANGE
CHECK#

The undersigned individual signing this document on behalf of Customer acknowledges that he or she has read and understands the terms and conditions on the reverse side and that he or she has the authority to sign this document on behalf of the customer.

RS-F042UPR (04/19)

SIGNATURE _____

REPUBLIC SERVICES

Please print or type.

NON-HAZARDOUS WASTE MANIFEST

1041198

1. Generator's US EPA ID Number	Manifest Document Number	2. Page 1 of	1 of 1

GENERATOR

3. Generator's Name and Mailing Address
CPC
PO BOX 87
Paw Creek, NC 28213
4. Phone ( )

5. Generating Location (if different)
Colonial Pipeline Company
14108 Huntersville-Concord Rd.
Paw Creek, NC 28078
6. Phone ( )

7. Transporter #1 Company Name	8. US EPA ID Number	9. Transporter #1's Phone

10. Transporter #2 Company Name	11. US EPA ID Number	12. Transporter #2's Phone

13. Designated T/S/D Facility Name and Site Address	14. US EPA ID Number	15. Facility's Phone
CMS Landfill 5105 Morehead Rd Concord, NC 28027	704-262-6371	

16. Waste Shipping Name and Description	17. Republic Services Approval # and Exp. Date	18. Containers No.	18. Containers Type	19. Total Quantity	20. Unit Wt/Vol
a. contaminated soil	5010-20-12078 9/17/2021				
b.				21	17
c.				42	340

21. Additional Descriptions for Materials Listed Above
Load 106

22. Special Handling Instructions and Additional Information
BIll: STAT 109170

23. **GENERATOR'S CERTIFICATION:** I hereby certify that the above named material is not a hazardous waste as defined by 40 CFR 261 or any applicable state law, has been properly described, classified and packaged, and is in proper condition for transportation according to applicable regulations; AND, if this waste is a treatment residue of a previously restricted hazardous waste subject to the Land Disposal Restrictions. I certify and warrant that the waste has been treated in accordance with the requirements of 40 CFR 268 and is no longer a hazardous waste as defined by 40 CFR 261.

Printed/Typed Name	Signature	Month	Day	Year
Chad Spark		10	15	20

TRANSPORTER

24. **Transporter #1:** Acknowledgement of Receipt of Materials

Printed/Typed Name	Signature	Month	Day	Year
Maurice Wilson	Maurice Wilson	10	15	20

25. **Transporter #2:** Acknowledgement of Receipt of Materials

Printed/Typed Name	Signature	Month	Day	Year

T/S/D FACILITY

26. Discrepancy Indication Space

27. **Facility Owner or Operator:** Certification of receipt of waste materials covered by this manifest (except as noted in Item 19)
CMS LANDFILL 5105 MOREHEAD RD CONCORD, NC 28027 704-262-6371

Printed/Typed Name	Signature	Month	Day	Year
Kay	Kay	10	15	20

TRANSPORTER #2

SITE BFI/CMS LANDFILL 704-782-2004
5105 MOREHEAD RD CONCORD, NC 28025

CUSTOMER 100170
STAT INC
PO BOX 1443
LENOIR, NC 28645

Contract:50102012078
Generator:Colonial Pipeline Company

SITE	Y6	TICKET #	1769469	CELL	
WEIGHMASTER	Keyona C.				
DATE/TIME IN	10/15/20 1:30 pm	DATE/TIME OUT	10/15/20 1:30 p		
VEHICLE	STAT131	CONTAINER			
REFERENCE	1041197				
BILL OF LADING					

SCALE IN	GROSS WEIGHT	70,880	NET TONS	20.59
TARE OUT	TARE WEIGHT	29,700	NET WEIGHT	41,180

INBOUND
INVOICE

QTY.	UNIT	DESCRIPTION	RATE	EXTENSION	TAX	TOTAL
0.00	YD	Tracking QTY				
20.59	tn	SW-CONT SOIL-ALT DAILY COVER Origin:MECKLENBURG 100%				

HARD HATS AND SAFETY VEST ARE REQUIRED WHEN EXITING YOUR VEHICLE

WHILE IN THE LANDFILL. IF YOU DO NOT HAVE THESE ITEMS YOU MAY BORROW

A SET FROM THE SCALE HOUSE. THANK YOU.

NET AMOUNT
TENDERED
CHANGE
CHECK#

The undersigned individual signing this document on behalf of Customer acknowledges that he or she has read and understands the terms and conditions on the reverse side and that he or she has the authority to sign this document on behalf of the customer.

RS-F042UPR (04/19)

SIGNATURE _____

REPUBLIC SERVICES

Please print or type.

NON-HAZARDOUS WASTE MANIFEST

1041197

1. Generator's US EPA ID Number	Manifest Document Number	2. Page 1 of	1169469

GENERATOR

3. Generator's Name and Mailing Address	5. Generating Location (if different)
CPC PO BOX 87 Paw Creek, NC 28213	Colonial Pipeline Company 14108 Huntersville-Concord Rd. Paw Creek, NC 28078
4. Phone ( )	6. Phone ( )

7. Transporter #1 Company Name	8. US EPA ID Number	9. Transporter #1's Phone
10. Transporter #2 Company Name	11. US EPA ID Number	12. Transporter #2's Phone
13. Designated T/S/D Facility Name and Site Address CMS Landfill 5105 Morehead Rd Concord, NC 28027	14. US EPA ID Number 704-262-6371	15. Facility's Phone

16. Waste Shipping Name and Description	17. Republic Services Approval # and Exp. Date	18. Containers No.	18. Containers Type	19. Total Quantity	20. Unit Wt/Vol
a. contaminated soil	5010-20-12078 9/17/2021				
b.				2059	
c.				41	180

21. Additional Descriptions for Materials Listed Above

Loop to Bulk Connect

Load 105

22. Special Handling Instructions and Additional Information

Bill: STAT 100170

Monday

23. **GENERATOR'S CERTIFICATION:** I hereby certify that the above named material is not a hazardous waste as defined by 40 CFR 261 or any applicable state law, has been properly described, classified and packaged, and is in proper condition for transportation according to applicable regulations; AND, if this waste is a treatment residue of a previously restricted hazardous waste subject to the Land Disposal Restrictions. I certify and warrant that the waste has been treated in accordance with the requirements of 40 CFR 268 and is no longer a hazardous waste as defined by 40 CFR 261.

Printed/Typed Name	Signature	Month	Day	Year
Chad Spuk	[signature]	10	15	20

TRANSPORTER

24. **Transporter #1:** Acknowledgement of Receipt of Materials

Printed/Typed Name	Signature	Month	Day	Year
Cary Combs	Cary Combs	10	15	20

25. **Transporter #2:** Acknowledgement of Receipt of Materials

Printed/Typed Name	Signature	Month	Day	Year

T/S/D FACILITY

26. Discrepancy Indication Space

27. **Facility Owner or Operator:** Certification of receipt of waste materials covered by this manifest (except as noted in Item 19)

CMS LANDFILL 5105 MOREHEAD RD CONCORD, NC 28027 704-262-6371

Printed/Typed Name	Signature	Month	Day	Year
Kay	Kay	10	15	20

TRANSPORTER #1

REV 04/19

COM000033

RS-F15

SITE BFI/CMS LANDFILL 704-782-2004
5105 MOREHEAD RD CONCORD, NC 28025

CUSTOMER 100170
STAT INC
PO BOX 1443
LENOIR, NC 28645

Contract:50102012078
Generator:Colonial Pipeline Company

SITE Y6	TICKET # 1769460	CELL	
WEIGHMASTER	Aly G.		
DATE/TIME IN	10/15/20 1:10 pm	DATE/TIME OUT	10/15/20 1:10 p
VEHICLE	dt84	CONTAINER	
REFERENCE	1041196		
BILL OF LADING			

SCALE IN GROSS WEIGHT 74,020 NET TONS 23.51
TARE OUT TARE WEIGHT 27,000 NET WEIGHT 47,020

INBOUND
INVOICE

QTY.	UNIT	DESCRIPTION	RATE	EXTENSION	TAX	TOTAL
0.00	YD	Tracking QTY				
23.51	tn	SW-CONT SOIL-ALT DAILY COVER Origin:MECKLENBURG 100%				



HARD HATS AND SAFETY VEST ARE REQUIRED WHEN EXITING YOUR VEHICLE

WHILE IN THE LANDFILL. IF YOU DO NOT HAVE THESE ITEMS YOU MAY BORROW

A SET FROM THE SCALE HOUSE. THANK YOU.

NET AMOUNT
TENDERED
CHANGE
CHECK#

The undersigned individual signing this document on behalf of Customer acknowledges that he or she has read and understands the terms and conditions on the reverse side and that he or she has the authority to sign this document on behalf of the customer.

RS-F042UPR (07/12)

SIGNATURE _____

REPUBLIC SERVICES

Please print or type.

NON-HAZARDOUS WASTE MANIFEST

1041196

1. Generator's US EPA ID Number	Manifest Document Number	2. Page 1 of
		1 of 1

GENERATOR

3. Generator's Name and Mailing Address
CPC
PO BOX 87
Paw Creek, NC 28213
4. Phone ( )

5. Generating Location (if different)
Colonial Pipeline Company
14108 Huntersville-Concord Rd.
Paw Creek, NC 28078
6. Phone ( )

7. Transporter #1 Company Name	8. US EPA ID Number	9. Transporter #1's Phone

10. Transporter #2 Company Name	11. US EPA ID Number	12. Transporter #2's Phone

13. Designated T/S/D Facility Name and Site Address	14. US EPA ID Number	15. Facility's Phone
CMS Landfill 5105 Morehead Rd Concord, NC 28027		704-262-6371

16. Waste Shipping Name and Description	17. Republic Services Approval # and Exp. Date	18. Containers No.	18. Containers Type	19. Total Quantity	20. Unit Wt/Vol
a. contaminated soil	5010-20-12078 9/17/2021		ST		G
b.				23	SI
c.				47020	

21. Additional Descriptions for Materials Listed Above
Load 104

22. Special Handling Instructions and Additional Information
SSI: STAT 100178

23. **GENERATOR'S CERTIFICATION:** I hereby certify that the above named material is not a hazardous waste as defined by 40 CFR 261 or any applicable state law, has been properly described, classified and packaged, and is in proper condition for transportation according to applicable regulations; AND, if this waste is a treatment residue of a previously restricted hazardous waste subject to the Land Disposal Restrictions. I certify and warrant that the waste has been treated in accordance with the requirements of 40 CFR 268 and is no longer a hazardous waste as defined by 40 CFR 261.

Printed/Typed Name	Signature	Month	Day	Year
[illegible]	[signature]			

TRANSPORTER

24. **Transporter #1:** Acknowledgement of Receipt of Materials

Printed/Typed Name	Signature	Month	Day	Year
[illegible]	[signature]			

25. **Transporter #2:** Acknowledgement of Receipt of Materials

Printed/Typed Name	Signature	Month	Day	Year

T/S/D FACILITY

26. Discrepancy Indication Space

27. **Facility Owner or Operator:** Certification of receipt of waste materials covered by this manifest (except as noted in Item 19)
CMS LANDFILL 5105 MOREHEAD RD CONCORD, NC 28027 704-262-6371

Printed/Typed Name	Signature	Month	Day	Year
Any	Any	10	5	20

REV 04/19

GENERATOR'S COPY

COM000033
RS-F15

SITE BFI/CMS LANDFILL 704-782-2004
5105 MOREHEAD RD CONCORD, NC 28025

CUSTOMER 100170
STAT INC
PO BOX 1443
LENOIR, NC 28645

Contract:50102012078
Generator:Colonial Pipeline Company

SITE Y6	TICKET # 1769459	CELL	
WEIGHMASTER	Keyona C.		
DATE/TIME IN	10/15/20 1:10 pm	DATE/TIME OUT	10/15/20 1:10 p
VEHICLE	STAT80	CONTAINER	
REFERENCE	1041195		
BILL OF LADING			

SCALE IN GROSS WEIGHT 67,080 NET TONS 19.33
TARE OUT TARE WEIGHT 28,420 NET WEIGHT 38,660

INBOUND
INVOICE

QTY.	UNIT	DESCRIPTION	RATE	EXTENSION	TAX	TOTAL
0.00	YD	Tracking QTY				
19.33	tn	SW-CONT SOIL-ALT DAILY COVER Origin:MECKLENBURG 100%				



HARD HATS AND SAFETY VEST ARE REQUIRED WHEN EXITING YOUR VEHICLE

WHILE IN THE LANDFILL. IF YOU DO NOT HAVE THESE ITEMS YOU MAY BORROW

A SET FROM THE SCALE HOUSE. THANK YOU.

NET AMOUNT
TENDERED
CHANGE
CHECK#

The undersigned individual signing this document on behalf of Customer acknowledges that he or she has read and understands the terms and conditions on the reverse side and that he or she has the authority to sign this document on behalf of the customer.

RS-F042UPR (04/19)

SIGNATURE _____

REPUBLIC SERVICES

Please print or type.

NON-HAZARDOUS WASTE MANIFEST

1041195

1. Generator's US EPA ID Number	Manifest Document Number	2. Page 1 of	1769459

GENERATOR

3. Generator's Name and Mailing Address	5. Generating Location (if different)
CPC PO BOX 87 Paw Creek, NC 28213	Colonial Pipeline Company 14108 Huntersville-Concord Rd. Paw Creek, NC 28078
4. Phone ( )	6. Phone ( )

7. Transporter #1 Company Name	8. US EPA ID Number	9. Transporter #1's Phone
10. Transporter #2 Company Name	11. US EPA ID Number	12. Transporter #2's Phone
13. Designated T/S/D Facility Name and Site Address CMS Landfill 5105 Morehead Rd Concord, NC 28027	14. US EPA ID Number 704-262-6371	15. Facility's Phone

16. Waste Shipping Name and Description	17. Republic Services Approval # and Exp. Date	18. Containers No.	18. Containers Type	19. Total Quantity	20. Unit Wt/Vol
a. contaminated soil	5010-20-12078 9/17/2021	1	DT	EST 20	T
b.				1933	
c.				38660	

21. Additional Descriptions for Materials Listed Above

Wood 103

22. Special Handling Instructions and Additional Information

Bill: STAT 100170

23. **GENERATOR'S CERTIFICATION:** I hereby certify that the above named material is not a hazardous waste as defined by 40 CFR 261 or any applicable state law, has been properly described, classified and packaged, and is in proper condition for transportation according to applicable regulations; AND, if this waste is a treatment residue of a previously restricted hazardous waste subject to the Land Disposal Restrictions. I certify and warrant that the waste has been treated in accordance with the requirements of 40 CFR 268 and is no longer a hazardous waste as defined by 40 CFR 261.

Printed/Typed Name	Signature	Month	Day	Year
Chad Spark	[signature]	10	15	20

TRANSPORTER

24. **Transporter #1:** Acknowledgement of Receipt of Materials

Printed/Typed Name	Signature	Month	Day	Year
Kenneth S Morris	[signature]	10	15	20

25. **Transporter #2:** Acknowledgement of Receipt of Materials

Printed/Typed Name	Signature	Month	Day	Year

T/S/D FACILITY

26. Discrepancy Indication Space

27. **Facility Owner or Operator:** Certification of receipt of waste materials covered by this manifest (except as noted in Item 19)

CMS LANDFILL 5105 MOREHEAD RD CONCORD, NC 28027 704-262-6371

Printed/Typed Name	Signature	Month	Day	Year
Kay	Kay	10	15	20

TRANSPORTER #2

REV 04/19

COM000033

RS-F15

SITE BFI/CMS LANDFILL 704-782-2004
5105 MOREHEAD RD CONCORD, NC 28025

CUSTOMER 100170
STAT INC
PO BOX 1443
LENOIR, NC 28645

Contract:50102012078
Generator:Colonial Pipeline Company

SITE Y6	TICKET # 1769450	CELL	
WEIGHMASTER	Keyona C.		
DATE/TIME IN	10/15/20 12:59 pm	DATE/TIME OUT	10/15/20 12:59 p
VEHICLE	stat138	CONTAINER	
REFERENCE	1041194		
BILL OF LADING			

SCALE IN	GROSS WEIGHT	70,020	NET TONS	19.84
TARE OUT	TARE WEIGHT	30,340	NET WEIGHT	39,680

INBOUND
INVOICE

QTY.	UNIT	DESCRIPTION	RATE	EXTENSION	TAX	TOTAL
0.00	YD	Tracking QTY				
19.84	tn	SW-CONT SOIL-ALT DAILY COVER Origin:MECKLENBURG 100%				

HARD HATS AND SAFETY VEST ARE REQUIRED WHEN EXITING YOUR VEHICLE

WHILE IN THE LANDFILL. IF YOU DO NOT HAVE THESE ITEMS YOU MAY BORROW

A SET FROM THE SCALE HOUSE. THANK YOU.

NET AMOUNT
TENDERED
CHANGE
CHECK#

The undersigned individual signing this document on behalf of Customer acknowledges that he or she has read and understands the terms and conditions on the reverse side and that he or she has the authority to sign this document on behalf of the customer.

RS-F042UPR (04/19)

SIGNATURE _____

REPUBLIC SERVICES

Please print or type.

NON-HAZARDOUS WASTE MANIFEST

1041194

1. Generator's US EPA ID Number	Manifest Document Number	2. Page 1 of
		1 of 1

GENERATOR

3. Generator's Name and Mailing Address
CPC
PO BOX 87
Paw Creek, NC 28213
4. Phone ( )

5. Generating Location (if different)
Colonial Pipeline Company
14108 Huntersville-Concord Rd.
Paw Creek, NC 28078
6. Phone ( )

7. Transporter #1 Company Name	8. US EPA ID Number	9. Transporter #1's Phone
10. Transporter #2 Company Name	**11. US EPA ID Number**	**12. Transporter #2's Phone**
13. Designated T/S/D Facility Name and Site Address	**14. US EPA ID Number**	**15. Facility's Phone**
CMS Landfill 5105 Morehead Rd Concord, NC 28027	704-262-6371	

16. Waste Shipping Name and Description	17. Republic Services Approval # and Exp. Date	18. Containers No.	18. Containers Type	19. Total Quantity	20. Unit Wt/Vol
a. contaminated soil	5010-20-12078 9/17/2021		DT		G
b.				1984	
c.				39180	

21. Additional Descriptions for Materials Listed Above
load 102

22. Special Handling Instructions and Additional Information
SIR: STAT 100179

23. **GENERATOR'S CERTIFICATION:** I hereby certify that the above named material is not a hazardous waste as defined by 40 CFR 261 or any applicable state law, has been properly described, classified and packaged, and is in proper condition for transportation according to applicable regulations; AND, if this waste is a treatment residue of a previously restricted hazardous waste subject to the Land Disposal Restrictions. I certify and warrant that the waste has been treated in accordance with the requirements of 40 CFR 268 and is no longer a hazardous waste as defined by 40 CFR 261.

Printed/Typed Name	Signature	Month	Day	Year
Chad Spatz		10	13	20

TRANSPORTER

24. **Transporter #1:** Acknowledgement of Receipt of Materials

Printed/Typed Name	Signature	Month	Day	Year
Cody Ward	Cody Ward	10	13	20

25. **Transporter #2:** Acknowledgement of Receipt of Materials

Printed/Typed Name	Signature	Month	Day	Year

T/S/D FACILITY

26. Discrepancy Indication Space

27. **Facility Owner or Operator:** Certification of receipt of waste materials covered by this manifest (except as noted in Item 19)
CMS LANDFILL 5105 MOREHEAD RD CONCORD, NC 28027 704-262-6371

Printed/Typed Name	Signature	Month	Day	Year
Kay	Kay	10	13	20

TRANSPORTER #2

LANDFILL 704-782-2004
MOREHEAD RD CONCORD, NC 28025

SITE	Y6
TICKET #	1769448
CELL	
WEIGHMASTER	Keyona C.
DATE/TIME IN	10/15/20 12:55 pm
DATE/TIME OUT	10/15/20 12:55
VEHICLE	stat162
CONTAINER	
REFERENCE	1041193
BILL OF LADING	

CUSTOMER 100170
STAT INC
PO BOX 1443
LENOIR, NC 28645

Contract:50102012078
Generator:Colonial Pipeline Company

SCALE IN	GROSS WEIGHT	50,660	NET TONS	9.98
TARE OUT	TARE WEIGHT	30,700	NET WEIGHT	19,960

INBOUND
INVOICE

QTY.	UNIT	DESCRIPTION	RATE	EXTENSION	TAX	TOTAL
0.00	YD	Tracking QTY				
9.98	tn	SW-CONT SOIL-ALT DAILY COVER Origin:MECKLENBURG 100%				

SAFETY LIVE
It's the Right Thing

HARD HATS AND SAFETY VEST ARE REQUIRED WHEN EXITING YOUR VEHICLE WHILE IN THE LANDFILL. IF YOU DO NOT HAVE THESE ITEMS YOU MAY BORROW A SET FROM THE SCALE HOUSE. THANK YOU.

NET AMOUNT
TENDERED
CHANGE
CHECK#

The undersigned individual signing this document on behalf of Customer acknowledges that he or she has read and understands the terms and conditions on the reverse side and that he or she has the authority to sign this document on behalf of the customer.

RS-F042UPR (04/19)

SIGNATURE _____

REPUBLIC SERVICES

Please print or type.

NON-HAZARDOUS WASTE MANIFEST

1041193

GENERATOR

1. Generator's US EPA ID Number	Manifest Document Number	2. Page 1 of

3. Generator's Name and Mailing Address
CPC
PO BOX 87
Paw Creek, NC 28213
4. Phone ( )

5. Generating Location (if different)
Colonial Pipeline Company
14108 Huntersville-Concord Rd.
Paw Creek, NC 28078
6. Phone ( )

7. Transporter #1 Company Name	8. US EPA ID Number	9. Transporter #1's Phone
10. Transporter #2 Company Name	11. US EPA ID Number	12. Transporter #2's Phone
13. Designated T/S/D Facility Name and Site Address	14. US EPA ID Number	15. Facility's Phone
CMS Landfill 5106 Morehead Rd Concord, NC 28027	704-262-6371	

16. Waste Shipping Name and Description	17. Republic Services Approval # and Exp. Date	18. Containers No.	18. Containers Type	19. Total Quantity	20. Unit Wt/Vol
a. contaminated soil	5010-20-12078 9/17/2021		DT		G
b.				09	98
c.				10	YD

21. Additional Descriptions for Materials Listed Above
Used Oil

TRK 162
TRL 1004

22. Special Handling Instructions and Additional Information
Bill: STAT 100178

23. **GENERATOR'S CERTIFICATION:** I hereby certify that the above named material is not a hazardous waste as defined by 40 CFR 261 or any applicable state law, has been properly described, classified and packaged, and is in proper condition for transportation according to applicable regulations; AND, if this waste is a treatment residue of a previously restricted hazardous waste subject to the Land Disposal Restrictions. I certify and warrant that the waste has been treated in accordance with the requirements of 40 CFR 268 and is no longer a hazardous waste as defined by 40 CFR 261.

Printed/Typed Name	Signature	Month	Day	Year
[illegible]		10	15	20

TRANSPORTER

24. **Transporter #1:** Acknowledgement of Receipt of Materials

Printed/Typed Name	Signature	Month	Day	Year
[illegible]		10	15	20

25. **Transporter #2:** Acknowledgement of Receipt of Materials

Printed/Typed Name	Signature	Month	Day	Year

T/S/D FACILITY

26. Discrepancy Indication Space

27. **Facility Owner or Operator:** Certification of receipt of waste materials covered by this manifest (except as noted in Item 19)
CMS LANDFILL 5106 MOREHEAD RD CONCORD, NC 28027 704-262-6371

Printed/Typed Name	Signature	Month	Day	Year
Kay	Kay	10	15	20

GENERATOR'S COPY

SITE
BFI/CMS LANDFILL 704-782-2004
5105 MOREHEAD RD CONCORD, NC 28025

CUSTOMER 100170
STAT INC
PO BOX 1443
LENOIR, NC 28645

Contract:50102012078
Generator:Colonial Pipeline Company

SITE	TICKET #	CELL
Y6	1769253	

WEIGHMASTER Keyona C.

DATE/TIME IN	DATE/TIME OUT
10/15/20 6:03 am	10/15/20 6:03 a

VEHICLE	CONTAINER
dt84	

REFERENCE 1041192

BILL OF LADING

SCALE IN GROSS WEIGHT 67,360 NET TONS 20.18
TARE OUT TARE WEIGHT 27,000 NET WEIGHT 40,360

INBOUND
INVOICE

QTY.	UNIT	DESCRIPTION	RATE	EXTENSION	TAX	TOTAL
0.00	YD	Tracking QTY				
20.18	tn	SW-CONT SOIL-ALT DAILY COVER Origin:MECKLENBURG 100%				



HARD HATS AND SAFETY VEST ARE REQUIRED WHEN EXITING YOUR VEHICLE

WHILE IN THE LANDFILL. IF YOU DO NOT HAVE THESE ITEMS YOU MAY BORROW

A SET FROM THE SCALE HOUSE. THANK YOU.

NET AMOUNT
TENDERED
CHANGE
CHECK#

The undersigned individual signing this document on behalf of Customer acknowledges that he or she has read and understands the terms and conditions on the reverse side and that he or she has the authority to sign this document on behalf of the customer.

RS-F042UPR (04/19)

SIGNATURE _____

REPUBLIC SERVICES

Please print or type.

NON-HAZARDOUS WASTE MANIFEST

1041192

1. Generator's US EPA ID Number	Manifest Document Number	2. Page 1 of

GENERATOR

3. Generator's Name and Mailing Address
CFC
PO BOX 87
Paw Creek, NC 28213
4. Phone ( )

5. Generating Location (if different)
Colonial Pipeline Company
14108 Huntersville-Concord Rd.
Paw Creek, NC 28078
6. Phone ( )

7. Transporter #1 Company Name	8. US EPA ID Number	9. Transporter #1's Phone
10. Transporter #2 Company Name	11. US EPA ID Number	12. Transporter #2's Phone
13. Designated T/S/D Facility Name and Site Address CMS Landfill 5105 Morehead Rd Concord, NC 28027	14. US EPA ID Number 704-262-6371	15. Facility's Phone

16. Waste Shipping Name and Description	17. Republic Services Approval # and Exp. Date	18. Containers No.	18. Containers Type	19. Total Quantity	20. Unit Wt/Vol
a. contaminated soil	5010-20-12078 9/17/2021		DT		G
b.				4018	
c.				40220	

21. Additional Descriptions for Materials Listed Above
Lad 100

22. Special Handling Instructions and Additional Information
BM: STAT 100170

23. **GENERATOR'S CERTIFICATION:** I hereby certify that the above named material is not a hazardous waste as defined by 40 CFR 261 or any applicable state law, has been properly described, classified and packaged, and is in proper condition for transportation according to applicable regulations; AND, if this waste is a treatment residue of a previously restricted hazardous waste subject to the Land Disposal Restrictions. I certify and warrant that the waste has been treated in accordance with the requirements of 40 CFR 268 and is no longer a hazardous waste as defined by 40 CFR 261.

Printed/Typed Name	Signature	Month	Day	Year

TRANSPORTER

24. **Transporter #1:** Acknowledgement of Receipt of Materials

Printed/Typed Name	Signature	Month	Day	Year

25. **Transporter #2:** Acknowledgement of Receipt of Materials

Printed/Typed Name	Signature	Month	Day	Year

T/S/D FACILITY

26. Discrepancy Indication Space

27. **Facility Owner or Operator:** Certification of receipt of waste materials covered by this manifest (except as noted in Item 19)
CMS LANDFILL 5105 MOREHEAD RD CONCORD, NC 28027 704-262-6371

Printed/Typed Name	Signature	Month	Day	Year
Kay	Kay	10	20	

REV 04/19

GENERATOR'S COPY

COM000033

SITE BFI/CMS LANDFILL 704-782-2004
5105 MOREHEAD RD CONCORD, NC 28025

CUSTOMER 100170
STAT INC
PO BOX 1443
LENOIR, NC 28645

Contract:50102012078
Generator:Colonial Pipeline Company

SITE	Y6	TICKET #	1769618	CELL	
WEIGHMASTER	Keyona C.				
DATE/TIME IN	10/16/20 8:40 am	DATE/TIME OUT	10/16/20 8:40 a		
VEHICLE	stat163	CONTAINER			
REFERENCE	1041199				
BILL OF LADING					

SCALE IN GROSS WEIGHT 77,380 NET TONS 23.45 INBOUND
TARE OUT TARE WEIGHT 30,480 NET WEIGHT 46,900 INVOICE

QTY.	UNIT	DESCRIPTION	RATE	EXTENSION	TAX	TOTAL
0.00	YD	Tracking QTY				
23.45	tn	SW-CONT SOIL-ALT DAILY COVER Origin:MECKLENBURG 100%				



HARD HATS AND SAFETY VEST ARE REQUIRED WHEN EXITING YOUR VEHICLE

WHILE IN THE LANDFILL. IF YOU DO NOT HAVE THESE ITEMS YOU MAY BORROW

A SET FROM THE SCALE HOUSE. THANK YOU.

NET AMOUNT
TENDERED
CHANGE
CHECK#

The undersigned individual signing this document on behalf of Customer acknowledges that he or she has read and understands the terms and conditions on the reverse side and that he or she has the authority to sign this document on behalf of the customer.

RS-F042UPR (04/19)

SIGNATURE _____

REPUBLIC SERVICES

NON-HAZARDOUS WASTE MANIFEST

1041199

Please print or type.

1. Generator's US EPA ID Number	Manifest Document Number	2. Page 1 of
		1 of 1

GENERATOR

3. Generator's Name and Mailing Address	5. Generating Location (if different)
CPC PO BOX 87 Paw Creek, NC 28213 4. Phone ( )	Colonial Pipeline Company 14108 Huntersville-Concord Rd. Paw Creek, NC 28078 6. Phone ( )

7. Transporter #1 Company Name	8. US EPA ID Number	9. Transporter #1's Phone

10. Transporter #2 Company Name	11. US EPA ID Number	12. Transporter #2's Phone

13. Designated T/S/D Facility Name and Site Address	14. US EPA ID Number	15. Facility's Phone
CMS Landfill 5105 Morehead Rd Concord, NC 28027	704-262-6371	

16. Waste Shipping Name and Description	17. Republic Services Approval # and Exp. Date	18. Containers No.	18. Containers Type	19. Total Quantity	20. Unit Wt/Vol
a. contaminated soil	5010-20-12078 9/17/2021				
b.				2345	
c.				46900	

21. Additional Descriptions for Materials Listed Above

lod 07

22. Special Handling Instructions and Additional Information

Bill: STAT 100170

23. **GENERATOR'S CERTIFICATION:** I hereby certify that the above named material is not a hazardous waste as defined by 40 CFR 261 or any applicable state law, has been properly described, classified and packaged, and is in proper condition for transportation according to applicable regulations; AND, if this waste is a treatment residue of a previously restricted hazardous waste subject to the Land Disposal Restrictions. I certify and warrant that the waste has been treated in accordance with the requirements of 40 CFR 268 and is no longer a hazardous waste as defined by 40 CFR 261.

Printed/Typed Name	Signature	Month	Day	Year
Rod York		10	15	20

TRANSPORTER

24. **Transporter #1:** Acknowledgement of Receipt of Materials

Printed/Typed Name	Signature	Month	Day	Year
TODD LAIL	Todd Lail	10	15	20

25. **Transporter #2:** Acknowledgement of Receipt of Materials

Printed/Typed Name	Signature	Month	Day	Year

T/S/D FACILITY

26. Discrepancy Indication Space

27. **Facility Owner or Operator:** Certification of receipt of waste materials covered by this manifest (except as noted in Item 19)

CMS LANDFILL 5105 MOREHEAD RD CONCORD, NC 28027 704-262-6371

Printed/Typed Name	Signature	Month	Day	Year
Kay	Kay	10	16	20

TRANSPORTER #2

SITE
BFI/CMS LANDFILL 704-782-2004
5105 MOREHEAD RD CONCORD, NC 28025

CUSTOMER 100170
STAT INC
PO BOX 1443
LENOIR, NC 28645

Contract:50102012078
Generator:Colonial Pipeline Company

SITE Y6	TICKET # 1769633	CELL	
WEIGHMASTER	Keyona C.		
DATE/TIME IN	10/16/20 8:43 am	DATE/TIME OUT	10/16/20 9:18 a
VEHICLE	stat148	CONTAINER	
REFERENCE	1041200		
BILL OF LADING			

SCALE IN	GROSS WEIGHT	77,280	NET TONS	23.54
SCALE OUT	TARE WEIGHT	30,200	NET WEIGHT	47,080

INBOUND
INVOICE

QTY.	UNIT	DESCRIPTION	RATE	EXTENSION	TAX	TOTAL
0.00	YD	Tracking QTY				
23.54	tn	SW-CONT SOIL-ALT DAILY COVER Origin:MECKLENBURG 100%				



HARD HATS AND SAFETY VEST ARE REQUIRED WHEN EXITING YOUR VEHICLE

WHILE IN THE LANDFILL. IF YOU DO NOT HAVE THESE ITEMS YOU MAY BORROW

A SET FROM THE SCALE HOUSE. THANK YOU.

NET AMOUNT
TENDERED
CHANGE
CHECK#

The undersigned individual signing this document on behalf of Customer acknowledges that he or she has read and understands the terms and conditions on the reverse side and that he or she has the authority to sign this document on behalf of the customer.

RS-F042UPR (04/19)

SIGNATURE _____

REPUBLIC SERVICES

Please print or type.

NON-HAZARDOUS WASTE MANIFEST

1041200

1. Generator's US EPA ID Number	Manifest Document Number	2. Page 1 of

GENERATOR

3. Generator's Name and Mailing Address	5. Generating Location (if different)
CPC PO BOX 87 Paw Creek, NC 28213 4. Phone ( )	Colonial Pipeline Company 14108 Huntersville-Concord Rd. Paw Creek, NC 28078 6. Phone ( )

7. Transporter #1 Company Name	8. US EPA ID Number	9. Transporter #1's Phone

10. Transporter #2 Company Name	11. US EPA ID Number	12. Transporter #2's Phone

13. Designated T/S/D Facility Name and Site Address	14. US EPA ID Number	15. Facility's Phone
CMS Landfill 5105 Morehead Rd Concord, NC 28027	704-262-6371	

16. Waste Shipping Name and Description	17. Republic Services Approval # and Exp. Date	18. Containers No.	18. Containers Type	19. Total Quantity	20. Unit Wt/Vol
a. contaminated soil	5010-20-12078 9/17/2021				
b.				3924	
c.				4nc80	

21. Additional Descriptions for Materials Listed Above

Load 108

22. Special Handling Instructions and Additional Information

Bill: STAT 100176

23. **GENERATOR'S CERTIFICATION:** I hereby certify that the above named material is not a hazardous waste as defined by 40 CFR 261 or any applicable state law, has been properly described, classified and packaged, and is in proper condition for transportation according to applicable regulations; AND, if this waste is a treatment residue of a previously restricted hazardous waste subject to the Land Disposal Restrictions. I certify and warrant that the waste has been treated in accordance with the requirements of 40 CFR 268 and is no longer a hazardous waste as defined by 40 CFR 261.

Printed/Typed Name	Signature	Month	Day	Year
		10	15	20

TRANSPORTER

24. **Transporter #1:** Acknowledgement of Receipt of Materials

Printed/Typed Name	Signature	Month	Day	Year
James Robison		10	15	20

25. **Transporter #2:** Acknowledgement of Receipt of Materials

Printed/Typed Name	Signature	Month	Day	Year

T/S/D FACILITY

26. Discrepancy Indication Space

27. **Facility Owner or Operator:** Certification of receipt of waste materials covered by this manifest (except as noted in Item 19)

CMS LANDFILL 5105 MOREHEAD RD CONCORD, NC 28027 704-262-6371

Printed/Typed Name	Signature	Month	Day	Year
Kay	Kay	10	16	20

SITE BFI/CMS LANDFILL 704-782-2004
5105 MOREHEAD RD CONCORD, NC 28025

CUSTOMER 100170
STAT INC
PO BOX 1443
LENOIR, NC 28645

Contract:50102012078
Generator:Colonial Pipeline Company

SITE	Y6	TICKET #	1769592
CELL			
WEIGHMASTER	Keyona C.		
DATE/TIME IN	10/16/20 7:38 am	DATE/TIME OUT	10/16/20 7:38 a
VEHICLE	stat162	CONTAINER	
REFERENCE	1041201		
BILL OF LADING			

SCALE IN GROSS WEIGHT 79,740 NET TONS 24.52
TARE OUT TARE WEIGHT 30,700 NET WEIGHT 49,040

INBOUND
INVOICE

QTY.	UNIT	DESCRIPTION	RATE	EXTENSION	TAX	TOTAL
0.00	YD	Tracking QTY				
24.52	tn	SW-CONT SOIL-ALT DAILY COVER Origin:MECKLENBURG 100%				

HARD HATS AND SAFETY VEST ARE REQUIRED WHEN EXITING YOUR VEHICLE

WHILE IN THE LANDFILL. IF YOU DO NOT HAVE THESE ITEMS YOU MAY BORROW

A SET FROM THE SCALE HOUSE. THANK YOU.

NET AMOUNT
TENDERED
CHANGE
CHECK#

The undersigned individual signing this document on behalf of Customer acknowledges that he or she has read and understands the terms and conditions on the reverse side and that he or she has the authority to sign this document on behalf of the customer.

RS-F042UPR (04/19)

SIGNATURE _____

REPUBLIC SERVICES

Please print or type.

NON-HAZARDOUS WASTE MANIFEST

1041201

1. Generator's US EPA ID Number	Manifest Document Number	2. Page 1 of	14169592

GENERATOR

3. Generator's Name and Mailing Address	5. Generating Location (if different)
CPC PO BOX 87 Paw Creek, NC 28213	Colonial Pipeline Company 14108 Huntersville-Concord Rd. Paw Creek, NC 28078
4. Phone ( )	6. Phone ( )

7. Transporter #1 Company Name	8. US EPA ID Number	9. Transporter #1's Phone
10. Transporter #2 Company Name	11. US EPA ID Number	12. Transporter #2's Phone
13. Designated T/S/D Facility Name and Site Address CMS Landfill 5105 Morehead Rd Concord, NC 28027	14. US EPA ID Number 704-262-6371	15. Facility's Phone

16. Waste Shipping Name and Description	17. Republic Services Approval # and Exp. Date	18. Containers No.	18. Containers Type	19. Total Quantity	20. Unit Wt/Vol
a. contaminated soil 5010-20-12078	9/17/2021				
b.					45
c.					49040

21. Additional Descriptions for Materials Listed Above

Load 109

TRK 162
TRL 1004

22. Special Handling Instructions and Additional Information

BIN: STAT 100170

23. **GENERATOR'S CERTIFICATION:** I hereby certify that the above named material is not a hazardous waste as defined by 40 CFR 261 or any applicable state law, has been properly described, classified and packaged, and is in proper condition for transportation according to applicable regulations; AND, if this waste is a treatment residue of a previously restricted hazardous waste subject to the Land Disposal Restrictions. I certify and warrant that the waste has been treated in accordance with the requirements of 40 CFR 268 and is no longer a hazardous waste as defined by 40 CFR 261.

Printed/Typed Name	Signature	Month	Day	Year
[illegible]	[signature]	10	15	20

TRANSPORTER

24. **Transporter #1:** Acknowledgement of Receipt of Materials

Printed/Typed Name	Signature	Month	Day	Year
ISRAEL TRIPLETT	[signature]	10	15	20

25. **Transporter #2:** Acknowledgement of Receipt of Materials

Printed/Typed Name	Signature	Month	Day	Year

T/S/D FACILITY

26. Discrepancy Indication Space

27. **Facility Owner or Operator:** Certification of receipt of waste materials covered by this manifest (except as noted in Item 19)

CMS LANDFILL 5105 MOREHEAD RD CONCORD, NC 28027 704-262-6371

Printed/Typed Name	Signature	Month	Day	Year
Kay	Kay	10	16	20

REV 04/19

GENERATOR'S COPY

COM000033
RS-F15

SITE BFI/CMS LANDFILL 704-782-2004
5105 MOREHEAD RD CONCORD, NC 28025

CUSTOMER 100170
STAT INC
PO BOX 1443
LENOIR, NC 28645

Contract:50102012078
Generator:Colonial Pipeline Company

SITE	Y6	TICKET #	1769581
CELL			
WEIGHMASTER	Keyona C.		
DATE/TIME IN	10/16/20 7:09 am	DATE/TIME OUT	10/16/20 7:09 a
VEHICLE	STAT131	CONTAINER	
REFERENCE	1041202		
BILL OF LADING			

SCALE IN	GROSS WEIGHT	79,280	NET TONS	24.79
TARE OUT	TARE WEIGHT	29,700	NET WEIGHT	49,580

INBOUND
INVOICE

QTY.	UNIT	DESCRIPTION	RATE	EXTENSION	TAX	TOTAL
0.00	YD	Tracking QTY				
24.79	tn	SW-CONT SOIL-ALT DAILY COVER Origin:MECKLENBURG 100%				

HARD HATS AND SAFETY VEST ARE REQUIRED WHEN EXITING YOUR VEHICLE

WHILE IN THE LANDFILL. IF YOU DO NOT HAVE THESE ITEMS YOU MAY BORROW

A SET FROM THE SCALE HOUSE. THANK YOU.

NET AMOUNT
TENDERED
CHANGE
CHECK#

The undersigned individual signing this document on behalf of Customer acknowledges that he or she has read and understands the terms and conditions on the reverse side and that he or she has the authority to sign this document on behalf of the customer.

RS-F042UPR (04/19)

SIGNATURE _____

REPUBLIC SERVICES

Please print or type.

NON-HAZARDOUS WASTE MANIFEST

1041202

GENERATOR

1. Generator's US EPA ID Number	Manifest Document Number	2. Page 1 of	
			1167581

3. Generator's Name and Mailing Address
CPC
PO BOX 67
Paw Creek, NC 28213
4. Phone ( )

5. Generating Location (if different)
Colonial Pipeline Company
14108 Huntersville-Concord Rd.
Paw Creek, NC 28078
6. Phone ( )

7. Transporter #1 Company Name	8. US EPA ID Number	9. Transporter #1's Phone
10. Transporter #2 Company Name	11. US EPA ID Number	12. Transporter #2's Phone
13. Designated T/S/D Facility Name and Site Address	14. US EPA ID Number	15. Facility's Phone
CMS Landfill 5105 Morehead Rd Concord, NC 28027		704-262-6371

16. Waste Shipping Name and Description	17. Republic Services Approval # and Exp. Date	18. Containers No.	18. Containers Type	19. Total Quantity	20. Unit Wt/Vol
a. contaminated soil	5010-20-12078 9/17/2021				
b. NJ				24/119	
c.				49580	

21. Additional Descriptions for Materials Listed Above
Used Oil

22. Special Handling Instructions and Additional Information
BM: STAT 100170

23. **GENERATOR'S CERTIFICATION:** I hereby certify that the above named material is not a hazardous waste as defined by 40 CFR 261 or any applicable state law, has been properly described, classified and packaged, and is in proper condition for transportation according to applicable regulations; AND, if this waste is a treatment residue of a previously restricted hazardous waste subject to the Land Disposal Restrictions. I certify and warrant that the waste has been treated in accordance with the requirements of 40 CFR 268 and is no longer a hazardous waste as defined by 40 CFR 261.

Printed/Typed Name	Signature	Month	Day	Year
Chad Sparks		10	15	20

TRANSPORTER

24. **Transporter #1:** Acknowledgement of Receipt of Materials

Printed/Typed Name	Signature	Month	Day	Year
Cory Combs	Cory Combs	10	15	20

25. **Transporter #2:** Acknowledgement of Receipt of Materials

Printed/Typed Name	Signature	Month	Day	Year

T/S/D FACILITY

26. Discrepancy Indication Space

27. **Facility Owner or Operator:** Certification of receipt of waste materials covered by this manifest (except as noted in Item 19)
CMS LANDFILL 5105 MOREHEAD RD CONCORD, NC 28027 704-262-6371

Printed/Typed Name	Signature	Month	Day	Year
Kay	Kay	11	16	20

REV 04/19

TRANSPORTER #1

COM000033
RS-F15

SITE BFI/CMS LANDFILL 704-782-2004
5105 MOREHEAD RD CONCORD, NC 28025

CUSTOMER 100170
STAT INC
PO BOX 1443
LENOIR, NC 28645

Contract:50102012078
Generator:Colonial Pipeline Company

SITE	6
TICKET #	1769668
CELL	
WEIGHMASTER	Aly G.
DATE/TIME IN	10/16/20 10:33 am
DATE/TIME OUT	10/16/20 10:33 a
VEHICLE	STAT80
CONTAINER	
REFERENCE	1041203
BILL OF LADING	

SCALE IN GROSS WEIGHT 55,520 NET TONS 13.55
TARE OUT TARE WEIGHT 28,420 NET WEIGHT 27,100

INBOUND
INVOICE

QTY.	UNIT	DESCRIPTION	RATE	EXTENSION	TAX	TOTAL
0.00	YD	Tracking QTY				
13.55	tn	SW-CONT SOIL-ALT DAILY COVER Origin:MECKLENBURG 100%				



HARD HATS AND SAFETY VEST ARE REQUIRED WHEN EXITING YOUR VEHICLE

WHILE IN THE LANDFILL. IF YOU DO NOT HAVE THESE ITEMS YOU MAY BORROW

A SET FROM THE SCALE HOUSE. THANK YOU.

NET AMOUNT
TENDERED
CHANGE
CHECK#

The undersigned individual signing this document on behalf of Customer acknowledges that he or she has read and understands the terms and conditions on the reverse side and that he or she has the authority to sign this document on behalf of the customer.

RS-F042UPR (07/12)

SIGNATURE _____

REPUBLIC SERVICES

Please print or type.

NON-HAZARDOUS WASTE MANIFEST

1041203

1. Generator's US EPA ID Number	Manifest Document Number	2. Page 1 of	
			1769608

GENERATOR

3. Generator's Name and Mailing Address
CPC
PO BOX 87
Paw Creek, NC 28213
4. Phone ( )

5. Generating Location (if different)
Colonial Pipeline Company
14108 Huntersville-Concord Rd.
Paw Creek, NC 28078
6. Phone ( )

7. Transporter #1 Company Name	8. US EPA ID Number	9. Transporter #1's Phone
10. Transporter #2 Company Name	**11. US EPA ID Number**	**12. Transporter #2's Phone**
13. Designated T/S/D Facility Name and Site Address	**14. US EPA ID Number**	**15. Facility's Phone**
CMS Landfill 5105 Morehead Rd Concord, NC 28027		704-262-6371

16. Waste Shipping Name and Description	17. Republic Services Approval # and Exp. Date	18. Containers No.	18. Containers Type	19. Total Quantity	20. Unit Wt/Vol
a. contaminated soil	5010-20-12078 9/17/2021		DT	6st 20	T G
b.				13 55	
c.				27 100	

21. Additional Descriptions for Materials Listed Above
Landfill

22. Special Handling Instructions and Additional Information
BM: STAT 100179

23. **GENERATOR'S CERTIFICATION:** I hereby certify that the above named material is not a hazardous waste as defined by 40 CFR 261 or any applicable state law, has been properly described, classified and packaged, and is in proper condition for transportation according to applicable regulations; AND, if this waste is a treatment residue of a previously restricted hazardous waste subject to the Land Disposal Restrictions. I certify and warrant that the waste has been treated in accordance with the requirements of 40 CFR 268 and is no longer a hazardous waste as defined by 40 CFR 261.

Printed/Typed Name	Signature	Month	Day	Year
Ned Parks		10	16	20

TRANSPORTER

24. **Transporter #1:** Acknowledgement of Receipt of Materials

Printed/Typed Name	Signature	Month	Day	Year
Kenneth S Mock		10	16	20

25. **Transporter #2:** Acknowledgement of Receipt of Materials

Printed/Typed Name	Signature	Month	Day	Year

T/S/D FACILITY

26. Discrepancy Indication Space

27. **Facility Owner or Operator:** Certification of receipt of waste materials covered by this manifest (except as noted in Item 19)
CMS LANDFILL 5105 MOREHEAD RD CONCORD, NC 28027 704-262-6371

Printed/Typed Name	Signature	Month	Day	Year
Any	Any	10	16	20

REV 04/19

TRANSPORTER #2

COM000033
RS-F15

SITE BFI/CMS LANDFILL 704-782-2004
5105 MOREHEAD RD CONCORD, NC 28025

CUSTOMER 100170
STAT INC
PO BOX 1443
LENOIR, NC 28645

Contract:50102012078
Generator:Colonial Pipeline Company

SITE	Y6
TICKET #	1769688
CELL	
WEIGHMASTER	Aly G.
DATE/TIME IN	10/16/20 11:17 am
DATE/TIME OUT	10/16/20 11:17 a
VEHICLE	stat140
CONTAINER	
REFERENCE	1041204
BILL OF LADING	

SCALE IN	GROSS WEIGHT	72,960	NET TONS	22.24
TARE OUT	TARE WEIGHT	28,480	NET WEIGHT	44,480

INBOUND
INVOICE

QTY.	UNIT	DESCRIPTION	RATE	EXTENSION	TAX	TOTAL
0.00	YD	Tracking QTY				
22.24	tn	SW-CONT SOIL-ALT DAILY COVER Origin:MECKLENBURG 100%				

HARD HATS AND SAFETY VEST ARE REQUIRED WHEN EXITING YOUR VEHICLE

WHILE IN THE LANDFILL. IF YOU DO NOT HAVE THESE ITEMS YOU MAY BORROW

A SET FROM THE SCALE HOUSE. THANK YOU.

NET AMOUNT
TENDERED
CHANGE
CHECK#

The undersigned individual signing this document on behalf of Customer acknowledges that he or she has read and understands the terms and conditions on the reverse side and that he or she has the authority to sign this document on behalf of the customer.

RS-F042UPR (04/19)

SIGNATURE _____

REPUBLIC SERVICES

Please print or type.

NON-HAZARDOUS WASTE MANIFEST

1041204

1. Generator's US EPA ID Number	Manifest Document Number	2. Page 1 of	
			7491688

GENERATOR

3. Generator's Name and Mailing Address
CPC
PO BOX 87
Paw Creek, NC 28213
4. Phone ( )

5. Generating Location (if different)
Colonial Pipeline Company
14108 Huntersville-Concord Rd.
Paw Creek, NC 28078
6. Phone ( )

7. Transporter #1 Company Name	8. US EPA ID Number	9. Transporter #1's Phone
10. Transporter #2 Company Name	11. US EPA ID Number	12. Transporter #2's Phone
13. Designated T/S/D Facility Name and Site Address	14. US EPA ID Number	15. Facility's Phone
CMS Landfill 5105 Morehead Rd Concord, NC 28027		704-262-6371

16. Waste Shipping Name and Description	17. Republic Services Approval # and Exp. Date	18. Containers No.	18. Containers Type	19. Total Quantity	20. Unit Wt/Vol
a. contaminated soil	5010-20-12078 9/17/2021		DT		G
b.				22	24
c.				44	480

21. Additional Descriptions for Materials Listed Above
Load 112

22. Special Handling Instructions and Additional Information
SIE: STAT 100170

23. **GENERATOR'S CERTIFICATION:** I hereby certify that the above named material is not a hazardous waste as defined by 40 CFR 261 or any applicable state law, has been properly described, classified and packaged, and is in proper condition for transportation according to applicable regulations; AND, if this waste is a treatment residue of a previously restricted hazardous waste subject to the Land Disposal Restrictions. I certify and warrant that the waste has been treated in accordance with the requirements of 40 CFR 268 and is no longer a hazardous waste as defined by 40 CFR 261.

Printed/Typed Name	Signature	Month	Day	Year
Chad Sparks		10	16	20

TRANSPORTER

24. **Transporter #1:** Acknowledgement of Receipt of Materials

Printed/Typed Name	Signature	Month	Day	Year
DEAN BUMGARNER		10	16	20

25. **Transporter #2:** Acknowledgement of Receipt of Materials

Printed/Typed Name	Signature	Month	Day	Year

T/S/D FACILITY

26. Discrepancy Indication Space

27. **Facility Owner or Operator:** Certification of receipt of waste materials covered by this manifest (except as noted in Item 19)
CMS LANDFILL 5105 MOREHEAD RD CONCORD, NC 28027 704-262-6371

Printed/Typed Name	Signature	Month	Day	Year
Any	Any	10	16	20

REV 04/19

TRANSPORTER #2

COM000033
RS-F15

SITE BFI/CMS LANDFILL 704-782-2004
5105 MOREHEAD RD CONCORD, NC 28025

CUSTOMER 100170
STAT INC
PO BOX 1443
LENOIR, NC 28645

Contract:50102012078
Generator:Colonial Pipeline Company

SITE	Y6	TICKET #	1769674
CELL			
WEIGHMASTER	Keyona C.		
DATE/TIME IN	10/16/20 10:45 am	DATE/TIME OUT	10/16/20 10:45 a
VEHICLE	stat160	CONTAINER	
REFERENCE	1041205		
BILL OF LADING			

SCALE IN	GROSS WEIGHT	77,620	NET TONS	22.85
TARE OUT	TARE WEIGHT	31,920	NET WEIGHT	45,700

INBOUND
INVOICE

QTY.	UNIT	DESCRIPTION	RATE	EXTENSION	TAX	TOTAL
0.00	YD	Tracking QTY				
22.85	tn	SW-CONT SOIL-ALT DAILY COVER Origin:MECKLENBURG 100%				

HARD HATS AND SAFETY VEST ARE REQUIRED WHEN EXITING YOUR VEHICLE

WHILE IN THE LANDFILL. IF YOU DO NOT HAVE THESE ITEMS YOU MAY BORROW

A SET FROM THE SCALE HOUSE. THANK YOU.

NET AMOUNT
TENDERED
CHANGE
CHECK#

The undersigned individual signing this document on behalf of Customer acknowledges that he or she has read and understands the terms and conditions on the reverse side and that he or she has the authority to sign this document on behalf of the customer.

RS-F042UPR (04/19)

SIGNATURE _____

REPUBLIC SERVICES

Please print or type.

NON-HAZARDOUS WASTE MANIFEST

1041205

1. Generator's US EPA ID Number	Manifest Document Number	2. Page 1 of	1 of 1

GENERATOR

3. Generator's Name and Mailing Address
CPC
PO BOX 87
Paw Creek, NC 28213

4. Phone ( )

5. Generating Location (if different)
Colonial Pipeline Company
14108 Huntersville-Concord Rd.
Paw Creek, NC 28078

6. Phone ( )

7. Transporter #1 Company Name	8. US EPA ID Number	9. Transporter #1's Phone
10. Transporter #2 Company Name	11. US EPA ID Number	12. Transporter #2's Phone
13. Designated T/S/D Facility Name and Site Address CMS Landfill 5105 Morehead Rd Concord, NC 28027	14. US EPA ID Number 704-262-6371	15. Facility's Phone

16. Waste Shipping Name and Description	17. Republic Services Approval # and Exp. Date	18. Containers No.	18. Containers Type	19. Total Quantity	20. Unit Wt/Vol
a. contaminated soil	5010-20-12078 9/17/2021				
b.				25	85
c.				45	700

21. Additional Descriptions for Materials Listed Above

load 113

22. Special Handling Instructions and Additional Information

BIII: STAT 100170

23. **GENERATOR'S CERTIFICATION:** I hereby certify that the above named material is not a hazardous waste as defined by 40 CFR 261 or any applicable state law, has been properly described, classified and packaged, and is in proper condition for transportation according to applicable regulations; AND, if this waste is a treatment residue of a previously restricted hazardous waste subject to the Land Disposal Restrictions. I certify and warrant that the waste has been treated in accordance with the requirements of 40 CFR 268 and is no longer a hazardous waste as defined by 40 CFR 261.

Printed/Typed Name	Signature	Month	Day	Year
Chad Sparks	[signature]	10	16	20

TRANSPORTER

24. **Transporter #1:** Acknowledgement of Receipt of Materials

Printed/Typed Name	Signature	Month	Day	Year
Maurice Wilson	Maurice Wilson	10	16	20

25. **Transporter #2:** Acknowledgement of Receipt of Materials

Printed/Typed Name	Signature	Month	Day	Year

T/S/D FACILITY

26. Discrepancy Indication Space

27. **Facility Owner or Operator:** Certification of receipt of waste materials covered by this manifest (except as noted in Item 19)
CMS LANDFILL 5105 MOREHEAD RD CONCORD, NC 28027 704-262-6371

Printed/Typed Name	Signature	Month	Day	Year
Kay	Kay	10	16	20

REV 04/19

TRANSPORTER #2

COM000033
RS-F15

SITE BFI/CMS LANDFILL 704-782-2004
5105 MOREHEAD RD CONCORD, NC 28025

CUSTOMER 100170
STAT INC
PO BOX 1443
LENOIR, NC 28645

Contract:50102012078
Generator:Colonial Pipeline Company

SITE	Y6	TICKET #	1769745
CELL			
WEIGHMASTER	Keyona C.		
DATE/TIME IN	10/16/20 1:21 pm	DATE/TIME OUT	10/16/20 1:21 p
VEHICLE	STAT131	CONTAINER	
REFERENCE	1041206		
BILL OF LADING			

SCALE IN GROSS WEIGHT 73,460 NET TONS 21.88
TARE OUT TARE WEIGHT 29,700 NET WEIGHT 43,760

INBOUND
INVOICE

QTY.	UNIT	DESCRIPTION	RATE	EXTENSION	TAX	TOTAL
0.00	YD	Tracking QTY				
21.88	tn	SW-CONT SOIL-ALT DAILY COVER Origin:MECKLENBURG 100%				



HARD HATS AND SAFETY VEST ARE REQUIRED WHEN EXITING YOUR VEHICLE

WHILE IN THE LANDFILL. IF YOU DO NOT HAVE THESE ITEMS YOU MAY BORROW

A SET FROM THE SCALE HOUSE. THANK YOU.

NET AMOUNT

TENDERED

CHANGE

CHECK#

The undersigned individual signing this document on behalf of Customer acknowledges that he or she has read and understands the terms and conditions on the reverse side and that he or she has the authority to sign this document on behalf of the customer.

RS-F042UPR (04/19)

SIGNATURE _____

REPUBLIC SERVICES

Please print or type.

NON-HAZARDOUS WASTE MANIFEST

1041206

GENERATOR

1. Generator's US EPA ID Number | Manifest Document Number | 2. Page 1 of

3. Generator's Name and Mailing Address
CPC
PO BOX 87
Paw Creek, NC 28213
4. Phone ( )

5. Generating Location (if different)
Colonial Pipeline Company
14108 Huntersville-Concord Rd.
Paw Creek, NC 28078
6. Phone ( )

7. Transporter #1 Company Name | 8. US EPA ID Number | 9. Transporter #1's Phone

10. Transporter #2 Company Name | 11. US EPA ID Number | 12. Transporter #2's Phone

13. Designated T/S/D Facility Name and Site Address
CMS Landfill 5105 Morehead Rd Concord, NC 28027

14. US EPA ID Number
704-262-6371

15. Facility's Phone

16. Waste Shipping Name and Description	17. Republic Services Approval # and Exp. Date	18. Containers No.	18. Containers Type	19. Total Quantity	20. Unit Wt/Vol
a. contaminated soil	5010-20-12078 9/17/2021		DT		G
b.				188	
c.				42760	

21. Additional Descriptions for Materials Listed Above
Wood 114

22. Special Handling Instructions and Additional Information
BIL: STAT 100170

23. **GENERATOR'S CERTIFICATION:** I hereby certify that the above named material is not a hazardous waste as defined by 40 CFR 261 or any applicable state law, has been properly described, classified and packaged, and is in proper condition for transportation according to applicable regulations; AND, if this waste is a treatment residue of a previously restricted hazardous waste subject to the Land Disposal Restrictions. I certify and warrant that the waste has been treated in accordance with the requirements of 40 CFR 268 and is no longer a hazardous waste as defined by 40 CFR 261.

Printed/Typed Name: Chad Sprinkle | Signature | Month 10 | Day 16 | Year 20

TRANSPORTER

24. **Transporter #1:** Acknowledgement of Receipt of Materials
Printed/Typed Name: Cory Powers | Signature | Month 10 | Day 16 | Year 20

25. **Transporter #2:** Acknowledgement of Receipt of Materials
Printed/Typed Name | Signature | Month | Day | Year

T/S/D FACILITY

26. Discrepancy Indication Space

27. **Facility Owner or Operator:** Certification of receipt of waste materials covered by this manifest (except as noted in Item 19)
CMS LANDFILL 5105 MOREHEAD RD CONCORD, NC 28027 704-262-6371

Printed/Typed Name: Kay | Signature: Kay | Month 10 | Day 16 | Year 20

REV 04/19

TRANSPORTER #1

COM000033
RS-F15

SITE BFI/CMS LANDFILL 704-782-2004
5105 MOREHEAD RD CONCORD, NC 28025

CUSTOMER 100170
STAT INC
PO BOX 1443
LENOIR, NC 28645

Contract:GATE RATE

SITE Y6	TICKET # 1769690	CELL	
WEIGHMASTER	Aly G.		
DATE/TIME IN	10/16/20 11:27 am	DATE/TIME OUT	10/16/20 11:27 a
VEHICLE	dt83	CONTAINER	
REFERENCE	1041207		
BILL OF LADING			

SCALE IN GROSS WEIGHT 66,100 NET TONS 19.60
TARE OUT TARE WEIGHT 26,900 NET WEIGHT 39,200

INBOUND
INVOICE

QTY.	UNIT	DESCRIPTION	RATE	EXTENSION	TAX	TOTAL
0.00	YD	Tracking QTY				
19.60	tn	MSW Origin:MECKLENBURG 100%				



HARD HATS AND SAFETY VEST ARE REQUIRED WHEN EXITING YOUR VEHICLE

WHILE IN THE LANDFILL. IF YOU DO NOT HAVE THESE ITEMS YOU MAY BORROW

A SET FROM THE SCALE HOUSE. THANK YOU.

NET AMOUNT
TENDERED
CHANGE
CHECK#

The undersigned individual signing this document on behalf of Customer acknowledges that he or she has read and understands the terms and conditions on the reverse side and that he or she has the authority to sign this document on behalf of the customer.

RS-F042UPR (04/19)

SIGNATURE _____

REPUBLIC SERVICES

Please print or type.

NON-HAZARDOUS WASTE MANIFEST

1041207

1. Generator's US EPA ID Number	Manifest Document Number	2. Page 1 of
		1749690

GENERATOR

3. Generator's Name and Mailing Address	5. Generating Location (if different)
CPC PO BOX 87 Paw Creek, NC 28213	Colonial Pipeline Company 14108 Huntersville-Concord Rd. Paw Creek, NC 28078
4. Phone ( )	6. Phone ( )

7. Transporter #1 Company Name	8. US EPA ID Number	9. Transporter #1's Phone
10. Transporter #2 Company Name	11. US EPA ID Number	12. Transporter #2's Phone
13. Designated T/S/D Facility Name and Site Address CMS Landfill 5105 Morehead Rd Concord, NC 28027	14. US EPA ID Number 704-262-6371	15. Facility's Phone

16. Waste Shipping Name and Description	17. Republic Services Approval # and Exp. Date	18. Containers No.	18. Containers Type	19. Total Quantity	20. Unit Wt/Vol
a. contaminated soil	5010-20-12078 9/17/2021		DT		Y
b.				19	60
c.				39	200

21. Additional Descriptions for Materials Listed Above

Lot 115

22. Special Handling Instructions and Additional Information

Bill: STAT 180170

23. **GENERATOR'S CERTIFICATION:** I hereby certify that the above named material is not a hazardous waste as defined by 40 CFR 261 or any applicable state law, has been properly described, classified and packaged, and is in proper condition for transportation according to applicable regulations; AND, if this waste is a treatment residue of a previously restricted hazardous waste subject to the Land Disposal Restrictions. I certify and warrant that the waste has been treated in accordance with the requirements of 40 CFR 268 and is no longer a hazardous waste as defined by 40 CFR 261.

Printed/Typed Name	Signature	Month	Day	Year
[illegible]	[signature]	10	16	20

TRANSPORTER

24. **Transporter #1:** Acknowledgement of Receipt of Materials

Printed/Typed Name	Signature	Month	Day	Year
Darren Sides	Darren Sides	10	16	20

25. **Transporter #2:** Acknowledgement of Receipt of Materials

Printed/Typed Name	Signature	Month	Day	Year

T/S/D FACILITY

26. Discrepancy Indication Space

27. **Facility Owner or Operator:** Certification of receipt of waste materials covered by this manifest (except as noted in Item 19)
CMS LANDFILL 5105 MOREHEAD RD CONCORD, NC 28027 704-262-6371

Printed/Typed Name	Signature	Month	Day	Year
Aly	Aly	10	16	20

REV 04/19

GENERATOR'S COPY

COM000033
RS-F15

SITE BFI/CMS LANDFILL 704-782-2004
5105 MOREHEAD RD CONCORD, NC 28025

CUSTOMER 100170
STAT INC
PO BOX 1443
LENOIR, NC 28645

Contract:50102012078
Generator:Colonial Pipeline Company

SITE	Y6	TICKET #	1769737
CELL			
WEIGHMASTER	Keyona C.		
DATE/TIME IN	10/16/20 1:08 pm	DATE/TIME OUT	10/16/20 1:08 p
VEHICLE	stat138	CONTAINER	
REFERENCE	1041208		
BILL OF LADING			

SCALE IN GROSS WEIGHT 74,740 NET TONS 22.20
TARE OUT TARE WEIGHT 30,340 NET WEIGHT 44,400

INBOUND
INVOICE

QTY.	UNIT	DESCRIPTION	RATE	EXTENSION	TAX	TOTAL
0.00	YD	Tracking QTY				
22.20	tn	SW-CONT SOIL-ALT DAILY COVER Origin:MECKLENBURG 100%				



HARD HATS AND SAFETY VEST ARE REQUIRED WHEN EXITING YOUR VEHICLE

WHILE IN THE LANDFILL. IF YOU DO NOT HAVE THESE ITEMS YOU MAY BORROW

A SET FROM THE SCALE HOUSE. THANK YOU.

NET AMOUNT
TENDERED
CHANGE
CHECK#

The undersigned individual signing this document on behalf of Customer acknowledges that he or she has read and understands the terms and conditions on the reverse side and that he or she has the authority to sign this document on behalf of the customer.

RS-F042UPR (04/19)

SIGNATURE _____

REPUBLIC SERVICES

Please print or type.

NON-HAZARDOUS WASTE MANIFEST

1041208

1. Generator's US EPA ID Number	Manifest Document Number	2. Page 1 of	
			1 of 1

GENERATOR

3. Generator's Name and Mailing Address
CPC
PO BOX 87
Paw Creek, NC 28213
4. Phone ( )

5. Generating Location (if different)
Colonial Pipeline Company
14105 Huntersville-Concord Rd.
Paw Creek, NC 28078
6. Phone ( )

7. Transporter #1 Company Name	8. US EPA ID Number	9. Transporter #1's Phone
10. Transporter #2 Company Name	11. US EPA ID Number	12. Transporter #2's Phone
13. Designated T/S/D Facility Name and Site Address CMS Landfill 5105 Morehead Rd Concord, NC 28027	14. US EPA ID Number 704-262-8371	15. Facility's Phone

16. Waste Shipping Name and Description	17. Republic Services Approval # and Exp. Date	18. Containers No.	18. Containers Type	19. Total Quantity	20. Unit Wt/Vol
a. contaminated soil	5010-20-12078 9/17/2021		DT		G
b.				2	20
c.				24	100

21. Additional Descriptions for Materials Listed Above
Lod 116

22. Special Handling Instructions and Additional Information
Bill: STAT 100170

23. **GENERATOR'S CERTIFICATION:** I hereby certify that the above named material is not a hazardous waste as defined by 40 CFR 261 or any applicable state law, has been properly described, classified and packaged, and is in proper condition for transportation according to applicable regulations; AND, if this waste is a treatment residue of a previously restricted hazardous waste subject to the Land Disposal Restrictions. I certify and warrant that the waste has been treated in accordance with the requirements of 40 CFR 268 and is no longer a hazardous waste as defined by 40 CFR 261.

Printed/Typed Name	Signature	Month	Day	Year
Chad Sparks		10	16	20

TRANSPORTER

24. **Transporter #1:** Acknowledgement of Receipt of Materials

Printed/Typed Name	Signature	Month	Day	Year
Cody Ward		10	16	20

25. **Transporter #2:** Acknowledgement of Receipt of Materials

Printed/Typed Name	Signature	Month	Day	Year

T/S/D FACILITY

26. Discrepancy Indication Space

27. **Facility Owner or Operator:** Certification of receipt of waste materials covered by this manifest (except as noted in Item 19)
CMS LANDFILL 5105 MOREHEAD RD CONCORD, NC 28027 704-262-8371

Printed/Typed Name	Signature	Month	Day	Year
Kay	Kay	10	16	20

REV 04/19

TRANSPORTER #2

COM000033
RS-F15

SITE BFI/CMS LANDFILL 704-782-2004
5105 MOREHEAD RD CONCORD, NC 28025

CUSTOMER ~~100170~~
STAT INC
PO BOX 1443
LENOIR, NC 28645

Contract:50102012078
Generator:Colonial Pipeline Company

SITE	Y6	TICKET #	1769757
CELL			
WEIGHMASTER	Keyona C.		
DATE/TIME IN	10/16/20 1:44 pm	DATE/TIME OUT	10/16/20 1:44 p
VEHICLE	stat162	CONTAINER	
REFERENCE	1041209		
BILL OF LADING			

SCALE IN GROSS WEIGHT 76,720 NET TONS 23.01
TARE OUT TARE WEIGHT 30,700 NET WEIGHT 46,020

INBOUND
INVOICE

QTY.	UNIT	DESCRIPTION	RATE	EXTENSION	TAX	TOTAL
0.00	YD	Tracking QTY				
23.01	tn	SW-CONT SOIL-ALT DAILY COVER Origin:MECKLENBURG 100%				



HARD HATS AND SAFETY VEST ARE REQUIRED WHEN EXITING YOUR VEHICLE

WHILE IN THE LANDFILL. IF YOU DO NOT HAVE THESE ITEMS YOU MAY BORROW

A SET FROM THE SCALE HOUSE. THANK YOU.

NET AMOUNT

TENDERED

CHANGE

CHECK#

The undersigned individual signing this document on behalf of Customer acknowledges that he or she has read and understands the terms and conditions on the reverse side and that he or she has the authority to sign this document on behalf of the customer.

RS-F042UPR (04/19)

SIGNATURE _____

REPUBLIC SERVICES

Please print or type.

NON-HAZARDOUS WASTE MANIFEST

1041209

1. Generator's US EPA ID Number	Manifest Document Number	2. Page 1 of

GENERATOR

3. Generator's Name and Mailing Address	5. Generating Location (if different)
CPC PO BOX 87 Paw Creek, NC 28213	Colonial Pipeline Company 14108 Huntersville-Concord Rd. Paw Creek, NC 28078
4. Phone ( )	6. Phone ( )

7. Transporter #1 Company Name	8. US EPA ID Number	9. Transporter #1's Phone
STAT [illegible]		[illegible]
10. Transporter #2 Company Name	**11. US EPA ID Number**	**12. Transporter #2's Phone**
13. Designated T/S/D Facility Name and Site Address	**14. US EPA ID Number**	**15. Facility's Phone**
CMS Landfill 5105 Morehead Rd Concord, NC 28027	704-262-6371	

16. Waste Shipping Name and Description	17. Republic Services Approval # and Exp. Date	18. Containers No.	18. Containers Type	19. Total Quantity	20. Unit Wt/Vol
a. contaminated soil	5010-20-12078 9/17/2021		DT		G
b.					3201
c.					46100

21. Additional Descriptions for Materials Listed Above

Load 117

TRK 162
TRL 1004

22. Special Handling Instructions and Additional Information

SIN: STAT 100170

23. **GENERATOR'S CERTIFICATION:** I hereby certify that the above named material is not a hazardous waste as defined by 40 CFR 261 or any applicable state law, has been properly described, classified and packaged, and is in proper condition for transportation according to applicable regulations; AND, if this waste is a treatment residue of a previously restricted hazardous waste subject to the Land Disposal Restrictions. I certify and warrant that the waste has been treated in accordance with the requirements of 40 CFR 268 and is no longer a hazardous waste as defined by 40 CFR 261.

Printed/Typed Name	Signature	Month	Day	Year
[illegible]	[signature]	10	16	20

TRANSPORTER

24. **Transporter #1:** Acknowledgement of Receipt of Materials

Printed/Typed Name	Signature	Month	Day	Year
R. ISRAEL TRIPLETT	[signature]	10	16	20

25. **Transporter #2:** Acknowledgement of Receipt of Materials

Printed/Typed Name	Signature	Month	Day	Year

T/S/D FACILITY

26. Discrepancy Indication Space

27. **Facility Owner or Operator:** Certification of receipt of waste materials covered by this manifest (except as noted in Item 19)

CMS LANDFILL 5105 MOREHEAD RD CONCORD, NC 28027 704-262-6371

Printed/Typed Name	Signature	Month	Day	Year
Kay	Kay	10	16	20

REV 04/19

GENERATOR'S COPY

COM000033
RS-F15

SITE BFI/CMS LANDFILL 704-782-2004
5105 MOREHEAD RD CONCORD, NC 28025

CUSTOMER 100170
STAT INC
PO BOX 1443
LENOIR, NC 28645

Contract:50102012078
Generator:Colonial Pipeline Company

SITE	Y6	TICKET #	1769766	CELL	
WEIGHMASTER	Keyona C.				
DATE/TIME IN	10/16/20 1:57 pm	DATE/TIME OUT	10/16/20 1:57 I		
VEHICLE	stat163	CONTAINER			
REFERENCE	1041210				
BILL OF LADING					

SCALE IN GROSS WEIGHT 75,860 NET TONS 22.69 INBOUND
TARE OUT TARE WEIGHT 30,480 NET WEIGHT 45,380 INVOICE

QTY.	UNIT	DESCRIPTION	RATE	EXTENSION	TAX	TOTAL
0.00	YD	Tracking QTY				
22.69	tn	SW-CONT SOIL-ALT DAILY COVER Origin:MECKLENBURG 100%				

THINK CHOOSE SAFETY LIVE It's the Right Thing!

HARD HATS AND SAFETY VEST ARE REQUIRED WHEN EXITING YOUR VEHICLE

WHILE IN THE LANDFILL. IF YOU DO NOT HAVE THESE ITEMS YOU MAY BORROW

A SET FROM THE SCALE HOUSE. THANK YOU.

NET AMOUNT
TENDERED
CHANGE
CHECK#

The undersigned individual signing this document on behalf of Customer acknowledges that he or she has read and understands the terms and conditions on the reverse side and that he or she has the authority to sign this document on behalf of the customer.

RS-F042UPR (04/19)

SIGNATURE _____

REPUBLIC SERVICES

Please print or type.

NON-HAZARDOUS WASTE MANIFEST

1041210

1. Generator's US EPA ID Number	Manifest Document Number	2. Page 1 of	
			NC6911666

GENERATOR

3. Generator's Name and Mailing Address
CPC
PO BOX 87
Paw Creek, NC 28213
4. Phone ( )

5. Generating Location (if different)
Colonial Pipeline Company
14108 Huntersville-Concord Rd.
Paw Creek, NC 28078
6. Phone ( )

7. Transporter #1 Company Name	8. US EPA ID Number	9. Transporter #1's Phone
10. Transporter #2 Company Name	**11. US EPA ID Number**	**12. Transporter #2's Phone**
13. Designated T/S/D Facility Name and Site Address	**14. US EPA ID Number**	**15. Facility's Phone**
CMS Landfill 5105 Morehead Rd Concord, NC 28027	704-262-6371	

16. Waste Shipping Name and Description	17. Republic Services Approval # and Exp. Date	18. Containers No.	18. Containers Type	19. Total Quantity	20. Unit Wt/Vol
a. contaminated soil	5010-20-12078 9/17/2021		DT		G
b.				8869	
c.				45380	

21. Additional Descriptions for Materials Listed Above
Load 118

22. Special Handling Instructions and Additional Information
Bill: STAT 109179

23. **GENERATOR'S CERTIFICATION:** I hereby certify that the above named material is not a hazardous waste as defined by 40 CFR 261 or any applicable state law, has been properly described, classified and packaged, and is in proper condition for transportation according to applicable regulations; AND, if this waste is a treatment residue of a previously restricted hazardous waste subject to the Land Disposal Restrictions. I certify and warrant that the waste has been treated in accordance with the requirements of 40 CFR 268 and is no longer a hazardous waste as defined by 40 CFR 261.

Printed/Typed Name	Signature	Month	Day	Year
Chad Sparks		10	16	20

TRANSPORTER

24. **Transporter #1:** Acknowledgement of Receipt of Materials

Printed/Typed Name	Signature	Month	Day	Year
TODD HAUL		10	16	20

25. **Transporter #2:** Acknowledgement of Receipt of Materials

Printed/Typed Name	Signature	Month	Day	Year

T/S/D FACILITY

26. Discrepancy Indication Space

27. **Facility Owner or Operator:** Certification of receipt of waste materials covered by this manifest (except as noted in Item 19)
CMS LANDFILL 5105 MOREHEAD RD CONCORD, NC 28027 704-262-6371

Printed/Typed Name	Signature	Month	Day	Year
Kay	Kay	10	17	20

REV 04/19

TRANSPORTER #2

COM000033
RS-F15

SITE BFI/CMS LANDFILL 704-782-2004
5105 MOREHEAD RD CONCORD, NC 28025

CUSTOMER 100170
STAT INC
PO BOX 1443
LENOIR, NC 28645

Contract:50102012078
Generator:Colonial Pipeline Company

SITE	Y6
TICKET #	1769772
CELL	
WEIGHMASTER	Aly G.
DATE/TIME IN	10/16/20 2:15 pm
DATE/TIME OUT	10/16/20 2:15 p
VEHICLE	stat160
CONTAINER	
REFERENCE	1041211
BILL OF LADING	

SCALE IN GROSS WEIGHT	78,480	NET TONS	23.28
TARE OUT TARE WEIGHT	31,920	NET WEIGHT	46,560

INBOUND
INVOICE

QTY.	UNIT	DESCRIPTION	RATE	EXTENSION	TAX	TOTAL
0.00	YD	Tracking QTY				
23.28	tn	SW-CONT SOIL-ALT DAILY COVER Origin:MECKLENBURG 100%				



HARD HATS AND SAFETY VEST ARE REQUIRED WHEN EXITING YOUR VEHICLE

WHILE IN THE LANDFILL. IF YOU DO NOT HAVE THESE ITEMS YOU MAY BORROW

A SET FROM THE SCALE HOUSE. THANK YOU.

NET AMOUNT
TENDERED
CHANGE
CHECK#

The undersigned individual signing this document on behalf of Customer acknowledges that he or she has read and understands the terms and conditions on the reverse side and that he or she has the authority to sign this document on behalf of the customer.

RS-F042UPR (07/12)

SIGNATURE _____

REPUBLIC SERVICES

Please print or type.

NON-HAZARDOUS WASTE MANIFEST

1041211

1769772

GENERATOR

1. Generator's US EPA ID Number | Manifest Document Number | 2. Page 1 of

3. Generator's Name and Mailing Address
CPC
PO BOX 87
Paw Creek, NC 28213
4. Phone ( )

5. Generating Location (if different)
Colonial Pipeline Company
14108 Huntersville-Concord Rd.
Paw Creek, NC 28078
6. Phone ( )

7. Transporter #1 Company Name | 8. US EPA ID Number | 9. Transporter #1's Phone

10. Transporter #2 Company Name | 11. US EPA ID Number | 12. Transporter #2's Phone

13. Designated T/S/D Facility Name and Site Address
CMS Landfill 5105 Morehead Rd Concord, NC 28027

14. US EPA ID Number

15. Facility's Phone
704-262-6371

16. Waste Shipping Name and Description	17. Republic Services Approval # and Exp. Date	18. Containers No.	18. Containers Type	19. Total Quantity	20. Unit Wt/Vol
a. contaminated soil	5010-20-12078 9/17/2021		DT		G
b.				23	28
c.				460	LBO

21. Additional Descriptions for Materials Listed Above
Wod 119

22. Special Handling Instructions and Additional Information
Bill: STAT 100170

23. **GENERATOR'S CERTIFICATION:** I hereby certify that the above named material is not a hazardous waste as defined by 40 CFR 261 or any applicable state law, has been properly described, classified and packaged, and is in proper condition for transportation according to applicable regulations; AND, if this waste is a treatment residue of a previously restricted hazardous waste subject to the Land Disposal Restrictions. I certify and warrant that the waste has been treated in accordance with the requirements of 40 CFR 268 and is no longer a hazardous waste as defined by 40 CFR 261.

Printed/Typed Name: Chad Beck | Signature | Month 10 | Day 16 | Year 20

TRANSPORTER

24. **Transporter #1:** Acknowledgement of Receipt of Materials
Printed/Typed Name: Michael Ortiz | Signature | Month 10 | Day 16 | Year 20

25. **Transporter #2:** Acknowledgement of Receipt of Materials
Printed/Typed Name | Signature | Month | Day | Year

T/S/D FACILITY

26. Discrepancy Indication Space

27. **Facility Owner or Operator:** Certification of receipt of waste materials covered by this manifest (except as noted in Item 19)
CMS LANDFILL 5105 MOREHEAD RD CONCORD, NC 28027 704-262-6371
Printed/Typed Name: Amy | Signature: Amy | Month 10 | Day 16 | Year 20

REV 04/19

TRANSPORTER #2

COM000033
RS-F15

SITE BFI/CMS LANDFILL 704-782-2004
5105 MOREHEAD RD CONCORD, NC 28025

CUSTOMER 100170
STAT INC
PO BOX 1443
LENOIR, NC 28645

Contract:50102012078
Generator:Colonial Pipeline Company

SITE Y6	TICKET # 1769767	CELL	
WEIGHMASTER	Keyona C.		
DATE/TIME IN	10/16/20 2:03 pm	DATE/TIME OUT	10/16/20 2:03 p
VEHICLE	STAT80	CONTAINER	
REFERENCE	1041212		
BILL OF LADING			

SCALE IN GROSS WEIGHT 69,980 NET TONS 20.78
TARE OUT TARE WEIGHT 28,420 NET WEIGHT 41,560

INBOUND
INVOICE

QTY.	UNIT	DESCRIPTION	RATE	EXTENSION	TAX	TOTAL
0.00	YD	Tracking QTY				
20.78	tn	SW-CONT SOIL-ALT DAILY COVER Origin:MECKLENBURG 100%				

THINK GROOVE SAFETY LIVE It's the Right Thing!

HARD HATS AND SAFETY VEST ARE REQUIRED WHEN EXITING YOUR VEHICLE

WHILE IN THE LANDFILL. IF YOU DO NOT HAVE THESE ITEMS YOU MAY BORROW

A SET FROM THE SCALE HOUSE. THANK YOU.

NET AMOUNT
TENDERED
CHANGE
CHECK#

The undersigned individual signing this document on behalf of Customer acknowledges that he or she has read and understands the terms and conditions on the reverse side and that he or she has the authority to sign this document on behalf of the customer.

RS-F042UPR (04/19)

SIGNATURE _____

REPUBLIC SERVICES

Please print or type.

NON-HAZARDOUS WASTE MANIFEST

1041212

1. Generator's US EPA ID Number	Manifest Document Number	2. Page 1 of

GENERATOR

3. Generator's Name and Mailing Address
CPC
PO BOX 87
Paw Creek, NC 28213
4. Phone ( )

5. Generating Location (if different)
Colonial Pipeline Company
14108 Huntersville-Concord Rd.
Paw Creek, NC 28078
6. Phone ( )

7. Transporter #1 Company Name	8. US EPA ID Number	9. Transporter #1's Phone
10. Transporter #2 Company Name	11. US EPA ID Number	12. Transporter #2's Phone
13. Designated T/S/D Facility Name and Site Address CMS Landfill 5105 Morehead Rd Concord, NC 28027	14. US EPA ID Number	15. Facility's Phone 704-262-6371

16. Waste Shipping Name and Description	17. Republic Services Approval # and Exp. Date	18. Containers No.	18. Containers Type	19. Total Quantity	20. Unit Wt/Vol
a. contaminated soil	5010-20-12078 9/17/2021	1	DT	Est 20	T
b.				20	18
c.				41560	

21. Additional Descriptions for Materials Listed Above
Mod 120

22. Special Handling Instructions and Additional Information
BH: STAT 100170

23. **GENERATOR'S CERTIFICATION:** I hereby certify that the above named material is not a hazardous waste as defined by 40 CFR 261 or any applicable state law, has been properly described, classified and packaged, and is in proper condition for transportation according to applicable regulations; AND, if this waste is a treatment residue of a previously restricted hazardous waste subject to the Land Disposal Restrictions. I certify and warrant that the waste has been treated in accordance with the requirements of 40 CFR 268 and is no longer a hazardous waste as defined by 40 CFR 261.

Printed/Typed Name	Signature	Month	Day	Year
Chad Seale		10	16	20

TRANSPORTER

24. **Transporter #1:** Acknowledgement of Receipt of Materials

Printed/Typed Name	Signature	Month	Day	Year
Kenneth S Mack		10	16	20

25. **Transporter #2:** Acknowledgement of Receipt of Materials

Printed/Typed Name	Signature	Month	Day	Year

T/S/D FACILITY

26. Discrepancy Indication Space

27. **Facility Owner or Operator:** Certification of receipt of waste materials covered by this manifest (except as noted in Item 19)
CMS LANDFILL 5105 MOREHEAD RD CONCORD, NC 28027 704-262-6371

Printed/Typed Name	Signature	Month	Day	Year
Kay	Kay	10	12	20

REV 04/19

TRANSPORTER #2

COM000033
RS-F15

SITE BFI/CMS LANDFILL 704-782-2004
5105 MOREHEAD RD CONCORD, NC 28025

CUSTOMER 100170
STAT INC
PO BOX 1443
LENOIR, NC 28645

Contract:50102012078
Generator:Colonial Pipeline Company

SITE	Y6
TICKET #	1769779
CELL	
WEIGHMASTER	Keyona C.
DATE/TIME IN	10/16/20 2:27 pm
DATE/TIME OUT	10/16/20 2:27 p
VEHICLE	stat140
CONTAINER	
REFERENCE	1041213
BILL OF LADING	

SCALE IN	GROSS WEIGHT	76,460	NET TONS	23.99
TARE OUT	TARE WEIGHT	28,480	NET WEIGHT	47,980

INBOUND
INVOICE

QTY.	UNIT	DESCRIPTION	RATE	EXTENSION	TAX	TOTAL
0.00	YD	Tracking QTY				
23.99	tn	SW-CONT SOIL-ALT DAILY COVER Origin:MECKLENBURG 100%				



HARD HATS AND SAFETY VEST ARE REQUIRED WHEN EXITING YOUR VEHICLE

WHILE IN THE LANDFILL. IF YOU DO NOT HAVE THESE ITEMS YOU MAY BORROW

A SET FROM THE SCALE HOUSE. THANK YOU.

NET AMOUNT
TENDERED
CHANGE
CHECK#

The undersigned individual signing this document on behalf of Customer acknowledges that he or she has read and understands the terms and conditions on the reverse side and that he or she has the authority to sign this document on behalf of the customer.

RS-F042UPR (04/19)

SIGNATURE _____

REPUBLIC SERVICES

Please print or type.

NON-HAZARDOUS WASTE MANIFEST

1041213

1. Generator's US EPA ID Number	Manifest Document Number	2. Page 1 of

GENERATOR

3. Generator's Name and Mailing Address
CPG
PO BOX 67
Paw Creek, NC 28213
4. Phone ( )

5. Generating Location (if different)
Colonial Pipeline Company
14108 Huntersville-Concord Rd.
Paw Creek, NC 28078
6. Phone ( )

7. Transporter #1 Company Name	8. US EPA ID Number	9. Transporter #1's Phone
STAT, INC		828-446-5365
10. Transporter #2 Company Name	11. US EPA ID Number	12. Transporter #2's Phone
13. Designated T/S/D Facility Name and Site Address	14. US EPA ID Number	15. Facility's Phone
CMS Landfill 5105 Morehead Rd Concord, NC 28027	704-262-6371	

16. Waste Shipping Name and Description	17. Republic Services Approval # and Exp. Date	18. Containers No.	18. Containers Type	19. Total Quantity	20. Unit Wt/Vol
a. contaminated soil	5010-20-12078 9/17/2021	1	DT		G
b.				22.99	
c.				41958	

21. Additional Descriptions for Materials Listed Above
Lead 121

22. Special Handling Instructions and Additional Information
Bill: STAT 100170

23. **GENERATOR'S CERTIFICATION:** I hereby certify that the above named material is not a hazardous waste as defined by 40 CFR 261 or any applicable state law, has been properly described, classified and packaged, and is in proper condition for transportation according to applicable regulations; AND, if this waste is a treatment residue of a previously restricted hazardous waste subject to the Land Disposal Restrictions. I certify and warrant that the waste has been treated in accordance with the requirements of 40 CFR 268 and is no longer a hazardous waste as defined by 40 CFR 261.

Printed/Typed Name	Signature	Month	Day	Year
Mike Beals		10	16	20

TRANSPORTER

24. **Transporter #1:** Acknowledgement of Receipt of Materials

Printed/Typed Name	Signature	Month	Day	Year
Dean Bumgarner		10	16	20

25. **Transporter #2:** Acknowledgement of Receipt of Materials

Printed/Typed Name	Signature	Month	Day	Year

T/S/D FACILITY

26. Discrepancy Indication Space

27. **Facility Owner or Operator:** Certification of receipt of waste materials covered by this manifest (except as noted in Item 19)
CMS LANDFILL 5105 MOREHEAD RD CONCORD, NC 28027 704-262-6371

Printed/Typed Name	Signature	Month	Day	Year
Kay	Kay	10	16	20

REV 04/19

TRANSPORTER #2

COM000033
RS-F15

SITE BFI/CMS LANDFILL 704-782-2004
5105 MOREHEAD RD CONCORD, NC 28025

CUSTOMER 100170
STAT INC
PO BOX 1443
LENOIR, NC 28645

Contract:50102012078
Generator:Colonial Pipeline Company

SITE	Y6
TICKET #	1769785
CELL	
WEIGHMASTER	Keyona C.
DATE/TIME IN	10/16/20 2:37 pm
DATE/TIME OUT	10/16/20 2:37 p
VEHICLE	dt83
CONTAINER	
REFERENCE	1041214
BILL OF LADING	

SCALE IN GROSS WEIGHT 68,400 NET TONS 20.75
TARE OUT TARE WEIGHT 26,900 NET WEIGHT 41,500

INBOUND
INVOICE

QTY.	UNIT	DESCRIPTION	RATE	EXTENSION	TAX	TOTAL
0.00	YD	Tracking QTY				
20.75	tn	SW-CONT SOIL-ALT DAILY COVER Origin:MECKLENBURG 100%				



HARD HATS AND SAFETY VEST ARE REQUIRED WHEN EXITING YOUR VEHICLE WHILE IN THE LANDFILL. IF YOU DO NOT HAVE THESE ITEMS YOU MAY BORROW A SET FROM THE SCALE HOUSE. THANK YOU.

NET AMOUNT
TENDERED
CHANGE
CHECK#

The undersigned individual signing this document on behalf of Customer acknowledges that he or she has read and understands the terms and conditions on the reverse side and that he or she has the authority to sign this document on behalf of the customer.

RS-F042UPR (04/19)

SIGNATURE _____

REPUBLIC SERVICES

Please print or type.

NON-HAZARDOUS WASTE MANIFEST

1041214

GENERATOR

1. Generator's US EPA ID Number	Manifest Document Number	2. Page 1 of

3. Generator's Name and Mailing Address
PO BOX 87
Paw Creek, NC 28213
4. Phone ( )

5. Generating Location (if different)
14108 Huntersville-Concord Rd.
Paw Creek, NC 28078
6. Phone ( )

7. Transporter #1 Company Name	8. US EPA ID Number	9. Transporter #1's Phone
10. Transporter #2 Company Name	11. US EPA ID Number	12. Transporter #2's Phone
13. Designated T/S/D Facility Name and Site Address CMS Landfill 5106 Morehead Rd Concord, NC 28027	14. US EPA ID Number 704-262-8371	15. Facility's Phone

16. Waste Shipping Name and Description	17. Republic Services Approval # and Exp. Date	18. Containers No.	18. Containers Type	19. Total Quantity	20. Unit Wt/Vol
a. contaminated soil	5010-20-12078 9/17/2021		DT		G
b.				8	T
c.				4	CY

21. Additional Descriptions for Materials Listed Above
Load 122

22. Special Handling Instructions and Additional Information
Bill: STAT 100179

23. **GENERATOR'S CERTIFICATION:** I hereby certify that the above named material is not a hazardous waste as defined by 40 CFR 261 or any applicable state law, has been properly described, classified and packaged, and is in proper condition for transportation according to applicable regulations; AND, if this waste is a treatment residue of a previously restricted hazardous waste subject to the Land Disposal Restrictions. I certify and warrant that the waste has been treated in accordance with the requirements of 40 CFR 268 and is no longer a hazardous waste as defined by 40 CFR 261.

Printed/Typed Name	Signature	Month	Day	Year
		10	16	21

TRANSPORTER

24. **Transporter #1:** Acknowledgement of Receipt of Materials

Printed/Typed Name	Signature	Month	Day	Year
Dalton Sides		10	16	21

25. **Transporter #2:** Acknowledgement of Receipt of Materials

Printed/Typed Name	Signature	Month	Day	Year

T/S/D FACILITY

26. Discrepancy Indication Space

27. **Facility Owner or Operator:** Certification of receipt of waste materials covered by this manifest (except as noted in Item 19)

Printed/Typed Name	Signature	Month	Day	Year
Kay	Kay	10	16	21

REV 04/19

GENERATOR'S COPY

COM000033
RS-F15

SITE BFI/CMS LANDFILL 704-782-2004
5105 MOREHEAD RD CONCORD, NC 28025

CUSTOMER 100170
STAT INC
PO BOX 1443
LENOIR, NC 28645

Contract:50102012078
Generator:Colonial Pipeline Company

SITE	Y6
TICKET #	1769789
CELL	
WEIGHMASTER	Keyona C.
DATE/TIME IN	10/16/20 2:43 pm
DATE/TIME OUT	10/16/20 2:43 p
VEHICLE	stat138
CONTAINER	
REFERENCE	1041215
BILL OF LADING	

SCALE IN GROSS WEIGHT 76,200 NET TONS 22.93
TARE OUT TARE WEIGHT 30,340 NET WEIGHT 45,860

INBOUND
INVOICE

QTY.	UNIT	DESCRIPTION	RATE	EXTENSION	TAX	TOTAL
0.00	YD	Tracking QTY				
22.93	tn	SW-CONT SOIL-ALT DAILY COVER Origin:MECKLENBURG 100%				

THINK. CHOOSE. SAFETY LIVE It's the Right Thing!

HARD HATS AND SAFETY VEST ARE REQUIRED WHEN EXITING YOUR VEHICLE

WHILE IN THE LANDFILL. IF YOU DO NOT HAVE THESE ITEMS YOU MAY BORROW

A SET FROM THE SCALE HOUSE. THANK YOU.

NET AMOUNT
TENDERED
CHANGE
CHECK#

The undersigned individual signing this document on behalf of Customer acknowledges that he or she has read and understands the terms and conditions on the reverse side and that he or she has the authority to sign this document on behalf of the customer.

RS-F042UPR (04/19)

SIGNATURE _____

REPUBLIC SERVICES

Please print or type.

NON-HAZARDOUS WASTE MANIFEST

1041215

1. Generator's US EPA ID Number	Manifest Document Number	2. Page 1 of	
			1NC9759

GENERATOR

3. Generator's Name and Mailing Address	5. Generating Location (if different)
CPC PO BOX 87 Paw Creek, NC 28213	Colonial Pipeline Company 14105 Huntersville-Concord Rd. Paw Creek, NC 28078
4. Phone ( )	6. Phone ( )

7. Transporter #1 Company Name	8. US EPA ID Number	9. Transporter #1's Phone
10. Transporter #2 Company Name	11. US EPA ID Number	12. Transporter #2's Phone
13. Designated T/S/D Facility Name and Site Address CMS Landfill 5105 Morehead Rd Concord, NC 28027	14. US EPA ID Number 704-262-6371	15. Facility's Phone

16. Waste Shipping Name and Description	17. Republic Services Approval # and Exp. Date	18. Containers No.	18. Containers Type	19. Total Quantity	20. Unit Wt/Vol
a. contaminated soil	5010-20-12078 9/17/2021				
b.				2293	
c.				45860	

21. Additional Descriptions for Materials Listed Above

Load 123

22. Special Handling Instructions and Additional Information

BIN: STAT 100170

23. **GENERATOR'S CERTIFICATION:** I hereby certify that the above named material is not a hazardous waste as defined by 40 CFR 261 or any applicable state law, has been properly described, classified and packaged, and is in proper condition for transportation according to applicable regulations; AND, if this waste is a treatment residue of a previously restricted hazardous waste subject to the Land Disposal Restrictions. I certify and warrant that the waste has been treated in accordance with the requirements of 40 CFR 268 and is no longer a hazardous waste as defined by 40 CFR 261.

Printed/Typed Name	Signature	Month	Day	Year
Chad Sparks	[signature]	10	16	20

TRANSPORTER

24. **Transporter #1:** Acknowledgement of Receipt of Materials

Printed/Typed Name	Signature	Month	Day	Year
Cody Ward	Cody Ward	10	16	20

25. **Transporter #2:** Acknowledgement of Receipt of Materials

Printed/Typed Name	Signature	Month	Day	Year

T/S/D FACILITY

26. Discrepancy Indication Space

27. **Facility Owner or Operator:** Certification of receipt of waste materials covered by this manifest (except as noted in Item 19)
CMS LANDFILL 5105 MOREHEAD RD CONCORD, NC 28027 704-262-6371

Printed/Typed Name	Signature	Month	Day	Year
Kay	Kay	10	16	20

REV 04/19

TRANSPORTER #2

COM000033
RS-F15

SITE BFI/CMS LANDFILL 704-782-2004
5105 MOREHEAD RD CONCORD, NC 28025

CUSTOMER 100170
STAT INC
PO BOX 1443
LENOIR, NC 28645

Contract:50102012078
Generator:Colonial Pipeline Company

SITE	Y6	TICKET #	1769794
CELL			
WEIGHMASTER	Keyona C.		
DATE/TIME IN	10/16/20 2:56 pm	DATE/TIME OUT	10/16/20 2:56 p
VEHICLE	STAT131	CONTAINER	
REFERENCE	1041216		
BILL OF LADING			

SCALE IN	GROSS WEIGHT	77,020	NET TONS	23.66
TARE OUT	TARE WEIGHT	29,700	NET WEIGHT	47,320

INBOUND
INVOICE

QTY.	UNIT	DESCRIPTION	RATE	EXTENSION	TAX	TOTAL
0.00	YD	Tracking QTY				
23.66	tn	SW-CONT SOIL-ALT DAILY COVER Origin:MECKLENBURG 100%				



HARD HATS AND SAFETY VEST ARE REQUIRED WHEN EXITING YOUR VEHICLE

WHILE IN THE LANDFILL. IF YOU DO NOT HAVE THESE ITEMS YOU MAY BORROW

A SET FROM THE SCALE HOUSE. THANK YOU.

NET AMOUNT
TENDERED
CHANGE
CHECK#

The undersigned individual signing this document on behalf of Customer acknowledges that he or she has read and understands the terms and conditions on the reverse side and that he or she has the authority to sign this document on behalf of the customer.

RS-F042UPR (04/19)

SIGNATURE _____

REPUBLIC SERVICES

Please print or type.

NON-HAZARDOUS WASTE MANIFEST

1041216

GENERATOR

1. Generator's US EPA ID Number	Manifest Document Number	2. Page 1 of	

3. Generator's Name and Mailing Address
CPC
PO BOX 87
Paw Creek, NC 28213
4. Phone ( )

5. Generating Location (if different)
Colonial Pipeline Company
14108 Huntersville-Concord Rd.
Paw Creek, NC 28078
6. Phone ( )

7. Transporter #1 Company Name	8. US EPA ID Number	9. Transporter #1's Phone
10. Transporter #2 Company Name	11. US EPA ID Number	12. Transporter #2's Phone
13. Designated T/S/D Facility Name and Site Address CMS Landfill 5105 Morehead Rd Concord, NC 28027	14. US EPA ID Number 704-262-6371	15. Facility's Phone

16. Waste Shipping Name and Description	17. Republic Services Approval # and Exp. Date	18. Containers No.	18. Containers Type	19. Total Quantity	20. Unit Wt/Vol
a. contaminated soil	5010-20-12078 9/17/2021				
b.				22	LQ
c.				4h	380

21. Additional Descriptions for Materials Listed Above
Load 124

22. Special Handling Instructions and Additional Information
BIL: STAT 100179

23. **GENERATOR'S CERTIFICATION:** I hereby certify that the above named material is not a hazardous waste as defined by 40 CFR 261 or any applicable state law, has been properly described, classified and packaged, and is in proper condition for transportation according to applicable regulations; AND, if this waste is a treatment residue of a previously restricted hazardous waste subject to the Land Disposal Restrictions. I certify and warrant that the waste has been treated in accordance with the requirements of 40 CFR 268 and is no longer a hazardous waste as defined by 40 CFR 261.

Printed/Typed Name	Signature	Month	Day	Year
Chad Spark		10	16	20

TRANSPORTER

24. **Transporter #1:** Acknowledgement of Receipt of Materials

Printed/Typed Name	Signature	Month	Day	Year
Cary Combs	Cary Combs	10	16	20

25. **Transporter #2:** Acknowledgement of Receipt of Materials

Printed/Typed Name	Signature	Month	Day	Year

T/S/D FACILITY

26. Discrepancy Indication Space

27. **Facility Owner or Operator:** Certification of receipt of waste materials covered by this manifest (except as noted in Item 19)
CMS LANDFILL 5105 MOREHEAD RD CONCORD, NC 28027 704-262-6371

Printed/Typed Name	Signature	Month	Day	Year
Kay	Kay	10	16	20

TRANSPORTER #2

SITE BFI/CMS LANDFILL 704-782-2004
5105 MOREHEAD RD CONCORD, NC 28025

CUSTOMER 100170
STAT INC
PO BOX 1443
LENOIR, NC 28645

Contract:50102012078
Generator:Colonial Pipeline Company

SITE	Y6	TICKET #	1769798
CELL			
WEIGHMASTER	Aly G.		
DATE/TIME IN	10/16/20 3:07 pm	DATE/TIME OUT	10/16/20 3:07 p
VEHICLE	dt84	CONTAINER	
REFERENCE	1041217		
BILL OF LADING			

SCALE IN	GROSS WEIGHT	69,400	NET TONS	21.20
TARE OUT	TARE WEIGHT	27,000	NET WEIGHT	42,400

INBOUND
INVOICE

QTY.	UNIT	DESCRIPTION	RATE	EXTENSION	TAX	TOTAL
0.00	YD	Tracking QTY				
21.20	tn	SW-CONT SOIL-ALT DAILY COVER Origin:MECKLENBURG 100%				



HARD HATS AND SAFETY VEST ARE REQUIRED WHEN EXITING YOUR VEHICLE

WHILE IN THE LANDFILL. IF YOU DO NOT HAVE THESE ITEMS YOU MAY BORROW

A SET FROM THE SCALE HOUSE. THANK YOU.

NET AMOUNT
TENDERED
CHANGE
CHECK#

The undersigned individual signing this document on behalf of Customer acknowledges that he or she has read and understands the terms and conditions on the reverse side and that he or she has the authority to sign this document on behalf of the customer.

RS-F042UPR (04/19)

SIGNATURE _____

REPUBLIC SERVICES

Please print or type.

NON-HAZARDOUS WASTE MANIFEST

1041217

1. Generator's US EPA ID Number	Manifest Document Number	2. Page 1 of	
			1769798

GENERATOR

3. Generator's Name and Mailing Address
PO BOX 87
Paw Creek, NC 28213
4. Phone ( )

5. Generating Location (if different)
14108 Huntersville-Concord Rd.
Paw Creek, NC 28078
6. Phone ( )

7. Transporter #1 Company Name	8. US EPA ID Number	9. Transporter #1's Phone
10. Transporter #2 Company Name	11. US EPA ID Number	12. Transporter #2's Phone
13. Designated T/S/D Facility Name and Site Address CMS Landfill 5105 Morehead Rd Concord, NC 28027	14. US EPA ID Number 704-262-9371	15. Facility's Phone

16. Waste Shipping Name and Description	17. Republic Services Approval # and Exp. Date	18. Containers No.	18. Containers Type	19. Total Quantity	20. Unit Wt/Vol
a. contaminated soil	5010-20-12078 9/17/2021		ST		G
b.				2120	
c.				42400	

21. Additional Descriptions for Materials Listed Above
Lead 125

22. Special Handling Instructions and Additional Information
BIL: STAT 100170

23. **GENERATOR'S CERTIFICATION:** I hereby certify that the above named material is not a hazardous waste as defined by 40 CFR 261 or any applicable state law, has been properly described, classified and packaged, and is in proper condition for transportation according to applicable regulations; AND, if this waste is a treatment residue of a previously restricted hazardous waste subject to the Land Disposal Restrictions. I certify and warrant that the waste has been treated in accordance with the requirements of 40 CFR 268 and is no longer a hazardous waste as defined by 40 CFR 261.

Printed/Typed Name	Signature	Month	Day	Year
[illegible]	[signature]	10	16	20

TRANSPORTER

24. **Transporter #1:** Acknowledgement of Receipt of Materials

Printed/Typed Name	Signature	Month	Day	Year
[illegible]	[signature]	10	16	20

25. **Transporter #2:** Acknowledgement of Receipt of Materials

Printed/Typed Name	Signature	Month	Day	Year

T/S/D FACILITY

26. Discrepancy Indication Space

27. **Facility Owner or Operator:** Certification of receipt of waste materials covered by this manifest (except as noted in Item 19)
CMS LANDFILL 5105 MOREHEAD RD CONCORD, NC 28027 704-262-9371

Printed/Typed Name	Signature	Month	Day	Year
[illegible]	[signature]	10	16	20

REV 04/19

GENERATOR'S COPY

COM000033
RS-F15

SITE BFI/CMS LANDFILL 704-782-2004
5105 MOREHEAD RD CONCORD, NC 28025

CUSTOMER 100170
STAT INC
PO BOX 1443
LENOIR, NC 28645

Contract:50102012078
Generator:Colonial Pipeline Company

SITE	Y6	TICKET #	1769423
CELL			
WEIGHMASTER	Keyona C.		
DATE/TIME IN	10/15/20 12:06 pm	DATE/TIME OUT	10/15/20 12:06 p
VEHICLE	dt83	CONTAINER	
REFERENCE	1041240		
BILL OF LADING			

SCALE IN	GROSS WEIGHT	67,360	NET TONS	20.23
TARE OUT	TARE WEIGHT	26,900	NET WEIGHT	40,460

INBOUND
INVOICE

QTY.	UNIT	DESCRIPTION	RATE	EXTENSION	TAX	TOTAL
0.00	YD	Tracking QTY				
20.23	tn	SW-CONT SOIL-ALT DAILY COVER Origin:MECKLENBURG 100%				

HARD HATS AND SAFETY VEST ARE REQUIRED WHEN EXITING YOUR VEHICLE

WHILE IN THE LANDFILL. IF YOU DO NOT HAVE THESE ITEMS YOU MAY BORROW

A SET FROM THE SCALE HOUSE. THANK YOU.

NET AMOUNT
TENDERED
CHANGE
CHECK#

The undersigned individual signing this document on behalf of Customer acknowledges that he or she has read and understands the terms and conditions on the reverse side and that he or she has the authority to sign this document on behalf of the customer.

RS-F042UPR (04/19)

SIGNATURE _____

REPUBLIC SERVICES

Please print or type.

NON-HAZARDOUS WASTE MANIFEST

1041240

1. Generator's US EPA ID Number	Manifest Document Number	2. Page 1 of	
			1469023

GENERATOR

3. Generator's Name and Mailing Address	5. Generating Location (if different)
PO BOX 87 Paw Creek, NC 28213	Colonial Pipeline Company 14105 Huntersville-Concord Rd. Paw Creek, NC 28078
4. Phone ( )	6. Phone ( )

7. Transporter #1 Company Name	8. US EPA ID Number	9. Transporter #1's Phone
STAT. INC		828-446-5765
10. Transporter #2 Company Name	**11. US EPA ID Number**	**12. Transporter #2's Phone**
13. Designated T/S/D Facility Name and Site Address	**14. US EPA ID Number**	**15. Facility's Phone**
CMS Landfill 5105 Morehead Rd Concord, NC 28027	704-262-6371	

16. Waste Shipping Name and Description	17. Republic Services Approval # and Exp. Date	18. Containers No.	18. Containers Type	19. Total Quantity	20. Unit Wt/Vol
a. contaminated soil	5010-20-12078 9/17/2021				
b.					
c.					

2023
40460

21. Additional Descriptions for Materials Listed Above

Food 126

22. Special Handling Instructions and Additional Information

Bill: STAT 100170

23. **GENERATOR'S CERTIFICATION:** I hereby certify that the above named material is not a hazardous waste as defined by 40 CFR 261 or any applicable state law, has been properly described, classified and packaged, and is in proper condition for transportation according to applicable regulations; AND, if this waste is a treatment residue of a previously restricted hazardous waste subject to the Land Disposal Restrictions. I certify and warrant that the waste has been treated in accordance with the requirements of 40 CFR 268 and is no longer a hazardous waste as defined by 40 CFR 261.

Printed/Typed Name	Signature	Month	Day	Year
Chad Sparks		10	15	20

TRANSPORTER

24. **Transporter #1:** Acknowledgement of Receipt of Materials

Printed/Typed Name	Signature	Month	Day	Year
Darren Sides		10	15	20

25. **Transporter #2:** Acknowledgement of Receipt of Materials

Printed/Typed Name	Signature	Month	Day	Year

T/S/D FACILITY

26. Discrepancy Indication Space

27. **Facility Owner or Operator:** Certification of receipt of waste materials covered by this manifest (except as noted in Item 19)

CMS LANDFILL 5105 MOREHEAD RD CONCORD, NC 28027 704-262-6371

Printed/Typed Name	Signature	Month	Day	Year
Kay	Kay	10	15	20

REV 04/19

GENERATOR'S COPY

COM000033
RS-F15

SITE BFI/CMS LANDFILL 704-782-2004
5105 MOREHEAD RD CONCORD, NC 28025

CUSTOMER 100170
STAT INC
PO BOX 1443
LENOIR, NC 28645

Contract:50102012078
Generator:Colonial Pipeline Company

SITE Y6 | TICKET # 1769481 | CELL

WEIGHMASTER Keyona C.

DATE/TIME IN 10/15/20 1:43 pm | DATE/TIME OUT 10/15/20 1:43 p

VEHICLE dt83 | CONTAINER

REFERENCE 1041239

BILL OF LADING

SCALE IN GROSS WEIGHT 67,400 NET TONS 20.25
TARE OUT TARE WEIGHT 26,900 NET WEIGHT 40,500

INBOUND
INVOICE

QTY.	UNIT	DESCRIPTION	RATE	EXTENSION	TAX	TOTAL
0.00	YD	Tracking QTY				
20.25	tn	SW-CONT SOIL-ALT DAILY COVER Origin:MECKLENBURG 100%				



HARD HATS AND SAFETY VEST ARE REQUIRED WHEN EXITING YOUR VEHICLE
WHILE IN THE LANDFILL. IF YOU DO NOT HAVE THESE ITEMS YOU MAY BORROW
A SET FROM THE SCALE HOUSE. THANK YOU.

NET AMOUNT
TENDERED
CHANGE
CHECK#

The undersigned individual signing this document on behalf of Customer acknowledges that he or she has read and understands the terms and conditions on the reverse side and that he or she has the authority to sign this document on behalf of the customer.

RS-F042UPR (04/19)

SIGNATURE _____

REPUBLIC SERVICES

Please print or type.

NON-HAZARDOUS WASTE MANIFEST

1041239

1. Generator's US EPA ID Number	Manifest Document Number	2. Page 1 of	
CPC			1769481

GENERATOR

3. Generator's Name and Mailing Address	5. Generating Location (if different)
PO BOX 87 Paw Creek, NC 28213	Colonial Pipeline Company 14105 Huntersville-Concord Rd. Paw Creek, NC 28078
4. Phone ( )	6. Phone ( )

7. Transporter #1 Company Name	8. US EPA ID Number	9. Transporter #1's Phone
TAT, INC		828-446-5565
10. Transporter #2 Company Name	**11. US EPA ID Number**	**12. Transporter #2's Phone**
13. Designated T/S/D Facility Name and Site Address	**14. US EPA ID Number**	**15. Facility's Phone**
CMS Landfill 5105 Morehead Rd Concord, NC 28027	704-262-6371	

16. Waste Shipping Name and Description	17. Republic Services Approval # and Exp. Date	18. Containers No.	18. Containers Type	19. Total Quantity	20. Unit Wt/Vol
a. contaminated soil	5010-20-12078 9/17/2021		NT		G
b.				2055	
c.				40500	

21. Additional Descriptions for Materials Listed Above

Load 127

22. Special Handling Instructions and Additional Information

BIR: STAT 100179

23. **GENERATOR'S CERTIFICATION:** I hereby certify that the above named material is not a hazardous waste as defined by 40 CFR 261 or any applicable state law, has been properly described, classified and packaged, and is in proper condition for transportation according to applicable regulations; AND, if this waste is a treatment residue of a previously restricted hazardous waste subject to the Land Disposal Restrictions. I certify and warrant that the waste has been treated in accordance with the requirements of 40 CFR 268 and is no longer a hazardous waste as defined by 40 CFR 261.

Printed/Typed Name	Signature	Month	Day	Year
[illegible]	[signature]	10	15	20

TRANSPORTER

24. **Transporter #1:** Acknowledgement of Receipt of Materials

Printed/Typed Name	Signature	Month	Day	Year
[illegible]	[signature]	10	15	20

25. **Transporter #2:** Acknowledgement of Receipt of Materials

Printed/Typed Name	Signature	Month	Day	Year

T/S/D FACILITY

26. Discrepancy Indication Space

27. **Facility Owner or Operator:** Certification of receipt of waste materials covered by this manifest (except as noted in Item 19)

Printed/Typed Name	Signature	Month	Day	Year
Kay	Kay	10	15	20

REV 04/19

GENERATOR'S COPY

COM000033
RS-F15

SITE BFI/CMS LANDFILL 704-782-2004
5105 MOREHEAD RD CONCORD, NC 28025

CUSTOMER 100170
STAT INC
PO BOX 1443
LENOIR, NC 28645

Contract:50102012078
Generator:Colonial Pipeline Company

SITE	Y6	TICKET #	1769526
CELL			
WEIGHMASTER	Aly G.		
DATE/TIME IN	10/15/20 3:18 pm	DATE/TIME OUT	10/15/20 3:18 p
VEHICLE	stat138	CONTAINER	
REFERENCE	1041238		
BILL OF LADING			

SCALE IN GROSS WEIGHT 77,620 NET TONS 23.64
TARE OUT TARE WEIGHT 30,340 NET WEIGHT 47,280

INBOUND
INVOICE

QTY.	UNIT	DESCRIPTION	RATE	EXTENSION	TAX	TOTAL
0.00	YD	Tracking QTY				
23.64	tn	SW-CONT SOIL-ALT DAILY COVER Origin:MECKLENBURG 100%				

HARD HATS AND SAFETY VEST ARE REQUIRED WHEN EXITING YOUR VEHICLE

WHILE IN THE LANDFILL. IF YOU DO NOT HAVE THESE ITEMS YOU MAY BORROW

A SET FROM THE SCALE HOUSE. THANK YOU.

NET AMOUNT
TENDERED
CHANGE
CHECK#

The undersigned individual signing this document on behalf of Customer acknowledges that he or she has read and understands the terms and conditions on the reverse side and that he or she has the authority to sign this document on behalf of the customer.

RS-F042UPR (04/19)

SIGNATURE _____

REPUBLIC SERVICES

Please print or type.

NON-HAZARDOUS WASTE MANIFEST

1041238

1. Generator's US EPA ID Number	Manifest Document Number	2. Page 1 of	
[illegible]			7109826

GENERATOR

3. Generator's Name and Mailing Address
PO BOX 87
Paw Creek, NC 28213

4. Phone ( )

5. Generating Location (if different)
14108 Huntersville-Concord Rd.
Paw Creek, NC 28078

6. Phone ( )

7. Transporter #1 Company Name	8. US EPA ID Number	9. Transporter #1's Phone
STAT, INC		828-446-5565
10. Transporter #2 Company Name	11. US EPA ID Number	12. Transporter #2's Phone
13. Designated T/S/D Facility Name and Site Address	14. US EPA ID Number	15. Facility's Phone
CMS Landfill 5105 Morehead Rd Concord, NC 28027		704-262-8371

16. Waste Shipping Name and Description	17. Republic Services Approval # and Exp. Date	18. Containers No.	18. Containers Type	19. Total Quantity	20. Unit Wt/Vol
a. contaminated soil	5010-20-12078 9/17/2021		DT		G
b.				23.04	
c.				47280	

21. Additional Descriptions for Materials Listed Above
Load 128

22. Special Handling Instructions and Additional Information
BR: STAT 100170

23. **GENERATOR'S CERTIFICATION:** I hereby certify that the above named material is not a hazardous waste as defined by 40 CFR 261 or any applicable state law, has been properly described, classified and packaged, and is in proper condition for transportation according to applicable regulations; AND, if this waste is a treatment residue of a previously restricted hazardous waste subject to the Land Disposal Restrictions. I certify and warrant that the waste has been treated in accordance with the requirements of 40 CFR 268 and is no longer a hazardous waste as defined by 40 CFR 261.

Printed/Typed Name	Signature	Month	Day	Year
Chad Sparks		10	15	20

TRANSPORTER

24. **Transporter #1:** Acknowledgement of Receipt of Materials

Printed/Typed Name	Signature	Month	Day	Year
Cody W.	Cody W.	10	15	20

25. **Transporter #2:** Acknowledgement of Receipt of Materials

Printed/Typed Name	Signature	Month	Day	Year

T/S/D FACILITY

26. Discrepancy Indication Space

27. **Facility Owner or Operator:** Certification of receipt of waste materials covered by this manifest (except as noted in Item 19)

Printed/Typed Name	Signature	Month	Day	Year
Any	Any	10	15	20

SITE BFI/CMS LANDFILL 704-782-2004
5105 MOREHEAD RD CONCORD, NC 28025

CUSTOMER 100170
STAT INC
PO BOX 1443
LENOIR, NC 28645

Contract:50102012078
Generator:Colonial Pipeline Company

SITE Y6	TICKET # 1769516	CELL	
WEIGHMASTER	Keyona C.		
DATE/TIME IN	10/15/20 2:54 pm	DATE/TIME OUT	10/15/20 2:54 I
VEHICLE	stat162	CONTAINER	
REFERENCE	1041237		
BILL OF LADING			

SCALE IN GROSS WEIGHT 75,240 NET TONS 22.27
TARE OUT TARE WEIGHT 30,700 NET WEIGHT 44,540

INBOUND
INVOICE

QTY.	UNIT	DESCRIPTION	RATE	EXTENSION	TAX	TOTAL
0.00	YD	Tracking QTY				
22.27	tn	SW-CONT SOIL-ALT DAILY COVER Origin:MECKLENBURG 100%				



HARD HATS AND SAFETY VEST ARE REQUIRED WHEN EXITING YOUR VEHICLE

WHILE IN THE LANDFILL. IF YOU DO NOT HAVE THESE ITEMS YOU MAY BORROW

A SET FROM THE SCALE HOUSE. THANK YOU.

NET AMOUNT
TENDERED
CHANGE
CHECK#

The undersigned individual signing this document on behalf of Customer acknowledges that he or she has read and understands the terms and conditions on the reverse side and that he or she has the authority to sign this document on behalf of the customer.

RS-F042UPR (04/19)

SIGNATURE _____

REPUBLIC SERVICES

Please print or type.

NON-HAZARDOUS WASTE MANIFEST

1041237

1. Generator's US EPA ID Number	Manifest Document Number	2. Page 1 of	
			17169516

GENERATOR

3. Generator's Name and Mailing Address	5. Generating Location (if different)
CSC PO BOX 67 Paw Creek, NC 28213	Colonial Pipeline Company 14108 Huntersville-Concord Rd. Paw Creek, NC 28078
4. Phone ( )	6. Phone ( )

7. Transporter #1 Company Name	8. US EPA ID Number	9. Transporter #1's Phone
JAT, INC		222 446-5565
10. Transporter #2 Company Name	**11. US EPA ID Number**	**12. Transporter #2's Phone**
13. Designated T/S/D Facility Name and Site Address	**14. US EPA ID Number**	**15. Facility's Phone**
GMS Landfill 5105 Morehead Rd Concord, NC 28027	704-262-8371	

16. Waste Shipping Name and Description	17. Republic Services Approval # and Exp. Date	18. Containers No.	18. Containers Type	19. Total Quantity	20. Unit Wt/Vol
a. contaminated soil 5010-20-12078	9/17/2021		DT		G
b. 104 158					3227
c.					44540

21. Additional Descriptions for Materials Listed Above

Lock 129

22. Special Handling Instructions and Additional Information

BIL: STAT 100170

23. **GENERATOR'S CERTIFICATION:** I hereby certify that the above named material is not a hazardous waste as defined by 40 CFR 261 or any applicable state law, has been properly described, classified and packaged, and is in proper condition for transportation according to applicable regulations; AND, if this waste is a treatment residue of a previously restricted hazardous waste subject to the Land Disposal Restrictions. I certify and warrant that the waste has been treated in accordance with the requirements of 40 CFR 268 and is no longer a hazardous waste as defined by 40 CFR 261.

Printed/Typed Name	Signature	Month	Day	Year
[illegible]	[signature]	10	15	20

TRANSPORTER

24. **Transporter #1:** Acknowledgement of Receipt of Materials

Printed/Typed Name	Signature	Month	Day	Year
R Israel Triplett	[signature]	10	15	20

25. **Transporter #2:** Acknowledgement of Receipt of Materials

Printed/Typed Name	Signature	Month	Day	Year

T/S/D FACILITY

26. Discrepancy Indication Space

27. **Facility Owner or Operator:** Certification of receipt of waste materials covered by this manifest (except as noted in Item 19)

Printed/Typed Name	Signature	Month	Day	Year
Kay	Kay	10	15	20

REV 04/19

GENERATOR'S COPY

COM000033

SITE BFI/CMS LANDFILL 704-782-2004
5105 MOREHEAD RD CONCORD, NC 28025

CUSTOMER 100170
STAT INC
PO BOX 1443
LENOIR, NC 28645

Contract:50102012078
Generator:Colonial Pipeline Company

SITE	Y6
TICKET #	1769749
CELL	
WEIGHMASTER	Keyona C.
DATE/TIME IN	10/16/20 1:30 pm
DATE/TIME OUT	10/16/20 1:30 p
VEHICLE	dt84
CONTAINER	
REFERENCE	1041236
BILL OF LADING	

SCALE IN	GROSS WEIGHT	69,500	NET TONS	21.25
TARE OUT	TARE WEIGHT	27,000	NET WEIGHT	42,500

INBOUND
INVOICE

QTY.	UNIT	DESCRIPTION	RATE	EXTENSION	TAX	TOTAL
0.00	YD	Tracking QTY				
21.25	tn	SW-CONT SOIL-ALT DAILY COVER Origin:MECKLENBURG 100%				



HARD HATS AND SAFETY VEST ARE REQUIRED WHEN EXITING YOUR VEHICLE

WHILE IN THE LANDFILL. IF YOU DO NOT HAVE THESE ITEMS YOU MAY BORROW

A SET FROM THE SCALE HOUSE. THANK YOU.

NET AMOUNT
TENDERED
CHANGE
CHECK#

The undersigned individual signing this document on behalf of Customer acknowledges that he or she has read and understands the terms and conditions on the reverse side and that he or she has the authority to sign this document on behalf of the customer.

RS-F042UPR (04/19)

SIGNATURE _____

REPUBLIC SERVICES

Please print or type.

NON-HAZARDOUS WASTE MANIFEST

1041236

GENERATOR

1. Generator's US EPA ID Number	Manifest Document Number	2. Page 1 of

3. Generator's Name and Mailing Address
PO BOX 87
Pow Creek, NC 28213

4. Phone ( )

5. Generating Location (if different)
14108 Huntersville-Concord Rd.
Pow Creek, NC 28079

6. Phone ( )

7. Transporter #1 Company Name	8. US EPA ID Number	9. Transporter #1's Phone
STAT, INC		528-4[illegible]-05
10. Transporter #2 Company Name	11. US EPA ID Number	12. Transporter #2's Phone
13. Designated T/S/D Facility Name and Site Address CMB Landfill 5106 Morehead Rd Concord, NC 28027	14. US EPA ID Number	15. Facility's Phone 704-262-5371

16. Waste Shipping Name and Description	17. Republic Services Approval # and Exp. Date	18. Containers No.	18. Containers Type	19. Total Quantity	20. Unit Wt/Vol
a. contaminated soil	5010-20-12078 9/17/2021		55		G
b.				31	25
c.				4	50

21. Additional Descriptions for Materials Listed Above
Lead 130

22. Special Handling Instructions and Additional Information
Bill: STAT 100170

23. **GENERATOR'S CERTIFICATION:** I hereby certify that the above named material is not a hazardous waste as defined by 40 CFR 261 or any applicable state law, has been properly described, classified and packaged, and is in proper condition for transportation according to applicable regulations; AND, if this waste is a treatment residue of a previously restricted hazardous waste subject to the Land Disposal Restrictions. I certify and warrant that the waste has been treated in accordance with the requirements of 40 CFR 268 and is no longer a hazardous waste as defined by 40 CFR 261.

Printed/Typed Name	Signature	Month	Day	Year
[illegible]		10	15	20

TRANSPORTER

24. **Transporter #1:** Acknowledgement of Receipt of Materials

Printed/Typed Name	Signature	Month	Day	Year
[illegible]		10	15	20

25. **Transporter #2:** Acknowledgement of Receipt of Materials

Printed/Typed Name	Signature	Month	Day	Year

T/S/D FACILITY

26. Discrepancy Indication Space

27. **Facility Owner or Operator:** Certification of receipt of waste materials covered by this manifest (except as noted in Item 19)

Printed/Typed Name	Signature	Month	Day	Year
Kay	Kay	10	16	20

REV 04/19

GENERATOR'S COPY

COM000033
RS-F15

SITE BFI/CMS LANDFILL 704-782-2004
5105 MOREHEAD RD CONCORD, NC 28025

CUSTOMER 100170
STAT INC
PO BOX 1443
LENOIR, NC 28645

Contract:50102012078
Generator:Colonial Pipeline Company

SITE Y6	TICKET # 1769528	CELL	
WEIGHMASTER	Aly G.		
DATE/TIME IN	10/15/20 3:20 pm	DATE/TIME OUT	10/15/20 3:20 p
VEHICLE	STAT80	CONTAINER	
REFERENCE	1041235		
BILL OF LADING			

SCALE IN GROSS WEIGHT 68,520 NET TONS 20.05 INBOUND
TARE OUT TARE WEIGHT 28,420 NET WEIGHT 40,100 INVOICE

QTY.	UNIT	DESCRIPTION	RATE	EXTENSION	TAX	TOTAL
0.00	YD	Tracking QTY				
20.05	tn	SW-CONT SOIL-ALT DAILY COVER Origin:MECKLENBURG 100%				



HARD HATS AND SAFETY VEST ARE REQUIRED WHEN EXITING YOUR VEHICLE

WHILE IN THE LANDFILL. IF YOU DO NOT HAVE THESE ITEMS YOU MAY BORROW

A SET FROM THE SCALE HOUSE. THANK YOU.

NET AMOUNT
TENDERED
CHANGE
CHECK#

The undersigned individual signing this document on behalf of Customer acknowledges that he or she has read and understands the terms and conditions on the reverse side and that he or she has the authority to sign this document on behalf of the customer.

RS-F042UPR (04/19)

SIGNATURE _____

REPUBLIC SERVICES

Please print or type.

NON-HAZARDOUS WASTE MANIFEST

1041235

1. Generator's US EPA ID Number	Manifest Document Number	2. Page 1 of	
			769528

GENERATOR

3. Generator's Name and Mailing Address
CPC
PO BOX 87
Paw Creek, NC 28213

4. Phone ( )

5. Generating Location (if different)
Colonial Pipeline Co
14108 Huntersville-Concord Rd.
Paw Creek, NC 28078

6. Phone ( )

7. Transporter #1 Company Name	8. US EPA ID Number	9. Transporter #1's Phone
10. Transporter #2 Company Name	**11. US EPA ID Number**	**12. Transporter #2's Phone**
13. Designated T/S/D Facility Name and Site Address	**14. US EPA ID Number**	**15. Facility's Phone**
CMS Landfill 5105 Morehead Rd Concord, NC 28027	704-262-8371	

16. Waste Shipping Name and Description	17. Republic Services Approval # and Exp. Date	18. Containers		19. Total Quantity	20. Unit Wt/Vol
		No.	Type		
a. contaminated soil	5010-20-12078 9/17/2021	1	DT	Est 20	T
b.				2005	
c.				40	100

21. Additional Descriptions for Materials Listed Above
Load 131

22. Special Handling Instructions and Additional Information
BIL: STAT 100170

23. **GENERATOR'S CERTIFICATION:** I hereby certify that the above named material is not a hazardous waste as defined by 40 CFR 261 or any applicable state law, has been properly described, classified and packaged, and is in proper condition for transportation according to applicable regulations; AND, if this waste is a treatment residue of a previously restricted hazardous waste subject to the Land Disposal Restrictions. I certify and warrant that the waste has been treated in accordance with the requirements of 40 CFR 268 and is no longer a hazardous waste as defined by 40 CFR 261.

Printed/Typed Name	Signature	Month	Day	Year
Chad Parks		10	15	20

TRANSPORTER

24. **Transporter #1:** Acknowledgement of Receipt of Materials

Printed/Typed Name	Signature	Month	Day	Year
Kenneth S Marsh		10	15	20

25. **Transporter #2:** Acknowledgement of Receipt of Materials

Printed/Typed Name	Signature	Month	Day	Year

T/S/D FACILITY

26. Discrepancy Indication Space

27. **Facility Owner or Operator:** Certification of receipt of waste materials covered by this manifest (except as noted in Item 19)

Printed/Typed Name	Signature	Month	Day	Year
Any	Any	10	15	20

REV 04/19

TRANSPORTER #2

COM000033
RS-F15

SITE BFI/CMS LANDFILL 704-782-2004
5105 MOREHEAD RD CONCORD, NC 28025

CUSTOMER 100170
STAT INC
PO BOX 1443
LENOIR, NC 28645

Contract:50102012078
Generator:Colonial Pipeline Company

SITE Y6	TICKET # 1769546	CELL	
WEIGHMASTER	Aly G.		
DATE/TIME IN	10/15/20 3:56 pm	DATE/TIME OUT	10/15/20 3:56 p
VEHICLE	stat160	CONTAINER	
REFERENCE	1041233		
BILL OF LADING			

SCALE IN GROSS WEIGHT 75,300 NET TONS 21.69
TARE OUT TARE WEIGHT 31,920 NET WEIGHT 43,380

INBOUND
INVOICE

QTY.	UNIT	DESCRIPTION	RATE	EXTENSION	TAX	TOTAL
0.00	YD	Tracking QTY				
21.69	tn	SW-CONT SOIL-ALT DAILY COVER Origin:MECKLENBURG 100%				



HARD HATS AND SAFETY VEST ARE REQUIRED WHEN EXITING YOUR VEHICLE

WHILE IN THE LANDFILL. IF YOU DO NOT HAVE THESE ITEMS YOU MAY BORROW

A SET FROM THE SCALE HOUSE. THANK YOU.

NET AMOUNT
TENDERED
CHANGE
CHECK#

The undersigned individual signing this document on behalf of Customer acknowledges that he or she has read and understands the terms and conditions on the reverse side and that he or she has the authority to sign this document on behalf of the customer.

RS-F042UPR (04/19)

SIGNATURE _____

REPUBLIC SERVICES

Please print or type.

NON-HAZARDOUS WASTE MANIFEST

1041233

1. Generator's US EPA ID Number	Manifest Document Number	2. Page 1 of	
			7109546

GENERATOR

3. Generator's Name and Mailing Address
CPC
PO BOX 87
Paw Creek, NC 28213

4. Phone ( )

5. Generating Location (if different)
Colonial Pipeline Company
14108 Huntersville-Concord Rd.
Paw Creek, NC 28078

6. Phone ( )

7. Transporter #1 Company Name	8. US EPA ID Number	9. Transporter #1's Phone
10. Transporter #2 Company Name	11. US EPA ID Number	12. Transporter #2's Phone
13. Designated T/S/D Facility Name and Site Address CMS Landfill 5105 Morehead Rd Concord, NC 28027	14. US EPA ID Number	15. Facility's Phone 704-262-8371

16. Waste Shipping Name and Description	17. Republic Services Approval # and Exp. Date	18. Containers No.	18. Containers Type	19. Total Quantity	20. Unit Wt/Vol
a. contaminated soil	5010-20-12078 9/17/2021		DT		G
b.				21	09
c.				43	380

21. Additional Descriptions for Materials Listed Above
Lod 133

22. Special Handling Instructions and Additional Information
Bill: STAT 100170

23. **GENERATOR'S CERTIFICATION:** I hereby certify that the above named material is not a hazardous waste as defined by 40 CFR 261 or any applicable state law, has been properly described, classified and packaged, and is in proper condition for transportation according to applicable regulations; AND, if this waste is a treatment residue of a previously restricted hazardous waste subject to the Land Disposal Restrictions. I certify and warrant that the waste has been treated in accordance with the requirements of 40 CFR 268 and is no longer a hazardous waste as defined by 40 CFR 261.

Printed/Typed Name	Signature	Month	Day	Year
Chad Sparks		10	15	20

TRANSPORTER

24. **Transporter #1:** Acknowledgement of Receipt of Materials

Printed/Typed Name	Signature	Month	Day	Year
Maurice Wilson	Maurice Wilson	10	15	20

25. **Transporter #2:** Acknowledgement of Receipt of Materials

Printed/Typed Name	Signature	Month	Day	Year

T/S/D FACILITY

26. Discrepancy Indication Space

27. **Facility Owner or Operator:** Certification of receipt of waste materials covered by this manifest (except as noted in Item 19)
CMS LANDFILL 5105 MOREHEAD RD CONCORD, NC 28027 704-262-8371

Printed/Typed Name	Signature	Month	Day	Year
Any	Any	10	15	20

TRANSPORTER #2

SITE BFI/CMS LANDFILL 704-782-2004
5105 MOREHEAD RD CONCORD, NC 28025

CUSTOMER 100170
STAT INC
PO BOX 1443
LENOIR, NC 28645

Contract:50102012078
Generator:Colonial Pipeline Company

SITE Y6	TICKET # 1769542	CELL	
WEIGHMASTER	Aly G.		
DATE/TIME IN	10/15/20 3:45 pm	DATE/TIME OUT	10/15/20 3:45 p
VEHICLE	dt83	CONTAINER	
REFERENCE	1041232		
BILL OF LADING			

SCALE IN GROSS WEIGHT 66,420 NET TONS 19.76
TARE OUT TARE WEIGHT 26,900 NET WEIGHT 39,520

INBOUND
INVOICE

QTY.	UNIT	DESCRIPTION	RATE	EXTENSION	TAX	TOTAL
0.00	YD	Tracking QTY				
19.76	tn	SW-CONT SOIL-ALT DAILY COVER Origin:MECKLENBURG 100%				



HARD HATS AND SAFETY VEST ARE REQUIRED WHEN EXITING YOUR VEHICLE

WHILE IN THE LANDFILL. IF YOU DO NOT HAVE THESE ITEMS YOU MAY BORROW

A SET FROM THE SCALE HOUSE. THANK YOU.

NET AMOUNT
TENDERED
CHANGE
CHECK#

The undersigned individual signing this document on behalf of Customer acknowledges that he or she has read and understands the terms and conditions on the reverse side and that he or she has the authority to sign this document on behalf of the customer.

RS-F042UPR (04/19)

SIGNATURE _____

REPUBLIC SERVICES

Please print or type.

NON-HAZARDOUS WASTE MANIFEST

1041232

1. Generator's US EPA ID Number | Manifest Document Number | 2. Page 1 of

GENERATOR

3. Generator's Name and Mailing Address
PO BOX 87
Paw Creek, NC 28213

4. Phone ( )

5. Generating Location (if different)
14108 Huntersville-Concord Rd.
Paw Creek, NC 28073

6. Phone ( )

7. Transporter #1 Company Name	8. US EPA ID Number	9. Transporter #1's Phone
10. Transporter #2 Company Name	11. US EPA ID Number	12. Transporter #2's Phone
13. Designated T/S/D Facility Name and Site Address CMB Landfill 5105 Morehead Rd Concord, NC 28027	14. US EPA ID Number	15. Facility's Phone 704-262-8371

16. Waste Shipping Name and Description	17. Republic Services Approval # and Exp. Date	18. Containers No.	18. Containers Type	19. Total Quantity	20. Unit Wt/Vol
a. contaminated soil	5010-20-12078 9/17/2021				
b.				19	76
c.				38	520

21. Additional Descriptions for Materials Listed Above
Load 134

22. Special Handling Instructions and Additional Information
PO#: STAT 100179

23. **GENERATOR'S CERTIFICATION:** I hereby certify that the above named material is not a hazardous waste as defined by 40 CFR 261 or any applicable state law, has been properly described, classified and packaged, and is in proper condition for transportation according to applicable regulations; AND, if this waste is a treatment residue of a previously restricted hazardous waste subject to the Land Disposal Restrictions. I certify and warrant that the waste has been treated in accordance with the requirements of 40 CFR 268 and is no longer a hazardous waste as defined by 40 CFR 261.

Printed/Typed Name	Signature	Month	Day	Year
Chris York		10	15	20

TRANSPORTER

24. **Transporter #1:** Acknowledgement of Receipt of Materials

Printed/Typed Name	Signature	Month	Day	Year
Darren Sides	Darren Sides	10	15	20

25. **Transporter #2:** Acknowledgement of Receipt of Materials

Printed/Typed Name	Signature	Month	Day	Year

T/S/D FACILITY

26. Discrepancy Indication Space

27. **Facility Owner or Operator:** Certification of receipt of waste materials covered by this manifest (except as noted in Item 19)

Printed/Typed Name	Signature	Month	Day	Year
Any	Any	10	15	20

REPUBLIC SERVICES

Please print or type.

NON-HAZARDOUS WASTE MANIFEST

1041231

1. Generator's US EPA ID Number	Manifest Document Number	2. Page 1 of
		1 of 1

3. Generator's Name and Mailing Address
CCC
PO BOX 87
Paw Creek, NC 28213

4. Phone ( )

5. Generating Location (if different)
Colonial Pipeline Company
14108 Huntersville-Concord Rd.
Paw Creek, NC 28078

6. Phone ( )

7. Transporter #1 Company Name	8. US EPA ID Number	9. Transporter #1's Phone
10. Transporter #2 Company Name	11. US EPA ID Number	12. Transporter #2's Phone
13. Designated T/S/D Facility Name and Site Address CMS Landfill 5105 Morehead Rd Concord, NC 28027	14. US EPA ID Number	15. Facility's Phone 704-262-6371

SITE BFI/CMS LANDFILL 704-782-2004
5105 MOREHEAD RD CONCORD, NC 28025

CUSTOMER 100170
STAT INC
PO BOX 1443
LENOIR, NC 28645

Contract:50102012078
Generator:Colonial Pipeline Company

SITE Y6	TICKET # 1769579	CELL	
WEIGHMASTER	Keyona C.		
DATE/TIME IN	10/16/20 7:06 am	DATE/TIME OUT	10/16/20 7:06 a
VEHICLE	stat138	CONTAINER	
REFERENCE	1041231		
BILL OF LADING			

SCALE IN GROSS WEIGHT 74,100 NET TONS 21.88 INBOUND
TARE OUT TARE WEIGHT 30,340 NET WEIGHT 43,760 INVOICE

QTY.	UNIT	DESCRIPTION	RATE	EXTENSION	TAX	TOTAL
0.00	YD	Tracking QTY				
21.88	tn	SW-CONT SOIL-ALT DAILY COVER Origin:MECKLENBURG 100%				

THINK SAFETY CHOOSE LIVE It's the Right Thing!

HARD HATS AND SAFETY VEST ARE REQUIRED WHEN EXITING YOUR VEHICLE

WHILE IN THE LANDFILL. IF YOU DO NOT HAVE THESE ITEMS YOU MAY BORROW

A SET FROM THE SCALE HOUSE. THANK YOU.

NET AMOUNT
TENDERED
CHANGE
CHECK#

The undersigned individual signing this document on behalf of Customer acknowledges that he or she has read and understands the terms and conditions on the reverse side and that he or she has the authority to sign this document on behalf of the customer.

RS-F042UPR (04/19)

SIGNATURE _____

T/S/D FACILITY

26. Discrepancy Indication Space

27. **Facility Owner or Operator:** Certification of receipt of waste materials covered by this manifest (except as noted in Item 19)

Printed/Typed Name	Signature	Month	Day	Year
Kay	Kay	10	16	20

REV 04/19

TRANSPORTER #2

COM000033
RS-F15

REPUBLIC SERVICES

Please print or type.

NON-HAZARDOUS WASTE MANIFEST

1041230

1. Generator's US EPA ID Number	Manifest Document Number	2. Page 1 of 1

3. Generator's Name and Mailing Address	5. Generating Location (if different)
PO BOX 87 Paw Creek, NC 28213	14108 Huntersville-Concord Rd. Paw Creek, NC 28078
4. Phone ( )	6. Phone ( )

7. Transporter #1 Company Name	8. US EPA ID Number	9. Transporter #1's Phone
10. Transporter #2 Company Name	11. US EPA ID Number	12. Transporter #2's Phone
13. Designated T/S/D Facility Name and Site Address BFI Landfill 5105 Morehead Rd Concord, NC 28027	14. US EPA ID Number	15. Facility's Phone 704-262-8371

SITE BFI/CMS LANDFILL 704-782-2004
5105 MOREHEAD RD CONCORD, NC 28025

CUSTOMER 100170
STAT INC
PO BOX 1443
LENOIR, NC 28645

Contract:50102012078
Generator:Colonial Pipeline Company

SITE Y6	TICKET # 1769589	CELL
WEIGHMASTER	Keyona C.	
DATE/TIME IN 10/16/20 7:22 am		DATE/TIME OUT 10/16/20 7:22 a
VEHICLE dt83		CONTAINER
REFERENCE 1041230		
BILL OF LADING		

SCALE IN GROSS WEIGHT 66,700 NET TONS 19.90 INBOUND
TARE OUT TARE WEIGHT 26,900 NET WEIGHT 39,800 INVOICE

QTY.	UNIT	DESCRIPTION	RATE	EXTENSION	TAX	TOTAL
0.00	YD	Tracking QTY				
19.90	tn	SW-CONT SOIL-ALT DAILY COVER Origin:MECKLENBURG 100%				

THINK SAFETY CHOOSE SAFETY LIVE

HARD HATS AND SAFETY VEST ARE REQUIRED WHEN EXITING YOUR VEHICLE

WHILE IN THE LANDFILL. IF YOU DO NOT HAVE THESE ITEMS YOU MAY BORROW

A SET FROM THE SCALE HOUSE. THANK YOU.

NET AMOUNT
TENDERED
CHANGE
CHECK#

The undersigned individual signing this document on behalf of Customer acknowledges that he or she has read and understands the terms and conditions on the reverse side and that he or she has the authority to sign this document on behalf of the customer.

RS-F042UPR (04/19)

SIGNATURE _____

T/S/D FACILITY

26. Discrepancy Indication Space

27. **Facility Owner or Operator:** Certification of receipt of waste materials covered by this manifest (except as noted in Item 19)

Printed/Typed Name	Signature	Month	Day	Year
Kay	Kay	10	16	20

REV 04/19

GENERATOR'S COPY

COM000033
RS-F15

SITE BFI/CMS LANDFILL 704-782-2004
5105 MOREHEAD RD CONCORD, NC 28025

CUSTOMER 100170
STAT INC
PO BOX 1443
LENOIR, NC 28645

Contract:50102012078
Generator:Colonial Pipeline Company

SITE	Y6	TICKET #	1769811
CELL			
WEIGHMASTER	Aly G.		
DATE/TIME IN	10/16/20 3:50 pm	DATE/TIME OUT	10/16/20 3:50 p
VEHICLE	stat163	CONTAINER	
REFERENCE	1041229		
BILL OF LADING			

SCALE IN GROSS WEIGHT 75,260 NET TONS 22.39
TARE OUT TARE WEIGHT 30,480 NET WEIGHT 44,780

INBOUND
INVOICE

QTY.	UNIT	DESCRIPTION	RATE	EXTENSION	TAX	TOTAL
0.00	YD	Tracking QTY				
22.39	tn	SW-CONT SOIL-ALT DAILY COVER Origin:MECKLENBURG 100%				



HARD HATS AND SAFETY VEST ARE REQUIRED WHEN EXITING YOUR VEHICLE

WHILE IN THE LANDFILL. IF YOU DO NOT HAVE THESE ITEMS YOU MAY BORROW

A SET FROM THE SCALE HOUSE. THANK YOU.

NET AMOUNT
TENDERED
CHANGE
CHECK#

The undersigned individual signing this document on behalf of Customer acknowledges that he or she has read and understands the terms and conditions on the reverse side and that he or she has the authority to sign this document on behalf of the customer.

RS-F042UPR (04/19)

SIGNATURE _____

REPUBLIC SERVICES

Please print or type.

NON-HAZARDOUS WASTE MANIFEST

1041229

1. Generator's US EPA ID Number	Manifest Document Number	2. Page 1 of
		1 of 1

GENERATOR

3. Generator's Name and Mailing Address
PO BOX 87
Paw Creek, NC 28213

4. Phone ( )

5. Generating Location (if different)
14105 Huntersville-Concord Rd.
Paw Creek, NC 28078

6. Phone ( )

7. Transporter #1 Company Name	8. US EPA ID Number	9. Transporter #1's Phone
STAT, INC		828-446-5565
10. Transporter #2 Company Name	11. US EPA ID Number	12. Transporter #2's Phone
13. Designated T/S/D Facility Name and Site Address	14. US EPA ID Number	15. Facility's Phone
CMS Landfill 5105 Morehead Rd Concord, NC 28027	704-262-8271	

16. Waste Shipping Name and Description	17. Republic Services Approval # and Exp. Date	18. Containers No.	18. Containers Type	19. Total Quantity	20. Unit Wt/Vol
a. contaminated soil	5010-20-12078 9/17/2021		DT		G
b.				22	39
c.				44	780

21. Additional Descriptions for Materials Listed Above
Load 137

22. Special Handling Instructions and Additional Information
Bill: STAT 100170

23. **GENERATOR'S CERTIFICATION:** I hereby certify that the above named material is not a hazardous waste as defined by 40 CFR 261 or any applicable state law, has been properly described, classified and packaged, and is in proper condition for transportation according to applicable regulations; AND, if this waste is a treatment residue of a previously restricted hazardous waste subject to the Land Disposal Restrictions. I certify and warrant that the waste has been treated in accordance with the requirements of 40 CFR 268 and is no longer a hazardous waste as defined by 40 CFR 261.

Printed/Typed Name	Signature	Month	Day	Year
Chad Sparks		10	16	20

TRANSPORTER

24. **Transporter #1:** Acknowledgement of Receipt of Materials

Printed/Typed Name	Signature	Month	Day	Year
TODD LAIL		10	16	20

25. **Transporter #2:** Acknowledgement of Receipt of Materials

Printed/Typed Name	Signature	Month	Day	Year

T/S/D FACILITY

26. Discrepancy Indication Space

27. **Facility Owner or Operator:** Certification of receipt of waste materials covered by this manifest (except as noted in Item 19)

Printed/Typed Name	Signature	Month	Day	Year
ALY	ALY	10	16	20

REV 04/19

TRANSPORTER #2

COM000033
RS-F15

SITE

BFI/CMS LANDFILL 704-782-2004
5105 MOREHEAD RD CONCORD, NC 28025

CUSTOMER

100170
STAT INC
PO BOX 1443
LENOIR, NC 28645

Contract:50102012078
Generator:Colonial Pipeline Company

SITE	TICKET #	CELL
Y6	1769819	

WEIGHMASTER Aly G.

DATE/TIME IN	DATE/TIME OUT
10/16/20 4:10 pm	10/16/20 4:10 p

VEHICLE stat160

CONTAINER

REFERENCE 1041228

BILL OF LADING

SCALE IN GROSS WEIGHT 75,640 NET TONS 21.86
TARE OUT TARE WEIGHT 31,920 NET WEIGHT 43,720

INBOUND
INVOICE

QTY.	UNIT	DESCRIPTION	RATE	EXTENSION	TAX	TOTAL
0.00	YD	Tracking QTY				
21.86	tn	SW-CONT SOIL-ALT DAILY Origin:MECKLENBURG 100% COVER				



HARD HATS AND SAFETY VEST ARE REQUIRED WHEN EXITING YOUR VEHICLE

WHILE IN THE LANDFILL. IF YOU DO NOT HAVE THESE ITEMS YOU MAY BORROW

A SET FROM THE SCALE HOUSE. THANK YOU.

The undersigned individual signing this document on behalf of Customer acknowledges that he or she has read and understands the terms and conditions on the reverse side and that he or she has the authority to sign this document on behalf of the customer.

RS-F042UPR (04/19)

SIGNATURE _____

NET AMOUNT
TENDERED
CHANGE
CHECK#

REPUBLIC SERVICES

Please print or type.

NON-HAZARDOUS WASTE MANIFEST

1041228

1. Generator's US EPA ID Number	Manifest Document Number	2. Page 1 of	
			1769819

GENERATOR

3. Generator's Name and Mailing Address
CRC
PO BOX 87
Paw Creek, NC 28213

4. Phone ( )

5. Generating Location (if different)
Concord Quarry
14108 Huntersville-Concord Rd.
Paw Creek, NC 28078

6. Phone ( )

7. Transporter #1 Company Name	8. US EPA ID Number	9. Transporter #1's Phone
10. Transporter #2 Company Name	11. US EPA ID Number	12. Transporter #2's Phone
13. Designated T/S/D Facility Name and Site Address CMS Landfill 6105 Morehead Rd Concord, NC 28027	14. US EPA ID Number 704-262-8371	15. Facility's Phone

16. Waste Shipping Name and Description	17. Republic Services Approval # and Exp. Date	18. Containers No.	18. Containers Type	19. Total Quantity	20. Unit Wt/Vol
a. contaminated soil	5010-20-12078 9/17/2021		DT		G
b.				21	SW
c.				42,720	

21. Additional Descriptions for Materials Listed Above
Load 138

22. Special Handling Instructions and Additional Information
BIR: STAT 100170

23. **GENERATOR'S CERTIFICATION:** I hereby certify that the above named material is not a hazardous waste as defined by 40 CFR 261 or any applicable state law, has been properly described, classified and packaged, and is in proper condition for transportation according to applicable regulations; AND, if this waste is a treatment residue of a previously restricted hazardous waste subject to the Land Disposal Restrictions. I certify and warrant that the waste has been treated in accordance with the requirements of 40 CFR 268 and is no longer a hazardous waste as defined by 40 CFR 261.

Printed/Typed Name	Signature	Month	Day	Year
Rod Sparks		10	16	20

TRANSPORTER

24. **Transporter #1:** Acknowledgement of Receipt of Materials

Printed/Typed Name	Signature	Month	Day	Year
Maurice Wilson	Maurice Wilson	10	16	20

25. **Transporter #2:** Acknowledgement of Receipt of Materials

Printed/Typed Name	Signature	Month	Day	Year

T/S/D FACILITY

26. Discrepancy Indication Space

27. **Facility Owner or Operator:** Certification of receipt of waste materials covered by this manifest (except as noted in Item 19)

Printed/Typed Name	Signature	Month	Day	Year
Ally	Ally	10	16	20

REV 04/19

TRANSPORTER #2

COM000033
RS-F15

SITE BFI/CMS LANDFILL 704-782-2004
5105 MOREHEAD RD CONCORD, NC 28025

CUSTOMER 100170
STAT INC
PO BOX 1443
LENOIR, NC 28645

Contract:50102012078
Generator:Colonial Pipeline Company

SITE	Y6	TICKET #	1769816
CELL			
WEIGHMASTER	Aly G.		
DATE/TIME IN	10/16/20 3:59 pm	DATE/TIME OUT	10/16/20 3:59 p
VEHICLE	STAT80	CONTAINER	
REFERENCE	1041227		
BILL OF LADING			

SCALE IN GROSS WEIGHT 68,040 NET TONS 19.81
TARE OUT TARE WEIGHT 28,420 NET WEIGHT 39,620

INBOUND
INVOICE

QTY.	UNIT	DESCRIPTION	RATE	EXTENSION	TAX	TOTAL
0.00	YD	Tracking QTY				
19.81	tn	SW-CONT SOIL-ALT DAILY COVER Origin:MECKLENBURG 100%				



HARD HATS AND SAFETY VEST ARE REQUIRED WHEN EXITING YOUR VEHICLE

WHILE IN THE LANDFILL. IF YOU DO NOT HAVE THESE ITEMS YOU MAY BORROW

A SET FROM THE SCALE HOUSE. THANK YOU.

NET AMOUNT
TENDERED
CHANGE
CHECK#

The undersigned individual signing this document on behalf of Customer acknowledges that he or she has read and understands the terms and conditions on the reverse side and that he or she has the authority to sign this document on behalf of the customer.

RS-F042UPR (04/19)

SIGNATURE _____

REPUBLIC SERVICES

Please print or type.

NON-HAZARDOUS WASTE MANIFEST

1041227

1. Generator's US EPA ID Number	Manifest Document Number	2. Page 1 of
		1769816

GENERATOR

3. Generator's Name and Mailing Address
CMS
PO BOX 87
Paw Creek, NC 28213

4. Phone ( )

5. Generating Location (if different)
Colonial Pipeline Company
14108 Huntersville-Concord Rd.
Paw Creek, NC 28078

6. Phone ( )

7. Transporter #1 Company Name	8. US EPA ID Number	9. Transporter #1's Phone
10. Transporter #2 Company Name	11. US EPA ID Number	12. Transporter #2's Phone
13. Designated T/S/D Facility Name and Site Address CMS Landfill 5105 Morehead Rd Concord, NC 28027	14. US EPA ID Number 704-262-6371	15. Facility's Phone

16. Waste Shipping Name and Description	17. Republic Services Approval # and Exp. Date	18. Containers No.	18. Containers Type	19. Total Quantity	20. Unit Wt/Vol
a. contaminated soil	5010-20-12078 9/17/2021	1	DT	Est 20	T
b.				1981	
c.				39620	

21. Additional Descriptions for Materials Listed Above

Load 139

22. Special Handling Instructions and Additional Information

Bill: STAT 106170

23. **GENERATOR'S CERTIFICATION:** I hereby certify that the above named material is not a hazardous waste as defined by 40 CFR 261 or any applicable state law, has been properly described, classified and packaged, and is in proper condition for transportation according to applicable regulations; AND, if this waste is a treatment residue of a previously restricted hazardous waste subject to the Land Disposal Restrictions. I certify and warrant that the waste has been treated in accordance with the requirements of 40 CFR 268 and is no longer a hazardous waste as defined by 40 CFR 261.

Printed/Typed Name	Signature	Month	Day	Year
Chad Sparks	[signature]	10	16	20

TRANSPORTER

24. **Transporter #1:** Acknowledgement of Receipt of Materials

Printed/Typed Name	Signature	Month	Day	Year
Kenneth S March	[signature]	10	16	20

25. **Transporter #2:** Acknowledgement of Receipt of Materials

Printed/Typed Name	Signature	Month	Day	Year

T/S/D FACILITY

26. Discrepancy Indication Space

27. **Facility Owner or Operator:** Certification of receipt of waste materials covered by this manifest (except as noted in Item 19)
CMS LANDFILL 5105 MOREHEAD RD CONCORD, NC 28027 704-262-6371

Printed/Typed Name	Signature	Month	Day	Year
Amy	Amy	10	16	20

REV 04/19

TRANSPORTER #2

COM000033
RS-F15

SITE BFI/CMS LANDFILL 704-782-2004
5105 MOREHEAD RD CONCORD, NC 28025

CUSTOMER 100170
STAT INC
PO BOX 1443
LENOIR, NC 28645

Contract:50102012078
Generator:Colonial Pipeline Company

SITE	Y6	TICKET #	1769828
CELL			
WEIGHMASTER	Aly G.		
DATE/TIME IN	10/16/20 4:33 pm	DATE/TIME OUT	10/16/20 4:33 p
VEHICLE	stat138	CONTAINER	
REFERENCE	1041226		
BILL OF LADING			

SCALE IN GROSS WEIGHT 75,040 NET TONS 22.35
TARE OUT TARE WEIGHT 30,340 NET WEIGHT 44,700

INBOUND
INVOICE

QTY.	UNIT	DESCRIPTION	RATE	EXTENSION	TAX	TOTAL
0.00	YD	Tracking QTY				
22.35	tn	SW-CONT SOIL-ALT DAILY COVER Origin:MECKLENBURG 100%				



HARD HATS AND SAFETY VEST ARE REQUIRED WHEN EXITING YOUR VEHICLE

WHILE IN THE LANDFILL. IF YOU DO NOT HAVE THESE ITEMS YOU MAY BORROW

A SET FROM THE SCALE HOUSE. THANK YOU.

NET AMOUNT
TENDERED
CHANGE
CHECK#

The undersigned individual signing this document on behalf of Customer acknowledges that he or she has read and understands the terms and conditions on the reverse side and that he or she has the authority to sign this document on behalf of the customer.

RS-F042UPR (04/19)

SIGNATURE _____

REPUBLIC SERVICES

Please print or type.

NON-HAZARDOUS WASTE MANIFEST

1041226

1. Generator's US EPA ID Number	Manifest Document Number	2. Page 1 of	
			NU9828

GENERATOR

3. Generator's Name and Mailing Address
PO BOX 87
Paw Creek, NC 28213
4. Phone ( )

5. Generating Location (if different)
14108 Huntersville-Concord Rd.
Paw Creek, NC 28078
6. Phone ( )

7. Transporter #1 Company Name	8. US EPA ID Number	9. Transporter #1's Phone
10. Transporter #2 Company Name	11. US EPA ID Number	12. Transporter #2's Phone
13. Designated T/S/D Facility Name and Site Address CMS Landfill 5105 Morehead Rd Concord, NC 28027	14. US EPA ID Number 704-262-8371	15. Facility's Phone

16. Waste Shipping Name and Description	17. Republic Services Approval # and Exp. Date	18. Containers No.	18. Containers Type	19. Total Quantity	20. Unit Wt/Vol
a. contaminated soil 5010-20-12078 9/17/2021		1	DT		G
b.				2235	
c.				44700	

21. Additional Descriptions for Materials Listed Above
Lod 140

22. Special Handling Instructions and Additional Information
BIL: STAT 100170

23. **GENERATOR'S CERTIFICATION:** I hereby certify that the above named material is not a hazardous waste as defined by 40 CFR 261 or any applicable state law, has been properly described, classified and packaged, and is in proper condition for transportation according to applicable regulations; AND, if this waste is a treatment residue of a previously restricted hazardous waste subject to the Land Disposal Restrictions. I certify and warrant that the waste has been treated in accordance with the requirements of 40 CFR 268 and is no longer a hazardous waste as defined by 40 CFR 261.

Printed/Typed Name	Signature	Month	Day	Year
Mod Soils		10	16	20

TRANSPORTER

24. **Transporter #1:** Acknowledgement of Receipt of Materials

Printed/Typed Name	Signature	Month	Day	Year
Cody Ward	Cody Ward	10	16	20

25. **Transporter #2:** Acknowledgement of Receipt of Materials

Printed/Typed Name	Signature	Month	Day	Year

T/S/D FACILITY

26. Discrepancy Indication Space

27. **Facility Owner or Operator:** Certification of receipt of waste materials covered by this manifest (except as noted in Item 19)
CMS LANDFILL 5105 MOREHEAD RD CONCORD, NC 28027 704-262-8371

Printed/Typed Name	Signature	Month	Day	Year
Any	Any	10	16	20

REV 04/19

TRANSPORTER #2

COM000033
RS-F15

SITE BFI/CMS LANDFILL 704-782-2004
5105 MOREHEAD RD CONCORD, NC 28025

CUSTOMER 100170
STAT INC
PO BOX 1443
LENOIR, NC 28645

Contract:50102012078
Generator:Colonial Pipeline Company

SITE Y6	TICKET # 1769839	CELL	
WEIGHMASTER	Keyona C.		
DATE/TIME IN	10/17/20 7:12 am	DATE/TIME OUT	10/17/20 7:12 a
VEHICLE	dt83	CONTAINER	
REFERENCE	1041224		
BILL OF LADING			

SCALE IN	GROSS WEIGHT	68,980	NET TONS	21.04
TARE OUT	TARE WEIGHT	26,900	NET WEIGHT	42,080

INBOUND
INVOICE

QTY.	UNIT	DESCRIPTION	RATE	EXTENSION	TAX	TOTAL
0.00	YD	Tracking QTY				
21.04	tn	SW-CONT SOIL-ALT DAILY COVER Origin:MECKLENBURG 100%				



HARD HATS AND SAFETY VEST ARE REQUIRED WHEN EXITING YOUR VEHICLE

WHILE IN THE LANDFILL. IF YOU DO NOT HAVE THESE ITEMS YOU MAY BORROW

A SET FROM THE SCALE HOUSE. THANK YOU.

NET AMOUNT
TENDERED
CHANGE
CHECK#

The undersigned individual signing this document on behalf of Customer acknowledges that he or she has read and understands the terms and conditions on the reverse side and that he or she has the authority to sign this document on behalf of the customer.

RS-F042UPR (04/19)

SIGNATURE _____

REPUBLIC SERVICES

Please print or type.

NON-HAZARDOUS WASTE MANIFEST

1041224

1. Generator's US EPA ID Number	Manifest Document Number	2. Page 1 of

GENERATOR

3. Generator's Name and Mailing Address	5. Generating Location (If different)
PO BOX 87 Paw Creek, NC 28213	14168 Huntersville-Concord Rd. Paw Creek, NC 28078
4. Phone ( )	6. Phone ( )

7. Transporter #1 Company Name	8. US EPA ID Number	9. Transporter #1's Phone
10. Transporter #2 Company Name	**11. US EPA ID Number**	**12. Transporter #2's Phone**
13. Designated T/S/D Facility Name and Site Address	**14. US EPA ID Number**	**15. Facility's Phone**
MB Landfill 5105 Morehead Rd Concord, NC 28027		704-262-8371

16. Waste Shipping Name and Description	17. Republic Services Approval # and Exp. Date	18. Containers No.	18. Containers Type	19. Total Quantity	20. Unit Wt/Vol
a. contaminated soil	5010-20-12078 9/17/2021				
b.				31.04	
c.				46080	

21. Additional Descriptions for Materials Listed Above

Lwd 142

22. Special Handling Instructions and Additional Information

BR: STAT 160170

23. **GENERATOR'S CERTIFICATION:** I hereby certify that the above named material is not a hazardous waste as defined by 40 CFR 261 or any applicable state law, has been properly described, classified and packaged, and is in proper condition for transportation according to applicable regulations; AND, if this waste is a treatment residue of a previously restricted hazardous waste subject to the Land Disposal Restrictions. I certify and warrant that the waste has been treated in accordance with the requirements of 40 CFR 268 and is no longer a hazardous waste as defined by 40 CFR 261.

Printed/Typed Name	Signature	Month	Day	Year
		10	16	20

TRANSPORTER

24. **Transporter #1:** Acknowledgement of Receipt of Materials

Printed/Typed Name	Signature	Month	Day	Year
		10	16	20

25. **Transporter #2:** Acknowledgement of Receipt of Materials

Printed/Typed Name	Signature	Month	Day	Year

T/S/D FACILITY

26. Discrepancy Indication Space

27. **Facility Owner or Operator:** Certification of receipt of waste materials covered by this manifest (except as noted in Item 19)

Printed/Typed Name	Signature	Month	Day	Year
		10	17	20

SITE BFI/CMS LANDFILL 704-782-2004
5105 MOREHEAD RD CONCORD, NC 28025

CUSTOMER 100170
STAT INC
PO BOX 1443
LENOIR, NC 28645

Contract:50102012078
Generator:Colonial Pipeline Company

SITE	Y6
TICKET #	1769829
CELL	
WEIGHMASTER	Aly G.
DATE/TIME IN	10/16/20 4:42 pm
DATE/TIME OUT	10/16/20 4:42 p
VEHICLE	dt83
CONTAINER	
REFERENCE	1041223
BILL OF LADING	

SCALE IN GROSS WEIGHT 70,000 NET TONS 21.55
TARE OUT TARE WEIGHT 26,900 NET WEIGHT 43,100

INBOUND
INVOICE

QTY.	UNIT	DESCRIPTION	RATE	EXTENSION	TAX	TOTAL
0.00	YD	Tracking QTY				
21.55	tn	SW-CONT SOIL-ALT DAILY COVER Origin:MECKLENBURG 100%				



HARD HATS AND SAFETY VEST ARE REQUIRED WHEN EXITING YOUR VEHICLE

WHILE IN THE LANDFILL. IF YOU DO NOT HAVE THESE ITEMS YOU MAY BORROW

A SET FROM THE SCALE HOUSE. THANK YOU.

NET AMOUNT
TENDERED
CHANGE
CHECK#

The undersigned individual signing this document on behalf of Customer acknowledges that he or she has read and understands the terms and conditions on the reverse side and that he or she has the authority to sign this document on behalf of the customer.

RS-F042UPR (04/19)

SIGNATURE _____

REPUBLIC SERVICES

Please print or type.

NON-HAZARDOUS WASTE MANIFEST

1041223

1. Generator's US EPA ID Number	Manifest Document Number	2. Page 1 of	1769829

GENERATOR

3. Generator's Name and Mailing Address	5. Generating Location (if different)
CMS PO BOX 87 Paw Creek, NC 28213	Colonial Pipeline Company 14108 Huntersville-Concord Rd. Paw Creek, NC 28078
4. Phone ( )	6. Phone ( )

7. Transporter #1 Company Name	8. US EPA ID Number	9. Transporter #1's Phone
10. Transporter #2 Company Name	11. US EPA ID Number	12. Transporter #2's Phone
13. Designated T/S/D Facility Name and Site Address CMS Landfill 5105 Morehead Rd Concord, NC 28027	14. US EPA ID Number 704-262-6371	15. Facility's Phone

16. Waste Shipping Name and Description	17. Republic Services Approval # and Exp. Date	18. Containers No.	18. Containers Type	19. Total Quantity	20. Unit Wt/Vol
a. contaminated soil	5010-20-12678 9/17/2021		15		G
b. [illegible]				21	55
c.				43	100

21. Additional Descriptions for Materials Listed Above

[illegible] H3

22. Special Handling Instructions and Additional Information

BIR: STAT 100170

23. **GENERATOR'S CERTIFICATION:** I hereby certify that the above named material is not a hazardous waste as defined by 40 CFR 261 or any applicable state law, has been properly described, classified and packaged, and is in proper condition for transportation according to applicable regulations; AND, if this waste is a treatment residue of a previously restricted hazardous waste subject to the Land Disposal Restrictions. I certify and warrant that the waste has been treated in accordance with the requirements of 40 CFR 268 and is no longer a hazardous waste as defined by 40 CFR 261.

Printed/Typed Name	Signature	Month	Day	Year
[illegible]	[illegible]			

TRANSPORTER

24. **Transporter #1:** Acknowledgement of Receipt of Materials

Printed/Typed Name	Signature	Month	Day	Year
Daniel Sides	[illegible]	10	17	20

25. **Transporter #2:** Acknowledgement of Receipt of Materials

Printed/Typed Name	Signature	Month	Day	Year

T/S/D FACILITY

26. Discrepancy Indication Space

27. **Facility Owner or Operator:** Certification of receipt of waste materials covered by this manifest (except as noted in Item 19)

CMS LANDFILL 5105 MOREHEAD RD CONCORD, NC 28027 704-262-6371

Printed/Typed Name	Signature	Month	Day	Year
Amy	Amy	10	17	20

REV 04/19

GENERATOR'S COPY

COM000033

RS-F15

SITE BFI/CMS LANDFILL 704-782-2004
5105 MOREHEAD RD CONCORD, NC 28025

CUSTOMER 100170
STAT INC
PO BOX 1443
LENOIR, NC 28645

Contract:50102012078
Generator:Colonial Pipeline Company

SITE Y6	TICKET # 1769846	CELL	
WEIGHMASTER	Keyona C.		
DATE/TIME IN	10/17/20 7:58 am	DATE/TIME OUT	10/17/20 7:58 a
VEHICLE	STAT131	CONTAINER	
REFERENCE	1041222		
BILL OF LADING			

SCALE IN	GROSS WEIGHT	78,200	NET TONS	24.25
TARE OUT	TARE WEIGHT	29,700	NET WEIGHT	48,500

INBOUND
INVOICE

QTY.	UNIT	DESCRIPTION	RATE	EXTENSION	TAX	TOTAL
0.00	YD	Tracking QTY				
24.25	tn	SW-CONT SOIL-ALT DAILY COVER Origin:MECKLENBURG 100%				



HARD HATS AND SAFETY VEST ARE REQUIRED WHEN EXITING YOUR VEHICLE

WHILE IN THE LANDFILL. IF YOU DO NOT HAVE THESE ITEMS YOU MAY BORROW

A SET FROM THE SCALE HOUSE. THANK YOU.

NET AMOUNT
TENDERED
CHANGE
CHECK#

The undersigned individual signing this document on behalf of Customer acknowledges that he or she has read and understands the terms and conditions on the reverse side and that he or she has the authority to sign this document on behalf of the customer.

RS-F042UPR (04/19)

SIGNATURE _____

REPUBLIC SERVICES

Please print or type.

NON-HAZARDOUS WASTE MANIFEST

1041222

1. Generator's US EPA ID Number	Manifest Document Number	2. Page 1 of	1769846

GENERATOR

3. Generator's Name and Mailing Address	5. Generating Location (if different)
CSO PO BOX 87 Paw Creek, NC 28213	Concord Pipeline Company 14108 Huntersville-Concord Rd. Paw Creek, NC 28078
4. Phone ( )	6. Phone ( )

7. Transporter #1 Company Name	8. US EPA ID Number	9. Transporter #1's Phone
10. Transporter #2 Company Name	11. US EPA ID Number	12. Transporter #2's Phone
13. Designated T/S/D Facility Name and Site Address CMS Landfill 5105 Morehead Rd Concord, NC 28027	14. US EPA ID Number 704-262-6371	15. Facility's Phone

16. Waste Shipping Name and Description	17. Republic Services Approval # and Exp. Date	18. Containers No.	18. Containers Type	19. Total Quantity	20. Unit Wt/Vol
a. contaminated soil	5010-20-12078 9/17/2021		DT		G
b.					2495
c.					48500

21. Additional Descriptions for Materials Listed Above

Load 144

22. Special Handling Instructions and Additional Information

BIL: STAT 100170

23. **GENERATOR'S CERTIFICATION:** I hereby certify that the above named material is not a hazardous waste as defined by 40 CFR 261 or any applicable state law, has been properly described, classified and packaged, and is in proper condition for transportation according to applicable regulations; AND, if this waste is a treatment residue of a previously restricted hazardous waste subject to the Land Disposal Restrictions. I certify and warrant that the waste has been treated in accordance with the requirements of 40 CFR 268 and is no longer a hazardous waste as defined by 40 CFR 261.

Printed/Typed Name	Signature	Month	Day	Year
Chad Sports	[signature]	10	16	20

TRANSPORTER

24. **Transporter #1:** Acknowledgement of Receipt of Materials

Printed/Typed Name	Signature	Month	Day	Year
Cary Combs	Cary Combs	10	16	20

25. **Transporter #2:** Acknowledgement of Receipt of Materials

Printed/Typed Name	Signature	Month	Day	Year

T/S/D FACILITY

26. Discrepancy Indication Space

27. **Facility Owner or Operator:** Certification of receipt of waste materials covered by this manifest (except as noted in Item 19)

CMS LANDFILL 5105 MOREHEAD RD CONCORD, NC 28027 704-262-6371

Printed/Typed Name	Signature	Month	Day	Year
Kay	Kay	10	17	20

TRANSPORTER #1

SITE BFI/CMS LANDFILL 704-782-2004
5105 MOREHEAD RD CONCORD, NC 28025

CUSTOMER 100170
STAT INC
PO BOX 1443
LENOIR, NC 28645

Contract:50102012078
Generator:Colonial Pipeline Company

SITE Y6	TICKET # 1769851	CELL	
WEIGHMASTER	Keyona C.		
DATE/TIME IN	10/17/20 9:09 am	DATE/TIME OUT	10/17/20 9:09 a
VEHICLE	dt84	CONTAINER	
REFERENCE	1041221		
BILL OF LADING			

SCALE IN	GROSS WEIGHT	71,840	NET TONS	22.42
TARE OUT	TARE WEIGHT	27,000	NET WEIGHT	44,840

INBOUND
INVOICE

QTY.	UNIT	DESCRIPTION	RATE	EXTENSION	TAX	TOTAL
0.00	YD	Tracking QTY				
22.42	tn	SW-CONT SOIL-ALT DAILY COVER Origin:MECKLENBURG 100%				



HARD HATS AND SAFETY VEST ARE REQUIRED WHEN EXITING YOUR VEHICLE

WHILE IN THE LANDFILL. IF YOU DO NOT HAVE THESE ITEMS YOU MAY BORROW

A SET FROM THE SCALE HOUSE. THANK YOU.

NET AMOUNT
TENDERED
CHANGE
CHECK#

The undersigned individual signing this document on behalf of Customer acknowledges that he or she has read and understands the terms and conditions on the reverse side and that he or she has the authority to sign this document on behalf of the customer.

RS-F042UPR (04/19)

SIGNATURE _____

REPUBLIC SERVICES

Please print or type.

NON-HAZARDOUS WASTE MANIFEST

1041221

1. Generator's US EPA ID Number	Manifest Document Number	2. Page 1 of	
			1769851

GENERATOR

3. Generator's Name and Mailing Address	5. Generating Location (if different)
PO BOX 87 Paw Creek, NC 28213	Coleman Pipeline Company 14108 Huntersville-Concord Rd. Paw Creek, NC 28078
4. Phone ( )	6. Phone ( )

7. Transporter #1 Company Name	8. US EPA ID Number	9. Transporter #1's Phone
10. Transporter #2 Company Name	11. US EPA ID Number	12. Transporter #2's Phone
13. Designated T/S/D Facility Name and Site Address CMS Landfill 5105 Morehead Rd Concord, NC 28027	14. US EPA ID Number 704-262-6371	15. Facility's Phone

16. Waste Shipping Name and Description	17. Republic Services Approval # and Exp. Date	18. Containers No.	18. Containers Type	19. Total Quantity	20. Unit Wt/Vol
a. contaminated soil 5010-20-12078 9/17/2021			15		G
b. 1144					2,246
c.					44840

21. Additional Descriptions for Materials Listed Above

Load 145

22. Special Handling Instructions and Additional Information

Bill: STAT 100170

23. **GENERATOR'S CERTIFICATION:** I hereby certify that the above named material is not a hazardous waste as defined by 40 CFR 261 or any applicable state law, has been properly described, classified and packaged, and is in proper condition for transportation according to applicable regulations; AND, if this waste is a treatment residue of a previously restricted hazardous waste subject to the Land Disposal Restrictions. I certify and warrant that the waste has been treated in accordance with the requirements of 40 CFR 268 and is no longer a hazardous waste as defined by 40 CFR 261.

Printed/Typed Name	Signature	Month	Day	Year
Chad Sacks		10	16	20

TRANSPORTER

24. **Transporter #1:** Acknowledgement of Receipt of Materials

Printed/Typed Name	Signature	Month	Day	Year
		10	16	20

25. **Transporter #2:** Acknowledgement of Receipt of Materials

Printed/Typed Name	Signature	Month	Day	Year

T/S/D FACILITY

26. Discrepancy Indication Space

27. **Facility Owner or Operator:** Certification of receipt of waste materials covered by this manifest (except as noted in Item 19)

CMS LANDFILL 5105 MOREHEAD RD CONCORD, NC 28027 704-262-6371

Printed/Typed Name	Signature	Month	Day	Year
Kay	Kay	10	17	20

REV 04/19

GENERATOR'S COPY

COM000033

RS-F15

SITE BFI/CMS LANDFILL 704-782-2004
5105 MOREHEAD RD CONCORD, NC 28025

CUSTOMER 100170
STAT INC
PO BOX 1443
LENOIR, NC 28645

Contract:50102012078
Generator:Colonial Pipeline Company

SITE Y6	TICKET # 1769833	CELL	
WEIGHMASTER	Keyona C.		
DATE/TIME IN	10/17/20 6:02 am	DATE/TIME OUT	10/17/20 6:02 a
VEHICLE	dt84	CONTAINER	
REFERENCE	10412220		
BILL OF LADING			

SCALE IN	GROSS WEIGHT	68,480	NET TONS	20.74
TARE OUT	TARE WEIGHT	27,000	NET WEIGHT	41,480

INBOUND
INVOICE

QTY.	UNIT	DESCRIPTION	RATE	EXTENSION	TAX	TOTAL
0.00	YD	Tracking QTY				
20.74	tn	SW-CONT SOIL-ALT DAILY COVER Origin:MECKLENBURG 100%				



HARD HATS AND SAFETY VEST ARE REQUIRED WHEN EXITING YOUR VEHICLE

WHILE IN THE LANDFILL. IF YOU DO NOT HAVE THESE ITEMS YOU MAY BORROW

A SET FROM THE SCALE HOUSE. THANK YOU.

NET AMOUNT
TENDERED
CHANGE
CHECK#

The undersigned individual signing this document on behalf of Customer acknowledges that he or she has read and understands the terms and conditions on the reverse side and that he or she has the authority to sign this document on behalf of the customer.

RS-F042UPR (04/19)

SIGNATURE _____

REPUBLIC SERVICES

Please print or type.

NON-HAZARDOUS WASTE MANIFEST

1041220

1. Generator's US EPA ID Number	Manifest Document Number	2. Page 1 of	15/109833

GENERATOR

3. Generator's Name and Mailing Address	5. Generating Location (if different)
PO BOX 87 Paw Creek, NC 28213	Colonial Pipeline Company 14108 Huntersville-Concord Rd. Paw Creek, NC 28078
4. Phone ( )	6. Phone ( )

7. Transporter #1 Company Name	8. US EPA ID Number	9. Transporter #1's Phone
10. Transporter #2 Company Name	11. US EPA ID Number	12. Transporter #2's Phone
13. Designated T/S/D Facility Name and Site Address CMS Landfill 5105 Morehead Rd Concord, NC 28027	14. US EPA ID Number 704-262-6371	15. Facility's Phone

16. Waste Shipping Name and Description	17. Republic Services Approval # and Exp. Date	18. Containers No.	18. Containers Type	19. Total Quantity	20. Unit Wt/Vol
a. contaminated soil	5010-20-12078 9/17/2021		DT		G
b.					3074
c.					2/1480

21. Additional Descriptions for Materials Listed Above

Lead 146

22. Special Handling Instructions and Additional Information

BIN: STAT 100170

23. **GENERATOR'S CERTIFICATION:** I hereby certify that the above named material is not a hazardous waste as defined by 40 CFR 261 or any applicable state law, has been properly described, classified and packaged, and is in proper condition for transportation according to applicable regulations; AND, if this waste is a treatment residue of a previously restricted hazardous waste subject to the Land Disposal Restrictions. I certify and warrant that the waste has been treated in accordance with the requirements of 40 CFR 268 and is no longer a hazardous waste as defined by 40 CFR 261.

Printed/Typed Name	Signature	Month	Day	Year
Orbo Sports		10	16	20

TRANSPORTER

24. **Transporter #1:** Acknowledgement of Receipt of Materials

Printed/Typed Name	Signature	Month	Day	Year
[illegible]		10	16	20

25. **Transporter #2:** Acknowledgement of Receipt of Materials

Printed/Typed Name	Signature	Month	Day	Year

T/S/D FACILITY

26. Discrepancy Indication Space

27. **Facility Owner or Operator:** Certification of receipt of waste materials covered by this manifest (except as noted in Item 19)

CMS LANDFILL 5105 MOREHEAD RD CONCORD, NC 28027 704-262-6371

Printed/Typed Name	Signature	Month	Day	Year
Kay	Kay	10	16	20

REV 04/19

GENERATOR'S COPY

COM000033

RS-F15

SITE BFI/CMS LANDFILL 704-782-2004
5105 MOREHEAD RD CONCORD, NC 28025

CUSTOMER 100170
STAT INC
PO BOX 1443
LENOIR, NC 28645

Contract:50102012078
Generator:Colonial Pipeline Company

SITE	Y6	TICKET #	1769860
CELL			
WEIGHMASTER	Keyona C.		
DATE/TIME IN	10/17/20 10:16 am	DATE/TIME OUT	10/17/20 10:16 a
VEHICLE	stat163	CONTAINER	
REFERENCE	1041219		
BILL OF LADING			

SCALE IN GROSS WEIGHT 75,220 NET TONS 22.37
TARE OUT TARE WEIGHT 30,480 NET WEIGHT 44,740

INBOUND
INVOICE

QTY.	UNIT	DESCRIPTION	RATE	EXTENSION	TAX	TOTAL
0.00	YD	Tracking QTY				
22.37	tn	SW-CONT SOIL-ALT DAILY COVER Origin:MECKLENBURG 100%				

THINK SAFETY CHOOSE LIVE It's the Right Thing!

HARD HATS AND SAFETY VEST ARE REQUIRED WHEN EXITING YOUR VEHICLE

WHILE IN THE LANDFILL. IF YOU DO NOT HAVE THESE ITEMS YOU MAY BORROW

A SET FROM THE SCALE HOUSE. THANK YOU.

NET AMOUNT
TENDERED
CHANGE
CHECK#

The undersigned individual signing this document on behalf of Customer acknowledges that he or she has read and understands the terms and conditions on the reverse side and that he or she has the authority to sign this document on behalf of the customer.

RS-F042UPR (04/19)

SIGNATURE _____

REPUBLIC SERVICES

Please print or type.

NON-HAZARDOUS WASTE MANIFEST

1041219

1. Generator's US EPA ID Number	Manifest Document Number	2. Page 1 of	
			NCD986

GENERATOR

3. Generator's Name and Mailing Address
CPG
PO BOX 87
Paw Creek, NC 28213
4. Phone ( )

5. Generating Location (if different)
Cobblestone Paving Company
14108 Huntersville-Concord Rd.
Paw Creek, NC 28078
6. Phone ( )

7. Transporter #1 Company Name	8. US EPA ID Number	9. Transporter #1's Phone
10. Transporter #2 Company Name	11. US EPA ID Number	12. Transporter #2's Phone
13. Designated T/S/D Facility Name and Site Address CMS Landfill 5105 Morehead Rd Concord, NC 28027	14. US EPA ID Number 704-262-6371	15. Facility's Phone

16. Waste Shipping Name and Description	17. Republic Services Approval # and Exp. Date	18. Containers No.	18. Containers Type	19. Total Quantity	20. Unit Wt/Vol
a. contaminated soil	5010-20-12078 9/17/2021		DT		G
b.				8837	
c.				44n40	

21. Additional Descriptions for Materials Listed Above
lead 147

22. Special Handling Instructions and Additional Information
SIH: STAT 100170

23. **GENERATOR'S CERTIFICATION:** I hereby certify that the above named material is not a hazardous waste as defined by 40 CFR 261 or any applicable state law, has been properly described, classified and packaged, and is in proper condition for transportation according to applicable regulations; AND, if this waste is a treatment residue of a previously restricted hazardous waste subject to the Land Disposal Restrictions. I certify and warrant that the waste has been treated in accordance with the requirements of 40 CFR 268 and is no longer a hazardous waste as defined by 40 CFR 261.

Printed/Typed Name	Signature	Month	Day	Year
Chad Sparks		10	16	20

TRANSPORTER

24. **Transporter #1:** Acknowledgement of Receipt of Materials

Printed/Typed Name	Signature	Month	Day	Year
TODD LAIL		10	16	20

25. **Transporter #2:** Acknowledgement of Receipt of Materials

Printed/Typed Name	Signature	Month	Day	Year

T/S/D FACILITY

26. Discrepancy Indication Space

27. **Facility Owner or Operator:** Certification of receipt of waste materials covered by this manifest (except as noted in Item 19)
CMS LANDFILL 5105 MOREHEAD RD CONCORD, NC 28027 704-262-6371

Printed/Typed Name	Signature	Month	Day	Year
Kay	Kay	10	17	20

TRANSPORTER #2

SITE BFI/CMS LANDFILL 704-782-2004
5105 MOREHEAD RD CONCORD, NC 28025

CUSTOMER 100170
STAT INC
PO BOX 1443
LENOIR, NC 28645

Contract:50102012078
Generator:Colonial Pipeline Company

SITE Y6	TICKET # 1769863	CELL	
WEIGHMASTER	Keyona C.		
DATE/TIME IN	10/17/20 10:36 am	DATE/TIME OUT	10/17/20 10:36 a
VEHICLE	STAT159	CONTAINER	
REFERENCE	1041218		
BILL OF LADING			

SCALE IN GROSS WEIGHT 77,180 NET TONS 23.09
TARE OUT TARE WEIGHT 31,000 NET WEIGHT 46,180

INBOUND
INVOICE

QTY.	UNIT	DESCRIPTION	RATE	EXTENSION	TAX	TOTAL
0.00	YD	Tracking QTY				
23.09	tn	SW-CONT SOIL-ALT DAILY COVER Origin:MECKLENBURG 100%				



HARD HATS AND SAFETY VEST ARE REQUIRED WHEN EXITING YOUR VEHICLE

WHILE IN THE LANDFILL. IF YOU DO NOT HAVE THESE ITEMS YOU MAY BORROW

A SET FROM THE SCALE HOUSE. THANK YOU.

NET AMOUNT
TENDERED
CHANGE
CHECK#

The undersigned individual signing this document on behalf of Customer acknowledges that he or she has read and understands the terms and conditions on the reverse side and that he or she has the authority to sign this document on behalf of the customer.

RS-F042UPR (04/19)

SIGNATURE _____

REPUBLIC SERVICES

Please print or type.

NON-HAZARDOUS WASTE MANIFEST

1041218

1. Generator's US EPA ID Number	Manifest Document Number	2. Page 1 of
		M69863

GENERATOR

3. Generator's Name and Mailing Address	5. Generating Location (if different)
CPG PO BOX 87 Paw Creek, NC 28213 4. Phone ( )	Colonial Pipeline Company 14168 Huntersville-Concord Rd. Paw Creek, NC 28078 6. Phone ( )

7. Transporter #1 Company Name	8. US EPA ID Number	9. Transporter #1's Phone
10. Transporter #2 Company Name	**11. US EPA ID Number**	**12. Transporter #2's Phone**
13. Designated T/S/D Facility Name and Site Address	**14. US EPA ID Number**	**15. Facility's Phone**
CMS Landfill 5105 Morehead Rd Concord, NC 28027	704-262-6371	

16. Waste Shipping Name and Description	17. Republic Services Approval # and Exp. Date	18. Containers No.	18. Containers Type	19. Total Quantity	20. Unit Wt/Vol
a. contaminated soil	5010-20-12078 9/17/2021		DT		G
b.				2809	
c.				46180	

21. Additional Descriptions for Materials Listed Above

Wod 148

22. Special Handling Instructions and Additional Information

Bill: STAT 100170

23. **GENERATOR'S CERTIFICATION:** I hereby certify that the above named material is not a hazardous waste as defined by 40 CFR 261 or any applicable state law, has been properly described, classified and packaged, and is in proper condition for transportation according to applicable regulations; AND, if this waste is a treatment residue of a previously restricted hazardous waste subject to the Land Disposal Restrictions, I certify and warrant that the waste has been treated in accordance with the requirements of 40 CFR 268 and is no longer a hazardous waste as defined by 40 CFR 261.

Printed/Typed Name	Signature	Month	Day	Year
Mad Sparks		10	17	20

TRANSPORTER

24. **Transporter #1:** Acknowledgement of Receipt of Materials

Printed/Typed Name	Signature	Month	Day	Year
James Robbins		10	17	20

25. **Transporter #2:** Acknowledgement of Receipt of Materials

Printed/Typed Name	Signature	Month	Day	Year

T/S/D FACILITY

26. Discrepancy Indication Space

27. **Facility Owner or Operator:** Certification of receipt of waste materials covered by this manifest (except as noted in Item 19)

CMS LANDFILL 5105 MOREHEAD RD CONCORD, NC 28027 704-262-6371

Printed/Typed Name	Signature	Month	Day	Year
Kay	Kay	10	17	20

TRANSPORTER #2

SITE BFI/CMS LANDFILL 704-782-2004
5105 MOREHEAD RD CONCORD, NC 28025

CUSTOMER 100170
STAT INC
PO BOX 1443
LENOIR, NC 28645

Contract:50102012078
Generator:Colonial Pipeline Company

SITE	Y6	TICKET #	1769857
CELL			
WEIGHMASTER	Keyona C.		
DATE/TIME IN	10/17/20 9:51 am	DATE/TIME OUT	10/17/20 9:51 a
VEHICLE	stat160	CONTAINER	
REFERENCE	1042521		
BILL OF LADING			

SCALE IN	GROSS WEIGHT	89,660	NET TONS	28.87
TARE OUT	TARE WEIGHT	31,920	NET WEIGHT	57,740

INBOUND
INVOICE

QTY.	UNIT	DESCRIPTION	RATE	EXTENSION	TAX	TOTAL
0.00	YD	Tracking QTY				
28.87	tn	SW-CONT SOIL-ALT DAILY COVER Origin:MECKLENBURG 100%				



HARD HATS AND SAFETY VEST ARE REQUIRED WHEN EXITING YOUR VEHICLE

WHILE IN THE LANDFILL. IF YOU DO NOT HAVE THESE ITEMS YOU MAY BORROW

A SET FROM THE SCALE HOUSE. THANK YOU.

NET AMOUNT
TENDERED
CHANGE
CHECK#

The undersigned individual signing this document on behalf of Customer acknowledges that he or she has read and understands the terms and conditions on the reverse side and that he or she has the authority to sign this document on behalf of the customer.

RS-F042UPR (04/19)

SIGNATURE _____

REPUBLIC SERVICES

Please print or type.

NON-HAZARDOUS WASTE MANIFEST

1042521

1. Generator's US EPA ID Number | Manifest Document Number | 2. Page 1 of

3. Generator's Name and Mailing Address
[illegible]
PO BOX 87
Paw Creek, NC 28213
4. Phone ( )

5. Generating Location (if different)
[illegible]
14108 Huntersville-Concord Rd.
Paw Creek, NC 28078
6. Phone ( )

7. Transporter #1 Company Name	8. US EPA ID Number	9. Transporter #1's Phone
STAT, INC		828-464-5565
10. Transporter #2 Company Name	11. US EPA ID Number	12. Transporter #2's Phone
13. Designated T/S/D Facility Name and Site Address	14. US EPA ID Number	15. Facility's Phone
CMS Landfill 5105 Morehead Rd Concord, NC 28027	704-262-6371	

16. Waste Shipping Name and Description	17. Republic Services Approval # and Exp. Date	18. Containers No.	18. Containers Type	19. Total Quantity	20. Unit Wt/Vol
a. contaminated soil	5010-20-12078 9/17/2021		DT		G
b.				8887	
c.				5mmHO	

21. Additional Descriptions for Materials Listed Above
Lead 149

22. Special Handling Instructions and Additional Information
BIL: STAT 100170

23. **GENERATOR'S CERTIFICATION:** I hereby certify that the above named material is not a hazardous waste as defined by 40 CFR 261 or any applicable state law, has been properly described, classified and packaged, and is in proper condition for transportation according to applicable regulations; AND, if this waste is a treatment residue of a previously restricted hazardous waste subject to the Land Disposal Restrictions. I certify and warrant that the waste has been treated in accordance with the requirements of 40 CFR 268 and is no longer a hazardous waste as defined by 40 CFR 261.

GENERATOR

Printed/Typed Name	Signature	Month	Day	Year
Chad Sack		10	17	20

TRANSPORTER

24. **Transporter #1:** Acknowledgement of Receipt of Materials

Printed/Typed Name	Signature	Month	Day	Year
Maurice Wilson	Maurice Wilson	10	17	20

25. **Transporter #2:** Acknowledgement of Receipt of Materials

Printed/Typed Name	Signature	Month	Day	Year

T/S/D FACILITY

26. Discrepancy Indication Space

27. **Facility Owner or Operator:** Certification of receipt of waste materials covered by this manifest (except as noted in Item 19)
CMS LANDFILL 5105 MOREHEAD RD CONCORD, NC 28027 704-262-6371

Printed/Typed Name	Signature	Month	Day	Year
Kay	Kay	10	17	20

REV 04/19

TRANSPORTER #2

COM000033
RS-F15

SITE BFI/CMS LANDFILL 704-782-2004
5105 MOREHEAD RD CONCORD, NC 28025

CUSTOMER 100170
STAT INC
PO BOX 1443
LENOIR, NC 28645

Contract:50102012078
Generator:Colonial Pipeline Company

SITE	Y6	TICKET #	1769853
CELL			
WEIGHMASTER	Keyona C.		
DATE/TIME IN	10/17/20 9:25 am	DATE/TIME OUT	10/17/20 9:25 a
VEHICLE	stat138	CONTAINER	
REFERENCE	1042522		
BILL OF LADING			

SCALE IN GROSS WEIGHT 65,560 NET TONS 17.61
TARE OUT TARE WEIGHT 30,340 NET WEIGHT 35,220

INBOUND
INVOICE

QTY.	UNIT	DESCRIPTION	RATE	EXTENSION	TAX	TOTAL
0.00	YD	Tracking QTY				
17.61	tn	SW-CONT SOIL-ALT DAILY COVER Origin:MECKLENBURG 100%				



HARD HATS AND SAFETY VEST ARE REQUIRED WHEN EXITING YOUR VEHICLE

WHILE IN THE LANDFILL. IF YOU DO NOT HAVE THESE ITEMS YOU MAY BORROW

A SET FROM THE SCALE HOUSE. THANK YOU.

NET AMOUNT
TENDERED
CHANGE
CHECK#

The undersigned individual signing this document on behalf of Customer acknowledges that he or she has read and understands the terms and conditions on the reverse side and that he or she has the authority to sign this document on behalf of the customer.

RS-F042UPR (04/19)

SIGNATURE _____

REPUBLIC SERVICES

Please print or type.

NON-HAZARDOUS WASTE MANIFEST

1042522

1. Generator's US EPA ID Number	Manifest Document Number	2. Page 1 of	
			INC9852

GENERATOR

3. Generator's Name and Mailing Address
PO BOX 87
Paw Creek, NC 28213
4. Phone ( )

5. Generating Location (if different)
Colonial Pipeline Company
14105 Huntersville-Concord Rd.
Paw Creek, NC 28078
6. Phone ( )

7. Transporter #1 Company Name	8. US EPA ID Number	9. Transporter #1's Phone
10. Transporter #2 Company Name	11. US EPA ID Number	12. Transporter #2's Phone
13. Designated T/S/D Facility Name and Site Address	14. US EPA ID Number	15. Facility's Phone
CMS Landfill 5105 Morehead Rd Concord, NC 28027	704-262-6371	

16. Waste Shipping Name and Description	17. Republic Services Approval # and Exp. Date	18. Containers No.	18. Containers Type	19. Total Quantity	20. Unit Wt/Vol
a. contaminated soil	5010-20-12078 9/17/2021		DT		G
b.				1	TON
c.				35	280

21. Additional Descriptions for Materials Listed Above
Load 1 of 1

22. Special Handling Instructions and Additional Information
Bill: STAT 100170

23. **GENERATOR'S CERTIFICATION:** I hereby certify that the above named material is not a hazardous waste as defined by 40 CFR 261 or any applicable state law, has been properly described, classified and packaged, and is in proper condition for transportation according to applicable regulations; AND, if this waste is a treatment residue of a previously restricted hazardous waste subject to the Land Disposal Restrictions. I certify and warrant that the waste has been treated in accordance with the requirements of 40 CFR 268 and is no longer a hazardous waste as defined by 40 CFR 261.

Printed/Typed Name	Signature	Month	Day	Year
Chad Sparks		10	17	20

TRANSPORTER

24. **Transporter #1:** Acknowledgement of Receipt of Materials

Printed/Typed Name	Signature	Month	Day	Year
Cody W.	Cody W.			

25. **Transporter #2:** Acknowledgement of Receipt of Materials

Printed/Typed Name	Signature	Month	Day	Year

T/S/D FACILITY

26. Discrepancy Indication Space

27. **Facility Owner or Operator:** Certification of receipt of waste materials covered by this manifest (except as noted in Item 19)
CMS LANDFILL 5105 MOREHEAD RD CONCORD, NC 28027 704-262-6371

Printed/Typed Name	Signature	Month	Day	Year
Kay	Kay	10	17	20

TRANSPORTER #2

SITE BFI/CMS LANDFILL 704-782-2004
5105 MOREHEAD RD CONCORD, NC 28025

CUSTOMER 100170
STAT INC
PO BOX 1443
LENOIR, NC 28645

Contract:50102012078
Generator:Colonial Pipeline Company

SITE	Y6
TICKET #	1769865
CELL	
WEIGHMASTER	Keyona C.
DATE/TIME IN	10/17/20 10:57 am
DATE/TIME OUT	10/17/20 10:57 a
VEHICLE	stat162
CONTAINER	
REFERENCE	1042523
BILL OF LADING	

SCALE IN GROSS WEIGHT 75,200 NET TONS 22.25
TARE OUT TARE WEIGHT 30,700 NET WEIGHT 44,500

INBOUND
INVOICE

QTY.	UNIT	DESCRIPTION	RATE	EXTENSION	TAX	TOTAL
0.00	YD	Tracking QTY				
22.25	tn	SW-CONT SOIL-ALT DAILY COVER Origin:MECKLENBURG 100%				



HARD HATS AND SAFETY VEST ARE REQUIRED WHEN EXITING YOUR VEHICLE

WHILE IN THE LANDFILL. IF YOU DO NOT HAVE THESE ITEMS YOU MAY BORROW

A SET FROM THE SCALE HOUSE. THANK YOU.

NET AMOUNT
TENDERED
CHANGE
CHECK#

The undersigned individual signing this document on behalf of Customer acknowledges that he or she has read and understands the terms and conditions on the reverse side and that he or she has the authority to sign this document on behalf of the customer.

RS-F042UPR (04/19)

SIGNATURE _____

REPUBLIC SERVICES

Please print or type.

NON-HAZARDOUS WASTE MANIFEST

1042523

1. Generator's US EPA ID Number	Manifest Document Number	2. Page 1 of	1749865

GENERATOR

3. Generator's Name and Mailing Address	5. Generating Location (if different)
CFC PO BOX 87 Paw Creek, NC 28213	Colonial Pipeline Company 14108 Huntersville-Concord Rd. Paw Creek, NC 28078
4. Phone ( )	6. Phone ( )

7. Transporter #1 Company Name	8. US EPA ID Number	9. Transporter #1's Phone
10. Transporter #2 Company Name	11. US EPA ID Number	12. Transporter #2's Phone
13. Designated T/S/D Facility Name and Site Address CMS Landfill 5105 Morehead Rd Concord, NC 28027	14. US EPA ID Number 704-262-6371	15. Facility's Phone

16. Waste Shipping Name and Description	17. Republic Services Approval # and Exp. Date	18. Containers No.	18. Containers Type	19. Total Quantity	20. Unit Wt/Vol
a. contaminated soil	5610-20-12078 9/17/2021				
b.				2225	
c.				44500	

21. Additional Descriptions for Materials Listed Above

Load 151 TRK 162 TRL 1004

22. Special Handling Instructions and Additional Information

EM: STAT 100170

23. **GENERATOR'S CERTIFICATION:** I hereby certify that the above named material is not a hazardous waste as defined by 40 CFR 261 or any applicable state law, has been properly described, classified and packaged, and is in proper condition for transportation according to applicable regulations; AND, if this waste is a treatment residue of a previously restricted hazardous waste subject to the Land Disposal Restrictions. I certify and warrant that the waste has been treated in accordance with the requirements of 40 CFR 268 and is no longer a hazardous waste as defined by 40 CFR 261.

Printed/Typed Name	Signature	Month	Day	Year
Chad Sparks	[signature]	10	17	20

TRANSPORTER

24. **Transporter #1:** Acknowledgement of Receipt of Materials

Printed/Typed Name	Signature	Month	Day	Year
[illegible] Triplett	[signature]	10	17	20

25. **Transporter #2:** Acknowledgement of Receipt of Materials

Printed/Typed Name	Signature	Month	Day	Year

T/S/D FACILITY

26. Discrepancy Indication Space

27. **Facility Owner or Operator:** Certification of receipt of waste materials covered by this manifest (except as noted in Item 19)

CMS LANDFILL 5105 MOREHEAD RD CONCORD, NC 28027 704-262-6371

Printed/Typed Name	Signature	Month	Day	Year
Kay	Kay	10	17	20

REV 04/19

GENERATOR'S COPY

COM000033

RS-F15

SITE BFI/CMS LANDFILL 704-782-2004
5105 MOREHEAD RD CONCORD, NC 28025

CUSTOMER 100170
STAT INC
PO BOX 1443
LENOIR, NC 28645

Contract:50102012078
Generator:Colonial Pipeline Company

SITE	Y6	TICKET #	1769868
CELL			
WEIGHMASTER	Keyona C.		
DATE/TIME IN	10/17/20 11:17 am	DATE/TIME OUT	10/17/20 11:17 a
VEHICLE	dt83	CONTAINER	
REFERENCE	1042525		
BILL OF LADING			

SCALE IN GROSS WEIGHT 70,280 NET TONS 21.69
TARE OUT TARE WEIGHT 26,900 NET WEIGHT 43,380

INBOUND
INVOICE

QTY.	UNIT	DESCRIPTION	RATE	EXTENSION	TAX	TOTAL
0.00	YD	Tracking QTY				
21.69	tn	SW-CONT SOIL-ALT DAILY COVER Origin:MECKLENBURG 100%				



HARD HATS AND SAFETY VEST ARE REQUIRED WHEN EXITING YOUR VEHICLE
WHILE IN THE LANDFILL. IF YOU DO NOT HAVE THESE ITEMS YOU MAY BORROW
A SET FROM THE SCALE HOUSE. THANK YOU.

NET AMOUNT
TENDERED
CHANGE
CHECK#

The undersigned individual signing this document on behalf of Customer acknowledges that he or she has read and understands the terms and conditions on the reverse side and that he or she has the authority to sign this document on behalf of the customer.

RS-F042UPR (04/19)

SIGNATURE _____

REPUBLIC SERVICES

Please print or type.

NON-HAZARDOUS WASTE MANIFEST

1042525

1. Generator's US EPA ID Number	Manifest Document Number	2. Page 1 of	17169866

GENERATOR

3. Generator's Name and Mailing Address	5. Generating Location (if different)
CPS PO BOX 87 Paw Creek, NC 28213	Colonial Pipeline Company 14108 Huntersville-Concord Rd. Paw Creek, NC 28078
4. Phone ( )	6. Phone ( )

7. Transporter #1 Company Name	8. US EPA ID Number	9. Transporter #1's Phone
10. Transporter #2 Company Name	11. US EPA ID Number	12. Transporter #2's Phone
13. Designated T/S/D Facility Name and Site Address CMS Landfill 5105 Morehead Rd Concord, NC 28027	14. US EPA ID Number 704-262-6371	15. Facility's Phone

16. Waste Shipping Name and Description	17. Republic Services Approval # and Exp. Date	18. Containers No.	18. Containers Type	19. Total Quantity	20. Unit Wt/Vol
a. contaminated soil	5010-20-12078 9/17/2021		DT		G
b.				8100	
c. Lvd 153				43380	

21. Additional Descriptions for Materials Listed Above

22. Special Handling Instructions and Additional Information

BIL: STAT 100170

23. **GENERATOR'S CERTIFICATION:** I hereby certify that the above named material is not a hazardous waste as defined by 40 CFR 261 or any applicable state law, has been properly described, classified and packaged, and is in proper condition for transportation according to applicable regulations; AND, if this waste is a treatment residue of a previously restricted hazardous waste subject to the Land Disposal Restrictions. I certify and warrant that the waste has been treated in accordance with the requirements of 40 CFR 268 and is no longer a hazardous waste as defined by 40 CFR 261.

Printed/Typed Name	Signature	Month	Day	Year
Lloyd Spark	[signature]	10	19	20

TRANSPORTER

24. **Transporter #1:** Acknowledgement of Receipt of Materials

Printed/Typed Name	Signature	Month	Day	Year
[illegible]	[signature]	[illegible]	[illegible]	[illegible]

25. **Transporter #2:** Acknowledgement of Receipt of Materials

Printed/Typed Name	Signature	Month	Day	Year

T/S/D FACILITY

26. Discrepancy Indication Space

27. **Facility Owner or Operator:** Certification of receipt of waste materials covered by this manifest (except as noted in Item 19)

CMS LANDFILL 5105 MOREHEAD RD CONCORD, NC 28027 704-262-6371

Printed/Typed Name	Signature	Month	Day	Year
Kay	Kay	10	17	20

REV 04/19

GENERATOR'S COPY

COM000033

RS-F15

SITE BFI/CMS LANDFILL 704-782-2004
5105 MOREHEAD RD CONCORD, NC 28025

CUSTOMER 100170
STAT INC
PO BOX 1443
LENOIR, NC 28645

Contract:50102012078
Generator:Colonial Pipeline Company

SITE	Y6	TICKET #	1769944
CELL			
WEIGHMASTER	Keyona C.		
DATE/TIME IN	10/19/20 8:51 am	DATE/TIME OUT	10/19/20 8:51 a
VEHICLE	stat160	CONTAINER	
REFERENCE	1042526		
BILL OF LADING			

SCALE IN	GROSS WEIGHT	77,780	NET TONS 22.93
TARE OUT	TARE WEIGHT	31,920	NET WEIGHT 45,860

INBOUND
INVOICE

QTY.	UNIT	DESCRIPTION	RATE	EXTENSION	TAX	TOTAL
0.00	YD	Tracking QTY				
22.93	tn	SW-CONT SOIL-ALT DAILY COVER Origin:MECKLENBURG 100%				



HARD HATS AND SAFETY VEST ARE REQUIRED WHEN EXITING YOUR VEHICLE

WHILE IN THE LANDFILL. IF YOU DO NOT HAVE THESE ITEMS YOU MAY BORROW

A SET FROM THE SCALE HOUSE. THANK YOU.

NET AMOUNT
TENDERED
CHANGE
CHECK#

The undersigned individual signing this document on behalf of Customer acknowledges that he or she has read and understands the terms and conditions on the reverse side and that he or she has the authority to sign this document on behalf of the customer.

RS-F042UPR (04/19)

SIGNATURE _____

REPUBLIC SERVICES

Please print or type.

NON-HAZARDOUS WASTE MANIFEST

1042526

1. Generator's US EPA ID Number	Manifest Document Number	2. Page 1 of	
			17409944

GENERATOR

3. Generator's Name and Mailing Address	5. Generating Location (if different)
PO BOX 87 Paw Creek, NC 28213 4. Phone ( )	14108 Huntersville-Concord Rd. Paw Creek, NC 28078 6. Phone ( )

7. Transporter #1 Company Name	8. US EPA ID Number	9. Transporter #1's Phone
10. Transporter #2 Company Name	**11. US EPA ID Number**	**12. Transporter #2's Phone**
13. Designated T/S/D Facility Name and Site Address	**14. US EPA ID Number**	**15. Facility's Phone**
CMS Landfill 5105 Morehead Rd Concord, NC 28027	704-262-6371	

16. Waste Shipping Name and Description	17. Republic Services Approval # and Exp. Date	18. Containers No.	18. Containers Type	19. Total Quantity	20. Unit Wt/Vol
a. contaminated soil	5010-20-12078 9/17/2021	01	DT		P
b.				2293	
c.				45840	

21. Additional Descriptions for Materials Listed Above

Load 154

22. Special Handling Instructions and Additional Information

Bill: STAT 100179

23. **GENERATOR'S CERTIFICATION:** I hereby certify that the above named material is not a hazardous waste as defined by 40 CFR 261 or any applicable state law, has been properly described, classified and packaged, and is in proper condition for transportation according to applicable regulations; AND, if this waste is a treatment residue of a previously restricted hazardous waste subject to the Land Disposal Restrictions. I certify and warrant that the waste has been treated in accordance with the requirements of 40 CFR 268 and is no longer a hazardous waste as defined by 40 CFR 261.

Printed/Typed Name	Signature	Month	Day	Year
Chad Sparks		10	19	20

TRANSPORTER

24. **Transporter #1:** Acknowledgement of Receipt of Materials

Printed/Typed Name	Signature	Month	Day	Year
Maurice Wilson	Maurice Wilson	10	19	20

25. **Transporter #2:** Acknowledgement of Receipt of Materials

Printed/Typed Name	Signature	Month	Day	Year

T/S/D FACILITY

26. Discrepancy Indication Space

27. **Facility Owner or Operator:** Certification of receipt of waste materials covered by this manifest (except as noted in Item 19)

CMS LANDFILL 5105 MOREHEAD RD CONCORD, NC 28027 704-262-6371

Printed/Typed Name	Signature	Month	Day	Year
Kay	Kay	10	19	20

TRANSPORTER #2

REV 04/19

COM000033
RS-F15

SITE BFI/CMS LANDFILL 704-782-2004
5105 MOREHEAD RD CONCORD, NC 28025

CUSTOMER 100170
STAT INC
PO BOX 1443
LENOIR, NC 28645

Contract:50102012078
Generator:Colonial Pipeline Company

SITE	Y6	TICKET #	1769941
CELL			
WEIGHMASTER	Keyona C.		
DATE/TIME IN	10/19/20 8:43 am	DATE/TIME OUT	10/19/20 8:43 a
VEHICLE	stat138	CONTAINER	
REFERENCE	1042527		
BILL OF LADING			

SCALE IN GROSS WEIGHT 73,700 NET TONS 21.68
TARE OUT TARE WEIGHT 30,340 NET WEIGHT 43,360

INBOUND
INVOICE

QTY.	UNIT	DESCRIPTION	RATE	EXTENSION	TAX	TOTAL
0.00	YD	Tracking QTY				
21.68	tn	SW-CONT SOIL-ALT DAILY COVER Origin:MECKLENBURG 100%				



HARD HATS AND SAFETY VEST ARE REQUIRED WHEN EXITING YOUR VEHICLE

WHILE IN THE LANDFILL. IF YOU DO NOT HAVE THESE ITEMS YOU MAY BORROW

A SET FROM THE SCALE HOUSE. THANK YOU.

NET AMOUNT
TENDERED
CHANGE
CHECK#

The undersigned individual signing this document on behalf of Customer acknowledges that he or she has read and understands the terms and conditions on the reverse side and that he or she has the authority to sign this document on behalf of the customer.

RS-F042UPR (04/19)

SIGNATURE _____

REPUBLIC SERVICES

Please print or type.

NON-HAZARDOUS WASTE MANIFEST

1042527

1. Generator's US EPA ID Number	Manifest Document Number	2. Page 1 of	
			M09911

GENERATOR

3. Generator's Name and Mailing Address
PO BOX 87
Paw Creek, NC 28213

4. Phone ( )

5. Generating Location (if different)
14108 Huntersville-Concord Rd.
Paw Creek, NC 28078

6. Phone ( )

7. Transporter #1 Company Name	8. US EPA ID Number	9. Transporter #1's Phone
10. Transporter #2 Company Name	11. US EPA ID Number	12. Transporter #2's Phone
13. Designated T/S/D Facility Name and Site Address CMS Landfill 5105 Morehead Rd Concord, NC 28027	14. US EPA ID Number 704-262-6371	15. Facility's Phone

16. Waste Shipping Name and Description	17. Republic Services Approval # and Exp. Date	18. Containers No.	18. Containers Type	19. Total Quantity	20. Unit Wt/Vol
a. contaminated soil	5010-20-12078 9/17/2021	01	DT		P
b.				8 | 68	
c.				43326	

21. Additional Descriptions for Materials Listed Above
load 155

22. Special Handling Instructions and Additional Information
Bill: STAT 100170

23. **GENERATOR'S CERTIFICATION:** I hereby certify that the above named material is not a hazardous waste as defined by 40 CFR 261 or any applicable state law, has been properly described, classified and packaged, and is in proper condition for transportation according to applicable regulations; AND, if this waste is a treatment residue of a previously restricted hazardous waste subject to the Land Disposal Restrictions. I certify and warrant that the waste has been treated in accordance with the requirements of 40 CFR 268 and is no longer a hazardous waste as defined by 40 CFR 261.

Printed/Typed Name	Signature	Month	Day	Year
Chad Sapp		10	19	

TRANSPORTER

24. **Transporter #1:** Acknowledgement of Receipt of Materials

Printed/Typed Name	Signature	Month	Day	Year
Cody W.	Cody W.	10	19	

25. **Transporter #2:** Acknowledgement of Receipt of Materials

Printed/Typed Name	Signature	Month	Day	Year

T/S/D FACILITY

26. Discrepancy Indication Space

27. **Facility Owner or Operator:** Certification of receipt of waste materials covered by this manifest (except as noted in Item 19)
CMS LANDFILL 5105 MOREHEAD RD CONCORD, NC 28027 704-262-6371

Printed/Typed Name	Signature	Month	Day	Year
Kay	Kay	10	19	20

REV 04/19

TRANSPORTER #2

COM000033
RS-F15

SITE BFI/CMS LANDFILL 704-782-2004
5105 MOREHEAD RD CONCORD, NC 28025

CUSTOMER 100170
STAT INC
PO BOX 1443
LENOIR, NC 28645

Contract:50102012078
Generator:Colonial Pipeline Company

SITE Y6	TICKET # 1769872	CELL	
WEIGHMASTER	Keyona C.		
DATE/TIME IN	10/17/20 11:54 am	DATE/TIME OUT	10/17/20 11:54 a
VEHICLE	dt84	CONTAINER	
REFERENCE	1042528		
BILL OF LADING			

SCALE IN	GROSS WEIGHT	72,020	NET TONS	22.51
TARE OUT	TARE WEIGHT	27,000	NET WEIGHT	45,020

INBOUND
INVOICE

QTY.	UNIT	DESCRIPTION	RATE	EXTENSION	TAX	TOTAL
0.00	YD	Tracking QTY				
22.51	tn	SW-CONT SOIL-ALT DAILY COVER Origin:MECKLENBURG 100%				



HARD HATS AND SAFETY VEST ARE REQUIRED WHEN EXITING YOUR VEHICLE

WHILE IN THE LANDFILL. IF YOU DO NOT HAVE THESE ITEMS YOU MAY BORROW

A SET FROM THE SCALE HOUSE. THANK YOU.

NET AMOUNT
TENDERED
CHANGE
CHECK#

The undersigned individual signing this document on behalf of Customer acknowledges that he or she has read and understands the terms and conditions on the reverse side and that he or she has the authority to sign this document on behalf of the customer.

RS-F042UPR (04/19)

SIGNATURE _____

REPUBLIC SERVICES

Please print or type.

NON-HAZARDOUS WASTE MANIFEST

1042528

1. Generator's US EPA ID Number	Manifest Document Number	2. Page 1 of	1769872

GENERATOR

3. Generator's Name and Mailing Address	5. Generating Location (if different)
CRC PO BOX 87 Pew Creek, NC 28218	Colonial Pipeline Company 14108 Huntersville-Concord Rd. Pew Creek, NC 28078
4. Phone ( )	6. Phone ( )

7. Transporter #1 Company Name	8. US EPA ID Number	9. Transporter #1's Phone
10. Transporter #2 Company Name	11. US EPA ID Number	12. Transporter #2's Phone
13. Designated T/S/D Facility Name and Site Address CMS Landfill 5105 Morehead Rd Concord, NC 28027	14. US EPA ID Number	15. Facility's Phone 704-262-6371

16. Waste Shipping Name and Description	17. Republic Services Approval # and Exp. Date	18. Containers No.	18. Containers Type	19. Total Quantity	20. Unit Wt/Vol
a. contaminated soil	5010-20-12078 9/17/2021				
b.				2201	
c.				45020	

21. Additional Descriptions for Materials Listed Above

Load 156

22. Special Handling Instructions and Additional Information

BIR: STAT 100170

23. **GENERATOR'S CERTIFICATION:** I hereby certify that the above named material is not a hazardous waste as defined by 40 CFR 261 or any applicable state law, has been properly described, classified and packaged, and is in proper condition for transportation according to applicable regulations; AND, if this waste is a treatment residue of a previously restricted hazardous waste subject to the Land Disposal Restrictions. I certify and warrant that the waste has been treated in accordance with the requirements of 40 CFR 268 and is no longer a hazardous waste as defined by 40 CFR 261.

Printed/Typed Name	Signature	Month	Day	Year
Chad Spark		10	17	20

TRANSPORTER

24. **Transporter #1:** Acknowledgement of Receipt of Materials

Printed/Typed Name	Signature	Month	Day	Year

25. **Transporter #2:** Acknowledgement of Receipt of Materials

Printed/Typed Name	Signature	Month	Day	Year

T/S/D FACILITY

26. Discrepancy Indication Space

27. **Facility Owner or Operator:** Certification of receipt of waste materials covered by this manifest (except as noted in Item 19)

CMS LANDFILL 5105 MOREHEAD RD CONCORD, NC 28027 704-262-6371

Printed/Typed Name	Signature	Month	Day	Year
Kay	Kay	10	17	20

GENERATOR'S COPY

SITE BFI/CMS LANDFILL 704-782-2004
5105 MOREHEAD RD CONCORD, NC 28025

CUSTOMER 100170
STAT INC
PO BOX 1443
LENOIR, NC 28645

Contract:50102012078
Generator:Colonial Pipeline Company

SITE Y6	TICKET # 1769950	CELL	
WEIGHMASTER	Aly G.		
DATE/TIME IN	10/19/20 8:59 am	DATE/TIME OUT	10/19/20 8:59 a
VEHICLE	dt84	CONTAINER	
REFERENCE	1042529		
BILL OF LADING			

SCALE IN GROSS WEIGHT 70,680 NET TONS 21.84
TARE OUT TARE WEIGHT 27,000 NET WEIGHT 43,680

INBOUND
INVOICE

QTY.	UNIT	DESCRIPTION	RATE	EXTENSION	TAX	TOTAL
0.00	YD	Tracking QTY				
21.84	tn	SW-CONT SOIL-ALT DAILY COVER Origin:MECKLENBURG 100%				



HARD HATS AND SAFETY VEST ARE REQUIRED WHEN EXITING YOUR VEHICLE

WHILE IN THE LANDFILL. IF YOU DO NOT HAVE THESE ITEMS YOU MAY BORROW

A SET FROM THE SCALE HOUSE. THANK YOU.

NET AMOUNT
TENDERED
CHANGE
CHECK#

The undersigned individual signing this document on behalf of Customer acknowledges that he or she has read and understands the terms and conditions on the reverse side and that he or she has the authority to sign this document on behalf of the customer.

SIGNATURE _____

RS-F042UPR (07/12)

REPUBLIC SERVICES

NON-HAZARDOUS WASTE MANIFEST

1042529

Please print or type.

1. Generator's US EPA ID Number	Manifest Document Number	2. Page 1 of	1769950

GENERATOR

3. Generator's Name and Mailing Address	5. Generating Location (if different)
PO BOX 87 Paw Creek, NC 28213	14108 Huntersville-Concord Rd. Paw Creek, NC 28078
4. Phone ( )	6. Phone ( )

7. Transporter #1 Company Name	8. US EPA ID Number	9. Transporter #1's Phone
10. Transporter #2 Company Name	11. US EPA ID Number	12. Transporter #2's Phone
13. Designated T/S/D Facility Name and Site Address CMS Landfill 5105 Morehead Rd Concord, NC 28027	14. US EPA ID Number	15. Facility's Phone 704-262-6371

16. Waste Shipping Name and Description	17. Republic Services Approval # and Exp. Date	18. Containers No.	18. Containers Type	19. Total Quantity	20. Unit Wt/Vol
a. contaminated soil	5010-20-12078 9/17/2021				
b.				21	54
c.				43	650

21. Additional Descriptions for Materials Listed Above

Lvd 157

22. Special Handling Instructions and Additional Information

Bill: STAT 100170

23. **GENERATOR'S CERTIFICATION:** I hereby certify that the above named material is not a hazardous waste as defined by 40 CFR 261 or any applicable state law, has been properly described, classified and packaged, and is in proper condition for transportation according to applicable regulations; AND, if this waste is a treatment residue of a previously restricted hazardous waste subject to the Land Disposal Restrictions. I certify and warrant that the waste has been treated in accordance with the requirements of 40 CFR 268 and is no longer a hazardous waste as defined by 40 CFR 261.

Printed/Typed Name	Signature	Month	Day	Year
[illegible]	[signature]	10	19	20

TRANSPORTER

24. **Transporter #1:** Acknowledgement of Receipt of Materials

Printed/Typed Name	Signature	Month	Day	Year
[illegible]	[signature]			

25. **Transporter #2:** Acknowledgement of Receipt of Materials

Printed/Typed Name	Signature	Month	Day	Year

T/S/D FACILITY

26. Discrepancy Indication Space

27. **Facility Owner or Operator:** Certification of receipt of waste materials covered by this manifest (except as noted in Item 19)
CMS LANDFILL 5105 MOREHEAD RD CONCORD, NC 28027 704-262-6371

Printed/Typed Name	Signature	Month	Day	Year
Aly	Aly	10	19	20

GENERATOR'S COPY

REV 04/19

COM000033
RS-F15

SITE BFI/CMS LANDFILL 704-782-2004
5105 MOREHEAD RD CONCORD, NC 28025

CUSTOMER 100170
STAT INC
PO BOX 1443
LENOIR, NC 28645

Contract:50102012078
Generator:Colonial Pipeline Company

SITE Y6	TICKET # 1770007	CELL	
WEIGHMASTER	Aly G.		
DATE/TIME IN	10/19/20 10:33 am	DATE/TIME OUT	10/19/20 10:33 a
VEHICLE	dt84	CONTAINER	
REFERENCE	1042530		
BILL OF LADING			

SCALE IN GROSS WEIGHT 69,800 NET TONS 21.40
TARE OUT TARE WEIGHT 27,000 NET WEIGHT 42,800

INBOUND
INVOICE

QTY.	UNIT	DESCRIPTION	RATE	EXTENSION	TAX	TOTAL
0.00	YD	Tracking QTY				
21.40	tn	SW-CONT SOIL-ALT DAILY COVER Origin:MECKLENBURG 100%				



HARD HATS AND SAFETY VEST ARE REQUIRED WHEN EXITING YOUR VEHICLE

WHILE IN THE LANDFILL. IF YOU DO NOT HAVE THESE ITEMS YOU MAY BORROW

A SET FROM THE SCALE HOUSE. THANK YOU.

NET AMOUNT
TENDERED
CHANGE
CHECK#

The undersigned individual signing this document on behalf of Customer acknowledges that he or she has read and understands the terms and conditions on the reverse side and that he or she has the authority to sign this document on behalf of the customer.

SIGNATURE _____

RS-F042UPR (07/12)

REPUBLIC SERVICES

Please print or type.

NON-HAZARDOUS WASTE MANIFEST

1042530

1. Generator's US EPA ID Number	Manifest Document Number	2. Page 1 of	
			770007

GENERATOR

3. Generator's Name and Mailing Address
PO BOX 87
Paw Creek, NC 28213

4. Phone ( )

5. Generating Location (if different)
14108 Huntersville-Concord Rd.
Paw Creek, NC 28078

6. Phone ( )

7. Transporter #1 Company Name	8. US EPA ID Number	9. Transporter #1's Phone
10. Transporter #2 Company Name	11. US EPA ID Number	12. Transporter #2's Phone
13. Designated T/S/D Facility Name and Site Address CMS Landfill 5106 Morehead Rd Concord, NC 28027	14. US EPA ID Number 704-262-6371	15. Facility's Phone

16. Waste Shipping Name and Description	17. Republic Services Approval # and Exp. Date	18. Containers No.	18. Containers Type	19. Total Quantity	20. Unit Wt/Vol
a. contaminated soil	5610-20-12070 9/17/2021				
b.				21	40
c.				42	800

21. Additional Descriptions for Materials Listed Above
Load 1 of 2

22. Special Handling Instructions and Additional Information
BR: STAT 100170

23. **GENERATOR'S CERTIFICATION:** I hereby certify that the above named material is not a hazardous waste as defined by 40 CFR 261 or any applicable state law, has been properly described, classified and packaged, and is in proper condition for transportation according to applicable regulations; AND, if this waste is a treatment residue of a previously restricted hazardous waste subject to the Land Disposal Restrictions. I certify and warrant that the waste has been treated in accordance with the requirements of 40 CFR 268 and is no longer a hazardous waste as defined by 40 CFR 261.

Printed/Typed Name	Signature	Month	Day	Year
Chad Smith		10	19	20

TRANSPORTER

24. **Transporter #1:** Acknowledgement of Receipt of Materials

Printed/Typed Name	Signature	Month	Day	Year
		10	19	20

25. **Transporter #2:** Acknowledgement of Receipt of Materials

Printed/Typed Name	Signature	Month	Day	Year

T/S/D FACILITY

26. Discrepancy Indication Space

27. **Facility Owner or Operator:** Certification of receipt of waste materials covered by this manifest (except as noted in Item 19)
CMS LANDFILL 5106 MOREHEAD RD CONCORD, NC 28027 704-262-6371

Printed/Typed Name	Signature	Month	Day	Year
Amy	Amy	10	19	20

GENERATOR'S COPY

SITE BFI/CMS LANDFILL 704-782-2004
5105 MOREHEAD RD CONCORD, NC 28025

CUSTOMER 100170
STAT INC
PO BOX 1443
LENOIR, NC 28645

Contract:50102012078
Generator:Colonial Pipeline Company

SITE Y6	TICKET # 1769986	CELL	
WEIGHMASTER	Aly G.		
DATE/TIME IN	10/19/20 10:00 am	DATE/TIME OUT	10/19/20 10:00 a
VEHICLE	STAT131	CONTAINER	
REFERENCE	1042531		
BILL OF LADING			

INBOUND
INVOICE

SCALE IN GROSS WEIGHT 80,780 NET TONS 25.54
TARE OUT TARE WEIGHT 29,700 NET WEIGHT 51,080

QTY.	UNIT	DESCRIPTION	RATE	EXTENSION	TAX	TOTAL
0.00	YD	Tracking QTY				
25.54	tn	SW-CONT SOIL-ALT DAILY COVER Origin:MECKLENBURG 100%				



HARD HATS AND SAFETY VEST ARE REQUIRED WHEN EXITING YOUR VEHICLE

WHILE IN THE LANDFILL. IF YOU DO NOT HAVE THESE ITEMS YOU MAY BORROW

A SET FROM THE SCALE HOUSE. THANK YOU.

NET AMOUNT
TENDERED
CHANGE
CHECK#

The undersigned individual signing this document on behalf of Customer acknowledges that he or she has read and understands the terms and conditions on the reverse side and that he or she has the authority to sign this document on behalf of the customer.

SIGNATURE _____

REPUBLIC SERVICES

NON-HAZARDOUS WASTE MANIFEST

1042531

Please print or type.

1. Generator's US EPA ID Number	Manifest Document Number	2. Page 1 of	
			NC9956

GENERATOR

3. Generator's Name and Mailing Address	5. Generating Location (if different)
PO BOX 87 Paw Creek, NC 28213	14108 Huntersville-Concord Rd. Paw Creek, NC 28078
4. Phone ( )	6. Phone ( )

7. Transporter #1 Company Name	8. US EPA ID Number	9. Transporter #1's Phone
10. Transporter #2 Company Name	**11. US EPA ID Number**	**12. Transporter #2's Phone**
13. Designated T/S/D Facility Name and Site Address	**14. US EPA ID Number**	**15. Facility's Phone**
CMS Landfill 5105 Morehead Rd Concord, NC 28027	704-262-6371	

16. Waste Shipping Name and Description	17. Republic Services Approval # and Exp. Date	18. Containers No.	18. Containers Type	19. Total Quantity	20. Unit Wt/Vol
a. contaminated soil	5010-20-12078 9/17/2021				
b.				25	54
c.				51	080

21. Additional Descriptions for Materials Listed Above

Used 159

22. Special Handling Instructions and Additional Information

BM: 9TAT 100170

23. **GENERATOR'S CERTIFICATION:** I hereby certify that the above named material is not a hazardous waste as defined by 40 CFR 261 or any applicable state law, has been properly described, classified and packaged, and is in proper condition for transportation according to applicable regulations; AND, if this waste is a treatment residue of a previously restricted hazardous waste subject to the Land Disposal Restrictions. I certify and warrant that the waste has been treated in accordance with the requirements of 40 CFR 268 and is no longer a hazardous waste as defined by 40 CFR 261.

Printed/Typed Name	Signature	Month	Day	Year
Chad Sink		10	19	20

TRANSPORTER

24. **Transporter #1:** Acknowledgement of Receipt of Materials

Printed/Typed Name	Signature	Month	Day	Year
Cary Combs	Cary Combs	10	19	20

25. **Transporter #2:** Acknowledgement of Receipt of Materials

Printed/Typed Name	Signature	Month	Day	Year
		10	19	20

T/S/D FACILITY

26. Discrepancy Indication Space

27. **Facility Owner or Operator:** Certification of receipt of waste materials covered by this manifest (except as noted in Item 19)

CMS LANDFILL 5105 MOREHEAD RD CONCORD, NC 28027 704-262-6371

Printed/Typed Name	Signature	Month	Day	Year
Ally	Ally	10	19	20

TRANSPORTER #1

REV 04/19

COM000033
RS-F15

SITE BFI/CMS LANDFILL 704-782-2004
5105 MOREHEAD RD CONCORD, NC 28025

CUSTOMER 100170
STAT INC
PO BOX 1443
LENOIR, NC 28645

Contract:50102012078
Generator:Colonial Pipeline Company

SITE	Y6	TICKET # 1770025	CELL
WEIGHMASTER	Aly G.		
DATE/TIME IN	10/19/20 11:07 am	DATE/TIME OUT	10/19/20 11:07 a
VEHICLE	stat160	CONTAINER	
REFERENCE	1042532		
BILL OF LADING			

SCALE IN GROSS WEIGHT 79,860 NET TONS 23.97
TARE OUT TARE WEIGHT 31,920 NET WEIGHT 47,940

INBOUND
INVOICE

QTY.	UNIT	DESCRIPTION	RATE	EXTENSION	TAX	TOTAL
0.00	YD	Tracking QTY				
23.97	tn	SW-CONT SOIL-ALT DAILY Origin:MECKLENBURG 100% COVER				



HARD HATS AND SAFETY VEST ARE REQUIRED WHEN EXITING YOUR VEHICLE

WHILE IN THE LANDFILL. IF YOU DO NOT HAVE THESE ITEMS YOU MAY BORROW

A SET FROM THE SCALE HOUSE. THANK YOU.

NET AMOUNT
TENDERED
CHANGE
CHECK#

The undersigned individual signing this document on behalf of Customer acknowledges that he or she has read and understands the terms and conditions on the reverse side and that he or she has the authority to sign this document on behalf of the customer.

SIGNATURE _____

RS F042UPR (04/19)

REPUBLIC SERVICES

Please print or type.

NON-HAZARDOUS WASTE MANIFEST

1042532

1. Generator's US EPA ID Number	Manifest Document Number	2. Page 1 of
		1770025

GENERATOR

3. Generator's Name and Mailing Address
PO BOX 87
Paw Creek, NC 28213
4. Phone ( )

5. Generating Location (if different)
14108 Huntersville-Concord Rd.
Paw Creek, NC 28078
6. Phone ( )

7. Transporter #1 Company Name	8. US EPA ID Number	9. Transporter #1's Phone
10. Transporter #2 Company Name	11. US EPA ID Number	12. Transporter #2's Phone
13. Designated T/S/D Facility Name and Site Address CMS Landfill 5105 Morehead Rd Concord, NC 28027	14. US EPA ID Number 704-262-6371	15. Facility's Phone

16. Waste Shipping Name and Description	17. Republic Services Approval # and Exp. Date	18. Containers No.	18. Containers Type	19. Total Quantity	20. Unit Wt/Vol
a. contaminated soil	5010-20-12078 9/17/2021				
b.				23	97
c.				47	940

21. Additional Descriptions for Materials Listed Above
Load 160

22. Special Handling Instructions and Additional Information
Bill: STAT 100170

23. **GENERATOR'S CERTIFICATION:** I hereby certify that the above named material is not a hazardous waste as defined by 40 CFR 261 or any applicable state law, has been properly described, classified and packaged, and is in proper condition for transportation according to applicable regulations; AND, if this waste is a treatment residue of a previously restricted hazardous waste subject to the Land Disposal Restrictions. I certify and warrant that the waste has been treated in accordance with the requirements of 40 CFR 268 and is no longer a hazardous waste as defined by 40 CFR 261.

Printed/Typed Name	Signature	Month	Day	Year
Chad Sparks		10	19	20

TRANSPORTER

24. **Transporter #1:** Acknowledgement of Receipt of Materials

Printed/Typed Name	Signature	Month	Day	Year
Maurice W. Wilson		10	19	20

25. **Transporter #2:** Acknowledgement of Receipt of Materials

Printed/Typed Name	Signature	Month	Day	Year

T/S/D FACILITY

26. Discrepancy Indication Space

27. **Facility Owner or Operator:** Certification of receipt of waste materials covered by this manifest (except as noted in Item 19)
CMS LANDFILL 5105 MOREHEAD RD CONCORD, NC 28027 704-262-6371

Printed/Typed Name	Signature	Month	Day	Year
Ally	Ally	10	19	20

REV 04/19

TRANSPORTER #2

COM000033
RS-F15

SITE BFI/CMS LANDFILL 704-782-2004
5105 MOREHEAD RD CONCORD, NC 28025

CUSTOMER 100170
STAT INC
PO BOX 1443
LENOIR, NC 28645

Contract:50102012078
Generator:Colonial Pipeline Company

SITE 6	TICKET # 1769975	CELL	
WEIGHMASTER	Keyona C.		
DATE/TIME IN	10/19/20 9:49 am	DATE/TIME OUT	10/19/20 9:49 a
VEHICLE	STAT80	CONTAINER	
REFERENCE	1042533		
BILL OF LADING			

SCALE IN GROSS WEIGHT 72,620 NET TONS 22.10
TARE OUT TARE WEIGHT 28,420 NET WEIGHT 44,200

INBOUND
INVOICE

QTY.	UNIT	DESCRIPTION	RATE	EXTENSION	TAX	TOTAL
0.00	YD	Tracking QTY				
22.10	tn	SW-CONT SOIL-ALT DAILY COVER Origin:MECKLENBURG 100%				

HARD HATS AND SAFETY VEST ARE REQUIRED WHEN EXITING YOUR VEHICLE

WHILE IN THE LANDFILL. IF YOU DO NOT HAVE THESE ITEMS YOU MAY BORROW

A SET FROM THE SCALE HOUSE. THANK YOU.

NET AMOUNT
TENDERED
CHANGE
CHECK#

The undersigned individual signing this document on behalf of Customer acknowledges that he or she has read and understands the terms and conditions on the reverse side and that he or she has the authority to sign this document on behalf of the customer.

RS-F042UPR (04/19)

SIGNATURE _____

GENERATOR

b.				2010	
c.				4/1800	

21. Additional Descriptions for Materials Listed Above

Used Oil

22. Special Handling Instructions and Additional Information

BR: STAT 100170

23. **GENERATOR'S CERTIFICATION:** I hereby certify that the above named material is not a hazardous waste as defined by 40 CFR 261 or any applicable state law, has been properly described, classified and packaged, and is in proper condition for transportation according to applicable regulations; AND, if this waste is a treatment residue of a previously restricted hazardous waste subject to the Land Disposal Restrictions. I certify and warrant that the waste has been treated in accordance with the requirements of 40 CFR 268 and is no longer a hazardous waste as defined by 40 CFR 261.

Printed/Typed Name	Signature	Month	Day	Year
Used Oil		10	19	20

TRANSPORTER

24. **Transporter #1:** Acknowledgement of Receipt of Materials

Printed/Typed Name	Signature	Month	Day	Year
Kenneth S Martin		10	19	20

25. **Transporter #2:** Acknowledgement of Receipt of Materials

Printed/Typed Name	Signature	Month	Day	Year

FACILITY

26. Discrepancy Indication Space

27. **Facility Owner or Operator:** Certification of receipt of waste materials covered by this manifest (except as noted in Item 19)

SITE BFI/CMS LANDFILL 704-782-2004
5105 MOREHEAD RD CONCORD, NC 28025

CUSTOMER 100170
STAT INC
PO BOX 1443
LENOIR, NC 28645

Contract:50102012078
Generator:Colonial Pipeline Company

SITE	Y6	TICKET # 1769993	CELL
WEIGHMASTER	Keyona C.		
DATE/TIME IN	10/19/20 10:15 am	DATE/TIME OUT	10/19/20 10:15 a
VEHICLE	stat148	CONTAINER	
REFERENCE	1042534		
BILL OF LADING			

SCALE IN GROSS WEIGHT 80,560 NET TONS 25.18
TARE OUT TARE WEIGHT 30,200 NET WEIGHT 50,360

INBOUND
INVOICE

QTY.	UNIT	DESCRIPTION	RATE	EXTENSION	TAX	TOTAL
0.00	YD	Tracking QTY				
25.18	tn	SW-CONT SOIL-ALT DAILY Origin:MECKLENBURG 100% COVER				



HARD HATS AND SAFETY VEST ARE REQUIRED WHEN EXITING YOUR VEHICLE

WHILE IN THE LANDFILL. IF YOU DO NOT HAVE THESE ITEMS YOU MAY BORROW

A SET FROM THE SCALE HOUSE. THANK YOU.

NET AMOUNT
TENDERED
CHANGE
CHECK#

The undersigned individual signing this document on behalf of Customer acknowledges that he or she has read and understands the terms and conditions on the reverse side and that he or she has the authority to sign this document on behalf of the customer.

SIGNATURE _____

RS-F042UPR (04/19)

REPUBLIC SERVICES

NON-HAZARDOUS WASTE MANIFEST

1042534

Please print or type.

1. Generator's US EPA ID Number	Manifest Document Number	2. Page 1 of

GENERATOR

3. Generator's Name and Mailing Address
PO BOX 87
Paw Creek, NC 28213

4. Phone ( )

5. Generating Location (if different)
14108 Hestersville-Concord Rd.
Paw Creek, NC 28078

6. Phone ( )

7. Transporter #1 Company Name	8. US EPA ID Number	9. Transporter #1's Phone
10. Transporter #2 Company Name	11. US EPA ID Number	12. Transporter #2's Phone
13. Designated T/S/D Facility Name and Site Address CMS Landfill 5105 Morehead Rd Concord, NC 28027	14. US EPA ID Number 704-262-6371	15. Facility's Phone

16. Waste Shipping Name and Description	17. Republic Services Approval # and Exp. Date	18. Containers No.	18. Containers Type	19. Total Quantity	20. Unit Wt/Vol
a. contaminated soil	5010-20-12078 9/17/2021		TT		T
b.				25	8
c.				52	60

21. Additional Descriptions for Materials Listed Above
Load 162

22. Special Handling Instructions and Additional Information
GRL: STAT 100170

23. **GENERATOR'S CERTIFICATION:** I hereby certify that the above named material is not a hazardous waste as defined by 40 CFR 261 or any applicable state law, has been properly described, classified and packaged, and is in proper condition for transportation according to applicable regulations; AND, if this waste is a treatment residue of a previously restricted hazardous waste subject to the Land Disposal Restrictions. I certify and warrant that the waste has been treated in accordance with the requirements of 40 CFR 268 and is no longer a hazardous waste as defined by 40 CFR 261.

Printed/Typed Name	Signature	Month	Day	Year
Chad Sparks		10	19	20

TRANSPORTER

24. **Transporter #1:** Acknowledgement of Receipt of Materials

Printed/Typed Name	Signature	Month	Day	Year
Michael Polo		10	19	20

25. **Transporter #2:** Acknowledgement of Receipt of Materials

Printed/Typed Name	Signature	Month	Day	Year

T/S/D FACILITY

26. Discrepancy Indication Space

27. **Facility Owner or Operator:** Certification of receipt of waste materials covered by this manifest (except as noted in Item 19)
CMS LANDFILL 5105 MOREHEAD RD CONCORD, NC 28027, 704-262-6371

Printed/Typed Name	Signature	Month	Day	Year
Kay	Kay	10	19	20

GENERATOR'S COPY

REV 04/19

COM000033
RS-F15

SITE BFI/CMS LANDFILL 704-782-2004
5105 MOREHEAD RD CONCORD, NC 28025

CUSTOMER 100170
STAT INC
PO BOX 1443
LENOIR, NC 28645

Contract:50102012078
Generator:Colonial Pipeline Company

SITE Y6	TICKET # 1769964	CELL
WEIGHMASTER	Keyona C.	
DATE/TIME IN 10/19/20 9:28 am		DATE/TIME OUT 10/19/20 9:28 a
VEHICLE stat163		CONTAINER
REFERENCE 1042535		
BILL OF LADING		

SCALE IN GROSS WEIGHT 76,480 NET TONS 23.00
TARE OUT TARE WEIGHT 30,480 NET WEIGHT 46,000

INBOUND
INVOICE

QTY.	UNIT	DESCRIPTION	RATE	EXTENSION	TAX	TOTAL
0.00	YD	Tracking QTY				
23.00	tn	SW-CONT SOIL-ALT DAILY Origin:MECKLENBURG 100% COVER				

HARD HATS AND SAFETY VEST ARE REQUIRED WHEN EXITING YOUR VEHICLE

WHILE IN THE LANDFILL. IF YOU DO NOT HAVE THESE ITEMS YOU MAY BORROW

A SET FROM THE SCALE HOUSE. THANK YOU.

NET AMOUNT
TENDERED
CHANGE
CHECK#

The undersigned individual signing this document on behalf of Customer acknowledges that he or she has read and understands the terms and conditions on the reverse side and that he or she has the authority to sign this document on behalf of the customer.

SIGNATURE _____

RS-F042UPR (04/19)

REPUBLIC SERVICES

Please print or type.

NON-HAZARDOUS WASTE MANIFEST

1042535

1. Generator's US EPA ID Number	Manifest Document Number	2. Page 1 of	
			1

GENERATOR

3. Generator's Name and Mailing Address
CMS
PO BOX 87
Paw Creek, NC 28213

4. Phone ( )

5. Generating Location (if different)
Cabarrus Recycling Company
14108 Huntersville-Concord Rd.
Paw Creek, NC 28078

6. Phone ( )

7. Transporter #1 Company Name	8. US EPA ID Number	9. Transporter #1's Phone
10. Transporter #2 Company Name	11. US EPA ID Number	12. Transporter #2's Phone
13. Designated T/S/D Facility Name and Site Address	14. US EPA ID Number	15. Facility's Phone
CMS Landfill 5105 Morehead Rd Concord, NC 28027		704-262-6371

16. Waste Shipping Name and Description	17. Republic Services Approval # and Exp. Date	18. Containers No.	18. Containers Type	19. Total Quantity	20. Unit Wt/Vol
a. contaminated soil	5010-20-12078 9/17/2021				
b.				9300	
c.				46120	

21. Additional Descriptions for Materials Listed Above
Load 163

22. Special Handling Instructions and Additional Information
BIll: STAT 100170

23. **GENERATOR'S CERTIFICATION:** I hereby certify that the above named material is not a hazardous waste as defined by 40 CFR 261 or any applicable state law, has been properly described, classified and packaged, and is in proper condition for transportation according to applicable regulations; AND, if this waste is a treatment residue of a previously restricted hazardous waste subject to the Land Disposal Restrictions. I certify and warrant that the waste has been treated in accordance with the requirements of 40 CFR 268 and is no longer a hazardous waste as defined by 40 CFR 261.

Printed/Typed Name	Signature	Month	Day	Year
Chad Socks		10	19	20

TRANSPORTER

24. **Transporter #1:** Acknowledgement of Receipt of Materials

Printed/Typed Name	Signature	Month	Day	Year
TODD LAIL	Todd Lail	10	19	20

25. **Transporter #2:** Acknowledgement of Receipt of Materials

Printed/Typed Name	Signature	Month	Day	Year

T/S/D FACILITY

26. Discrepancy Indication Space

27. **Facility Owner or Operator:** Certification of receipt of waste materials covered by this manifest (except as noted in Item 19)
CMS LANDFILL 5105 MOREHEAD RD CONCORD, NC 28027 704-262-6371

Printed/Typed Name	Signature	Month	Day	Year
Kay	Kay	10	19	20

TRANSPORTER #2

SITE BFI/CMS LANDFILL 704-782-2004
5105 MOREHEAD RD CONCORD, NC 28025

CUSTOMER 100170
STAT INC
PO BOX 1443
LENOIR, NC 28645

Contract:50102012078
Generator:Colonial Pipeline Company

SITE	Y6	TICKET #	1769958
CELL			
WEIGHMASTER	Aly G.		
DATE/TIME IN	10/19/20 9:13 am	DATE/TIME OUT	10/19/20 9:13 a
VEHICLE	stat162	CONTAINER	
REFERENCE	1042536		
BILL OF LADING			

SCALE IN	GROSS WEIGHT	80,560	NET TONS	24.93
TARE OUT	TARE WEIGHT	30,700	NET WEIGHT	49,860

INBOUND
INVOICE

QTY.	UNIT	DESCRIPTION	RATE	EXTENSION	TAX	TOTAL
0.00	YD	Tracking QTY				
24.93	tn	SW-CONT SOIL-ALT DAILY COVER Origin:MECKLENBURG 100%				



HARD HATS AND SAFETY VEST ARE REQUIRED WHEN EXITING YOUR VEHICLE

WHILE IN THE LANDFILL. IF YOU DO NOT HAVE THESE ITEMS YOU MAY BORROW

A SET FROM THE SCALE HOUSE. THANK YOU.

NET AMOUNT
TENDERED
CHANGE
CHECK#

The undersigned individual signing this document on behalf of Customer acknowledges that he or she has read and understands the terms and conditions on the reverse side and that he or she has the authority to sign this document on behalf of the customer.

RS-F042UPR (07/12)

SIGNATURE _____

REPUBLIC SERVICES

Please print or type.

NON-HAZARDOUS WASTE MANIFEST

1042536

1. Generator's US EPA ID Number	Manifest Document Number	2. Page 1 of
		1 of 1

GENERATOR

3. Generator's Name and Mailing Address	5. Generating Location (if different)
PO BOX 87 Paw Creek, NC 28213 4. Phone ( )	14105 Huntersville-Concord Rd. Paw Creek, NC 28078 6. Phone ( )

7. Transporter #1 Company Name	8. US EPA ID Number	9. Transporter #1's Phone

10. Transporter #2 Company Name	11. US EPA ID Number	12. Transporter #2's Phone

13. Designated T/S/D Facility Name and Site Address	14. US EPA ID Number	15. Facility's Phone
CMS Landfill 5105 Morehead Rd Concord, NC 28027		704-262-6371

16. Waste Shipping Name and Description	17. Republic Services Approval # and Exp. Date	18. Containers No.	18. Containers Type	19. Total Quantity	20. Unit Wt/Vol
a. contaminated soil	5010-20-12078 9/17/2021		ST		G
b.				24	93 T
c.				49	800

21. Additional Descriptions for Materials Listed Above

Load 164 TRK 162 TRL 11804

22. Special Handling Instructions and Additional Information

BR: STAT 100179

23. **GENERATOR'S CERTIFICATION:** I hereby certify that the above named material is not a hazardous waste as defined by 40 CFR 261 or any applicable state law, has been properly described, classified and packaged, and is in proper condition for transportation according to applicable regulations; AND, if this waste is a treatment residue of a previously restricted hazardous waste subject to the Land Disposal Restrictions. I certify and warrant that the waste has been treated in accordance with the requirements of 40 CFR 268 and is no longer a hazardous waste as defined by 40 CFR 261.

Printed/Typed Name	Signature	Month	Day	Year
[illegible]	[signature]	10	19	20

TRANSPORTER

24. **Transporter #1:** Acknowledgement of Receipt of Materials

Printed/Typed Name	Signature	Month	Day	Year
[illegible] TRUCKETT	[signature]	10	19	20

25. **Transporter #2:** Acknowledgement of Receipt of Materials

Printed/Typed Name	Signature	Month	Day	Year

T/S/D FACILITY

26. Discrepancy Indication Space

27. **Facility Owner or Operator:** Certification of receipt of waste materials covered by this manifest (except as noted in Item 19)

CMS LANDFILL 5105 MOREHEAD RD CONCORD, NC 28027 704-262-6371

Printed/Typed Name	Signature	Month	Day	Year
[illegible]	[signature]	10	19	20

GENERATOR'S COPY

SITE BFI/CMS LANDFILL 704-782-2004
5105 MOREHEAD RD CONCORD, NC 28025

CUSTOMER 100170
STAT INC
PO BOX 1443
LENOIR, NC 28645

Contract:50102012078
Generator:Colonial Pipeline Company

SITE Y6	TICKET # 1769935	CELL	
WEIGHMASTER	Keyona C.		
DATE/TIME IN	10/19/20 8:33 am	DATE/TIME OUT	10/19/20 8:33 a
VEHICLE	dt83	CONTAINER	
REFERENCE	1042537		
BILL OF LADING			

SCALE IN GROSS WEIGHT 67,140 NET TONS 20.12
TARE OUT TARE WEIGHT 26,900 NET WEIGHT 40,240

INBOUND
INVOICE

QTY.	UNIT	DESCRIPTION	RATE	EXTENSION	TAX	TOTAL
0.00	YD	Tracking QTY				
20.12	tn	SW-CONT SOIL-ALT DAILY COVER Origin:MECKLENBURG 100%				

HARD HATS AND SAFETY VEST ARE REQUIRED WHEN EXITING YOUR VEHICLE

WHILE IN THE LANDFILL. IF YOU DO NOT HAVE THESE ITEMS YOU MAY BORROW

A SET FROM THE SCALE HOUSE. THANK YOU.

NET AMOUNT
TENDERED
CHANGE
CHECK#

The undersigned individual signing this document on behalf of Customer acknowledges that he or she has read and understands the terms and conditions on the reverse side and that he or she has the authority to sign this document on behalf of the customer.

SIGNATURE _____

RS-F042UPR (07/12)

REPUBLIC SERVICES

Please print or type.

NON-HAZARDOUS WASTE MANIFEST

1042537

1. Generator's US EPA ID Number	Manifest Document Number	2. Page 1 of
		1 of 1

GENERATOR

3. Generator's Name and Mailing Address	5. Generating Location (if different)
PO BOX 87 Paw Creek, NC 28213 4. Phone ( )	14106 Huntersville-Concord Rd. Paw Creek, NC 28078 6. Phone ( )

7. Transporter #1 Company Name	8. US EPA ID Number	9. Transporter #1's Phone

10. Transporter #2 Company Name	11. US EPA ID Number	12. Transporter #2's Phone

13. Designated T/S/D Facility Name and Site Address	14. US EPA ID Number	15. Facility's Phone
CMS Landfill 5105 Morehead Rd Concord, NC 28027	704-262-6371	

16. Waste Shipping Name and Description	17. Republic Services Approval # and Exp. Date	18. Containers No.	18. Containers Type	19. Total Quantity	20. Unit Wt/Vol
a. contaminated soil	5010-20-12078 9/17/2021		51		G
b.					2013
c.					41410

21. Additional Descriptions for Materials Listed Above

Lbs 165

22. Special Handling Instructions and Additional Information

BR: STAT 100170

23. **GENERATOR'S CERTIFICATION:** I hereby certify that the above named material is not a hazardous waste as defined by 40 CFR 261 or any applicable state law, has been properly described, classified and packaged, and is in proper condition for transportation according to applicable regulations; AND, if this waste is a treatment residue of a previously restricted hazardous waste subject to the Land Disposal Restrictions. I certify and warrant that the waste has been treated in accordance with the requirements of 40 CFR 268 and is no longer a hazardous waste as defined by 40 CFR 261.

Printed/Typed Name	Signature	Month	Day	Year
Ted Davis		10	19	20

TRANSPORTER

24. **Transporter #1:** Acknowledgement of Receipt of Materials

Printed/Typed Name	Signature	Month	Day	Year
Dalvin Sides		10	19	20

25. **Transporter #2:** Acknowledgement of Receipt of Materials

Printed/Typed Name	Signature	Month	Day	Year

T/S/D FACILITY

26. Discrepancy Indication Space

27. **Facility Owner or Operator:** Certification of receipt of waste materials covered by this manifest (except as noted in Item 19)

CMS LANDFILL 5105 MOREHEAD RD CONCORD, NC 28027 704-262-6371

Printed/Typed Name	Signature	Month	Day	Year
Kay	Kay	10	19	20

GENERATOR'S COPY

SITE BFI/CMS LANDFILL 704-782-2004
5105 MOREHEAD RD CONCORD, NC 28025

CUSTOMER 100170
STAT INC
PO BOX 1443
LENOIR, NC 28645

Contract:50102012078
Generator:Colonial Pipeline Company

SITE Y6	TICKET # 1769999	CELL	
WEIGHMASTER	Keyona C.		
DATE/TIME IN	10/19/20 10:22 am	DATE/TIME OUT	10/19/20 10:22 a
VEHICLE	dt83	CONTAINER	
REFERENCE	1042538		
BILL OF LADING			

SCALE IN	GROSS WEIGHT	68,460	NET TONS	20.78
TARE OUT	TARE WEIGHT	26,900	NET WEIGHT	41,560

INBOUND
INVOICE

QTY.	UNIT	DESCRIPTION	RATE	EXTENSION	TAX	TOTAL
0.00	YD	Tracking QTY				
20.78	tn	SW-CONT SOIL-ALT DAILY COVER Origin:MECKLENBURG 100%				



HARD HATS AND SAFETY VEST ARE REQUIRED WHEN EXITING YOUR VEHICLE

WHILE IN THE LANDFILL. IF YOU DO NOT HAVE THESE ITEMS YOU MAY BORROW

A SET FROM THE SCALE HOUSE. THANK YOU.

NET AMOUNT
TENDERED
CHANGE
CHECK#

The undersigned individual signing this document on behalf of Customer acknowledges that he or she has read and understands the terms and conditions on the reverse side and that he or she has the authority to sign this document on behalf of the customer.

RS-F042UPR (04/19)

SIGNATURE _____

REPUBLIC SERVICES

Please print or type.

NON-HAZARDOUS WASTE MANIFEST

1042538

1. Generator's US EPA ID Number	Manifest Document Number	2. Page 1 of

GENERATOR

3. Generator's Name and Mailing Address	5. Generating Location (if different)
PO BOX 87 Paw Creek, NC 28213 4. Phone ( )	14108 Huntersville-Concord Rd. Paw Creek, NC 28078 6. Phone ( )

7. Transporter #1 Company Name	8. US EPA ID Number	9. Transporter #1's Phone

10. Transporter #2 Company Name	11. US EPA ID Number	12. Transporter #2's Phone

13. Designated T/S/D Facility Name and Site Address	14. US EPA ID Number	15. Facility's Phone
CMS Landfill 5105 Morehead Rd Concord, NC 28027		704-262-6371

16. Waste Shipping Name and Description	17. Republic Services Approval # and Exp. Date	18. Containers No.	18. Containers Type	19. Total Quantity	20. Unit Wt/Vol
a. contaminated soil	5010-20-12078 9/17/2021				
b.				20	TS
c.				4	T

21. Additional Descriptions for Materials Listed Above

Lod 166

22. Special Handling Instructions and Additional Information

SR: STAT 166170

23. **GENERATOR'S CERTIFICATION:** I hereby certify that the above named material is not a hazardous waste as defined by 40 CFR 261 or any applicable state law, has been properly described, classified and packaged, and is in proper condition for transportation according to applicable regulations; AND, if this waste is a treatment residue of a previously restricted hazardous waste subject to the Land Disposal Restrictions. I certify and warrant that the waste has been treated in accordance with the requirements of 40 CFR 268 and is no longer a hazardous waste as defined by 40 CFR 261.

Printed/Typed Name	Signature	Month	Day	Year
Chad Sink		10	19	20

TRANSPORTER

24. **Transporter #1:** Acknowledgement of Receipt of Materials

Printed/Typed Name	Signature	Month	Day	Year
Darren Sisler		10	19	20

25. **Transporter #2:** Acknowledgement of Receipt of Materials

Printed/Typed Name	Signature	Month	Day	Year

T/S/D FACILITY

26. Discrepancy Indication Space

27. **Facility Owner or Operator:** Certification of receipt of waste materials covered by this manifest (except as noted in Item 19)

CMS LANDFILL 5105 MOREHEAD RD CONCORD, NC 28027 704-262-6371

Printed/Typed Name	Signature	Month	Day	Year
Kay	Kay	10	19	20

GENERATOR'S COPY

SITE BFI/CMS LANDFILL 704-782-2004
5105 MOREHEAD RD CONCORD, NC 28025

CUSTOMER 100170
STAT INC
PO BOX 1443
LENOIR, NC 28645

Contract:50102012078
Generator:Colonial Pipeline Company

SITE	Y6	TICKET # 1769969	CELL
WEIGHMASTER	Keyona C.		
DATE/TIME IN	10/19/20 9:40 am	DATE/TIME OUT	10/19/20 9:40 a
VEHICLE	STAT159	CONTAINER	
REFERENCE	1042539		
BILL OF LADING			

SCALE IN GROSS WEIGHT 77,500 NET TONS 23.25
TARE OUT TARE WEIGHT 31,000 NET WEIGHT 46,500

INBOUND
INVOICE

QTY.	UNIT	DESCRIPTION	RATE	EXTENSION	TAX	TOTAL
0.00	YD	Tracking QTY				
23.25	tn	SW-CONT SOIL-ALT DAILY Origin:MECKLENBURG 100% COVER				



HARD HATS AND SAFETY VEST ARE REQUIRED WHEN EXITING YOUR VEHICLE

WHILE IN THE LANDFILL. IF YOU DO NOT HAVE THESE ITEMS YOU MAY BORROW

A SET FROM THE SCALE HOUSE. THANK YOU.

NET AMOUNT
TENDERED
CHANGE
CHECK#

The undersigned individual signing this document on behalf of Customer acknowledges that he or she has read and understands the terms and conditions on the reverse side and that he or she has the authority to sign this document on behalf of the customer.

SIGNATURE _____

RS-F042UPR (04/19)

REPUBLIC SERVICES

Please print or type.

NON-HAZARDOUS WASTE MANIFEST

1042539

1. Generator's US EPA ID Number	Manifest Document Number	2. Page 1 of
		1 of 1

GENERATOR

3. Generator's Name and Mailing Address
PO BOX 87
Pew Creek, NC 28218

4. Phone ( )

5. Generating Location (if different)
14138 Huntersville-Concord Rd.
Pew Creek, NC 28078

6. Phone ( )

7. Transporter #1 Company Name	8. US EPA ID Number	9. Transporter #1's Phone
10. Transporter #2 Company Name	11. US EPA ID Number	12. Transporter #2's Phone
13. Designated T/S/D Facility Name and Site Address CMS Landfill 5105 Morehead Rd Concord, NC 28027	14. US EPA ID Number 704-262-6371	15. Facility's Phone

16. Waste Shipping Name and Description	17. Republic Services Approval # and Exp. Date	18. Containers No.	18. Containers Type	19. Total Quantity	20. Unit Wt/Vol
a. contaminated soil	5010-20-12078 9/17/2021		ST		T
b.				82.45	
c.				41.50	

21. Additional Descriptions for Materials Listed Above
Leo 167

22. Special Handling Instructions and Additional Information
BIR: STAT 100178

23. **GENERATOR'S CERTIFICATION:** I hereby certify that the above named material is not a hazardous waste as defined by 40 CFR 261 or any applicable state law, has been properly described, classified and packaged, and is in proper condition for transportation according to applicable regulations; AND, if this waste is a treatment residue of a previously restricted hazardous waste subject to the Land Disposal Restrictions. I certify and warrant that the waste has been treated in accordance with the requirements of 40 CFR 268 and is no longer a hazardous waste as defined by 40 CFR 261.

Printed/Typed Name	Signature	Month	Day	Year
Fred Scott		10	19	20

TRANSPORTER

24. **Transporter #1:** Acknowledgement of Receipt of Materials

Printed/Typed Name	Signature	Month	Day	Year
James Rabb		10	19	20

25. **Transporter #2:** Acknowledgement of Receipt of Materials

Printed/Typed Name	Signature	Month	Day	Year

T/S/D FACILITY

26. Discrepancy Indication Space

27. **Facility Owner or Operator:** Certification of receipt of waste materials covered by this manifest (except as noted in Item 19)
CMS LANDFILL 5105 MOREHEAD RD CONCORD, NC 28027 704-262-6371

Printed/Typed Name	Signature	Month	Day	Year
Kay	Kay	10	10	20

REV 04/19

GENERATOR'S COPY

COM000033
RS-F15

SITE BFI/CMS LANDFILL 704-782-2004
5105 MOREHEAD RD CONCORD, NC 28025

CUSTOMER 100170
STAT INC
PO BOX 1443
LENOIR, NC 28645

Contract:50102012078
Generator:Colonial Pipeline Company

SITE Y6	TICKET # 1770018	CELL	
WEIGHMASTER	Keyona C.		
DATE/TIME IN	10/19/20 10:52 am	DATE/TIME OUT	10/19/20 10:52 a
VEHICLE	stat138	CONTAINER	
REFERENCE	1042540		
BILL OF LADING			

SCALE IN GROSS WEIGHT 79,260 NET TONS 24.46
TARE OUT TARE WEIGHT 30,340 NET WEIGHT 48,920

INBOUND
INVOICE

QTY.	UNIT	DESCRIPTION	RATE	EXTENSION	TAX	TOTAL
0.00	YD	Tracking QTY				
24.46	tn	SW-CONT SOIL-ALT DAILY COVER Origin:MECKLENBURG 100%				



HARD HATS AND SAFETY VEST ARE REQUIRED WHEN EXITING YOUR VEHICLE

WHILE IN THE LANDFILL. IF YOU DO NOT HAVE THESE ITEMS YOU MAY BORROW

A SET FROM THE SCALE HOUSE. THANK YOU.

NET AMOUNT
TENDERED
CHANGE
CHECK#

The undersigned individual signing this document on behalf of Customer acknowledges that he or she has read and understands the terms and conditions on the reverse side and that he or she has the authority to sign this document on behalf of the customer.

SIGNATURE _____

RS-F042UPR (04/19)

REPUBLIC SERVICES

Please print or type.

NON-HAZARDOUS WASTE MANIFEST

1042540

1. Generator's US EPA ID Number	Manifest Document Number	2. Page 1 of	1770048

GENERATOR

3. Generator's Name and Mailing Address	5. Generating Location (if different)
CPC PO BOX 87 Paw Creek, NC 28213	Colonial Pipeline Company 14108 Huntersville-Concord Rd. Paw Creek, NC 28078
4. Phone ( )	6. Phone ( )

7. Transporter #1 Company Name	8. US EPA ID Number	9. Transporter #1's Phone
10. Transporter #2 Company Name	11. US EPA ID Number	12. Transporter #2's Phone
13. Designated T/S/D Facility Name and Site Address CMS Landfill 5105 Morehead Rd Concord, NC 28027	14. US EPA ID Number 704-262-6371	15. Facility's Phone

16. Waste Shipping Name and Description	17. Republic Services Approval # and Exp. Date	18. Containers No.	18. Containers Type	19. Total Quantity	20. Unit Wt/Vol
a. contaminated soil	5010-20-12078 9/17/2021				
b.					2446
c.					48920

21. Additional Descriptions for Materials Listed Above

Lod 168

22. Special Handling Instructions and Additional Information

Bill: STAT 100170

23. **GENERATOR'S CERTIFICATION:** I hereby certify that the above named material is not a hazardous waste as defined by 40 CFR 261 or any applicable state law, has been properly described, classified and packaged, and is in proper condition for transportation according to applicable regulations; AND, if this waste is a treatment residue of a previously restricted hazardous waste subject to the Land Disposal Restrictions. I certify and warrant that the waste has been treated in accordance with the requirements of 40 CFR 268 and is no longer a hazardous waste as defined by 40 CFR 261.

Printed/Typed Name	Signature	Month	Day	Year
Chad Sparks	Chad Sparks	10	19	20

TRANSPORTER

24. **Transporter #1:** Acknowledgement of Receipt of Materials

Printed/Typed Name	Signature	Month	Day	Year
Cody Ward	Cody Ward	10	19	20

25. **Transporter #2:** Acknowledgement of Receipt of Materials

Printed/Typed Name	Signature	Month	Day	Year

T/S/D FACILITY

26. Discrepancy Indication Space

27. **Facility Owner or Operator:** Certification of receipt of waste materials covered by this manifest (except as noted in Item 19)
CMS LANDFILL 5105 MOREHEAD RD CONCORD, NC 28027 704-262-6371

Printed/Typed Name	Signature	Month	Day	Year
Kay	Kay	10	19	20

TRANSPORTER #2

REV 04/19

COM000033
RS-F15

SITE

BFI/CMS LANDFILL 704-782-2004
5105 MOREHEAD RD CONCORD, NC 28025

CUSTOMER

100170
STAT INC
PO BOX 1443
LENOIR, NC 28645

Contract:50102012078
Generator:Colonial Pipeline Company

SITE	TICKET #	CELL
Y6	1770044	

WEIGHMASTER: Aly G.

DATE/TIME IN	DATE/TIME OUT
10/19/20 11:37 am	10/19/20 11:37 a

VEHICLE	CONTAINER
stat163	

REFERENCE: 1042541

BILL OF LADING:

SCALE IN	GROSS WEIGHT	78,740	NET TONS 24.13	INBOUND
TARE OUT	TARE WEIGHT	30,480	NET WEIGHT 48,260	INVOICE

QTY.	UNIT	DESCRIPTION	RATE	EXTENSION	TAX	TOTAL
0.00	YD	Tracking QTY				
24.13	tn	SW-CONT SOIL-ALT DAILY Origin:MECKLENBURG 100% COVER				

SAFETY LIVE

HARD HATS AND SAFETY VEST ARE REQUIRED WHEN EXITING YOUR VEHICLE

WHILE IN THE LANDFILL. IF YOU DO NOT HAVE THESE ITEMS YOU MAY BORROW

A SET FROM THE SCALE HOUSE. THANK YOU.

NET AMOUNT
TENDERED
CHANGE
CHECK#

The undersigned individual signing this document on behalf of Customer acknowledges that he or she has read and understands the terms and conditions on the reverse side and that he or she has the authority to sign this document on behalf of the customer.

RS-F042UPR (04/19)

SIGNATURE _____

REPUBLIC SERVICES

Please print or type.

NON-HAZARDOUS WASTE MANIFEST

1042541

1. Generator's US EPA ID Number	Manifest Document Number	2. Page 1 of
		1 of 1

GENERATOR

3. Generator's Name and Mailing Address
CPC
PO BOX 87
Paw Creek, NC 28213
4. Phone ( )

5. Generating Location (if different)
Colonial Pipeline Company
14108 Huntersville-Concord Rd.
Paw Creek, NC 28078
6. Phone ( )

7. Transporter #1 Company Name	8. US EPA ID Number	9. Transporter #1's Phone

10. Transporter #2 Company Name	11. US EPA ID Number	12. Transporter #2's Phone

13. Designated T/S/D Facility Name and Site Address	14. US EPA ID Number	15. Facility's Phone
CMS Landfill 5105 Morehead Rd Concord, NC 28027		704-262-6371

16. Waste Shipping Name and Description	17. Republic Services Approval # and Exp. Date	18. Containers No.	18. Containers Type	19. Total Quantity	20. Unit Wt/Vol
a. contaminated soil	5010-20-12078 9/17/2021		DT		G
b.				24	B
c.				48720	0

21. Additional Descriptions for Materials Listed Above
Wod 169

22. Special Handling Instructions and Additional Information
BR: STAT 100170

23. **GENERATOR'S CERTIFICATION:** I hereby certify that the above named material is not a hazardous waste as defined by 40 CFR 261 or any applicable state law, has been properly described, classified and packaged, and is in proper condition for transportation according to applicable regulations; AND, if this waste is a treatment residue of a previously restricted hazardous waste subject to the Land Disposal Restrictions. I certify and warrant that the waste has been treated in accordance with the requirements of 40 CFR 268 and is no longer a hazardous waste as defined by 40 CFR 261.

Printed/Typed Name	Signature	Month	Day	Year
Chad Sparks		10	19	20

TRANSPORTER

24. **Transporter #1:** Acknowledgement of Receipt of Materials

Printed/Typed Name	Signature	Month	Day	Year
TODD LAIL		10	19	20

25. **Transporter #2:** Acknowledgement of Receipt of Materials

Printed/Typed Name	Signature	Month	Day	Year

T/S/D FACILITY

26. Discrepancy Indication Space

27. **Facility Owner or Operator:** Certification of receipt of waste materials covered by this manifest (except as noted in Item 19)
CMS LANDFILL 5105 MOREHEAD RD CONCORD, NC 28027 704-262-6371

Printed/Typed Name	Signature	Month	Day	Year
Any	Any	10	19	20

TRANSPORTER #2

SITE

BFI/CMS LANDFILL 704-782-2004
5105 MOREHEAD RD CONCORD, NC 28025

CUSTOMER

100170
STAT INC
PO BOX 1443
LENOIR, NC 28645

Contract:50102012078
Generator:Colonial Pipeline Company

SITE	TICKET #	CELL
Y6	1770035	

WEIGHMASTER Aly G.

DATE/TIME IN	DATE/TIME OUT
10/19/20 11:21 am	10/19/20 11:21 a

VEHICLE	CONTAINER
stat162	

REFERENCE 1042542

BILL OF LADING

SCALE IN	GROSS WEIGHT	80,060	NET TONS	24.68	INBOUND
TARE OUT	TARE WEIGHT	30,700	NET WEIGHT	49,360	INVOICE

QTY.	UNIT	DESCRIPTION	RATE	EXTENSION	TAX	TOTAL
0.00	YD	Tracking QTY				
24.68	tn	SW-CONT SOIL-ALT DAILY Origin:MECKLENBURG 100% COVER				



HARD HATS AND SAFETY VEST ARE REQUIRED WHEN EXITING YOUR VEHICLE

WHILE IN THE LANDFILL. IF YOU DO NOT HAVE THESE ITEMS YOU MAY BORROW

A SET FROM THE SCALE HOUSE. THANK YOU.

NET AMOUNT
TENDERED
CHANGE
CHECK#

The undersigned individual signing this document on behalf of Customer acknowledges that he or she has read and understands the terms and conditions on the reverse side and that he or she has the authority to sign this document on behalf of the customer.

RS-F042UPR (04/19)

SIGNATURE _____

REPUBLIC SERVICES

NON-HAZARDOUS WASTE MANIFEST

1042542

Please print or type.

1. Generator's US EPA ID Number	Manifest Document Number	2. Page 1 of	1770035

GENERATOR

3. Generator's Name and Mailing Address	5. Generating Location (if different)
PO BOX 87 Paw Creek, NC 28213	Colonial Pipeline Company 14108 Huntersville-Concord Rd. Paw Creek, NC 28073
4. Phone ( )	6. Phone ( )

7. Transporter #1 Company Name	8. US EPA ID Number	9. Transporter #1's Phone
10. Transporter #2 Company Name	11. US EPA ID Number	12. Transporter #2's Phone
13. Designated T/S/D Facility Name and Site Address CMS Landfill 5105 Morehead Rd Concord, NC 28027	14. US EPA ID Number	15. Facility's Phone 704-262-6371

16. Waste Shipping Name and Description	17. Republic Services Approval # and Exp. Date	18. Containers No.	18. Containers Type	19. Total Quantity	20. Unit Wt/Vol
a. contaminated soil	5010-20-12073 9/17/2021	001	DT		TONS
b.				24	68
c.				49	360

21. Additional Descriptions for Materials Listed Above

Cod 170

22. Special Handling Instructions and Additional Information

SM: STAT 100170

(RL 162)

(RL 10043)

23. **GENERATOR'S CERTIFICATION:** I hereby certify that the above named material is not a hazardous waste as defined by 40 CFR 261 or any applicable state law, has been properly described, classified and packaged, and is in proper condition for transportation according to applicable regulations; AND, if this waste is a treatment residue of a previously restricted hazardous waste subject to the Land Disposal Restrictions. I certify and warrant that the waste has been treated in accordance with the requirements of 40 CFR 268 and is no longer a hazardous waste as defined by 40 CFR 261.

Printed/Typed Name	Signature	Month	Day	Year
Chad Sparks		10	19	20

TRANSPORTER

24. **Transporter #1:** Acknowledgement of Receipt of Materials

Printed/Typed Name	Signature	Month	Day	Year
R. ISRAEL TRIPLET		10	19	20

25. **Transporter #2:** Acknowledgement of Receipt of Materials

Printed/Typed Name	Signature	Month	Day	Year

T/S/D FACILITY

26. Discrepancy Indication Space

27. **Facility Owner or Operator:** Certification of receipt of waste materials covered by this manifest (except as noted in Item 19)

CMS LANDFILL 5105 MOREHEAD RD CONCORD, NC 28027 704-262-6371

Printed/Typed Name	Signature	Month	Day	Year
Aly	Aly	10	19	20

GENERATOR'S COPY

REV 04/19

COM000033

RS-F15

SITE BFI/CMS LANDFILL 704-782-2004
5105 MOREHEAD RD - CONCORD, NC 28025

CUSTOMER 100170
STAT INC
PO BOX 1443
LENOIR, NC 28645

Contract:50102012078
Generator:Colonial Pipeline Company

SITE Y6	TICKET # 1770055	CELL	
WEIGHMASTER	Aly G.		
DATE/TIME IN	10/19/20 11:54 am	DATE/TIME OUT	10/19/20 11:54 a
VEHICLE	STAT159	CONTAINER	
REFERENCE	1042552		
BILL OF LADING			

SCALE IN GROSS WEIGHT 76,020 NET TONS 22.51
TARE OUT TARE WEIGHT 31,000 NET WEIGHT 45,020

INBOUND
INVOICE

QTY.	UNIT	DESCRIPTION	RATE	EXTENSION	TAX	TOTAL
0.00	YD	Tracking QTY				
22.51	tn	SW-CONT SOIL-ALT DAILY Origin:MECKLENBURG 100% COVER				

HARD HATS AND SAFETY VEST ARE REQUIRED WHEN EXITING YOUR VEHICLE

WHILE IN THE LANDFILL. IF YOU DO NOT HAVE THESE ITEMS YOU MAY BORROW

A SET FROM THE SCALE HOUSE. THANK YOU.

NET AMOUNT
TENDERED
CHANGE
CHECK#

The undersigned individual signing this document on behalf of Customer acknowledges that he or she has read and understands the terms and conditions on the reverse side and that he or she has the authority to sign this document on behalf of the customer.

SIGNATURE _____

RS-F042UPR (04/19)

REPUBLIC SERVICES

Please print or type.

NON-HAZARDOUS WASTE MANIFEST

1042552

1. Generator's US EPA ID Number	Manifest Document Number	2. Page 1 of
CPC		1 of 1

GENERATOR

3. Generator's Name and Mailing Address
CPC
PO BOX 67
Paw Creek, NC 28213

4. Phone ( )

5. Generating Location (if different)
Colonial Pipeline Company
14108 Huntersville-Concord Rd.
Paw Creek, NC 28078

6. Phone ( )

170055

7. Transporter #1 Company Name	8. US EPA ID Number	9. Transporter #1's Phone
10. Transporter #2 Company Name	**11. US EPA ID Number**	**12. Transporter #2's Phone**
13. Designated T/S/D Facility Name and Site Address	**14. US EPA ID Number**	**15. Facility's Phone**
CMS Landfill 5105 Morehead Rd Concord, NC 28027	704-262-6371	

16. Waste Shipping Name and Description	17. Republic Services Approval # and Exp. Date	18. Containers No.	18. Containers Type	19. Total Quantity	20. Unit Wt/Vol
a. contaminated soil	5010-20-12078 9/17/2021	001	DT		TONS
b.				22 51	
c.				45020	

21. Additional Descriptions for Materials Listed Above
171

22. Special Handling Instructions and Additional Information
BM: STAT 100170

23. **GENERATOR'S CERTIFICATION:** I hereby certify that the above named material is not a hazardous waste as defined by 40 CFR 261 or any applicable state law, has been properly described, classified and packaged, and is in proper condition for transportation according to applicable regulations; AND, if this waste is a treatment residue of a previously restricted hazardous waste subject to the Land Disposal Restrictions. I certify and warrant that the waste has been treated in accordance with the requirements of 40 CFR 268 and is no longer a hazardous waste as defined by 40 CFR 261.

Printed/Typed Name	Signature	Month	Day	Year
Chad Sparks		10	19	20

TRANSPORTER

24. **Transporter #1:** Acknowledgement of Receipt of Materials

Printed/Typed Name	Signature	Month	Day	Year
James Robbins		10	19	20

25. **Transporter #2:** Acknowledgement of Receipt of Materials

Printed/Typed Name	Signature	Month	Day	Year

T/S/D FACILITY

26. Discrepancy Indication Space

27. **Facility Owner or Operator:** Certification of receipt of waste materials covered by this manifest (except as noted in Item 19)
CMS LANDFILL 5105 MOREHEAD RD CONCORD, NC 28027 704-262-6371

Printed/Typed Name	Signature	Month	Day	Year
Any	Any	10	19	20

TRANSPORTER #2

REV 04/19

COM000033
RS-F15

SITE BFI/CMS LANDFILL 704-782-2004
5105 MOREHEAD RD CONCORD, NC 28025

CUSTOMER 100170
STAT INC
PO BOX 1443
LENOIR, NC 28645

Contract:50102012078
Generator:Colonial Pipeline Company

SITE Y6	TICKET # 1770112	CELL	
WEIGHMASTER	Keyona C.		
DATE/TIME IN	10/19/20 1:27 pm	DATE/TIME OUT	10/19/20 1:27 p
VEHICLE	stat148	CONTAINER	
REFERENCE	1042550		
BILL OF LADING			

SCALE IN GROSS WEIGHT 78,700 NET TONS 24.25 INBOUND
TARE OUT TARE WEIGHT 30,200 NET WEIGHT 48,500 INVOICE

QTY.	UNIT	DESCRIPTION	RATE	EXTENSION	TAX	TOTAL
0.00	YD	Tracking QTY				
24.25	tn	SW-CONT SOIL-ALT DAILY COVER Origin:MECKLENBURG 100%				



HARD HATS AND SAFETY VEST ARE REQUIRED WHEN EXITING YOUR VEHICLE

WHILE IN THE LANDFILL. IF YOU DO NOT HAVE THESE ITEMS YOU MAY BORROW

A SET FROM THE SCALE HOUSE. THANK YOU.

NET AMOUNT
TENDERED
CHANGE
CHECK#

The undersigned individual signing this document on behalf of Customer acknowledges that he or she has read and understands the terms and conditions on the reverse side and that he or she has the authority to sign this document on behalf of the customer.

RS-F042UPR (04/19)

SIGNATURE _____

REPUBLIC SERVICES

Please print or type.

NON-HAZARDOUS WASTE MANIFEST

1042550

GENERATOR

1. Generator's US EPA ID Number	Manifest Document Number	2. Page 1 of
[illegible]		1 of 2

3. Generator's Name and Mailing Address
PO BOX 87
Paw Creek, NC 28213
4. Phone ( )

5. Generating Location (if different)
Cylindrical Pipeline Contractors
14108 Huntersville-Concord Rd.
Paw Creek, NC 28078
6. Phone ( )

7. Transporter #1 Company Name	8. US EPA ID Number	9. Transporter #1's Phone

10. Transporter #2 Company Name	11. US EPA ID Number	12. Transporter #2's Phone

13. Designated T/S/D Facility Name and Site Address	14. US EPA ID Number	15. Facility's Phone
CMS Landfill 5105 Morehead Rd Concord, NC 28027		704-262-6374

16. Waste Shipping Name and Description	17. Republic Services Approval # and Exp. Date	18. Containers No.	18. Containers Type	19. Total Quantity	20. Unit Wt/Vol
a. contaminated soil	5010-20-12078 9/17/2021	001	DT		TONS
b.				21.45	
c.				45.00	

21. Additional Descriptions for Materials Listed Above
173

22. Special Handling Instructions and Additional Information
Bill: STAT 100170

23. **GENERATOR'S CERTIFICATION:** I hereby certify that the above named material is not a hazardous waste as defined by 40 CFR 261 or any applicable state law, has been properly described, classified and packaged, and is in proper condition for transportation according to applicable regulations; AND, if this waste is a treatment residue of a previously restricted hazardous waste subject to the Land Disposal Restrictions. I certify and warrant that the waste has been treated in accordance with the requirements of 40 CFR 268 and is no longer a hazardous waste as defined by 40 CFR 261.

Printed/Typed Name	Signature	Month	Day	Year
Chad Sparks		10	19	20

TRANSPORTER

24. **Transporter #1:** Acknowledgement of Receipt of Materials

Printed/Typed Name	Signature	Month	Day	Year
Marcel Dula		10	19	20

25. **Transporter #2:** Acknowledgement of Receipt of Materials

Printed/Typed Name	Signature	Month	Day	Year

T/S/D FACILITY

26. Discrepancy Indication Space

27. **Facility Owner or Operator:** Certification of receipt of waste materials covered by this manifest (except as noted in Item 19)
CMS LANDFILL 5105 MOREHEAD RD CONCORD, NC 28027 704-262-6374

Printed/Typed Name	Signature	Month	Day	Year
Kay	Kay	10	19	20

GENERATOR'S COPY

COM000033
RS-F15

SITE BFI/CMS LANDFILL 704-782-2004
5105 MOREHEAD RD CONCORD, NC 28025

CUSTOMER 100170
STAT INC
PO BOX 1443
LENOIR, NC 28645

Contract:50102012078
Generator:Colonial Pipeline Company

SITE	6	TICKET #	1770062
CELL			
WEIGHMASTER	Keyona C.		
DATE/TIME IN	10/19/20 12:04 pm	DATE/TIME OUT	10/19/20 12:04 p
VEHICLE	STAT80	CONTAINER	
REFERENCE	1042549		
BILL OF LADING			

SCALE IN	GROSS WEIGHT	66,980	NET TONS	19.28
TARE OUT	TARE WEIGHT	28,420	NET WEIGHT	38,560

INBOUND
INVOICE

QTY.	UNIT	DESCRIPTION	RATE	EXTENSION	TAX	TOTAL
0.00	YD	Tracking QTY				
19.28	tn	SW-CONT SOIL-ALT DAILY COVER Origin:MECKLENBURG 100%				

HARD HATS AND SAFETY VEST ARE REQUIRED WHEN EXITING YOUR VEHICLE

WHILE IN THE LANDFILL. IF YOU DO NOT HAVE THESE ITEMS YOU MAY BORROW

A SET FROM THE SCALE HOUSE. THANK YOU.

NET AMOUNT

TENDERED

CHANGE

CHECK#

The undersigned individual signing this document on behalf of Customer acknowledges that he or she has read and understands the terms and conditions on the reverse side and that he or she has the authority to sign this document on behalf of the customer.

RS-F042UPR (04/19)

SIGNATURE _____

REPUBLIC SERVICES

Please print or type.

NON-HAZARDOUS WASTE MANIFEST

1042549

1. Generator's US EPA ID Number	Manifest Document Number	2. Page 1 of 1
[illegible]		

GENERATOR

3. Generator's Name and Mailing Address
PO BOX 97
Paw Creek, NC 28213

4. Phone ( )

5. Generating Location (if different)
[illegible]
14108 Huntersville-Concord Rd.
Paw Creek, NC 28078

6. Phone ( )

7. Transporter #1 Company Name	8. US EPA ID Number	9. Transporter #1's Phone
10. Transporter #2 Company Name	**11. US EPA ID Number**	**12. Transporter #2's Phone**
13. Designated T/S/D Facility Name and Site Address	**14. US EPA ID Number**	**15. Facility's Phone**
CMS Landfill 5105 Morehead Rd Concord, NC 28027		704-262-6371

16. Waste Shipping Name and Description	17. Republic Services Approval # and Exp. Date	18. Containers No.	18. Containers Type	19. Total Quantity	20. Unit Wt/Vol
a. contaminated soil	5010-20-12078 9/17/2021	001	DT	EST 20	TONS
b.				1928	
c.				38560	

21. Additional Descriptions for Materials Listed Above
174

22. Special Handling Instructions and Additional Information
Bill: STAT 100170

23. **GENERATOR'S CERTIFICATION:** I hereby certify that the above named material is not a hazardous waste as defined by 40 CFR 261 or any applicable state law, has been properly described, classified and packaged, and is in proper condition for transportation according to applicable regulations; AND, if this waste is a treatment residue of a previously restricted hazardous waste subject to the Land Disposal Restrictions. I certify and warrant that the waste has been treated in accordance with the requirements of 40 CFR 268 and is no longer a hazardous waste as defined by 40 CFR 261.

Printed/Typed Name	Signature	Month	Day	Year
Chad Sparks	Chad Sparks	10	19	20

TRANSPORTER

24. **Transporter #1:** Acknowledgement of Receipt of Materials

Printed/Typed Name	Signature	Month	Day	Year
Frank Smack		10	19	20

25. **Transporter #2:** Acknowledgement of Receipt of Materials

Printed/Typed Name	Signature	Month	Day	Year

T/S/D FACILITY

26. Discrepancy Indication Space

27. **Facility Owner or Operator:** Certification of receipt of waste materials covered by this manifest (except as noted in Item 19)
CMS LANDFILL 5105 MOREHEAD RD CONCORD, NC 28027 704-262-6371

Printed/Typed Name	Signature	Month	Day	Year
Kay	Kay	10	19	20

TRANSPORTER #2

REV 04/19

COM000033
RS-F15

SITE BFI/CMS LANDFILL 704-782-2004
5105 MOREHEAD RD CONCORD, NC 28025

CUSTOMER 100170
STAT INC
PO BOX 1443
LENOIR, NC 28645

Contract:50102012078
Generator:Colonial Pipeline Company

SITE	Y6	TICKET #	1770066
CELL			
WEIGHMASTER	Keyona C.		
DATE/TIME IN	10/19/20 12:11 pm	DATE/TIME OUT	10/19/20 12:11 p
VEHICLE	dt83	CONTAINER	
REFERENCE	1042548		
BILL OF LADING			

SCALE IN GROSS WEIGHT 69,080 NET TONS 21.09
TARE OUT TARE WEIGHT 26,900 NET WEIGHT 42,180

INBOUND
INVOICE

QTY.	UNIT	DESCRIPTION	RATE	EXTENSION	TAX	TOTAL
0.00	YD	Tracking QTY				
21.09	tn	SW-CONT SOIL-ALT DAILY COVER Origin:MECKLENBURG 100%				

HARD HATS AND SAFETY VEST ARE REQUIRED WHEN EXITING YOUR VEHICLE

WHILE IN THE LANDFILL. IF YOU DO NOT HAVE THESE ITEMS YOU MAY BORROW

A SET FROM THE SCALE HOUSE. THANK YOU.

NET AMOUNT
TENDERED
CHANGE
CHECK#

The undersigned individual signing this document on behalf of Customer acknowledges that he or she has read and understands the terms and conditions on the reverse side and that he or she has the authority to sign this document on behalf of the customer.

RS-F042UPR (04/19)

SIGNATURE _____

REPUBLIC SERVICES

Please print or type.

NON-HAZARDOUS WASTE MANIFEST

1042548

GENERATOR

1. Generator's US EPA ID Number	Manifest Document Number	2. Page 1 of
		1

3. Generator's Name and Mailing Address
PO BOX 87
Paw Creek, NC 28213

4. Phone ( )

5. Generating Location (if different)
14108 Huntersville-Concord Rd.
Paw Creek, NC 28078

6. Phone ( )

7. Transporter #1 Company Name	8. US EPA ID Number	9. Transporter #1's Phone

10. Transporter #2 Company Name	11. US EPA ID Number	12. Transporter #2's Phone

13. Designated T/S/D Facility Name and Site Address	14. US EPA ID Number	15. Facility's Phone
CMS Landfill 5105 Morehead Rd Concord, NC 28027		704-262-6371

16. Waste Shipping Name and Description	17. Republic Services Approval # and Exp. Date	18. Containers No.	18. Containers Type	19. Total Quantity	20. Unit Wt/Vol
a. contaminated soil	5010-20-12078 9/7/2021	001	DT		TONS
b.				3.19	
c.				4.0150	

21. Additional Descriptions for Materials Listed Above
175

22. Special Handling Instructions and Additional Information
BILL STAT 100178

23. **GENERATOR'S CERTIFICATION:** I hereby certify that the above named material is not a hazardous waste as defined by 40 CFR 261 or any applicable state law, has been properly described, classified and packaged, and is in proper condition for transportation according to applicable regulations; AND, if this waste is a treatment residue of a previously restricted hazardous waste subject to the Land Disposal Restrictions. I certify and warrant that the waste has been treated in accordance with the requirements of 40 CFR 268 and is no longer a hazardous waste as defined by 40 CFR 261.

Printed/Typed Name	Signature	Month	Day	Year
Chad Sparks				

TRANSPORTER

24. **Transporter #1:** Acknowledgement of Receipt of Materials

Printed/Typed Name	Signature	Month	Day	Year
Darren Sides	Darren Sides	10	19	20

25. **Transporter #2:** Acknowledgement of Receipt of Materials

Printed/Typed Name	Signature	Month	Day	Year

T/S/D FACILITY

26. Discrepancy Indication Space

27. **Facility Owner or Operator:** Certification of receipt of waste materials covered by this manifest (except as noted in Item 19)

Printed/Typed Name	Signature	Month	Day	Year
Kay	Kay	10	19	20

SITE BFI/CMS LANDFILL 704-782-2004
5105 MOREHEAD RD CONCORD, NC 28025

CUSTOMER ~~100170~~
STAT INC
PO BOX 1443
LENOIR, NC 28645

Contract:50102012078
Generator:Colonial Pipeline Company

SITE	Y6
TICKET #	1770170
CELL	
WEIGHMASTER	Keyona C.
DATE/TIME IN	10/19/20 2:55 pm
DATE/TIME OUT	10/19/20 2:55 p
VEHICLE	dt83
CONTAINER	
REFERENCE	10472547
BILL OF LADING	

SCALE IN GROSS WEIGHT 67,620 NET TONS 20.36
TARE OUT TARE WEIGHT 26,900 NET WEIGHT 40,720

INBOUND
INVOICE

QTY.	UNIT	DESCRIPTION	RATE	EXTENSION	TAX	TOTAL
0.00	YD	Tracking QTY				
20.36	tn	SW-CONT SOIL-ALT DAILY COVER Origin:MECKLENBURG 100%				

HARD HATS AND SAFETY VEST ARE REQUIRED WHEN EXITING YOUR VEHICLE

WHILE IN THE LANDFILL. IF YOU DO NOT HAVE THESE ITEMS YOU MAY BORROW

A SET FROM THE SCALE HOUSE. THANK YOU.

NET AMOUNT
TENDERED
CHANGE
CHECK#

The undersigned individual signing this document on behalf of Customer acknowledges that he or she has read and understands the terms and conditions on the reverse side and that he or she has the authority to sign this document on behalf of the customer.

RS-F042UPR (04/19)

SIGNATURE _____

REPUBLIC SERVICES

Please print or type.

NON-HAZARDOUS WASTE MANIFEST

1042547

GENERATOR

1. Generator's US EPA ID Number	Manifest Document Number	2. Page 1 of
[illegible]		

3. Generator's Name and Mailing Address
PO BOX 87
Pew Creek, NC 28213

4. Phone ( )

5. Generating Location (if different)
14108 Huntersville-Concord Rd.
Pew Creek, NC 28078

6. Phone ( )

7. Transporter #1 Company Name	8. US EPA ID Number	9. Transporter #1's Phone
10. Transporter #2 Company Name	**11. US EPA ID Number**	**12. Transporter #2's Phone**

13. Designated T/S/D Facility Name and Site Address	14. US EPA ID Number	15. Facility's Phone
CMS Landfill 5105 Morehead Rd Concord, NC 28027		704-262-6371

16. Waste Shipping Name and Description	17. Republic Services Approval # and Exp. Date	18. Containers No.	18. Containers Type	19. Total Quantity	20. Unit Wt/Vol
a. contaminated soil	5010-20-12078 9/17/2021	001	DT		TONS
b.				20	34
c.				40	20

21. Additional Descriptions for Materials Listed Above
174

22. Special Handling Instructions and Additional Information
SEE STAT 166170

23. **GENERATOR'S CERTIFICATION:** I hereby certify that the above named material is not a hazardous waste as defined by 40 CFR 261 or any applicable state law, has been properly described, classified and packaged, and is in proper condition for transportation according to applicable regulations; AND, if this waste is a treatment residue of a previously restricted hazardous waste subject to the Land Disposal Restrictions. I certify and warrant that the waste has been treated in accordance with the requirements of 40 CFR 268 and is no longer a hazardous waste as defined by 40 CFR 261.

Printed/Typed Name	Signature	Month	Day	Year
Chad Sparks				

TRANSPORTER

24. **Transporter #1:** Acknowledgement of Receipt of Materials

Printed/Typed Name	Signature	Month	Day	Year
Darren Sides	Darren Sides	10	19	20

25. **Transporter #2:** Acknowledgement of Receipt of Materials

Printed/Typed Name	Signature	Month	Day	Year

T/S/D FACILITY

26. Discrepancy Indication Space

27. **Facility Owner or Operator:** Certification of receipt of waste materials covered by this manifest (except as noted in Item 19)
CMS LANDFILL 5105 MOREHEAD RD CONCORD, NC 28027 704-262-6371

Printed/Typed Name	Signature	Month	Day	Year
Kay	Kay	10	19	20

REV 04/19

GENERATOR'S COPY

COM000033
RS-F15

SITE

BFI/CMS LANDFILL 704-782-2004
5105 MOREHEAD RD CONCORD, NC 28025

CUSTOMER

100170
STAT INC
PO BOX 1443
LENOIR, NC 28645

Contract:50102012078
Generator:Colonial Pipeline Company

SITE	TICKET #	CELL
Y6	1770179	

WEIGHMASTER Aly G.

DATE/TIME IN	DATE/TIME OUT
10/19/20 3:09 pm	10/19/20 3:09 r

VEHICLE dt84

CONTAINER

REFERENCE 1042544

BILL OF LADING

SCALE IN GROSS WEIGHT 61,440 NET TONS 17.22
TARE OUT TARE WEIGHT 27,000 NET WEIGHT 34,440

INBOUND
INVOICE

QTY.	UNIT	DESCRIPTION	RATE	EXTENSION	TAX	TOTAL
0.00	YD	Tracking QTY				
17.22	tn	SW-CONT SOIL-ALT DAILY Origin:MECKLENBURG 100% COVER				

SAFETY LIVE

HARD HATS AND SAFETY VEST ARE REQUIRED WHEN EXITING YOUR VEHICLE

WHILE IN THE LANDFILL. IF YOU DO NOT HAVE THESE ITEMS YOU MAY BORROW

A SET FROM THE SCALE HOUSE. THANK YOU.

NET AMOUNT

TENDERED

CHANGE

CHECK#

The undersigned individual signing this document on behalf of Customer acknowledges that he or she has read and understands the terms and conditions on the reverse side and that he or she has the authority to sign this document on behalf of the customer.

RS-F042UPR (04/19)

SIGNATURE _____

REPUBLIC SERVICES

Please print or type.

NON-HAZARDOUS WASTE MANIFEST

1042544

1. Generator's US EPA ID Number	Manifest Document Number	2. Page 1 of
[illegible]		1 of 1

GENERATOR

3. Generator's Name and Mailing Address
PO BOX 87
Paw Creek, NC 28213
4. Phone ( )

5. Generating Location (if different)
14103 Huntersville-Concord Rd.
Paw Creek, NC 28078
6. Phone ( )

7. Transporter #1 Company Name	8. US EPA ID Number	9. Transporter #1's Phone
10. Transporter #2 Company Name	11. US EPA ID Number	12. Transporter #2's Phone
13. Designated T/S/D Facility Name and Site Address CMS Landfill 5105 Morehead Rd Concord, NC 28027	14. US EPA ID Number	15. Facility's Phone 704-262-6371

16. Waste Shipping Name and Description	17. Republic Services Approval # and Exp. Date	18. Containers No.	18. Containers Type	19. Total Quantity	20. Unit Wt/Vol
a. contaminated soil	5010-20-12078 9/17/2021	001	DT		TONS
b.				17 22	
c.				34 440	

21. Additional Descriptions for Materials Listed Above
179

22. Special Handling Instructions and Additional Information
BIN: STAT 100179

23. **GENERATOR'S CERTIFICATION:** I hereby certify that the above named material is not a hazardous waste as defined by 40 CFR 261 or any applicable state law, has been properly described, classified and packaged, and is in proper condition for transportation according to applicable regulations; AND, if this waste is a treatment residue of a previously restricted hazardous waste subject to the Land Disposal Restrictions. I certify and warrant that the waste has been treated in accordance with the requirements of 40 CFR 268 and is no longer a hazardous waste as defined by 40 CFR 261.

Printed/Typed Name	Signature	Month	Day	Year
Chad Sparks				

TRANSPORTER

24. **Transporter #1:** Acknowledgement of Receipt of Materials

Printed/Typed Name	Signature	Month	Day	Year

25. **Transporter #2:** Acknowledgement of Receipt of Materials

Printed/Typed Name	Signature	Month	Day	Year

T/S/D FACILITY

26. Discrepancy Indication Space

27. **Facility Owner or Operator:** Certification of receipt of waste materials covered by this manifest (except as noted in Item 19)
CMS LANDFILL 5105 MOREHEAD RD CONCORD, NC 28027 704-262-6371

Printed/Typed Name	Signature	Month	Day	Year
ALY	ALY	10	19	20

SITE BFI/CMS LANDFILL 704-782-2004
5105 MOREHEAD RD CONCORD, NC 28025

CUSTOMER 100170
STAT INC
PO BOX 1443
LENOIR, NC 28645

Contract:50102012078
Generator:Colonial Pipeline Company

SITE	Y6
TICKET #	1770119
CELL	
WEIGHMASTER	Keyona C.
DATE/TIME IN	10/19/20 1:36 pm
DATE/TIME OUT	10/19/20 1:36 I
VEHICLE	dt84
CONTAINER	
REFERENCE	1042543
BILL OF LADING	

SCALE IN	GROSS WEIGHT	69,100	NET TONS	21.05
TARE OUT	TARE WEIGHT	27,000	NET WEIGHT	42,100

INBOUND
INVOICE

QTY.	UNIT	DESCRIPTION	RATE	EXTENSION	TAX	TOTAL
0.00	YD	Tracking QTY				
21.05	tn	SW-CONT SOIL-ALT DAILY COVER Origin:MECKLENBURG 100%				

HARD HATS AND SAFETY VEST ARE REQUIRED WHEN EXITING YOUR VEHICLE

WHILE IN THE LANDFILL. IF YOU DO NOT HAVE THESE ITEMS YOU MAY BORROW

A SET FROM THE SCALE HOUSE. THANK YOU.

NET AMOUNT
TENDERED
CHANGE
CHECK#

The undersigned individual signing this document on behalf of Customer acknowledges that he or she has read and understands the terms and conditions on the reverse side and that he or she has the authority to sign this document on behalf of the customer.

RS-F042UPR (04/19)

SIGNATURE _____

REPUBLIC SERVICES

Please print or type.

NON-HAZARDOUS WASTE MANIFEST

1042543

1. Generator's US EPA ID Number	Manifest Document Number	2. Page 1 of

GENERATOR

3. Generator's Name and Mailing Address
PO BOX 87
Paw Creek, NC 28212

4. Phone ( )

5. Generating Location (if different)
14168 Huntersville-Concord Rd.
Paw Creek, NC 28078

6. Phone ( )

7. Transporter #1 Company Name	8. US EPA ID Number	9. Transporter #1's Phone
10. Transporter #2 Company Name	11. US EPA ID Number	12. Transporter #2's Phone
13. Designated T/S/D Facility Name and Site Address CMS Landfill 5105 Morehead Rd Concord, NC 28027	14. US EPA ID Number	15. Facility's Phone 704-262-6371

16. Waste Shipping Name and Description	17. Republic Services Approval # and Exp. Date	18. Containers No.	18. Containers Type	19. Total Quantity	20. Unit Wt/Vol
a. contaminated soil	5010-20-12078 9/17/2021	001	DT		
b.				21 C	
c.				46100	

21. Additional Descriptions for Materials Listed Above
180

22. Special Handling Instructions and Additional Information
SRI: STAT 100179

23. **GENERATOR'S CERTIFICATION:** I hereby certify that the above named material is not a hazardous waste as defined by 40 CFR 261 or any applicable state law, has been properly described, classified and packaged, and is in proper condition for transportation according to applicable regulations; AND, if this waste is a treatment residue of a previously restricted hazardous waste subject to the Land Disposal Restrictions. I certify and warrant that the waste has been treated in accordance with the requirements of 40 CFR 268 and is no longer a hazardous waste as defined by 40 CFR 261.

Printed/Typed Name	Signature	Month	Day	Year
Chad Sparks				

TRANSPORTER

24. **Transporter #1:** Acknowledgement of Receipt of Materials

Printed/Typed Name	Signature	Month	Day	Year

25. **Transporter #2:** Acknowledgement of Receipt of Materials

Printed/Typed Name	Signature	Month	Day	Year

T/S/D FACILITY

26. Discrepancy Indication Space

27. **Facility Owner or Operator:** Certification of receipt of waste materials covered by this manifest (except as noted in Item 19)
CMS LANDFILL 5105 MOREHEAD RD CONCORD, NC 28027 704-262-6371

Printed/Typed Name	Signature	Month	Day	Year
Kay	Kay	10	19	21

REV 04/19

GENERATOR'S COPY

COM000033
RS-F15

SITE

BFI/CMS LANDFILL 704-782-2004
5105 MOREHEAD RD CONCORD, NC 28025

REPRINT

CUSTOMER

100170
STAT INC
PO BOX 1443
LENOIR, NC 28645

Contract:50102012078
Generator:Colonial Pipeline Company

SITE	TICKET #	CELL
Y6	1770131	

WEIGHMASTER: Aly G.

DATE/TIME IN	DATE/TIME OUT
10/19/20 1:50 pm	10/19/20 1:50 p

VEHICLE	CONTAINER
stat138	

REFERENCE: 1042553

BILL OF LADING:

SCALE IN	GROSS WEIGHT	74,640	NET TONS	22.15
TARE OUT	TARE WEIGHT	30,340	NET WEIGHT	44,300

INBOUND
INVOICE

QTY.	UNIT	DESCRIPTION	RATE	EXTENSION	TAX	TOTAL
0.00	YD	Tracking QTY				
22.15	tn	SW-CONT SOIL-ALT DAILY Origin:MECKLENBURG 100% COVER				



HARD HATS AND SAFETY VEST ARE REQUIRED WHEN EXITING YOUR VEHICLE

WHILE IN THE LANDFILL. IF YOU DO NOT HAVE THESE ITEMS YOU MAY BORROW

A SET FROM THE SCALE HOUSE. THANK YOU.

NET AMOUNT
TENDERED
CHANGE
CHECK#

The undersigned individual signing this document on behalf of Customer acknowledges that he or she has read and understands the terms and conditions on the reverse side and that he or she has the authority to sign this document on behalf of the customer.

RS-F042UPR (04/19)

SIGNATURE _____

REPUBLIC SERVICES

Please print or type.

NON-HAZARDOUS WASTE MANIFEST

1042553

1. Generator's US EPA ID Number	Manifest Document Number	2. Page 1 of	
CPC			1770131

GENERATOR

3. Generator's Name and Mailing Address
PO BOX 87
Paw Creek, NC 28213

4. Phone ( )

5. Generating Location (if different)
Colonial Pipeline Company
14108 Huntersville-Concord Rd.
Paw Creek, NC 28078

6. Phone ( )

7. Transporter #1 Company Name	8. US EPA ID Number	9. Transporter #1's Phone
10. Transporter #2 Company Name	**11. US EPA ID Number**	**12. Transporter #2's Phone**
13. Designated T/S/D Facility Name and Site Address	**14. US EPA ID Number**	**15. Facility's Phone**
CMS Landfill 5105 Morehead Rd Concord, NC 28027	704-262-6371	

16. Waste Shipping Name and Description	17. Republic Services Approval # and Exp. Date	18. Containers No.	18. Containers Type	19. Total Quantity	20. Unit Wt/Vol
a. contaminated soil	5010-20-12078 9/17/2021	001	DT		TONS
b.				22	15
c.				44	300

21. Additional Descriptions for Materials Listed Above
181

22. Special Handling Instructions and Additional Information
Bill: STAT 100170

23. **GENERATOR'S CERTIFICATION:** I hereby certify that the above named material is not a hazardous waste as defined by 40 CFR 261 or any applicable state law, has been properly described, classified and packaged, and is in proper condition for transportation according to applicable regulations; AND, if this waste is a treatment residue of a previously restricted hazardous waste subject to the Land Disposal Restrictions. I certify and warrant that the waste has been treated in accordance with the requirements of 40 CFR 268 and is no longer a hazardous waste as defined by 40 CFR 261.

Printed/Typed Name	Signature	Month	Day	Year
Chad Sparks		10	19	20

TRANSPORTER

24. **Transporter #1:** Acknowledgement of Receipt of Materials

Printed/Typed Name	Signature	Month	Day	Year
Cody Ward	Cody Ward	10	19	20

25. **Transporter #2:** Acknowledgement of Receipt of Materials

Printed/Typed Name	Signature	Month	Day	Year

T/S/D FACILITY

26. Discrepancy Indication Space

27. **Facility Owner or Operator:** Certification of receipt of waste materials covered by this manifest (except as noted in Item 19)
CMS LANDFILL 5105 MOREHEAD RD CONCORD, NC 28027 704-262-6371

Printed/Typed Name	Signature	Month	Day	Year
Any	Any	10	19	20

REV 04/19

TRANSPORTER #2

COM000033
RS-F15

SITE BFI/CMS LANDFILL 704-782-2004
5105 MOREHEAD RD CONCORD, NC 28025

CUSTOMER 100170
STAT INC
PO BOX 1443
LENOIR, NC 28645

Contract:50102012078
Generator:Colonial Pipeline Company

SITE Y6	TICKET # 1770136	CELL	
WEIGHMASTER	Keyona C.		
DATE/TIME IN	10/19/20 2:02 pm	DATE/TIME OUT	10/19/20 2:02 p
VEHICLE	stat160	CONTAINER	
REFERENCE	1042554		
BILL OF LADING			

SCALE IN	GROSS WEIGHT	76,840	NET TONS	22.46
TARE OUT	TARE WEIGHT	31,920	NET WEIGHT	44,920

INBOUND
INVOICE

QTY.	UNIT	DESCRIPTION	RATE	EXTENSION	TAX	TOTAL
0.00	YD	Tracking QTY				
22.46	tn	SW-CONT SOIL-ALT DAILY COVER Origin:MECKLENBURG 100%				

HARD HATS AND SAFETY VEST ARE REQUIRED WHEN EXITING YOUR VEHICLE

WHILE IN THE LANDFILL. IF YOU DO NOT HAVE THESE ITEMS YOU MAY BORROW

A SET FROM THE SCALE HOUSE. THANK YOU.

NET AMOUNT
TENDERED
CHANGE
CHECK#

The undersigned individual signing this document on behalf of Customer acknowledges that he or she has read and understands the terms and conditions on the reverse side and that he or she has the authority to sign this document on behalf of the customer.

RS-F042UPR (04/19)

SIGNATURE _____

REPUBLIC SERVICES

Please print or type.

NON-HAZARDOUS WASTE MANIFEST

1042554

GENERATOR

1. Generator's US EPA ID Number	Manifest Document Number	2. Page 1 of
GPC		

3. Generator's Name and Mailing Address
PO BOX 87
Paw Creek, NC 28213

4. Phone ( )

5. Generating Location (if different)
14108 Huntersville-Concord Rd.
Paw Creek, NC 28078

6. Phone ( )

7. Transporter #1 Company Name	8. US EPA ID Number	9. Transporter #1's Phone
10. Transporter #2 Company Name	11. US EPA ID Number	12. Transporter #2's Phone
13. Designated T/S/D Facility Name and Site Address CMS Landfill 5106 Morehead Rd Concord, NC 28027	14. US EPA ID Number 704-262-8371	15. Facility's Phone

16. Waste Shipping Name and Description	17. Republic Services Approval # and Exp. Date	18. Containers No.	18. Containers Type	19. Total Quantity	20. Unit Wt/Vol
a. contaminated soil	5010-20-12078 9/17/2021	001	DT		TONS
b.				2844	
c.				44.92	

21. Additional Descriptions for Materials Listed Above
182

22. Special Handling Instructions and Additional Information
Bill: STAT 100170

23. **GENERATOR'S CERTIFICATION:** I hereby certify that the above named material is not a hazardous waste as defined by 40 CFR 261 or any applicable state law, has been properly described, classified and packaged, and is in proper condition for transportation according to applicable regulations; AND, if this waste is a treatment residue of a previously restricted hazardous waste subject to the Land Disposal Restrictions. I certify and warrant that the waste has been treated in accordance with the requirements of 40 CFR 268 and is no longer a hazardous waste as defined by 40 CFR 261.

Printed/Typed Name	Signature	Month	Day	Year
Chad Sparks	CS	10	19	20

TRANSPORTER

24. **Transporter #1:** Acknowledgement of Receipt of Materials

Printed/Typed Name	Signature	Month	Day	Year
Maurice Wilson	Maurice Wilson	10	19	20

25. **Transporter #2:** Acknowledgement of Receipt of Materials

Printed/Typed Name	Signature	Month	Day	Year

T/S/D FACILITY

26. Discrepancy Indication Space

27. **Facility Owner or Operator:** Certification of receipt of waste materials covered by this manifest (except as noted in Item 19)

Printed/Typed Name	Signature	Month	Day	Year
Kay	Kay	10	19	20

TRANSPORTER #2

REV 04/19

COM000033
RS-F15

SITE BFI/CMS LANDFILL 704-782-2004
5105 MOREHEAD RD CONCORD, NC 28025

CUSTOMER 100170
STAT INC
PO BOX 1443
LENOIR, NC 28645

Contract:50102012078
Generator:Colonial Pipeline Company

SITE Y6	TICKET # 1770146	CELL	
WEIGHMASTER	Keyona C.		
DATE/TIME IN 10/19/20 2:14 pm		DATE/TIME OUT 10/19/20 2:14 p	
VEHICLE stat162		CONTAINER	
REFERENCE 1042555			
BILL OF LADING			

SCALE IN	GROSS WEIGHT	76,260	NET TONS 22.78	INBOUND
TARE OUT	TARE WEIGHT	30,700	NET WEIGHT 45,560	INVOICE

QTY.	UNIT	DESCRIPTION	RATE	EXTENSION	TAX	TOTAL
0.00	YD	Tracking QTY				
22.78	tn	SW-CONT SOIL-ALT DAILY COVER Origin:MECKLENBURG 100%				



HARD HATS AND SAFETY VEST ARE REQUIRED WHEN EXITING YOUR VEHICLE

WHILE IN THE LANDFILL. IF YOU DO NOT HAVE THESE ITEMS YOU MAY BORROW

A SET FROM THE SCALE HOUSE. THANK YOU.

NET AMOUNT
TENDERED
CHANGE
CHECK#

The undersigned individual signing this document on behalf of Customer acknowledges that he or she has read and understands the terms and conditions on the reverse side and that he or she has the authority to sign this document on behalf of the customer.

RS-F042UPR (04/19)

SIGNATURE _____

REPUBLIC SERVICES

Please print or type.

NON-HAZARDOUS WASTE MANIFEST

1042555

1. Generator's US EPA ID Number	Manifest Document Number	2. Page 1 of
GPS		Celestial Pipeline Company

GENERATOR

3. Generator's Name and Mailing Address	5. Generating Location (if different)
PO BOX 87 Paw Creek, NC 28213 4. Phone ( )	14195 Huntersville-Concord Rd. Paw Creek, NC 28078 6. Phone ( )

7. Transporter #1 Company Name	8. US EPA ID Number	9. Transporter #1's Phone

10. Transporter #2 Company Name	11. US EPA ID Number	12. Transporter #2's Phone

13. Designated T/S/D Facility Name and Site Address	14. US EPA ID Number	15. Facility's Phone
CMS Landfill 5165 Morehead Rd Concord, NC 28027		704-262-9371

16. Waste Shipping Name and Description	17. Republic Services Approval # and Exp. Date	18. Containers No.	18. Containers Type	19. Total Quantity	20. Unit Wt/Vol
a. contaminated soil	5010-20-12075 9/17/2021	001	DT		TONS
b.					
c.					

21. Additional Descriptions for Materials Listed Above

183

22. Special Handling Instructions and Additional Information

BM: STAT 100170

23. **GENERATOR'S CERTIFICATION:** I hereby certify that the above named material is not a hazardous waste as defined by 40 CFR 261 or any applicable state law, has been properly described, classified and packaged, and is in proper condition for transportation according to applicable regulations; AND, if this waste is a treatment residue of a previously restricted hazardous waste subject to the Land Disposal Restrictions. I certify and warrant that the waste has been treated in accordance with the requirements of 40 CFR 268 and is no longer a hazardous waste as defined by 40 CFR 261.

Printed/Typed Name	Signature	Month	Day	Year
Chad Sparks		10	19	20

TRANSPORTER

24. **Transporter #1:** Acknowledgement of Receipt of Materials

Printed/Typed Name	Signature	Month	Day	Year
X Sam Triplett	X	10	19	20

25. **Transporter #2:** Acknowledgement of Receipt of Materials

Printed/Typed Name	Signature	Month	Day	Year

T/S/D FACILITY

26. Discrepancy Indication Space

27. **Facility Owner or Operator:** Certification of receipt of waste materials covered by this manifest (except as noted in Item 19)

Printed/Typed Name	Signature	Month	Day	Year
Kay	Kay	10	19	20

REV 04/19

GENERATOR'S COPY

COM000033
RS-F15

SITE BFI/CMS LANDFILL 704-782-2004
5105 MOREHEAD RD CONCORD, NC 28025

CUSTOMER 100170
STAT INC
PO BOX 1443
LENOIR, NC 28645

Contract:50102012078
Generator:Colonial Pipeline Company

SITE	Y6	TICKET # 1770155	CELL
WEIGHMASTER	Keyona C.		
DATE/TIME IN	10/19/20 2:27 pm	DATE/TIME OUT	10/19/20 2:27 I
VEHICLE	stat163	CONTAINER	
REFERENCE	1042556		
BILL OF LADING			

SCALE IN	GROSS WEIGHT	76,160	NET TONS	22.84
TARE OUT	TARE WEIGHT	30,480	NET WEIGHT	45,680

INBOUND
INVOICE

QTY.	UNIT	DESCRIPTION	RATE	EXTENSION	TAX	TOTAL
0.00	YD	Tracking QTY				
22.84	tn	SW-CONT SOIL-ALT DAILY COVER Origin:MECKLENBURG 100%				

HARD HATS AND SAFETY VEST ARE REQUIRED WHEN EXITING YOUR VEHICLE

WHILE IN THE LANDFILL. IF YOU DO NOT HAVE THESE ITEMS YOU MAY BORROW

A SET FROM THE SCALE HOUSE. THANK YOU.

NET AMOUNT
TENDERED
CHANGE
CHECK#

The undersigned individual signing this document on behalf of Customer acknowledges that he or she has read and understands the terms and conditions on the reverse side and that he or she has the authority to sign this document on behalf of the customer.

RS-F042UPR (04/19)

SIGNATURE _____

REPUBLIC SERVICES

Please print or type.

NON-HAZARDOUS WASTE MANIFEST

1042556

1. Generator's US EPA ID Number	Manifest Document Number	2. Page 1 of
CPC		1nn0155

GENERATOR

3. Generator's Name and Mailing Address	5. Generating Location (if different)
PO BOX 87 Paw Creek, NC 28213	Colonial Pipeline Company 14108 Huntersville-Concord Rd. Paw Creek, NC 28078
4. Phone ( )	6. Phone ( )

7. Transporter #1 Company Name	8. US EPA ID Number	9. Transporter #1's Phone
10. Transporter #2 Company Name	**11. US EPA ID Number**	**12. Transporter #2's Phone**
13. Designated T/S/D Facility Name and Site Address	**14. US EPA ID Number**	**15. Facility's Phone**
CMS Landfill 5105 Morehead Rd Concord, NC 28027	704-262-6371	

16. Waste Shipping Name and Description	17. Republic Services Approval # and Exp. Date	18. Containers No.	18. Containers Type	19. Total Quantity	20. Unit Wt/Vol
a. contaminated soil	5010-20-12078 9/17/2021	001	DT		TONS
b.				2884	
c.				45680	

21. Additional Descriptions for Materials Listed Above

184

22. Special Handling Instructions and Additional Information

BM: STAT 100170

23. **GENERATOR'S CERTIFICATION:** I hereby certify that the above named material is not a hazardous waste as defined by 40 CFR 261 or any applicable state law, has been properly described, classified and packaged, and is in proper condition for transportation according to applicable regulations; AND, if this waste is a treatment residue of a previously restricted hazardous waste subject to the Land Disposal Restrictions. I certify and warrant that the waste has been treated in accordance with the requirements of 40 CFR 268 and is no longer a hazardous waste as defined by 40 CFR 261.

Printed/Typed Name	Signature	Month	Day	Year
Chad Sparks	C	10	19	20

TRANSPORTER

24. **Transporter #1:** Acknowledgement of Receipt of Materials

Printed/Typed Name	Signature	Month	Day	Year
TODD LAIL	Todd Lail	10	19	20

25. **Transporter #2:** Acknowledgement of Receipt of Materials

Printed/Typed Name	Signature	Month	Day	Year

T/S/D FACILITY

26. Discrepancy Indication Space

27. **Facility Owner or Operator:** Certification of receipt of waste materials covered by this manifest (except as noted in Item 19)

Printed/Typed Name	Signature	Month	Day	Year
Kay	Kay	10	19	20

TRANSPORTER #2

REV 04/19

COM000033
RS-F15

BFI/CMS LANDFILL 704-782-2004
5105 MOREHEAD RD CONCORD, NC 28025

CUSTOMER 100170
STAT INC
PO BOX 1443
LENOIR, NC 28645

Contract:50102012078
Generator:Colonial Pipeline Company

SITE	Y6	TICKET #	1770162
CELL			
WEIGHMASTER	Keyona C.		
DATE/TIME IN	10/19/20 2:40 pm	DATE/TIME OUT	10/19/20 2:40 I
VEHICLE	STAT159	CONTAINER	
REFERENCE	1042557		
BILL OF LADING			

SCALE IN GROSS WEIGHT 74,880 NET TONS 21.94
TARE OUT TARE WEIGHT 31,000 NET WEIGHT 43,880

INBOUND
INVOICE

QTY.	UNIT	DESCRIPTION	RATE	EXTENSION	TAX	TOTAL
0.00	YD	Tracking QTY				
21.94	tn	SW-CONT SOIL-ALT DAILY COVER Origin:MECKLENBURG 100%				

HARD HATS AND SAFETY VEST ARE REQUIRED WHEN EXITING YOUR VEHICLE

WHILE IN THE LANDFILL. IF YOU DO NOT HAVE THESE ITEMS YOU MAY BORROW

A SET FROM THE SCALE HOUSE. THANK YOU.

NET AMOUNT
TENDERED
CHANGE
CHECK#

The undersigned individual signing this document on behalf of Customer acknowledges that he or she has read and understands the terms and conditions on the reverse side and that he or she has the authority to sign this document on behalf of the customer.

RS-F042UPR (04/19)

SIGNATURE _____

REPUBLIC SERVICES

Please print or type.

NON-HAZARDOUS WASTE MANIFEST

1042557

1. Generator's US EPA ID Number	Manifest Document Number	2. Page 1 of
CPC		1 of 2

GENERATOR

3. Generator's Name and Mailing Address	5. Generating Location (if different)
PO BOX 87 Paw Creek, NC 28213 4. Phone ( )	Colonial Pipeline Company 14108 Huntersville-Concord Rd. Paw Creek, NC 28078 6. Phone ( )

7. Transporter #1 Company Name	8. US EPA ID Number	9. Transporter #1's Phone
10. Transporter #2 Company Name	**11. US EPA ID Number**	**12. Transporter #2's Phone**
13. Designated T/S/D Facility Name and Site Address	**14. US EPA ID Number**	**15. Facility's Phone**
CMS Landfill 5105 Morehead Rd Concord, NC 28027		704-262-6371

16. Waste Shipping Name and Description	17. Republic Services Approval # and Exp. Date	18. Containers No.	18. Containers Type	19. Total Quantity	20. Unit Wt/Vol
a. contaminated soil	5010-20-12078 9/17/2021	001	DT		TONS
b.				2194	
c.				45880	

21. Additional Descriptions for Materials Listed Above

185

22. Special Handling Instructions and Additional Information

Bill: STAT 100170

23. **GENERATOR'S CERTIFICATION:** I hereby certify that the above named material is not a hazardous waste as defined by 40 CFR 261 or any applicable state law, has been properly described, classified and packaged, and is in proper condition for transportation according to applicable regulations; AND, if this waste is a treatment residue of a previously restricted hazardous waste subject to the Land Disposal Restrictions. I certify and warrant that the waste has been treated in accordance with the requirements of 40 CFR 268 and is no longer a hazardous waste as defined by 40 CFR 261.

Printed/Typed Name	Signature	Month	Day	Year
Chad Sparks		10	19	20

TRANSPORTER

24. **Transporter #1:** Acknowledgement of Receipt of Materials

Printed/Typed Name	Signature	Month	Day	Year
James Rabbitt		10	19	20

25. **Transporter #2:** Acknowledgement of Receipt of Materials

Printed/Typed Name	Signature	Month	Day	Year

T/S/D FACILITY

26. Discrepancy Indication Space

27. **Facility Owner or Operator:** Certification of receipt of waste materials covered by this manifest (except as noted in Item 19)

CMS LANDFILL 5105 MOREHEAD RD CONCORD, NC 28027 704-262-6371

Printed/Typed Name	Signature	Month	Day	Year
Kay	Kay	10	19	20

TRANSPORTER #2

REV 04/19

COM000033
RS-F15

SITE BFI/CMS LANDFILL 704-782-2004
5105 MOREHEAD RD CONCORD, NC 28025

CUSTOMER 100170
STAT INC
PO BOX 1443
LENOIR, NC 28645

Contract:50102012078
Generator:Colonial Pipeline Company

SITE	6	TICKET #	1770164
CELL			
WEIGHMASTER	Keyona C.		
DATE/TIME IN	10/19/20 2:44 pm	DATE/TIME OUT	10/19/20 2:44 p
VEHICLE	STAT80	CONTAINER	
REFERENCE	1042558		
BILL OF LADING			

SCALE IN	GROSS WEIGHT	67,340	NET TONS	19.46	INBOUND
TARE OUT	TARE WEIGHT	28,420	NET WEIGHT	38,920	INVOICE

QTY.	UNIT	DESCRIPTION	RATE	EXTENSION	TAX	TOTAL
0.00	YD	Tracking QTY				
19.46	tn	SW-CONT SOIL-ALT DAILY COVER Origin:MECKLENBURG 100%				

HARD HATS AND SAFETY VEST ARE REQUIRED WHEN EXITING YOUR VEHICLE

WHILE IN THE LANDFILL. IF YOU DO NOT HAVE THESE ITEMS YOU MAY BORROW

A SET FROM THE SCALE HOUSE. THANK YOU.

NET AMOUNT
TENDERED
CHANGE
CHECK#

The undersigned individual signing this document on behalf of Customer acknowledges that he or she has read and understands the terms and conditions on the reverse side and that he or she has the authority to sign this document on behalf of the customer.

RS-F042UPR (04/19)

SIGNATURE _____

REPUBLIC SERVICES

Please print or type.

NON-HAZARDOUS WASTE MANIFEST

1042558

1. Generator's US EPA ID Number	Manifest Document Number	2. Page 1 of
CPC		1 of 1

GENERATOR

3. Generator's Name and Mailing Address	5. Generating Location (if different)
PO BOX 87 Paw Creek, NC 28213 4. Phone ( )	Colonial Pipeline Company 14108 Huntersville-Concord Rd. Paw Creek, NC 28078 6. Phone ( )

7. Transporter #1 Company Name	8. US EPA ID Number	9. Transporter #1's Phone

10. Transporter #2 Company Name	11. US EPA ID Number	12. Transporter #2's Phone

13. Designated T/S/D Facility Name and Site Address	14. US EPA ID Number	15. Facility's Phone
CMS Landfill 5105 Morehead Rd Concord, NC 28027		704-262-6371

16. Waste Shipping Name and Description	17. Republic Services Approval # and Exp. Date	18. Containers No.	18. Containers Type	19. Total Quantity	20. Unit Wt/Vol
a. contaminated soil	5010-20-12078 9/17/2021	601	DT	Est 20	TONS
b.				19460	
c.				38920	

21. Additional Descriptions for Materials Listed Above

186

22. Special Handling Instructions and Additional Information

BIll: STAT 100170

23. **GENERATOR'S CERTIFICATION:** I hereby certify that the above named material is not a hazardous waste as defined by 40 CFR 261 or any applicable state law, has been properly described, classified and packaged, and is in proper condition for transportation according to applicable regulations; AND, if this waste is a treatment residue of a previously restricted hazardous waste subject to the Land Disposal Restrictions. I certify and warrant that the waste has been treated in accordance with the requirements of 40 CFR 268 and is no longer a hazardous waste as defined by 40 CFR 261.

Printed/Typed Name	Signature	Month	Day	Year
Chad Sparks		10	19	20

TRANSPORTER

24. **Transporter #1:** Acknowledgement of Receipt of Materials

Printed/Typed Name	Signature	Month	Day	Year
Kenneth S Marek		10	19	20

25. **Transporter #2:** Acknowledgement of Receipt of Materials

Printed/Typed Name	Signature	Month	Day	Year

T/S/D FACILITY

26. Discrepancy Indication Space

27. **Facility Owner or Operator:** Certification of receipt of waste materials covered by this manifest (except as noted in Item 19)

Printed/Typed Name	Signature	Month	Day	Year
Kay	Kay	10	19	20

TRANSPORTER #2

REV 04/19

COM000033
RS-F15

SITE BFI/CMS LANDFILL 704-782-2004
5105 MOREHEAD RD CONCORD, NC 28025

CUSTOMER 100170
STAT INC
PO BOX 1443
LENOIR, NC 28645

Contract:50102012078
Generator:Colonial Pipeline Company

SITE	6	TICKET #	1770172
CELL			
WEIGHMASTER	Keyona C.		
DATE/TIME IN	10/19/20 2:59 pm	DATE/TIME OUT	10/19/20 2:59 p
VEHICLE	stat148	CONTAINER	
REFERENCE	1042559		
BILL OF LADING			

SCALE IN GROSS WEIGHT 74,900 NET TONS 22.35
TARE OUT TARE WEIGHT 30,200 NET WEIGHT 44,700

INBOUND
INVOICE

QTY.	UNIT	DESCRIPTION	RATE	EXTENSION	TAX	TOTAL
0.00	YD	Tracking QTY				
22.35	tn	SW-CONT SOIL-ALT DAILY COVER Origin:MECKLENBURG 100%				



HARD HATS AND SAFETY VEST ARE REQUIRED WHEN EXITING YOUR VEHICLE

WHILE IN THE LANDFILL. IF YOU DO NOT HAVE THESE ITEMS YOU MAY BORROW

A SET FROM THE SCALE HOUSE. THANK YOU.

NET AMOUNT
TENDERED
CHANGE
CHECK#

The undersigned individual signing this document on behalf of Customer acknowledges that he or she has read and understands the terms and conditions on the reverse side and that he or she has the authority to sign this document on behalf of the customer.

RS-F042UPR (04/19)

SIGNATURE _____

REPUBLIC SERVICES

Please print or type.

NON-HAZARDOUS WASTE MANIFEST

1042559

1. Generator's US EPA ID Number	Manifest Document Number	2. Page 1 of
[illegible]		Colonial Pipeline Company 1 of 1

GENERATOR

3. Generator's Name and Mailing Address	5. Generating Location (if different)
PO BOX 87 Pew Creek, NC 28218 4. Phone ( )	14118 Huntersville-Concord Rd. Pew Creek, NC 28078 6. Phone ( )

7. Transporter #1 Company Name	8. US EPA ID Number	9. Transporter #1's Phone

10. Transporter #2 Company Name	11. US EPA ID Number	12. Transporter #2's Phone

13. Designated T/S/D Facility Name and Site Address	14. US EPA ID Number	15. Facility's Phone
CMS Landfill 5105 Morehead Rd Concord, NC 28027		704-262-6371

16. Waste Shipping Name and Description	17. Republic Services Approval # and Exp. Date	18. Containers No.	18. Containers Type	19. Total Quantity	20. Unit Wt/Vol
a. contaminated soil	5010-20-12078 9/17/2021	001	DT		TONS
b.				8235	
c.				4120	

21. Additional Descriptions for Materials Listed Above

187

22. Special Handling Instructions and Additional Information

Bill: STAT 100170

23. **GENERATOR'S CERTIFICATION:** I hereby certify that the above named material is not a hazardous waste as defined by 40 CFR 261 or any applicable state law, has been properly described, classified and packaged, and is in proper condition for transportation according to applicable regulations; AND, if this waste is a treatment residue of a previously restricted hazardous waste subject to the Land Disposal Restrictions. I certify and warrant that the waste has been treated in accordance with the requirements of 40 CFR 268 and is no longer a hazardous waste as defined by 40 CFR 261.

Printed/Typed Name	Signature	Month	Day	Year
Chad Sparks		10	19	20

TRANSPORTER

24. **Transporter #1:** Acknowledgement of Receipt of Materials

Printed/Typed Name	Signature	Month	Day	Year
~~Chad~~ Manuel Diaz		10	19	20

25. **Transporter #2:** Acknowledgement of Receipt of Materials

Printed/Typed Name	Signature	Month	Day	Year

T/S/D FACILITY

26. Discrepancy Indication Space

27. **Facility Owner or Operator:** Certification of receipt of waste materials covered by this manifest (except as noted in Item 19)

Printed/Typed Name	Signature	Month	Day	Year
Kay	Kay	10	19	20

REV 04/19

GENERATOR'S COPY

COM000033
RS-F15

SITE BFI/CMS LANDFILL 704-782-2004
5105 MOREHEAD RD CONCORD, NC 28025

CUSTOMER 100170
STAT INC
PO BOX 1443
LENOIR, NC 28645

Contract:50102012078
Generator:Colonial Pipeline Company

SITE Y6	TICKET # 1770185	CELL	
WEIGHMASTER	Aly G.		
DATE/TIME IN	10/19/20 3:17 pm	DATE/TIME OUT	10/19/20 3:17
VEHICLE	stat138	CONTAINER	
REFERENCE	1042569		
BILL OF LADING			

SCALE IN GROSS WEIGHT 69,380 NET TONS 19.52
TARE OUT TARE WEIGHT 30,340 NET WEIGHT 39,040

INBOUND
INVOICE

QTY.	UNIT	DESCRIPTION	RATE	EXTENSION	TAX	TOTAL
0.00	YD	Tracking QTY				
19.52	tn	SW-CONT SOIL-ALT DAILY COVER Origin:MECKLENBURG 100%				

HARD HATS AND SAFETY VEST ARE REQUIRED WHEN EXITING YOUR VEHICLE

WHILE IN THE LANDFILL. IF YOU DO NOT HAVE THESE ITEMS YOU MAY BORROW

A SET FROM THE SCALE HOUSE. THANK YOU.

NET AMOUNT
TENDERED
CHANGE
CHECK#

The undersigned individual signing this document on behalf of Customer acknowledges that he or she has read and understands the terms and conditions on the reverse side and that he or she has the authority to sign this document on behalf of the customer.

RS-F042UPR (04/19)

SIGNATURE _____

REPUBLIC SERVICES

Please print or type.

NON-HAZARDOUS WASTE MANIFEST

1042569

1. Generator's US EPA ID Number	Manifest Document Number	2. Page 1 of
CPC		Colonial Pipeline Company 1770185

GENERATOR

3. Generator's Name and Mailing Address	5. Generating Location (if different)
PO BOX 67 Paw Creek, NC 28213 4. Phone ( )	14108 Huntersville-Concord Rd. Paw Creek, NC 28078 6. Phone ( )

7. Transporter #1 Company Name	8. US EPA ID Number	9. Transporter #1's Phone

10. Transporter #2 Company Name	11. US EPA ID Number	12. Transporter #2's Phone

13. Designated T/S/D Facility Name and Site Address	14. US EPA ID Number	15. Facility's Phone
CMS Landfill 5105 Morehead Rd Concord, NC 28027		704-262-6371

16. Waste Shipping Name and Description	17. Republic Services Approval # and Exp. Date	18. Containers No.	18. Containers Type	19. Total Quantity	20. Unit Wt/Vol
a. contaminated soil	5010-20-12078 9/17/2021	001	DT		TONS
b.				1952	
c.				39040	

21. Additional Descriptions for Materials Listed Above

188

22. Special Handling Instructions and Additional Information

Bill: STAT 100170

23. **GENERATOR'S CERTIFICATION:** I hereby certify that the above named material is not a hazardous waste as defined by 40 CFR 261 or any applicable state law, has been properly described, classified and packaged, and is in proper condition for transportation according to applicable regulations; AND, if this waste is a treatment residue of a previously restricted hazardous waste subject to the Land Disposal Restrictions. I certify and warrant that the waste has been treated in accordance with the requirements of 40 CFR 268 and is no longer a hazardous waste as defined by 40 CFR 261.

Printed/Typed Name	Signature	Month	Day	Year
Chad Sparks		10	19	20

TRANSPORTER

24. **Transporter #1:** Acknowledgement of Receipt of Materials

Printed/Typed Name	Signature	Month	Day	Year
Cody Ward	Cody Ward	10	19	20

25. **Transporter #2:** Acknowledgement of Receipt of Materials

Printed/Typed Name	Signature	Month	Day	Year

T/S/D FACILITY

26. Discrepancy Indication Space

27. **Facility Owner or Operator:** Certification of receipt of waste materials covered by this manifest (except as noted in Item 19)

Printed/Typed Name	Signature	Month	Day	Year
Amy	Amy	10	19	20

TRANSPORTER #2

SITE

BFI/CMS LANDFILL 704-782-2004
5105 MOREHEAD RD CONCORD, NC 28025

CUSTOMER

100170
STAT INC
PO BOX 1443
LENOIR, NC 28645

Contract:50102012078
Generator:Colonial Pipeline Company

SITE	TICKET #	CELL
Y6	1770213	

WEIGHMASTER Aly G.

DATE/TIME IN	DATE/TIME OUT
10/19/20 4:09 pm	10/19/20 4:09 p

VEHICLE	CONTAINER
STAT80	

REFERENCE 1042566

BILL OF LADING

SCALE IN GROSS WEIGHT 68,840 NET TONS 20.21
TARE OUT TARE WEIGHT 28,420 NET WEIGHT 40,420

INBOUND
INVOICE

QTY.	UNIT	DESCRIPTION	RATE	EXTENSION	TAX	TOTAL
0.00	YD	Tracking QTY				
20.21	tn	SW-CONT SOIL-ALT DAILY Origin:MECKLENBURG 100% COVER				



HARD HATS AND SAFETY VEST ARE REQUIRED WHEN EXITING YOUR VEHICLE

WHILE IN THE LANDFILL. IF YOU DO NOT HAVE THESE ITEMS YOU MAY BORROW

A SET FROM THE SCALE HOUSE. THANK YOU.

NET AMOUNT

TENDERED

CHANGE

CHECK#

The undersigned individual signing this document on behalf of Customer acknowledges that he or she has read and understands the terms and conditions on the reverse side and that he or she has the authority to sign this document on behalf of the customer.

RS-F042UPR (04/19)

SIGNATURE _____

REPUBLIC SERVICES

Please print or type.

NON-HAZARDOUS WASTE MANIFEST

1042566

1. Generator's US EPA ID Number	Manifest Document Number	2. Page 1 of
CPC		Colonial Pipeline Company 1770213

GENERATOR

3. Generator's Name and Mailing Address	5. Generating Location (if different)
PO BOX 67 Paw Creek, NC 28213 4. Phone ( )	14108 Huntersville-Concord Rd. Paw Creek, NC 28078 6. Phone ( )

7. Transporter #1 Company Name	8. US EPA ID Number	9. Transporter #1's Phone
10. Transporter #2 Company Name	**11. US EPA ID Number**	**12. Transporter #2's Phone**
13. Designated T/S/D Facility Name and Site Address	**14. US EPA ID Number**	**15. Facility's Phone**
CMS Landfill 5105 Morehead Rd Concord, NC 28027		704-262-8371

16. Waste Shipping Name and Description	17. Republic Services Approval # and Exp. Date	18. Containers No.	18. Containers Type	19. Total Quantity	20. Unit Wt/Vol
a. contaminated soil	5010-20-12078 9/17/2021	001	DT	EST 20	TONS
b.				2021	
c.				40420	

21. Additional Descriptions for Materials Listed Above

191

22. Special Handling Instructions and Additional Information

Bill: STAT 100170

23. **GENERATOR'S CERTIFICATION:** I hereby certify that the above named material is not a hazardous waste as defined by 40 CFR 261 or any applicable state law, has been properly described, classified and packaged, and is in proper condition for transportation according to applicable regulations; AND, if this waste is a treatment residue of a previously restricted hazardous waste subject to the Land Disposal Restrictions. I certify and warrant that the waste has been treated in accordance with the requirements of 40 CFR 268 and is no longer a hazardous waste as defined by 40 CFR 261.

Printed/Typed Name	Signature	Month	Day	Year
Chad Sparks		10	19	20

TRANSPORTER

24. **Transporter #1:** Acknowledgement of Receipt of Materials

Printed/Typed Name	Signature	Month	Day	Year
Kenneth S Mock		10	19	20

25. **Transporter #2:** Acknowledgement of Receipt of Materials

Printed/Typed Name	Signature	Month	Day	Year

T/S/D FACILITY

26. Discrepancy Indication Space

27. **Facility Owner or Operator:** Certification of receipt of waste materials covered by this manifest (except as noted in Item 19)

Printed/Typed Name	Signature	Month	Day	Year
Any	Any	10	19	20

REV 04/19

TRANSPORTER #2

COM000033
RS-F15

SITE BFI/CMS LANDFILL 704-782-2004
5105 MOREHEAD RD CONCORD, NC 28025

CUSTOMER 100170
STAT INC
PO BOX 1443
LENOIR, NC 28645

Contract:50102012078
Generator:Colonial Pipeline Company

SITE Y6	TICKET # 1770336	CELL	
WEIGHMASTER	Keyona C.		
DATE/TIME IN	10/20/20 9:40 am	DATE/TIME OUT	10/20/20 9:40 a
VEHICLE	stat148	CONTAINER	
REFERENCE	1042565		
BILL OF LADING			

SCALE IN	GROSS WEIGHT	77,900	NET TONS	23.85
TARE OUT	TARE WEIGHT	30,200	NET WEIGHT	47,700

INBOUND
INVOICE

QTY.	UNIT	DESCRIPTION	RATE	EXTENSION	TAX	TOTAL
0.00	YD	Tracking QTY				
23.85	tn	SW-CONT SOIL-ALT DAILY COVER Origin:MECKLENBURG 100%				

HARD HATS AND SAFETY VEST ARE REQUIRED WHEN EXITING YOUR VEHICLE

WHILE IN THE LANDFILL. IF YOU DO NOT HAVE THESE ITEMS YOU MAY BORROW

A SET FROM THE SCALE HOUSE. THANK YOU.

NET AMOUNT
TENDERED
CHANGE
CHECK#

The undersigned individual signing this document on behalf of Customer acknowledges that he or she has read and understands the terms and conditions on the reverse side and that he or she has the authority to sign this document on behalf of the customer.

RS-F042UPR (04/19)

SIGNATURE _____

REPUBLIC SERVICES

Please print or type.

NON-HAZARDOUS WASTE MANIFEST

1042565

1. Generator's US EPA ID Number	Manifest Document Number	2. Page 1 of
GPC		Colonial Pipeline Company 1M03316

GENERATOR

3. Generator's Name and Mailing Address	5. Generating Location (if different)
PO BOX 87 Paw Creek, NC 28213	14108 Huntersville-Concord Rd. Paw Creek, NC 28078
4. Phone ( )	6. Phone ( )

7. Transporter #1 Company Name	8. US EPA ID Number	9. Transporter #1's Phone
10. Transporter #2 Company Name	**11. US EPA ID Number**	**12. Transporter #2's Phone**
13. Designated T/S/D Facility Name and Site Address	**14. US EPA ID Number**	**15. Facility's Phone**
CMS Landfill 5105 Morehead Rd Concord, NC 28027	704-262-6371	

16. Waste Shipping Name and Description	17. Republic Services Approval # and Exp. Date	18. Containers		19. Total Quantity	20. Unit Wt/Vol
		No.	Type		
a. contaminated soil	5010-20-12078 9/17/2021	001	DT		TONS
b.				2385	
c.				4770	

21. Additional Descriptions for Materials Listed Above

192

22. Special Handling Instructions and Additional Information

Bill: STAT 100170

23. **GENERATOR'S CERTIFICATION:** I hereby certify that the above named material is not a hazardous waste as defined by 40 CFR 261 or any applicable state law, has been properly described, classified and packaged, and is in proper condition for transportation according to applicable regulations; AND, if this waste is a treatment residue of a previously restricted hazardous waste subject to the Land Disposal Restrictions. I certify and warrant that the waste has been treated in accordance with the requirements of 40 CFR 268 and is no longer a hazardous waste as defined by 40 CFR 261.

Printed/Typed Name	Signature	Month	Day	Year
Chad Sparks		10	20	20

TRANSPORTER

24. **Transporter #1:** Acknowledgement of Receipt of Materials

Printed/Typed Name	Signature	Month	Day	Year
Michael Duty	Michael Duty	10	20	20

25. **Transporter #2:** Acknowledgement of Receipt of Materials

Printed/Typed Name	Signature	Month	Day	Year

T/S/D FACILITY

26. Discrepancy Indication Space

27. **Facility Owner or Operator:** Certification of receipt of waste materials covered by this manifest (except as noted in Item 19)

Printed/Typed Name	Signature	Month	Day	Year
Kay	Kay	10	20	20

TRANSPORTER #2

REV 04/19

COM000033
RS-F15

SITE

BFI/CMS LANDFILL 704-782-2004
5105 MOREHEAD RD CONCORD, NC 28025

CUSTOMER

100170
STAT INC
PO BOX 1443
LENOIR, NC 28645

Contract:50102012078
Generator:Colonial Pipeline Company

SITE	TICKET #	CELL
Y6	1770223	

WEIGHMASTER Aly G.

DATE/TIME IN	DATE/TIME OUT
10/19/20 4:33 pm	10/19/20 4:33 r

VEHICLE	CONTAINER
dt83	

REFERENCE 1042564

BILL OF LADING

SCALE IN GROSS WEIGHT 69,200 NET TONS 21.15
TARE OUT TARE WEIGHT 26,900 NET WEIGHT 42,300

INBOUND
INVOICE

QTY.	UNIT	DESCRIPTION	RATE	EXTENSION	TAX	TOTAL
0.00	YD	Tracking QTY				
21.15	tn	SW-CONT SOIL-ALT DAILY Origin:MECKLENBURG 100% COVER				



HARD HATS AND SAFETY VEST ARE REQUIRED WHEN EXITING YOUR VEHICLE

WHILE IN THE LANDFILL. IF YOU DO NOT HAVE THESE ITEMS YOU MAY BORROW

A SET FROM THE SCALE HOUSE. THANK YOU.

The undersigned individual signing this document on behalf of Customer acknowledges that he or she has read and understands the terms and conditions on the reverse side and that he or she has the authority to sign this document on behalf of the customer.

RS-F042UPR (04/19)

SIGNATURE _____

NET AMOUNT
TENDERED
CHANGE
CHECK#

REPUBLIC SERVICES

Please print or type.

NON-HAZARDOUS WASTE MANIFEST

1042564

1. Generator's US EPA ID Number	Manifest Document Number	2. Page 1 of
GPC		Colonial Pipeline Company 1710223

GENERATOR

3. Generator's Name and Mailing Address	5. Generating Location (if different)
PO BOX 87 Paw Creek, NC 28213 4. Phone ( )	14108 Huntersville-Concord Rd. Paw Creek, NC 28078 6. Phone ( )

7. Transporter #1 Company Name	8. US EPA ID Number	9. Transporter #1's Phone
10. Transporter #2 Company Name	**11. US EPA ID Number**	**12. Transporter #2's Phone**
13. Designated T/S/D Facility Name and Site Address	**14. US EPA ID Number**	**15. Facility's Phone**
CMS Landfill 5105 Morehead Rd Concord, NC 28027	704-262-6371	

16. Waste Shipping Name and Description	17. Republic Services Approval # and Exp. Date	18. Containers No.	18. Containers Type	19. Total Quantity	20. Unit Wt/Vol
a. contaminated soil	5010-20-12078 9/17/2021	001	DT		TONS
b.				21	15
c.				42	300

21. Additional Descriptions for Materials Listed Above

193

22. Special Handling Instructions and Additional Information

SIR: STAT 100179

23. **GENERATOR'S CERTIFICATION:** I hereby certify that the above named material is not a hazardous waste as defined by 40 CFR 261 or any applicable state law, has been properly described, classified and packaged, and is in proper condition for transportation according to applicable regulations; AND, if this waste is a treatment residue of a previously restricted hazardous waste subject to the Land Disposal Restrictions. I certify and warrant that the waste has been treated in accordance with the requirements of 40 CFR 268 and is no longer a hazardous waste as defined by 40 CFR 261.

Printed/Typed Name	Signature	Month	Day	Year
Chad Sparks		10	19	20

TRANSPORTER

24. **Transporter #1:** Acknowledgement of Receipt of Materials

Printed/Typed Name	Signature	Month	Day	Year
Darren Sides		10	19	20

25. **Transporter #2:** Acknowledgement of Receipt of Materials

Printed/Typed Name	Signature	Month	Day	Year

T/S/D FACILITY

26. Discrepancy Indication Space

27. **Facility Owner or Operator:** Certification of receipt of waste materials covered by this manifest (except as noted in Item 19)

Printed/Typed Name	Signature	Month	Day	Year
ALY	ALY	10	19	20

REV 04/19

GENERATOR'S COPY

COM000033

SITE BFI/CMS LANDFILL 704-782-2004
5105 MOREHEAD RD CONCORD, NC 28025

CUSTOMER 100170
STAT INC
PO BOX 1443
LENOIR, NC 28645

Contract:50102012078
Generator:Colonial Pipeline Company

SITE	Y6	TICKET #	1770233
CELL			
WEIGHMASTER	Keyona C.		
DATE/TIME IN	10/20/20 6:12 am	DATE/TIME OUT	10/20/20 6:12 a
VEHICLE	stat138	CONTAINER	
REFERENCE	1042562		
BILL OF LADING			

SCALE IN GROSS WEIGHT 72,980 NET TONS 21.32
TARE OUT TARE WEIGHT 30,340 NET WEIGHT 42,640

INBOUND
INVOICE

QTY.	UNIT	DESCRIPTION	RATE	EXTENSION	TAX	TOTAL
0.00	YD	Tracking QTY				
21.32	tn	SW-CONT SOIL-ALT DAILY COVER Origin:MECKLENBURG 100%				

HARD HATS AND SAFETY VEST ARE REQUIRED WHEN EXITING YOUR VEHICLE

WHILE IN THE LANDFILL. IF YOU DO NOT HAVE THESE ITEMS YOU MAY BORROW

A SET FROM THE SCALE HOUSE. THANK YOU.

NET AMOUNT
TENDERED
CHANGE
CHECK#

The undersigned individual signing this document on behalf of Customer acknowledges that he or she has read and understands the terms and conditions on the reverse side and that he or she has the authority to sign this document on behalf of the customer.

RS-F042UPR (04/19)

SIGNATURE _____

REPUBLIC SERVICES

Please print or type.

NON-HAZARDOUS WASTE MANIFEST

1042562

1. Generator's US EPA ID Number	Manifest Document Number	2. Page 1 of
CPC		Colonial Pipeline Company

GENERATOR

3. Generator's Name and Mailing Address	5. Generating Location (if different)
PO BOX 67 Paw Creek, NC 28213 4. Phone ( )	14108 Huntersville-Concord Rd. Paw Creek, NC 28078 6. Phone ( )

7. Transporter #1 Company Name	8. US EPA ID Number	9. Transporter #1's Phone

10. Transporter #2 Company Name	11. US EPA ID Number	12. Transporter #2's Phone

13. Designated T/S/D Facility Name and Site Address	14. US EPA ID Number	15. Facility's Phone
CMS Landfill 5105 Morehead Rd Concord, NC 28027		704-262-6371

16. Waste Shipping Name and Description	17. Republic Services Approval # and Exp. Date	18. Containers No.	18. Containers Type	19. Total Quantity	20. Unit Wt/Vol
a. contaminated soil	5010-20-12078 9/17/2021	001	DT		TONS
b.				2	32
c.				4	QUO

21. Additional Descriptions for Materials Listed Above

195

22. Special Handling Instructions and Additional Information

SM: STAT 100170

23. **GENERATOR'S CERTIFICATION:** I hereby certify that the above named material is not a hazardous waste as defined by 40 CFR 261 or any applicable state law, has been properly described, classified and packaged, and is in proper condition for transportation according to applicable regulations; AND, if this waste is a treatment residue of a previously restricted hazardous waste subject to the Land Disposal Restrictions. I certify and warrant that the waste has been treated in accordance with the requirements of 40 CFR 268 and is no longer a hazardous waste as defined by 40 CFR 261.

Printed/Typed Name	Signature	Month	Day	Year
Chad Sparks		10	20	20

TRANSPORTER

24. **Transporter #1:** Acknowledgement of Receipt of Materials

Printed/Typed Name	Signature	Month	Day	Year
Cody Ward	Cody Ward	10	20	20

25. **Transporter #2:** Acknowledgement of Receipt of Materials

Printed/Typed Name	Signature	Month	Day	Year

T/S/D FACILITY

26. Discrepancy Indication Space

27. **Facility Owner or Operator:** Certification of receipt of waste materials covered by this manifest (except as noted in Item 19)

Printed/Typed Name	Signature	Month	Day	Year
Kay	Kay	10	20	20

TRANSPORTER #2

REV 04/19

COM000033
RS-F15

SITE BFI/CMS LANDFILL 704-782-2004
5105 MOREHEAD RD CONCORD, NC 28025

CUSTOMER 100170
STAT INC
PO BOX 1443
LENOIR, NC 28645

Contract:50102012078
Generator:Colonial Pipeline Company

SITE Y6	TICKET # 1769346	CELL	
WEIGHMASTER	Keyona C.		
DATE/TIME IN	10/15/20 9:44 am	DATE/TIME OUT	10/15/20 9:44 a
VEHICLE	STAT131	CONTAINER	
REFERENCE	763538		
BILL OF LADING			

SCALE IN GROSS WEIGHT 80,280 NET TONS 25.29
TARE OUT TARE WEIGHT 29,700 NET WEIGHT 50,580

INBOUND
INVOICE

QTY.	UNIT	DESCRIPTION	RATE	EXTENSION	TAX	TOTAL
0.00	YD	Tracking QTY				
25.29	tn	SW-CONT SOIL-ALT DAILY COVER Origin:MECKLENBURG 100%				

HARD HATS AND SAFETY VEST ARE REQUIRED WHEN EXITING YOUR VEHICLE

WHILE IN THE LANDFILL. IF YOU DO NOT HAVE THESE ITEMS YOU MAY BORROW

A SET FROM THE SCALE HOUSE. THANK YOU.

NET AMOUNT
TENDERED
CHANGE
CHECK#

The undersigned individual signing this document on behalf of Customer acknowledges that he or she has read and understands the terms and conditions on the reverse side and that he or she has the authority to sign this document on behalf of the customer.

RS-F042UPR (04/19)

SIGNATURE _____

REPUBLIC SERVICES

Please print or type.

NON-HAZARDOUS WASTE MANIFEST

763538

1. Generator's US EPA ID Number	Manifest Document Number	2. Page 1 of
		1 of 1

GENERATOR

3. Generator's Name and Mailing Address	5. Generating Location (if different)
CPC 10 Box 87 Paw Creek NC 4. Phone ( )	Colonial Pipeline Company 14106 Huntersville-Concord Rd. Paw Creek, NC 28078 6. Phone ( )

7. Transporter #1 Company Name	8. US EPA ID Number	9. Transporter #1's Phone
STAT INC		877-416-7828
10. Transporter #2 Company Name	**11. US EPA ID Number**	**12. Transporter #2's Phone**
13. Designated T/S/D Facility Name and Site Address	**14. US EPA ID Number**	**15. Facility's Phone**
CMS Landfill 5105 Morehead Rd Concord, NC 28027		704-262-6371

16. Waste Shipping Name and Description	17. Republic Services Approval # and Exp. Date	18. Containers No.	18. Containers Type	19. Total Quantity	20. Unit Wt/Vol
a.			ST		T
b. contaminated soil	5010-20-12076 9/17/2021			25	89
c.				50	80

21. Additional Descriptions for Materials Listed Above

Lvd 22

22. Special Handling Instructions and Additional Information

Bill: STAT 100178

23. **GENERATOR'S CERTIFICATION:** I hereby certify that the above named material is not a hazardous waste as defined by 40 CFR 261 or any applicable state law, has been properly described, classified and packaged, and is in proper condition for transportation according to applicable regulations; AND, if this waste is a treatment residue of a previously restricted hazardous waste subject to the Land Disposal Restrictions. I certify and warrant that the waste has been treated in accordance with the requirements of 40 CFR 268 and is no longer a hazardous waste as defined by 40 CFR 261.

Printed/Typed Name	Signature	Month	Day	Year

TRANSPORTER

24. **Transporter #1:** Acknowledgement of Receipt of Materials

Printed/Typed Name	Signature	Month	Day	Year
Cory Combs	Cory Combs			

25. **Transporter #2:** Acknowledgement of Receipt of Materials

Printed/Typed Name	Signature	Month	Day	Year

T/S/D FACILITY

26. Discrepancy Indication Space

CMS LANDFILL 5105 MOREHEAD RD CONCORD, NC 28027 704-262-6371

27. **Facility Owner or Operator:** Certification of receipt of waste materials covered by this manifest (except as noted in Item 19)

Printed/Typed Name	Signature	Month	Day	Year
Kay	Kay	10	15	21

REV 04/19

TRANSPORTER #1

COM000033
RS-F15

SITE BFI/CMS LANDFILL 704-782-2004
5105 MOREHEAD RD CONCORD, NC 28025

CUSTOMER 100170
STAT INC
PO BOX 1443
LENOIR, NC 28645

Contract:50102012078
Generator:Colonial Pipeline Company

SITE	Y6	TICKET #	1769361
CELL			
WEIGHMASTER	Aly G.		
DATE/TIME IN	10/15/20 9:45 am	DATE/TIME OUT	10/15/20 10:03 a
VEHICLE	stat160	CONTAINER	
REFERENCE	763539		
BILL OF LADING			

SCALE IN	GROSS WEIGHT	76,700	NET TONS	22.34
SCALE OUT	TARE WEIGHT	32,020	NET WEIGHT	44,680

INBOUND
INVOICE

QTY.	UNIT	DESCRIPTION	RATE	EXTENSION	TAX	TOTAL
0.00	YD	Tracking QTY				
22.34	tn	SW-CONT SOIL-ALT DAILY COVER Origin:MECKLENBURG 100%				

THINK SAFETY CHOOSE LIVE

HARD HATS AND SAFETY VEST ARE REQUIRED WHEN EXITING YOUR VEHICLE

WHILE IN THE LANDFILL. IF YOU DO NOT HAVE THESE ITEMS YOU MAY BORROW

A SET FROM THE SCALE HOUSE. THANK YOU.

NET AMOUNT
TENDERED
CHANGE
CHECK#

The undersigned individual signing this document on behalf of Customer acknowledges that he or she has read and understands the terms and conditions on the reverse side and that he or she has the authority to sign this document on behalf of the customer.

RS-F042UPR (07/12)

SIGNATURE _____

REPUBLIC SERVICES

Please print or type.

NON-HAZARDOUS WASTE MANIFEST

763539

1. Generator's US EPA ID Number	Manifest Document Number	2. Page 1 of	1769361

GENERATOR

3. Generator's Name and Mailing Address	5. Generating Location (if different)
CPL PO Box 87 Pow Creek NC 4. Phone ( )	Colonial Pipeline Company 14108 Huntersville-Concord Rd. Pow Creek, NC 28078 6. Phone ( )

7. Transporter #1 Company Name	8. US EPA ID Number	9. Transporter #1's Phone
STAT, INC		828-446-5565
10. Transporter #2 Company Name	**11. US EPA ID Number**	**12. Transporter #2's Phone**
13. Designated T/S/D Facility Name and Site Address	**14. US EPA ID Number**	**15. Facility's Phone**
CMS Landfill 5105 Morehead Rd Concord, NC 28027		704-262-6371

16. Waste Shipping Name and Description	17. Republic Services Approval # and Exp. Date	18. Containers No.	18. Containers Type	19. Total Quantity	20. Unit Wt/Vol
a.			DT		T
b. contaminated soil	5010-20-12078 9/17/2021			22	34
c.				44	680

21. Additional Descriptions for Materials Listed Above

Load 93

22. Special Handling Instructions and Additional Information

Bill: STAT 100170

23. **GENERATOR'S CERTIFICATION:** I hereby certify that the above named material is not a hazardous waste as defined by 40 CFR 261 or any applicable state law, has been properly described, classified and packaged, and is in proper condition for transportation according to applicable regulations; AND, if this waste is a treatment residue of a previously restricted hazardous waste subject to the Land Disposal Restrictions. I certify and warrant that the waste has been treated in accordance with the requirements of 40 CFR 268 and is no longer a hazardous waste as defined by 40 CFR 261.

Printed/Typed Name	Signature	Month	Day	Year
Chad Spaks	[signature]	10	15	20

TRANSPORTER

24. **Transporter #1:** Acknowledgement of Receipt of Materials

Printed/Typed Name	Signature	Month	Day	Year
Maurice Wilson	Maurice Wilson	10	15	20

25. **Transporter #2:** Acknowledgement of Receipt of Materials

Printed/Typed Name	Signature	Month	Day	Year

T/S/D FACILITY

26. Discrepancy Indication Space

CMS LANDFILL 5105 MOREHEAD RD CONCORD, NC 28027 704-262-6371

27. **Facility Owner or Operator:** Certification of receipt of waste materials covered by this manifest (except as noted in Item 19)

Printed/Typed Name	Signature	Month	Day	Year
Amy	Amy	10	15	20

REV 04/19

TRANSPORTER #2

COM000033

RS-F15

SITE BFI/CMS LANDFILL 704-782-2004
5105 MOREHEAD RD CONCORD, NC 28025

CUSTOMER 100170
STAT INC
PO BOX 1443
LENOIR, NC 28645

Contract:50102012078
Generator:Colonial Pipeline Company

SITE Y6	TICKET # 1769337	CELL	
WEIGHMASTER	Keyona C.		
DATE/TIME IN	10/15/20 9:30 am	DATE/TIME OUT	10/15/20 9:30 a
VEHICLE	STAT80	CONTAINER	
REFERENCE	763540		
BILL OF LADING			

SCALE IN GROSS WEIGHT 63,040 NET TONS 17.31
TARE OUT TARE WEIGHT 28,420 NET WEIGHT 34,620

INBOUND
INVOICE

QTY.	UNIT	DESCRIPTION	RATE	EXTENSION	TAX	TOTAL
0.00	YD	Tracking QTY				
17.31	tn	SW-CONT SOIL-ALT DAILY COVER Origin:MECKLENBURG 100%				

HARD HATS AND SAFETY VEST ARE REQUIRED WHEN EXITING YOUR VEHICLE

WHILE IN THE LANDFILL. IF YOU DO NOT HAVE THESE ITEMS YOU MAY BORROW

A SET FROM THE SCALE HOUSE. THANK YOU.

NET AMOUNT
TENDERED
CHANGE
CHECK#

The undersigned individual signing this document on behalf of Customer acknowledges that he or she has read and understands the terms and conditions on the reverse side and that he or she has the authority to sign this document on behalf of the customer.

RS-F042UPR (04/19)

SIGNATURE _____

REPUBLIC SERVICES

NON-HAZARDOUS WASTE MANIFEST

763540

Please print or type.

1. Generator's US EPA ID Number	Manifest Document Number	2. Page 1 of
		1 of 1

GENERATOR

3. Generator's Name and Mailing Address	5. Generating Location (if different)
CR PO Box 87 Paw Creek 4. Phone ( )	Colonial Pipeline Company 14108 Huntersville-Concord Rd. Paw Creek, NC 28078 6. Phone ( )

7. Transporter #1 Company Name	8. US EPA ID Number	9. Transporter #1's Phone
STAT, INC		828-446-5565
10. Transporter #2 Company Name	11. US EPA ID Number	12. Transporter #2's Phone
13. Designated T/S/D Facility Name and Site Address	14. US EPA ID Number	15. Facility's Phone
CMS Landfill 5105 Morehead Rd Concord, NC 28027		704-262-6371

16. Waste Shipping Name and Description	17. Republic Services Approval # and Exp. Date	18. Containers No.	18. Containers Type	19. Total Quantity	20. Unit Wt/Vol
a.			DT		T
b. contaminated soil	5010-20-12078 9/17/2021			17.31	
c.				34.020	

21. Additional Descriptions for Materials Listed Above

Load 94

22. Special Handling Instructions and Additional Information

Bill: STAT 100170

23. **GENERATOR'S CERTIFICATION:** I hereby certify that the above named material is not a hazardous waste as defined by 40 CFR 261 or any applicable state law, has been properly described, classified and packaged, and is in proper condition for transportation according to applicable regulations; AND, if this waste is a treatment residue of a previously restricted hazardous waste subject to the Land Disposal Restrictions. I certify and warrant that the waste has been treated in accordance with the requirements of 40 CFR 268 and is no longer a hazardous waste as defined by 40 CFR 261.

Printed/Typed Name	Signature	Month	Day	Year
Chad Sparks		10	15	20

TRANSPORTER

24. **Transporter #1:** Acknowledgement of Receipt of Materials

Printed/Typed Name	Signature	Month	Day	Year
Kenneth S Marsh		10	15	20

25. **Transporter #2:** Acknowledgement of Receipt of Materials

Printed/Typed Name	Signature	Month	Day	Year

T/S/D FACILITY

26. Discrepancy Indication Space

CMS LANDFILL 5105 MOREHEAD RD CONCORD, NC 28027 704-262-6371

27. **Facility Owner or Operator:** Certification of receipt of waste materials covered by this manifest (except as noted in Item 19)

Printed/Typed Name	Signature	Month	Day	Year
Kay	Kay	10	15	20

TRANSPORTER #2

SITE BFI/CMS LANDFILL 704-782-2004
5105 MOREHEAD RD CONCORD, NC 28025

CUSTOMER 100170
STAT INC
PO BOX 1443
LENOIR, NC 28645

Contract:50102012078
Generator:Colonial Pipeline Company

SITE Y6	TICKET # 1769345	CELL	
WEIGHMASTER	Keyona C.		
DATE/TIME IN	10/15/20 9:41 am	DATE/TIME OUT	10/15/20 9:41 a
VEHICLE	dt84	CONTAINER	
REFERENCE	763541		
BILL OF LADING			

SCALE IN GROSS WEIGHT 72,620 NET TONS 22.81
TARE OUT TARE WEIGHT 27,000 NET WEIGHT 45,620

INBOUND
INVOICE

QTY.	UNIT	DESCRIPTION	RATE	EXTENSION	TAX	TOTAL
0.00	YD	Tracking QTY				
22.81	tn	SW-CONT SOIL-ALT DAILY COVER Origin:MECKLENBURG 100%				

HARD HATS AND SAFETY VEST ARE REQUIRED WHEN EXITING YOUR VEHICLE

WHILE IN THE LANDFILL. IF YOU DO NOT HAVE THESE ITEMS YOU MAY BORROW

A SET FROM THE SCALE HOUSE. THANK YOU.

NET AMOUNT
TENDERED
CHANGE
CHECK#

The undersigned individual signing this document on behalf of Customer acknowledges that he or she has read and understands the terms and conditions on the reverse side and that he or she has the authority to sign this document on behalf of the customer.

RS-F042UPR (04/19)

SIGNATURE _____

REPUBLIC SERVICES

Please print or type.

NON-HAZARDOUS WASTE MANIFEST

763541

1. Generator's US EPA ID Number	Manifest Document Number	2. Page 1 of	1769915

GENERATOR

3. Generator's Name and Mailing Address	5. Generating Location (if different)
CPL PO Box 87 [illegible] NC	Colonial Pipeline Company 14108 Huntersville-Concord Rd. Paw Creek, NC 28073
4. Phone ( )	6. Phone ( )

7. Transporter #1 Company Name	8. US EPA ID Number	9. Transporter #1's Phone
STAT		[illegible]
10. Transporter #2 Company Name	11. US EPA ID Number	12. Transporter #2's Phone
13. Designated T/S/D Facility Name and Site Address	14. US EPA ID Number	15. Facility's Phone
CMS Landfill 5105 Morehead Rd Concord, NC 28027		704-262-6371

16. Waste Shipping Name and Description	17. Republic Services Approval # and Exp. Date	18. Containers No.	18. Containers Type	19. Total Quantity	20. Unit Wt/Vol
a.					
b. contaminated soil	5010-20-12078	9/17/2021			
c.					

21. Additional Descriptions for Materials Listed Above

Lnd 45

22. Special Handling Instructions and Additional Information

Bill: STAT 100170

23. **GENERATOR'S CERTIFICATION:** I hereby certify that the above named material is not a hazardous waste as defined by 40 CFR 261 or any applicable state law, has been properly described, classified and packaged, and is in proper condition for transportation according to applicable regulations; AND, if this waste is a treatment residue of a previously restricted hazardous waste subject to the Land Disposal Restrictions. I certify and warrant that the waste has been treated in accordance with the requirements of 40 CFR 268 and is no longer a hazardous waste as defined by 40 CFR 261.

Printed/Typed Name	Signature	Month	Day	Year
[illegible]	[illegible]			

TRANSPORTER

24. **Transporter #1:** Acknowledgement of Receipt of Materials

Printed/Typed Name	Signature	Month	Day	Year
[illegible]	[illegible]			

25. **Transporter #2:** Acknowledgement of Receipt of Materials

Printed/Typed Name	Signature	Month	Day	Year

T/S/D FACILITY

26. Discrepancy Indication Space

CMS LANDFILL 5105 MOREHEAD RD CONCORD, NC 28027 704-262-6371

27. **Facility Owner or Operator:** Certification of receipt of waste materials covered by this manifest (except as noted in Item 19)

Printed/Typed Name	Signature	Month	Day	Year
Kay	Kay	1	15	20

REV 04/19

GENERATOR'S COPY

COM000033

REPUBLIC SERVICES

Please print or type.

NON-HAZARDOUS WASTE MANIFEST

1041234

1. Generator's US EPA ID Number	Manifest Document Number	2. Page 1 of	
			1769536

GENERATOR

3. Generator's Name and Mailing Address
CCC
PO BOX 87
Paw Creek, NC 28213

4. Phone ( )

5. Generating Location (if different)
Colonial Pipeline Company
14108 Huntersville-Concord Rd.
Paw Creek, NC 28078

6. Phone ( )

7. Transporter #1 Company Name	8. US EPA ID Number	9. Transporter #1's Phone
10. Transporter #2 Company Name	11. US EPA ID Number	12. Transporter #2's Phone
13. Designated T/S/D Facility Name and Site Address CMS Landfill 5105 Morehead Rd Concord, NC 28027	14. US EPA ID Number	15. Facility's Phone 704-262-9371

16. Waste Shipping Name and Description	17. Republic Services Approval # and Exp. Date	18. Containers No.	18. Containers Type	19. Total Quantity	20. Unit Wt/Vol
a. contaminated soil	5010-20-12078 9/17/2021				
b.				2239	
c.				44780	

21. Additional Descriptions for Materials Listed Above
lod 132

22. Special Handling Instructions and Additional Information
Bill: STAT 109178

23. **GENERATOR'S CERTIFICATION:** I hereby certify that the above named material is not a hazardous waste as defined by 40 CFR 261 or any applicable state law, has been properly described, classified and packaged, and is in proper condition for transportation according to applicable regulations; AND, if this waste is a treatment residue of a previously restricted hazardous waste subject to the Land Disposal Restrictions. I certify and warrant that the waste has been treated in accordance with the requirements of 40 CFR 268 and is no longer a hazardous waste as defined by 40 CFR 261.

Printed/Typed Name	Signature	Month	Day	Year
Chad Sparks		10	15	20

TRANSPORTER

24. **Transporter #1:** Acknowledgement of Receipt of Materials

Printed/Typed Name	Signature	Month	Day	Year
Cory Combs	Cory Combs	10	15	20

25. **Transporter #2:** Acknowledgement of Receipt of Materials

Printed/Typed Name	Signature	Month	Day	Year

T/S/D FACILITY

26. Discrepancy Indication Space

27. **Facility Owner or Operator:** Certification of receipt of waste materials covered by this manifest (except as noted in Item 19)

Printed/Typed Name	Signature	Month	Day	Year
AW	AW	10	15	20

REV 04/19

TRANSPORTER #2

COM000033
RS-F15

SITE

BFI/CMS LANDFILL 704-782-2004
5105 MOREHEAD RD CONCORD, NC 28025

CUSTOMER

100170
STAT INC
PO BOX 1443
LENOIR, NC 28645

Contract:50102012078
Generator:Colonial Pipeline Company

SITE	TICKET #	CELL
Y6	1769536	

WEIGHMASTER: Aly G.

DATE/TIME IN	DATE/TIME OUT
10/15/20 3:34 pm	10/15/20 3:34 p

VEHICLE: STAT131
CONTAINER:
REFERENCE: 1041234
BILL OF LADING:

SCALE IN GROSS WEIGHT 74,480 NET TONS 22.39
TARE OUT TARE WEIGHT 29,700 NET WEIGHT 44,780

INBOUND
INVOICE

QTY.	UNIT	DESCRIPTION	RATE	EXTENSION	TAX	TOTAL
0.00	YD	Tracking QTY				
22.39	tn	SW-CONT SOIL-ALT DAILY Origin:MECKLENBURG 100% COVER				

HARD HATS AND SAFETY VEST ARE REQUIRED WHEN EXITING YOUR VEHICLE

WHILE IN THE LANDFILL. IF YOU DO NOT HAVE THESE ITEMS YOU MAY BORROW

A SET FROM THE SCALE HOUSE. THANK YOU.

NET AMOUNT
TENDERED
CHANGE
CHECK#

The undersigned individual signing this document on behalf of Customer acknowledges that he or she has read and understands the terms and conditions on the reverse side and that he or she has the authority to sign this document on behalf of the customer.

RS-F042UPR (04/19)

SIGNATURE

REPUBLIC SERVICES

Please print or type.

NON-HAZARDOUS WASTE MANIFEST

1041225

1. Generator's US EPA ID Number	Manifest Document Number	2. Page 1 of	
			NC98226

GENERATOR

3. Generator's Name and Mailing Address
CMS
PO BOX 87
Paw Creek, NC 28213
4. Phone ( )

5. Generating Location (if different)
Coltec
14108 Huntersville-Concord Rd.
Paw Creek, NC 28078
6. Phone ( )

7. Transporter #1 Company Name	8. US EPA ID Number	9. Transporter #1's Phone
10. Transporter #2 Company Name	11. US EPA ID Number	12. Transporter #2's Phone
13. Designated T/S/D Facility Name and Site Address CMS Landfill 5105 Morehead Rd Concord, NC 28027	14. US EPA ID Number	15. Facility's Phone 704-262-9371

16. Waste Shipping Name and Description	17. Republic Services Approval # and Exp. Date	18. Containers No.	18. Containers Type	19. Total Quantity	20. Unit Wt/Vol
a. contaminated soil	5010-20-12078 9/17/2021		DT		G
b.				2379	
c.				46580	

21. Additional Descriptions for Materials Listed Above
Used 141

22. Special Handling Instructions and Additional Information
BM: STAT 100179

23. **GENERATOR'S CERTIFICATION:** I hereby certify that the above named material is not a hazardous waste as defined by 40 CFR 261 or any applicable state law, has been properly described, classified and packaged, and is in proper condition for transportation according to applicable regulations; AND, if this waste is a treatment residue of a previously restricted hazardous waste subject to the Land Disposal Restrictions. I certify and warrant that the waste has been treated in accordance with the requirements of 40 CFR 268 and is no longer a hazardous waste as defined by 40 CFR 261.

Printed/Typed Name	Signature	Month	Day	Year
Tod Baker		10	16	2020

TRANSPORTER

24. **Transporter #1:** Acknowledgement of Receipt of Materials

Printed/Typed Name	Signature	Month	Day	Year
DEAN BUMGARNER		10	16	20

25. **Transporter #2:** Acknowledgement of Receipt of Materials

Printed/Typed Name	Signature	Month	Day	Year

T/S/D FACILITY

26. Discrepancy Indication Space

27. **Facility Owner or Operator:** Certification of receipt of waste materials covered by this manifest (except as noted in Item 19)
CMS LANDFILL 5105 MOREHEAD RD CONCORD, NC 28027 704-262-9371

Printed/Typed Name	Signature	Month	Day	Year
Any	Any	10	16	20

REV 04/19

TRANSPORTER #2

COM000033
RS-F15

SITE BFI/CMS LANDFILL 704-782-2004
5105 MOREHEAD RD CONCORD, NC 28025

CUSTOMER 100170
STAT INC
PO BOX 1443
LENOIR, NC 28645

Contract:50102012078
Generator:Colonial Pipeline Company

SITE Y6	TICKET # 1769826	CELL
WEIGHMASTER	Aly G.	
DATE/TIME IN 10/16/20 4:25 pm		DATE/TIME OUT 10/16/20 4:25 p
VEHICLE stat140		CONTAINER
REFERENCE 1041225		
BILL OF LADING		

SCALE IN GROSS WEIGHT 75,060 NET TONS 23.29
TARE OUT TARE WEIGHT 28,480 NET WEIGHT 46,580

INBOUND
INVOICE

QTY.	UNIT	DESCRIPTION	RATE	EXTENSION	TAX	TOTAL
0.00	YD	Tracking QTY				
23.29	tn	SW-CONT SOIL-ALT DAILY COVER Origin:MECKLENBURG 100%				

HARD HATS AND SAFETY VEST ARE REQUIRED WHEN EXITING YOUR VEHICLE

WHILE IN THE LANDFILL. IF YOU DO NOT HAVE THESE ITEMS YOU MAY BORROW

A SET FROM THE SCALE HOUSE. THANK YOU.

NET AMOUNT

TENDERED

CHANGE

CHECK#

The undersigned individual signing this document on behalf of Customer acknowledges that he or she has read and understands the terms and conditions on the reverse side and that he or she has the authority to sign this document on behalf of the customer.

RS-F042UPR (04/19)

SIGNATURE _____

REPUBLIC SERVICES

Please print or type.

NON-HAZARDOUS WASTE MANIFEST

1042524

1. Generator's US EPA ID Number | Manifest Document Number | 2. Page 1 of | 1760980

GENERATOR

3. Generator's Name and Mailing Address
PO BOX 87
Paw Creek, NC 28213
4. Phone ( )

5. Generating Location (if different)
14108 Huntersville-Concord Rd.
Paw Creek, NC 28078
6. Phone ( )

7. Transporter #1 Company Name	8. US EPA ID Number	9. Transporter #1's Phone
10. Transporter #2 Company Name	11. US EPA ID Number	12. Transporter #2's Phone

13. Designated T/S/D Facility Name and Site Address	14. US EPA ID Number	15. Facility's Phone
CMS Landfill 5105 Morehead Rd Concord, NC 28027	704-262-6371	

16. Waste Shipping Name and Description	17. Republic Services Approval # and Exp. Date	18. Containers No.	18. Containers Type	19. Total Quantity	20. Unit Wt/Vol
a. contaminated soil	5010-20-12078 9/17/2021				
b.				23	TN
c.				4,480	

21. Additional Descriptions for Materials Listed Above
Load 152

22. Special Handling Instructions and Additional Information
BIL: STAT 100170

23. **GENERATOR'S CERTIFICATION:** I hereby certify that the above named material is not a hazardous waste as defined by 40 CFR 261 or any applicable state law, has been properly described, classified and packaged, and is in proper condition for transportation according to applicable regulations; AND, if this waste is a treatment residue of a previously restricted hazardous waste subject to the Land Disposal Restrictions. I certify and warrant that the waste has been treated in accordance with the requirements of 40 CFR 268 and is no longer a hazardous waste as defined by 40 CFR 261.

Printed/Typed Name: Chad Sparks | Signature | Month 10 | Day 17 | Year 20

TRANSPORTER

24. **Transporter #1:** Acknowledgement of Receipt of Materials
Printed/Typed Name: Cory Combs | Signature: Cory Combs | Month 10 | Day 17 | Year 20

25. **Transporter #2:** Acknowledgement of Receipt of Materials
Printed/Typed Name | Signature | Month | Day | Year

T/S/D FACILITY

26. Discrepancy Indication Space

27. **Facility Owner or Operator:** Certification of receipt of waste materials covered by this manifest (except as noted in Item 19)
CMS LANDFILL 5105 MOREHEAD RD CONCORD, NC 28027 704-262-6371

Printed/Typed Name: Kay | Signature: Kay | Month 10 | Day 17 | Year 20

REV 04/19

TRANSPORTER #2

COM000033
RS-F15

SITE BFI/CMS LANDFILL 704-782-2004
5105 MOREHEAD RD CONCORD, NC 28025

CUSTOMER 100170
STAT INC
PO BOX 1443
LENOIR, NC 28645

Contract:50102012078
Generator:Colonial Pipeline Company

SITE Y6	TICKET # 1769869	CELL	
WEIGHMASTER	Keyona C.		
DATE/TIME IN	10/17/20 11:34 am	DATE/TIME OUT	10/17/20 11:34 a
VEHICLE	STAT131	CONTAINER	
REFERENCE	1042524		
BILL OF LADING			

SCALE IN GROSS WEIGHT 77,180 NET TONS 23.74 INBOUND
TARE OUT TARE WEIGHT 29,700 NET WEIGHT 47,480 INVOICE

QTY.	UNIT	DESCRIPTION	RATE	EXTENSION	TAX	TOTAL
0.00	YD	Tracking QTY				
23.74	tn	SW-CONT SOIL-ALT DAILY COVER Origin:MECKLENBURG 100%				

HARD HATS AND SAFETY VEST ARE REQUIRED WHEN EXITING YOUR VEHICLE

WHILE IN THE LANDFILL. IF YOU DO NOT HAVE THESE ITEMS YOU MAY BORROW

A SET FROM THE SCALE HOUSE. THANK YOU.

NET AMOUNT

TENDERED

CHANGE

CHECK#

The undersigned individual signing this document on behalf of Customer acknowledges that he or she has read and understands the terms and conditions on the reverse side and that he or she has the authority to sign this document on behalf of the customer.

RS-F042UPR (04/19)

SIGNATURE _____

REPUBLIC SERVICES

Please print or type.

NON-HAZARDOUS WASTE MANIFEST

1042550

1. Generator's US EPA ID Number	Manifest Document Number	2. Page 1 of
[illegible]		

GENERATOR

3. Generator's Name and Mailing Address
PO BOX 87
Paw Creek, NC 28213
4. Phone ( )

5. Generating Location (if different)
Colonial Pipeline Company
14108 Huntersville-Concord Rd.
Paw Creek, NC 28078
6. Phone ( )

7. Transporter #1 Company Name	8. US EPA ID Number	9. Transporter #1's Phone

10. Transporter #2 Company Name	11. US EPA ID Number	12. Transporter #2's Phone

13. Designated T/S/D Facility Name and Site Address	14. US EPA ID Number	15. Facility's Phone
CMS Landfill 5105 Morehead Rd Concord, NC 28027	704-262-6371	

16. Waste Shipping Name and Description	17. Republic Services Approval # and Exp. Date	18. Containers No.	18. Containers Type	19. Total Quantity	20. Unit Wt/Vol
a. contaminated soil	5010-20-12078 9/17/2021	001	DT		TONS
b.				2485	
c.				4850	

21. Additional Descriptions for Materials Listed Above
173

22. Special Handling Instructions and Additional Information
BR: STAT 100178

23. **GENERATOR'S CERTIFICATION:** I hereby certify that the above named material is not a hazardous waste as defined by 40 CFR 261 or any applicable state law, has been properly described, classified and packaged, and is in proper condition for transportation according to applicable regulations; AND, if this waste is a treatment residue of a previously restricted hazardous waste subject to the Land Disposal Restrictions. I certify and warrant that the waste has been treated in accordance with the requirements of 40 CFR 268 and is no longer a hazardous waste as defined by 40 CFR 261.

Printed/Typed Name	Signature	Month	Day	Year
Chad Sparks		10	19	20

TRANSPORTER

24. **Transporter #1:** Acknowledgement of Receipt of Materials

Printed/Typed Name	Signature	Month	Day	Year
Michael Ovla		10	19	20

25. **Transporter #2:** Acknowledgement of Receipt of Materials

Printed/Typed Name	Signature	Month	Day	Year

T/S/D FACILITY

26. Discrepancy Indication Space

27. **Facility Owner or Operator:** Certification of receipt of waste materials covered by this manifest (except as noted in Item 19)
CMS LANDFILL 5105 MOREHEAD RD CONCORD, NC 28027 704-262-6371

Printed/Typed Name	Signature	Month	Day	Year
Kay	Kay	10	19	20

REV 04/19

TRANSPORTER #2

COM000033
RS-F15

REPUBLIC SERVICES

NON-HAZARDOUS WASTE MANIFEST

1042563

1. Generator's US EPA ID Number	Manifest Document Number	2. Page 1 of
CPC		Colonial Pipeline Company 1

GENERATOR

3. Generator's Name and Mailing Address	5. Generating Location (if different)
PO BOX 87 Pow Creek, NC 28213	14108 Huntersville-Concord Rd. Pow Creek, NC 28078
4. Phone ( )	6. Phone ( )

7. Transporter #1 Company Name	8. US EPA ID Number	9. Transporter #1's Phone
10. Transporter #2 Company Name	**11. US EPA ID Number**	**12. Transporter #2's Phone**
13. Designated T/S/D Facility Name and Site Address	**14. US EPA ID Number**	**15. Facility's Phone**
CMS Landfill 5105 Morehead Rd Concord, NC 28027	704-262-6371	

16. Waste Shipping Name and Description	17. Republic Services Approval # and Exp. Date	18. Containers No.	18. Containers Type	19. Total Quantity	20. Unit Wt/Vol
a. contaminated soil	8010-20-12078 9/17/2021	001	DT		TONS
b.				2845	
c.				44190	

21. Additional Descriptions for Materials Listed Above

194

22. Special Handling Instructions and Additional Information

BIN: STAT 100178

23. **GENERATOR'S CERTIFICATION:** I hereby certify that the above named material is not a hazardous waste as defined by 40 CFR 261 or any applicable state law, has been properly described, classified and packaged, and is in proper condition for transportation according to applicable regulations; AND, if this waste is a treatment residue of a previously restricted hazardous waste subject to the Land Disposal Restrictions. I certify and warrant that the waste has been treated in accordance with the requirements of 40 CFR 268 and is no longer a hazardous waste as defined by 40 CFR 261.

Printed/Typed Name	Signature	Month	Day	Year
Chad Sparks		10	19	20

TRANSPORTER

24. **Transporter #1:** Acknowledgement of Receipt of Materials

Printed/Typed Name	Signature	Month	Day	Year
TODD LAIL	Todd Lail	10	19	20

25. **Transporter #2:** Acknowledgement of Receipt of Materials

Printed/Typed Name	Signature	Month	Day	Year

T/S/D FACILITY

26. Discrepancy Indication Space

27. **Facility Owner or Operator:** Certification of receipt of waste materials covered by this manifest (except as noted in Item 19)

Printed/Typed Name	Signature	Month	Day	Year
Kay	Kay	10	20	20

TRANSPORTER #2

SITE BFI/CMS LANDFILL 704-782-2004
5105 MOREHEAD RD CONCORD, NC 28025

CUSTOMER ~~100170~~
STAT INC
PO BOX 1443
LENOIR, NC 28645

Contract:50102012078
Generator:Colonial Pipeline Company

SITE Y6	TICKET # 1770281	CELL	
WEIGHMASTER	Keyona C.		
DATE/TIME IN	10/20/20 8:11 am	DATE/TIME OUT	10/20/20 8:11 a
VEHICLE	stat163	CONTAINER	
REFERENCE	1042563		
BILL OF LADING			

SCALE IN GROSS WEIGHT 75,380 NET TONS 22.45 INBOUND
TARE OUT TARE WEIGHT 30,480 NET WEIGHT 44,900 INVOICE

QTY.	UNIT	DESCRIPTION	RATE	EXTENSION	TAX	TOTAL
0.00	YD	Tracking QTY				
22.45	tn	SW-CONT SOIL-ALT DAILY COVER Origin:MECKLENBURG 100%				

HARD HATS AND SAFETY VEST ARE REQUIRED WHEN EXITING YOUR VEHICLE

WHILE IN THE LANDFILL. IF YOU DO NOT HAVE THESE ITEMS YOU MAY BORROW

A SET FROM THE SCALE HOUSE. THANK YOU.

NET AMOUNT

TENDERED

CHANGE

CHECK#

The undersigned individual signing this document on behalf of Customer acknowledges that he or she has read and understands the terms and conditions on the reverse side and that he or she has the authority to sign this document on behalf of the customer.

RS-F042UPR (04/19)

SIGNATURE _____

BILL OF LADING

#48

	1. 24 Hour Emergency # STAT, INC. 800-627-1451	2. BOL # [illegible]
3. Shipper Name & Address [illegible] Hunterville-Concord Rd Hunterville NC		4. Shipper's Phone
5. Carrier STAT, INC.		A. Carrier Phone # (828) 396-2304
7. Carrier		D. Carrier Phone
9. Consignee Name & Address STAT, INC. 2550 Hickory Blvd. Lenoir, NC 28645		F. Consignee Phone (828) 396-2304

HM	11. Base Description	12. Containers No.	Type	13. Total Quantity	14. Unit Wt/Vol
✓	a. UN [illegible] Flammable liquid [illegible] II, 3	001	TT	4700	G
	b.				
	c.				
	d.				

G. Additional Descriptions for Materials Listed Above

USE DOT GUIDE # 128

15. Special Handling Instructions and Additional Information

16. Shipper: I hereby certify that the contents of this shipment are fully and accurately described and are in all respects in proper condition for transport

Printed/Typed Name	Signature	Date Month	Day	Year
Jack Lewis	[illegible]			

17. Carrier Acknowledgement of Receipt of Materials

Printed/Typed Name	Signature	Date Month	Day	Year
Mark Harris	Mark Harris	8	15	20

18. Carrier Acknowledgement of Receipt of Materials

Printed/Typed Name	Signature	Date Month	Day	Year

19. Discrepancy Indication Space

20. Consignee

Printed/Typed Name	Signature	Date Month	Day	Year

BILL OF LADING

	1. 24 Hour Emergency # **STAT, INC. 800-627-1451**	2. BOL #
3. Shipper Name & Address		4. Shipper's Phone
5. Carrier **STAT, INC.**		A. Carrier Phone # **(828) 396-2304**
7. Carrier		D. Carrier Phone
9. Consignee Name & Address **STAT, INC. 2550 Hickory Blvd. Lenoir, NC 28645**		F. Consignee Phone **(828) 396-2304**

HM	11. Base Description	12. Containers No.	12. Containers Type	13. Total Quantity	14. Unit Wt/Vol
X	a. UN 1993, Flammable liquid, n.o.s., PG II	101	DT		
	b.				
	c.				
	d.				

G. Additional Descriptions for Materials Listed Above

USE DOT GUIDE # 128

15. Special Handling Instructions and Additional Information

16. Shipper: I hereby certify that the contents of this shipment are fully and accurately described and are in all respects in proper condition for transport

Printed/Typed Name	Signature	Date Month	Day	Year

17. Carrier Acknowledgement of Receipt of Materials

Printed/Typed Name	Signature	Date Month	Day	Year

18. Carrier Acknowledgement of Receipt of Materials

Printed/Typed Name	Signature	Date Month	Day	Year

19. Discrepancy Indication Space

20. Consignee

Printed/Typed Name	Signature	Date Month	Day	Year

BILL OF LADING

	1. 24 Hour Emergency # STAT, INC. 800-627-1451	2. BOL #
3. Shipper Name & Address CFL Site 14136 Hunterdonville Concord Rd [illegible]		4. Shipper's Phone
5. Carrier STAT, INC.		A. Carrier Phone # (828) 396-2304
7. Carrier		D. Carrier Phone
9. Consignee Name & Address STAT, INC. 2550 Hickory Blvd. Lenoir, NC 28645		F. Consignee Phone (828) 396-2304

HM	11. Base Description	12. Containers No.	Type	13. Total Quantity	14. Unit Wt/Vol
X	a. UN1993 Flammable Liquid, 3, PG II.	1	TT	4760	G
	b.				
	c.				
	d.				

G. Additional Descriptions for Materials Listed Above

USE DOT GUIDE # _____

15. Special Handling Instructions and Additional Information

16. Shipper: I hereby certify that the contents of this shipment are fully and accurately described and are in all respects in proper condition for transport

Printed/Typed Name	Signature	Date Month	Day	Year

17. Carrier Acknowledgement of Receipt of Materials

Printed/Typed Name	Signature	Date Month	Day	Year
York Harris	[illegible]	3	11	2[illegible]

18. Carrier Acknowledgement of Receipt of Materials

Printed/Typed Name	Signature	Date Month	Day	Year

19. Discrepancy Indication Space

20. Consignee

Printed/Typed Name	Signature	Date Month	Day	Year
Josh [illegible]	[illegible]			

BILL OF LADING

	1. 24 Hour Emergency # STAT, INC. 800-627-1451	2. BOL # 0008
3. Shipper Name & Address 14108 Huntersville-Concord Rd Huntersville NC CFL	FIBER INDUSTRIES LLC 1000 E McIVER ROAD Darlington, SC 29532	4. Shipper's Phone (843) 591-1564
5. Carrier STAT, INC.		A. Carrier Phone # (828) 396-2304
7. Carrier		D. Carrier Phone
9. Consignee Name & Address STAT, INC. 2550 Hickory Blvd. Lenoir, NC 28645		F. Consignee Phone (828) 396-2304

HM	11. Base Description	12. Containers No.	Type	13. Total Quantity	14. Unit Wt/Vol
X	a. UN 1993 Flammable liquid (Contact on Packets) PG II, 3 NOS	001	TT	5200	6
	b.				
	c.				
	d.				

G. Additional Descriptions for Materials Listed Above

USE DOT GUIDE # 128

15. Special Handling Instructions and Additional Information

TT # 400

16. Shipper: I hereby certify that the contents of this shipment are fully and accurately described and are in all respects in proper condition for transport

Printed/Typed Name	Signature	Date Month	Day	Year
CHRIS TABER	[signature]			

17. Carrier Acknowledgement of Receipt of Materials

Printed/Typed Name	Signature	Date Month	Day	Year
George Bishop Jr	[signature]	9	16	20

18. Carrier Acknowledgement of Receipt of Materials

Printed/Typed Name	Signature	Date Month	Day	Year

19. Discrepancy Indication Space

20. Consignee

Printed/Typed Name	Signature	Date Month	Day	Year

BILL OF LADING

	1. 24 Hour Emergency # **STAT, INC. 800-627-1451**	2. BOL #
3. Shipper Name & Address		4. Shipper's Phone
5. Carrier **STAT, INC.**		A. Carrier Phone # **(828) 396-2304**
7. Carrier		D. Carrier Phone
9. Consignee Name & Address **STAT, INC. 2550 Hickory Blvd. Lenoir, NC 28645**		F. Consignee Phone **(828) 396-2304**

HM	11. Base Description	12. Containers No.	12. Containers Type	13. Total Quantity	14. Unit Wt/Vol
	a.		T	4300	G
	b.				
	c.				
	d.				

G. Additional Descriptions for Materials Listed Above

USE DOT GUIDE # 129

15. Special Handling Instructions and Additional Information

16. Shipper: I hereby certify that the contents of this shipment are fully and accurately described and are in all respects in proper condition for transport

Printed/Typed Name	Signature	Date Month	Day	Year
		9	15	20

17. Carrier Acknowledgement of Receipt of Materials

Printed/Typed Name	Signature	Date Month	Day	Year
Mark Harris	Mark Harris	9	15	20

18. Carrier Acknowledgement of Receipt of Materials

Printed/Typed Name	Signature	Date Month	Day	Year

19. Discrepancy Indication Space

20. Consignee

Printed/Typed Name	Signature	Date Month	Day	Year

BILL OF LADING

	1. 24 Hour Emergency # **STAT, INC. 800-627-1451**	2. BOL #
3. Shipper Name & Address		4. Shipper's Phone
5. Carrier **STAT, INC.**		A. Carrier Phone # **(828) 396-2304**
7. Carrier		D. Carrier Phone
9. Consignee Name & Address **STAT, INC. 2550 Hickory Blvd. Lenoir, NC 28645**		F. Consignee Phone **(828) 396-2304**

HM	11. Base Description	12. Containers No.	12. Containers Type	13. Total Quantity	14. Unit Wt/Vol
	a.		T	230	7
	b.				
	c.				
	d.				

G. Additional Descriptions for Materials Listed Above

USE DOT GUIDE # 128

15. Special Handling Instructions and Additional Information

16. Shipper: I hereby certify that the contents of this shipment are fully and accurately described and are in all respects in proper condition for transport

Printed/Typed Name	Signature	Date Month	Day	Year

17. Carrier Acknowledgement of Receipt of Materials

Printed/Typed Name	Signature	Date Month	Day	Year

18. Carrier Acknowledgement of Receipt of Materials

Printed/Typed Name	Signature	Date Month	Day	Year

19. Discrepancy Indication Space

20. Consignee

Printed/Typed Name	Signature	Date Month

BILL OF LADING

	1. 24 Hour Emergency # STAT, INC. 800-627-1451	2. BOL # 8753
3. Shipper Name & Address CPL Site 14108 Huntersville-Concord Rd Huntersville NC	FIBER INDUSTRIES LLC 1000 E McIVER ROAD Darlington, SC 29532	4. Shipper's Phone (843) 591-1564
5. Carrier STAT, INC.		A. Carrier Phone # (828) 396-2304
7. Carrier		D. Carrier Phone
9. Consignee Name & Address STAT, INC. 2550 Hickory Blvd. Lenoir, NC 28645		F. Consignee Phone (828) 396-2304

HM	11. Base Description	12. Containers No.	Type	13. Total Quantity	14. Unit Wt/Vol
X	a. UN1993 Flammable liquid [illegible]	001	FT	5500	G
	b.				
	c.				
	d.				

G. Additional Descriptions for Materials Listed Above

USE DOT GUIDE # 128

15. Special Handling Instructions and Additional Information

16. Shipper: I hereby certify that the contents of this shipment are fully and accurately described and are in all respects in proper condition for transport

Printed/Typed Name	Signature	Date Month Day Year
Jack Lewis	[signature]	8 16 20

17. Carrier Acknowledgement of Receipt of Materials

Printed/Typed Name	Signature	Date Month Day Year
Luther L Kelly	[signature]	08 16 20

18. Carrier Acknowledgement of Receipt of Materials

Printed/Typed Name	Signature	Date Month Day Year

19. Discrepancy Indication Space

20. Consignee

Printed/Typed Name	Signature	Date Month Day Year

#3

BILL OF LADING

	1. 24 Hour Emergency # STAT, INC. 800-627-1451	2. BOL # [illegible]
3. Shipper Name & Address CPL Site [illegible] Hartsville [illegible] Hartsville NC		4. Shipper's Phone
5. Carrier STAT, INC.		A. Carrier Phone # (828) 396-2304
7. Carrier		D. Carrier Phone
9. Consignee Name & Address STAT, INC. 2550 Hickory Blvd. Lenoir, NC 28645		F. Consignee Phone (828) 396-2304

HM	11. Base Description	12. Containers No.	Type	13. Total Quantity	14. Unit Wt/Vol
	a. UN 1993 Flammable Liquid	[illegible]	[illegible]	5178	G
	b. PG III 3				
	c.				
	d.				

G. Additional Descriptions for Materials Listed Above

USE DOT GUIDE # 128

15. Special Handling Instructions and Additional Information

16. Shipper: I hereby certify that the contents of this shipment are fully and accurately described and are in all respects in proper condition for transport

Printed/Typed Name	Signature	Date Month	Day	Year
[illegible]	[signature]			

17. Carrier Acknowledgement of Receipt of Materials

Printed/Typed Name	Signature	Date Month	Day	Year
Richard Hoyle	Richard Hoyle	08	16	2020

18. Carrier Acknowledgement of Receipt of Materials

Printed/Typed Name	Signature	Date Month	Day	Year

19. Discrepancy Indication Space

20. Consignee

Printed/Typed Name	Signature	Date Month	Day	Year

BILL OF LADING

	1. 24 Hour Emergency # **STAT, INC. 800-627-1451**	2. BOL # 12177
3. Shipper Name & Address [illegible]		4. Shipper's Phone
5. Carrier **STAT, INC.**		A. Carrier Phone # **(828) 396-2304**
7. Carrier		D. Carrier Phone
9. Consignee Name & Address **STAT, INC. 2550 Hickory Blvd. Lenoir, NC 28645**		F. Consignee Phone **(828) 396-2304**

HM	11. Base Description	12. Containers No.	12. Containers Type	13. Total Quantity	14. Unit Wt/Vol
	a. UN1993, Petroleum [illegible], PGIII			5500	
	b.				
	c.				
	d.				

G. Additional Descriptions for Materials Listed Above

USE DOT GUIDE # 128

15. Special Handling Instructions and Additional Information

16. Shipper: I hereby certify that the contents of this shipment are fully and accurately described and are in all respects in proper condition for transport

Printed/Typed Name	Signature	Date Month	Day	Year
[illegible]	[signature]	7	16	20

17. Carrier Acknowledgement of Receipt of Materials

Printed/Typed Name	Signature	Date Month	Day	Year
Luther L Hall	[signature]	8	16	20

18. Carrier Acknowledgement of Receipt of Materials

Printed/Typed Name	Signature	Date Month	Day	Year

19. Discrepancy Indication Space

20. Consignee

Printed/Typed Name	Signature	Date Month	Day	Year

BILL OF LADING

	1. 24 Hour Emergency # **STAT, INC. 800-627-1451**	2. BOL #
3. Shipper Name & Address		4. Shipper's Phone
5. Carrier **STAT, INC.**		A. Carrier Phone # **(828) 396-2304**
7. Carrier		D. Carrier Phone
9. Consignee Name & Address **STAT, INC. 2550 Hickory Blvd. Lenoir, NC 28645**		F. Consignee Phone **(828) 396-2304**

HM	11. Base Description	12. Containers No.	12. Containers Type	13. Total Quantity	14. Unit Wt/Vol
	a.				
	b.				
	c.				
	d.				

G. Additional Descriptions for Materials Listed Above

USE DOT GUIDE # 174

15. Special Handling Instructions and Additional Information

400 TT

16. Shipper: I hereby certify that the contents of this shipment are fully and accurately described and are in all respects in proper condition for transport

Printed/Typed Name	Signature	Date (Month Day Year)

17. Carrier Acknowledgement of Receipt of Materials

Printed/Typed Name	Signature	Date (Month Day Year)

18. Carrier Acknowledgement of Receipt of Materials

Printed/Typed Name	Signature	Date (Month Day Year)

19. Discrepancy Indication Space

20. Consignee

Printed/Typed Name	Signature	Date (Month Day Year)

BILL OF LADING

	1. 24 Hour Emergency # **STAT, INC. 800-627-1451**	2. BOL #
3. Shipper Name & Address		4. Shipper's Phone
5. Carrier **STAT, INC.**		A. Carrier Phone # **(828) 396-2304**
7. Carrier		D. Carrier Phone
9. Consignee Name & Address **STAT, INC. 2550 Hickory Blvd. Lenoir, NC 28645**		F. Consignee Phone **(828) 396-2304**

HM	11. Base Description	12. Containers No.	12. Containers Type	13. Total Quantity	14. Unit Wt/Vol
	a.		TT	5010	8.7
	b.				
	c.				
	d.				

G. Additional Descriptions for Materials Listed Above	
USE DOT GUIDE # 171	

15. Special Handling Instructions and Additional Information

3ft product
2ft water

16. Shipper: I hereby certify that the contents of this shipment are fully and accurately described and are in all respects in proper condition for transport

Printed/Typed Name	Signature	Date Month	Day	Year
[illegible]	[signature]	10		20

17. Carrier Acknowledgement of Receipt of Materials

Printed/Typed Name	Signature	Date Month	Day	Year
Tim Killian	[signature]	10		20

18. Carrier Acknowledgement of Receipt of Materials

Printed/Typed Name	Signature	Date Month	Day	Year

19. Discrepancy Indication Space

20. Consignee

Printed/Typed Name	Signature	Date Month	Day	Year

BILL OF LADING

	1. 24 Hour Emergency # **STAT, INC. 800-627-1451**	2. BOL #
3. Shipper Name & Address		4. Shipper's Phone
5. Carrier **STAT, INC.**		A. Carrier Phone # **(828) 396-2304**
7. Carrier		D. Carrier Phone
9. Consignee Name & Address **STAT, INC. 2550 Hickory Blvd. Lenoir, NC 28645**		F. Consignee Phone **(828) 396-2304**

HM	11. Base Description	12. Containers No.	12. Containers Type	13. Total Quantity	14. Unit Wt/Vol
	a.		T	4750	7
	b.				
	c.				
	d.				

G. Additional Descriptions for Materials Listed Above

USE DOT GUIDE # _____

15. Special Handling Instructions and Additional Information

16. Shipper: I hereby certify that the contents of this shipment are fully and accurately described and are in all respects in proper condition for transport

Printed/Typed Name	Signature	Date Month	Day	Year

17. Carrier Acknowledgement of Receipt of Materials

Printed/Typed Name	Signature	Date Month	Day	Year

18. Carrier Acknowledgement of Receipt of Materials

Printed/Typed Name	Signature	Date Month	Day	Year

19. Discrepancy Indication Space

20. Consignee

Printed/Typed Name	Signature	Date Month	Day	Year

BILL OF LADING

	1. 24 Hour Emergency # **STAT, INC. 800-627-1451**	2. BOL #
3. Shipper Name & Address **FIBER INDUSTRIES LLC 1000 E McIVER ROAD Darlington, SC 29532**		4. Shipper's Phone **(843) 591-1564**
5. Carrier **STAT, INC.**		A. Carrier Phone # **(828) 396-2304**
7. Carrier		D. Carrier Phone
9. Consignee Name & Address **STAT, INC. 2550 Hickory Blvd. Lenoir, NC 28645**		F. Consignee Phone **(828) 396-2304**

HM	11. Base Description	12. Containers No.	12. Containers Type	13. Total Quantity	14. Unit Wt/Vol
X	a.	01	FT	4500	6
	b.				
	c.				
	d.				

G. Additional Descriptions for Materials Listed Above

USE DOT GUIDE # 128

15. Special Handling Instructions and Additional Information

16. Shipper: I hereby certify that the contents of this shipment are fully and accurately described and are in all respects in proper condition for transport

CHRIS TAIBER

Printed/Typed Name	Signature	Date Month	Day	Year
CHRIS TAIBER		8	16	2020

17. Carrier Acknowledgement of Receipt of Materials

Printed/Typed Name	Signature	Date Month	Day	Year
Richard Hainler	Richard Hainler	08	16	2020

18. Carrier Acknowledgement of Receipt of Materials

Printed/Typed Name	Signature	Date Month	Day	Year

19. Discrepancy Indication Space

20. Consignee

Printed/Typed Name	Signature	Date Month	Day	Year

BILL OF LADING

	1. 24 Hour Emergency # **STAT, INC. 800-627-1451**	2. BOL #
3. Shipper Name & Address: CPL Site 1413 Huntersville Concord Rd Huntersville NC		4. Shipper's Phone
5. Carrier **STAT, INC.**		A. Carrier Phone # **(828) 396-2304**
7. Carrier		D. Carrier Phone
9. Consignee Name & Address: **STAT, INC. 2550 Hickory Blvd. Lenoir, NC 28645**		F. Consignee Phone **(828) 396-2304**

HM	11. Base Description	12. Containers No.	12. Containers Type	13. Total Quantity	14. Unit Wt/Vol
	a. UN 1993 Flammable Liquid	001	TT	4500	G
	b. PG III				
	c.				
	d.				

G. Additional Descriptions for Materials Listed Above

USE DOT GUIDE # 128

15. Special Handling Instructions and Additional Information

16. Shipper: I hereby certify that the contents of this shipment are fully and accurately described and are in all respects in proper condition for transport

Printed/Typed Name	Signature	Date Month	Day	Year
[illegible]	[illegible]	5	16	22

17. Carrier Acknowledgement of Receipt of Materials

Printed/Typed Name	Signature	Date Month	Day	Year
Richard C Hinkle	Richard Hinkle	05	16	2022

18. Carrier Acknowledgement of Receipt of Materials

Printed/Typed Name	Signature	Date Month	Day	Year

19. Discrepancy Indication Space

20. Consignee

Printed/Typed Name	Signature	Date Month	Day	Year

BILL OF LADING

	1. 24 Hour Emergency # **STAT, INC. 800-627-1451**	2. BOL # 8667
3. Shipper Name & Address 14108 Huntersville-Concord Rd Huntersville NC **FIBER INDUSTRIES LLC 1000 E McIVER ROAD Darlington, SC 29532**		4. Shipper's Phone **(843) 591-1564**
5. Carrier **STAT, INC.**		A. Carrier Phone # **(828) 396-2304**
7. Carrier		D. Carrier Phone
9. Consignee Name & Address **STAT, INC. 2550 Hickory Blvd. Lenoir, NC 28645**		F. Consignee Phone **(828) 396-2304**

HM	11. Base Description	12. Containers No.	12. Containers Type	13. Total Quantity	14. Unit Wt/Vol
X	a. UN 1993 Flammable liquid PG II 3, Petroleum Product	001	TT	4500	G
	b.				
	c.				
	d.				

G. Additional Descriptions for Materials Listed Above

USE DOT GUIDE # 128

15. Special Handling Instructions and Additional Information

TT # 4

16. Shipper: I hereby certify that the contents of this shipment are fully and accurately described and are in all respects in proper condition for transport

Printed/Typed Name	Signature	Date Month	Day	Year

17. Carrier Acknowledgement of Receipt of Materials

Printed/Typed Name	Signature	Date Month	Day	Year
K. Isreal Tollett		8	17	22

18. Carrier Acknowledgement of Receipt of Materials

Printed/Typed Name	Signature	Date Month	Day	Year

19. Discrepancy Indication Space

20. Consignee

Printed/Typed Name	Signature	Date Month	Day	Year

BILL OF LADING

	1. 24 Hour Emergency # **STAT, INC. 800-627-1451**	2. BOL #
3. Shipper Name & Address **SGL CARBON 307 Jamestown Rd. Morganton, NC 28655**		4. Shipper's Phone **(828) 437-3221**
5. Carrier **STAT, INC.**		A. Carrier Phone # **(828) 396-2304**
7. Carrier		D. Carrier Phone
9. Consignee Name & Address **STAT, INC. 2550 Hickory Blvd. Lenoir, NC 28645**		F. Consignee Phone **(828) 396-2304**

HM	11. Base Description	12. Containers No.	12. Containers Type	13. Total Quantity	14. Unit Wt/Vol
	a.				
	b.				
	c.				
	d.				

G. Additional Descriptions for Materials Listed Above

USE DOT GUIDE # _____

15. Special Handling Instructions and Additional Information

16. Shipper: I hereby certify that the contents of this shipment are fully and accurately described and are in all respects in proper condition for transport

Printed/Typed Name	Signature	Date Month	Day	Year

17. Carrier Acknowledgement of Receipt of Materials

Printed/Typed Name	Signature	Date Month	Day	Year

18. Carrier Acknowledgement of Receipt of Materials

Printed/Typed Name	Signature	Date Month	Day	Year

19. Discrepancy Indication Space

20. Consignee

Printed/Typed Name	Signature	Date Month	Day	Year

BILL OF LADING

	1. 24 Hour Emergency # **STAT, INC. 800-627-1451**	2. BOL #
3. Shipper Name & Address		4. Shipper's Phone
5. Carrier **STAT, INC.**		A. Carrier Phone # **(828) 396-2304**
7. Carrier		D. Carrier Phone
9. Consignee Name & Address **STAT, INC. 2550 Hickory Blvd. Lenoir, NC 28645**		F. Consignee Phone **(828) 396-2304**

HM	11. Base Description	12. Containers No.	12. Containers Type	13. Total Quantity	14. Unit Wt/Vol
X	a.			7345	
	b.				
	c.				
	d.				

G. Additional Descriptions for Materials Listed Above

USE DOT GUIDE # 128

15. Special Handling Instructions and Additional Information

fill pocket

16. Shipper: I hereby certify that the contents of this shipment are fully and accurately described and are in all respects in proper condition for transport

Printed/Typed Name	Signature	Date Month	Day	Year
		7	17	20

17. Carrier Acknowledgement of Receipt of Materials

Printed/Typed Name	Signature	Date Month	Day	Year
Tim Killen	Tim Killen	7	17	20

18. Carrier Acknowledgement of Receipt of Materials

Printed/Typed Name	Signature	Date Month	Day	Year

19. Discrepancy Indication Space

20. Consignee

Printed/Typed Name	Signature	Date Month	Day	Year

BILL OF LADING

	1. 24 Hour Emergency # **STAT, INC. 800-627-1451**	2. BOL #
3. Shipper Name & Address		4. Shipper's Phone
5. Carrier **STAT, INC.**		A. Carrier Phone # **(828) 396-2304**
7. Carrier		D. Carrier Phone
9. Consignee Name & Address **STAT, INC. 2550 Hickory Blvd. Lenoir, NC 28645**		F. Consignee Phone **(828) 396-2304**

HM	11. Base Description	12. Containers No.	12. Containers Type	13. Total Quantity	14. Unit Wt/Vol
	a.	1	T	3230	G
	b.				
	c.				
	d.				

G. Additional Descriptions for Materials Listed Above

USE DOT GUIDE # 172

15. Special Handling Instructions and Additional Information

16. Shipper: I hereby certify that the contents of this shipment are fully and accurately described and are in all respects in proper condition for transport

Printed/Typed Name	Signature	Date Month	Day	Year
		4	[illegible]	20

17. Carrier Acknowledgement of Receipt of Materials

Printed/Typed Name	Signature	Date Month	Day	Year
Gerry D. Biskup Jr		4	17	20

18. Carrier Acknowledgement of Receipt of Materials

Printed/Typed Name	Signature	Date Month	Day	Year

19. Discrepancy Indication Space

20. Consignee

Printed/Typed Name	Signature	Date Month	Day	Year

Leak Site to STAT

BILL OF LADING

	1. 24 Hour Emergency # STAT, INC. 800-627-1451	2. BOL # 05179
3. Shipper Name & Address [illegible] Pipeline [illegible] Concord Road [illegible]		4. Shipper's Phone
5. Carrier STAT, INC.		A. Carrier Phone # (828) 396-2304
7. Carrier		D. Carrier Phone
9. Consignee Name & Address STAT, INC. 2550 Hickory Blvd. Lenoir, NC 28645		F. Consignee Phone (828) 396-2304

HM	11. Base Description	12. Containers No.	Type	13. Total Quantity	14. Unit Wt/Vol
	a. [illegible]	1	TT	5960	G
	b.				
	c.				
	d.				

G. Additional Descriptions for Materials Listed Above

USE DOT GUIDE # _____

15. Special Handling Instructions and Additional Information

16. Shipper: I hereby certify that the contents of this shipment are fully and accurately described and are in all respects in proper condition for transport

Printed/Typed Name	Signature	Date Month Day Year
[illegible]	[illegible]	

17. Carrier Acknowledgement of Receipt of Materials

Printed/Typed Name	Signature	Date Month Day Year
Richard Hoyle	Richard Hoyle	04/18/2020

18. Carrier Acknowledgement of Receipt of Materials

Printed/Typed Name	Signature	Date Month Day Year

19. Discrepancy Indication Space

20. Consignee

Printed/Typed Name	Signature	Date Month Day Year

BILL OF LADING

	1. 24 Hour Emergency # **STAT, INC.** **800-627-1451**	2. BOL # 09556
3. Shipper Name & Address CPC 14108 Huntersville Concord Rd Huntersville NC 28278		4. Shipper's Phone
5. Carrier **STAT, INC.**		A. Carrier Phone # **(828) 396-2304**
7. Carrier		D. Carrier Phone
9. Consignee Name & Address **STAT, INC.** **2550 Hickory Blvd.** **Lenoir, NC 28645**		F. Consignee Phone **(828) 396-2304**

HM	11. Base Description	12. Containers No.	Type	13. Total Quantity	14. Unit Wt/Vol
X	a. UN1993 (Flammable liquid) N053 (Contains less than 10% GOS + water) PG III	001	DT	5691	G
	b.				
	c.				
	d.				

G. Additional Descriptions for Materials Listed Above

USE DOT GUIDE # 128

15. Special Handling Instructions and Additional Information

16. Shipper: I hereby certify that the contents of this shipment are fully and accurately described and are in all respects in proper condition for transport

Printed/Typed Name	Signature	Date Month	Day	Year
Chad Sparks	[signature]	10	23	20

17. Carrier Acknowledgement of Receipt of Materials

Printed/Typed Name	Signature	Date Month	Day	Year
Charles Wilson	Charles Wilson	10	23	20

18. Carrier Acknowledgement of Receipt of Materials

Printed/Typed Name	Signature	Date Month	Day	Year

19. Discrepancy Indication Space

20. Consignee

Printed/Typed Name	Signature	Date Month	Day	Year

BILL OF LADING

	1. 24 Hour Emergency # **STAT, INC.**	2. BOL # 0023
3. Shipper Name & Address CPL 14108 HUNTERSVILLE - CONCORD RD HUNTERSVILLE, NC 28278		4. Shipper's Phone
5. Carrier **STAT, INC.**		A. Carrier Phone #
7. Carrier		D. Carrier Phone
9. Consignee Name & Address STAT, INC 2550 Hickory Blvd Lenoir NC 28645		F. Consignee Phone

HM	11. Base Description	12. Containers No.	12. Containers Type	13. Total Quantity	14. Unit Wt/Vol
X	a. UN 1993, FLAMMABLE LIQUID NOS, 3, Contains GAS + water less than 10%, PGIII	001	TT	2649	G
	b.				
	c.				
	d.				

G. Additional Descriptions for Materials Listed Above

USE DOT GUIDE # 128

15. Special Handling Instructions and Additional Information

16. Shipper: I hereby certify that the contents of this shipment are fully and accurately described and are in all respects in proper condition for transport

Printed/Typed Name	Signature	Date Month	Day	Year
Chad Sparks		10	23	20

17. Carrier Acknowledgement of Receipt of Materials

Printed/Typed Name	Signature	Date Month	Day	Year
Charles Wilcox		10	23	20

18. Carrier Acknowledgement of Receipt of Materials

Printed/Typed Name	Signature	Date Month	Day	Year

19. Discrepancy Indication Space

20. Consignee

Printed/Typed Name	Signature	Date Month	Day	Year

BILL OF LADING

	1. 24 Hour Emergency # **STAT, INC.**	2. BOL # 0204
3. Shipper Name & Address CPL 14108 Huntersville-Concord Rd. Huntersville, NC 28278		4. Shipper's Phone
5. Carrier **STAT, INC.**		A. Carrier Phone # 828-396-2304
7. Carrier		D. Carrier Phone
9. Consignee Name & Address STAT Inc. 2550 Hickory BLVD Lenoir, NC 28645		F. Consignee Phone 828-396-2304

HM	11. Base Description	12. Containers No.	12. Containers Type	13. Total Quantity	14. Unit Wt/Vol
X	a. UN1993, Flammable Liquids, NOS, 3, (contains Gas & Water less than 10%), PG III	001	TT	5606	G
	b.				
	c.				
	d.				

G. Additional Descriptions for Materials Listed Above

USE DOT GUIDE # _____

15. Special Handling Instructions and Additional Information

16. Shipper: I hereby certify that the contents of this shipment are fully and accurately described and are in all respects in proper condition for transport

Printed/Typed Name	Signature	Date Month	Day	Year
[illegible]	[signature]	10	22	20

17. Carrier Acknowledgement of Receipt of Materials

Printed/Typed Name	Signature	Date Month	Day	Year
Charles Wilcox	[signature]	10	22	20

18. Carrier Acknowledgement of Receipt of Materials

Printed/Typed Name	Signature	Date Month	Day	Year

19. Discrepancy Indication Space

20. Consignee

Printed/Typed Name	Signature	Date Month	Day	Year

BILL OF LADING

	1. 24 Hour Emergency # **STAT, INC. 800-627-1451**	2. BOL # 09595
3. Shipper Name & Address CPL 14108 Huntersville-Concord Rd. Huntersville, NC 28278		4. Shipper's Phone
5. Carrier **STAT, INC.**		A. Carrier Phone # **(828) 396-2304**
7. Carrier		D. Carrier Phone
9. Consignee Name & Address **STAT, INC. 2550 Hickory Blvd. Lenoir, NC 28645**		F. Consignee Phone **(828) 396-2304**

HM	11. Base Description	12. Containers No.	12. Containers Type	13. Total Quantity	14. Unit Wt/Vol
X	a. UN 1993, Flammable Liquid, N.O.S., 3, (Contains Gas & Water less than 10%, PG III	001	TT	5423	G
	b.				
	c.				
	d.				

G. Additional Descriptions for Materials Listed Above

USE DOT GUIDE # 128

15. Special Handling Instructions and Additional Information

16. Shipper: I hereby certify that the contents of this shipment are fully and accurately described and are in all respects in proper condition for transport

Printed/Typed Name	Signature	Date Month	Day	Year
Chad Cole for CPL		10	22	20

17. Carrier Acknowledgement of Receipt of Materials

Printed/Typed Name	Signature	Date Month	Day	Year
Charles Wilcox		10	22	20

18. Carrier Acknowledgement of Receipt of Materials

Printed/Typed Name	Signature	Date Month	Day	Year

19. Discrepancy Indication Space

20. Consignee

Printed/Typed Name	Signature	Date Month	Day	Year

BILL OF LADING

	1. 24 Hour Emergency # STAT, INC. 800-627-1451	2. BOL # 015510
3. Shipper Name & Address CPL 14108 Huntersville - Concord Rd Huntersville NC		4. Shipper's Phone
5. Carrier STAT, INC.		A. Carrier Phone # (828) 396-2304
7. Carrier		D. Carrier Phone
9. Consignee Name & Address HERITAGE - CRYSTAL CLEAN 2115 Speedrail Court Concord, NC 28025 STAT Inc. 2550 Hickory Blvd. Lenoir, NC 28645		F. Consignee Phone (704) 455-1333 (828) 396-2304

HM	11. Base Description	12. Containers No.	Type	13. Total Quantity	14. Unit Wt/Vol
x	a. UN 1993 Flammable liquid NOS 3 (contains gas + water less than 100) PG III	001	II	5493	G
	b.				
	c.				
	d.				

G. Additional Descriptions for Materials Listed Above

USE DOT GUIDE # 128

15. Special Handling Instructions and Additional Information

16. Shipper: I hereby certify that the contents of this shipment are fully and accurately described and are in all respects in proper condition for transport

Printed/Typed Name	Signature	Date Month	Day	Year
Chad Sparks	[signature]	10	20	20

17. Carrier Acknowledgement of Receipt of Materials

Printed/Typed Name	Signature	Date Month	Day	Year
Charles Wilcox	[signature]	10	20	20

18. Carrier Acknowledgement of Receipt of Materials

Printed/Typed Name	Signature	Date Month	Day	Year

19. Discrepancy Indication Space

20. Consignee

Printed/Typed Name	Signature	Date Month	Day	Year

BILL OF LADING

	1. 24 Hour Emergency # STAT, INC. 800-627-1451	2. BOL # 015506
3. Shipper Name & Address CPL 14108 Hunter Sville - Concord Rd Hunterville NC		4. Shipper's Phone
5. Carrier STAT, INC.		A. Carrier Phone # (828) 396-2304
7. Carrier		D. Carrier Phone
9. Consignee Name & Address STAT 8550 Hickory Blvd SW, Lenoir, NC ~~HERITAGE - CRYSTAL CLEAN 2115 Speedrail Court Concord, NC 28025~~		F. Consignee Phone (704) 455-1333

HM	11. Base Description	12. Containers No.	12. Containers Type	13. Total Quantity	14. Unit Wt/Vol
x	a. UN 1993 Flammable liquid, NOS3 (contains gas + water less than 10%) PGIII		TT	5,562	gallons
	b.				
	c.				
	d.				

G. Additional Descriptions for Materials Listed Above

USE DOT GUIDE # _____

15. Special Handling Instructions and Additional Information

16. Shipper: I hereby certify that the contents of this shipment are fully and accurately described and are in all respects in proper condition for transport

Printed/Typed Name	Signature	Date Month	Day	Year
Chad Sparks per CPL	[signature]	10	20	20

17. Carrier Acknowledgement of Receipt of Materials

Printed/Typed Name	Signature	Date Month	Day	Year
Charles Wilcox	[signature]	10	20	20

18. Carrier Acknowledgement of Receipt of Materials

Printed/Typed Name	Signature	Date Month	Day	Year

19. Discrepancy Indication Space

20. Consignee

Printed/Typed Name	Signature	Date Month	Day	Year

BILL OF LADING

	1. 24 Hour Emergency # **STAT, INC. 800-627-1451**	2. BOL # 09594
3. Shipper Name & Address CR 1408 Huntersville Concord Rd Huntersville NC		4. Shipper's Phone
5. Carrier **STAT, INC.**		A. Carrier Phone # **(828) 396-2304**
7. Carrier		D. Carrier Phone
9. Consignee Name & Address **STAT, INC. 2550 Hickory Blvd. Lenoir, NC 28645**		F. Consignee Phone **(828) 396-2304**

HM	11. Base Description	12. Containers No.	12. Containers Type	13. Total Quantity	14. Unit Wt/Vol
✓	a. UN1993 Flammable liquid NOS (contains less than 10% water) PG III	001	TT	5123	G
	b.				
	c.				
	d.				

G. Additional Descriptions for Materials Listed Above

USE DOT GUIDE # 128

15. Special Handling Instructions and Additional Information

16. Shipper: I hereby certify that the contents of this shipment are fully and accurately described and are in all respects in proper condition for transport

Printed/Typed Name	Signature	Date Month	Day	Year
Chad [illegible]	[signature]	10	16	20

17. Carrier Acknowledgement of Receipt of Materials

Printed/Typed Name	Signature	Date Month	Day	Year
Charles Wilcox	Charles Wilcox	10	16	20

18. Carrier Acknowledgement of Receipt of Materials

Printed/Typed Name	Signature	Date Month	Day	Year

19. Discrepancy Indication Space

20. Consignee

Printed/Typed Name	Signature	Date Month	Day	Year

BILL OF LADING

	1. 24 Hour Emergency # **STAT, INC. 800-627-1451**	2. BOL # 09593
3. Shipper Name & Address CPL 14109 Huntersville Concord Rd Huntersville NC 28078		4. Shipper's Phone
5. Carrier **STAT, INC.**		A. Carrier Phone # **(828) 396-2304**
7. Carrier		D. Carrier Phone
9. Consignee Name & Address **STAT, INC. 2550 Hickory Blvd. Lenoir, NC 28645**		F. Consignee Phone **(828) 396-2304**

HM	11. Base Description	12. Containers No.	12. Containers Type	13. Total Quantity	14. Unit Wt/Vol
x	a. UN1993 Flammable liquid NO3 (contains gas + liquid less than 6%) PG III	001	TT	5493	G
	b.				
	c.				
	d.				

G. Additional Descriptions for Materials Listed Above

USE DOT GUIDE # 128

15. Special Handling Instructions and Additional Information

16. Shipper: I hereby certify that the contents of this shipment are fully and accurately described and are in all respects in proper condition for transport

Printed/Typed Name	Signature	Date Month	Day	Year
Chad Sprik	[signature]	10	16	20

17. Carrier Acknowledgement of Receipt of Materials

Printed/Typed Name	Signature	Date Month	Day	Year
Charles Wilcox	Charles Wilcox	10	16	20

18. Carrier Acknowledgement of Receipt of Materials

Printed/Typed Name	Signature	Date Month	Day	Year

19. Discrepancy Indication Space

20. Consignee

Printed/Typed Name	Signature	Date Month	Day	Year

BILL OF LADING

	1. 24 Hour Emergency # **STAT, INC. 800-627-1451**	2. BOL # 09592
3. Shipper Name & Address CPC 14108 Huntersville Concord Rd Huntersville NC 28278		4. Shipper's Phone
5. Carrier **STAT, INC.**		A. Carrier Phone # **(828) 396-2304**
7. Carrier		D. Carrier Phone
9. Consignee Name & Address **STAT, INC.** **2550 Hickory Blvd.** **Lenoir, NC 28645**		F. Consignee Phone **(828) 396-2304**

HM	11. Base Description	12. Containers No.	12. Containers Type	13. Total Quantity	14. Unit Wt/Vol
X	a. UN 1993 Flammable liquid NOS (contains gas + water less than 10%) PG III	001	TT	5606	G
	b.				
	c.				
	d.				

G. Additional Descriptions for Materials Listed Above

USE DOT GUIDE # 128

15. Special Handling Instructions and Additional Information

16. Shipper: I hereby certify that the contents of this shipment are fully and accurately described and are in all respects in proper condition for transport

Printed/Typed Name	Signature	Date Month	Day	Year
Chad Sparks		10	15	20

17. Carrier Acknowledgement of Receipt of Materials

Printed/Typed Name	Signature	Date Month	Day	Year
Charles Wilcox	Charles Wilcox	10	15	20

18. Carrier Acknowledgement of Receipt of Materials

Printed/Typed Name	Signature	Date Month	Day	Year

19. Discrepancy Indication Space

20. Consignee

Printed/Typed Name	Signature	Date Month	Day	Year

BILL OF LADING

	1. 24 Hour Emergency # **STAT, INC. 800-627-1451**	2. BOL # 05591
3. Shipper Name & Address 14108 Huntersville - Concord Rd Huntersville NC 28078		4. Shipper's Phone
5. Carrier **STAT, INC.**		A. Carrier Phone # **(828) 396-2304**
7. Carrier		D. Carrier Phone
9. Consignee Name & Address **STAT, INC. 2550 Hickory Blvd. Lenoir, NC 28645**		F. Consignee Phone **(828) 396-2304**

HM	11. Base Description	12. Containers No.	Type	13. Total Quantity	14. Unit Wt/Vol
x	a. UN1993 Flammable liquid NO3 (contains gas & water less than 1081 PG III	001	TT	5628	G
	b.				
	c.				
	d.				

G. Additional Descriptions for Materials Listed Above

USE DOT GUIDE # 128

15. Special Handling Instructions and Additional Information

16. Shipper: I hereby certify that the contents of this shipment are fully and accurately described and are in all respects in proper condition for transport

Printed/Typed Name	Signature	Date Month	Day	Year
[illegible]	[signature]	10	13	20

17. Carrier Acknowledgement of Receipt of Materials

Printed/Typed Name	Signature	Date Month	Day	Year
Charles Wilcox	[signature]	10	13	20

18. Carrier Acknowledgement of Receipt of Materials

Printed/Typed Name	Signature	Date Month	Day	Year

19. Discrepancy Indication Space

20. Consignee

Printed/Typed Name	Signature	Date Month	Day	Year

BILL OF LADING

	1. 24 Hour Emergency # **STAT, INC. 800-627-1451**	2. BOL # 09590
3. Shipper Name & Address CIC 14108 Huntersville-Concord Rd Huntersville NC 28078		4. Shipper's Phone
5. Carrier **STAT, INC.**		A. Carrier Phone # **(828) 396-2304**
7. Carrier		D. Carrier Phone
9. Consignee Name & Address **STAT, INC. 2550 Hickory Blvd. Lenoir, NC 28645**		F. Consignee Phone **(828) 396-2304**

HM	11. Base Description	12. Containers No.	12. Containers Type	13. Total Quantity	14. Unit Wt/Vol
X	a. UN1993 Flammable liquid NOS (carbon disulfide) PG III	001	TT	5649	G
	b.				
	c.				
	d.				

G. Additional Descriptions for Materials Listed Above

USE DOT GUIDE # 128

15. Special Handling Instructions and Additional Information

16. Shipper: I hereby certify that the contents of this shipment are fully and accurately described and are in all respects in proper condition for transport

Printed/Typed Name	Signature	Date Month	Day	Year
Chad Scott		10	12	20

17. Carrier Acknowledgement of Receipt of Materials

Printed/Typed Name	Signature	Date Month	Day	Year
Charles Whitener		10	12	20

18. Carrier Acknowledgement of Receipt of Materials

Printed/Typed Name	Signature	Date Month	Day	Year

19. Discrepancy Indication Space

20. Consignee

Printed/Typed Name	Signature	Date Month	Day	Year

BILL OF LADING

	1. 24 Hour Emergency # **STAT, INC. 800-627-1451**	2. BOL # 09578
3. Shipper Name & Address CPL 14108 Huntersville Concord Rd Huntersville NC 28078		4. Shipper's Phone
5. Carrier **STAT, INC.**		A. Carrier Phone # **(828) 396-2304**
7. Carrier		D. Carrier Phone
9. Consignee Name & Address **STAT, INC. 2550 Hickory Blvd. Lenoir, NC 28645**		F. Consignee Phone **(828) 396-2304**

HM	11. Base Description	12. Containers No.	Type	13. Total Quantity	14. Unit Wt/Vol
X	a. UN1993 Flammable liquid NO3 (contains gas + water 1% than 10%) PG III	001	TT	5516	G
	b.				
	c.				
	d.				

G. Additional Descriptions for Materials Listed Above

USE DOT GUIDE # 128

15. Special Handling Instructions and Additional Information

16. Shipper: I hereby certify that the contents of this shipment are fully and accurately described and are in all respects in proper condition for transport

Printed/Typed Name	Signature	Date Month	Day	Year
Chad Sparks	[signature]	10	12	20

17. Carrier Acknowledgement of Receipt of Materials

Printed/Typed Name	Signature	Date Month	Day	Year
Charles Wilcox	[signature]	10	12	20

18. Carrier Acknowledgement of Receipt of Materials

Printed/Typed Name	Signature	Date Month	Day	Year

19. Discrepancy Indication Space

20. Consignee

Printed/Typed Name	Signature	Date Month	Day	Year

BILL OF LADING

	1. 24 Hour Emergency # **STAT, INC. 800-627-1451**	2. BOL # 09584
3. Shipper Name & Address CPL 1-1108 Hunterville Concord [illegible] NC		4. Shipper's Phone
5. Carrier **STAT, INC.**		A. Carrier Phone # **(828) 396-2304**
7. Carrier		D. Carrier Phone
9. Consignee Name & Address **STAT, INC. 2550 Hickory Blvd. Lenoir, NC 28645**		F. Consignee Phone **(828) 396-2304**

HM	11. Base Description	12. Containers No.	12. Containers Type	13. Total Quantity	14. Unit Wt/Vol
x	a. UN1993 Flammable liquid 1003 (contains gas & water, [illegible] 104) PG III	001	TT	5016	G
	b.				
	c.				
	d.				

G. Additional Descriptions for Materials Listed Above

USE DOT GUIDE # 128

15. Special Handling Instructions and Additional Information

16. Shipper: I hereby certify that the contents of this shipment are fully and accurately described and are in all respects in proper condition for transport

Printed/Typed Name	Signature	Date Month	Day	Year
Chad Sparks	[signature]	10	9	20

17. Carrier Acknowledgement of Receipt of Materials

Printed/Typed Name	Signature	Date Month	Day	Year
Charles Wilcox	[signature]	10	9	20

18. Carrier Acknowledgement of Receipt of Materials

Printed/Typed Name	Signature	Date Month	Day	Year

19. Discrepancy Indication Space

20. Consignee

Printed/Typed Name	Signature	Date Month	Day	Year

BILL OF LADING

	1. 24 Hour Emergency # **STAT, INC. 800-627-1451**	2. BOL # 09585
3. Shipper Name & Address CPL 14108 Huntersville Concord Rd Huntersville NC		4. Shipper's Phone
5. Carrier **STAT, INC.**		A. Carrier Phone # **(828) 396-2304**
7. Carrier		D. Carrier Phone
9. Consignee Name & Address **STAT, INC.** **2550 Hickory Blvd.** **Lenoir, NC 28645**		F. Consignee Phone **(828) 396-2304**

HM	11. Base Description	12. Containers No.	12. Containers Type	13. Total Quantity	14. Unit Wt/Vol
✓	a. UN1993 Flammable liquid N03 (Contains gas & water less than 10%) PG III	001	TT	5712	G
	b.				
	c.				
	d.				

G. Additional Descriptions for Materials Listed Above

USE DOT GUIDE # 128

15. Special Handling Instructions and Additional Information

16. Shipper: I hereby certify that the contents of this shipment are fully and accurately described and are in all respects in proper condition for transport

Printed/Typed Name	Signature	Date Month	Day	Year
Chad Sarks	[signature]	10	8	20

17. Carrier Acknowledgement of Receipt of Materials

Printed/Typed Name	Signature	Date Month	Day	Year
Charles Wilcox	[signature]	10	08	20

18. Carrier Acknowledgement of Receipt of Materials

Printed/Typed Name	Signature	Date Month	Day	Year

19. Discrepancy Indication Space

20. Consignee

Printed/Typed Name	Signature	Date Month	Day	Year

BILL OF LADING

	1. 24 Hour Emergency # **STAT, INC. 800-627-1451**	2. BOL # 04586
3. Shipper Name & Address CR 14108 Huntersville Concord Rd Huntersville NC		4. Shipper's Phone
5. Carrier **STAT, INC.**		A. Carrier Phone # **(828) 396-2304**
7. Carrier		D. Carrier Phone
9. Consignee Name & Address **STAT, INC. 2550 Hickory Blvd. Lenoir, NC 28645**		F. Consignee Phone **(828) 396-2304**

HM	11. Base Description	12. Containers No.	12. Containers Type	13. Total Quantity	14. Unit Wt/Vol
X	a. UN1993 Flammable liquid NOS (contains gas & water, less than 10%) PG III	001	TT	5,043	G
	b.				
	c.				
	d.				

G. Additional Descriptions for Materials Listed Above

USE DOT GUIDE # 128

15. Special Handling Instructions and Additional Information

16. Shipper: I hereby certify that the contents of this shipment are fully and accurately described and are in all respects in proper condition for transport

Printed/Typed Name	Signature	Date Month	Day	Year
Chad Sparks		10	07	20

17. Carrier Acknowledgement of Receipt of Materials

Printed/Typed Name	Signature	Date Month	Day	Year
Charles Wilcox	Charles Wilcox	10	07	20

18. Carrier Acknowledgement of Receipt of Materials

Printed/Typed Name	Signature	Date Month	Day	Year

19. Discrepancy Indication Space

20. Consignee

Printed/Typed Name	Signature	Date Month	Day	Year

BILL OF LADING

	1. 24 Hour Emergency # **STAT, INC. 800-627-1451**	2. BOL # 09557
3. Shipper Name & Address CPL 14108 Huntersville Concord Rd Huntersville NC		4. Shipper's Phone
5. Carrier **STAT, INC.**		A. Carrier Phone # **(828) 396-2304**
7. Carrier		D. Carrier Phone
9. Consignee Name & Address **STAT, INC. 2550 Hickory Blvd. Lenoir, NC 28645**		F. Consignee Phone **(828) 396-2304**

HM	11. Base Description	12. Containers No.	12. Containers Type	13. Total Quantity	14. Unit Wt/Vol
X	a. UN1993 Flammable liquid NOS (contains NOS + water less than 10%) PGIII	001	TI	5086	G
	b.				
	c.				
	d.				

G. Additional Descriptions for Materials Listed Above

USE DOT GUIDE # 128

15. Special Handling Instructions and Additional Information

16. Shipper: I hereby certify that the contents of this shipment are fully and accurately described and are in all respects in proper condition for transport

Printed/Typed Name	Signature	Date Month	Day	Year
Chad Sparks		10	6	20

17. Carrier Acknowledgement of Receipt of Materials

Printed/Typed Name	Signature	Date Month	Day	Year
DEAN BUMGARNER	Dean Bumgarner	10	6	20

18. Carrier Acknowledgement of Receipt of Materials

Printed/Typed Name	Signature	Date Month	Day	Year

19. Discrepancy Indication Space

20. Consignee

Printed/Typed Name	Signature	Date Month	Day	Year

BILL OF LADING

	1. 24 Hour Emergency # **STAT, INC. 800-627-1451**	2. BOL # 09588
3. Shipper Name & Address ERC 14108 Huntersville Concord Rd Huntersville, NC		4. Shipper's Phone
5. Carrier **STAT, INC.**		A. Carrier Phone # **(828) 396-2304**
7. Carrier		D. Carrier Phone
9. Consignee Name & Address **STAT, INC. 2550 Hickory Blvd. Lenoir, NC 28645**		F. Consignee Phone **(828) 396-2304**

HM	11. Base Description	12. Containers No.	12. Containers Type	13. Total Quantity	14. Unit Wt/Vol
X	a. UN1993 Flammable liquid NOS (contains gasoline, toluene, less than 10%) PG III	001	TT	5670	G
	b.				
	c.				
	d.				

G. Additional Descriptions for Materials Listed Above

USE DOT GUIDE # 128

15. Special Handling Instructions and Additional Information

16. Shipper: I hereby certify that the contents of this shipment are fully and accurately described and are in all respects in proper condition for transport

Printed/Typed Name	Signature	Date Month	Day	Year
Chad Sparks		10	6	20

17. Carrier Acknowledgement of Receipt of Materials

Printed/Typed Name	Signature	Date Month	Day	Year
Charles Wilcox		10	6	20

18. Carrier Acknowledgement of Receipt of Materials

Printed/Typed Name	Signature	Date Month	Day	Year

19. Discrepancy Indication Space

20. Consignee

Printed/Typed Name	Signature	Date Month	Day	Year

BILL OF LADING

	1. 24 Hour Emergency # **STAT, INC. 800-627-1451**	2. BOL # 09589
3. Shipper Name & Address CPL 14108 Huntersville Concord Rd Huntersville NC		4. Shipper's Phone
5. Carrier **STAT, INC.**		A. Carrier Phone # **(828) 396-2304**
7. Carrier		D. Carrier Phone
9. Consignee Name & Address **STAT, INC. 2550 Hickory Blvd. Lenoir, NC 28645**		F. Consignee Phone **(828) 396-2304**

HM	11. Base Description	12. Containers No.	Type	13. Total Quantity	14. Unit Wt/Vol
x	a. UN1993 Flammable liquid NO3 (contains gas + water, less than 10%) PG III	001	T	5149	G
	b.				
	c.				
	d.				

G. Additional Descriptions for Materials Listed Above

USE DOT GUIDE # 128

15. Special Handling Instructions and Additional Information

recovery site 3:30pm

16. Shipper: I hereby certify that the contents of this shipment are fully and accurately described and are in all respects in proper condition for transport

Printed/Typed Name	Signature	Date Month	Day	Year
Chad Spaven	[signature]	10	5	20

17. Carrier Acknowledgement of Receipt of Materials

Printed/Typed Name	Signature	Date Month	Day	Year
Charles Wilcox	Charles Wilcox	10	5	20

18. Carrier Acknowledgement of Receipt of Materials

Printed/Typed Name	Signature	Date Month	Day	Year

19. Discrepancy Indication Space

20. Consignee

Printed/Typed Name	Signature	Date Month	Day	Year

BILL OF LADING

	1. 24 Hour Emergency # **STAT, INC. 800-627-1451**	2. BOL # 09579
3. Shipper Name & Address CDL 14103 Huntersville Concord Rd Huntersville NC 28078		4. Shipper's Phone
5. Carrier **STAT, INC.**		A. Carrier Phone # **(828) 396-2304**
7. Carrier		D. Carrier Phone
9. Consignee Name & Address **STAT, INC. 2550 Hickory Blvd. Lenoir, NC 28645**		F. Consignee Phone **(828) 396-2304**

HM	11. Base Description	12. Containers No.	12. Containers Type	13. Total Quantity	14. Unit Wt/Vol
X	a. UN1993 Flammable Liquid NOS (Naphtha gas + water less than 10%) PG III	01	TT	5470	G
	b.				
	c.				
	d.				

G. Additional Descriptions for Materials Listed Above

USE DOT GUIDE # 127

15. Special Handling Instructions and Additional Information

9:35 AM

16. Shipper: I hereby certify that the contents of this shipment are fully and accurately described and are in all respects in proper condition for transport

Printed/Typed Name	Signature	Date Month	Day	Year
[illegible]	[signature]	10	5	20

17. Carrier Acknowledgement of Receipt of Materials

Printed/Typed Name	Signature	Date Month	Day	Year
Charles Wilcox	Charles Wilcox	10	5	20

18. Carrier Acknowledgement of Receipt of Materials

Printed/Typed Name	Signature	Date Month	Day	Year

19. Discrepancy Indication Space

20. Consignee

Printed/Typed Name	Signature	Date Month	Day	Year

BILL OF LADING

	1. 24 Hour Emergency # **STAT, INC. 800-627-1451**	2. BOL # 09580
3. Shipper Name & Address CPL 1401 Huntersville Concord Rd Huntersville NC 28078		4. Shipper's Phone
5. Carrier **STAT, INC.**		A. Carrier Phone # **(828) 396-2304**
7. Carrier		D. Carrier Phone
9. Consignee Name & Address **STAT, INC. 2550 Hickory Blvd. Lenoir, NC 28645**		F. Consignee Phone **(828) 396-2304**

HM	11. Base Description	12. Containers No.	12. Containers Type	13. Total Quantity	14. Unit Wt/Vol
X	a. UN1993 Flammable Liquid NOS (contains gas + water, less than 1%) PGII	001	TT	5447	G
	b.				
	c.				
	d.				

G. Additional Descriptions for Materials Listed Above

USE DOT GUIDE # 128

15. Special Handling Instructions and Additional Information

16. Shipper: I hereby certify that the contents of this shipment are fully and accurately described and are in all respects in proper condition for transport

Printed/Typed Name	Signature	Date Month	Day	Year
Chad Cross		10	02	20

17. Carrier Acknowledgement of Receipt of Materials

Printed/Typed Name	Signature	Date Month	Day	Year
Charles Wilson	Chad Wilson	10	02	20

18. Carrier Acknowledgement of Receipt of Materials

Printed/Typed Name	Signature	Date Month	Day	Year

19. Discrepancy Indication Space

20. Consignee

Printed/Typed Name	Signature	Date Month	Day	Year

BILL OF LADING

	1. 24 Hour Emergency # **STAT, INC. 800-627-1451**	2. BOL # 09581
3. Shipper Name & Address CRL 19108 Hunterstock Council Rd Hunterstock NC 28272		4. Shipper's Phone
5. Carrier **STAT, INC.**		A. Carrier Phone # **(828) 396-2304**
7. Carrier		D. Carrier Phone
9. Consignee Name & Address **STAT, INC. 2550 Hickory Blvd. Lenoir, NC 28645**		F. Consignee Phone **(828) 396-2304**

HM	11. Base Description	12. Containers No.	Type	13. Total Quantity	14. Unit Wt/Vol
X	a. UN 1993 Flammable Liquid NC3 (Contains gas + water less than 10%) PG III	001	TT	5,516	G
	b.				
	c.				
	d.				

G. Additional Descriptions for Materials Listed Above

USE DOT GUIDE # 128

15. Special Handling Instructions and Additional Information

16. Shipper: I hereby certify that the contents of this shipment are fully and accurately described and are in all respects in proper condition for transport

Printed/Typed Name	Signature	Date Month	Day	Year
Chad Sparks	[signature]	10	02	20

17. Carrier Acknowledgement of Receipt of Materials

Printed/Typed Name	Signature	Date Month	Day	Year
Charles Wilcox	[signature]	10	02	20

18. Carrier Acknowledgement of Receipt of Materials

Printed/Typed Name	Signature	Date Month	Day	Year

19. Discrepancy Indication Space

20. Consignee

Printed/Typed Name	Signature	Date Month	Day	Year

BILL OF LADING

	1. 24 Hour Emergency # **STAT, INC. 800-627-1451**	2. BOL # 09582
3. Shipper Name & Address CPL 1405 Huntersville-Concord Blvd Huntersville NC 28078		4. Shipper's Phone
5. Carrier **STAT, INC.**		A. Carrier Phone # **(828) 396-2304**
7. Carrier		D. Carrier Phone
9. Consignee Name & Address **STAT, INC. 2550 Hickory Blvd. Lenoir, NC 28645**		F. Consignee Phone **(828) 396-2304**

HM	11. Base Description	12. Containers No.	12. Containers Type	13. Total Quantity	14. Unit Wt/Vol
X	a. UN 1993 Flammable Liquid NOS (Ethanol, Isopropanol) PG III	001	TT	5,084	G
	b.				
	c.				
	d.				

G. Additional Descriptions for Materials Listed Above

USE DOT GUIDE # 128

15. Special Handling Instructions and Additional Information

16. Shipper: I hereby certify that the contents of this shipment are fully and accurately described and are in all respects in proper condition for transport

Printed/Typed Name	Signature	Date Month	Day	Year
CPL		9	30	20

17. Carrier Acknowledgement of Receipt of Materials

Printed/Typed Name	Signature	Date Month	Day	Year
DEAN BUMGARNER		9	30	2020

18. Carrier Acknowledgement of Receipt of Materials

Printed/Typed Name	Signature	Date Month	Day	Year

19. Discrepancy Indication Space

20. Consignee

Printed/Typed Name	Signature	Date Month	Day	Year

BILL OF LADING

	1. 24 Hour Emergency # **STAT, INC. 800-627-1451**	2. BOL # 09583
3. Shipper Name & Address CPL [illegible] Hawkesville NC 25[illegible]		4. Shipper's Phone
5. Carrier **STAT, INC.**		A. Carrier Phone # **(828) 396-2304**
7. Carrier		D. Carrier Phone
9. Consignee Name & Address **STAT, INC. 2550 Hickory Blvd. Lenoir, NC 28645**		F. Consignee Phone **(828) 396-2304**

HM	11. Base Description	12. Containers No.	Type	13. Total Quantity	14. Unit Wt/Vol
X	a. UN1493 Flammable Liquid NO3 [illegible]	01	TT	5,423	G
	b.				
	c.				
	d.				

G. Additional Descriptions for Materials Listed Above

USE DOT GUIDE # 120

15. Special Handling Instructions and Additional Information

16. Shipper: I hereby certify that the contents of this shipment are fully and accurately described and are in all respects in proper condition for transport

Printed/Typed Name	Signature	Date Month	Day	Year
Chad Sparks	[signature]	9	30	20

17. Carrier Acknowledgement of Receipt of Materials

Printed/Typed Name	Signature	Date Month	Day	Year
Charles Wilcox	Charles Wilcox	09	30	20

18. Carrier Acknowledgement of Receipt of Materials

Printed/Typed Name	Signature	Date Month	Day	Year

19. Discrepancy Indication Space

20. Consignee

Printed/Typed Name	Signature	Date Month	Day	Year

BILL OF LADING

	1. 24 Hour Emergency # **STAT, INC. 800-627-1451**	2. BOL # 09575
3. Shipper Name & Address CPL		4. Shipper's Phone
5. Carrier **STAT, INC.**		A. Carrier Phone # **(828) 396-2304**
7. Carrier		D. Carrier Phone
9. Consignee Name & Address **STAT, INC. 2550 Hickory Blvd. Lenoir, NC 28645**		F. Consignee Phone **(828) 396-2304**

HM	11. Base Description	12. Containers No.	12. Containers Type	13. Total Quantity	14. Unit Wt/Vol
X	a. UN1993 Flammable liquid NOS (contains gasoline and water less than 10%) PG III	001	TT	5000	G
	b.				
	c.				
	d.				

G. Additional Descriptions for Materials Listed Above

USE DOT GUIDE # 128

15. Special Handling Instructions and Additional Information

16. Shipper: I hereby certify that the contents of this shipment are fully and accurately described and are in all respects in proper condition for transport

Printed/Typed Name	Signature	Date Month	Day	Year
CPL		1	28	20

17. Carrier Acknowledgement of Receipt of Materials

Printed/Typed Name	Signature	Date Month	Day	Year
Charles Wilcox		09	28	20

18. Carrier Acknowledgement of Receipt of Materials

Printed/Typed Name	Signature	Date Month	Day	Year

19. Discrepancy Indication Space

20. Consignee

Printed/Typed Name	Signature	Date Month	Day	Year

BILL OF LADING

	1. 24 Hour Emergency # **STAT, INC. 800-627-1451**	2. BOL # 09576
3. Shipper Name & Address CPL 14108 Huntersville Grand Rd Huntersville NC 28078		4. Shipper's Phone
5. Carrier **STAT, INC.**		A. Carrier Phone # **(828) 396-2304**
7. Carrier		D. Carrier Phone
9. Consignee Name & Address **STAT, INC. 2550 Hickory Blvd. Lenoir, NC 28645**		F. Consignee Phone **(828) 396-2304**

HM	11. Base Description	12. Containers No.	Type	13. Total Quantity	14. Unit Wt/Vol
X	a. UN1993 Flammable Liquid NO3 (Containing gas + water less than 10%) PG III	001	TT	5539	G
	b.				
	c.				
	d.				

G. Additional Descriptions for Materials Listed Above

USE DOT GUIDE # 128

15. Special Handling Instructions and Additional Information

9:30

16. Shipper: I hereby certify that the contents of this shipment are fully and accurately described and are in all respects in proper condition for transport

Printed/Typed Name	Signature	Date Month	Day	Year
Chad Sparks	[signature]	9	28	20

17. Carrier Acknowledgement of Receipt of Materials

Printed/Typed Name	Signature	Date Month	Day	Year
Charles Wilcox	Charles Wilcox	09	28	20

18. Carrier Acknowledgement of Receipt of Materials

Printed/Typed Name	Signature	Date Month	Day	Year

19. Discrepancy Indication Space

20. Consignee

Printed/Typed Name	Signature	Date Month	Day	Year

BILL OF LADING

	1. 24 Hour Emergency # **STAT, INC. 800-627-1451**	2. BOL # 015511
3. Shipper Name & Address CPC 14108 Huntersville - Concord Rd Huntersville		4. Shipper's Phone
5. Carrier **STAT, INC.**		A. Carrier Phone # **(828) 396-2304**
7. Carrier		D. Carrier Phone
9. Consignee Name & Address **HERITAGE - CRYSTAL CLEAN 2115 Speedrail Court Concord, NC 28025** STAT 2550 Hickory Blvd SW Lenoir, NC, 28645		F. Consignee Phone **(704) 455-1333**

HM	11. Base Description	12. Containers No.	Type	13. Total Quantity	14. Unit Wt/Vol
x	a. UN 1993, flammable liquid, NOS3 (contains gas + water less than 10%) PG III	001	TT	5,423	G
	b.				
	c.				
	d.				

G. Additional Descriptions for Materials Listed Above

USE DOT GUIDE # 128

15. Special Handling Instructions and Additional Information

frack tank at recovery site

16. Shipper: I hereby certify that the contents of this shipment are fully and accurately described and are in all respects in proper condition for transport

Printed/Typed Name	Signature	Date Month	Day	Year
Chad Sparks per CPC	[signature]	9	25	20

17. Carrier Acknowledgement of Receipt of Materials

Printed/Typed Name	Signature	Date Month	Day	Year
Charles Wilcox	Charles Wilcox	09	25	20

18. Carrier Acknowledgement of Receipt of Materials

Printed/Typed Name	Signature	Date Month	Day	Year

19. Discrepancy Indication Space

20. Consignee

Printed/Typed Name	Signature	Date Month	Day	Year

BILL OF LADING

	1. 24 Hour Emergency # **STAT, INC. 800-627-1451**	2. BOL # 09574
3. Shipper Name & Address CPL 14108 Huntersville-Concord Rd Huntersville, NC		4. Shipper's Phone
5. Carrier **STAT, INC.**		A. Carrier Phone # **(828) 396-2304**
7. Carrier		D. Carrier Phone
9. Consignee Name & Address **STAT, INC. 2550 Hickory Blvd. Lenoir, NC 28645**		F. Consignee Phone **(828) 396-2304**

HM	11. Base Description	12. Containers No.	Type	13. Total Quantity	14. Unit Wt/Vol
X	a. UN1993, Flammable liquids, NOS, 3 (Contains Gas + water less than 10%) PG III	001	TT	5,121	Gallons
	b.				
	c.				
	d.				

G. Additional Descriptions for Materials Listed Above

USE DOT GUIDE # 128

15. Special Handling Instructions and Additional Information

from Free Tank Recovery Site

16. Shipper: I hereby certify that the contents of this shipment are fully and accurately described and are in all respects in proper condition for transport

Printed/Typed Name	Signature	Date Month	Day	Year
Chad Sparks per CPL	[signature]	9	25	2020

17. Carrier Acknowledgement of Receipt of Materials

Printed/Typed Name	Signature	Date Month	Day	Year
DEAN BUMGARNER	Dean Bumgarner	9	25	2020

18. Carrier Acknowledgement of Receipt of Materials

Printed/Typed Name	Signature	Date Month	Day	Year

19. Discrepancy Indication Space

20. Consignee

Printed/Typed Name	Signature	Date Month	Day	Year

BILL OF LADING

	1. 24 Hour Emergency # **STAT, INC. 800-627-1451**	2. BOL # 09573
3. Shipper Name & Address 14108 Huntersville Concord Rd Huntersville, NC		4. Shipper's Phone
5. Carrier **STAT, INC.**		A. Carrier Phone # **(828) 396-2304**
7. Carrier		D. Carrier Phone
9. Consignee Name & Address **STAT, INC. 2550 Hickory Blvd. Lenoir, NC 28645**		F. Consignee Phone **(828) 396-2304**

HM	11. Base Description	12. Containers No.	12. Containers Type	13. Total Quantity	14. Unit Wt/Vol
X	a. UN1993, Flammable liquids, NOS, 3 (Contains Gas & water 10%) PG III	001	TT	5,122	G
	b.				
	c.				
	d.				

G. Additional Descriptions for Materials Listed Above

USE DOT GUIDE # 128

15. Special Handling Instructions and Additional Information

from Fine Tooth Recovery Site

16. Shipper: I hereby certify that the contents of this shipment are fully and accurately described and are in all respects in proper condition for transport

Printed/Typed Name	Signature	Date Month	Day	Year
Charles Wilson Cook		9	25	20

17. Carrier Acknowledgement of Receipt of Materials

Printed/Typed Name	Signature	Date Month	Day	Year
Charles Wilson	Charles Wilson	09	25	20

18. Carrier Acknowledgement of Receipt of Materials

Printed/Typed Name	Signature	Date Month	Day	Year

19. Discrepancy Indication Space

20. Consignee

Printed/Typed Name	Signature	Date Month	Day	Year

BILL OF LADING

	1. 24 Hour Emergency # **STAT, INC. 800-627-1451**	2. BOL # 02558
3. Shipper Name & Address CPC 14108 Huntersville - Concord Rd Huntersville NC		4. Shipper's Phone
5. Carrier **STAT, INC.**		A. Carrier Phone # **(828) 396-2304**
7. Carrier		D. Carrier Phone
9. Consignee Name & Address **STAT, INC. 2550 Hickory Blvd. Lenoir, NC 28645**		F. Consignee Phone **(828) 396-2304**

HM	11. Base Description	12. Containers No.	Type	13. Total Quantity	14. Unit Wt/Vol
x	a. UN1993 Flammable liquid, NOS Contains gas + water less than 10% PG III	101	II	5326	9
	b.				
	c.				
	d.				

G. Additional Descriptions for Materials Listed Above

USE DOT GUIDE # 128

15. Special Handling Instructions and Additional Information

16. Shipper: I hereby certify that the contents of this shipment are fully and accurately described and are in all respects in proper condition for transport

Printed/Typed Name	Signature	Date Month	Day	Year
Mark Sparks	[signature]	9	22	20

17. Carrier Acknowledgement of Receipt of Materials

Printed/Typed Name	Signature	Date Month	Day	Year
Charles Wilcox	[signature]	09	22	20

18. Carrier Acknowledgement of Receipt of Materials

Printed/Typed Name	Signature	Date Month	Day	Year

19. Discrepancy Indication Space

20. Consignee

Printed/Typed Name	Signature	Date Month	Day	Year

BILL OF LADING

	1. 24 Hour Emergency # **STAT, INC. 800-627-1451**	2. BOL # 09571
3. Shipper Name & Address: CPL 14108 HUNTERSVILLE CONCORD Rd Huntersville, NC		4. Shipper's Phone
5. Carrier **STAT, INC.**		A. Carrier Phone # **(828) 396-2304**
7. Carrier		D. Carrier Phone
9. Consignee Name & Address: **STAT, INC. 2550 Hickory Blvd. Lenoir, NC 28645**		F. Consignee Phone **(828) 396-2304**

HM	11. Base Description	12. Containers No.	12. Containers Type	13. Total Quantity	14. Unit Wt/Vol
X	a. UN 1993 Flammable Liquid NOS (contains gas + water less than 10%)	001	TT	5,045	G
	b.				
	c.				
	d.				

G. Additional Descriptions for Materials Listed Above

USE DOT GUIDE # 128

15. Special Handling Instructions and Additional Information

16. Shipper: I hereby certify that the contents of this shipment are fully and accurately described and are in all respects in proper condition for transport

Printed/Typed Name	Signature	Date Month	Day	Year
Ronnie Atkins PER CPL		9	21	20

17. Carrier Acknowledgement of Receipt of Materials

Printed/Typed Name	Signature	Date Month	Day	Year
DEAN BUMGARNER	Dean Bumgarner	9	21	2020

18. Carrier Acknowledgement of Receipt of Materials

Printed/Typed Name	Signature	Date Month	Day	Year

19. Discrepancy Indication Space

20. Consignee

Printed/Typed Name	Signature	Date Month	Day	Year

BILL OF LADING

	1. 24 Hour Emergency # **STAT, INC. 800-627-1451**	2. BOL # 09559
3. Shipper Name & Address [illegible]		4. Shipper's Phone
5. Carrier **STAT, INC.**		A. Carrier Phone # **(828) 396-2304**
7. Carrier		D. Carrier Phone
9. Consignee Name & Address **STAT, INC. 2550 Hickory Blvd. Lenoir, NC 28645**		F. Consignee Phone **(828) 396-2304**

HM	11. Base Description	12. Containers No.	Type	13. Total Quantity	14. Unit Wt/Vol
X	a. [illegible] Flammable liquid, NO3 [illegible] water [illegible] 10%) PG III	[illegible]	TT	5691	G
	b.				
	c.				
	d.				

G. Additional Descriptions for Materials Listed Above

USE DOT GUIDE # 128

15. Special Handling Instructions and Additional Information

16. Shipper: I hereby certify that the contents of this shipment are fully and accurately described and are in all respects in proper condition for transport

Printed/Typed Name	Signature	Date Month	Day	Year
Ronnie Atkins per LPL	[signature]	9	21	20

17. Carrier Acknowledgement of Receipt of Materials

Printed/Typed Name	Signature	Date Month	Day	Year
Charles Wilcox	[signature]	09	21	20

18. Carrier Acknowledgement of Receipt of Materials

Printed/Typed Name	Signature	Date Month	Day	Year

19. Discrepancy Indication Space

20. Consignee

Printed/Typed Name	Signature	Date Month	Day	Year

BILL OF LADING

	1. 24 Hour Emergency # **STAT, INC. 800-627-1451**	2. BOL # 09564
3. Shipper Name & Address CPC 1410 Huntersville Concord Rd Huntersville NC		4. Shipper's Phone
5. Carrier **STAT, INC.**		A. Carrier Phone # **(828) 396-2304**
7. Carrier		D. Carrier Phone
9. Consignee Name & Address **STAT, INC. 2550 Hickory Blvd. Lenoir, NC 28645**		F. Consignee Phone **(828) 396-2304**

HM	11. Base Description	12. Containers No.	Type	13. Total Quantity	14. Unit Wt/Vol
X	a. UN 1993 Flammable liquid NO3 (contains gas + heater less than 10%) PE III	001	TT	5.045	G
	b.				
	c.				
	d.				

G. Additional Descriptions for Materials Listed Above

USE DOT GUIDE # 128

15: Special Handling Instructions and Additional Information

16. Shipper: I hereby certify that the contents of this shipment are fully and accurately described and are in all respects in proper condition for transport

Printed/Typed Name	Signature	Date Month	Day	Year
Ronnie Atkins Per CPC	[signature]	9	21	20

17. Carrier Acknowledgement of Receipt of Materials

Printed/Typed Name	Signature	Date Month	Day	Year
DEAN BUMGARNER	Dean Bumgarner	9	21	2020

18. Carrier Acknowledgement of Receipt of Materials

Printed/Typed Name	Signature	Date Month	Day	Year

19. Discrepancy Indication Space

20. Consignee

Printed/Typed Name	Signature	Date Month	Day	Year

BILL OF LADING

	1. 24 Hour Emergency # **STAT, INC. 800-627-1451**	2. BOL # 09572
3. Shipper Name & Address 14108 CPL HUNTERSVILLE - CONCORD RD HUNTERSVILLE, NC		4. Shipper's Phone
5. Carrier **STAT, INC.**		A. Carrier Phone # **(828) 396-2304**
7. Carrier		D. Carrier Phone
9. Consignee Name & Address **STAT, INC. 2550 Hickory Blvd. Lenoir, NC 28645**		F. Consignee Phone **(828) 396-2304**

HM	11. Base Description	12. Containers No.	12. Containers Type	13. Total Quantity	14. Unit Wt/Vol
X	a. UN 1993 Flammable Liquid NOS (contains gasoline water less than 10%) PG III	001	TT	5375	G
	b.				
	c.				
	d.				

G. Additional Descriptions for Materials Listed Above

USE DOT GUIDE # 128

15. Special Handling Instructions and Additional Information

16. Shipper: I hereby certify that the contents of this shipment are fully and accurately described and are in all respects in proper condition for transport

Printed/Typed Name	Signature	Date Month	Day	Year
Ronnie Atkins per CA		9	21	20

17. Carrier Acknowledgement of Receipt of Materials

Printed/Typed Name	Signature	Date Month	Day	Year
Charles Wilcox		09	21	20

18. Carrier Acknowledgement of Receipt of Materials

Printed/Typed Name	Signature	Date Month	Day	Year

19. Discrepancy Indication Space

20. Consignee

Printed/Typed Name	Signature	Date Month	Day	Year

BILL OF LADING

	1. 24 Hour Emergency # **STAT, INC. 800-627-1451**	2. BOL # 09563
3. Shipper Name & Address CPC 14108 Huntersville Concord Rd Huntersville NC		4. Shipper's Phone
5. Carrier **STAT, INC.**		A. Carrier Phone # **(828) 396-2304**
7. Carrier		D. Carrier Phone
9. Consignee Name & Address **STAT, INC. 2550 Hickory Blvd. Lenoir, NC 28645**		F. Consignee Phone **(828) 396-2304**

HM	11. Base Description	12. Containers No.	Type	13. Total Quantity	14. Unit Wt/Vol
X	a. UN 1993 Flammable liquid NO3 (contains gas + water less than 10%) PG III	001	TT	EST 4908	G
	b.				
	c.				
	d.				

G. Additional Descriptions for Materials Listed Above

USE DOT GUIDE # 128

15. Special Handling Instructions and Additional Information

16. Shipper: I hereby certify that the contents of this shipment are fully and accurately described and are in all respects in proper condition for transport

Printed/Typed Name	Signature	Date Month	Day	Year
Bonnie Atkins	[signature]	9	18	20

17. Carrier Acknowledgement of Receipt of Materials

Printed/Typed Name	Signature	Date Month	Day	Year
Charles Wilcox	[signature]	09	18	20

18. Carrier Acknowledgement of Receipt of Materials

Printed/Typed Name	Signature	Date Month	Day	Year

19. Discrepancy Indication Space

20. Consignee

Printed/Typed Name	Signature	Date Month	Day	Year

BILL OF LADING

	1. 24 Hour Emergency # **STAT, INC. 800-627-1451**	2. BOL # 07562
3. Shipper Name & Address CPC 1410 Huntersville Concord Rd Huntersville NC		4. Shipper's Phone
5. Carrier **STAT, INC.**		A. Carrier Phone # **(828) 396-2304**
7. Carrier		D. Carrier Phone
9. Consignee Name & Address **STAT, INC. 2550 Hickory Blvd. Lenoir, NC 28645**		F. Consignee Phone **(828) 396-2304**

HM	11. Base Description	12. Containers No.	12. Containers Type	13. Total Quantity	14. Unit Wt/Vol
X	a. UN1993 Flammable Liquid NOS (contains gas + water less than 10%) PG III	01	TT	5,015	G
	b.				
	c.				
	d.				

G. Additional Descriptions for Materials Listed Above

USE DOT GUIDE # 128

15. Special Handling Instructions and Additional Information

16. Shipper: I hereby certify that the contents of this shipment are fully and accurately described and are in all respects in proper condition for transport

Printed/Typed Name	Signature	Date Month	Day	Year
Ronnie Atkins		9	18	20

17. Carrier Acknowledgement of Receipt of Materials

Printed/Typed Name	Signature	Date Month	Day	Year
Dean Bumgarner	Dean Bumgarner	9	18	2020

18. Carrier Acknowledgement of Receipt of Materials

Printed/Typed Name	Signature	Date Month	Day	Year

19. Discrepancy Indication Space

20. Consignee

Printed/Typed Name	Signature	Date Month	Day	Year

BILL OF LADING

	1. 24 Hour Emergency # **STAT, INC.** **800-627-1451**	2. BOL # 05561
3. Shipper Name & Address CPC 14108 Huntersville Concord Rd Huntersville NC		4. Shipper's Phone
5. Carrier **STAT, INC.**		A. Carrier Phone # **(828) 396-2304**
7. Carrier		D. Carrier Phone
9. Consignee Name & Address **STAT, INC.** **2550 Hickory Blvd.** **Lenoir, NC 28645**		F. Consignee Phone **(828) 396-2304**

HM	11. Base Description	12. Containers No.	12. Containers Type	13. Total Quantity	14. Unit Wt/Vol
X	a. UN 1993 Flammable liquid NO3 (contains gas + water less than 10%) PG III	001	TT	4908	G
	b.				
	c.				
	d.				

G. Additional Descriptions for Materials Listed Above

USE DOT GUIDE # 128

15. Special Handling Instructions and Additional Information

16. Shipper: I hereby certify that the contents of this shipment are fully and accurately described and are in all respects in proper condition for transport

Printed/Typed Name	Signature	Date Month	Day	Year
Chad Spink	[signature]	9	16	20

17. Carrier Acknowledgement of Receipt of Materials

Printed/Typed Name	Signature	Date Month	Day	Year
Charles Wilcox	[signature]	09	16	20

18. Carrier Acknowledgement of Receipt of Materials

Printed/Typed Name	Signature	Date Month	Day	Year

19. Discrepancy Indication Space

20. Consignee

Printed/Typed Name	Signature	Date Month	Day	Year

BILL OF LADING

	1. 24 Hour Emergency # **STAT, INC.** **800-627-1451**	2. BOL # 05560
3. Shipper Name & Address CPC 14108 Huntersville [illegible] Huntersville NC		4. Shipper's Phone
5. Carrier **STAT, INC.**		A. Carrier Phone # **(828) 396-2304**
7. Carrier		D. Carrier Phone
9. Consignee Name & Address **STAT, INC.** **2550 Hickory Blvd.** **Lenoir, NC 28645**		F. Consignee Phone **(828) 396-2304**

HM	11. Base Description	12. Containers No.	Type	13. Total Quantity	14. Unit Wt/Vol
X	a. UN1993 Flammable liquid NO3 (contains [illegible] + water [illegible] 40 m 10%) PG III	[illegible]	TT	5,712	G
	b.				
	c.				
	d.				

G. Additional Descriptions for Materials Listed Above

USE DOT GUIDE # 128

15. Special Handling Instructions and Additional Information

16. Shipper: I hereby certify that the contents of this shipment are fully and accurately described and are in all respects in proper condition for transport

Printed/Typed Name	Signature	Date Month	Day	Year
Chad Sparks per CPL	[signature]	9	15	20

17. Carrier Acknowledgement of Receipt of Materials

Printed/Typed Name	Signature	Date Month	Day	Year
Charles Wilcox	Charles Wilcox	09	15	20

18. Carrier Acknowledgement of Receipt of Materials

Printed/Typed Name	Signature	Date Month	Day	Year

19. Discrepancy Indication Space

20. Consignee

Printed/Typed Name	Signature	Date Month	Day	Year

BILL OF LADING

	1. 24 Hour Emergency # **STAT, INC. 800-627-1451**	2. BOL # 09565
3. Shipper Name & Address CPC 1413 Huntersville-Concord Rd Huntersville NC		4. Shipper's Phone
5. Carrier **STAT, INC.**		A. Carrier Phone # **(828) 396-2304**
7. Carrier		D. Carrier Phone
9. Consignee Name & Address **STAT, INC. 2550 Hickory Blvd. Lenoir, NC 28645**		F. Consignee Phone **(828) 396-2304**

HM	11. Base Description	12. Containers No.	12. Containers Type	13. Total Quantity	14. Unit Wt/Vol
X	a. UN 1993 Flammable Liquid NOS (contains gasoline) PG III	001	TT	4479	G
	b.				
	c.				
	d.				

G. Additional Descriptions for Materials Listed Above

USE DOT GUIDE # 128

15. Special Handling Instructions and Additional Information

16. Shipper: I hereby certify that the contents of this shipment are fully and accurately described and are in all respects in proper condition for transport

Printed/Typed Name	Signature	Date Month	Day	Year
		9	14	20

17. Carrier Acknowledgement of Receipt of Materials

Printed/Typed Name	Signature	Date Month	Day	Year
DEAN BUMGARNER		9	14	2020

18. Carrier Acknowledgement of Receipt of Materials

Printed/Typed Name	Signature	Date Month	Day	Year

19. Discrepancy Indication Space

20. Consignee

Printed/Typed Name	Signature	Date Month	Day	Year

BILL OF LADING

	1. 24 Hour Emergency # **STAT, INC.** **800-627-1451**	2. BOL # 05567
3. Shipper Name & Address CPC 1410 Hunterville Second Rd Hunterville NC		4. Shipper's Phone
5. Carrier **STAT, INC.**		A. Carrier Phone # **(828) 396-2304**
7. Carrier		D. Carrier Phone
9. Consignee Name & Address **STAT, INC.** **2550 Hickory Blvd.** **Lenoir, NC 28645**		F. Consignee Phone **(828) 396-2304**

HM	11. Base Description	12. Containers No.	Type	13. Total Quantity	14. Unit Wt/Vol
X	a. UN1993 Flammable Liquid No3 (contains gas + water less than 10%) PG III	1-1	TT	4,797	G
	b.				
	c.				
	d.				

G. Additional Descriptions for Materials Listed Above

USE DOT GUIDE # 128

15. Special Handling Instructions and Additional Information

16. Shipper: I hereby certify that the contents of this shipment are fully and accurately described and are in all respects in proper condition for transport

Printed/Typed Name	Signature	Date Month	Day	Year
Chad Sparks per CPL	[signature]	9	14	

17. Carrier Acknowledgement of Receipt of Materials

Printed/Typed Name	Signature	Date Month	Day	Year
Charles Wilcox	[signature]	09	14	20

18. Carrier Acknowledgement of Receipt of Materials

Printed/Typed Name	Signature	Date Month	Day	Year

19. Discrepancy Indication Space

20. Consignee

Printed/Typed Name	Signature	Date Month	Day	Year

BILL OF LADING

	1. 24 Hour Emergency # **STAT, INC.** **800-627-1451**	2. BOL # 09570
3. Shipper Name & Address CPC 14107 Huntersville Conn and Rd Huntersville NC		4. Shipper's Phone
5. Carrier **STAT, INC.**		A. Carrier Phone # **(828) 396-2304**
7. Carrier		D. Carrier Phone
9. Consignee Name & Address **STAT, INC.** **2550 Hickory Blvd.** **Lenoir, NC 28645**		F. Consignee Phone **(828) 396-2304**

HM	11. Base Description	12. Containers No.	Type	13. Total Quantity	14. Unit Wt/Vol
X	a. UN1993 Flammable liquid NOS (contains [illegible] + water [illegible]) PG III	001	TT	5333	G
	b.				
	c.				
	d.				

G. Additional Descriptions for Materials Listed Above

USE DOT GUIDE # 128

15. Special Handling Instructions and Additional Information

frac tank recovery site

16. Shipper: I hereby certify that the contents of this shipment are fully and accurately described and are in all respects in proper condition for transport

Printed/Typed Name	Signature	Date Month	Day	Year
Chad Sparks	[signature]	9	11	20

17. Carrier Acknowledgement of Receipt of Materials

Printed/Typed Name	Signature	Date Month	Day	Year
Richard Hoigles	Richard Hoigles	09	11	2020

18. Carrier Acknowledgement of Receipt of Materials

Printed/Typed Name	Signature	Date Month	Day	Year

19. Discrepancy Indication Space

20. Consignee

Printed/Typed Name	Signature	Date Month	Day	Year

BILL OF LADING

	1. 24 Hour Emergency # **STAT, INC. 800-627-1451**	2. BOL # 09553
3. Shipper Name & Address CPL 14108 Huntersville - Concord Rd Huntersville NC		4. Shipper's Phone
5. Carrier **STAT, INC.**		A. Carrier Phone # **(828) 396-2304**
7. Carrier		D. Carrier Phone
9. Consignee Name & Address **STAT, INC. 2550 Hickory Blvd. Lenoir, NC 28645**		F. Consignee Phone **(828) 396-2304**

HM	11. Base Description	12. Containers No.	12. Containers Type	13. Total Quantity	14. Unit Wt/Vol
x	a. UN1993 Flammable Liquid NOS3 (Contains oils + water less than 10%) PG III	001	TT	4964	G
	b.				
	c.				
	d.				

G. Additional Descriptions for Materials Listed Above

USE DOT GUIDE # 128

15. Special Handling Instructions and Additional Information

Frac tank at recovery site

Bill to Colonial Pipeline

16. Shipper: I hereby certify that the contents of this shipment are fully and accurately described and are in all respects in proper condition for transport

Printed/Typed Name	Signature	Date Month	Day	Year
Chad Sparks per CPL	[signature]	9	9	20

17. Carrier Acknowledgement of Receipt of Materials

Printed/Typed Name	Signature	Date Month	Day	Year
Charles Wilcox	Charles Wilcox	9	9	20

18. Carrier Acknowledgement of Receipt of Materials

Printed/Typed Name	Signature	Date Month	Day	Year

19. Discrepancy Indication Space

20. Consignee

Printed/Typed Name	Signature	Date Month	Day	Year

BILL OF LADING

	1. 24 Hour Emergency # **STAT, INC. 800-627-1451**	2. BOL # 09554
3. Shipper Name & Address CPL 14108 Huntersville Concord Rd Huntersville NC		4. Shipper's Phone
5. Carrier **STAT, INC.**		A. Carrier Phone # **(828) 396-2304**
7. Carrier		D. Carrier Phone
9. Consignee Name & Address **STAT, INC. 2550 Hickory Blvd. Lenoir, NC 28645**		F. Consignee Phone **(828) 396-2304**

HM	11. Base Description	12. Containers No.	Type	13. Total Quantity	14. Unit Wt/Vol
x	a. UN1993, Flammable liquid, NOS 3 (contains gas + water less than 10%) PG III	001	II	5264	9
	b.				
	c.				
	d.				

G. Additional Descriptions for Materials Listed Above

USE DOT GUIDE # 128

15. Special Handling Instructions and Additional Information

Frac tank at recovery well

Bill to Colonial

16. Shipper: I hereby certify that the contents of this shipment are fully and accurately described and are in all respects in proper condition for transport

Printed/Typed Name	Signature	Date Month	Day	Year
Chad Sparks per CPL	Chad Sparks	9	9	20

17. Carrier Acknowledgement of Receipt of Materials

Printed/Typed Name	Signature	Date Month	Day	Year
William Wallace		9	9	20

18. Carrier Acknowledgement of Receipt of Materials

Printed/Typed Name	Signature	Date Month	Day	Year

19. Discrepancy Indication Space

20. Consignee

Printed/Typed Name	Signature	Date Month	Day	Year

BILL OF LADING

	1. 24 Hour Emergency # **STAT, INC. 800-627-1451**	2. BOL # 09547
3. Shipper Name & Address CPL 14108 Huntersville Concord Rd Huntersville NC		4. Shipper's Phone
5. Carrier **STAT, INC.**		A. Carrier Phone # **(828) 396-2304**
7. Carrier		D. Carrier Phone
9. Consignee Name & Address **STAT, INC. 2550 Hickory Blvd. Lenoir, NC 28645**		F. Consignee Phone **(828) 396-2304**

HM	11. Base Description	12. Containers No.	Type	13. Total Quantity	14. Unit Wt/Vol
✓	a. UN 1993 Flammable liquid NOS3, (contains gas + water less than 10%) PG III	001	TT	4311	G
	b.				
	c.				
	d.				

G. Additional Descriptions for Materials Listed Above

USE DOT GUIDE # 128

15. Special Handling Instructions and Additional Information

FROC tank at recovery site

200

16. Shipper: I hereby certify that the contents of this shipment are fully and accurately described and are in all respects in proper condition for transport

Printed/Typed Name	Signature	Date Month	Day	Year
Chad Sinks	[signature]	9	4	20

17. Carrier Acknowledgement of Receipt of Materials

Printed/Typed Name	Signature	Date Month	Day	Year
[illegible]	[signature]	9	4	20

18. Carrier Acknowledgement of Receipt of Materials

Printed/Typed Name	Signature	Date Month	Day	Year

19. Discrepancy Indication Space

20. Consignee

Printed/Typed Name	Signature	Date Month	Day	Year

BILL OF LADING

	1. 24 Hour Emergency # STAT, INC. 800-627-1451	2. BOL # 015512
3. Shipper Name & Address CPL 14108 Huntersville Concord Rd Huntersville NC		4. Shipper's Phone
5. Carrier STAT, INC.		A. Carrier Phone # (828) 396-2304
7. Carrier		D. Carrier Phone
9. Consignee Name & Address HERITAGE - CRYSTAL CLEAN 2115 Speedrail Court Concord, NC 28025		F. Consignee Phone (704) 455-1333

HM	11. Base Description	12. Containers No.	12. Containers Type	13. Total Quantity	14. Unit Wt/Vol
✓	a. UN1993 Flammable liquid, NOS 3 (contains gas & water less than 10%) PG III	001	TT	4526.	G
	b.				
	c.				
	d.				

G. Additional Descriptions for Materials Listed Above

USE DOT GUIDE # 128

15. Special Handling Instructions and Additional Information

Frac tank at recovery site 1230pm Bill to Colonial tanker 48

Went to Shop in frac tank

16. Shipper: I hereby certify that the contents of this shipment are fully and accurately described and are in all respects in proper condition for transport

Printed/Typed Name	Signature	Date Month	Day	Year
Chad Sparks per CPL	[signature]	9	3	20

17. Carrier Acknowledgement of Receipt of Materials

Printed/Typed Name	Signature	Date Month	Day	Year
DEAN BUMGARNER	[signature]	9	3	20

18. Carrier Acknowledgement of Receipt of Materials

Printed/Typed Name	Signature	Date Month	Day	Year

19. Discrepancy Indication Space

20. Consignee

Printed/Typed Name	Signature	Date Month	Day	Year

BILL OF LADING

	1. 24 Hour Emergency # **STAT, INC.**	2. BOL #
3. Shipper Name & Address STAT INC 3102 ELI Lane Hudson, NC 28639		4. Shipper's Phone 828-396-2304
5. Carrier **STAT, INC.**		A. Carrier Phone # 828-396-2304
7. Carrier		D. Carrier Phone
9. Consignee Name & Address Midwest Gas Company 1611 Integrity Drive Columbus, OH 43209		F. Consignee Phone 614-306-5992 Joan Hracs

HM	11. Base Description	12. Containers No.	12. Containers Type	13. Total Quantity	14. Unit Wt/Vol
X	a. UN1203 Flammable Liquid N.O.S. (Gasoline) PGII, 3, ERG128	1	TT	7,000	Gal.
	b.				
	c.				
	d.				

G. Additional Descriptions for Materials Listed Above

USE DOT GUIDE # 128

15. Special Handling Instructions and Additional Information

AE Loading # 1-205101

16. Shipper: I hereby certify that the contents of this shipment are fully and accurately described and are in all respects in proper condition for transport

Printed/Typed Name	Signature	Date Month	Day	Year
Kaisha Kelly	Kaisha Kelly	10	15	20

17. Carrier Acknowledgement of Receipt of Materials

Printed/Typed Name	Signature	Date Month	Day	Year
Mark Hayes	Mark Hayes	10	15	20

18. Carrier Acknowledgement of Receipt of Materials

Printed/Typed Name	Signature	Date Month	Day	Year

19. Discrepancy Indication Space

20. Consignee

Printed/Typed Name	Signature	Date Month	Day	Year
Chad Snedegar	Chad Snedegar	10	15	20

BILL OF LADING

D. #194

	1. 24 Hour Emergency # **STAT, INC.**	2. BOL #
3. Shipper Name & Address STAT Inc 3062 Eli Lane Hudson, NC 28639		4. Shipper's Phone 828-396-2304
5. Carrier **STAT, INC.**		A. Carrier Phone # 828-396-2304
7. Carrier		D. Carrier Phone
9. Consignee Name & Address Midwest Gas Company 1611 Integrity Drive Columbus, OH 43207		F. Consignee Phone 614-306-5992 Jan Hracs

HM	11. Base Description	12. Containers No.	12. Containers Type	13. Total Quantity	14. Unit Wt/Vol
X	a. UN1203 Flammable liquid N.O.S. (Gasoline) PGII, 3, ERG128	01	TT	ESTM. 6,000	Gal.
	b.				
	c.				
	d.				

G. Additional Descriptions for Materials Listed Above

USE DOT GUIDE # 128

15. Special Handling Instructions and Additional Information

AE Loading # 1-205100

16. Shipper: I hereby certify that the contents of this shipment are fully and accurately described and are in all respects in proper condition for transport

Printed/Typed Name	Signature	Date Month	Day	Year
Keisha Kelly	Keisha Kelly	10	14	20

17. Carrier Acknowledgement of Receipt of Materials

Printed/Typed Name	Signature	Date Month	Day	Year
RON YAGER		10	13	20

18. Carrier Acknowledgement of Receipt of Materials

Printed/Typed Name	Signature	Date Month	Day	Year

19. Discrepancy Indication Space

20. Consignee

Printed/Typed Name	Signature	Date Month	Day	Year

BILL OF [illegible]

	1. 24 Hour Emergency # **STAT, INC.**	2. BOL # [illegible]
3. Shipper Name & Address: STAT INC 3002 ELI Line Hudson, NC 28639		4. Shipper's Phone: 828-396-2304
5. Carrier **STAT, INC.**		A. Carrier Phone #: 828-396-2304
7. Carrier		D. Carrier Phone
9. Consignee Name & Address: Midwest Gas Company 1611 Integrity Drive Columbus, OH 43209		F. Consignee Phone: 614-306-5992 Dan Hicks

HM	11. Base Description	12. Containers No.	12. Containers Type	13. Total Quantity	14. Unit Wt/Vol
X	a. UN1203 Flammable Liquid N.O.S. (Gasoline) PGII, 3, ERG128	1	TT	7,200	Gal.
	b.				
	c.				
	d.				

G. Additional Descriptions for Materials Listed Above

USE DOT GUIDE # 128

15. Special Handling Instructions and Additional Information

AE Loading # 1-205089

16. Shipper: I hereby certify that the contents of this shipment are fully and accurately described and are in all respects in proper condition for transport

Printed/Typed Name	Signature	Date Month	Day	Year
Kasha Kelly	Kasha Kelly	10	8	20

17. Carrier Acknowledgement of Receipt of Materials

Printed/Typed Name	Signature	Date Month	Day	Year
Mark Harris	Mark Harris	10	8	20

18. Carrier Acknowledgement of Receipt of Materials

Printed/Typed Name	Signature	Date Month	Day	Year

19. Discrepancy Indication Space

20. Consignee

Printed/Typed Name	Signature	Date Month	Day	Year
[illegible]	[illegible]			

10 7 20

BILL OF LADING

	1. 24 Hour Emergency # **STAT, INC.**	2. BOL #
3. Shipper Name & Address STAT Inc. 3062 Eli Lane Hudson, NC 28639		4. Shipper's Phone 828-396-2304
5. Carrier **STAT, INC.**		A. Carrier Phone # 828-396-2304
7. Carrier		D. Carrier Phone
9. Consignee Name & Address Midwest Gas Company 1611 Integrity Drive Columbus, OH 43209		F. Consignee Phone 614-306-5992 Jon Hracs

HM	11. Base Description	12. Containers No.	12. Containers Type	13. Total Quantity	14. Unit Wt/Vol
X	a. UN1203, Flammable Liquid N.O.S. (Gasoline) PGII, 3, ERG128	1	TT	6300	Gal.
	b.				
	c.				
	d.				

G. Additional Descriptions for Materials Listed Above

USE DOT GUIDE # 128

15. Special Handling Instructions and Additional Information

ITE Loading #1-205088

16. Shipper: I hereby certify that the contents of this shipment are fully and accurately described and are in all respects in proper condition for transport

Printed/Typed Name	Signature	Date Month	Day	Year
Kasha Kelly	Kasha Kelly	10	8	20

17. Carrier Acknowledgement of Receipt of Materials

Printed/Typed Name	Signature	Date Month	Day	Year
Richard Hisler	Richard Hisler	Oct	8	2020

18. Carrier Acknowledgement of Receipt of Materials

Printed/Typed Name	Signature	Date Month	Day	Year

19. Discrepancy Indication Space

20. Consignee

Printed/Typed Name	Signature	Date Month	Day	Year

BILL OF LADING

	1. 24 Hour Emergency # **STAT, INC.**	2. BOL #
3. Shipper Name & Address: STAT INC 3202 Eli Lane Hudson, NC 28639		4. Shipper's Phone: 828-396-2304
5. Carrier **STAT, INC.**		A. Carrier Phone #: 828-396-2304
7. Carrier		D. Carrier Phone
9. Consignee Name & Address: Midwest Gas Company 1611 Integrity Drive Columbus, OH 43209		F. Consignee Phone: 614-326-5998 Dan Hicks

HM	11. Base Description	12. Containers No.	12. Containers Type	13. Total Quantity	14. Unit Wt/Vol
X	a. UN1203, Flammable Liquid N.O.S. (Gasoline) PG II, 3, ERG128	1	TT	7,000	Gal.
	b.				
	c.				
	d.				

G. Additional Descriptions for Materials Listed Above

USE DOT GUIDE # 128

15. Special Handling Instructions and Additional Information

AE Loading # 1-205087

16. Shipper: I hereby certify that the contents of this shipment are fully and accurately described and are in all respects in proper condition for transport

Printed/Typed Name	Signature	Date Month	Day	Year
Kaisha Kelly	Kaisha Kelly	10	6	20

17. Carrier Acknowledgement of Receipt of Materials

Printed/Typed Name	Signature	Date Month	Day	Year
Mark Harris	Mark Harris	10	6	20

18. Carrier Acknowledgement of Receipt of Materials

Printed/Typed Name	Signature	Date Month	Day	Year

19. Discrepancy Indication Space

20. Consignee

Printed/Typed Name	Signature	Date Month	Day	Year

#97

BILL OF LADING

	1. 24 Hour Emergency # **STAT, INC.**	2. BOL # 00111
3. Shipper Name & Address STAT Inc. 3062 Eli Lane Hudson, NC 28638		4. Shipper's Phone 828-396-2304
5. Carrier **STAT, INC.**		A. Carrier Phone # 828-396-2304
7. Carrier		D. Carrier Phone
9. Consignee Name & Address Midwest Gas Company 1611 Integrity Drive Columbus, OH 43209		F. Consignee Phone 614-306-5992 Joann Hracs

HM	11. Base Description	12. Containers No.	12. Containers Type	13. Total Quantity	14. Unit Wt/Vol
X	a. UN1203 Flammable Liquid, N.O.S. (Gasoline) PGII, 9, ERG 128	1	TT	8000 Est	Gal.
	b.				
	c.				
	d.				

G. Additional Descriptions for Materials Listed Above

USE DOT GUIDE # 128

15. Special Handling Instructions and Additional Information

16. Shipper: I hereby certify that the contents of this shipment are fully and accurately described and are in all respects in proper condition for transport

Printed/Typed Name	Signature	Date Month	Day	Year
Garry Sparks	Garry Sparks	09	10	2020

17. Carrier Acknowledgement of Receipt of Materials

Printed/Typed Name	Signature	Date Month	Day	Year
Richard Haigler	Richard Haigler	09	10	2020

18. Carrier Acknowledgement of Receipt of Materials

Printed/Typed Name	Signature	Date Month	Day	Year

19. Discrepancy Indication Space

20. Consignee

Printed/Typed Name	Signature	Date Month	Day	Year
Chad Snedeger	Chad Snedeger	9	14	20

BILL OF LADING

	1. 24 Hour Emergency # **STAT, INC.**	2. BOL # [illegible]
3. Shipper Name & Address [illegible] Hu[illegible] NC [illegible]		4. Shipper's Phone [illegible] 2304
5. Carrier **STAT, INC.**		A. Carrier Phone # [illegible] 2304
7. Carrier		D. Carrier Phone
9. Consignee Name & Address [illegible] Company [illegible] Integrity Drive [illegible], OH 43209		F. Consignee Phone [illegible]-306-5992 [illegible]

HM	11. Base Description	12. Containers No.	12. Containers Type	13. Total Quantity	14. Unit Wt/Vol
Y	a. UN1203 Flammable Liquids, N.O.S. (Gasoline) PG II, 4, ERG128	1	[illegible]	[illegible]	Gal.
	b.				
	c.				
	d.				

G. Additional Descriptions for Materials Listed Above

USE DOT GUIDE # 128

15. Special Handling Instructions and Additional Information

16. Shipper: I hereby certify that the contents of this shipment are fully and accurately described and are in all respects in proper condition for transport

Printed/Typed Name	Signature	Date Month	Day	Year
[illegible]			[illegible]	

17. Carrier Acknowledgement of Receipt of Materials

Printed/Typed Name	Signature	Date Month	Day	Year
William Wallace		[illegible]	[illegible]	[illegible]

18. Carrier Acknowledgement of Receipt of Materials

Printed/Typed Name	Signature	Date Month	Day	Year

19. Discrepancy Indication Space

20. Consignee

Printed/Typed Name	Signature	Date Month	Day	Year
Chad Snedegar	[illegible]	9	16	20

BILL OF LADING

	1. 24 Hour Emergency # **STAT, INC.**	2. BOL # 9-29
3. Shipper Name & Address STAT 3062 Eli Lane Hudson, NC 28638		4. Shipper's Phone 828-396-2304
5. Carrier **STAT, INC.**		A. Carrier Phone # 828-396-2304
7. Carrier		D. Carrier Phone
9. Consignee Name & Address Midwest Gas Company 1611 Integrity Drive Columbus, OH 43209		F. Consignee Phone 614-306-5992 (Joann Hraes)

HM	11. Base Description	12. Containers No.	12. Containers Type	13. Total Quantity	14. Unit Wt/Vol
X	a. UN1203 Flammable Liquid, N.O.S. (Gasoline) PG II, 9, ERG 128	1	TT	6700	Gal.
	b.				
	c.				
	d.				

G. Additional Descriptions for Materials Listed Above

USE DOT GUIDE # 128

15. Special Handling Instructions and Additional Information

AE Loading # 1-205062

16. Shipper: I hereby certify that the contents of this shipment are fully and accurately described and are in all respects in proper condition for transport

Printed/Typed Name	Signature	Date (Month Day Year)
George Bishop Jr		9 2 20

17. Carrier Acknowledgement of Receipt of Materials

Printed/Typed Name	Signature	Date (Month Day Year)

18. Carrier Acknowledgement of Receipt of Materials

Printed/Typed Name	Signature	Date (Month Day Year)

19. Discrepancy Indication Space

20. Consignee

Printed/Typed Name	Signature	Date (Month Day Year)
Chad Snedegar		9 3 20

BILL OF LADING

	1. 24 Hour Emergency # **STAT, INC.**	2. BOL # 00522
3. Shipper Name & Address STAT Inc. 3062 Eli Lane Hudson, NC 28638		4. Shipper's Phone 828-396-2304
5. Carrier **STAT, INC.**		A. Carrier Phone # 828-396-2304
7. Carrier		D. Carrier Phone
9. Consignee Name & Address Midwest Gas Company 1611 Integrity Drive Columbus, OH 43209		F. Consignee Phone 614-306-5992 (Joann Hracs)

HM	11. Base Description	12. Containers No.	12. Containers Type	13. Total Quantity	14. Unit Wt/Vol
X	a. UN1203 Flammable Liquid, N.O.S. (Gasoline) PGII, 9, ERG128	1	TT	64.50	Gal.
	b.				
	c.				
	d.				

G. Additional Descriptions for Materials Listed Above

USE DOT GUIDE # 128

15. Special Handling Instructions and Additional Information

16. Shipper: I hereby certify that the contents of this shipment are fully and accurately described and are in all respects in proper condition for transport

Printed/Typed Name	Signature	Date Month Day Year
George D. Skup Jr		9 4 20

17. Carrier Acknowledgement of Receipt of Materials

Printed/Typed Name	Signature	Date Month Day Year

18. Carrier Acknowledgement of Receipt of Materials

Printed/Typed Name	Signature	Date Month Day Year

19. Discrepancy Indication Space

20. Consignee

Printed/Typed Name	Signature	Date Month Day Year
William Maynard		9 5 20

BILL OF LADING

	1. 24 Hour Emergency # **STAT, INC.**	2. BOL # 00115
3. Shipper Name & Address STAT Inc. 3062 Eli Lane Hudson, NC 28638		4. Shipper's Phone ~~828~~-396-2304
5. Carrier **STAT, INC.**		6. Carrier Phone # ~~828~~-396-2304
7. Carrier		D. Carrier Phone
9. Consignee Name & Address Midwest Gas Company 1611 Integrity Drive Columbus, OH 43209		F. Consignee Phone 614-306-5992 Joan Hracs

HM	11. Base Description	12. Containers No.	12. Containers Type	13. Total Quantity	14. Unit Wt/Vol
X	a. UN1203, Flammable Liquid, N.O.S. (Gasoline) PGII, 9, ERG 128	1	TT	~~1000 GAL~~ 7400	Gal.
	b.				
	c.				
	d.				

G. Additional Descriptions for Materials Listed Above

USE DOT GUIDE # 128

15. Special Handling Instructions and Additional Information

16. Shipper: I hereby certify that the contents of this shipment are fully and accurately described and are in all respects in proper condition for transport

Printed/Typed Name	Signature	Date (Month / Day / Year)
Keisha Kelly	Keisha Kelly	9 / 17 / 20

17. Carrier Acknowledgement of Receipt of Materials

Printed/Typed Name	Signature	Date (Month / Day / Year)

18. Carrier Acknowledgement of Receipt of Materials

Printed/Typed Name	Signature	Date (Month / Day / Year)
George Bishop Jr		9 / 17 / 20

19. Discrepancy Indication Space

20. Consignee

Printed/Typed Name	Signature	Date (Month / Day / Year)
Chad Snedegar	Chad Snedegar	9 / 18 / 20

AE Loading # 1-205077

BILL OF LADING

	1. 24 Hour Emergency # **STAT, INC.**	2. BOL # 00740
3. Shipper Name & Address: STAT inc 3062 Eli Lane Hudson NC 28638		4. Shipper's Phone: 828-396-2304
5. Carrier **STAT, INC.**		A. Carrier Phone #: 828-396-2304
7. Carrier		D. Carrier Phone
9. Consignee Name & Address: Midwest Gas Company 1611 Integrity Dr E Columbus OH 43209		F. Consignee Phone: 614-306-5992 Joan Hraes

HM	11. Base Description	12. Containers No.	12. Containers Type	13. Total Quantity	14. Unit Wt/Vol
X	a. UN 1203 flammable liquid N.O.S. (gasoline) PG II, 3,	001	1	6500 ~~7000~~ est	G
	b.			fuel Del. 6300	G
	c.				
	d.				

G. Additional Descriptions for Materials Listed Above

USE DOT GUIDE # 128

15. Special Handling Instructions and Additional Information

(63)

31 60 1800
32 850
32 1000 6450
32 2800

100 SI water back Tank
100 gallon water remaining 3
200 total water

16. Shipper: I hereby certify that the contents of this shipment are fully and accurately described and are in all respects in proper condition for transport

Printed/Typed Name	Signature	Date Month	Day	Year

17. Carrier Acknowledgement of Receipt of Materials

Printed/Typed Name	Signature	Date Month	Day	Year
George Biskup Jr		9	20	20

18. Carrier Acknowledgement of Receipt of Materials

Printed/Typed Name	Signature	Date Month	Day	Year

19. Discrepancy Indication Space

20. Consignee

Printed/Typed Name	Signature	Date Month	Day	Year
Chad Snedegar		9	21	20

BILL OF LADING

	1. 24 Hour Emergency # **STAT, INC.**	2. BOL #
3. Shipper Name & Address STAT INC. 3048 Eli Lane Hudson, NC 28638		4. Shipper's Phone 828-396-2304
5. Carrier **STAT, INC.**		A. Carrier Phone # 828-396-2304
7. Carrier		D. Carrier Phone
9. Consignee Name & Address Midwest Gas Company 1611 Integrity Drive Columbus, OH 43209		F. Consignee Phone 614-306-5992 Joan Hracs

HM	11. Base Description	12. Containers No.	12. Containers Type	13. Total Quantity	14. Unit Wt/Vol
X	a. UN1203 Flammable Liquid, N.O.S. (Gasoline) PGII, 9, ERG128	1	TT	6325	Gal.
	b.				
	c.				
	d.				

G. Additional Descriptions for Materials Listed Above

USE DOT GUIDE # 128

15. Special Handling Instructions and Additional Information

Bottomed 375 gallons of Water off Tanker

6325 gasoline

16. Shipper: I hereby certify that the contents of this shipment are fully and accurately described and are in all respects in proper condition for transport

Printed/Typed Name	Signature	Date Month	Day	Year
Keshia Kelly	Keshia Kelly	9	14	20

17. Carrier Acknowledgement of Receipt of Materials

Printed/Typed Name	Signature	Date Month	Day	Year
Mark Harris	Mark Harris	9	15	20

18. Carrier Acknowledgement of Receipt of Materials

Printed/Typed Name	Signature	Date Month	Day	Year

19. Discrepancy Indication Space

20. Consignee

Printed/Typed Name	Signature	Date Month	Day	Year
Darrell Black	D. Black	9	19	20

BILL OF LADING

	1. 24 Hour Emergency # **STAT, INC.**	2. BOL # 00133
3. Shipper Name & Address STAT, INC. 3062 Eli LANE Hudson, NC 28638		4. Shipper's Phone 828-396-2304
5. Carrier **STAT, INC.**		A. Carrier Phone # 828-396-2304
7. Carrier		D. Carrier Phone
9. Consignee Name & Address Midwest Gas Company 1611 Integrity Dr. Columbus, Ohio 43209		F. Consignee Phone 614-306-5992 JOAN HRACS

HM	11. Base Description	12. Containers No.	12. Containers Type	13. Total Quantity	14. Unit Wt/Vol
X	a. UN1203 Flammable liquid N.O.S. (Gasoline) PG II 3	1	TT	7850 est	Gal.
	b.				
	c.				
	d.				

G. Additional Descriptions for Materials Listed Above

USE DOT GUIDE # ERG128

15. Special Handling Instructions and Additional Information

Rejected

Load Schedule # 1-2050B1 1000 gallons unloaded

16. Shipper: I hereby certify that the contents of this shipment are fully and accurately described and are in all respects in proper condition for transport

Printed/Typed Name	Signature	Date Month	Day	Year
Rodney Raby	Rodney Raby	09	24	2020

17. Carrier Acknowledgement of Receipt of Materials

Printed/Typed Name	Signature	Date Month	Day	Year
George Bishop Jr		9	24	20

18. Carrier Acknowledgement of Receipt of Materials

Printed/Typed Name	Signature	Date Month	Day	Year

19. Discrepancy Indication Space

20. Consignee

Printed/Typed Name	Signature	Date Month	Day	Year
Chad Snedegar		9	25	20

BILL OF LADING

Docket #194

	1. 24 Hour Emergency # **STAT, INC.**	2. BOL # 5113
3. Shipper Name & Address STAT Inc. 3062 Eli Lane Hudson, NC 28638		4. Shipper's Phone 828-396-2304
5. Carrier **STAT, INC.**		A. Carrier Phone # 828-396-2304
7. Carrier		D. Carrier Phone
9. Consignee Name & Address Midwest Gas Company 1611 Integrity Drive Columbus, OH 43209		F. Consignee Phone 614-306-5992 Joann Hracs

HM	11. Base Description	12. Containers No.	12. Containers Type	13. Total Quantity	14. Unit Wt/Vol
X	a. UN1203 Flammable Liquid, N.O.S. (Gasoline) PG II, 3, ERG128	1	TT	6,700	Gal.
	b.				
	c.				
	d.				

G. Additional Descriptions for Materials Listed Above

USE DOT GUIDE # 128

15. Special Handling Instructions and Additional Information

AE Loading # 1-205085

16. Shipper: I hereby certify that the contents of this shipment are fully and accurately described and are in all respects in proper condition for transport

Printed/Typed Name	Signature	Date Month	Day	Year
Rodney Raby	Rodney Raby	09	23	2020

17. Carrier Acknowledgement of Receipt of Materials

Printed/Typed Name	Signature	Date Month	Day	Year
Mark Harris	Mark Harris	09	23	2020

18. Carrier Acknowledgement of Receipt of Materials

Printed/Typed Name	Signature	Date Month	Day	Year

19. Discrepancy Indication Space

20. Consignee

Printed/Typed Name	Signature	Date Month	Day	Year
Joel Snedegar		9	24	20

BILL OF LADING

	1. 24 Hour Emergency # **STAT, INC.**	2. BOL # 8151
3. Shipper Name & Address STAT INC. 3062 Eli Lane Hudson, N.C.		4. Shipper's Phone 828-396-2304
5. Carrier **STAT, INC.**		A. Carrier Phone # 828-396-2304
7. Carrier		D. Carrier Phone
9. Consignee Name & Address Midwest Gas Company 1611 Integrity Drive Columbus, Ohio 43209		F. Consignee Phone 614-306-5992 JOAN HRACS

HM	11. Base Description	12. Containers No.	12. Containers Type	13. Total Quantity	14. Unit Wt/Vol
X	a. UN 1203 Flammable Liquid N.O.S. (Gasoline) PG II, 3, ERG 128	1	TT	6,700	Gal.
	b.				
	c.				
	d.				

G. Additional Descriptions for Materials Listed Above

USE DOT GUIDE # 128

15. Special Handling Instructions and Additional Information

AE Loading # 1-205078

16. Shipper: I hereby certify that the contents of this shipment are fully and accurately described and are in all respects in proper condition for transport

Printed/Typed Name	Signature	Date Month	Day	Year
Rodney Kelly	Rodney Kelly	09	22	2020

17. Carrier Acknowledgement of Receipt of Materials

Printed/Typed Name	Signature	Date Month	Day	Year
Mark Harris	Mark Harris	09	22	2020

18. Carrier Acknowledgement of Receipt of Materials

Printed/Typed Name	Signature	Date Month	Day	Year

19. Discrepancy Indication Space

20. Consignee

Printed/Typed Name	Signature	Date Month	Day	Year
Chad Snedegar	Chad Snedegar	9	22	20

#97

BILL OF LADING

	1. 24 Hour Emergency # **STAT, INC.**	2. BOL #
3. Shipper Name & Address STAT Inc 3062 El Lane Hudson NC 28639		4. Shipper's Phone 828-396-2304
5. Carrier **STAT, INC.**		A. Carrier Phone # 828-396-2304
7. Carrier		D. Carrier Phone
9. Consignee Name & Address Midwest Gas Company 1611 Integrity Drive E. Columbus OH 43209		F. Consignee Phone

HM	11. Base Description	12. Containers No.	Type	13. Total Quantity	14. Unit Wt/Vol
X	a. UN 1203 Flammable liquid (gasoline) N.O.S. Pl. II. 3	001	GT	7344	6
	b.				
	c.				
	d.				

G. Additional Descriptions for Materials Listed Above

USE DOT GUIDE # 128

15. Special Handling Instructions and Additional Information

AE Loading # 1-205079

16. Shipper: I hereby certify that the contents of this shipment are fully and accurately described and are in all respects in proper condition for transport

Printed/Typed Name	Signature	Date Month	Day	Year

17. Carrier Acknowledgement of Receipt of Materials

Printed/Typed Name	Signature	Date Month	Day	Year
George Biskup Jr	[signature]	1	22	20

18. Carrier Acknowledgement of Receipt of Materials

Printed/Typed Name	Signature	Date Month	Day	Year

19. Discrepancy Indication Space

20. Consignee

Printed/Typed Name	Signature	Date Month	Day	Year
[illegible]	[signature]		[illegible]	

BILL OF LADING

1940

1. 24 Hour Emergency # **STAT, INC.**	2. BOL # 00123
3. Shipper Name & Address STAT INC. 3062 Eli. Lane Hudson, NC 28639	4. Shipper's Phone 828-396-2304
5. Carrier **STAT, INC.**	A. Carrier Phone # 828-396-2304
7. Carrier	D. Carrier Phone
9. Consignee Name & Address Midwest Gas Company 1611 Integrity Drive Columbus, OH 43209	F. Consignee Phone 614-306-5992 Joan Hracs

HM	11. Base Description	12. Containers No.	12. Containers Type	13. Total Quantity	14. Unit Wt/Vol
X	a. UN1203, Flammable Liquid N.O.S (Gasoline) PGII, 3, ERG128	1	TT	7000	Gal.
	b.				
	c.				
	d.				

G. Additional Descriptions for Materials Listed Above

USE DOT GUIDE # 128

15. Special Handling Instructions and Additional Information

AE Loading # 1-205085

16. Shipper: I hereby certify that the contents of this shipment are fully and accurately described and are in all respects in proper condition for transport

Printed/Typed Name	Signature	Date (Month Day Year)
Kesha Kelly	Kesha Kelly	10 1 20

17. Carrier Acknowledgement of Receipt of Materials

Printed/Typed Name	Signature	Date (Month Day Year)
George Bishop Jr		10 2 20

18. Carrier Acknowledgement of Receipt of Materials

Printed/Typed Name	Signature	Date (Month Day Year)

19. Discrepancy Indication Space

20. Consignee

Printed/Typed Name	Signature	Date (Month Day Year)
Chad Snedegar		10 1 20

BILL OF LADING

	1. 24 Hour Emergency # **STAT, INC.**	2. BOL # 00121
3. Shipper Name & Address STAT INC. 3062 ELi Lane Hudson, NC 28639		4. Shipper's Phone 828-396-2304
5. Carrier **STAT, INC.**		A. Carrier Phone # 828-396-2304
7. Carrier		D. Carrier Phone
9. Consignee Name & Address Midwest Gas Company 11611 Integrity Drive Columbus, OH 43209		F. Consignee Phone 614-306-5992 Joan Hracs

HM	11. Base Description	12. Containers No.	12. Containers Type	13. Total Quantity	14. Unit Wt/Vol
X	a. UN1203, Flammable Liquid N.O.S (Gasoline) PGII, 3, ERG 128	1	TT	7,400	Gal.
	b.				
	c.				
	d.				

G. Additional Descriptions for Materials Listed Above

USE DOT GUIDE # 128

15. Special Handling Instructions and Additional Information

AE Loading# 1-205084

16. Shipper: I hereby certify that the contents of this shipment are fully and accurately described and are in all respects in proper condition for transport

Printed/Typed Name	Signature	Date Month	Day	Year
Kesha Kelly	Kesha Kelly	9	29	20

17. Carrier Acknowledgement of Receipt of Materials

Printed/Typed Name	Signature	Date Month	Day	Year
Mark Harris	Mark Harris	9	29	20

18. Carrier Acknowledgement of Receipt of Materials

Printed/Typed Name	Signature	Date Month	Day	Year

19. Discrepancy Indication Space

20. Consignee

Printed/Typed Name	Signature	Date Month	Day	Year
Chad Snedeger	Chad Snedeger	9	30	20

BILL OF LADING

	1. 24 Hour Emergency # **STAT, INC.**	2. BOL #
3. Shipper Name & Address STAT INC. 3062 Lillane [illegible] NC 28639		4. Shipper's Phone 828-396-2304
5. Carrier **STAT, INC.**		A. Carrier Phone # 828-396-2304
7. Carrier		D. Carrier Phone
9. Consignee Name & Address Midwest Gas Company 1611 Integrity Drive Columbus, OH 43209		F. Consignee Phone 614-306-5992 Sean Hracs

HM	11. Base Description	12. Containers No.	Type	13. Total Quantity	14. Unit Wt/Vol
X	a. UN1203 Flammable Liquid N.O.S. (Gasoline) PG II, 3, ERG128	1	TT	6900	Gal.
	b.				
	c.				
	d.				

G. Additional Descriptions for Materials Listed Above

USE DOT GUIDE # 128

15. Special Handling Instructions and Additional Information

AE Loading # 1-205083

16. Shipper: I hereby certify that the contents of this shipment are fully and accurately described and are in all respects in proper condition for transport

Printed/Typed Name	Signature	Date Month	Day	Year
Kasha Kelly	Kasha Kelly	9	28	20

17. Carrier Acknowledgement of Receipt of Materials

Printed/Typed Name	Signature	Date Month	Day	Year
Maurice Wilson	Maurice Wilson	9	29	20

18. Carrier Acknowledgement of Receipt of Materials

Printed/Typed Name	Signature	Date Month	Day	Year

19. Discrepancy Indication Space

20. Consignee

Printed/Typed Name	Signature	Date Month	Day	Year
Chad Snedegar	Chad Snedegar	9	29	20

APPENDIX B

LABORATORY ANALYTICAL REPORTS

Pace Analytical Services, LLC
9800 Kincey Ave. Suite 100
Huntersville, NC 28078
(704)875-9092

August 31, 2020

Andrew Wreschnig
AECOM
6000 Fairview Road
Suite 200
Charlotte, NC 28210

RE: Project: Colonial Pipeline (8/28 GW)
Pace Project No.: 92493062

Dear Andrew Wreschnig:

Enclosed are the analytical results for sample(s) received by the laboratory on August 28, 2020. The results relate only to the samples included in this report. Results reported herein conform to the applicable TNI/NELAC Standards and the laboratory's Quality Manual, where applicable, unless otherwise noted in the body of the report.

The test results provided in this final report were generated by each of the following laboratories within the Pace Network:

- Pace National - Mt. Juliet
- Pace Analytical Services - Asheville
- Pace Analytical Services - Charlotte

If you have any questions concerning this report, please feel free to contact me.

Sincerely,

Nicole Gasiorowski

Nicole Gasiorowski
nicole.gasiorowski@pacelabs.com
(704)875-9092
Project Manager

Enclosures

cc: Jeff Morrison, Colonial Pipeline Company

This report shall not be reproduced, except in full,
without the written consent of Pace Analytical Services, LLC.

Pace Analytical Services, LLC
9800 Kincey Ave. Suite 100
Huntersville, NC 28078
(704)875-9092

CERTIFICATIONS

Project: Colonial Pipeline (8/28 GW)
Pace Project No.: 92493062

Pace Analytical Services National

12065 Lebanon Road, Mt. Juliet, TN 37122
Alabama Certification #: 40660
Alaska Certification 17-026
Arizona Certification #: AZ0612
Arkansas Certification #: 88-0469
California Certification #: 2932
Canada Certification #: 1461.01
Colorado Certification #: TN00003
Connecticut Certification #: PH-0197
DOD Certification: #1461.01
EPA# TN00003
Florida Certification #: E87487
Georgia DW Certification #: 923
Georgia Certification: NELAP
Idaho Certification #: TN00003
Illinois Certification #: 200008
Indiana Certification #: C-TN-01
Iowa Certification #: 364
Kansas Certification #: E-10277
Kentucky UST Certification #: 16
Kentucky Certification #: 90010
Louisiana Certification #: AI30792
Louisiana DW Certification #: LA180010
Maine Certification #: TN0002
Maryland Certification #: 324
Massachusetts Certification #: M-TN003
Michigan Certification #: 9958
Minnesota Certification #: 047-999-395
Mississippi Certification #: TN00003
Missouri Certification #: 340
Montana Certification #: CERT0086
Nebraska Certification #: NE-OS-15-05
Nevada Certification #: TN-03-2002-34
New Hampshire Certification #: 2975
New Jersey Certification #: TN002
New Mexico DW Certification
New York Certification #: 11742
North Carolina Aquatic Toxicity Certification #: 41
North Carolina Drinking Water Certification #: 21704
North Carolina Environmental Certificate #: 375
North Dakota Certification #: R-140
Ohio VAP Certification #: CL0069
Oklahoma Certification #: 9915
Oregon Certification #: TN200002
Pennsylvania Certification #: 68-02979
Rhode Island Certification #: LAO00356
South Carolina Certification #: 84004
South Dakota Certification
Tennessee DW/Chem/Micro Certification #: 2006
Texas Certification #: T 104704245-17-14
Texas Mold Certification #: LAB0152
USDA Soil Permit #: P330-15-00234
Utah Certification #: TN00003
Virginia Certification #: VT2006
Vermont Dept. of Health: ID# VT-2006
Virginia Certification #: 460132
Washington Certification #: C847
West Virginia Certification #: 233
Wisconsin Certification #: 9980939910
Wyoming UST Certification #: via A2LA 2926.01
A2LA-ISO 17025 Certification #: 1461.01
A2LA-ISO 17025 Certification #: 1461.02
AIHA-LAP/LLC EMLAP Certification #:100789

Pace Analytical Services Charlotte

9800 Kincey Ave. Ste 100, Huntersville, NC 28078
Louisiana/NELAP Certification # LA170028
North Carolina Drinking Water Certification #: 37706
North Carolina Field Services Certification #: 5342
North Carolina Wastewater Certification #: 12
South Carolina Certification #: 99006001
Florida/NELAP Certification #: E87627
Kentucky UST Certification #: 84
Virginia/VELAP Certification #: 460221

Pace Analytical Services Asheville

2225 Riverside Drive, Asheville, NC 28804
Florida/NELAP Certification #: E87648
Massachusetts Certification #: M-NC030
North Carolina Drinking Water Certification #: 37712
North Carolina Wastewater Certification #: 40
South Carolina Certification #: 99030001
Virginia/VELAP Certification #: 460222

REPORT OF LABORATORY ANALYSIS

This report shall not be reproduced, except in full,
without the written consent of Pace Analytical Services, LLC.

Pace Analytical Services, LLC
9800 Kincey Ave. Suite 100
Huntersville, NC 28078
(704)875-9092

SAMPLE ANALYTE COUNT

Project: Colonial Pipeline (8/28 GW)
Pace Project No.: 92493062

Lab ID	Sample ID	Method	Analysts	Analytes Reported	Laboratory
92493062001	**MW-1**	EPA 504.1	JMS1	2	PASI-C
		MADEP VPH	DWR	6	PAN
		EPA 6010D	DS	1	PASI-A
		SM 6200B	CL	62	PASI-C
92493062002	**MW-2**	EPA 504.1	JMS1	2	PASI-C
		MADEP VPH	DWR	6	PAN
		EPA 6010D	DS	1	PASI-A
		SM 6200B	CL	62	PASI-C
92493062003	**MW-3**	EPA 504.1	JMS1	2	PASI-C
		MADEP VPH	DWR	6	PAN
		EPA 6010D	DS	1	PASI-A
		SM 6200B	CL	62	PASI-C
92493062004	**TB-2**	SM 6200B	CL	62	PASI-C

PAN = Pace National - Mt. Juliet
PASI-A = Pace Analytical Services - Asheville
PASI-C = Pace Analytical Services - Charlotte

This report shall not be reproduced, except in full,
without the written consent of Pace Analytical Services, LLC.

Pace Analytical Services, LLC
9800 Kincey Ave. Suite 100
Huntersville, NC 28078
(704)875-9092

ANALYTICAL RESULTS

Project: Colonial Pipeline (8/28 GW)
Pace Project No.: 92493062

Sample: MW-1 **Lab ID: 92493062001** Collected: 08/28/20 12:40 Received: 08/28/20 15:50 Matrix: Water

Parameters	Results	Units	Report Limit	DF	Prepared	Analyzed	CAS No.	Qual
504 GCS EDB and DBCP	Analytical Method: EPA 504.1 Preparation Method: EPA 504.1 Pace Analytical Services - Charlotte							
1,2-Dibromoethane (EDB)	ND	ug/L	0.022	1	08/30/20 09:49	08/30/20 11:57	106-93-4	
Surrogates								
1-Chloro-2-bromopropane (S)	91	%	70-130	1	08/30/20 09:49	08/30/20 11:57	301-79-56	
MADEPV	Analytical Method: MADEP VPH Preparation Method: MADEPV Pace National - Mt. Juliet							
Aliphatic (C05-C08)	ND	ug/L	100	1	08/30/20 02:03	08/30/20 02:03		R1
Aliphatic (C09-C12)	ND	ug/L	100	1	08/30/20 02:03	08/30/20 02:03		R1
Aromatic (C09-C10),Unadjusted	ND	ug/L	100	1	08/30/20 02:03	08/30/20 02:03	TPHC9C10A	
Total VPH	ND	ug/L	100	1	08/30/20 02:03	08/30/20 02:03	VPH	R1
Surrogates								
2,5-Dibromotoluene (FID)	97.1	%	70.0-130	1	08/30/20 02:03	08/30/20 02:03	615-59-8FID	
2,5-Dibromotoluene (PID)	83.6	%	70.0-130	1	08/30/20 02:03	08/30/20 02:03	615-59-8PID	
6010 MET ICP	Analytical Method: EPA 6010D Preparation Method: EPA 3010A Pace Analytical Services - Asheville							
Lead	ND	ug/L	5.0	1	08/29/20 02:01	08/29/20 15:48	7439-92-1	
6200B MSV	Analytical Method: SM 6200B Pace Analytical Services - Charlotte							
Benzene	ND	ug/L	0.50	1		08/29/20 08:00	71-43-2	
Bromobenzene	ND	ug/L	0.50	1		08/29/20 08:00	108-86-1	
Bromochloromethane	ND	ug/L	0.50	1		08/29/20 08:00	74-97-5	
Bromodichloromethane	ND	ug/L	0.50	1		08/29/20 08:00	75-27-4	
Bromoform	ND	ug/L	0.50	1		08/29/20 08:00	75-25-2	
Bromomethane	ND	ug/L	5.0	1		08/29/20 08:00	74-83-9	
n-Butylbenzene	ND	ug/L	0.50	1		08/29/20 08:00	104-51-8	
sec-Butylbenzene	ND	ug/L	0.50	1		08/29/20 08:00	135-98-8	
tert-Butylbenzene	ND	ug/L	0.50	1		08/29/20 08:00	98-06-6	
Carbon tetrachloride	ND	ug/L	0.50	1		08/29/20 08:00	56-23-5	
Chlorobenzene	ND	ug/L	0.50	1		08/29/20 08:00	108-90-7	
Chloroethane	ND	ug/L	1.0	1		08/29/20 08:00	75-00-3	
Chloroform	ND	ug/L	0.50	1		08/29/20 08:00	67-66-3	
Chloromethane	ND	ug/L	1.0	1		08/29/20 08:00	74-87-3	
2-Chlorotoluene	ND	ug/L	0.50	1		08/29/20 08:00	95-49-8	
4-Chlorotoluene	ND	ug/L	0.50	1		08/29/20 08:00	106-43-4	
1,2-Dibromo-3-chloropropane	ND	ug/L	1.0	1		08/29/20 08:00	96-12-8	
Dibromochloromethane	ND	ug/L	0.50	1		08/29/20 08:00	124-48-1	
Dibromomethane	ND	ug/L	0.50	1		08/29/20 08:00	74-95-3	
1,2-Dichlorobenzene	ND	ug/L	0.50	1		08/29/20 08:00	95-50-1	
1,3-Dichlorobenzene	ND	ug/L	0.50	1		08/29/20 08:00	541-73-1	
1,4-Dichlorobenzene	ND	ug/L	0.50	1		08/29/20 08:00	106-46-7	
Dichlorodifluoromethane	ND	ug/L	0.50	1		08/29/20 08:00	75-71-8	
1,1-Dichloroethane	ND	ug/L	0.50	1		08/29/20 08:00	75-34-3	
1,2-Dichloroethane	ND	ug/L	0.50	1		08/29/20 08:00	107-06-2	
1,1-Dichloroethene	ND	ug/L	0.50	1		08/29/20 08:00	75-35-4	

REPORT OF LABORATORY ANALYSIS

This report shall not be reproduced, except in full,
without the written consent of Pace Analytical Services, LLC.

Pace Analytical Services, LLC
9800 Kincey Ave. Suite 100
Huntersville, NC 28078
(704)875-9092

ANALYTICAL RESULTS

Project: Colonial Pipeline (8/28 GW)
Pace Project No.: 92493062

Sample: MW-1 **Lab ID: 92493062001** Collected: 08/28/20 12:40 Received: 08/28/20 15:50 Matrix: Water

Parameters	Results	Units	Report Limit	DF	Prepared	Analyzed	CAS No.	Qual
6200B MSV	Analytical Method: SM 6200B Pace Analytical Services - Charlotte							
cis-1,2-Dichloroethene	ND	ug/L	0.50	1		08/29/20 08:00	156-59-2	
trans-1,2-Dichloroethene	ND	ug/L	0.50	1		08/29/20 08:00	156-60-5	
1,2-Dichloropropane	ND	ug/L	0.50	1		08/29/20 08:00	78-87-5	
1,3-Dichloropropane	ND	ug/L	0.50	1		08/29/20 08:00	142-28-9	
2,2-Dichloropropane	ND	ug/L	0.50	1		08/29/20 08:00	594-20-7	
1,1-Dichloropropene	ND	ug/L	0.50	1		08/29/20 08:00	563-58-6	
cis-1,3-Dichloropropene	ND	ug/L	0.50	1		08/29/20 08:00	10061-01-5	
trans-1,3-Dichloropropene	ND	ug/L	0.50	1		08/29/20 08:00	10061-02-6	
Diisopropyl ether	ND	ug/L	0.50	1		08/29/20 08:00	108-20-3	
Ethylbenzene	ND	ug/L	0.50	1		08/29/20 08:00	100-41-4	
Hexachloro-1,3-butadiene	ND	ug/L	2.0	1		08/29/20 08:00	87-68-3	
Isopropylbenzene (Cumene)	ND	ug/L	0.50	1		08/29/20 08:00	98-82-8	
Methylene Chloride	ND	ug/L	2.0	1		08/29/20 08:00	75-09-2	
Methyl-tert-butyl ether	ND	ug/L	0.50	1		08/29/20 08:00	1634-04-4	
Naphthalene	ND	ug/L	2.0	1		08/29/20 08:00	91-20-3	
n-Propylbenzene	ND	ug/L	0.50	1		08/29/20 08:00	103-65-1	
Styrene	ND	ug/L	0.50	1		08/29/20 08:00	100-42-5	
1,1,1,2-Tetrachloroethane	ND	ug/L	0.50	1		08/29/20 08:00	630-20-6	
1,1,2,2-Tetrachloroethane	ND	ug/L	0.50	1		08/29/20 08:00	79-34-5	
Tetrachloroethene	ND	ug/L	0.50	1		08/29/20 08:00	127-18-4	
Toluene	ND	ug/L	0.50	1		08/29/20 08:00	108-88-3	
1,2,3-Trichlorobenzene	ND	ug/L	2.0	1		08/29/20 08:00	87-61-6	
1,2,4-Trichlorobenzene	ND	ug/L	2.0	1		08/29/20 08:00	120-82-1	
1,1,1-Trichloroethane	ND	ug/L	0.50	1		08/29/20 08:00	71-55-6	
1,1,2-Trichloroethane	ND	ug/L	0.50	1		08/29/20 08:00	79-00-5	
Trichloroethene	ND	ug/L	0.50	1		08/29/20 08:00	79-01-6	
Trichlorofluoromethane	ND	ug/L	1.0	1		08/29/20 08:00	75-69-4	
1,2,3-Trichloropropane	ND	ug/L	0.50	1		08/29/20 08:00	96-18-4	
1,2,4-Trimethylbenzene	ND	ug/L	0.50	1		08/29/20 08:00	95-63-6	
1,3,5-Trimethylbenzene	ND	ug/L	0.50	1		08/29/20 08:00	108-67-8	
Vinyl chloride	ND	ug/L	1.0	1		08/29/20 08:00	75-01-4	
m&p-Xylene	ND	ug/L	1.0	1		08/29/20 08:00	179601-23-1	
o-Xylene	ND	ug/L	0.50	1		08/29/20 08:00	95-47-6	
Surrogates								
1,2-Dichloroethane-d4 (S)	99	%	70-130	1		08/29/20 08:00	17060-07-0	
4-Bromofluorobenzene (S)	101	%	70-130	1		08/29/20 08:00	460-00-4	
Toluene-d8 (S)	104	%	70-130	1		08/29/20 08:00	2037-26-5	

REPORT OF LABORATORY ANALYSIS

This report shall not be reproduced, except in full,
without the written consent of Pace Analytical Services, LLC.

Pace Analytical Services, LLC
9800 Kincey Ave. Suite 100
Huntersville, NC 28078
(704)875-9092

ANALYTICAL RESULTS

Project: Colonial Pipeline (8/28 GW)
Pace Project No.: 92493062

Sample: MW-2 **Lab ID: 92493062002** Collected: 08/28/20 11:30 Received: 08/28/20 15:50 Matrix: Water

Parameters	Results	Units	Report Limit	DF	Prepared	Analyzed	CAS No.	Qual
504 GCS EDB and DBCP	Analytical Method: EPA 504.1 Preparation Method: EPA 504.1 Pace Analytical Services - Charlotte							
1,2-Dibromoethane (EDB)	ND	ug/L	0.021	1	08/30/20 09:49	08/30/20 12:33	106-93-4	
Surrogates								
1-Chloro-2-bromopropane (S)	94	%	70-130	1	08/30/20 09:49	08/30/20 12:33	301-79-56	
MADEPV	Analytical Method: MADEP VPH Preparation Method: MADEPV Pace National - Mt. Juliet							
Aliphatic (C05-C08)	ND	ug/L	100	1	08/30/20 03:07	08/30/20 03:07		R1
Aliphatic (C09-C12)	ND	ug/L	100	1	08/30/20 03:07	08/30/20 03:07		R1
Aromatic (C09-C10),Unadjusted	ND	ug/L	100	1	08/30/20 03:07	08/30/20 03:07	TPHC9C10A	
Total VPH	ND	ug/L	100	1	08/30/20 03:07	08/30/20 03:07	VPH	R1
Surrogates								
2,5-Dibromotoluene (FID)	97.3	%	70.0-130	1	08/30/20 03:07	08/30/20 03:07	615-59-8FID	
2,5-Dibromotoluene (PID)	82.2	%	70.0-130	1	08/30/20 03:07	08/30/20 03:07	615-59-8PID	
6010 MET ICP	Analytical Method: EPA 6010D Preparation Method: EPA 3010A Pace Analytical Services - Asheville							
Lead	ND	ug/L	5.0	1	08/29/20 02:01	08/29/20 15:52	7439-92-1	
6200B MSV	Analytical Method: SM 6200B Pace Analytical Services - Charlotte							
Benzene	ND	ug/L	0.50	1		08/29/20 08:18	71-43-2	
Bromobenzene	ND	ug/L	0.50	1		08/29/20 08:18	108-86-1	
Bromochloromethane	ND	ug/L	0.50	1		08/29/20 08:18	74-97-5	
Bromodichloromethane	ND	ug/L	0.50	1		08/29/20 08:18	75-27-4	
Bromoform	ND	ug/L	0.50	1		08/29/20 08:18	75-25-2	
Bromomethane	ND	ug/L	5.0	1		08/29/20 08:18	74-83-9	
n-Butylbenzene	ND	ug/L	0.50	1		08/29/20 08:18	104-51-8	
sec-Butylbenzene	ND	ug/L	0.50	1		08/29/20 08:18	135-98-8	
tert-Butylbenzene	ND	ug/L	0.50	1		08/29/20 08:18	98-06-6	
Carbon tetrachloride	ND	ug/L	0.50	1		08/29/20 08:18	56-23-5	
Chlorobenzene	ND	ug/L	0.50	1		08/29/20 08:18	108-90-7	
Chloroethane	ND	ug/L	1.0	1		08/29/20 08:18	75-00-3	
Chloroform	ND	ug/L	0.50	1		08/29/20 08:18	67-66-3	
Chloromethane	ND	ug/L	1.0	1		08/29/20 08:18	74-87-3	
2-Chlorotoluene	ND	ug/L	0.50	1		08/29/20 08:18	95-49-8	
4-Chlorotoluene	ND	ug/L	0.50	1		08/29/20 08:18	106-43-4	
1,2-Dibromo-3-chloropropane	ND	ug/L	1.0	1		08/29/20 08:18	96-12-8	
Dibromochloromethane	ND	ug/L	0.50	1		08/29/20 08:18	124-48-1	
Dibromomethane	ND	ug/L	0.50	1		08/29/20 08:18	74-95-3	
1,2-Dichlorobenzene	ND	ug/L	0.50	1		08/29/20 08:18	95-50-1	
1,3-Dichlorobenzene	ND	ug/L	0.50	1		08/29/20 08:18	541-73-1	
1,4-Dichlorobenzene	ND	ug/L	0.50	1		08/29/20 08:18	106-46-7	
Dichlorodifluoromethane	ND	ug/L	0.50	1		08/29/20 08:18	75-71-8	
1,1-Dichloroethane	ND	ug/L	0.50	1		08/29/20 08:18	75-34-3	
1,2-Dichloroethane	ND	ug/L	0.50	1		08/29/20 08:18	107-06-2	
1,1-Dichloroethene	ND	ug/L	0.50	1		08/29/20 08:18	75-35-4	

REPORT OF LABORATORY ANALYSIS

This report shall not be reproduced, except in full,
without the written consent of Pace Analytical Services, LLC.

Pace Analytical Services, LLC
9800 Kincey Ave. Suite 100
Huntersville, NC 28078
(704)875-9092

ANALYTICAL RESULTS

Project: Colonial Pipeline (8/28 GW)
Pace Project No.: 92493062

Sample: MW-2 **Lab ID: 92493062002** Collected: 08/28/20 11:30 Received: 08/28/20 15:50 Matrix: Water

Parameters	Results	Units	Report Limit	DF	Prepared	Analyzed	CAS No.	Qual
6200B MSV	Analytical Method: SM 6200B Pace Analytical Services - Charlotte							
cis-1,2-Dichloroethene	ND	ug/L	0.50	1		08/29/20 08:18	156-59-2	
trans-1,2-Dichloroethene	ND	ug/L	0.50	1		08/29/20 08:18	156-60-5	
1,2-Dichloropropane	ND	ug/L	0.50	1		08/29/20 08:18	78-87-5	
1,3-Dichloropropane	ND	ug/L	0.50	1		08/29/20 08:18	142-28-9	
2,2-Dichloropropane	ND	ug/L	0.50	1		08/29/20 08:18	594-20-7	
1,1-Dichloropropene	ND	ug/L	0.50	1		08/29/20 08:18	563-58-6	
cis-1,3-Dichloropropene	ND	ug/L	0.50	1		08/29/20 08:18	10061-01-5	
trans-1,3-Dichloropropene	ND	ug/L	0.50	1		08/29/20 08:18	10061-02-6	
Diisopropyl ether	ND	ug/L	0.50	1		08/29/20 08:18	108-20-3	
Ethylbenzene	ND	ug/L	0.50	1		08/29/20 08:18	100-41-4	
Hexachloro-1,3-butadiene	ND	ug/L	2.0	1		08/29/20 08:18	87-68-3	
Isopropylbenzene (Cumene)	ND	ug/L	0.50	1		08/29/20 08:18	98-82-8	
Methylene Chloride	ND	ug/L	2.0	1		08/29/20 08:18	75-09-2	
Methyl-tert-butyl ether	ND	ug/L	0.50	1		08/29/20 08:18	1634-04-4	
Naphthalene	ND	ug/L	2.0	1		08/29/20 08:18	91-20-3	
n-Propylbenzene	ND	ug/L	0.50	1		08/29/20 08:18	103-65-1	
Styrene	ND	ug/L	0.50	1		08/29/20 08:18	100-42-5	
1,1,1,2-Tetrachloroethane	ND	ug/L	0.50	1		08/29/20 08:18	630-20-6	
1,1,2,2-Tetrachloroethane	ND	ug/L	0.50	1		08/29/20 08:18	79-34-5	
Tetrachloroethene	ND	ug/L	0.50	1		08/29/20 08:18	127-18-4	
Toluene	ND	ug/L	0.50	1		08/29/20 08:18	108-88-3	
1,2,3-Trichlorobenzene	ND	ug/L	2.0	1		08/29/20 08:18	87-61-6	
1,2,4-Trichlorobenzene	ND	ug/L	2.0	1		08/29/20 08:18	120-82-1	
1,1,1-Trichloroethane	ND	ug/L	0.50	1		08/29/20 08:18	71-55-6	
1,1,2-Trichloroethane	ND	ug/L	0.50	1		08/29/20 08:18	79-00-5	
Trichloroethene	ND	ug/L	0.50	1		08/29/20 08:18	79-01-6	
Trichlorofluoromethane	ND	ug/L	1.0	1		08/29/20 08:18	75-69-4	
1,2,3-Trichloropropane	ND	ug/L	0.50	1		08/29/20 08:18	96-18-4	
1,2,4-Trimethylbenzene	ND	ug/L	0.50	1		08/29/20 08:18	95-63-6	
1,3,5-Trimethylbenzene	ND	ug/L	0.50	1		08/29/20 08:18	108-67-8	
Vinyl chloride	ND	ug/L	1.0	1		08/29/20 08:18	75-01-4	
m&p-Xylene	ND	ug/L	1.0	1		08/29/20 08:18	179601-23-1	
o-Xylene	ND	ug/L	0.50	1		08/29/20 08:18	95-47-6	
Surrogates								
1,2-Dichloroethane-d4 (S)	99	%	70-130	1		08/29/20 08:18	17060-07-0	
4-Bromofluorobenzene (S)	102	%	70-130	1		08/29/20 08:18	460-00-4	
Toluene-d8 (S)	104	%	70-130	1		08/29/20 08:18	2037-26-5	

REPORT OF LABORATORY ANALYSIS

This report shall not be reproduced, except in full,
without the written consent of Pace Analytical Services, LLC.

Pace Analytical Services, LLC
9800 Kincey Ave. Suite 100
Huntersville, NC 28078
(704)875-9092

ANALYTICAL RESULTS

Project: Colonial Pipeline (8/28 GW)
Pace Project No.: 92493062

Sample: MW-3 **Lab ID: 92493062003** Collected: 08/28/20 13:50 Received: 08/28/20 15:50 Matrix: Water

Parameters	Results	Units	Report Limit	DF	Prepared	Analyzed	CAS No.	Qual
504 GCS EDB and DBCP	Analytical Method: EPA 504.1 Preparation Method: EPA 504.1 Pace Analytical Services - Charlotte							
1,2-Dibromoethane (EDB)	ND	ug/L	0.020	1	08/30/20 09:49	08/30/20 12:56	106-93-4	
Surrogates								
1-Chloro-2-bromopropane (S)	92	%	70-130	1	08/30/20 09:49	08/30/20 12:56	301-79-56	
MADEPV	Analytical Method: MADEP VPH Preparation Method: MADEPV Pace National - Mt. Juliet							
Aliphatic (C05-C08)	ND	ug/L	100	1	08/30/20 03:40	08/30/20 03:40		R1
Aliphatic (C09-C12)	ND	ug/L	100	1	08/30/20 03:40	08/30/20 03:40		R1
Aromatic (C09-C10),Unadjusted	ND	ug/L	100	1	08/30/20 03:40	08/30/20 03:40	TPHC9C10A	
Total VPH	ND	ug/L	100	1	08/30/20 03:40	08/30/20 03:40	VPH	R1
Surrogates								
2,5-Dibromotoluene (FID)	98.0	%	70.0-130	1	08/30/20 03:40	08/30/20 03:40	615-59-8FID	
2,5-Dibromotoluene (PID)	83.4	%	70.0-130	1	08/30/20 03:40	08/30/20 03:40	615-59-8PID	
6010 MET ICP	Analytical Method: EPA 6010D Preparation Method: EPA 3010A Pace Analytical Services - Asheville							
Lead	ND	ug/L	10.0	2	08/29/20 02:01	08/30/20 18:48	7439-92-1	D3
6200B MSV	Analytical Method: SM 6200B Pace Analytical Services - Charlotte							
Benzene	ND	ug/L	0.50	1		08/29/20 08:36	71-43-2	
Bromobenzene	ND	ug/L	0.50	1		08/29/20 08:36	108-86-1	
Bromochloromethane	ND	ug/L	0.50	1		08/29/20 08:36	74-97-5	
Bromodichloromethane	ND	ug/L	0.50	1		08/29/20 08:36	75-27-4	
Bromoform	ND	ug/L	0.50	1		08/29/20 08:36	75-25-2	
Bromomethane	ND	ug/L	5.0	1		08/29/20 08:36	74-83-9	
n-Butylbenzene	ND	ug/L	0.50	1		08/29/20 08:36	104-51-8	
sec-Butylbenzene	ND	ug/L	0.50	1		08/29/20 08:36	135-98-8	
tert-Butylbenzene	ND	ug/L	0.50	1		08/29/20 08:36	98-06-6	
Carbon tetrachloride	ND	ug/L	0.50	1		08/29/20 08:36	56-23-5	
Chlorobenzene	ND	ug/L	0.50	1		08/29/20 08:36	108-90-7	
Chloroethane	ND	ug/L	1.0	1		08/29/20 08:36	75-00-3	
Chloroform	ND	ug/L	0.50	1		08/29/20 08:36	67-66-3	
Chloromethane	ND	ug/L	1.0	1		08/29/20 08:36	74-87-3	
2-Chlorotoluene	ND	ug/L	0.50	1		08/29/20 08:36	95-49-8	
4-Chlorotoluene	ND	ug/L	0.50	1		08/29/20 08:36	106-43-4	
1,2-Dibromo-3-chloropropane	ND	ug/L	1.0	1		08/29/20 08:36	96-12-8	
Dibromochloromethane	ND	ug/L	0.50	1		08/29/20 08:36	124-48-1	
Dibromomethane	ND	ug/L	0.50	1		08/29/20 08:36	74-95-3	
1,2-Dichlorobenzene	ND	ug/L	0.50	1		08/29/20 08:36	95-50-1	
1,3-Dichlorobenzene	ND	ug/L	0.50	1		08/29/20 08:36	541-73-1	
1,4-Dichlorobenzene	ND	ug/L	0.50	1		08/29/20 08:36	106-46-7	
Dichlorodifluoromethane	ND	ug/L	0.50	1		08/29/20 08:36	75-71-8	
1,1-Dichloroethane	ND	ug/L	0.50	1		08/29/20 08:36	75-34-3	
1,2-Dichloroethane	ND	ug/L	0.50	1		08/29/20 08:36	107-06-2	
1,1-Dichloroethene	ND	ug/L	0.50	1		08/29/20 08:36	75-35-4	

REPORT OF LABORATORY ANALYSIS

This report shall not be reproduced, except in full,
without the written consent of Pace Analytical Services, LLC.

Pace Analytical Services, LLC
9800 Kincey Ave. Suite 100
Huntersville, NC 28078
(704)875-9092

ANALYTICAL RESULTS

Project: Colonial Pipeline (8/28 GW)
Pace Project No.: 92493062

Sample: MW-3 **Lab ID: 92493062003** Collected: 08/28/20 13:50 Received: 08/28/20 15:50 Matrix: Water

Parameters	Results	Units	Report Limit	DF	Prepared	Analyzed	CAS No.	Qual
6200B MSV	Analytical Method: SM 6200B Pace Analytical Services - Charlotte							
cis-1,2-Dichloroethene	ND	ug/L	0.50	1		08/29/20 08:36	156-59-2	
trans-1,2-Dichloroethene	ND	ug/L	0.50	1		08/29/20 08:36	156-60-5	
1,2-Dichloropropane	ND	ug/L	0.50	1		08/29/20 08:36	78-87-5	
1,3-Dichloropropane	ND	ug/L	0.50	1		08/29/20 08:36	142-28-9	
2,2-Dichloropropane	ND	ug/L	0.50	1		08/29/20 08:36	594-20-7	
1,1-Dichloropropene	ND	ug/L	0.50	1		08/29/20 08:36	563-58-6	
cis-1,3-Dichloropropene	ND	ug/L	0.50	1		08/29/20 08:36	10061-01-5	
trans-1,3-Dichloropropene	ND	ug/L	0.50	1		08/29/20 08:36	10061-02-6	
Diisopropyl ether	ND	ug/L	0.50	1		08/29/20 08:36	108-20-3	
Ethylbenzene	ND	ug/L	0.50	1		08/29/20 08:36	100-41-4	
Hexachloro-1,3-butadiene	ND	ug/L	2.0	1		08/29/20 08:36	87-68-3	
Isopropylbenzene (Cumene)	ND	ug/L	0.50	1		08/29/20 08:36	98-82-8	
Methylene Chloride	ND	ug/L	2.0	1		08/29/20 08:36	75-09-2	
Methyl-tert-butyl ether	ND	ug/L	0.50	1		08/29/20 08:36	1634-04-4	
Naphthalene	ND	ug/L	2.0	1		08/29/20 08:36	91-20-3	
n-Propylbenzene	ND	ug/L	0.50	1		08/29/20 08:36	103-65-1	
Styrene	ND	ug/L	0.50	1		08/29/20 08:36	100-42-5	
1,1,1,2-Tetrachloroethane	ND	ug/L	0.50	1		08/29/20 08:36	630-20-6	
1,1,2,2-Tetrachloroethane	ND	ug/L	0.50	1		08/29/20 08:36	79-34-5	
Tetrachloroethene	ND	ug/L	0.50	1		08/29/20 08:36	127-18-4	
Toluene	ND	ug/L	0.50	1		08/29/20 08:36	108-88-3	
1,2,3-Trichlorobenzene	ND	ug/L	2.0	1		08/29/20 08:36	87-61-6	
1,2,4-Trichlorobenzene	ND	ug/L	2.0	1		08/29/20 08:36	120-82-1	
1,1,1-Trichloroethane	ND	ug/L	0.50	1		08/29/20 08:36	71-55-6	
1,1,2-Trichloroethane	ND	ug/L	0.50	1		08/29/20 08:36	79-00-5	
Trichloroethene	ND	ug/L	0.50	1		08/29/20 08:36	79-01-6	
Trichlorofluoromethane	ND	ug/L	1.0	1		08/29/20 08:36	75-69-4	
1,2,3-Trichloropropane	ND	ug/L	0.50	1		08/29/20 08:36	96-18-4	
1,2,4-Trimethylbenzene	ND	ug/L	0.50	1		08/29/20 08:36	95-63-6	
1,3,5-Trimethylbenzene	ND	ug/L	0.50	1		08/29/20 08:36	108-67-8	
Vinyl chloride	ND	ug/L	1.0	1		08/29/20 08:36	75-01-4	
m&p-Xylene	ND	ug/L	1.0	1		08/29/20 08:36	179601-23-1	
o-Xylene	ND	ug/L	0.50	1		08/29/20 08:36	95-47-6	
Surrogates								
1,2-Dichloroethane-d4 (S)	96	%	70-130	1		08/29/20 08:36	17060-07-0	
4-Bromofluorobenzene (S)	102	%	70-130	1		08/29/20 08:36	460-00-4	
Toluene-d8 (S)	106	%	70-130	1		08/29/20 08:36	2037-26-5	

REPORT OF LABORATORY ANALYSIS

This report shall not be reproduced, except in full,
without the written consent of Pace Analytical Services, LLC.

Pace Analytical Services, LLC
9800 Kincey Ave. Suite 100
Huntersville, NC 28078
(704)875-9092

ANALYTICAL RESULTS

Project: Colonial Pipeline (8/28 GW)
Pace Project No.: 92493062

Sample: TB-2 **Lab ID: 92493062004** Collected: 08/28/20 00:00 Received: 08/28/20 15:50 Matrix: Water

Parameters	Results	Units	Report Limit	DF	Prepared	Analyzed	CAS No.	Qual
6200B MSV	Analytical Method: SM 6200B Pace Analytical Services - Charlotte							
Benzene	ND	ug/L	0.50	1		08/29/20 07:42	71-43-2	
Bromobenzene	ND	ug/L	0.50	1		08/29/20 07:42	108-86-1	
Bromochloromethane	ND	ug/L	0.50	1		08/29/20 07:42	74-97-5	
Bromodichloromethane	ND	ug/L	0.50	1		08/29/20 07:42	75-27-4	
Bromoform	ND	ug/L	0.50	1		08/29/20 07:42	75-25-2	
Bromomethane	ND	ug/L	5.0	1		08/29/20 07:42	74-83-9	
n-Butylbenzene	ND	ug/L	0.50	1		08/29/20 07:42	104-51-8	
sec-Butylbenzene	ND	ug/L	0.50	1		08/29/20 07:42	135-98-8	
tert-Butylbenzene	ND	ug/L	0.50	1		08/29/20 07:42	98-06-6	
Carbon tetrachloride	ND	ug/L	0.50	1		08/29/20 07:42	56-23-5	
Chlorobenzene	ND	ug/L	0.50	1		08/29/20 07:42	108-90-7	
Chloroethane	ND	ug/L	1.0	1		08/29/20 07:42	75-00-3	
Chloroform	ND	ug/L	0.50	1		08/29/20 07:42	67-66-3	
Chloromethane	ND	ug/L	1.0	1		08/29/20 07:42	74-87-3	
2-Chlorotoluene	ND	ug/L	0.50	1		08/29/20 07:42	95-49-8	
4-Chlorotoluene	ND	ug/L	0.50	1		08/29/20 07:42	106-43-4	
1,2-Dibromo-3-chloropropane	ND	ug/L	1.0	1		08/29/20 07:42	96-12-8	
Dibromochloromethane	ND	ug/L	0.50	1		08/29/20 07:42	124-48-1	
Dibromomethane	ND	ug/L	0.50	1		08/29/20 07:42	74-95-3	
1,2-Dichlorobenzene	ND	ug/L	0.50	1		08/29/20 07:42	95-50-1	
1,3-Dichlorobenzene	ND	ug/L	0.50	1		08/29/20 07:42	541-73-1	
1,4-Dichlorobenzene	ND	ug/L	0.50	1		08/29/20 07:42	106-46-7	
Dichlorodifluoromethane	ND	ug/L	0.50	1		08/29/20 07:42	75-71-8	
1,1-Dichloroethane	ND	ug/L	0.50	1		08/29/20 07:42	75-34-3	
1,2-Dichloroethane	ND	ug/L	0.50	1		08/29/20 07:42	107-06-2	
1,1-Dichloroethene	ND	ug/L	0.50	1		08/29/20 07:42	75-35-4	
cis-1,2-Dichloroethene	ND	ug/L	0.50	1		08/29/20 07:42	156-59-2	
trans-1,2-Dichloroethene	ND	ug/L	0.50	1		08/29/20 07:42	156-60-5	
1,2-Dichloropropane	ND	ug/L	0.50	1		08/29/20 07:42	78-87-5	
1,3-Dichloropropane	ND	ug/L	0.50	1		08/29/20 07:42	142-28-9	
2,2-Dichloropropane	ND	ug/L	0.50	1		08/29/20 07:42	594-20-7	
1,1-Dichloropropene	ND	ug/L	0.50	1		08/29/20 07:42	563-58-6	
cis-1,3-Dichloropropene	ND	ug/L	0.50	1		08/29/20 07:42	10061-01-5	
trans-1,3-Dichloropropene	ND	ug/L	0.50	1		08/29/20 07:42	10061-02-6	
Diisopropyl ether	ND	ug/L	0.50	1		08/29/20 07:42	108-20-3	
Ethylbenzene	ND	ug/L	0.50	1		08/29/20 07:42	100-41-4	
Hexachloro-1,3-butadiene	ND	ug/L	2.0	1		08/29/20 07:42	87-68-3	
Isopropylbenzene (Cumene)	ND	ug/L	0.50	1		08/29/20 07:42	98-82-8	
Methylene Chloride	ND	ug/L	2.0	1		08/29/20 07:42	75-09-2	
Methyl-tert-butyl ether	ND	ug/L	0.50	1		08/29/20 07:42	1634-04-4	
Naphthalene	ND	ug/L	2.0	1		08/29/20 07:42	91-20-3	
n-Propylbenzene	ND	ug/L	0.50	1		08/29/20 07:42	103-65-1	
Styrene	ND	ug/L	0.50	1		08/29/20 07:42	100-42-5	
1,1,1,2-Tetrachloroethane	ND	ug/L	0.50	1		08/29/20 07:42	630-20-6	
1,1,2,2-Tetrachloroethane	ND	ug/L	0.50	1		08/29/20 07:42	79-34-5	
Tetrachloroethene	ND	ug/L	0.50	1		08/29/20 07:42	127-18-4	

REPORT OF LABORATORY ANALYSIS

This report shall not be reproduced, except in full,
without the written consent of Pace Analytical Services, LLC.

Pace Analytical Services, LLC
9800 Kincey Ave. Suite 100
Huntersville, NC 28078
(704)875-9092

ANALYTICAL RESULTS

Project: Colonial Pipeline (8/28 GW)
Pace Project No.: 92493062

Sample: TB-2 **Lab ID: 92493062004** Collected: 08/28/20 00:00 Received: 08/28/20 15:50 Matrix: Water

Parameters	Results	Units	Report Limit	DF	Prepared	Analyzed	CAS No.	Qual
6200B MSV	Analytical Method: SM 6200B Pace Analytical Services - Charlotte							
Toluene	ND	ug/L	0.50	1		08/29/20 07:42	108-88-3	
1,2,3-Trichlorobenzene	ND	ug/L	2.0	1		08/29/20 07:42	87-61-6	
1,2,4-Trichlorobenzene	ND	ug/L	2.0	1		08/29/20 07:42	120-82-1	
1,1,1-Trichloroethane	ND	ug/L	0.50	1		08/29/20 07:42	71-55-6	
1,1,2-Trichloroethane	ND	ug/L	0.50	1		08/29/20 07:42	79-00-5	
Trichloroethene	ND	ug/L	0.50	1		08/29/20 07:42	79-01-6	
Trichlorofluoromethane	ND	ug/L	1.0	1		08/29/20 07:42	75-69-4	
1,2,3-Trichloropropane	ND	ug/L	0.50	1		08/29/20 07:42	96-18-4	
1,2,4-Trimethylbenzene	ND	ug/L	0.50	1		08/29/20 07:42	95-63-6	
1,3,5-Trimethylbenzene	ND	ug/L	0.50	1		08/29/20 07:42	108-67-8	
Vinyl chloride	ND	ug/L	1.0	1		08/29/20 07:42	75-01-4	
m&p-Xylene	ND	ug/L	1.0	1		08/29/20 07:42	179601-23-1	
o-Xylene	ND	ug/L	0.50	1		08/29/20 07:42	95-47-6	
Surrogates								
1,2-Dichloroethane-d4 (S)	99	%	70-130	1		08/29/20 07:42	17060-07-0	
4-Bromofluorobenzene (S)	102	%	70-130	1		08/29/20 07:42	460-00-4	
Toluene-d8 (S)	106	%	70-130	1		08/29/20 07:42	2037-26-5	

REPORT OF LABORATORY ANALYSIS

This report shall not be reproduced, except in full,
without the written consent of Pace Analytical Services, LLC.

Pace Analytical Services, LLC
9800 Kincey Ave. Suite 100
Huntersville, NC 28078
(704)875-9092

QUALITY CONTROL DATA

Project: Colonial Pipeline (8/28 GW)
Pace Project No.: 92493062

QC Batch: 1534803 | Analysis Method: MADEP VPH
QC Batch Method: MADEPV | Analysis Description: MADEPV
Laboratory: Pace National - Mt. Juliet
Associated Lab Samples: 92493062001, 92493062002, 92493062003

METHOD BLANK: R3565428-1 Matrix: Water
Associated Lab Samples: 92493062001, 92493062002, 92493062003

Parameter	Units	Blank Result	Reporting Limit	Analyzed	Qualifiers
Aliphatic (C05-C08)	ug/L	ND	100	08/30/20 01:00	
Aliphatic (C09-C12)	ug/L	ND	100	08/30/20 01:00	
Aromatic (C09-C10),Unadjusted	ug/L	ND	100	08/30/20 01:00	
Total VPH	ug/L	ND	100	08/30/20 01:00	
2,5-Dibromotoluene (FID)	%	90	70.0-130	08/30/20 01:00	
2,5-Dibromotoluene (PID)	%	75.2	70.0-130	08/30/20 01:00	

LABORATORY CONTROL SAMPLE & LCSD: R3565428-2 R3565428-3

Parameter	Units	Spike Conc.	LCS Result	LCSD Result	LCS % Rec	LCSD % Rec	% Rec Limits	RPD	Max RPD	Qualifiers
Aliphatic (C05-C08)	ug/L	1200	1040	1430	86.7	119	70.0-130	31.6	25	R1
Aliphatic (C09-C12)	ug/L	1400	983	1370	70.2	97.9	70.0-130	32.9	25	R1
Aromatic (C09-C10),Unadjusted	ug/L	200	187	231	93.5	116	70.0-130	21.1	25	
Total VPH	ug/L	2800	2210	3030	78.9	108	70.0-130	31.3	25	R1
2,5-Dibromotoluene (FID)	%				99.5	99.4	70.0-130			
2,5-Dibromotoluene (PID)	%				85.4	86.5	70.0-130			

Results presented on this page are in the units indicated by the "Units" column except where an alternate unit is presented to the right of the result.

REPORT OF LABORATORY ANALYSIS

This report shall not be reproduced, except in full,
without the written consent of Pace Analytical Services, LLC.

Pace Analytical Services, LLC
9800 Kincey Ave. Suite 100
Huntersville, NC 28078
(704)875-9092

QUALITY CONTROL DATA

Project: Colonial Pipeline (8/28 GW)
Pace Project No.: 92493062

QC Batch: 563238
QC Batch Method: EPA 3010A
Analysis Method: EPA 6010D
Analysis Description: 6010 MET
Laboratory: Pace Analytical Services - Asheville
Associated Lab Samples: 92493062001, 92493062002, 92493062003

METHOD BLANK: 2986664 Matrix: Water
Associated Lab Samples: 92493062001, 92493062002, 92493062003

Parameter	Units	Blank Result	Reporting Limit	Analyzed	Qualifiers
Lead	ug/L	ND	5.0	08/29/20 15:06	

LABORATORY CONTROL SAMPLE: 2986665

Parameter	Units	Spike Conc.	LCS Result	LCS % Rec	% Rec Limits	Qualifiers
Lead	ug/L	500	511	102	80-120	

MATRIX SPIKE & MATRIX SPIKE DUPLICATE: 2986666 2986667

Parameter	Units	92493035001 Result	MS Spike Conc.	MSD Spike Conc.	MS Result	MSD Result	MS % Rec	MSD % Rec	% Rec Limits	RPD	Qual
Lead	ug/L	<5.0	500	500	508	515	101	103	75-125	1	

Results presented on this page are in the units indicated by the "Units" column except where an alternate unit is presented to the right of the result.

REPORT OF LABORATORY ANALYSIS

This report shall not be reproduced, except in full,
without the written consent of Pace Analytical Services, LLC.

Pace Analytical Services, LLC
9800 Kincey Ave. Suite 100
Huntersville, NC 28078
(704)875-9092

QUALITY CONTROL DATA

Project: Colonial Pipeline (8/28 GW)
Pace Project No.: 92493062

QC Batch: 563220 | Analysis Method: SM 6200B
QC Batch Method: SM 6200B | Analysis Description: 6200B MSV
Laboratory: Pace Analytical Services - Charlotte
Associated Lab Samples: 92493062001, 92493062002, 92493062003, 92493062004

METHOD BLANK: 2986605 Matrix: Water
Associated Lab Samples: 92493062001, 92493062002, 92493062003, 92493062004

Parameter	Units	Blank Result	Reporting Limit	Analyzed	Qualifiers
1,1,1,2-Tetrachloroethane	ug/L	ND	0.50	08/29/20 07:24	
1,1,1-Trichloroethane	ug/L	ND	0.50	08/29/20 07:24	
1,1,2,2-Tetrachloroethane	ug/L	ND	0.50	08/29/20 07:24	
1,1,2-Trichloroethane	ug/L	ND	0.50	08/29/20 07:24	
1,1-Dichloroethane	ug/L	ND	0.50	08/29/20 07:24	
1,1-Dichloroethene	ug/L	ND	0.50	08/29/20 07:24	
1,1-Dichloropropene	ug/L	ND	0.50	08/29/20 07:24	
1,2,3-Trichlorobenzene	ug/L	ND	2.0	08/29/20 07:24	
1,2,3-Trichloropropane	ug/L	ND	0.50	08/29/20 07:24	
1,2,4-Trichlorobenzene	ug/L	ND	2.0	08/29/20 07:24	
1,2,4-Trimethylbenzene	ug/L	ND	0.50	08/29/20 07:24	
1,2-Dibromo-3-chloropropane	ug/L	ND	1.0	08/29/20 07:24	
1,2-Dichlorobenzene	ug/L	ND	0.50	08/29/20 07:24	
1,2-Dichloroethane	ug/L	ND	0.50	08/29/20 07:24	
1,2-Dichloropropane	ug/L	ND	0.50	08/29/20 07:24	
1,3,5-Trimethylbenzene	ug/L	ND	0.50	08/29/20 07:24	
1,3-Dichlorobenzene	ug/L	ND	0.50	08/29/20 07:24	
1,3-Dichloropropane	ug/L	ND	0.50	08/29/20 07:24	
1,4-Dichlorobenzene	ug/L	ND	0.50	08/29/20 07:24	
2,2-Dichloropropane	ug/L	ND	0.50	08/29/20 07:24	
2-Chlorotoluene	ug/L	ND	0.50	08/29/20 07:24	
4-Chlorotoluene	ug/L	ND	0.50	08/29/20 07:24	
Benzene	ug/L	ND	0.50	08/29/20 07:24	
Bromobenzene	ug/L	ND	0.50	08/29/20 07:24	
Bromochloromethane	ug/L	ND	0.50	08/29/20 07:24	
Bromodichloromethane	ug/L	ND	0.50	08/29/20 07:24	
Bromoform	ug/L	ND	0.50	08/29/20 07:24	
Bromomethane	ug/L	ND	5.0	08/29/20 07:24	
Carbon tetrachloride	ug/L	ND	0.50	08/29/20 07:24	
Chlorobenzene	ug/L	ND	0.50	08/29/20 07:24	
Chloroethane	ug/L	ND	1.0	08/29/20 07:24	
Chloroform	ug/L	ND	0.50	08/29/20 07:24	
Chloromethane	ug/L	ND	1.0	08/29/20 07:24	
cis-1,2-Dichloroethene	ug/L	ND	0.50	08/29/20 07:24	
cis-1,3-Dichloropropene	ug/L	ND	0.50	08/29/20 07:24	
Dibromochloromethane	ug/L	ND	0.50	08/29/20 07:24	
Dibromomethane	ug/L	ND	0.50	08/29/20 07:24	
Dichlorodifluoromethane	ug/L	ND	0.50	08/29/20 07:24	
Diisopropyl ether	ug/L	ND	0.50	08/29/20 07:24	
Ethylbenzene	ug/L	ND	0.50	08/29/20 07:24	

Results presented on this page are in the units indicated by the "Units" column except where an alternate unit is presented to the right of the result.

REPORT OF LABORATORY ANALYSIS

This report shall not be reproduced, except in full,
without the written consent of Pace Analytical Services, LLC.

Pace Analytical Services, LLC
9800 Kincey Ave. Suite 100
Huntersville, NC 28078
(704)875-9092

QUALITY CONTROL DATA

Project: Colonial Pipeline (8/28 GW)
Pace Project No.: 92493062

METHOD BLANK: 2986605 Matrix: Water
Associated Lab Samples: 92493062001, 92493062002, 92493062003, 92493062004

Parameter	Units	Blank Result	Reporting Limit	Analyzed	Qualifiers
Hexachloro-1,3-butadiene	ug/L	ND	2.0	08/29/20 07:24	
Isopropylbenzene (Cumene)	ug/L	ND	0.50	08/29/20 07:24	
m&p-Xylene	ug/L	ND	1.0	08/29/20 07:24	
Methyl-tert-butyl ether	ug/L	ND	0.50	08/29/20 07:24	
Methylene Chloride	ug/L	ND	2.0	08/29/20 07:24	
n-Butylbenzene	ug/L	ND	0.50	08/29/20 07:24	
n-Propylbenzene	ug/L	ND	0.50	08/29/20 07:24	
Naphthalene	ug/L	ND	2.0	08/29/20 07:24	
o-Xylene	ug/L	ND	0.50	08/29/20 07:24	
sec-Butylbenzene	ug/L	ND	0.50	08/29/20 07:24	
Styrene	ug/L	ND	0.50	08/29/20 07:24	
tert-Butylbenzene	ug/L	ND	0.50	08/29/20 07:24	
Tetrachloroethene	ug/L	ND	0.50	08/29/20 07:24	
Toluene	ug/L	ND	0.50	08/29/20 07:24	
trans-1,2-Dichloroethene	ug/L	ND	0.50	08/29/20 07:24	
trans-1,3-Dichloropropene	ug/L	ND	0.50	08/29/20 07:24	
Trichloroethene	ug/L	ND	0.50	08/29/20 07:24	
Trichlorofluoromethane	ug/L	ND	1.0	08/29/20 07:24	
Vinyl chloride	ug/L	ND	1.0	08/29/20 07:24	
1,2-Dichloroethane-d4 (S)	%	98	70-130	08/29/20 07:24	
4-Bromofluorobenzene (S)	%	104	70-130	08/29/20 07:24	
Toluene-d8 (S)	%	106	70-130	08/29/20 07:24	

LABORATORY CONTROL SAMPLE: 2986606

Parameter	Units	Spike Conc.	LCS Result	LCS % Rec	% Rec Limits	Qualifiers
1,1,1,2-Tetrachloroethane	ug/L	50	54.6	109	60-140	
1,1,1-Trichloroethane	ug/L	50	60.6	121	60-140	
1,1,2,2-Tetrachloroethane	ug/L	50	49.6	99	60-140	
1,1,2-Trichloroethane	ug/L	50	54.4	109	60-140	
1,1-Dichloroethane	ug/L	50	53.9	108	60-140	
1,1-Dichloroethene	ug/L	50	54.1	108	60-140	
1,1-Dichloropropene	ug/L	50	50.8	102	60-140	
1,2,3-Trichlorobenzene	ug/L	50	50.2	100	60-140	
1,2,3-Trichloropropane	ug/L	50	48.5	97	60-140	
1,2,4-Trichlorobenzene	ug/L	50	51.1	102	60-140	
1,2,4-Trimethylbenzene	ug/L	50	51.3	103	60-140	
1,2-Dibromo-3-chloropropane	ug/L	50	51.2	102	60-140	
1,2-Dichlorobenzene	ug/L	50	49.8	100	60-140	
1,2-Dichloroethane	ug/L	50	51.9	104	60-140	
1,2-Dichloropropane	ug/L	50	55.0	110	60-140	
1,3,5-Trimethylbenzene	ug/L	50	52.3	105	60-140	
1,3-Dichlorobenzene	ug/L	50	49.9	100	60-140	
1,3-Dichloropropane	ug/L	50	55.5	111	60-140	

Results presented on this page are in the units indicated by the "Units" column except where an alternate unit is presented to the right of the result.

REPORT OF LABORATORY ANALYSIS

This report shall not be reproduced, except in full,
without the written consent of Pace Analytical Services, LLC.

Pace Analytical Services, LLC
9800 Kincey Ave. Suite 100
Huntersville, NC 28078
(704)875-9092

QUALITY CONTROL DATA

Project: Colonial Pipeline (8/28 GW)
Pace Project No.: 92493062

LABORATORY CONTROL SAMPLE: 2986606

Parameter	Units	Spike Conc.	LCS Result	LCS % Rec	% Rec Limits	Qualifiers
1,4-Dichlorobenzene	ug/L	50	49.9	100	60-140	
2,2-Dichloropropane	ug/L	50	55.9	112	60-140	
2-Chlorotoluene	ug/L	50	50.2	100	60-140	
4-Chlorotoluene	ug/L	50	48.7	97	60-140	
Benzene	ug/L	50	52.2	104	60-140	
Bromobenzene	ug/L	50	48.4	97	60-140	
Bromochloromethane	ug/L	50	56.3	113	60-140	
Bromodichloromethane	ug/L	50	51.5	103	60-140	
Bromoform	ug/L	50	54.2	108	60-140	
Bromomethane	ug/L	50	46.3	93	60-140	
Carbon tetrachloride	ug/L	50	57.3	115	60-140	
Chlorobenzene	ug/L	50	49.4	99	60-140	
Chloroethane	ug/L	50	39.5	79	60-140	
Chloroform	ug/L	50	53.2	106	60-140	
Chloromethane	ug/L	50	37.5	75	60-140	
cis-1,2-Dichloroethene	ug/L	50	54.3	109	60-140	
cis-1,3-Dichloropropene	ug/L	50	60.6	121	60-140	
Dibromochloromethane	ug/L	50	56.5	113	60-140	
Dibromomethane	ug/L	50	53.0	106	60-140	
Dichlorodifluoromethane	ug/L	50	33.9	68	60-140	
Diisopropyl ether	ug/L	50	56.6	113	60-140	
Ethylbenzene	ug/L	50	49.6	99	60-140	
Hexachloro-1,3-butadiene	ug/L	50	52.8	106	60-140	
Isopropylbenzene (Cumene)	ug/L	50	50.1	100	60-140	
m&p-Xylene	ug/L	100	101	101	60-140	
Methyl-tert-butyl ether	ug/L	50	51.3	103	60-140	
Methylene Chloride	ug/L	50	50.5	101	60-140	
n-Butylbenzene	ug/L	50	49.4	99	60-140	
n-Propylbenzene	ug/L	50	49.2	98	60-140	
Naphthalene	ug/L	50	49.7	99	60-140	
o-Xylene	ug/L	50	49.3	99	60-140	
sec-Butylbenzene	ug/L	50	48.9	98	60-140	
Styrene	ug/L	50	52.1	104	60-140	
tert-Butylbenzene	ug/L	50	43.6	87	60-140	
Tetrachloroethene	ug/L	50	51.3	103	60-140	
Toluene	ug/L	50	47.9	96	60-140	
trans-1,2-Dichloroethene	ug/L	50	57.9	116	60-140	
trans-1,3-Dichloropropene	ug/L	50	55.6	111	60-140	
Trichloroethene	ug/L	50	56.2	112	60-140	
Trichlorofluoromethane	ug/L	50	41.6	83	60-140	
Vinyl chloride	ug/L	50	37.3	75	60-140	
1,2-Dichloroethane-d4 (S)	%			110	70-130	
4-Bromofluorobenzene (S)	%			98	70-130	
Toluene-d8 (S)	%			97	70-130	

Results presented on this page are in the units indicated by the "Units" column except where an alternate unit is presented to the right of the result.

REPORT OF LABORATORY ANALYSIS

This report shall not be reproduced, except in full,
without the written consent of Pace Analytical Services, LLC.

Pace Analytical Services, LLC
9800 Kincey Ave. Suite 100
Huntersville, NC 28078
(704)875-9092

QUALITY CONTROL DATA

Project: Colonial Pipeline (8/28 GW)
Pace Project No.: 92493062

MATRIX SPIKE & MATRIX SPIKE DUPLICATE: 2986607 2986608

Parameter	Units	92493062001 Result	MS Spike Conc.	MSD Spike Conc.	MS Result	MSD Result	MS % Rec	MSD % Rec	% Rec Limits	RPD	Qual
1,1,1,2-Tetrachloroethane	ug/L	ND	20	20	21.9	22.5	110	113	60-140	3	
1,1,1-Trichloroethane	ug/L	ND	20	20	20.5	21.2	102	106	60-140	3	
1,1,2,2-Tetrachloroethane	ug/L	ND	20	20	20.7	21.4	103	107	60-140	3	
1,1,2-Trichloroethane	ug/L	ND	20	20	21.2	21.3	106	107	60-140	0	
1,1-Dichloroethane	ug/L	ND	20	20	21.0	21.2	105	106	60-140	1	
1,1-Dichloroethene	ug/L	ND	20	20	21.2	21.3	106	107	60-140	1	
1,1-Dichloropropene	ug/L	ND	20	20	21.6	21.2	108	106	60-140	2	
1,2,3-Trichlorobenzene	ug/L	ND	20	20	23.0	22.1	115	111	60-140	4	
1,2,3-Trichloropropane	ug/L	ND	20	20	21.4	22.0	107	110	60-140	3	
1,2,4-Trichlorobenzene	ug/L	ND	20	20	22.1	21.7	110	108	60-140	2	
1,2,4-Trimethylbenzene	ug/L	ND	20	20	20.3	20.7	101	103	60-140	2	
1,2-Dibromo-3-chloropropane	ug/L	ND	20	20	22.5	22.9	112	115	60-140	2	
1,2-Dichlorobenzene	ug/L	ND	20	20	20.6	21.0	103	105	60-140	2	
1,2-Dichloroethane	ug/L	ND	20	20	20.6	21.8	103	109	60-140	6	
1,2-Dichloropropane	ug/L	ND	20	20	21.7	22.1	108	111	60-140	2	
1,3,5-Trimethylbenzene	ug/L	ND	20	20	20.9	21.1	104	105	60-140	1	
1,3-Dichlorobenzene	ug/L	ND	20	20	20.5	20.7	103	104	60-140	1	
1,3-Dichloropropane	ug/L	ND	20	20	21.7	22.3	109	111	60-140	3	
1,4-Dichlorobenzene	ug/L	ND	20	20	20.6	20.7	103	103	60-140	0	
2,2-Dichloropropane	ug/L	ND	20	20	21.6	21.7	108	109	60-140	0	
2-Chlorotoluene	ug/L	ND	20	20	21.4	21.6	107	108	60-140	1	
4-Chlorotoluene	ug/L	ND	20	20	20.5	20.7	103	104	60-140	1	
Benzene	ug/L	ND	20	20	21.0	21.1	105	105	60-140	0	
Bromobenzene	ug/L	ND	20	20	20.9	21.3	105	106	60-140	2	
Bromochloromethane	ug/L	ND	20	20	20.7	21.3	104	107	60-140	3	
Bromodichloromethane	ug/L	ND	20	20	20.3	20.2	102	101	60-140	0	
Bromoform	ug/L	ND	20	20	21.0	21.4	105	107	60-140	2	
Bromomethane	ug/L	ND	20	20	21.2	20.9	106	105	60-140	2	
Carbon tetrachloride	ug/L	ND	20	20	22.1	22.5	110	113	60-140	2	
Chlorobenzene	ug/L	ND	20	20	21.4	21.8	107	109	60-140	2	
Chloroethane	ug/L	ND	20	20	17.4	16.9	87	85	60-140	3	
Chloroform	ug/L	ND	20	20	20.0	20.2	100	101	60-140	1	
Chloromethane	ug/L	ND	20	20	17.3	17.4	87	87	60-140	0	
cis-1,2-Dichloroethene	ug/L	ND	20	20	20.6	20.8	103	104	60-140	1	
cis-1,3-Dichloropropene	ug/L	ND	20	20	23.0	23.1	115	116	60-140	1	
Dibromochloromethane	ug/L	ND	20	20	21.6	22.1	108	111	60-140	2	
Dibromomethane	ug/L	ND	20	20	22.3	22.2	111	111	60-140	0	
Dichlorodifluoromethane	ug/L	ND	20	20	15.5	15.8	78	79	60-140	2	
Diisopropyl ether	ug/L	ND	20	20	21.3	21.9	107	109	60-140	3	
Ethylbenzene	ug/L	ND	20	20	21.7	22.1	108	110	60-140	2	
Hexachloro-1,3-butadiene	ug/L	ND	20	20	23.9	23.1	119	116	60-140	3	
Isopropylbenzene (Cumene)	ug/L	ND	20	20	21.5	21.7	108	109	60-140	1	
m&p-Xylene	ug/L	ND	40	40	42.6	43.1	106	108	60-140	1	
Methyl-tert-butyl ether	ug/L	ND	20	20	21.8	21.8	109	109	60-140	0	
Methylene Chloride	ug/L	ND	20	20	20.4	20.8	102	104	60-140	2	
n-Butylbenzene	ug/L	ND	20	20	21.0	21.0	105	105	60-140	0	

Results presented on this page are in the units indicated by the "Units" column except where an alternate unit is presented to the right of the result.

REPORT OF LABORATORY ANALYSIS

This report shall not be reproduced, except in full,
without the written consent of Pace Analytical Services, LLC.

Pace Analytical Services, LLC
9800 Kincey Ave. Suite 100
Huntersville, NC 28078
(704)875-9092

QUALITY CONTROL DATA

Project: Colonial Pipeline (8/28 GW)
Pace Project No.: 92493062

MATRIX SPIKE & MATRIX SPIKE DUPLICATE: 2986607 2986608

Parameter	Units	92493062001 Result	MS Spike Conc.	MSD Spike Conc.	MS Result	MSD Result	MS % Rec	MSD % Rec	% Rec Limits	RPD	Qual
n-Propylbenzene	ug/L	ND	20	20	21.3	21.3	107	107	60-140	0	
Naphthalene	ug/L	ND	20	20	21.5	21.2	107	106	60-140	1	
o-Xylene	ug/L	ND	20	20	21.3	21.8	107	109	60-140	2	
sec-Butylbenzene	ug/L	ND	20	20	21.5	21.5	108	108	60-140	0	
Styrene	ug/L	ND	20	20	21.0	21.5	105	108	60-140	2	
tert-Butylbenzene	ug/L	ND	20	20	17.8	17.9	89	90	60-140	1	
Tetrachloroethene	ug/L	ND	20	20	22.6	22.4	113	112	60-140	1	
Toluene	ug/L	ND	20	20	21.8	21.9	109	109	60-140	0	
trans-1,2-Dichloroethene	ug/L	ND	20	20	21.3	21.1	106	106	60-140	1	
trans-1,3-Dichloropropene	ug/L	ND	20	20	21.2	21.6	106	108	60-140	2	
Trichloroethene	ug/L	ND	20	20	22.9	22.7	115	113	60-140	1	
Trichlorofluoromethane	ug/L	ND	20	20	19.9	19.6	99	98	60-140	1	
Vinyl chloride	ug/L	ND	20	20	17.5	17.4	87	87	60-140	0	
1,2-Dichloroethane-d4 (S)	%						98	92	70-130		
4-Bromofluorobenzene (S)	%						100	99	70-130		
Toluene-d8 (S)	%						100	100	70-130		

Results presented on this page are in the units indicated by the "Units" column except where an alternate unit is presented to the right of the result.

REPORT OF LABORATORY ANALYSIS

This report shall not be reproduced, except in full,
without the written consent of Pace Analytical Services, LLC.

Pace Analytical Services, LLC
9800 Kincey Ave. Suite 100
Huntersville, NC 28078
(704)875-9092

QUALITY CONTROL DATA

Project: Colonial Pipeline (8/28 GW)
Pace Project No.: 92493062

QC Batch: 563310
QC Batch Method: EPA 504.1
Analysis Method: EPA 504.1
Analysis Description: GCS 504 EDB DBCP
Laboratory: Pace Analytical Services - Charlotte
Associated Lab Samples: 92493062001, 92493062002, 92493062003

METHOD BLANK: 2986847 Matrix: Water
Associated Lab Samples: 92493062001, 92493062002, 92493062003

Parameter	Units	Blank Result	Reporting Limit	Analyzed	Qualifiers
1,2-Dibromoethane (EDB)	ug/L	ND	0.021	08/30/20 11:22	
1-Chloro-2-bromopropane (S)	%	90	70-130	08/30/20 11:22	

LABORATORY CONTROL SAMPLE & LCSD: 2986848 2986849

Parameter	Units	Spike Conc.	LCS Result	LCSD Result	LCS % Rec	LCSD % Rec	% Rec Limits	RPD	Max RPD	Qualifiers
1,2-Dibromoethane (EDB)	ug/L	0.25	0.24	0.24	96	96	70-130	2	20	
1-Chloro-2-bromopropane (S)	%				93	93	70-130			

MATRIX SPIKE & MATRIX SPIKE DUPLICATE: 2986850 2986851

Parameter	Units	92493062001 Result	MS Spike Conc.	MSD Spike Conc.	MS Result	MSD Result	MS % Rec	MSD % Rec	% Rec Limits	RPD	Qual
1,2-Dibromoethane (EDB)	ug/L	ND	0.27	0.27	0.26	0.26	95	96	65-135	1	
1-Chloro-2-bromopropane (S)	%						92	93	70-130		

SAMPLE DUPLICATE: 2986852

Parameter	Units	92493062002 Result	Dup Result	RPD	Qualifiers
1,2-Dibromoethane (EDB)	ug/L	ND	ND		
1-Chloro-2-bromopropane (S)	%	94	92		

Results presented on this page are in the units indicated by the "Units" column except where an alternate unit is presented to the right of the result.

REPORT OF LABORATORY ANALYSIS

This report shall not be reproduced, except in full,
without the written consent of Pace Analytical Services, LLC.

Pace Analytical Services, LLC
9800 Kincey Ave. Suite 100
Huntersville, NC 28078
(704)875-9092

QUALIFIERS

Project: Colonial Pipeline (8/28 GW)
Pace Project No.: 92493062

DEFINITIONS

DF - Dilution Factor, if reported, represents the factor applied to the reported data due to dilution of the sample aliquot.

ND - Not Detected at or above adjusted reporting limit.

TNTC - Too Numerous To Count

J - Estimated concentration above the adjusted method detection limit and below the adjusted reporting limit.

MDL - Adjusted Method Detection Limit.

PQL - Practical Quantitation Limit.

RL - Reporting Limit - The lowest concentration value that meets project requirements for quantitative data with known precision and bias for a specific analyte in a specific matrix.

S - Surrogate

1,2-Diphenylhydrazine decomposes to and cannot be separated from Azobenzene using Method 8270. The result for each analyte is a combined concentration.

Consistent with EPA guidelines, unrounded data are displayed and have been used to calculate % recovery and RPD values.

LCS(D) - Laboratory Control Sample (Duplicate)

MS(D) - Matrix Spike (Duplicate)

DUP - Sample Duplicate

RPD - Relative Percent Difference

NC - Not Calculable.

SG - Silica Gel - Clean-Up

U - Indicates the compound was analyzed for, but not detected.

Acid preservation may not be appropriate for 2 Chloroethylvinyl ether.

A separate vial preserved to a pH of 4-5 is recommended in SW846 Chapter 4 for the analysis of Acrolein and Acrylonitrile by EPA Method 8260.

N-Nitrosodiphenylamine decomposes and cannot be separated from Diphenylamine using Method 8270. The result reported for each analyte is a combined concentration.

Pace Analytical is TNI accredited. Contact your Pace PM for the current list of accredited analytes.

TNI - The NELAC Institute.

ANALYTE QUALIFIERS

D3	Sample was diluted due to the presence of high levels of non-target analytes or other matrix interference.
R1	RPD value was outside control limits.

This report shall not be reproduced, except in full,
without the written consent of Pace Analytical Services, LLC.

Pace Analytical Services, LLC
9800 Kincey Ave. Suite 100
Huntersville, NC 28078
(704)875-9092

QUALITY CONTROL DATA CROSS REFERENCE TABLE

Project: Colonial Pipeline (8/28 GW)
Pace Project No.: 92493062

Lab ID	Sample ID	QC Batch Method	QC Batch	Analytical Method	Analytical Batch
92493062001	**MW-1**	EPA 504.1	563310	EPA 504.1	563319
92493062002	**MW-2**	EPA 504.1	563310	EPA 504.1	563319
92493062003	**MW-3**	EPA 504.1	563310	EPA 504.1	563319
92493062001	**MW-1**	MADEPV	1534803	MADEP VPH	1534803
92493062002	**MW-2**	MADEPV	1534803	MADEP VPH	1534803
92493062003	**MW-3**	MADEPV	1534803	MADEP VPH	1534803
92493062001	**MW-1**	EPA 3010A	563238	EPA 6010D	563256
92493062002	**MW-2**	EPA 3010A	563238	EPA 6010D	563256
92493062003	**MW-3**	EPA 3010A	563238	EPA 6010D	563256
92493062001	**MW-1**	SM 6200B	563220		
92493062002	**MW-2**	SM 6200B	563220		
92493062003	**MW-3**	SM 6200B	563220		
92493062004	**TB-2**	SM 6200B	563220		

This report shall not be reproduced, except in full,
without the written consent of Pace Analytical Services, LLC.

Pace Analytical®	Document Name: Sample Condition Upon Receipt(SCUR)	Document Revised: February 7, 2018 Page 1 of 2
	Document No.: F-CAR-CS-033-Rev.06	Issuing Authority: Pace Carolinas Quality Office

Laboratory receiving samples:
Asheville ☐ Eden ☐ Greenwood ☐ Huntersville ☑ Raleigh ☐ Mechanicsville ☐

Sample Condition Upon Receipt

Client Name: AECOM

Project #: WO# : 92493062

92493062

Courier: ☐ Commercial ☐ Fed Ex ☑ Pace ☐ UPS ☐ USPS ☐ Other:____ ☐ Client

Custody Seal Present? ☐ Yes ☐ No **Seals Intact?** ☐ Yes ☑ No

Date/Initials Person Examining Contents: 8/28/20 NMG

Packing Material: ☐ Bubble Wrap ☑ Bubble Bags ☐ None ☐ Other

Biological Tissue Frozen? ☐ Yes ☐ No ☐ N/A

Thermometer: ☐ IR Gun ID: 92T061 **Type of Ice:** ☑ Wet ☐ Blue ☐ None

Cooler Temp (°C): 1.6 **Correction Factor:** Add/Subtract (°C) 0.0

Cooler Temp Corrected (°C): 1.6

Temp should be above freezing to 6°C
☐ Samples out of temp criteria. Samples on ice, cooling process has begun

USDA Regulated Soil (☐ N/A, water sample)
Did samples originate in a quarantine zone within the United States: CA, NY, or SC (check maps)? ☐ Yes ☑ No

Did samples originate from a foreign source (internationally, including Hawaii and Puerto Rico)? ☐ Yes ☐ No

		Comments/Discrepancy:
Chain of Custody Present?	☑ Yes ☐ No ☐ N/A	1.
Samples Arrived within Hold Time?	☑ Yes ☐ No ☐ N/A	2.
Short Hold Time Analysis (<72 hr.)?	☐ Yes ☑ No ☐ N/A	3.
Rush Turn Around Time Requested?	☐ Yes ☐ No ☐ N/A	4.
Sufficient Volume?	☑ Yes ☐ No ☐ N/A	5.
Correct Containers Used?	☑ Yes ☐ No ☐ N/A	6.
-Pace Containers Used?	☑ Yes ☐ No ☐ N/A	
Containers Intact?	☑ Yes ☐ No ☐ N/A	7.
Dissolved analysis: Samples Field Filtered?	☐ Yes ☐ No ☑ N/A	8.
Sample Labels Match COC?	☑ Yes ☐ No ☐ N/A	9.
-Includes Date/Time/ID/Analysis Matrix: WT		
Headspace in VOA Vials (>5-6mm)?	☐ Yes ☑ No ☐ N/A	10.
Trip Blank Present?	☑ Yes ☑ No ☐ N/A	11.
Trip Blank Custody Seals Present?	☑ Yes ☐ No ☐ N/A	

COMMENTS/SAMPLE DISCREPANCY

Field Data Required? ☐ Yes ☐ No

Lot ID of split containers:

CLIENT NOTIFICATION/RESOLUTION

Person contacted: _____ Date/Time: _____

Project Manager SCURF Review: NMG **Date:** 8/28/20

Project Manager SRF Review: NMG **Date:** 8/28/20

Pace Analytical®	Document Name: **Sample Condition Upon Receipt(SCUR)**	Document Revised: February 7, 2018 Page 1 of 2
	Document No.: **F-CAR-CS-033-Rev.06**	Issuing Authority: Pace Carolinas Quality Office

***Check mark top half of box if pH and/or dechlorination is verified and within the acceptance range for preservation samples.**

Exceptions: VOA, Coliform, TOC, Oil and Grease, DRO/8015 (water) DOC, LLHg

****Bottom half of box is to list number of bottle**

Project # **WO# : 92493062**

PM: NMG **Due Date: 08/31/20**

CLIENT: 92-AECOM CHA

Item#	BP4U-125 mL Plastic Unpreserved (N/A) (Cl-)	BP3U-250 mL Plastic Unpreserved (N/A)	BP2U-500 mL Plastic Unpreserved (N/A)	BP1U-1 liter Plastic Unpreserved (N/A)	BP4S-125 mL Plastic H2SO4 (pH < 2) (Cl-)	BP3N-250 mL plastic HNO3 (pH < 2)	BP4Z-125 mL Plastic ZN Acetate & NaOH (>9)	BP4C-125 mL Plastic NaOH (pH > 12) (Cl-)	WGFU-Wide-mouthed Glass jar Unpreserved	AG1U-1 liter Amber Unpreserved (N/A) (Cl-)	AG1H-1 liter Amber HCl (pH < 2)	AG3U-250 mL Amber Unpreserved (N/A) (Cl-)	AG1S-1 liter Amber H2SO4 (pH < 2)	AG3S-250 mL Amber H2SO4 (pH < 2)	AG3A(DG3A)-250 mL Amber NH4Cl (N/A)(Cl-)	DG9H-40 mL VOA HCl (N/A)	VG9T-40 mL VOA Na2S2O3 (N/A)	VG9U-40 mL VOA Unp (N/A)	DG9P-40 mL VOA H3PO4 (N/A)	VOAK (6 vials per kit)-5035 kit (N/A)	V/GK (3 vials per kit)-VPH/Gas kit (N/A)	SP5T-125 mL Sterile Plastic (N/A – lab)	SP2T-250 mL Sterile Plastic (N/A – lab)		BP3A-250 mL Plastic (NH2)2SO4 (9.3-9.7)	AG0U-100 mL Amber Unpreserved vials (N/A)	VSGU-20 mL Scintillation vials (N/A)	DG9U-40 mL Amber Unpreserved vials (N/A)
1						N										7	3	3										
2						N										7	3	3										
3						N										7	3	3										
4																2												
5																												
6																												
7																												
8																												
9																												
10																												
11																												
12																												

pH Adjustment Log for Preserved Samples

Sample ID	Type of Preservative	pH upon receipt	Date preservation adjusted	Time preservation adjusted	Amount of Preservative added	Lot #

Note: Whenever there is a discrepancy affecting North Carolina compliance samples, a copy of this form will be sent to the North Carolina DEHNR Certification Office (I.e. Out of hold, Incorrect preservative, out of temp, incorrect containers.

Pace Analytical
WWW.PACELABS.COM

CHAIN-OF-CUSTODY / Analytical Request Document

The Chain-of-Custody is a LEGAL DOCUMENT. All relevant fields must be completed accurately.

Page : 1 Of 1

Section A Required Client Information:	Section B Required Project Information:	Section C Invoice Information:
Company: AECOM, Charlotte	Report To: Wreschnig, Andrew	Attention:
Address: 6000 Fairview Road	Copy To:	Company Name:
Suite 200, Charlotte, NC 28210		Address:
Email: andrew.wreschnig@aecom.com	Purchase Order #:	Pace Quote:
Phone: (980)221-7831 Fax	Project Name: Colonial Pipeline	Pace Project Manager: nicole.gasiorowski@pacelabs.com,
Requested Due Date:	Project #:	Pace Profile #: 12518

Regulatory Agency

State / Location: NC

ITEM #	SAMPLE ID (One Character per box. (A-Z, 0-9 / , -) Sample Ids must be unique)	MATRIX CODE (Drinking Water DW, Water WT, Waste Water WW, Product P, Soil/Solid SL, Oil OL, Wipe WP, Air AR, Other OT, Tissue TS)	MATRIX CODE (see valid codes to left)	SAMPLE TYPE (G=GRAB C=COMP)	COLLECTED START DATE	COLLECTED START TIME	COLLECTED END DATE	COLLECTED END TIME	SAMPLE TEMP AT COLLECTION	# OF CONTAINERS	Preservatives: Unpreserved	H2SO4	HNO3	HCl	NaOH	Na2S2O3	Methanol	Other	Analyses Test Y/N	6200	VPH	6010 Lead	504.1 EDB	Trip BLANK	Residual Chlorine (Y/N)	82483062
1	MW-1		WT	G	8/28/20	1240	—	—		11			X	X		X				X	X	X	X			001
2	MW-2		WT	G	↓	1130	—	—		11			X	X		X				X	X	X	X			002
3	MW-3		WT	G	↓	1350	—	—		11			X	X		X				X	X	X	X			003
4	TB-2		WT	-	—	—	—	—		2										X						004
5																										
6																										
7																										
8																										
9																										
10																										
11																										
12																										

ADDITIONAL COMMENTS	RELINQUISHED BY / AFFILIATION	DATE	TIME	ACCEPTED BY / AFFILIATION	DATE	TIME	SAMPLE CONDITIONS: TEMP in C	Received on Ice (Y/N)	Custody Sealed Cooler (Y/N)	Samples Intact (Y/N)
	[signature]	8/28/2020	1433	[signature] / AECOM	8/28/20	1433 ~~1530~~				
	[signature] / AECOM	8/28/20	1530	[signature]	8/28/20	1530				
	[signature]	8/28/20	1670	MD Cooler HVL	8/28/20	1618	1.6	Y	N	Y

SAMPLER NAME AND SIGNATURE

PRINT Name of SAMPLER: Erik Riegel

SIGNATURE of SAMPLER: [signature]

DATE Signed: 8/28/2020

Pace Analytical Services, LLC
9800 Kincey Ave. Suite 100
Huntersville, NC 28078
(704)875-9092

September 04, 2020

Andrew Wreschnig
AECOM
6000 Fairview Road
Suite 200
Charlotte, NC 28210

RE: Project: Colonial Pipeline (9/2 GW)
Pace Project No.: 92493708

Dear Andrew Wreschnig:

Enclosed are the analytical results for sample(s) received by the laboratory on September 02, 2020. The results relate only to the samples included in this report. Results reported herein conform to the applicable TNI/NELAC Standards and the laboratory's Quality Manual, where applicable, unless otherwise noted in the body of the report.

The test results provided in this final report were generated by each of the following laboratories within the Pace Network:

- Pace National - Mt. Juliet
- Pace Analytical Services - Asheville
- Pace Analytical Services - Charlotte

If you have any questions concerning this report, please feel free to contact me.

Sincerely,

Nicole Gasiorowski
nicole.gasiorowski@pacelabs.com
(704)875-9092
Project Manager

Enclosures

cc: Jeff Morrison, Colonial Pipeline Company

This report shall not be reproduced, except in full,
without the written consent of Pace Analytical Services, LLC.

Pace Analytical Services, LLC
9800 Kincey Ave. Suite 100
Huntersville, NC 28078
(704)875-9092

CERTIFICATIONS

Project: Colonial Pipeline (9/2 GW)
Pace Project No.: 92493708

Pace Analytical Services National

12065 Lebanon Road, Mt. Juliet, TN 37122
Alabama Certification #: 40660
Alaska Certification 17-026
Arizona Certification #: AZ0612
Arkansas Certification #: 88-0469
California Certification #: 2932
Canada Certification #: 1461.01
Colorado Certification #: TN00003
Connecticut Certification #: PH-0197
DOD Certification: #1461.01
EPA# TN00003
Florida Certification #: E87487
Georgia DW Certification #: 923
Georgia Certification: NELAP
Idaho Certification #: TN00003
Illinois Certification #: 200008
Indiana Certification #: C-TN-01
Iowa Certification #: 364
Kansas Certification #: E-10277
Kentucky UST Certification #: 16
Kentucky Certification #: 90010
Louisiana Certification #: AI30792
Louisiana DW Certification #: LA180010
Maine Certification #: TN0002
Maryland Certification #: 324
Massachusetts Certification #: M-TN003
Michigan Certification #: 9958
Minnesota Certification #: 047-999-395
Mississippi Certification #: TN00003
Missouri Certification #: 340
Montana Certification #: CERT0086
Nebraska Certification #: NE-OS-15-05
Nevada Certification #: TN-03-2002-34
New Hampshire Certification #: 2975
New Jersey Certification #: TN002
New Mexico DW Certification
New York Certification #: 11742
North Carolina Aquatic Toxicity Certification #: 41
North Carolina Drinking Water Certification #: 21704
North Carolina Environmental Certificate #: 375
North Dakota Certification #: R-140
Ohio VAP Certification #: CL0069
Oklahoma Certification #: 9915
Oregon Certification #: TN200002
Pennsylvania Certification #: 68-02979
Rhode Island Certification #: LAO00356
South Carolina Certification #: 84004
South Dakota Certification
Tennessee DW/Chem/Micro Certification #: 2006
Texas Certification #: T 104704245-17-14
Texas Mold Certification #: LAB0152
USDA Soil Permit #: P330-15-00234
Utah Certification #: TN00003
Virginia Certification #: VT2006
Vermont Dept. of Health: ID# VT-2006
Virginia Certification #: 460132
Washington Certification #: C847
West Virginia Certification #: 233
Wisconsin Certification #: 9980939910
Wyoming UST Certification #: via A2LA 2926.01
A2LA-ISO 17025 Certification #: 1461.01
A2LA-ISO 17025 Certification #: 1461.02
AIHA-LAP/LLC EMLAP Certification #:100789

Pace Analytical Services Charlotte

9800 Kincey Ave. Ste 100, Huntersville, NC 28078
Louisiana/NELAP Certification # LA170028
North Carolina Drinking Water Certification #: 37706
North Carolina Field Services Certification #: 5342
North Carolina Wastewater Certification #: 12
South Carolina Certification #: 99006001
Florida/NELAP Certification #: E87627
Kentucky UST Certification #: 84
Virginia/VELAP Certification #: 460221

Pace Analytical Services Asheville

2225 Riverside Drive, Asheville, NC 28804
Florida/NELAP Certification #: E87648
Massachusetts Certification #: M-NC030
North Carolina Drinking Water Certification #: 37712
North Carolina Wastewater Certification #: 40
South Carolina Certification #: 99030001
Virginia/VELAP Certification #: 460222

REPORT OF LABORATORY ANALYSIS

This report shall not be reproduced, except in full,
without the written consent of Pace Analytical Services, LLC.

Pace Analytical Services, LLC
9800 Kincey Ave. Suite 100
Huntersville, NC 28078
(704)875-9092

SAMPLE ANALYTE COUNT

Project: Colonial Pipeline (9/2 GW)
Pace Project No.: 92493708

Lab ID	Sample ID	Method	Analysts	Analytes Reported	Laboratory
92493708001	**MW-4**	EPA 504.1	JMS1	2	PASI-C
		MADEP VPH	BMB	6	PAN
		EPA 6010D	SH1	1	PASI-A
		SM 6200B	CL	62	PASI-C
92493708002	**MW-5**	EPA 504.1	JMS1	2	PASI-C
		MADEP VPH	BMB	6	PAN
		EPA 6010D	SH1	1	PASI-A
		SM 6200B	CL	62	PASI-C
92493708003	**MW-6**	EPA 504.1	JMS1	2	PASI-C
		MADEP VPH	BMB	6	PAN
		EPA 6010D	SH1	1	PASI-A
		SM 6200B	CL	62	PASI-C
92493708004	**MW-7**	EPA 504.1	JMS1	2	PASI-C
		MADEP VPH	BMB	6	PAN
		EPA 6010D	SH1	1	PASI-A
		SM 6200B	CL	62	PASI-C
92493708005	**MW-9**	EPA 504.1	JMS1	2	PASI-C
		MADEP VPH	BMB	6	PAN
		EPA 6010D	SH1	1	PASI-A
		SM 6200B	CL	62	PASI-C
92493708006	**MW-12**	EPA 504.1	JMS1	2	PASI-C
		MADEP VPH	BMB	6	PAN
		EPA 6010D	SH1	1	PASI-A
		SM 6200B	CL	62	PASI-C
92493708007	**Trip Blank**	SM 6200B	CL	62	PASI-C

PAN = Pace National - Mt. Juliet
PASI-A = Pace Analytical Services - Asheville
PASI-C = Pace Analytical Services - Charlotte

This report shall not be reproduced, except in full,
without the written consent of Pace Analytical Services, LLC.

Pace Analytical Services, LLC
9800 Kincey Ave. Suite 100
Huntersville, NC 28078
(704)875-9092

ANALYTICAL RESULTS

Project: Colonial Pipeline (9/2 GW)
Pace Project No.: 92493708

Sample: MW-4 **Lab ID: 92493708001** Collected: 09/02/20 14:20 Received: 09/02/20 17:30 Matrix: Water

Parameters	Results	Units	Report Limit	DF	Prepared	Analyzed	CAS No.	Qual
504 GCS EDB and DBCP	Analytical Method: EPA 504.1 Preparation Method: EPA 504.1 Pace Analytical Services - Charlotte							
1,2-Dibromoethane (EDB)	ND	ug/L	0.020	1	09/03/20 07:27	09/03/20 12:44	106-93-4	
Surrogates								
1-Chloro-2-bromopropane (S)	99	%	70-130	1	09/03/20 07:27	09/03/20 12:44	301-79-56	
MADEPV	Analytical Method: MADEP VPH Preparation Method: MADEPV Pace National - Mt. Juliet							
Aliphatic (C05-C08)	ND	ug/L	100	1	09/03/20 19:02	09/03/20 19:02		
Aliphatic (C09-C12)	ND	ug/L	100	1	09/03/20 19:02	09/03/20 19:02		
Aromatic (C09-C10),Unadjusted	ND	ug/L	100	1	09/03/20 19:02	09/03/20 19:02	TPHC9C10A	
Total VPH	ND	ug/L	100	1	09/03/20 19:02	09/03/20 19:02	VPH	
Surrogates								
2,5-Dibromotoluene (FID)	90.0	%	70.0-130	1	09/03/20 19:02	09/03/20 19:02	615-59-8FID	
2,5-Dibromotoluene (PID)	97.8	%	70.0-130	1	09/03/20 19:02	09/03/20 19:02	615-59-8PID	
6010 MET ICP	Analytical Method: EPA 6010D Preparation Method: EPA 3010A Pace Analytical Services - Asheville							
Lead	ND	ug/L	25.0	5	09/03/20 01:20	09/03/20 11:57	7439-92-1	
6200B MSV	Analytical Method: SM 6200B Pace Analytical Services - Charlotte							
Benzene	ND	ug/L	0.50	1		09/03/20 02:30	71-43-2	
Bromobenzene	ND	ug/L	0.50	1		09/03/20 02:30	108-86-1	
Bromochloromethane	ND	ug/L	0.50	1		09/03/20 02:30	74-97-5	
Bromodichloromethane	ND	ug/L	0.50	1		09/03/20 02:30	75-27-4	
Bromoform	ND	ug/L	0.50	1		09/03/20 02:30	75-25-2	
Bromomethane	ND	ug/L	5.0	1		09/03/20 02:30	74-83-9	
n-Butylbenzene	ND	ug/L	0.50	1		09/03/20 02:30	104-51-8	
sec-Butylbenzene	ND	ug/L	0.50	1		09/03/20 02:30	135-98-8	
tert-Butylbenzene	ND	ug/L	0.50	1		09/03/20 02:30	98-06-6	
Carbon tetrachloride	ND	ug/L	0.50	1		09/03/20 02:30	56-23-5	
Chlorobenzene	ND	ug/L	0.50	1		09/03/20 02:30	108-90-7	
Chloroethane	ND	ug/L	1.0	1		09/03/20 02:30	75-00-3	
Chloroform	ND	ug/L	0.50	1		09/03/20 02:30	67-66-3	
Chloromethane	ND	ug/L	1.0	1		09/03/20 02:30	74-87-3	
2-Chlorotoluene	ND	ug/L	0.50	1		09/03/20 02:30	95-49-8	
4-Chlorotoluene	ND	ug/L	0.50	1		09/03/20 02:30	106-43-4	
1,2-Dibromo-3-chloropropane	ND	ug/L	1.0	1		09/03/20 02:30	96-12-8	
Dibromochloromethane	ND	ug/L	0.50	1		09/03/20 02:30	124-48-1	
Dibromomethane	ND	ug/L	0.50	1		09/03/20 02:30	74-95-3	
1,2-Dichlorobenzene	ND	ug/L	0.50	1		09/03/20 02:30	95-50-1	
1,3-Dichlorobenzene	ND	ug/L	0.50	1		09/03/20 02:30	541-73-1	
1,4-Dichlorobenzene	ND	ug/L	0.50	1		09/03/20 02:30	106-46-7	
Dichlorodifluoromethane	ND	ug/L	0.50	1		09/03/20 02:30	75-71-8	
1,1-Dichloroethane	ND	ug/L	0.50	1		09/03/20 02:30	75-34-3	
1,2-Dichloroethane	ND	ug/L	0.50	1		09/03/20 02:30	107-06-2	
1,1-Dichloroethene	ND	ug/L	0.50	1		09/03/20 02:30	75-35-4	

REPORT OF LABORATORY ANALYSIS

This report shall not be reproduced, except in full,
without the written consent of Pace Analytical Services, LLC.

Pace Analytical Services, LLC
9800 Kincey Ave. Suite 100
Huntersville, NC 28078
(704)875-9092

ANALYTICAL RESULTS

Project: Colonial Pipeline (9/2 GW)
Pace Project No.: 92493708

Sample: MW-4 **Lab ID: 92493708001** Collected: 09/02/20 14:20 Received: 09/02/20 17:30 Matrix: Water

Parameters	Results	Units	Report Limit	DF	Prepared	Analyzed	CAS No.	Qual
6200B MSV	Analytical Method: SM 6200B Pace Analytical Services - Charlotte							
cis-1,2-Dichloroethene	ND	ug/L	0.50	1		09/03/20 02:30	156-59-2	
trans-1,2-Dichloroethene	ND	ug/L	0.50	1		09/03/20 02:30	156-60-5	
1,2-Dichloropropane	ND	ug/L	0.50	1		09/03/20 02:30	78-87-5	
1,3-Dichloropropane	ND	ug/L	0.50	1		09/03/20 02:30	142-28-9	
2,2-Dichloropropane	ND	ug/L	0.50	1		09/03/20 02:30	594-20-7	
1,1-Dichloropropene	ND	ug/L	0.50	1		09/03/20 02:30	563-58-6	
cis-1,3-Dichloropropene	ND	ug/L	0.50	1		09/03/20 02:30	10061-01-5	
trans-1,3-Dichloropropene	ND	ug/L	0.50	1		09/03/20 02:30	10061-02-6	
Diisopropyl ether	ND	ug/L	0.50	1		09/03/20 02:30	108-20-3	
Ethylbenzene	ND	ug/L	0.50	1		09/03/20 02:30	100-41-4	
Hexachloro-1,3-butadiene	ND	ug/L	2.0	1		09/03/20 02:30	87-68-3	
Isopropylbenzene (Cumene)	ND	ug/L	0.50	1		09/03/20 02:30	98-82-8	
Methylene Chloride	ND	ug/L	2.0	1		09/03/20 02:30	75-09-2	
Methyl-tert-butyl ether	ND	ug/L	0.50	1		09/03/20 02:30	1634-04-4	
Naphthalene	ND	ug/L	2.0	1		09/03/20 02:30	91-20-3	
n-Propylbenzene	ND	ug/L	0.50	1		09/03/20 02:30	103-65-1	
Styrene	ND	ug/L	0.50	1		09/03/20 02:30	100-42-5	
1,1,1,2-Tetrachloroethane	ND	ug/L	0.50	1		09/03/20 02:30	630-20-6	
1,1,2,2-Tetrachloroethane	ND	ug/L	0.50	1		09/03/20 02:30	79-34-5	
Tetrachloroethene	ND	ug/L	0.50	1		09/03/20 02:30	127-18-4	
Toluene	ND	ug/L	0.50	1		09/03/20 02:30	108-88-3	
1,2,3-Trichlorobenzene	ND	ug/L	2.0	1		09/03/20 02:30	87-61-6	
1,2,4-Trichlorobenzene	ND	ug/L	2.0	1		09/03/20 02:30	120-82-1	
1,1,1-Trichloroethane	ND	ug/L	0.50	1		09/03/20 02:30	71-55-6	
1,1,2-Trichloroethane	ND	ug/L	0.50	1		09/03/20 02:30	79-00-5	
Trichloroethene	ND	ug/L	0.50	1		09/03/20 02:30	79-01-6	
Trichlorofluoromethane	ND	ug/L	1.0	1		09/03/20 02:30	75-69-4	
1,2,3-Trichloropropane	ND	ug/L	0.50	1		09/03/20 02:30	96-18-4	
1,2,4-Trimethylbenzene	ND	ug/L	0.50	1		09/03/20 02:30	95-63-6	
1,3,5-Trimethylbenzene	ND	ug/L	0.50	1		09/03/20 02:30	108-67-8	
Vinyl chloride	ND	ug/L	1.0	1		09/03/20 02:30	75-01-4	
m&p-Xylene	ND	ug/L	1.0	1		09/03/20 02:30	179601-23-1	
o-Xylene	ND	ug/L	0.50	1		09/03/20 02:30	95-47-6	
Surrogates								
1,2-Dichloroethane-d4 (S)	96	%	70-130	1		09/03/20 02:30	17060-07-0	
4-Bromofluorobenzene (S)	103	%	70-130	1		09/03/20 02:30	460-00-4	
Toluene-d8 (S)	106	%	70-130	1		09/03/20 02:30	2037-26-5	

REPORT OF LABORATORY ANALYSIS

This report shall not be reproduced, except in full,
without the written consent of Pace Analytical Services, LLC.

Pace Analytical Services, LLC
9800 Kincey Ave. Suite 100
Huntersville, NC 28078
(704)875-9092

ANALYTICAL RESULTS

Project: Colonial Pipeline (9/2 GW)
Pace Project No.: 92493708

Sample: MW-5 **Lab ID: 92493708002** Collected: 09/02/20 12:10 Received: 09/02/20 17:30 Matrix: Water

Parameters	Results	Units	Report Limit	DF	Prepared	Analyzed	CAS No.	Qual
504 GCS EDB and DBCP	Analytical Method: EPA 504.1 Preparation Method: EPA 504.1 Pace Analytical Services - Charlotte							
1,2-Dibromoethane (EDB)	ND	ug/L	0.020	1	09/03/20 07:27	09/03/20 13:20	106-93-4	
Surrogates								
1-Chloro-2-bromopropane (S)	99	%	70-130	1	09/03/20 07:27	09/03/20 13:20	301-79-56	
MADEPV	Analytical Method: MADEP VPH Preparation Method: MADEPV Pace National - Mt. Juliet							
Aliphatic (C05-C08)	ND	ug/L	100	1	09/03/20 19:35	09/03/20 19:35		
Aliphatic (C09-C12)	ND	ug/L	100	1	09/03/20 19:35	09/03/20 19:35		
Aromatic (C09-C10),Unadjusted	ND	ug/L	100	1	09/03/20 19:35	09/03/20 19:35	TPHC9C10A	
Total VPH	ND	ug/L	100	1	09/03/20 19:35	09/03/20 19:35	VPH	
Surrogates								
2,5-Dibromotoluene (FID)	91.4	%	70.0-130	1	09/03/20 19:35	09/03/20 19:35	615-59-8FID	
2,5-Dibromotoluene (PID)	98.4	%	70.0-130	1	09/03/20 19:35	09/03/20 19:35	615-59-8PID	
6010 MET ICP	Analytical Method: EPA 6010D Preparation Method: EPA 3010A Pace Analytical Services - Asheville							
Lead	ND	ug/L	25.0	5	09/03/20 01:20	09/03/20 12:00	7439-92-1	
6200B MSV	Analytical Method: SM 6200B Pace Analytical Services - Charlotte							
Benzene	ND	ug/L	0.50	1		09/03/20 02:48	71-43-2	
Bromobenzene	ND	ug/L	0.50	1		09/03/20 02:48	108-86-1	
Bromochloromethane	ND	ug/L	0.50	1		09/03/20 02:48	74-97-5	
Bromodichloromethane	ND	ug/L	0.50	1		09/03/20 02:48	75-27-4	
Bromoform	ND	ug/L	0.50	1		09/03/20 02:48	75-25-2	
Bromomethane	ND	ug/L	5.0	1		09/03/20 02:48	74-83-9	
n-Butylbenzene	ND	ug/L	0.50	1		09/03/20 02:48	104-51-8	
sec-Butylbenzene	ND	ug/L	0.50	1		09/03/20 02:48	135-98-8	
tert-Butylbenzene	ND	ug/L	0.50	1		09/03/20 02:48	98-06-6	
Carbon tetrachloride	ND	ug/L	0.50	1		09/03/20 02:48	56-23-5	
Chlorobenzene	ND	ug/L	0.50	1		09/03/20 02:48	108-90-7	
Chloroethane	ND	ug/L	1.0	1		09/03/20 02:48	75-00-3	
Chloroform	ND	ug/L	0.50	1		09/03/20 02:48	67-66-3	
Chloromethane	ND	ug/L	1.0	1		09/03/20 02:48	74-87-3	
2-Chlorotoluene	ND	ug/L	0.50	1		09/03/20 02:48	95-49-8	
4-Chlorotoluene	ND	ug/L	0.50	1		09/03/20 02:48	106-43-4	
1,2-Dibromo-3-chloropropane	ND	ug/L	1.0	1		09/03/20 02:48	96-12-8	
Dibromochloromethane	ND	ug/L	0.50	1		09/03/20 02:48	124-48-1	
Dibromomethane	ND	ug/L	0.50	1		09/03/20 02:48	74-95-3	
1,2-Dichlorobenzene	ND	ug/L	0.50	1		09/03/20 02:48	95-50-1	
1,3-Dichlorobenzene	ND	ug/L	0.50	1		09/03/20 02:48	541-73-1	
1,4-Dichlorobenzene	ND	ug/L	0.50	1		09/03/20 02:48	106-46-7	
Dichlorodifluoromethane	ND	ug/L	0.50	1		09/03/20 02:48	75-71-8	
1,1-Dichloroethane	ND	ug/L	0.50	1		09/03/20 02:48	75-34-3	
1,2-Dichloroethane	ND	ug/L	0.50	1		09/03/20 02:48	107-06-2	
1,1-Dichloroethene	ND	ug/L	0.50	1		09/03/20 02:48	75-35-4	

REPORT OF LABORATORY ANALYSIS

This report shall not be reproduced, except in full,
without the written consent of Pace Analytical Services, LLC.

Pace Analytical Services, LLC
9800 Kincey Ave. Suite 100
Huntersville, NC 28078
(704)875-9092

ANALYTICAL RESULTS

Project: Colonial Pipeline (9/2 GW)
Pace Project No.: 92493708

Sample: MW-5 **Lab ID: 92493708002** Collected: 09/02/20 12:10 Received: 09/02/20 17:30 Matrix: Water

Parameters	Results	Units	Report Limit	DF	Prepared	Analyzed	CAS No.	Qual
6200B MSV	Analytical Method: SM 6200B Pace Analytical Services - Charlotte							
cis-1,2-Dichloroethene	ND	ug/L	0.50	1		09/03/20 02:48	156-59-2	
trans-1,2-Dichloroethene	ND	ug/L	0.50	1		09/03/20 02:48	156-60-5	
1,2-Dichloropropane	ND	ug/L	0.50	1		09/03/20 02:48	78-87-5	
1,3-Dichloropropane	ND	ug/L	0.50	1		09/03/20 02:48	142-28-9	
2,2-Dichloropropane	ND	ug/L	0.50	1		09/03/20 02:48	594-20-7	
1,1-Dichloropropene	ND	ug/L	0.50	1		09/03/20 02:48	563-58-6	
cis-1,3-Dichloropropene	ND	ug/L	0.50	1		09/03/20 02:48	10061-01-5	
trans-1,3-Dichloropropene	ND	ug/L	0.50	1		09/03/20 02:48	10061-02-6	
Diisopropyl ether	ND	ug/L	0.50	1		09/03/20 02:48	108-20-3	
Ethylbenzene	ND	ug/L	0.50	1		09/03/20 02:48	100-41-4	
Hexachloro-1,3-butadiene	ND	ug/L	2.0	1		09/03/20 02:48	87-68-3	
Isopropylbenzene (Cumene)	ND	ug/L	0.50	1		09/03/20 02:48	98-82-8	
Methylene Chloride	ND	ug/L	2.0	1		09/03/20 02:48	75-09-2	
Methyl-tert-butyl ether	ND	ug/L	0.50	1		09/03/20 02:48	1634-04-4	
Naphthalene	ND	ug/L	2.0	1		09/03/20 02:48	91-20-3	
n-Propylbenzene	ND	ug/L	0.50	1		09/03/20 02:48	103-65-1	
Styrene	ND	ug/L	0.50	1		09/03/20 02:48	100-42-5	
1,1,1,2-Tetrachloroethane	ND	ug/L	0.50	1		09/03/20 02:48	630-20-6	
1,1,2,2-Tetrachloroethane	ND	ug/L	0.50	1		09/03/20 02:48	79-34-5	
Tetrachloroethene	ND	ug/L	0.50	1		09/03/20 02:48	127-18-4	
Toluene	ND	ug/L	0.50	1		09/03/20 02:48	108-88-3	
1,2,3-Trichlorobenzene	ND	ug/L	2.0	1		09/03/20 02:48	87-61-6	
1,2,4-Trichlorobenzene	ND	ug/L	2.0	1		09/03/20 02:48	120-82-1	
1,1,1-Trichloroethane	ND	ug/L	0.50	1		09/03/20 02:48	71-55-6	
1,1,2-Trichloroethane	ND	ug/L	0.50	1		09/03/20 02:48	79-00-5	
Trichloroethene	ND	ug/L	0.50	1		09/03/20 02:48	79-01-6	
Trichlorofluoromethane	ND	ug/L	1.0	1		09/03/20 02:48	75-69-4	
1,2,3-Trichloropropane	ND	ug/L	0.50	1		09/03/20 02:48	96-18-4	
1,2,4-Trimethylbenzene	ND	ug/L	0.50	1		09/03/20 02:48	95-63-6	
1,3,5-Trimethylbenzene	ND	ug/L	0.50	1		09/03/20 02:48	108-67-8	
Vinyl chloride	ND	ug/L	1.0	1		09/03/20 02:48	75-01-4	
m&p-Xylene	ND	ug/L	1.0	1		09/03/20 02:48	179601-23-1	
o-Xylene	ND	ug/L	0.50	1		09/03/20 02:48	95-47-6	
Surrogates								
1,2-Dichloroethane-d4 (S)	99	%	70-130	1		09/03/20 02:48	17060-07-0	
4-Bromofluorobenzene (S)	103	%	70-130	1		09/03/20 02:48	460-00-4	
Toluene-d8 (S)	103	%	70-130	1		09/03/20 02:48	2037-26-5	

REPORT OF LABORATORY ANALYSIS

This report shall not be reproduced, except in full,
without the written consent of Pace Analytical Services, LLC.

Pace Analytical Services, LLC
9800 Kincey Ave. Suite 100
Huntersville, NC 28078
(704)875-9092

ANALYTICAL RESULTS

Project: Colonial Pipeline (9/2 GW)
Pace Project No.: 92493708

Sample: MW-6 **Lab ID: 92493708003** Collected: 09/02/20 13:45 Received: 09/02/20 17:30 Matrix: Water

Parameters	Results	Units	Report Limit	DF	Prepared	Analyzed	CAS No.	Qual
504 GCS EDB and DBCP	Analytical Method: EPA 504.1 Preparation Method: EPA 504.1 Pace Analytical Services - Charlotte							
1,2-Dibromoethane (EDB)	ND	ug/L	0.020	1	09/03/20 07:27	09/03/20 13:44	106-93-4	
Surrogates								
1-Chloro-2-bromopropane (S)	98	%	70-130	1	09/03/20 07:27	09/03/20 13:44	301-79-56	
MADEPV	Analytical Method: MADEP VPH Preparation Method: MADEPV Pace National - Mt. Juliet							
Aliphatic (C05-C08)	ND	ug/L	100	1	09/03/20 20:08	09/03/20 20:08		
Aliphatic (C09-C12)	ND	ug/L	100	1	09/03/20 20:08	09/03/20 20:08		
Aromatic (C09-C10),Unadjusted	ND	ug/L	100	1	09/03/20 20:08	09/03/20 20:08	TPHC9C10A	
Total VPH	ND	ug/L	100	1	09/03/20 20:08	09/03/20 20:08	VPH	
Surrogates								
2,5-Dibromotoluene (FID)	91.4	%	70.0-130	1	09/03/20 20:08	09/03/20 20:08	615-59-8FID	
2,5-Dibromotoluene (PID)	100	%	70.0-130	1	09/03/20 20:08	09/03/20 20:08	615-59-8PID	
6010 MET ICP	Analytical Method: EPA 6010D Preparation Method: EPA 3010A Pace Analytical Services - Asheville							
Lead	ND	ug/L	25.0	5	09/03/20 01:20	09/03/20 12:03	7439-92-1	
6200B MSV	Analytical Method: SM 6200B Pace Analytical Services - Charlotte							
Benzene	ND	ug/L	0.50	1		09/03/20 03:06	71-43-2	
Bromobenzene	ND	ug/L	0.50	1		09/03/20 03:06	108-86-1	
Bromochloromethane	ND	ug/L	0.50	1		09/03/20 03:06	74-97-5	
Bromodichloromethane	ND	ug/L	0.50	1		09/03/20 03:06	75-27-4	
Bromoform	ND	ug/L	0.50	1		09/03/20 03:06	75-25-2	
Bromomethane	ND	ug/L	5.0	1		09/03/20 03:06	74-83-9	
n-Butylbenzene	ND	ug/L	0.50	1		09/03/20 03:06	104-51-8	
sec-Butylbenzene	ND	ug/L	0.50	1		09/03/20 03:06	135-98-8	
tert-Butylbenzene	ND	ug/L	0.50	1		09/03/20 03:06	98-06-6	
Carbon tetrachloride	ND	ug/L	0.50	1		09/03/20 03:06	56-23-5	
Chlorobenzene	ND	ug/L	0.50	1		09/03/20 03:06	108-90-7	
Chloroethane	ND	ug/L	1.0	1		09/03/20 03:06	75-00-3	
Chloroform	ND	ug/L	0.50	1		09/03/20 03:06	67-66-3	
Chloromethane	ND	ug/L	1.0	1		09/03/20 03:06	74-87-3	
2-Chlorotoluene	ND	ug/L	0.50	1		09/03/20 03:06	95-49-8	
4-Chlorotoluene	ND	ug/L	0.50	1		09/03/20 03:06	106-43-4	
1,2-Dibromo-3-chloropropane	ND	ug/L	1.0	1		09/03/20 03:06	96-12-8	
Dibromochloromethane	ND	ug/L	0.50	1		09/03/20 03:06	124-48-1	
Dibromomethane	ND	ug/L	0.50	1		09/03/20 03:06	74-95-3	
1,2-Dichlorobenzene	ND	ug/L	0.50	1		09/03/20 03:06	95-50-1	
1,3-Dichlorobenzene	ND	ug/L	0.50	1		09/03/20 03:06	541-73-1	
1,4-Dichlorobenzene	ND	ug/L	0.50	1		09/03/20 03:06	106-46-7	
Dichlorodifluoromethane	ND	ug/L	0.50	1		09/03/20 03:06	75-71-8	
1,1-Dichloroethane	ND	ug/L	0.50	1		09/03/20 03:06	75-34-3	
1,2-Dichloroethane	ND	ug/L	0.50	1		09/03/20 03:06	107-06-2	
1,1-Dichloroethene	ND	ug/L	0.50	1		09/03/20 03:06	75-35-4	

REPORT OF LABORATORY ANALYSIS

This report shall not be reproduced, except in full,
without the written consent of Pace Analytical Services, LLC.

Pace Analytical Services, LLC
9800 Kincey Ave. Suite 100
Huntersville, NC 28078
(704)875-9092

ANALYTICAL RESULTS

Project: Colonial Pipeline (9/2 GW)
Pace Project No.: 92493708

Sample: MW-6 **Lab ID: 92493708003** Collected: 09/02/20 13:45 Received: 09/02/20 17:30 Matrix: Water

Parameters	Results	Units	Report Limit	DF	Prepared	Analyzed	CAS No.	Qual
6200B MSV	Analytical Method: SM 6200B Pace Analytical Services - Charlotte							
cis-1,2-Dichloroethene	ND	ug/L	0.50	1		09/03/20 03:06	156-59-2	
trans-1,2-Dichloroethene	ND	ug/L	0.50	1		09/03/20 03:06	156-60-5	
1,2-Dichloropropane	ND	ug/L	0.50	1		09/03/20 03:06	78-87-5	
1,3-Dichloropropane	ND	ug/L	0.50	1		09/03/20 03:06	142-28-9	
2,2-Dichloropropane	ND	ug/L	0.50	1		09/03/20 03:06	594-20-7	
1,1-Dichloropropene	ND	ug/L	0.50	1		09/03/20 03:06	563-58-6	
cis-1,3-Dichloropropene	ND	ug/L	0.50	1		09/03/20 03:06	10061-01-5	
trans-1,3-Dichloropropene	ND	ug/L	0.50	1		09/03/20 03:06	10061-02-6	
Diisopropyl ether	ND	ug/L	0.50	1		09/03/20 03:06	108-20-3	
Ethylbenzene	ND	ug/L	0.50	1		09/03/20 03:06	100-41-4	
Hexachloro-1,3-butadiene	ND	ug/L	2.0	1		09/03/20 03:06	87-68-3	
Isopropylbenzene (Cumene)	ND	ug/L	0.50	1		09/03/20 03:06	98-82-8	
Methylene Chloride	ND	ug/L	2.0	1		09/03/20 03:06	75-09-2	
Methyl-tert-butyl ether	ND	ug/L	0.50	1		09/03/20 03:06	1634-04-4	
Naphthalene	ND	ug/L	2.0	1		09/03/20 03:06	91-20-3	
n-Propylbenzene	ND	ug/L	0.50	1		09/03/20 03:06	103-65-1	
Styrene	ND	ug/L	0.50	1		09/03/20 03:06	100-42-5	
1,1,1,2-Tetrachloroethane	ND	ug/L	0.50	1		09/03/20 03:06	630-20-6	
1,1,2,2-Tetrachloroethane	ND	ug/L	0.50	1		09/03/20 03:06	79-34-5	
Tetrachloroethene	ND	ug/L	0.50	1		09/03/20 03:06	127-18-4	
Toluene	ND	ug/L	0.50	1		09/03/20 03:06	108-88-3	
1,2,3-Trichlorobenzene	ND	ug/L	2.0	1		09/03/20 03:06	87-61-6	
1,2,4-Trichlorobenzene	ND	ug/L	2.0	1		09/03/20 03:06	120-82-1	
1,1,1-Trichloroethane	ND	ug/L	0.50	1		09/03/20 03:06	71-55-6	
1,1,2-Trichloroethane	ND	ug/L	0.50	1		09/03/20 03:06	79-00-5	
Trichloroethene	ND	ug/L	0.50	1		09/03/20 03:06	79-01-6	
Trichlorofluoromethane	ND	ug/L	1.0	1		09/03/20 03:06	75-69-4	
1,2,3-Trichloropropane	ND	ug/L	0.50	1		09/03/20 03:06	96-18-4	
1,2,4-Trimethylbenzene	ND	ug/L	0.50	1		09/03/20 03:06	95-63-6	
1,3,5-Trimethylbenzene	ND	ug/L	0.50	1		09/03/20 03:06	108-67-8	
Vinyl chloride	ND	ug/L	1.0	1		09/03/20 03:06	75-01-4	
m&p-Xylene	ND	ug/L	1.0	1		09/03/20 03:06	179601-23-1	
o-Xylene	ND	ug/L	0.50	1		09/03/20 03:06	95-47-6	
Surrogates								
1,2-Dichloroethane-d4 (S)	95	%	70-130	1		09/03/20 03:06	17060-07-0	
4-Bromofluorobenzene (S)	103	%	70-130	1		09/03/20 03:06	460-00-4	
Toluene-d8 (S)	107	%	70-130	1		09/03/20 03:06	2037-26-5	

REPORT OF LABORATORY ANALYSIS

This report shall not be reproduced, except in full,
without the written consent of Pace Analytical Services, LLC.

Pace Analytical Services, LLC
9800 Kincey Ave. Suite 100
Huntersville, NC 28078
(704)875-9092

ANALYTICAL RESULTS

Project: Colonial Pipeline (9/2 GW)
Pace Project No.: 92493708

Sample: MW-7 **Lab ID: 92493708004** Collected: 09/02/20 11:25 Received: 09/02/20 17:30 Matrix: Water

Parameters	Results	Units	Report Limit	DF	Prepared	Analyzed	CAS No.	Qual
504 GCS EDB and DBCP	Analytical Method: EPA 504.1 Preparation Method: EPA 504.1 Pace Analytical Services - Charlotte							
1,2-Dibromoethane (EDB)	ND	ug/L	0.020	1	09/03/20 07:27	09/03/20 13:56	106-93-4	
Surrogates								
1-Chloro-2-bromopropane (S)	99	%	70-130	1	09/03/20 07:27	09/03/20 13:56	301-79-56	
MADEPV	Analytical Method: MADEP VPH Preparation Method: MADEPV Pace National - Mt. Juliet							
Aliphatic (C05-C08)	ND	ug/L	100	1	09/03/20 20:41	09/03/20 20:41		
Aliphatic (C09-C12)	ND	ug/L	100	1	09/03/20 20:41	09/03/20 20:41		
Aromatic (C09-C10),Unadjusted	ND	ug/L	100	1	09/03/20 20:41	09/03/20 20:41	TPHC9C10A	
Total VPH	ND	ug/L	100	1	09/03/20 20:41	09/03/20 20:41	VPH	
Surrogates								
2,5-Dibromotoluene (FID)	91.7	%	70.0-130	1	09/03/20 20:41	09/03/20 20:41	615-59-8FID	
2,5-Dibromotoluene (PID)	99.8	%	70.0-130	1	09/03/20 20:41	09/03/20 20:41	615-59-8PID	
6010 MET ICP	Analytical Method: EPA 6010D Preparation Method: EPA 3010A Pace Analytical Services - Asheville							
Lead	ND	ug/L	5.0	1	09/03/20 01:20	09/03/20 09:47	7439-92-1	
6200B MSV	Analytical Method: SM 6200B Pace Analytical Services - Charlotte							
Benzene	ND	ug/L	0.50	1		09/03/20 03:24	71-43-2	
Bromobenzene	ND	ug/L	0.50	1		09/03/20 03:24	108-86-1	
Bromochloromethane	ND	ug/L	0.50	1		09/03/20 03:24	74-97-5	
Bromodichloromethane	ND	ug/L	0.50	1		09/03/20 03:24	75-27-4	
Bromoform	ND	ug/L	0.50	1		09/03/20 03:24	75-25-2	
Bromomethane	ND	ug/L	5.0	1		09/03/20 03:24	74-83-9	
n-Butylbenzene	ND	ug/L	0.50	1		09/03/20 03:24	104-51-8	
sec-Butylbenzene	ND	ug/L	0.50	1		09/03/20 03:24	135-98-8	
tert-Butylbenzene	ND	ug/L	0.50	1		09/03/20 03:24	98-06-6	
Carbon tetrachloride	ND	ug/L	0.50	1		09/03/20 03:24	56-23-5	
Chlorobenzene	ND	ug/L	0.50	1		09/03/20 03:24	108-90-7	
Chloroethane	ND	ug/L	1.0	1		09/03/20 03:24	75-00-3	
Chloroform	ND	ug/L	0.50	1		09/03/20 03:24	67-66-3	
Chloromethane	ND	ug/L	1.0	1		09/03/20 03:24	74-87-3	
2-Chlorotoluene	ND	ug/L	0.50	1		09/03/20 03:24	95-49-8	
4-Chlorotoluene	ND	ug/L	0.50	1		09/03/20 03:24	106-43-4	
1,2-Dibromo-3-chloropropane	ND	ug/L	1.0	1		09/03/20 03:24	96-12-8	
Dibromochloromethane	ND	ug/L	0.50	1		09/03/20 03:24	124-48-1	
Dibromomethane	ND	ug/L	0.50	1		09/03/20 03:24	74-95-3	
1,2-Dichlorobenzene	ND	ug/L	0.50	1		09/03/20 03:24	95-50-1	
1,3-Dichlorobenzene	ND	ug/L	0.50	1		09/03/20 03:24	541-73-1	
1,4-Dichlorobenzene	ND	ug/L	0.50	1		09/03/20 03:24	106-46-7	
Dichlorodifluoromethane	ND	ug/L	0.50	1		09/03/20 03:24	75-71-8	
1,1-Dichloroethane	ND	ug/L	0.50	1		09/03/20 03:24	75-34-3	
1,2-Dichloroethane	ND	ug/L	0.50	1		09/03/20 03:24	107-06-2	
1,1-Dichloroethene	ND	ug/L	0.50	1		09/03/20 03:24	75-35-4	

REPORT OF LABORATORY ANALYSIS

This report shall not be reproduced, except in full,
without the written consent of Pace Analytical Services, LLC.

Pace Analytical Services, LLC
9800 Kincey Ave. Suite 100
Huntersville, NC 28078
(704)875-9092

ANALYTICAL RESULTS

Project: Colonial Pipeline (9/2 GW)
Pace Project No.: 92493708

Sample: MW-7 **Lab ID: 92493708004** Collected: 09/02/20 11:25 Received: 09/02/20 17:30 Matrix: Water

Parameters	Results	Units	Report Limit	DF	Prepared	Analyzed	CAS No.	Qual
6200B MSV	Analytical Method: SM 6200B Pace Analytical Services - Charlotte							
cis-1,2-Dichloroethene	ND	ug/L	0.50	1		09/03/20 03:24	156-59-2	
trans-1,2-Dichloroethene	ND	ug/L	0.50	1		09/03/20 03:24	156-60-5	
1,2-Dichloropropane	ND	ug/L	0.50	1		09/03/20 03:24	78-87-5	
1,3-Dichloropropane	ND	ug/L	0.50	1		09/03/20 03:24	142-28-9	
2,2-Dichloropropane	ND	ug/L	0.50	1		09/03/20 03:24	594-20-7	
1,1-Dichloropropene	ND	ug/L	0.50	1		09/03/20 03:24	563-58-6	
cis-1,3-Dichloropropene	ND	ug/L	0.50	1		09/03/20 03:24	10061-01-5	
trans-1,3-Dichloropropene	ND	ug/L	0.50	1		09/03/20 03:24	10061-02-6	
Diisopropyl ether	ND	ug/L	0.50	1		09/03/20 03:24	108-20-3	
Ethylbenzene	ND	ug/L	0.50	1		09/03/20 03:24	100-41-4	
Hexachloro-1,3-butadiene	ND	ug/L	2.0	1		09/03/20 03:24	87-68-3	
Isopropylbenzene (Cumene)	ND	ug/L	0.50	1		09/03/20 03:24	98-82-8	
Methylene Chloride	ND	ug/L	2.0	1		09/03/20 03:24	75-09-2	
Methyl-tert-butyl ether	ND	ug/L	0.50	1		09/03/20 03:24	1634-04-4	
Naphthalene	ND	ug/L	2.0	1		09/03/20 03:24	91-20-3	
n-Propylbenzene	ND	ug/L	0.50	1		09/03/20 03:24	103-65-1	
Styrene	ND	ug/L	0.50	1		09/03/20 03:24	100-42-5	
1,1,1,2-Tetrachloroethane	ND	ug/L	0.50	1		09/03/20 03:24	630-20-6	
1,1,2,2-Tetrachloroethane	ND	ug/L	0.50	1		09/03/20 03:24	79-34-5	
Tetrachloroethene	ND	ug/L	0.50	1		09/03/20 03:24	127-18-4	
Toluene	ND	ug/L	0.50	1		09/03/20 03:24	108-88-3	
1,2,3-Trichlorobenzene	ND	ug/L	2.0	1		09/03/20 03:24	87-61-6	
1,2,4-Trichlorobenzene	ND	ug/L	2.0	1		09/03/20 03:24	120-82-1	
1,1,1-Trichloroethane	ND	ug/L	0.50	1		09/03/20 03:24	71-55-6	
1,1,2-Trichloroethane	ND	ug/L	0.50	1		09/03/20 03:24	79-00-5	
Trichloroethene	ND	ug/L	0.50	1		09/03/20 03:24	79-01-6	
Trichlorofluoromethane	ND	ug/L	1.0	1		09/03/20 03:24	75-69-4	
1,2,3-Trichloropropane	ND	ug/L	0.50	1		09/03/20 03:24	96-18-4	
1,2,4-Trimethylbenzene	ND	ug/L	0.50	1		09/03/20 03:24	95-63-6	
1,3,5-Trimethylbenzene	ND	ug/L	0.50	1		09/03/20 03:24	108-67-8	
Vinyl chloride	ND	ug/L	1.0	1		09/03/20 03:24	75-01-4	
m&p-Xylene	ND	ug/L	1.0	1		09/03/20 03:24	179601-23-1	
o-Xylene	ND	ug/L	0.50	1		09/03/20 03:24	95-47-6	
Surrogates								
1,2-Dichloroethane-d4 (S)	97	%	70-130	1		09/03/20 03:24	17060-07-0	
4-Bromofluorobenzene (S)	103	%	70-130	1		09/03/20 03:24	460-00-4	
Toluene-d8 (S)	106	%	70-130	1		09/03/20 03:24	2037-26-5	

REPORT OF LABORATORY ANALYSIS

This report shall not be reproduced, except in full,
without the written consent of Pace Analytical Services, LLC.

Pace Analytical Services, LLC
9800 Kincey Ave. Suite 100
Huntersville, NC 28078
(704)875-9092

ANALYTICAL RESULTS

Project: Colonial Pipeline (9/2 GW)
Pace Project No.: 92493708

Sample: MW-9 **Lab ID: 92493708005** Collected: 09/02/20 12:45 Received: 09/02/20 17:30 Matrix: Water

Parameters	Results	Units	Report Limit	DF	Prepared	Analyzed	CAS No.	Qual
504 GCS EDB and DBCP	Analytical Method: EPA 504.1 Preparation Method: EPA 504.1 Pace Analytical Services - Charlotte							
1,2-Dibromoethane (EDB)	ND	ug/L	0.020	1	09/03/20 07:27	09/03/20 14:08	106-93-4	
Surrogates								
1-Chloro-2-bromopropane (S)	102	%	70-130	1	09/03/20 07:27	09/03/20 14:08	301-79-56	
MADEPV	Analytical Method: MADEP VPH Preparation Method: MADEPV Pace National - Mt. Juliet							
Aliphatic (C05-C08)	ND	ug/L	100	1	09/03/20 21:14	09/03/20 21:14		
Aliphatic (C09-C12)	ND	ug/L	100	1	09/03/20 21:14	09/03/20 21:14		
Aromatic (C09-C10),Unadjusted	ND	ug/L	100	1	09/03/20 21:14	09/03/20 21:14	TPHC9C10A	
Total VPH	ND	ug/L	100	1	09/03/20 21:14	09/03/20 21:14	VPH	
Surrogates								
2,5-Dibromotoluene (FID)	91.4	%	70.0-130	1	09/03/20 21:14	09/03/20 21:14	615-59-8FID	
2,5-Dibromotoluene (PID)	100	%	70.0-130	1	09/03/20 21:14	09/03/20 21:14	615-59-8PID	
6010 MET ICP	Analytical Method: EPA 6010D Preparation Method: EPA 3010A Pace Analytical Services - Asheville							
Lead	ND	ug/L	5.0	1	09/03/20 01:20	09/03/20 09:50	7439-92-1	
6200B MSV	Analytical Method: SM 6200B Pace Analytical Services - Charlotte							
Benzene	ND	ug/L	0.50	1		09/03/20 03:42	71-43-2	
Bromobenzene	ND	ug/L	0.50	1		09/03/20 03:42	108-86-1	
Bromochloromethane	ND	ug/L	0.50	1		09/03/20 03:42	74-97-5	
Bromodichloromethane	ND	ug/L	0.50	1		09/03/20 03:42	75-27-4	
Bromoform	ND	ug/L	0.50	1		09/03/20 03:42	75-25-2	
Bromomethane	ND	ug/L	5.0	1		09/03/20 03:42	74-83-9	
n-Butylbenzene	ND	ug/L	0.50	1		09/03/20 03:42	104-51-8	
sec-Butylbenzene	ND	ug/L	0.50	1		09/03/20 03:42	135-98-8	
tert-Butylbenzene	ND	ug/L	0.50	1		09/03/20 03:42	98-06-6	
Carbon tetrachloride	ND	ug/L	0.50	1		09/03/20 03:42	56-23-5	
Chlorobenzene	ND	ug/L	0.50	1		09/03/20 03:42	108-90-7	
Chloroethane	ND	ug/L	1.0	1		09/03/20 03:42	75-00-3	
Chloroform	ND	ug/L	0.50	1		09/03/20 03:42	67-66-3	
Chloromethane	ND	ug/L	1.0	1		09/03/20 03:42	74-87-3	
2-Chlorotoluene	ND	ug/L	0.50	1		09/03/20 03:42	95-49-8	
4-Chlorotoluene	ND	ug/L	0.50	1		09/03/20 03:42	106-43-4	
1,2-Dibromo-3-chloropropane	ND	ug/L	1.0	1		09/03/20 03:42	96-12-8	
Dibromochloromethane	ND	ug/L	0.50	1		09/03/20 03:42	124-48-1	
Dibromomethane	ND	ug/L	0.50	1		09/03/20 03:42	74-95-3	
1,2-Dichlorobenzene	ND	ug/L	0.50	1		09/03/20 03:42	95-50-1	
1,3-Dichlorobenzene	ND	ug/L	0.50	1		09/03/20 03:42	541-73-1	
1,4-Dichlorobenzene	ND	ug/L	0.50	1		09/03/20 03:42	106-46-7	
Dichlorodifluoromethane	ND	ug/L	0.50	1		09/03/20 03:42	75-71-8	
1,1-Dichloroethane	ND	ug/L	0.50	1		09/03/20 03:42	75-34-3	
1,2-Dichloroethane	ND	ug/L	0.50	1		09/03/20 03:42	107-06-2	
1,1-Dichloroethene	ND	ug/L	0.50	1		09/03/20 03:42	75-35-4	

REPORT OF LABORATORY ANALYSIS

This report shall not be reproduced, except in full,
without the written consent of Pace Analytical Services, LLC.

Pace Analytical Services, LLC
9800 Kincey Ave. Suite 100
Huntersville, NC 28078
(704)875-9092

ANALYTICAL RESULTS

Project: Colonial Pipeline (9/2 GW)
Pace Project No.: 92493708

Sample: MW-9 **Lab ID: 92493708005** Collected: 09/02/20 12:45 Received: 09/02/20 17:30 Matrix: Water

Parameters	Results	Units	Report Limit	DF	Prepared	Analyzed	CAS No.	Qual
6200B MSV	Analytical Method: SM 6200B Pace Analytical Services - Charlotte							
cis-1,2-Dichloroethene	ND	ug/L	0.50	1		09/03/20 03:42	156-59-2	
trans-1,2-Dichloroethene	ND	ug/L	0.50	1		09/03/20 03:42	156-60-5	
1,2-Dichloropropane	ND	ug/L	0.50	1		09/03/20 03:42	78-87-5	
1,3-Dichloropropane	ND	ug/L	0.50	1		09/03/20 03:42	142-28-9	
2,2-Dichloropropane	ND	ug/L	0.50	1		09/03/20 03:42	594-20-7	
1,1-Dichloropropene	ND	ug/L	0.50	1		09/03/20 03:42	563-58-6	
cis-1,3-Dichloropropene	ND	ug/L	0.50	1		09/03/20 03:42	10061-01-5	
trans-1,3-Dichloropropene	ND	ug/L	0.50	1		09/03/20 03:42	10061-02-6	
Diisopropyl ether	ND	ug/L	0.50	1		09/03/20 03:42	108-20-3	
Ethylbenzene	ND	ug/L	0.50	1		09/03/20 03:42	100-41-4	
Hexachloro-1,3-butadiene	ND	ug/L	2.0	1		09/03/20 03:42	87-68-3	
Isopropylbenzene (Cumene)	ND	ug/L	0.50	1		09/03/20 03:42	98-82-8	
Methylene Chloride	ND	ug/L	2.0	1		09/03/20 03:42	75-09-2	
Methyl-tert-butyl ether	ND	ug/L	0.50	1		09/03/20 03:42	1634-04-4	
Naphthalene	ND	ug/L	2.0	1		09/03/20 03:42	91-20-3	
n-Propylbenzene	ND	ug/L	0.50	1		09/03/20 03:42	103-65-1	
Styrene	ND	ug/L	0.50	1		09/03/20 03:42	100-42-5	
1,1,1,2-Tetrachloroethane	ND	ug/L	0.50	1		09/03/20 03:42	630-20-6	
1,1,2,2-Tetrachloroethane	ND	ug/L	0.50	1		09/03/20 03:42	79-34-5	
Tetrachloroethene	ND	ug/L	0.50	1		09/03/20 03:42	127-18-4	
Toluene	ND	ug/L	0.50	1		09/03/20 03:42	108-88-3	
1,2,3-Trichlorobenzene	ND	ug/L	2.0	1		09/03/20 03:42	87-61-6	
1,2,4-Trichlorobenzene	ND	ug/L	2.0	1		09/03/20 03:42	120-82-1	
1,1,1-Trichloroethane	ND	ug/L	0.50	1		09/03/20 03:42	71-55-6	
1,1,2-Trichloroethane	ND	ug/L	0.50	1		09/03/20 03:42	79-00-5	
Trichloroethene	ND	ug/L	0.50	1		09/03/20 03:42	79-01-6	
Trichlorofluoromethane	ND	ug/L	1.0	1		09/03/20 03:42	75-69-4	
1,2,3-Trichloropropane	ND	ug/L	0.50	1		09/03/20 03:42	96-18-4	
1,2,4-Trimethylbenzene	ND	ug/L	0.50	1		09/03/20 03:42	95-63-6	
1,3,5-Trimethylbenzene	ND	ug/L	0.50	1		09/03/20 03:42	108-67-8	
Vinyl chloride	ND	ug/L	1.0	1		09/03/20 03:42	75-01-4	
m&p-Xylene	ND	ug/L	1.0	1		09/03/20 03:42	179601-23-1	
o-Xylene	ND	ug/L	0.50	1		09/03/20 03:42	95-47-6	
Surrogates								
1,2-Dichloroethane-d4 (S)	98	%	70-130	1		09/03/20 03:42	17060-07-0	
4-Bromofluorobenzene (S)	101	%	70-130	1		09/03/20 03:42	460-00-4	
Toluene-d8 (S)	107	%	70-130	1		09/03/20 03:42	2037-26-5	

REPORT OF LABORATORY ANALYSIS

This report shall not be reproduced, except in full,
without the written consent of Pace Analytical Services, LLC.

Pace Analytical Services, LLC
9800 Kincey Ave. Suite 100
Huntersville, NC 28078
(704)875-9092

ANALYTICAL RESULTS

Project: Colonial Pipeline (9/2 GW)
Pace Project No.: 92493708

Sample: MW-12 **Lab ID: 92493708006** Collected: 09/02/20 13:54 Received: 09/02/20 17:30 Matrix: Water

Parameters	Results	Units	Report Limit	DF	Prepared	Analyzed	CAS No.	Qual
504 GCS EDB and DBCP	Analytical Method: EPA 504.1 Preparation Method: EPA 504.1 Pace Analytical Services - Charlotte							
1,2-Dibromoethane (EDB)	ND	ug/L	0.020	1	09/03/20 07:27	09/03/20 14:20	106-93-4	
Surrogates								
1-Chloro-2-bromopropane (S)	99	%	70-130	1	09/03/20 07:27	09/03/20 14:20	301-79-56	
MADEPV	Analytical Method: MADEP VPH Preparation Method: MADEPV Pace National - Mt. Juliet							
Aliphatic (C05-C08)	ND	ug/L	100	1	09/03/20 21:47	09/03/20 21:47		
Aliphatic (C09-C12)	ND	ug/L	100	1	09/03/20 21:47	09/03/20 21:47		
Aromatic (C09-C10),Unadjusted	ND	ug/L	100	1	09/03/20 21:47	09/03/20 21:47	TPHC9C10A	
Total VPH	ND	ug/L	100	1	09/03/20 21:47	09/03/20 21:47	VPH	
Surrogates								
2,5-Dibromotoluene (FID)	92.1	%	70.0-130	1	09/03/20 21:47	09/03/20 21:47	615-59-8FID	
2,5-Dibromotoluene (PID)	98.3	%	70.0-130	1	09/03/20 21:47	09/03/20 21:47	615-59-8PID	
6010 MET ICP	Analytical Method: EPA 6010D Preparation Method: EPA 3010A Pace Analytical Services - Asheville							
Lead	ND	ug/L	25.0	5	09/03/20 01:20	09/03/20 12:07	7439-92-1	
6200B MSV	Analytical Method: SM 6200B Pace Analytical Services - Charlotte							
Benzene	ND	ug/L	0.50	1		09/03/20 04:00	71-43-2	
Bromobenzene	ND	ug/L	0.50	1		09/03/20 04:00	108-86-1	
Bromochloromethane	ND	ug/L	0.50	1		09/03/20 04:00	74-97-5	
Bromodichloromethane	ND	ug/L	0.50	1		09/03/20 04:00	75-27-4	
Bromoform	ND	ug/L	0.50	1		09/03/20 04:00	75-25-2	
Bromomethane	ND	ug/L	5.0	1		09/03/20 04:00	74-83-9	M1
n-Butylbenzene	ND	ug/L	0.50	1		09/03/20 04:00	104-51-8	
sec-Butylbenzene	ND	ug/L	0.50	1		09/03/20 04:00	135-98-8	
tert-Butylbenzene	ND	ug/L	0.50	1		09/03/20 04:00	98-06-6	
Carbon tetrachloride	ND	ug/L	0.50	1		09/03/20 04:00	56-23-5	M1
Chlorobenzene	ND	ug/L	0.50	1		09/03/20 04:00	108-90-7	
Chloroethane	ND	ug/L	1.0	1		09/03/20 04:00	75-00-3	
Chloroform	ND	ug/L	0.50	1		09/03/20 04:00	67-66-3	
Chloromethane	ND	ug/L	1.0	1		09/03/20 04:00	74-87-3	
2-Chlorotoluene	ND	ug/L	0.50	1		09/03/20 04:00	95-49-8	
4-Chlorotoluene	ND	ug/L	0.50	1		09/03/20 04:00	106-43-4	
1,2-Dibromo-3-chloropropane	ND	ug/L	1.0	1		09/03/20 04:00	96-12-8	
Dibromochloromethane	ND	ug/L	0.50	1		09/03/20 04:00	124-48-1	
Dibromomethane	ND	ug/L	0.50	1		09/03/20 04:00	74-95-3	
1,2-Dichlorobenzene	ND	ug/L	0.50	1		09/03/20 04:00	95-50-1	
1,3-Dichlorobenzene	ND	ug/L	0.50	1		09/03/20 04:00	541-73-1	
1,4-Dichlorobenzene	ND	ug/L	0.50	1		09/03/20 04:00	106-46-7	
Dichlorodifluoromethane	ND	ug/L	0.50	1		09/03/20 04:00	75-71-8	
1,1-Dichloroethane	ND	ug/L	0.50	1		09/03/20 04:00	75-34-3	
1,2-Dichloroethane	ND	ug/L	0.50	1		09/03/20 04:00	107-06-2	
1,1-Dichloroethene	ND	ug/L	0.50	1		09/03/20 04:00	75-35-4	

REPORT OF LABORATORY ANALYSIS

This report shall not be reproduced, except in full,
without the written consent of Pace Analytical Services, LLC.

Pace Analytical Services, LLC
9800 Kincey Ave. Suite 100
Huntersville, NC 28078
(704)875-9092

ANALYTICAL RESULTS

Project: Colonial Pipeline (9/2 GW)
Pace Project No.: 92493708

Sample: MW-12 **Lab ID: 92493708006** Collected: 09/02/20 13:54 Received: 09/02/20 17:30 Matrix: Water

Parameters	Results	Units	Report Limit	DF	Prepared	Analyzed	CAS No.	Qual
6200B MSV	Analytical Method: SM 6200B Pace Analytical Services - Charlotte							
cis-1,2-Dichloroethene	ND	ug/L	0.50	1		09/03/20 04:00	156-59-2	
trans-1,2-Dichloroethene	ND	ug/L	0.50	1		09/03/20 04:00	156-60-5	
1,2-Dichloropropane	ND	ug/L	0.50	1		09/03/20 04:00	78-87-5	
1,3-Dichloropropane	ND	ug/L	0.50	1		09/03/20 04:00	142-28-9	
2,2-Dichloropropane	ND	ug/L	0.50	1		09/03/20 04:00	594-20-7	
1,1-Dichloropropene	ND	ug/L	0.50	1		09/03/20 04:00	563-58-6	
cis-1,3-Dichloropropene	ND	ug/L	0.50	1		09/03/20 04:00	10061-01-5	
trans-1,3-Dichloropropene	ND	ug/L	0.50	1		09/03/20 04:00	10061-02-6	
Diisopropyl ether	ND	ug/L	0.50	1		09/03/20 04:00	108-20-3	
Ethylbenzene	ND	ug/L	0.50	1		09/03/20 04:00	100-41-4	
Hexachloro-1,3-butadiene	ND	ug/L	2.0	1		09/03/20 04:00	87-68-3	M1
Isopropylbenzene (Cumene)	ND	ug/L	0.50	1		09/03/20 04:00	98-82-8	
Methylene Chloride	ND	ug/L	2.0	1		09/03/20 04:00	75-09-2	
Methyl-tert-butyl ether	ND	ug/L	0.50	1		09/03/20 04:00	1634-04-4	
Naphthalene	ND	ug/L	2.0	1		09/03/20 04:00	91-20-3	
n-Propylbenzene	ND	ug/L	0.50	1		09/03/20 04:00	103-65-1	
Styrene	ND	ug/L	0.50	1		09/03/20 04:00	100-42-5	
1,1,1,2-Tetrachloroethane	ND	ug/L	0.50	1		09/03/20 04:00	630-20-6	
1,1,2,2-Tetrachloroethane	ND	ug/L	0.50	1		09/03/20 04:00	79-34-5	
Tetrachloroethene	ND	ug/L	0.50	1		09/03/20 04:00	127-18-4	
Toluene	ND	ug/L	0.50	1		09/03/20 04:00	108-88-3	
1,2,3-Trichlorobenzene	ND	ug/L	2.0	1		09/03/20 04:00	87-61-6	
1,2,4-Trichlorobenzene	ND	ug/L	2.0	1		09/03/20 04:00	120-82-1	
1,1,1-Trichloroethane	ND	ug/L	0.50	1		09/03/20 04:00	71-55-6	M1
1,1,2-Trichloroethane	ND	ug/L	0.50	1		09/03/20 04:00	79-00-5	
Trichloroethene	ND	ug/L	0.50	1		09/03/20 04:00	79-01-6	
Trichlorofluoromethane	ND	ug/L	1.0	1		09/03/20 04:00	75-69-4	
1,2,3-Trichloropropane	ND	ug/L	0.50	1		09/03/20 04:00	96-18-4	
1,2,4-Trimethylbenzene	ND	ug/L	0.50	1		09/03/20 04:00	95-63-6	
1,3,5-Trimethylbenzene	ND	ug/L	0.50	1		09/03/20 04:00	108-67-8	
Vinyl chloride	ND	ug/L	1.0	1		09/03/20 04:00	75-01-4	
m&p-Xylene	ND	ug/L	1.0	1		09/03/20 04:00	179601-23-1	
o-Xylene	ND	ug/L	0.50	1		09/03/20 04:00	95-47-6	
Surrogates								
1,2-Dichloroethane-d4 (S)	97	%	70-130	1		09/03/20 04:00	17060-07-0	
4-Bromofluorobenzene (S)	102	%	70-130	1		09/03/20 04:00	460-00-4	
Toluene-d8 (S)	106	%	70-130	1		09/03/20 04:00	2037-26-5	

REPORT OF LABORATORY ANALYSIS

This report shall not be reproduced, except in full,
without the written consent of Pace Analytical Services, LLC.

Pace Analytical Services, LLC
9800 Kincey Ave. Suite 100
Huntersville, NC 28078
(704)875-9092

ANALYTICAL RESULTS

Project: Colonial Pipeline (9/2 GW)
Pace Project No.: 92493708

Sample: Trip Blank **Lab ID: 92493708007** Collected: 09/02/20 00:00 Received: 09/02/20 17:30 Matrix: Water

Parameters	Results	Units	Report Limit	DF	Prepared	Analyzed	CAS No.	Qual
6200B MSV	Analytical Method: SM 6200B Pace Analytical Services - Charlotte							
Benzene	ND	ug/L	0.50	1		09/03/20 02:12	71-43-2	
Bromobenzene	ND	ug/L	0.50	1		09/03/20 02:12	108-86-1	
Bromochloromethane	ND	ug/L	0.50	1		09/03/20 02:12	74-97-5	
Bromodichloromethane	ND	ug/L	0.50	1		09/03/20 02:12	75-27-4	
Bromoform	ND	ug/L	0.50	1		09/03/20 02:12	75-25-2	
Bromomethane	ND	ug/L	5.0	1		09/03/20 02:12	74-83-9	
n-Butylbenzene	ND	ug/L	0.50	1		09/03/20 02:12	104-51-8	
sec-Butylbenzene	ND	ug/L	0.50	1		09/03/20 02:12	135-98-8	
tert-Butylbenzene	ND	ug/L	0.50	1		09/03/20 02:12	98-06-6	
Carbon tetrachloride	ND	ug/L	0.50	1		09/03/20 02:12	56-23-5	
Chlorobenzene	ND	ug/L	0.50	1		09/03/20 02:12	108-90-7	
Chloroethane	ND	ug/L	1.0	1		09/03/20 02:12	75-00-3	
Chloroform	ND	ug/L	0.50	1		09/03/20 02:12	67-66-3	
Chloromethane	ND	ug/L	1.0	1		09/03/20 02:12	74-87-3	
2-Chlorotoluene	ND	ug/L	0.50	1		09/03/20 02:12	95-49-8	
4-Chlorotoluene	ND	ug/L	0.50	1		09/03/20 02:12	106-43-4	
1,2-Dibromo-3-chloropropane	ND	ug/L	1.0	1		09/03/20 02:12	96-12-8	
Dibromochloromethane	ND	ug/L	0.50	1		09/03/20 02:12	124-48-1	
Dibromomethane	ND	ug/L	0.50	1		09/03/20 02:12	74-95-3	
1,2-Dichlorobenzene	ND	ug/L	0.50	1		09/03/20 02:12	95-50-1	
1,3-Dichlorobenzene	ND	ug/L	0.50	1		09/03/20 02:12	541-73-1	
1,4-Dichlorobenzene	ND	ug/L	0.50	1		09/03/20 02:12	106-46-7	
Dichlorodifluoromethane	ND	ug/L	0.50	1		09/03/20 02:12	75-71-8	
1,1-Dichloroethane	ND	ug/L	0.50	1		09/03/20 02:12	75-34-3	
1,2-Dichloroethane	ND	ug/L	0.50	1		09/03/20 02:12	107-06-2	
1,1-Dichloroethene	ND	ug/L	0.50	1		09/03/20 02:12	75-35-4	
cis-1,2-Dichloroethene	ND	ug/L	0.50	1		09/03/20 02:12	156-59-2	
trans-1,2-Dichloroethene	ND	ug/L	0.50	1		09/03/20 02:12	156-60-5	
1,2-Dichloropropane	ND	ug/L	0.50	1		09/03/20 02:12	78-87-5	
1,3-Dichloropropane	ND	ug/L	0.50	1		09/03/20 02:12	142-28-9	
2,2-Dichloropropane	ND	ug/L	0.50	1		09/03/20 02:12	594-20-7	
1,1-Dichloropropene	ND	ug/L	0.50	1		09/03/20 02:12	563-58-6	
cis-1,3-Dichloropropene	ND	ug/L	0.50	1		09/03/20 02:12	10061-01-5	
trans-1,3-Dichloropropene	ND	ug/L	0.50	1		09/03/20 02:12	10061-02-6	
Diisopropyl ether	ND	ug/L	0.50	1		09/03/20 02:12	108-20-3	
Ethylbenzene	ND	ug/L	0.50	1		09/03/20 02:12	100-41-4	
Hexachloro-1,3-butadiene	ND	ug/L	2.0	1		09/03/20 02:12	87-68-3	
Isopropylbenzene (Cumene)	ND	ug/L	0.50	1		09/03/20 02:12	98-82-8	
Methylene Chloride	ND	ug/L	2.0	1		09/03/20 02:12	75-09-2	
Methyl-tert-butyl ether	ND	ug/L	0.50	1		09/03/20 02:12	1634-04-4	
Naphthalene	ND	ug/L	2.0	1		09/03/20 02:12	91-20-3	
n-Propylbenzene	ND	ug/L	0.50	1		09/03/20 02:12	103-65-1	
Styrene	ND	ug/L	0.50	1		09/03/20 02:12	100-42-5	
1,1,1,2-Tetrachloroethane	ND	ug/L	0.50	1		09/03/20 02:12	630-20-6	
1,1,2,2-Tetrachloroethane	ND	ug/L	0.50	1		09/03/20 02:12	79-34-5	
Tetrachloroethene	ND	ug/L	0.50	1		09/03/20 02:12	127-18-4	

REPORT OF LABORATORY ANALYSIS

This report shall not be reproduced, except in full,
without the written consent of Pace Analytical Services, LLC.

Pace Analytical Services, LLC
9800 Kincey Ave. Suite 100
Huntersville, NC 28078
(704)875-9092

ANALYTICAL RESULTS

Project: Colonial Pipeline (9/2 GW)
Pace Project No.: 92493708

Sample: Trip Blank **Lab ID: 92493708007** Collected: 09/02/20 00:00 Received: 09/02/20 17:30 Matrix: Water

Parameters	Results	Units	Report Limit	DF	Prepared	Analyzed	CAS No.	Qual
6200B MSV	Analytical Method: SM 6200B Pace Analytical Services - Charlotte							
Toluene	ND	ug/L	0.50	1		09/03/20 02:12	108-88-3	
1,2,3-Trichlorobenzene	ND	ug/L	2.0	1		09/03/20 02:12	87-61-6	
1,2,4-Trichlorobenzene	ND	ug/L	2.0	1		09/03/20 02:12	120-82-1	
1,1,1-Trichloroethane	ND	ug/L	0.50	1		09/03/20 02:12	71-55-6	
1,1,2-Trichloroethane	ND	ug/L	0.50	1		09/03/20 02:12	79-00-5	
Trichloroethene	ND	ug/L	0.50	1		09/03/20 02:12	79-01-6	
Trichlorofluoromethane	ND	ug/L	1.0	1		09/03/20 02:12	75-69-4	
1,2,3-Trichloropropane	ND	ug/L	0.50	1		09/03/20 02:12	96-18-4	
1,2,4-Trimethylbenzene	ND	ug/L	0.50	1		09/03/20 02:12	95-63-6	
1,3,5-Trimethylbenzene	ND	ug/L	0.50	1		09/03/20 02:12	108-67-8	
Vinyl chloride	ND	ug/L	1.0	1		09/03/20 02:12	75-01-4	
m&p-Xylene	ND	ug/L	1.0	1		09/03/20 02:12	179601-23-1	
o-Xylene	ND	ug/L	0.50	1		09/03/20 02:12	95-47-6	
Surrogates								
1,2-Dichloroethane-d4 (S)	97	%	70-130	1		09/03/20 02:12	17060-07-0	
4-Bromofluorobenzene (S)	102	%	70-130	1		09/03/20 02:12	460-00-4	
Toluene-d8 (S)	104	%	70-130	1		09/03/20 02:12	2037-26-5	

REPORT OF LABORATORY ANALYSIS

This report shall not be reproduced, except in full,
without the written consent of Pace Analytical Services, LLC.

Pace Analytical Services, LLC
9800 Kincey Ave. Suite 100
Huntersville, NC 28078
(704)875-9092

QUALITY CONTROL DATA

Project: Colonial Pipeline (9/2 GW)
Pace Project No.: 92493708

QC Batch: 1537601 Analysis Method: MADEP VPH
QC Batch Method: MADEPV Analysis Description: MADEPV
Laboratory: Pace National - Mt. Juliet
Associated Lab Samples: 92493708001, 92493708002, 92493708003, 92493708004, 92493708005, 92493708006

METHOD BLANK: R3567224-3 Matrix: Water
Associated Lab Samples: 92493708001, 92493708002, 92493708003, 92493708004, 92493708005, 92493708006

Parameter	Units	Blank Result	Reporting Limit	Analyzed	Qualifiers
Aliphatic (C05-C08)	ug/L	ND	100	09/03/20 18:29	
Aliphatic (C09-C12)	ug/L	ND	100	09/03/20 18:29	
Aromatic (C09-C10),Unadjusted	ug/L	ND	100	09/03/20 18:29	
Total VPH	ug/L	ND	100	09/03/20 18:29	
2,5-Dibromotoluene (FID)	%	85.7	70.0-130	09/03/20 18:29	
2,5-Dibromotoluene (PID)	%	94.5	70.0-130	09/03/20 18:29	

LABORATORY CONTROL SAMPLE & LCSD: R3567224-1 R3567224-2

Parameter	Units	Spike Conc.	LCS Result	LCSD Result	LCS % Rec	LCSD % Rec	% Rec Limits	RPD	Max RPD	Qualifiers
Aliphatic (C05-C08)	ug/L	1200	937	943	78.1	78.6	70.0-130	0.638	25	
Aliphatic (C09-C12)	ug/L	1400	1230	1160	87.9	82.9	70.0-130	5.86	25	
Aromatic (C09-C10),Unadjusted	ug/L	200	258	249	129	124	70.0-130	3.55	25	
Total VPH	ug/L	2800	2430	2350	86.8	83.9	70.0-130	3.35	25	
2,5-Dibromotoluene (FID)	%				95.2	96.5	70.0-130			
2,5-Dibromotoluene (PID)	%				106	106	70.0-130			

Results presented on this page are in the units indicated by the "Units" column except where an alternate unit is presented to the right of the result.

REPORT OF LABORATORY ANALYSIS

This report shall not be reproduced, except in full,
without the written consent of Pace Analytical Services, LLC.

Pace Analytical Services, LLC
9800 Kincey Ave. Suite 100
Huntersville, NC 28078
(704)875-9092

QUALITY CONTROL DATA

Project: Colonial Pipeline (9/2 GW)
Pace Project No.: 92493708

QC Batch: 564162 | Analysis Method: EPA 6010D
QC Batch Method: EPA 3010A | Analysis Description: 6010 MET
Laboratory: Pace Analytical Services - Asheville
Associated Lab Samples: 92493708001, 92493708002, 92493708003, 92493708004, 92493708005, 92493708006

METHOD BLANK: 2990707 Matrix: Water
Associated Lab Samples: 92493708001, 92493708002, 92493708003, 92493708004, 92493708005, 92493708006

Parameter	Units	Blank Result	Reporting Limit	Analyzed	Qualifiers
Lead	ug/L	ND	5.0	09/03/20 08:48	

LABORATORY CONTROL SAMPLE: 2990708

Parameter	Units	Spike Conc.	LCS Result	LCS % Rec	% Rec Limits	Qualifiers
Lead	ug/L	500	508	102	80-120	

MATRIX SPIKE & MATRIX SPIKE DUPLICATE: 2990709 2990710

Parameter	Units	92493705001 Result	MS Spike Conc.	MSD Spike Conc.	MS Result	MSD Result	MS % Rec	MSD % Rec	% Rec Limits	RPD	Qual
Lead	ug/L	<5.0	500	500	522	519	104	104	75-125	1	

Results presented on this page are in the units indicated by the "Units" column except where an alternate unit is presented to the right of the result.

REPORT OF LABORATORY ANALYSIS

This report shall not be reproduced, except in full,
without the written consent of Pace Analytical Services, LLC.

Pace Analytical Services, LLC
9800 Kincey Ave. Suite 100
Huntersville, NC 28078
(704)875-9092

QUALITY CONTROL DATA

Project: Colonial Pipeline (9/2 GW)
Pace Project No.: 92493708

QC Batch: 564150 | Analysis Method: SM 6200B
QC Batch Method: SM 6200B | Analysis Description: 6200B MSV
Laboratory: Pace Analytical Services - Charlotte
Associated Lab Samples: 92493708001, 92493708002, 92493708003, 92493708004, 92493708005, 92493708006, 92493708007

METHOD BLANK: 2990670 Matrix: Water
Associated Lab Samples: 92493708001, 92493708002, 92493708003, 92493708004, 92493708005, 92493708006, 92493708007

Parameter	Units	Blank Result	Reporting Limit	Analyzed	Qualifiers
1,1,1,2-Tetrachloroethane	ug/L	ND	0.50	09/03/20 01:35	
1,1,1-Trichloroethane	ug/L	ND	0.50	09/03/20 01:35	
1,1,2,2-Tetrachloroethane	ug/L	ND	0.50	09/03/20 01:35	
1,1,2-Trichloroethane	ug/L	ND	0.50	09/03/20 01:35	
1,1-Dichloroethane	ug/L	ND	0.50	09/03/20 01:35	
1,1-Dichloroethene	ug/L	ND	0.50	09/03/20 01:35	
1,1-Dichloropropene	ug/L	ND	0.50	09/03/20 01:35	
1,2,3-Trichlorobenzene	ug/L	ND	2.0	09/03/20 01:35	
1,2,3-Trichloropropane	ug/L	ND	0.50	09/03/20 01:35	
1,2,4-Trichlorobenzene	ug/L	ND	2.0	09/03/20 01:35	
1,2,4-Trimethylbenzene	ug/L	ND	0.50	09/03/20 01:35	
1,2-Dibromo-3-chloropropane	ug/L	ND	1.0	09/03/20 01:35	
1,2-Dichlorobenzene	ug/L	ND	0.50	09/03/20 01:35	
1,2-Dichloroethane	ug/L	ND	0.50	09/03/20 01:35	
1,2-Dichloropropane	ug/L	ND	0.50	09/03/20 01:35	
1,3,5-Trimethylbenzene	ug/L	ND	0.50	09/03/20 01:35	
1,3-Dichlorobenzene	ug/L	ND	0.50	09/03/20 01:35	
1,3-Dichloropropane	ug/L	ND	0.50	09/03/20 01:35	
1,4-Dichlorobenzene	ug/L	ND	0.50	09/03/20 01:35	
2,2-Dichloropropane	ug/L	ND	0.50	09/03/20 01:35	
2-Chlorotoluene	ug/L	ND	0.50	09/03/20 01:35	
4-Chlorotoluene	ug/L	ND	0.50	09/03/20 01:35	
Benzene	ug/L	ND	0.50	09/03/20 01:35	
Bromobenzene	ug/L	ND	0.50	09/03/20 01:35	
Bromochloromethane	ug/L	ND	0.50	09/03/20 01:35	
Bromodichloromethane	ug/L	ND	0.50	09/03/20 01:35	
Bromoform	ug/L	ND	0.50	09/03/20 01:35	
Bromomethane	ug/L	ND	5.0	09/03/20 01:35	
Carbon tetrachloride	ug/L	ND	0.50	09/03/20 01:35	
Chlorobenzene	ug/L	ND	0.50	09/03/20 01:35	
Chloroethane	ug/L	ND	1.0	09/03/20 01:35	
Chloroform	ug/L	ND	0.50	09/03/20 01:35	
Chloromethane	ug/L	ND	1.0	09/03/20 01:35	
cis-1,2-Dichloroethene	ug/L	ND	0.50	09/03/20 01:35	
cis-1,3-Dichloropropene	ug/L	ND	0.50	09/03/20 01:35	
Dibromochloromethane	ug/L	ND	0.50	09/03/20 01:35	
Dibromomethane	ug/L	ND	0.50	09/03/20 01:35	
Dichlorodifluoromethane	ug/L	ND	0.50	09/03/20 01:35	
Diisopropyl ether	ug/L	ND	0.50	09/03/20 01:35	
Ethylbenzene	ug/L	ND	0.50	09/03/20 01:35	

Results presented on this page are in the units indicated by the "Units" column except where an alternate unit is presented to the right of the result.

REPORT OF LABORATORY ANALYSIS

This report shall not be reproduced, except in full,
without the written consent of Pace Analytical Services, LLC.

Pace Analytical Services, LLC
9800 Kincey Ave. Suite 100
Huntersville, NC 28078
(704)875-9092

QUALITY CONTROL DATA

Project: Colonial Pipeline (9/2 GW)
Pace Project No.: 92493708

METHOD BLANK: 2990670 Matrix: Water
Associated Lab Samples: 92493708001, 92493708002, 92493708003, 92493708004, 92493708005, 92493708006, 92493708007

Parameter	Units	Blank Result	Reporting Limit	Analyzed	Qualifiers
Hexachloro-1,3-butadiene	ug/L	ND	2.0	09/03/20 01:35	
Isopropylbenzene (Cumene)	ug/L	ND	0.50	09/03/20 01:35	
m&p-Xylene	ug/L	ND	1.0	09/03/20 01:35	
Methyl-tert-butyl ether	ug/L	ND	0.50	09/03/20 01:35	
Methylene Chloride	ug/L	ND	2.0	09/03/20 01:35	
n-Butylbenzene	ug/L	ND	0.50	09/03/20 01:35	
n-Propylbenzene	ug/L	ND	0.50	09/03/20 01:35	
Naphthalene	ug/L	ND	2.0	09/03/20 01:35	
o-Xylene	ug/L	ND	0.50	09/03/20 01:35	
sec-Butylbenzene	ug/L	ND	0.50	09/03/20 01:35	
Styrene	ug/L	ND	0.50	09/03/20 01:35	
tert-Butylbenzene	ug/L	ND	0.50	09/03/20 01:35	
Tetrachloroethene	ug/L	ND	0.50	09/03/20 01:35	
Toluene	ug/L	ND	0.50	09/03/20 01:35	
trans-1,2-Dichloroethene	ug/L	ND	0.50	09/03/20 01:35	
trans-1,3-Dichloropropene	ug/L	ND	0.50	09/03/20 01:35	
Trichloroethene	ug/L	ND	0.50	09/03/20 01:35	
Trichlorofluoromethane	ug/L	ND	1.0	09/03/20 01:35	
Vinyl chloride	ug/L	ND	1.0	09/03/20 01:35	
1,2-Dichloroethane-d4 (S)	%	96	70-130	09/03/20 01:35	
4-Bromofluorobenzene (S)	%	101	70-130	09/03/20 01:35	
Toluene-d8 (S)	%	105	70-130	09/03/20 01:35	

LABORATORY CONTROL SAMPLE: 2990671

Parameter	Units	Spike Conc.	LCS Result	LCS % Rec	% Rec Limits	Qualifiers
1,1,1,2-Tetrachloroethane	ug/L	50	57.9	116	60-140	
1,1,1-Trichloroethane	ug/L	50	62.2	124	60-140	
1,1,2,2-Tetrachloroethane	ug/L	50	50.3	101	60-140	
1,1,2-Trichloroethane	ug/L	50	54.4	109	60-140	
1,1-Dichloroethane	ug/L	50	53.6	107	60-140	
1,1-Dichloroethene	ug/L	50	51.1	102	60-140	
1,1-Dichloropropene	ug/L	50	50.9	102	60-140	
1,2,3-Trichlorobenzene	ug/L	50	50.4	101	60-140	
1,2,3-Trichloropropane	ug/L	50	50.0	100	60-140	
1,2,4-Trichlorobenzene	ug/L	50	53.6	107	60-140	
1,2,4-Trimethylbenzene	ug/L	50	51.8	104	60-140	
1,2-Dibromo-3-chloropropane	ug/L	50	54.4	109	60-140	
1,2-Dichlorobenzene	ug/L	50	49.8	100	60-140	
1,2-Dichloroethane	ug/L	50	52.0	104	60-140	
1,2-Dichloropropane	ug/L	50	55.3	111	60-140	
1,3,5-Trimethylbenzene	ug/L	50	53.3	107	60-140	
1,3-Dichlorobenzene	ug/L	50	50.8	102	60-140	
1,3-Dichloropropane	ug/L	50	55.5	111	60-140	

Results presented on this page are in the units indicated by the "Units" column except where an alternate unit is presented to the right of the result.

REPORT OF LABORATORY ANALYSIS

This report shall not be reproduced, except in full,
without the written consent of Pace Analytical Services, LLC.

Pace Analytical Services, LLC
9800 Kincey Ave. Suite 100
Huntersville, NC 28078
(704)875-9092

QUALITY CONTROL DATA

Project: Colonial Pipeline (9/2 GW)
Pace Project No.: 92493708

LABORATORY CONTROL SAMPLE: 2990671

Parameter	Units	Spike Conc.	LCS Result	LCS % Rec	% Rec Limits	Qualifiers
1,4-Dichlorobenzene	ug/L	50	50.8	102	60-140	
2,2-Dichloropropane	ug/L	50	61.6	123	60-140	
2-Chlorotoluene	ug/L	50	51.3	103	60-140	
4-Chlorotoluene	ug/L	50	49.6	99	60-140	
Benzene	ug/L	50	52.9	106	60-140	
Bromobenzene	ug/L	50	48.0	96	60-140	
Bromochloromethane	ug/L	50	57.2	114	60-140	
Bromodichloromethane	ug/L	50	52.9	106	60-140	
Bromoform	ug/L	50	57.8	116	60-140	
Bromomethane	ug/L	50	64.3	129	60-140	
Carbon tetrachloride	ug/L	50	60.2	120	60-140	
Chlorobenzene	ug/L	50	51.0	102	60-140	
Chloroethane	ug/L	50	42.4	85	60-140	
Chloroform	ug/L	50	55.5	111	60-140	
Chloromethane	ug/L	50	40.1	80	60-140	
cis-1,2-Dichloroethene	ug/L	50	54.0	108	60-140	
cis-1,3-Dichloropropene	ug/L	50	61.6	123	60-140	
Dibromochloromethane	ug/L	50	59.9	120	60-140	
Dibromomethane	ug/L	50	54.0	108	60-140	
Dichlorodifluoromethane	ug/L	50	37.5	75	60-140	
Diisopropyl ether	ug/L	50	52.7	105	60-140	
Ethylbenzene	ug/L	50	51.3	103	60-140	
Hexachloro-1,3-butadiene	ug/L	50	53.5	107	60-140	
Isopropylbenzene (Cumene)	ug/L	50	52.2	104	60-140	
m&p-Xylene	ug/L	100	104	104	60-140	
Methyl-tert-butyl ether	ug/L	50	49.2	98	60-140	
Methylene Chloride	ug/L	50	50.1	100	60-140	
n-Butylbenzene	ug/L	50	50.1	100	60-140	
n-Propylbenzene	ug/L	50	49.9	100	60-140	
Naphthalene	ug/L	50	49.6	99	60-140	
o-Xylene	ug/L	50	50.0	100	60-140	
sec-Butylbenzene	ug/L	50	50.0	100	60-140	
Styrene	ug/L	50	54.1	108	60-140	
tert-Butylbenzene	ug/L	50	43.8	88	60-140	
Tetrachloroethene	ug/L	50	53.8	108	60-140	
Toluene	ug/L	50	48.1	96	60-140	
trans-1,2-Dichloroethene	ug/L	50	57.9	116	60-140	
trans-1,3-Dichloropropene	ug/L	50	58.0	116	60-140	
Trichloroethene	ug/L	50	57.8	116	60-140	
Trichlorofluoromethane	ug/L	50	44.9	90	60-140	
Vinyl chloride	ug/L	50	40.6	81	60-140	
1,2-Dichloroethane-d4 (S)	%			107	70-130	
4-Bromofluorobenzene (S)	%			101	70-130	
Toluene-d8 (S)	%			96	70-130	

Results presented on this page are in the units indicated by the "Units" column except where an alternate unit is presented to the right of the result.

REPORT OF LABORATORY ANALYSIS

This report shall not be reproduced, except in full,
without the written consent of Pace Analytical Services, LLC.

Pace Analytical Services, LLC
9800 Kincey Ave. Suite 100
Huntersville, NC 28078
(704)875-9092

QUALITY CONTROL DATA

Project: Colonial Pipeline (9/2 GW)
Pace Project No.: 92493708

MATRIX SPIKE & MATRIX SPIKE DUPLICATE: 2990672 2990673

Parameter	Units	92493708006 Result	MS Spike Conc.	MSD Spike Conc.	MS Result	MSD Result	MS % Rec	MSD % Rec	% Rec Limits	RPD	Qual
1,1,1,2-Tetrachloroethane	ug/L	ND	20	20	26.5	27.1	132	135	60-140	2	
1,1,1-Trichloroethane	ug/L	ND	20	20	26.9	28.6	135	143	60-140	6	M1
1,1,2,2-Tetrachloroethane	ug/L	ND	20	20	23.7	23.9	118	120	60-140	1	
1,1,2-Trichloroethane	ug/L	ND	20	20	24.3	26.2	122	131	60-140	7	
1,1-Dichloroethane	ug/L	ND	20	20	24.1	24.9	121	125	60-140	3	
1,1-Dichloroethene	ug/L	ND	20	20	25.2	26.3	126	132	60-140	4	
1,1-Dichloropropene	ug/L	ND	20	20	25.8	26.8	129	134	60-140	4	
1,2,3-Trichlorobenzene	ug/L	ND	20	20	26.3	26.7	132	133	60-140	1	
1,2,3-Trichloropropane	ug/L	ND	20	20	24.9	25.3	124	126	60-140	1	
1,2,4-Trichlorobenzene	ug/L	ND	20	20	26.6	27.4	133	137	60-140	3	
1,2,4-Trimethylbenzene	ug/L	ND	20	20	25.1	25.7	125	129	60-140	2	
1,2-Dibromo-3-chloropropane	ug/L	ND	20	20	22.2	24.9	111	125	60-140	11	
1,2-Dichlorobenzene	ug/L	ND	20	20	24.3	25.7	122	129	60-140	5	
1,2-Dichloroethane	ug/L	ND	20	20	21.5	22.7	107	114	60-140	6	
1,2-Dichloropropane	ug/L	ND	20	20	24.5	25.0	122	125	60-140	2	
1,3,5-Trimethylbenzene	ug/L	ND	20	20	24.8	26.3	124	132	60-140	6	
1,3-Dichlorobenzene	ug/L	ND	20	20	24.9	26.7	124	133	60-140	7	
1,3-Dichloropropane	ug/L	ND	20	20	25.9	25.9	130	130	60-140	0	
1,4-Dichlorobenzene	ug/L	ND	20	20	24.7	25.7	123	129	60-140	4	
2,2-Dichloropropane	ug/L	ND	20	20	27.7	28.0	139	140	60-140	1	
2-Chlorotoluene	ug/L	ND	20	20	24.8	25.9	124	130	60-140	4	
4-Chlorotoluene	ug/L	ND	20	20	24.4	25.7	122	129	60-140	5	
Benzene	ug/L	ND	20	20	23.6	24.8	118	124	60-140	5	
Bromobenzene	ug/L	ND	20	20	25.2	26.3	126	132	60-140	4	
Bromochloromethane	ug/L	ND	20	20	24.2	24.8	121	124	60-140	3	
Bromodichloromethane	ug/L	ND	20	20	23.8	24.4	119	122	60-140	3	
Bromoform	ug/L	ND	20	20	22.6	23.0	113	115	60-140	2	
Bromomethane	ug/L	ND	20	20	34.0	34.7	170	173	60-140	2	M1
Carbon tetrachloride	ug/L	ND	20	20	29.0	29.4	145	147	60-140	1	M1
Chlorobenzene	ug/L	ND	20	20	24.3	25.0	121	125	60-140	3	
Chloroethane	ug/L	ND	20	20	23.7	23.4	119	117	60-140	1	
Chloroform	ug/L	ND	20	20	23.7	25.2	118	126	60-140	6	
Chloromethane	ug/L	ND	20	20	22.6	23.0	113	115	60-140	2	
cis-1,2-Dichloroethene	ug/L	ND	20	20	23.5	24.6	118	123	60-140	5	
cis-1,3-Dichloropropene	ug/L	ND	20	20	26.5	27.3	132	137	60-140	3	
Dibromochloromethane	ug/L	ND	20	20	23.9	24.5	120	123	60-140	3	
Dibromomethane	ug/L	ND	20	20	24.1	24.7	120	124	60-140	3	
Dichlorodifluoromethane	ug/L	ND	20	20	22.2	22.9	111	114	60-140	3	
Diisopropyl ether	ug/L	ND	20	20	22.7	23.7	113	119	60-140	4	
Ethylbenzene	ug/L	ND	20	20	24.8	25.1	124	126	60-140	1	
Hexachloro-1,3-butadiene	ug/L	ND	20	20	30.5	30.7	153	153	60-140	0	M1
Isopropylbenzene (Cumene)	ug/L	ND	20	20	25.3	25.4	126	127	60-140	1	
m&p-Xylene	ug/L	ND	40	40	50.2	49.7	125	124	60-140	1	
Methyl-tert-butyl ether	ug/L	ND	20	20	23.6	24.6	118	123	60-140	4	
Methylene Chloride	ug/L	ND	20	20	22.7	24.0	114	120	60-140	6	
n-Butylbenzene	ug/L	ND	20	20	27.2	27.3	136	136	60-140	0	

Results presented on this page are in the units indicated by the "Units" column except where an alternate unit is presented to the right of the result.

REPORT OF LABORATORY ANALYSIS

This report shall not be reproduced, except in full,
without the written consent of Pace Analytical Services, LLC.

Pace Analytical Services, LLC
9800 Kincey Ave. Suite 100
Huntersville, NC 28078
(704)875-9092

QUALITY CONTROL DATA

Project: Colonial Pipeline (9/2 GW)
Pace Project No.: 92493708

MATRIX SPIKE & MATRIX SPIKE DUPLICATE: 2990672 2990673

Parameter	Units	92493708006 Result	MS Spike Conc.	MSD Spike Conc.	MS Result	MSD Result	MS % Rec	MSD % Rec	% Rec Limits	RPD	Qual
n-Propylbenzene	ug/L	ND	20	20	24.8	26.3	124	132	60-140	6	
Naphthalene	ug/L	ND	20	20	24.7	25.2	123	126	60-140	2	
o-Xylene	ug/L	ND	20	20	24.8	25.6	124	128	60-140	3	
sec-Butylbenzene	ug/L	ND	20	20	26.0	26.6	130	133	60-140	2	
Styrene	ug/L	ND	20	20	25.4	25.6	127	128	60-140	1	
tert-Butylbenzene	ug/L	ND	20	20	22.2	23.3	111	116	60-140	5	
Tetrachloroethene	ug/L	ND	20	20	25.1	25.1	126	126	60-140	0	
Toluene	ug/L	ND	20	20	23.5	24.5	118	123	60-140	4	
trans-1,2-Dichloroethene	ug/L	ND	20	20	24.9	26.1	125	131	60-140	5	
trans-1,3-Dichloropropene	ug/L	ND	20	20	26.4	26.5	132	133	60-140	0	
Trichloroethene	ug/L	ND	20	20	26.7	27.8	134	139	60-140	4	
Trichlorofluoromethane	ug/L	ND	20	20	22.4	23.2	112	116	60-140	3	
Vinyl chloride	ug/L	ND	20	20	22.0	22.3	110	112	60-140	2	
1,2-Dichloroethane-d4 (S)	%						95	97	70-130		
4-Bromofluorobenzene (S)	%						103	98	70-130		
Toluene-d8 (S)	%						98	98	70-130		

Results presented on this page are in the units indicated by the "Units" column except where an alternate unit is presented to the right of the result.

REPORT OF LABORATORY ANALYSIS

This report shall not be reproduced, except in full,
without the written consent of Pace Analytical Services, LLC.

Pace Analytical Services, LLC
9800 Kincey Ave. Suite 100
Huntersville, NC 28078
(704)875-9092

QUALITY CONTROL DATA

Project: Colonial Pipeline (9/2 GW)
Pace Project No.: 92493708

QC Batch: 564217 | Analysis Method: EPA 504.1
QC Batch Method: EPA 504.1 | Analysis Description: GCS 504 EDB DBCP
Laboratory: Pace Analytical Services - Charlotte
Associated Lab Samples: 92493708001, 92493708002, 92493708003, 92493708004, 92493708005, 92493708006

METHOD BLANK: 2990822 Matrix: Water
Associated Lab Samples: 92493708001, 92493708002, 92493708003, 92493708004, 92493708005, 92493708006

Parameter	Units	Blank Result	Reporting Limit	Analyzed	Qualifiers
1,2-Dibromoethane (EDB)	ug/L	ND	0.021	09/03/20 12:08	
1-Chloro-2-bromopropane (S)	%	99	70-130	09/03/20 12:08	

LABORATORY CONTROL SAMPLE & LCSD: 2990823 2990824

Parameter	Units	Spike Conc.	LCS Result	LCSD Result	LCS % Rec	LCSD % Rec	% Rec Limits	RPD	Max RPD	Qualifiers
1,2-Dibromoethane (EDB)	ug/L	0.25	0.26	0.26	104	101	70-130	2	20	
1-Chloro-2-bromopropane (S)	%				100	99	70-130			

MATRIX SPIKE & MATRIX SPIKE DUPLICATE: 2990825 2990826

Parameter	Units	92493708001 Result	MS Spike Conc.	MSD Spike Conc.	MS Result	MSD Result	MS % Rec	MSD % Rec	% Rec Limits	RPD	Qual
1,2-Dibromoethane (EDB)	ug/L	ND	0.25	0.25	0.26	0.26	103	105	65-135	2	
1-Chloro-2-bromopropane (S)	%						98	100	70-130		

SAMPLE DUPLICATE: 2990827

Parameter	Units	92493708002 Result	Dup Result	RPD	Qualifiers
1,2-Dibromoethane (EDB)	ug/L	ND	ND		
1-Chloro-2-bromopropane (S)	%	99	97		

Results presented on this page are in the units indicated by the "Units" column except where an alternate unit is presented to the right of the result.

REPORT OF LABORATORY ANALYSIS

This report shall not be reproduced, except in full,
without the written consent of Pace Analytical Services, LLC.

Pace Analytical Services, LLC
9800 Kincey Ave. Suite 100
Huntersville, NC 28078
(704)875-9092

QUALIFIERS

Project: Colonial Pipeline (9/2 GW)
Pace Project No.: 92493708

DEFINITIONS

DF - Dilution Factor, if reported, represents the factor applied to the reported data due to dilution of the sample aliquot.

ND - Not Detected at or above adjusted reporting limit.

TNTC - Too Numerous To Count

J - Estimated concentration above the adjusted method detection limit and below the adjusted reporting limit.

MDL - Adjusted Method Detection Limit.

PQL - Practical Quantitation Limit.

RL - Reporting Limit - The lowest concentration value that meets project requirements for quantitative data with known precision and bias for a specific analyte in a specific matrix.

S - Surrogate

1,2-Diphenylhydrazine decomposes to and cannot be separated from Azobenzene using Method 8270. The result for each analyte is a combined concentration.

Consistent with EPA guidelines, unrounded data are displayed and have been used to calculate % recovery and RPD values.

LCS(D) - Laboratory Control Sample (Duplicate)

MS(D) - Matrix Spike (Duplicate)

DUP - Sample Duplicate

RPD - Relative Percent Difference

NC - Not Calculable.

SG - Silica Gel - Clean-Up

U - Indicates the compound was analyzed for, but not detected.

Acid preservation may not be appropriate for 2 Chloroethylvinyl ether.

A separate vial preserved to a pH of 4-5 is recommended in SW846 Chapter 4 for the analysis of Acrolein and Acrylonitrile by EPA Method 8260.

N-Nitrosodiphenylamine decomposes and cannot be separated from Diphenylamine using Method 8270. The result reported for each analyte is a combined concentration.

Pace Analytical is TNI accredited. Contact your Pace PM for the current list of accredited analytes.

TNI - The NELAC Institute.

ANALYTE QUALIFIERS

M1 Matrix spike recovery exceeded QC limits. Batch accepted based on laboratory control sample (LCS) recovery.

This report shall not be reproduced, except in full,
without the written consent of Pace Analytical Services, LLC.

Pace Analytical Services, LLC
9800 Kincey Ave. Suite 100
Huntersville, NC 28078
(704)875-9092

QUALITY CONTROL DATA CROSS REFERENCE TABLE

Project: Colonial Pipeline (9/2 GW)
Pace Project No.: 92493708

Lab ID	Sample ID	QC Batch Method	QC Batch	Analytical Method	Analytical Batch
92493708001	**MW-4**	EPA 504.1	564217	EPA 504.1	564303
92493708002	**MW-5**	EPA 504.1	564217	EPA 504.1	564303
92493708003	**MW-6**	EPA 504.1	564217	EPA 504.1	564303
92493708004	**MW-7**	EPA 504.1	564217	EPA 504.1	564303
92493708005	**MW-9**	EPA 504.1	564217	EPA 504.1	564303
92493708006	**MW-12**	EPA 504.1	564217	EPA 504.1	564303
92493708001	**MW-4**	MADEPV	1537601	MADEP VPH	1537601
92493708002	**MW-5**	MADEPV	1537601	MADEP VPH	1537601
92493708003	**MW-6**	MADEPV	1537601	MADEP VPH	1537601
92493708004	**MW-7**	MADEPV	1537601	MADEP VPH	1537601
92493708005	**MW-9**	MADEPV	1537601	MADEP VPH	1537601
92493708006	**MW-12**	MADEPV	1537601	MADEP VPH	1537601
92493708001	**MW-4**	EPA 3010A	564162	EPA 6010D	564194
92493708002	**MW-5**	EPA 3010A	564162	EPA 6010D	564194
92493708003	**MW-6**	EPA 3010A	564162	EPA 6010D	564194
92493708004	**MW-7**	EPA 3010A	564162	EPA 6010D	564194
92493708005	**MW-9**	EPA 3010A	564162	EPA 6010D	564194
92493708006	**MW-12**	EPA 3010A	564162	EPA 6010D	564194
92493708001	**MW-4**	SM 6200B	564150		
92493708002	**MW-5**	SM 6200B	564150		
92493708003	**MW-6**	SM 6200B	564150		
92493708004	**MW-7**	SM 6200B	564150		
92493708005	**MW-9**	SM 6200B	564150		
92493708006	**MW-12**	SM 6200B	564150		
92493708007	**Trip Blank**	SM 6200B	564150		

This report shall not be reproduced, except in full,
without the written consent of Pace Analytical Services, LLC.

Pace Analytical	Document Name: Sample Condition Upon Receipt(SCUR)	Document Revised: February 7, 2018 Page 1 of 2
	Document No.: F-CAR-CS-033-Rev.06	Issuing Authority: Pace Carolinas Quality Office

Laboratory receiving samples:
Asheville ☐ Eden ☐ Greenwood ☐ Huntersville ☑ Raleigh ☐ Mechanicsville ☐

Sample Condition Upon Receipt

Client Name: AECOM CLT

Project # WO# : 92493708

92493708

Courier: ☐ Commercial ☐ Fed Ex ☐ Pace ☐ UPS ☐ USPS ☐ Other:____ ☑ Client

Custody Seal Present? ☐ Yes ☑ No **Seals Intact?** ☐ Yes ☐ No

Date/Initials Person Examining Contents: BG 9/2/20

Packing Material: ☐ Bubble Wrap ☑ Bubble Bags ☐ None ☐ Other

Biological Tissue Frozen? ☐ Yes ☐ No ☑ N/A

Thermometer: ☑ IR Gun ID: 92T061 **Type of Ice:** ☑ Wet ☐ Blue ☐ None

Cooler Temp (°C): 4.5 **Correction Factor:** Add/Subtract (°C) 0.0

Cooler Temp Corrected (°C): 4.5

Temp should be above freezing to 6°C
☐ Samples out of temp criteria. Samples on ice, cooling process has begun

USDA Regulated Soil (☐ N/A, water sample)
Did samples originate in a quarantine zone within the United States: CA, NY, or SC (check maps)? ☐ Yes ☐ No

Did samples originate from a foreign source (Internationally, including Hawaii and Puerto Rico)? ☐ Yes ☐ No

				Comments/Discrepancy:
Chain of Custody Present?	☑ Yes	☐ No	☐ N/A	1.
Samples Arrived within Hold Time?	☑ Yes	☐ No	☐ N/A	2.
Short Hold Time Analysis (<72 hr.)?	☐ Yes	☑ No	☐ N/A	3.
Rush Turn Around Time Requested?	☑ Yes	☐ No	☐ N/A	4.
Sufficient Volume?	☑ Yes	☐ No	☐ N/A	5.
Correct Containers Used?	☑ Yes	☐ No	☐ N/A	6.
-Pace Containers Used?	☑ Yes	☐ No	☐ N/A	
Containers Intact?	☐ Yes	☐ No	☐ N/A	7.
Dissolved analysis: Samples Field Filtered?	☐ Yes	☐ No	☑ N/A	8.
Sample Labels Match COC?	☑ Yes	☐ No	☐ N/A	9.
-Includes Date/Time/ID/Analysis Matrix: WT				
Headspace in VOA Vials (>5-6mm)?	☐ Yes	☑ No	☐ N/A	10.
Trip Blank Present?	☐ Yes	☐ No	☐ N/A	11.
Trip Blank Custody Seals Present?	☑ Yes	☐ No	☐ N/A	

COMMENTS/SAMPLE DISCREPANCY

Field Data Required? ☐ Yes ☐ No

Lot ID of split containers:

CLIENT NOTIFICATION/RESOLUTION

Person contacted: _____ Date/Time: _____

Project Manager SCURF Review: NWG Date: 9/3/20

Project Manager SRF Review: NWG Date: 9/3/20

Pace Analytical®	Document Name: Sample Condition Upon Receipt(SCUR)	Document Revised: February 7, 2018 Page 1 of 2
	Document No.: F-CAR-CS-033-Rev.06	Issuing Authority: Pace Carolinas Quality Office

***Check mark top half of box if pH and/or dechlorination is verified and within the acceptance range for preservation samples.**

Exceptions: VOA, Coliform, TOC, Oil and Grease, DRO/8015 (water) DOC, LLHg

****Bottom half of box is to list number of bottle**

Project # WO#: 92493708

PM: NMG Due Date: 09/03/20

CLIENT: 92-AECOM CHA

Item#	BP4U-125 mL Plastic Unpreserved (N/A) (Cl-)	BP3U-250 mL Plastic Unpreserved (N/A)	BP2U-500 mL Plastic Unpreserved (N/A)	BP1U-1 liter Plastic Unpreserved (N/A)	BP4S-125 mL Plastic H2SO4 (pH < 2) (Cl-)	BP3N-250 mL plastic HNO3 (pH < 2)	BP4Z-125 mL Plastic ZN Acetate & NaOH (>9)	BP4C-125 mL Plastic NaOH (pH > 12) (Cl-)	WGFU-Wide-mouthed Glass jar Unpreserved	AG1U-1 liter Amber Unpreserved (N/A) (Cl-)	AG1H-1 liter Amber HCl (pH < 2)	AG3U-250 mL Amber Unpreserved (N/A) (Cl-	AG1S-1 liter Amber H2SO4 (pH < 2)	AG3S-250 mL Amber H2SO4 (pH < 2)	AG3A(DG3A)-250 mL Amber NH4Cl (N/A)(Cl-)	DG9H-40 mL VOA HCl (N/A)	VG9T-40 mL VOA Na2S2O3 (N/A)	VG9U-40 mL VOA Unp (N/A)	DG9P-40 mL VOA H3PO4 (N/A)	VOAK (6 vials per kit)-5035 kit (N/A)	V/GK (3 vials per kit)-VPH/Gas kit (N/A)	SP5T-125 mL Sterile Plastic (N/A – lab)	SP2T-250 mL Sterile Plastic (N/A – lab)		BP3A-250 mL Plastic (NH2)2SO4 (9.3-9.7)	AG0U-100 mL Amber Unpreserved vials (N/A)	VSGU-20 mL Scintillation vials (N/A)	DG9U-40 mL Amber Unpreserved vials (N/A)
1						1										7	3												
2						1										7	3												
3						1										7	3												
4						1										1	3												
5																													
6						1										7	3												
7																													
8						1										7	3												
9																2													
10																													
11																													
12																													

pH Adjustment Log for Preserved Samples

Sample ID	Type of Preservative	pH upon receipt	Date preservation adjusted	Time preservation adjusted	Amount of Preservative added	Lot #

Note: Whenever there is a discrepancy affecting North Carolina compliance samples, a copy of this form will be sent to the North Carolina DEHNR Certification Office (I.e. Out of hold, Incorrect preservative, out of temp, incorrect containers.

Pace Analytical
WWW.PACELABS.COM

CHAIN-OF-CUSTODY / Analytical Request Document

The Chain-of-Custody is a LEGAL DOCUMENT. All relevant fields must be completed accurately.

Page : 1 Of 1

Section A — Required Client Information:

Company: AECOM, Charlotte
Address: 6000 Fairview Road
Suite 200, Charlotte, NC 28210
Email: andrew.wreschnig@aecom.com
Phone: (980)221-7831 Fax
Requested Due Date: 24 hr

Section B — Required Project Information:

Report To: Wreschnig, Andrew
Copy To:
Purchase Order #:
Project Name: Colonial Pipeline
Project #:

Section C — Invoice Information:

Attention:
Company Name:
Address:
Pace Quote:
Pace Project Manager: nicole.gasiorowski@pacelabs.com,
Pace Profile #: 12518

Regulatory Agency:
State / Location: NC

ITEM #	SAMPLE ID (One Character per box. (A-Z, 0-9 / , -) Sample Ids must be unique)	MATRIX CODE (see valid codes to left)	SAMPLE TYPE (G=GRAB C=COMP)	COLLECTED START DATE	COLLECTED START TIME	COLLECTED END DATE	COLLECTED END TIME	SAMPLE TEMP AT COLLECTION	# OF CONTAINERS	Preservatives: Unpreserved	H2SO4	HNO3	HCl	NaOH	Na2S2O3	Methanol	Other	Analyses Test Y/N	6200	VPH	6010 Lead	504.1 EDB	Trip BLANK	Residual Chlorine (Y/N)	2483702
1	MW-4	WT	G	9/2/20	1420				11			X	X		X			X	X	X	X				001
2	MW-5				1210																				002
3	MW-6				1345																				003
4	MW-7				1125																				004
5	~~MW-8~~ ETR																								Did not Sample
6	MW-9				1245																				005
7	~~MW-11~~ ETR																								Did not Sample
8	MW-12				154																				006
9	Trip Blank	WT	-	-	-				2				X						X						007
10																									
11																									
12																									

ADDITIONAL COMMENTS	RELINQUISHED BY / AFFILIATION	DATE	TIME	ACCEPTED BY / AFFILIATION	DATE	TIME	SAMPLE CONDITIONS
MW-8 and MW-11 Did not Sample	[signature] /AECOM	9/2/2020	1730	MD Pace #VL	9/4/20	17:30	Y / Y / N / Y

SAMPLER NAME AND SIGNATURE

PRINT Name of SAMPLER: Erik Rikel

SIGNATURE of SAMPLER: [signature]

DATE Signed: 9/2/2020

TEMP in C	Received on Ice (Y/N)	Custody Sealed Cooler (Y/N)	Samples Intact (Y/N)

Pace Analytical Services, LLC
9800 Kincey Ave. Suite 100
Huntersville, NC 28078
(704)875-9092

September 08, 2020

Andrew Wreschnig
AECOM
6000 Fairview Road
Suite 200
Charlotte, NC 28210

RE: Project: Colonial Pipeline (9/3 GW)-Revised Report
Pace Project No.: 92493864

Dear Andrew Wreschnig:

Enclosed are the analytical results for sample(s) received by the laboratory on September 03, 2020. The results relate only to the samples included in this report. Results reported herein conform to the applicable TNI/NELAC Standards and the laboratory's Quality Manual, where applicable, unless otherwise noted in the body of the report.

The test results provided in this final report were generated by each of the following laboratories within the Pace Network:

- Pace National - Mt. Juliet
- Pace Analytical Services - Asheville
- Pace Analytical Services - Charlotte

If you have any questions concerning this report, please feel free to contact me.

Sincerely,

Nicole Gasiorowski
nicole.gasiorowski@pacelabs.com
(704)875-9092
Project Manager

Enclosures

cc: Jeff Morrison, Colonial Pipeline Company

This report shall not be reproduced, except in full,
without the written consent of Pace Analytical Services, LLC.

Pace Analytical Services, LLC
9800 Kincey Ave. Suite 100
Huntersville, NC 28078
(704)875-9092

CERTIFICATIONS

Project: Colonial Pipeline (9/3 GW)-Revised Report
Pace Project No.: 92493864

Pace Analytical Services National

12065 Lebanon Road, Mt. Juliet, TN 37122
Alabama Certification #: 40660
Alaska Certification 17-026
Arizona Certification #: AZ0612
Arkansas Certification #: 88-0469
California Certification #: 2932
Canada Certification #: 1461.01
Colorado Certification #: TN00003
Connecticut Certification #: PH-0197
DOD Certification: #1461.01
EPA# TN00003
Florida Certification #: E87487
Georgia DW Certification #: 923
Georgia Certification: NELAP
Idaho Certification #: TN00003
Illinois Certification #: 200008
Indiana Certification #: C-TN-01
Iowa Certification #: 364
Kansas Certification #: E-10277
Kentucky UST Certification #: 16
Kentucky Certification #: 90010
Louisiana Certification #: AI30792
Louisiana DW Certification #: LA180010
Maine Certification #: TN0002
Maryland Certification #: 324
Massachusetts Certification #: M-TN003
Michigan Certification #: 9958
Minnesota Certification #: 047-999-395
Mississippi Certification #: TN00003
Missouri Certification #: 340
Montana Certification #: CERT0086
Nebraska Certification #: NE-OS-15-05
Nevada Certification #: TN-03-2002-34
New Hampshire Certification #: 2975
New Jersey Certification #: TN002
New Mexico DW Certification
New York Certification #: 11742
North Carolina Aquatic Toxicity Certification #: 41
North Carolina Drinking Water Certification #: 21704
North Carolina Environmental Certificate #: 375
North Dakota Certification #: R-140
Ohio VAP Certification #: CL0069
Oklahoma Certification #: 9915
Oregon Certification #: TN200002
Pennsylvania Certification #: 68-02979
Rhode Island Certification #: LAO00356
South Carolina Certification #: 84004
South Dakota Certification
Tennessee DW/Chem/Micro Certification #: 2006
Texas Certification #: T 104704245-17-14
Texas Mold Certification #: LAB0152
USDA Soil Permit #: P330-15-00234
Utah Certification #: TN00003
Virginia Certification #: VT2006
Vermont Dept. of Health: ID# VT-2006
Virginia Certification #: 460132
Washington Certification #: C847
West Virginia Certification #: 233
Wisconsin Certification #: 9980939910
Wyoming UST Certification #: via A2LA 2926.01
A2LA-ISO 17025 Certification #: 1461.01
A2LA-ISO 17025 Certification #: 1461.02
AIHA-LAP/LLC EMLAP Certification #:100789

Pace Analytical Services Charlotte

9800 Kincey Ave. Ste 100, Huntersville, NC 28078
Louisiana/NELAP Certification # LA170028
North Carolina Drinking Water Certification #: 37706
North Carolina Field Services Certification #: 5342
North Carolina Wastewater Certification #: 12
South Carolina Certification #: 99006001
Florida/NELAP Certification #: E87627
Kentucky UST Certification #: 84
Virginia/VELAP Certification #: 460221

Pace Analytical Services Asheville

2225 Riverside Drive, Asheville, NC 28804
Florida/NELAP Certification #: E87648
Massachusetts Certification #: M-NC030
North Carolina Drinking Water Certification #: 37712
North Carolina Wastewater Certification #: 40
South Carolina Certification #: 99030001
Virginia/VELAP Certification #: 460222

REPORT OF LABORATORY ANALYSIS

This report shall not be reproduced, except in full,
without the written consent of Pace Analytical Services, LLC.

Pace Analytical Services, LLC
9800 Kincey Ave. Suite 100
Huntersville, NC 28078
(704)875-9092

SAMPLE ANALYTE COUNT

Project: Colonial Pipeline (9/3 GW)-Revised Report
Pace Project No.: 92493864

Lab ID	Sample ID	Method	Analysts	Analytes Reported	Laboratory
92493864002	**MW-11**	EPA 504.1	JMS1	2	PASI-C
		MADEP VPH	ADM	6	PAN
		EPA 6010D	SH1	1	PASI-A
		SM 6200B	SAS	62	PASI-C
92493864003	**Trip Blank**	SM 6200B	SAS	62	PASI-C

PAN = Pace National - Mt. Juliet
PASI-A = Pace Analytical Services - Asheville
PASI-C = Pace Analytical Services - Charlotte

REPORT OF LABORATORY ANALYSIS

This report shall not be reproduced, except in full,
without the written consent of Pace Analytical Services, LLC.

Pace Analytical Services, LLC
9800 Kincey Ave. Suite 100
Huntersville, NC 28078
(704)875-9092

ANALYTICAL RESULTS

Project: Colonial Pipeline (9/3 GW)-Revised Report
Pace Project No.: 92493864

Sample: MW-11 **Lab ID: 92493864002** Collected: 09/03/20 11:40 Received: 09/03/20 13:51 Matrix: Water

Parameters	Results	Units	Report Limit	DF	Prepared	Analyzed	CAS No.	Qual
504 GCS EDB and DBCP	Analytical Method: EPA 504.1 Preparation Method: EPA 504.1 Pace Analytical Services - Charlotte							
1,2-Dibromoethane (EDB)	ND	ug/L	0.019	1	09/03/20 16:10	09/03/20 20:57	106-93-4	
Surrogates								
1-Chloro-2-bromopropane (S)	98	%	70-130	1	09/03/20 16:10	09/03/20 20:57	301-79-56	
MADEPV	Analytical Method: MADEP VPH Preparation Method: MADEPV Pace National - Mt. Juliet							
Aliphatic (C05-C08)	ND	ug/L	100	1	09/04/20 21:51	09/04/20 21:51		
Aliphatic (C09-C12)	ND	ug/L	100	1	09/04/20 21:51	09/04/20 21:51		
Aromatic (C09-C10),Unadjusted	ND	ug/L	100	1	09/04/20 21:51	09/04/20 21:51	TPHC9C10A	
Total VPH	ND	ug/L	100	1	09/04/20 21:51	09/04/20 21:51	VPH	
Surrogates								
2,5-Dibromotoluene (FID)	90.3	%	70.0-130	1	09/04/20 21:51	09/04/20 21:51	615-59-8FID	
2,5-Dibromotoluene (PID)	101	%	70.0-130	1	09/04/20 21:51	09/04/20 21:51	615-59-8PID	
6010 MET ICP	Analytical Method: EPA 6010D Preparation Method: EPA 3010A Pace Analytical Services - Asheville							
Lead	ND	ug/L	5.0	1	09/04/20 01:43	09/04/20 10:19	7439-92-1	
6200B MSV	Analytical Method: SM 6200B Pace Analytical Services - Charlotte							
Benzene	ND	ug/L	0.50	1		09/04/20 09:40	71-43-2	
Bromobenzene	ND	ug/L	0.50	1		09/04/20 09:40	108-86-1	
Bromochloromethane	ND	ug/L	0.50	1		09/04/20 09:40	74-97-5	
Bromodichloromethane	**2.1**	ug/L	0.50	1		09/04/20 09:40	75-27-4	
Bromoform	ND	ug/L	0.50	1		09/04/20 09:40	75-25-2	
Bromomethane	ND	ug/L	5.0	1		09/04/20 09:40	74-83-9	
n-Butylbenzene	ND	ug/L	0.50	1		09/04/20 09:40	104-51-8	
sec-Butylbenzene	ND	ug/L	0.50	1		09/04/20 09:40	135-98-8	
tert-Butylbenzene	ND	ug/L	0.50	1		09/04/20 09:40	98-06-6	
Carbon tetrachloride	ND	ug/L	0.50	1		09/04/20 09:40	56-23-5	
Chlorobenzene	ND	ug/L	0.50	1		09/04/20 09:40	108-90-7	
Chloroethane	ND	ug/L	1.0	1		09/04/20 09:40	75-00-3	
Chloroform	**18.3**	ug/L	0.50	1		09/04/20 09:40	67-66-3	
Chloromethane	ND	ug/L	1.0	1		09/04/20 09:40	74-87-3	
2-Chlorotoluene	ND	ug/L	0.50	1		09/04/20 09:40	95-49-8	
4-Chlorotoluene	ND	ug/L	0.50	1		09/04/20 09:40	106-43-4	
1,2-Dibromo-3-chloropropane	ND	ug/L	1.0	1		09/04/20 09:40	96-12-8	
Dibromochloromethane	**3.7**	ug/L	0.50	1		09/04/20 09:40	124-48-1	
Dibromomethane	ND	ug/L	0.50	1		09/04/20 09:40	74-95-3	
1,2-Dichlorobenzene	ND	ug/L	0.50	1		09/04/20 09:40	95-50-1	
1,3-Dichlorobenzene	ND	ug/L	0.50	1		09/04/20 09:40	541-73-1	
1,4-Dichlorobenzene	ND	ug/L	0.50	1		09/04/20 09:40	106-46-7	
Dichlorodifluoromethane	ND	ug/L	0.50	1		09/04/20 09:40	75-71-8	
1,1-Dichloroethane	ND	ug/L	0.50	1		09/04/20 09:40	75-34-3	
1,2-Dichloroethane	ND	ug/L	0.50	1		09/04/20 09:40	107-06-2	
1,1-Dichloroethene	ND	ug/L	0.50	1		09/04/20 09:40	75-35-4	

REPORT OF LABORATORY ANALYSIS

This report shall not be reproduced, except in full,
without the written consent of Pace Analytical Services, LLC.

Pace Analytical Services, LLC
9800 Kincey Ave. Suite 100
Huntersville, NC 28078
(704)875-9092

ANALYTICAL RESULTS

Project: Colonial Pipeline (9/3 GW)-Revised Report
Pace Project No.: 92493864

Sample: MW-11 **Lab ID: 92493864002** Collected: 09/03/20 11:40 Received: 09/03/20 13:51 Matrix: Water

Parameters	Results	Units	Report Limit	DF	Prepared	Analyzed	CAS No.	Qual
6200B MSV	Analytical Method: SM 6200B Pace Analytical Services - Charlotte							
cis-1,2-Dichloroethene	ND	ug/L	0.50	1		09/04/20 09:40	156-59-2	
trans-1,2-Dichloroethene	ND	ug/L	0.50	1		09/04/20 09:40	156-60-5	
1,2-Dichloropropane	ND	ug/L	0.50	1		09/04/20 09:40	78-87-5	
1,3-Dichloropropane	ND	ug/L	0.50	1		09/04/20 09:40	142-28-9	
2,2-Dichloropropane	ND	ug/L	0.50	1		09/04/20 09:40	594-20-7	
1,1-Dichloropropene	ND	ug/L	0.50	1		09/04/20 09:40	563-58-6	
cis-1,3-Dichloropropene	ND	ug/L	0.50	1		09/04/20 09:40	10061-01-5	
trans-1,3-Dichloropropene	ND	ug/L	0.50	1		09/04/20 09:40	10061-02-6	
Diisopropyl ether	ND	ug/L	0.50	1		09/04/20 09:40	108-20-3	
Ethylbenzene	ND	ug/L	0.50	1		09/04/20 09:40	100-41-4	
Hexachloro-1,3-butadiene	ND	ug/L	2.0	1		09/04/20 09:40	87-68-3	
Isopropylbenzene (Cumene)	ND	ug/L	0.50	1		09/04/20 09:40	98-82-8	
Methylene Chloride	ND	ug/L	2.0	1		09/04/20 09:40	75-09-2	
Methyl-tert-butyl ether	ND	ug/L	0.50	1		09/04/20 09:40	1634-04-4	
Naphthalene	ND	ug/L	2.0	1		09/04/20 09:40	91-20-3	
n-Propylbenzene	ND	ug/L	0.50	1		09/04/20 09:40	103-65-1	
Styrene	ND	ug/L	0.50	1		09/04/20 09:40	100-42-5	
1,1,1,2-Tetrachloroethane	ND	ug/L	0.50	1		09/04/20 09:40	630-20-6	
1,1,2,2-Tetrachloroethane	ND	ug/L	0.50	1		09/04/20 09:40	79-34-5	
Tetrachloroethene	**4.1**	ug/L	0.50	1		09/04/20 09:40	127-18-4	
Toluene	**1.2**	ug/L	0.50	1		09/04/20 09:40	108-88-3	
1,2,3-Trichlorobenzene	ND	ug/L	2.0	1		09/04/20 09:40	87-61-6	
1,2,4-Trichlorobenzene	ND	ug/L	2.0	1		09/04/20 09:40	120-82-1	
1,1,1-Trichloroethane	ND	ug/L	0.50	1		09/04/20 09:40	71-55-6	
1,1,2-Trichloroethane	ND	ug/L	0.50	1		09/04/20 09:40	79-00-5	
Trichloroethene	ND	ug/L	0.50	1		09/04/20 09:40	79-01-6	
Trichlorofluoromethane	ND	ug/L	1.0	1		09/04/20 09:40	75-69-4	
1,2,3-Trichloropropane	ND	ug/L	0.50	1		09/04/20 09:40	96-18-4	
1,2,4-Trimethylbenzene	**1.0**	ug/L	0.50	1		09/04/20 09:40	95-63-6	
1,3,5-Trimethylbenzene	ND	ug/L	0.50	1		09/04/20 09:40	108-67-8	
Vinyl chloride	ND	ug/L	1.0	1		09/04/20 09:40	75-01-4	
m&p-Xylene	**1.8**	ug/L	1.0	1		09/04/20 09:40	179601-23-1	
o-Xylene	**0.75**	ug/L	0.50	1		09/04/20 09:40	95-47-6	
Surrogates								
1,2-Dichloroethane-d4 (S)	102	%	70-130	1		09/04/20 09:40	17060-07-0	
4-Bromofluorobenzene (S)	104	%	70-130	1		09/04/20 09:40	460-00-4	
Toluene-d8 (S)	103	%	70-130	1		09/04/20 09:40	2037-26-5	

REPORT OF LABORATORY ANALYSIS

This report shall not be reproduced, except in full,
without the written consent of Pace Analytical Services, LLC.

Pace Analytical Services, LLC
9800 Kincey Ave. Suite 100
Huntersville, NC 28078
(704)875-9092

ANALYTICAL RESULTS

Project: Colonial Pipeline (9/3 GW)-Revised Report
Pace Project No.: 92493864

Sample: Trip Blank **Lab ID: 92493864003** Collected: 09/03/20 00:00 Received: 09/03/20 13:51 Matrix: Water

Parameters	Results	Units	Report Limit	DF	Prepared	Analyzed	CAS No.	Qual
6200B MSV	Analytical Method: SM 6200B Pace Analytical Services - Charlotte							
Benzene	ND	ug/L	0.50	1		09/04/20 06:25	71-43-2	
Bromobenzene	ND	ug/L	0.50	1		09/04/20 06:25	108-86-1	
Bromochloromethane	ND	ug/L	0.50	1		09/04/20 06:25	74-97-5	
Bromodichloromethane	ND	ug/L	0.50	1		09/04/20 06:25	75-27-4	
Bromoform	ND	ug/L	0.50	1		09/04/20 06:25	75-25-2	
Bromomethane	ND	ug/L	5.0	1		09/04/20 06:25	74-83-9	
n-Butylbenzene	ND	ug/L	0.50	1		09/04/20 06:25	104-51-8	
sec-Butylbenzene	ND	ug/L	0.50	1		09/04/20 06:25	135-98-8	
tert-Butylbenzene	ND	ug/L	0.50	1		09/04/20 06:25	98-06-6	
Carbon tetrachloride	ND	ug/L	0.50	1		09/04/20 06:25	56-23-5	
Chlorobenzene	ND	ug/L	0.50	1		09/04/20 06:25	108-90-7	
Chloroethane	ND	ug/L	1.0	1		09/04/20 06:25	75-00-3	
Chloroform	ND	ug/L	0.50	1		09/04/20 06:25	67-66-3	
Chloromethane	ND	ug/L	1.0	1		09/04/20 06:25	74-87-3	
2-Chlorotoluene	ND	ug/L	0.50	1		09/04/20 06:25	95-49-8	
4-Chlorotoluene	ND	ug/L	0.50	1		09/04/20 06:25	106-43-4	
1,2-Dibromo-3-chloropropane	ND	ug/L	1.0	1		09/04/20 06:25	96-12-8	
Dibromochloromethane	ND	ug/L	0.50	1		09/04/20 06:25	124-48-1	
Dibromomethane	ND	ug/L	0.50	1		09/04/20 06:25	74-95-3	
1,2-Dichlorobenzene	ND	ug/L	0.50	1		09/04/20 06:25	95-50-1	
1,3-Dichlorobenzene	ND	ug/L	0.50	1		09/04/20 06:25	541-73-1	
1,4-Dichlorobenzene	ND	ug/L	0.50	1		09/04/20 06:25	106-46-7	
Dichlorodifluoromethane	ND	ug/L	0.50	1		09/04/20 06:25	75-71-8	
1,1-Dichloroethane	ND	ug/L	0.50	1		09/04/20 06:25	75-34-3	
1,2-Dichloroethane	ND	ug/L	0.50	1		09/04/20 06:25	107-06-2	
1,1-Dichloroethene	ND	ug/L	0.50	1		09/04/20 06:25	75-35-4	
cis-1,2-Dichloroethene	ND	ug/L	0.50	1		09/04/20 06:25	156-59-2	
trans-1,2-Dichloroethene	ND	ug/L	0.50	1		09/04/20 06:25	156-60-5	
1,2-Dichloropropane	ND	ug/L	0.50	1		09/04/20 06:25	78-87-5	
1,3-Dichloropropane	ND	ug/L	0.50	1		09/04/20 06:25	142-28-9	
2,2-Dichloropropane	ND	ug/L	0.50	1		09/04/20 06:25	594-20-7	
1,1-Dichloropropene	ND	ug/L	0.50	1		09/04/20 06:25	563-58-6	
cis-1,3-Dichloropropene	ND	ug/L	0.50	1		09/04/20 06:25	10061-01-5	
trans-1,3-Dichloropropene	ND	ug/L	0.50	1		09/04/20 06:25	10061-02-6	
Diisopropyl ether	ND	ug/L	0.50	1		09/04/20 06:25	108-20-3	
Ethylbenzene	ND	ug/L	0.50	1		09/04/20 06:25	100-41-4	
Hexachloro-1,3-butadiene	ND	ug/L	2.0	1		09/04/20 06:25	87-68-3	
Isopropylbenzene (Cumene)	ND	ug/L	0.50	1		09/04/20 06:25	98-82-8	
Methylene Chloride	ND	ug/L	2.0	1		09/04/20 06:25	75-09-2	
Methyl-tert-butyl ether	ND	ug/L	0.50	1		09/04/20 06:25	1634-04-4	
Naphthalene	ND	ug/L	2.0	1		09/04/20 06:25	91-20-3	
n-Propylbenzene	ND	ug/L	0.50	1		09/04/20 06:25	103-65-1	
Styrene	ND	ug/L	0.50	1		09/04/20 06:25	100-42-5	
1,1,1,2-Tetrachloroethane	ND	ug/L	0.50	1		09/04/20 06:25	630-20-6	
1,1,2,2-Tetrachloroethane	ND	ug/L	0.50	1		09/04/20 06:25	79-34-5	
Tetrachloroethene	ND	ug/L	0.50	1		09/04/20 06:25	127-18-4	

REPORT OF LABORATORY ANALYSIS

This report shall not be reproduced, except in full,
without the written consent of Pace Analytical Services, LLC.

Pace Analytical Services, LLC
9800 Kincey Ave. Suite 100
Huntersville, NC 28078
(704)875-9092

ANALYTICAL RESULTS

Project: Colonial Pipeline (9/3 GW)-Revised Report
Pace Project No.: 92493864

Sample: Trip Blank **Lab ID: 92493864003** Collected: 09/03/20 00:00 Received: 09/03/20 13:51 Matrix: Water

Parameters	Results	Units	Report Limit	DF	Prepared	Analyzed	CAS No.	Qual
6200B MSV	Analytical Method: SM 6200B Pace Analytical Services - Charlotte							
Toluene	ND	ug/L	0.50	1		09/04/20 06:25	108-88-3	
1,2,3-Trichlorobenzene	ND	ug/L	2.0	1		09/04/20 06:25	87-61-6	
1,2,4-Trichlorobenzene	ND	ug/L	2.0	1		09/04/20 06:25	120-82-1	
1,1,1-Trichloroethane	ND	ug/L	0.50	1		09/04/20 06:25	71-55-6	
1,1,2-Trichloroethane	ND	ug/L	0.50	1		09/04/20 06:25	79-00-5	
Trichloroethene	ND	ug/L	0.50	1		09/04/20 06:25	79-01-6	
Trichlorofluoromethane	ND	ug/L	1.0	1		09/04/20 06:25	75-69-4	
1,2,3-Trichloropropane	ND	ug/L	0.50	1		09/04/20 06:25	96-18-4	
1,2,4-Trimethylbenzene	ND	ug/L	0.50	1		09/04/20 06:25	95-63-6	
1,3,5-Trimethylbenzene	ND	ug/L	0.50	1		09/04/20 06:25	108-67-8	
Vinyl chloride	ND	ug/L	1.0	1		09/04/20 06:25	75-01-4	
m&p-Xylene	ND	ug/L	1.0	1		09/04/20 06:25	179601-23-1	
o-Xylene	ND	ug/L	0.50	1		09/04/20 06:25	95-47-6	
Surrogates								
1,2-Dichloroethane-d4 (S)	101	%	70-130	1		09/04/20 06:25	17060-07-0	
4-Bromofluorobenzene (S)	101	%	70-130	1		09/04/20 06:25	460-00-4	
Toluene-d8 (S)	102	%	70-130	1		09/04/20 06:25	2037-26-5	

REPORT OF LABORATORY ANALYSIS

This report shall not be reproduced, except in full,
without the written consent of Pace Analytical Services, LLC.

Pace Analytical Services, LLC
9800 Kincey Ave. Suite 100
Huntersville, NC 28078
(704)875-9092

QUALITY CONTROL DATA

Project: Colonial Pipeline (9/3 GW)-Revised Report
Pace Project No.: 92493864

QC Batch: 1538267
QC Batch Method: MADEPV
Analysis Method: MADEP VPH
Analysis Description: MADEPV
Laboratory: Pace National - Mt. Juliet

Associated Lab Samples: 92493864002

METHOD BLANK: R3567577-2 Matrix: Water
Associated Lab Samples: 92493864002

Parameter	Units	Blank Result	Reporting Limit	Analyzed	Qualifiers
Aliphatic (C05-C08)	ug/L	ND	100	09/04/20 13:04	
Aliphatic (C09-C12)	ug/L	ND	100	09/04/20 13:04	
Aromatic (C09-C10),Unadjusted	ug/L	ND	100	09/04/20 13:04	
Total VPH	ug/L	ND	100	09/04/20 13:04	
2,5-Dibromotoluene (FID)	%	84	70.0-130	09/04/20 13:04	
2,5-Dibromotoluene (PID)	%	93.9	70.0-130	09/04/20 13:04	

LABORATORY CONTROL SAMPLE & LCSD: R3567577-1 R3567577-3

Parameter	Units	Spike Conc.	LCS Result	LCSD Result	LCS % Rec	LCSD % Rec	% Rec Limits	RPD	Max RPD	Qualifiers
Aliphatic (C05-C08)	ug/L	1200	1310	1220	109	102	70.0-130	7.11	25	
Aliphatic (C09-C12)	ug/L	1400	1290	1320	92.1	94.3	70.0-130	2.30	25	
Aromatic (C09-C10),Unadjusted	ug/L	200	258	240	129	120	70.0-130	7.23	25	
Total VPH	ug/L	2800	2860	2780	102	99.3	70.0-130	2.84	25	
2,5-Dibromotoluene (FID)	%				95.9	94.2	70.0-130			
2,5-Dibromotoluene (PID)	%				106	110	70.0-130			

Results presented on this page are in the units indicated by the "Units" column except where an alternate unit is presented to the right of the result.

REPORT OF LABORATORY ANALYSIS

This report shall not be reproduced, except in full,
without the written consent of Pace Analytical Services, LLC.

Pace Analytical Services, LLC
9800 Kincey Ave. Suite 100
Huntersville, NC 28078
(704)875-9092

QUALITY CONTROL DATA

Project: Colonial Pipeline (9/3 GW)-Revised Report
Pace Project No.: 92493864

QC Batch: 564487
QC Batch Method: EPA 3010A
Analysis Method: EPA 6010D
Analysis Description: 6010 MET
Laboratory: Pace Analytical Services - Asheville
Associated Lab Samples: 92493864002

METHOD BLANK: 2992317 Matrix: Water
Associated Lab Samples: 92493864002

Parameter	Units	Blank Result	Reporting Limit	Analyzed	Qualifiers
Lead	ug/L	ND	5.0	09/04/20 08:54	

LABORATORY CONTROL SAMPLE: 2992318

Parameter	Units	Spike Conc.	LCS Result	LCS % Rec	% Rec Limits	Qualifiers
Lead	ug/L	500	508	102	80-120	

MATRIX SPIKE & MATRIX SPIKE DUPLICATE: 2992319 2992320

Parameter	Units	92493878001 Result	MS Spike Conc.	MSD Spike Conc.	MS Result	MSD Result	MS % Rec	MSD % Rec	% Rec Limits	RPD	Qual
Lead	ug/L	11.6	500	500	528	542	103	106	75-125	3	

Results presented on this page are in the units indicated by the "Units" column except where an alternate unit is presented to the right of the result.

REPORT OF LABORATORY ANALYSIS

This report shall not be reproduced, except in full,
without the written consent of Pace Analytical Services, LLC.

Pace Analytical Services, LLC
9800 Kincey Ave. Suite 100
Huntersville, NC 28078
(704)875-9092

QUALITY CONTROL DATA

Project: Colonial Pipeline (9/3 GW)-Revised Report
Pace Project No.: 92493864

QC Batch: 564438
QC Batch Method: SM 6200B
Analysis Method: SM 6200B
Analysis Description: 6200B MSV
Laboratory: Pace Analytical Services - Charlotte
Associated Lab Samples: 92493864002, 92493864003

METHOD BLANK: 2992122 Matrix: Water
Associated Lab Samples: 92493864002, 92493864003

Parameter	Units	Blank Result	Reporting Limit	Analyzed	Qualifiers
1,1,1,2-Tetrachloroethane	ug/L	ND	0.50	09/04/20 01:23	
1,1,1-Trichloroethane	ug/L	ND	0.50	09/04/20 01:23	
1,1,2,2-Tetrachloroethane	ug/L	ND	0.50	09/04/20 01:23	
1,1,2-Trichloroethane	ug/L	ND	0.50	09/04/20 01:23	
1,1-Dichloroethane	ug/L	ND	0.50	09/04/20 01:23	
1,1-Dichloroethene	ug/L	ND	0.50	09/04/20 01:23	
1,1-Dichloropropene	ug/L	ND	0.50	09/04/20 01:23	
1,2,3-Trichlorobenzene	ug/L	ND	2.0	09/04/20 01:23	
1,2,3-Trichloropropane	ug/L	ND	0.50	09/04/20 01:23	
1,2,4-Trichlorobenzene	ug/L	ND	2.0	09/04/20 01:23	
1,2,4-Trimethylbenzene	ug/L	ND	0.50	09/04/20 01:23	
1,2-Dibromo-3-chloropropane	ug/L	ND	1.0	09/04/20 01:23	
1,2-Dichlorobenzene	ug/L	ND	0.50	09/04/20 01:23	
1,2-Dichloroethane	ug/L	ND	0.50	09/04/20 01:23	
1,2-Dichloropropane	ug/L	ND	0.50	09/04/20 01:23	
1,3,5-Trimethylbenzene	ug/L	ND	0.50	09/04/20 01:23	
1,3-Dichlorobenzene	ug/L	ND	0.50	09/04/20 01:23	
1,3-Dichloropropane	ug/L	ND	0.50	09/04/20 01:23	
1,4-Dichlorobenzene	ug/L	ND	0.50	09/04/20 01:23	
2,2-Dichloropropane	ug/L	ND	0.50	09/04/20 01:23	
2-Chlorotoluene	ug/L	ND	0.50	09/04/20 01:23	
4-Chlorotoluene	ug/L	ND	0.50	09/04/20 01:23	
Benzene	ug/L	ND	0.50	09/04/20 01:23	
Bromobenzene	ug/L	ND	0.50	09/04/20 01:23	
Bromochloromethane	ug/L	ND	0.50	09/04/20 01:23	
Bromodichloromethane	ug/L	ND	0.50	09/04/20 01:23	
Bromoform	ug/L	ND	0.50	09/04/20 01:23	
Bromomethane	ug/L	ND	5.0	09/04/20 01:23	
Carbon tetrachloride	ug/L	ND	0.50	09/04/20 01:23	
Chlorobenzene	ug/L	ND	0.50	09/04/20 01:23	
Chloroethane	ug/L	ND	1.0	09/04/20 01:23	
Chloroform	ug/L	ND	0.50	09/04/20 01:23	
Chloromethane	ug/L	ND	1.0	09/04/20 01:23	
cis-1,2-Dichloroethene	ug/L	ND	0.50	09/04/20 01:23	
cis-1,3-Dichloropropene	ug/L	ND	0.50	09/04/20 01:23	
Dibromochloromethane	ug/L	ND	0.50	09/04/20 01:23	
Dibromomethane	ug/L	ND	0.50	09/04/20 01:23	
Dichlorodifluoromethane	ug/L	ND	0.50	09/04/20 01:23	
Diisopropyl ether	ug/L	ND	0.50	09/04/20 01:23	
Ethylbenzene	ug/L	ND	0.50	09/04/20 01:23	

Results presented on this page are in the units indicated by the "Units" column except where an alternate unit is presented to the right of the result.

REPORT OF LABORATORY ANALYSIS

This report shall not be reproduced, except in full,
without the written consent of Pace Analytical Services, LLC.

Pace Analytical Services, LLC
9800 Kincey Ave. Suite 100
Huntersville, NC 28078
(704)875-9092

QUALITY CONTROL DATA

Project: Colonial Pipeline (9/3 GW)-Revised Report
Pace Project No.: 92493864

METHOD BLANK: 2992122 Matrix: Water
Associated Lab Samples: 92493864002, 92493864003

Parameter	Units	Blank Result	Reporting Limit	Analyzed	Qualifiers
Hexachloro-1,3-butadiene	ug/L	ND	2.0	09/04/20 01:23	
Isopropylbenzene (Cumene)	ug/L	ND	0.50	09/04/20 01:23	
m&p-Xylene	ug/L	ND	1.0	09/04/20 01:23	
Methyl-tert-butyl ether	ug/L	ND	0.50	09/04/20 01:23	
Methylene Chloride	ug/L	ND	2.0	09/04/20 01:23	
n-Butylbenzene	ug/L	ND	0.50	09/04/20 01:23	
n-Propylbenzene	ug/L	ND	0.50	09/04/20 01:23	
Naphthalene	ug/L	ND	2.0	09/04/20 01:23	
o-Xylene	ug/L	ND	0.50	09/04/20 01:23	
sec-Butylbenzene	ug/L	ND	0.50	09/04/20 01:23	
Styrene	ug/L	ND	0.50	09/04/20 01:23	
tert-Butylbenzene	ug/L	ND	0.50	09/04/20 01:23	
Tetrachloroethene	ug/L	ND	0.50	09/04/20 01:23	
Toluene	ug/L	ND	0.50	09/04/20 01:23	
trans-1,2-Dichloroethene	ug/L	ND	0.50	09/04/20 01:23	
trans-1,3-Dichloropropene	ug/L	ND	0.50	09/04/20 01:23	
Trichloroethene	ug/L	ND	0.50	09/04/20 01:23	
Trichlorofluoromethane	ug/L	ND	1.0	09/04/20 01:23	
Vinyl chloride	ug/L	ND	1.0	09/04/20 01:23	
1,2-Dichloroethane-d4 (S)	%	105	70-130	09/04/20 01:23	
4-Bromofluorobenzene (S)	%	100	70-130	09/04/20 01:23	
Toluene-d8 (S)	%	103	70-130	09/04/20 01:23	

LABORATORY CONTROL SAMPLE: 2992123

Parameter	Units	Spike Conc.	LCS Result	LCS % Rec	% Rec Limits	Qualifiers
1,1,1,2-Tetrachloroethane	ug/L	50	57.1	114	60-140	
1,1,1-Trichloroethane	ug/L	50	54.9	110	60-140	
1,1,2,2-Tetrachloroethane	ug/L	50	51.6	103	60-140	
1,1,2-Trichloroethane	ug/L	50	53.8	108	60-140	
1,1-Dichloroethane	ug/L	50	48.9	98	60-140	
1,1-Dichloroethene	ug/L	50	49.2	98	60-140	
1,1-Dichloropropene	ug/L	50	51.7	103	60-140	
1,2,3-Trichlorobenzene	ug/L	50	54.2	108	60-140	
1,2,3-Trichloropropane	ug/L	50	53.9	108	60-140	
1,2,4-Trichlorobenzene	ug/L	50	55.2	110	60-140	
1,2,4-Trimethylbenzene	ug/L	50	50.9	102	60-140	
1,2-Dibromo-3-chloropropane	ug/L	50	50.7	101	60-140	
1,2-Dichlorobenzene	ug/L	50	51.1	102	60-140	
1,2-Dichloroethane	ug/L	50	45.0	90	60-140	
1,2-Dichloropropane	ug/L	50	52.0	104	60-140	
1,3,5-Trimethylbenzene	ug/L	50	51.3	103	60-140	
1,3-Dichlorobenzene	ug/L	50	51.9	104	60-140	
1,3-Dichloropropane	ug/L	50	53.6	107	60-140	

Results presented on this page are in the units indicated by the "Units" column except where an alternate unit is presented to the right of the result.

REPORT OF LABORATORY ANALYSIS

This report shall not be reproduced, except in full,
without the written consent of Pace Analytical Services, LLC.

Pace Analytical Services, LLC
9800 Kincey Ave. Suite 100
Huntersville, NC 28078
(704)875-9092

QUALITY CONTROL DATA

Project: Colonial Pipeline (9/3 GW)-Revised Report
Pace Project No.: 92493864

LABORATORY CONTROL SAMPLE: 2992123

Parameter	Units	Spike Conc.	LCS Result	LCS % Rec	% Rec Limits	Qualifiers
1,4-Dichlorobenzene	ug/L	50	50.5	101	60-140	
2,2-Dichloropropane	ug/L	50	50.2	100	60-140	
2-Chlorotoluene	ug/L	50	51.7	103	60-140	
4-Chlorotoluene	ug/L	50	48.7	97	60-140	
Benzene	ug/L	50	49.6	99	60-140	
Bromobenzene	ug/L	50	51.6	103	60-140	
Bromochloromethane	ug/L	50	51.2	102	60-140	
Bromodichloromethane	ug/L	50	49.4	99	60-140	
Bromoform	ug/L	50	45.5	91	60-140	
Bromomethane	ug/L	50	61.7	123	60-140	
Carbon tetrachloride	ug/L	50	56.1	112	60-140	
Chlorobenzene	ug/L	50	49.9	100	60-140	
Chloroethane	ug/L	50	44.1	88	60-140	
Chloroform	ug/L	50	47.6	95	60-140	
Chloromethane	ug/L	50	42.0	84	60-140	
cis-1,2-Dichloroethene	ug/L	50	47.9	96	60-140	
cis-1,3-Dichloropropene	ug/L	50	57.7	115	60-140	
Dibromochloromethane	ug/L	50	48.8	98	60-140	
Dibromomethane	ug/L	50	53.1	106	60-140	
Dichlorodifluoromethane	ug/L	50	41.5	83	60-140	
Diisopropyl ether	ug/L	50	48.4	97	60-140	
Ethylbenzene	ug/L	50	48.3	97	60-140	
Hexachloro-1,3-butadiene	ug/L	50	54.4	109	60-140	
Isopropylbenzene (Cumene)	ug/L	50	50.0	100	60-140	
m&p-Xylene	ug/L	100	98.5	99	60-140	
Methyl-tert-butyl ether	ug/L	50	51.4	103	60-140	
Methylene Chloride	ug/L	50	48.8	98	60-140	
n-Butylbenzene	ug/L	50	51.4	103	60-140	
n-Propylbenzene	ug/L	50	49.7	99	60-140	
Naphthalene	ug/L	50	54.1	108	60-140	
o-Xylene	ug/L	50	48.9	98	60-140	
sec-Butylbenzene	ug/L	50	50.3	101	60-140	
Styrene	ug/L	50	51.2	102	60-140	
tert-Butylbenzene	ug/L	50	44.4	89	60-140	
Tetrachloroethene	ug/L	50	49.7	99	60-140	
Toluene	ug/L	50	48.0	96	60-140	
trans-1,2-Dichloroethene	ug/L	50	50.4	101	60-140	
trans-1,3-Dichloropropene	ug/L	50	55.9	112	60-140	
Trichloroethene	ug/L	50	54.8	110	60-140	
Trichlorofluoromethane	ug/L	50	44.3	89	60-140	
Vinyl chloride	ug/L	50	44.1	88	60-140	
1,2-Dichloroethane-d4 (S)	%			97	70-130	
4-Bromofluorobenzene (S)	%			100	70-130	
Toluene-d8 (S)	%			99	70-130	

Results presented on this page are in the units indicated by the "Units" column except where an alternate unit is presented to the right of the result.

REPORT OF LABORATORY ANALYSIS

This report shall not be reproduced, except in full,
without the written consent of Pace Analytical Services, LLC.

Pace Analytical Services, LLC
9800 Kincey Ave. Suite 100
Huntersville, NC 28078
(704)875-9092

QUALITY CONTROL DATA

Project: Colonial Pipeline (9/3 GW)-Revised Report
Pace Project No.: 92493864

MATRIX SPIKE & MATRIX SPIKE DUPLICATE: 2992124 2992125

Parameter	Units	92493140002 Result	MS Spike Conc.	MSD Spike Conc.	MS Result	MSD Result	MS % Rec	MSD % Rec	% Rec Limits	RPD	Qual
1,1,1,2-Tetrachloroethane	ug/L	ND	200	200	218	221	109	111	60-140	2	
1,1,1-Trichloroethane	ug/L	ND	200	200	260	246	130	123	60-140	6	
1,1,2,2-Tetrachloroethane	ug/L	ND	200	200	217	217	109	109	60-140	0	
1,1,2-Trichloroethane	ug/L	ND	200	200	226	222	113	111	60-140	2	
1,1-Dichloroethane	ug/L	ND	200	200	237	227	118	114	60-140	4	
1,1-Dichloroethene	ug/L	ND	200	200	244	238	122	119	60-140	2	
1,1-Dichloropropene	ug/L	ND	200	200	249	236	125	118	60-140	6	
1,2,3-Trichlorobenzene	ug/L	ND	200	200	210	230	105	115	60-140	9	
1,2,3-Trichloropropane	ug/L	ND	200	200	227	239	114	119	60-140	5	
1,2,4-Trichlorobenzene	ug/L	ND	200	200	228	234	114	117	60-140	3	
1,2,4-Trimethylbenzene	ug/L	807	200	200	1050	1060	121	125	60-140	1	
1,2-Dibromo-3-chloropropane	ug/L	ND	200	200	184	192	92	96	60-140	4	
1,2-Dichlorobenzene	ug/L	ND	200	200	216	223	108	111	60-140	3	
1,2-Dichloroethane	ug/L	ND	200	200	213	204	107	102	60-140	5	
1,2-Dichloropropane	ug/L	ND	200	200	236	226	118	113	60-140	4	
1,3,5-Trimethylbenzene	ug/L	ND	200	200	446	450	223	225	60-140	1	M1
1,3-Dichlorobenzene	ug/L	ND	200	200	225	228	112	114	60-140	1	
1,3-Dichloropropane	ug/L	ND	200	200	229	226	115	113	60-140	1	
1,4-Dichlorobenzene	ug/L	ND	200	200	231	227	115	113	60-140	2	
2,2-Dichloropropane	ug/L	ND	200	200	190	197	95	98	60-140	3	
2-Chlorotoluene	ug/L	ND	200	200	241	240	120	120	60-140	0	
4-Chlorotoluene	ug/L	ND	200	200	221	218	110	109	60-140	1	
Benzene	ug/L	465	200	200	709	703	122	119	60-140	1	
Bromobenzene	ug/L	ND	200	200	224	230	112	115	60-140	2	
Bromochloromethane	ug/L	ND	200	200	245	236	122	118	60-140	4	
Bromodichloromethane	ug/L	ND	200	200	207	205	104	103	60-140	1	
Bromoform	ug/L	ND	200	200	179	189	90	94	60-140	5	
Bromomethane	ug/L	ND	200	200	184	199	92	100	60-140	8	
Carbon tetrachloride	ug/L	ND	200	200	229	241	115	121	60-140	5	
Chlorobenzene	ug/L	ND	200	200	220	221	110	111	60-140	1	
Chloroethane	ug/L	ND	200	200	243	223	122	112	60-140	9	
Chloroform	ug/L	ND	200	200	226	216	113	108	60-140	4	
Chloromethane	ug/L	ND	200	200	197	180	99	90	60-140	9	
cis-1,2-Dichloroethene	ug/L	ND	200	200	231	219	116	109	60-140	6	
cis-1,3-Dichloropropene	ug/L	ND	200	200	231	229	116	115	60-140	1	
Dibromochloromethane	ug/L	ND	200	200	198	201	99	101	60-140	2	
Dibromomethane	ug/L	ND	200	200	226	225	113	113	60-140	0	
Dichlorodifluoromethane	ug/L	ND	200	200	202	200	101	100	60-140	1	
Diisopropyl ether	ug/L	5.4	200	200	225	219	110	107	60-140	3	
Ethylbenzene	ug/L	255	200	200	479	483	112	114	60-140	1	
Hexachloro-1,3-butadiene	ug/L	ND	200	200	204	217	102	108	60-140	6	
Isopropylbenzene (Cumene)	ug/L	29.5	200	200	252	254	111	112	60-140	1	
m&p-Xylene	ug/L	1160	400	400	1620	1620	115	113	60-140	0	
Methyl-tert-butyl ether	ug/L	ND	200	200	223	210	111	105	60-140	6	
Methylene Chloride	ug/L	ND	200	200	244	228	122	114	60-140	7	
n-Butylbenzene	ug/L	ND	200	200	253	295	127	148	60-140	15	M1

Results presented on this page are in the units indicated by the "Units" column except where an alternate unit is presented to the right of the result.

REPORT OF LABORATORY ANALYSIS

This report shall not be reproduced, except in full,
without the written consent of Pace Analytical Services, LLC.

Pace Analytical Services, LLC
9800 Kincey Ave. Suite 100
Huntersville, NC 28078
(704)875-9092

QUALITY CONTROL DATA

Project: Colonial Pipeline (9/3 GW)-Revised Report
Pace Project No.: 92493864

MATRIX SPIKE & MATRIX SPIKE DUPLICATE: 2992124 2992125

Parameter	Units	92493140002 Result	MS Spike Conc.	MSD Spike Conc.	MS Result	MSD Result	MS % Rec	MSD % Rec	% Rec Limits	RPD	Qual
n-Propylbenzene	ug/L	ND	200	200	290	292	145	146	60-140	1	M1
Naphthalene	ug/L	138	200	200	368	382	115	122	60-140	4	
o-Xylene	ug/L	560	200	200	775	778	108	109	60-140	0	
sec-Butylbenzene	ug/L	ND	200	200	240	236	120	118	60-140	2	
Styrene	ug/L	ND	200	200	232	230	116	115	60-140	1	
tert-Butylbenzene	ug/L	ND	200	200	203	202	101	101	60-140	0	
Tetrachloroethene	ug/L	ND	200	200	225	231	113	115	60-140	2	
Toluene	ug/L	1600	200	200	1820	1800	109	99	60-140	1	
trans-1,2-Dichloroethene	ug/L	ND	200	200	244	234	122	117	60-140	4	
trans-1,3-Dichloropropene	ug/L	ND	200	200	210	214	105	107	60-140	2	
Trichloroethene	ug/L	ND	200	200	255	245	128	123	60-140	4	
Trichlorofluoromethane	ug/L	ND	200	200	215	211	107	105	60-140	2	
Vinyl chloride	ug/L	ND	200	200	211	201	106	101	60-140	5	
1,2-Dichloroethane-d4 (S)	%						98	99	70-130		
4-Bromofluorobenzene (S)	%						99	99	70-130		
Toluene-d8 (S)	%						98	97	70-130		

Results presented on this page are in the units indicated by the "Units" column except where an alternate unit is presented to the right of the result.

REPORT OF LABORATORY ANALYSIS

This report shall not be reproduced, except in full,
without the written consent of Pace Analytical Services, LLC.

Pace Analytical Services, LLC
9800 Kincey Ave. Suite 100
Huntersville, NC 28078
(704)875-9092

QUALITY CONTROL DATA

Project: Colonial Pipeline (9/3 GW)-Revised Report
Pace Project No.: 92493864

QC Batch: 564217
QC Batch Method: EPA 504.1
Analysis Method: EPA 504.1
Analysis Description: GCS 504 EDB DBCP
Laboratory: Pace Analytical Services - Charlotte
Associated Lab Samples: 92493864002

METHOD BLANK: 2990822 Matrix: Water
Associated Lab Samples: 92493864002

Parameter	Units	Blank Result	Reporting Limit	Analyzed	Qualifiers
1,2-Dibromoethane (EDB)	ug/L	ND	0.021	09/03/20 12:08	
1-Chloro-2-bromopropane (S)	%	99	70-130	09/03/20 12:08	

LABORATORY CONTROL SAMPLE & LCSD: 2990823 2990824

Parameter	Units	Spike Conc.	LCS Result	LCSD Result	LCS % Rec	LCSD % Rec	% Rec Limits	RPD	Max RPD	Qualifiers
1,2-Dibromoethane (EDB)	ug/L	0.25	0.26	0.26	104	101	70-130	2	20	
1-Chloro-2-bromopropane (S)	%				100	99	70-130			

MATRIX SPIKE & MATRIX SPIKE DUPLICATE: 2990825 2990826

Parameter	Units	92493708001 Result	MS Spike Conc.	MSD Spike Conc.	MS Result	MSD Result	MS % Rec	MSD % Rec	% Rec Limits	RPD	Qual
1,2-Dibromoethane (EDB)	ug/L	ND	0.25	0.25	0.26	0.26	103	105	65-135	2	
1-Chloro-2-bromopropane (S)	%						98	100	70-130		

SAMPLE DUPLICATE: 2990827

Parameter	Units	92493708002 Result	Dup Result	RPD	Qualifiers
1,2-Dibromoethane (EDB)	ug/L	ND	ND		
1-Chloro-2-bromopropane (S)	%	99	97		

Results presented on this page are in the units indicated by the "Units" column except where an alternate unit is presented to the right of the result.

REPORT OF LABORATORY ANALYSIS

This report shall not be reproduced, except in full,
without the written consent of Pace Analytical Services, LLC.

Pace Analytical Services, LLC
9800 Kincey Ave. Suite 100
Huntersville, NC 28078
(704)875-9092

QUALIFIERS

Project: Colonial Pipeline (9/3 GW)-Revised Report
Pace Project No.: 92493864

DEFINITIONS

DF - Dilution Factor, if reported, represents the factor applied to the reported data due to dilution of the sample aliquot.

ND - Not Detected at or above adjusted reporting limit.

TNTC - Too Numerous To Count

J - Estimated concentration above the adjusted method detection limit and below the adjusted reporting limit.

MDL - Adjusted Method Detection Limit.

PQL - Practical Quantitation Limit.

RL - Reporting Limit - The lowest concentration value that meets project requirements for quantitative data with known precision and bias for a specific analyte in a specific matrix.

S - Surrogate

1,2-Diphenylhydrazine decomposes to and cannot be separated from Azobenzene using Method 8270. The result for each analyte is a combined concentration.

Consistent with EPA guidelines, unrounded data are displayed and have been used to calculate % recovery and RPD values.

LCS(D) - Laboratory Control Sample (Duplicate)

MS(D) - Matrix Spike (Duplicate)

DUP - Sample Duplicate

RPD - Relative Percent Difference

NC - Not Calculable.

SG - Silica Gel - Clean-Up

U - Indicates the compound was analyzed for, but not detected.

Acid preservation may not be appropriate for 2 Chloroethylvinyl ether.

A separate vial preserved to a pH of 4-5 is recommended in SW846 Chapter 4 for the analysis of Acrolein and Acrylonitrile by EPA Method 8260.

N-Nitrosodiphenylamine decomposes and cannot be separated from Diphenylamine using Method 8270. The result reported for each analyte is a combined concentration.

Pace Analytical is TNI accredited. Contact your Pace PM for the current list of accredited analytes.

TNI - The NELAC Institute.

ANALYTE QUALIFIERS

M1 Matrix spike recovery exceeded QC limits. Batch accepted based on laboratory control sample (LCS) recovery.

This report shall not be reproduced, except in full,
without the written consent of Pace Analytical Services, LLC.

Pace Analytical Services, LLC
9800 Kincey Ave. Suite 100
Huntersville, NC 28078
(704)875-9092

QUALITY CONTROL DATA CROSS REFERENCE TABLE

Project: Colonial Pipeline (9/3 GW)-Revised Report
Pace Project No.: 92493864

Lab ID	Sample ID	QC Batch Method	QC Batch	Analytical Method	Analytical Batch
92493864002	**MW-11**	EPA 504.1	564217	EPA 504.1	564303
92493864002	**MW-11**	MADEPV	1538267	MADEP VPH	1538267
92493864002	**MW-11**	EPA 3010A	564487	EPA 6010D	564500
92493864002	**MW-11**	SM 6200B	564438		
92493864003	**Trip Blank**	SM 6200B	564438		

This report shall not be reproduced, except in full,
without the written consent of Pace Analytical Services, LLC.

Pace Analytical	Document Name: Sample Condition Upon Receipt(SCUR)	Document Revised: February 7, 2018 Page 1 of 2
	Document No.: F-CAR-CS-033-Rev.06	Issuing Authority: Pace Carolinas Quality Office

Laboratory receiving samples:
Asheville ☐ Eden ☐ Greenwood ☐ Huntersville ☒ Raleigh ☐ Mechanicsville ☐

Sample Condition Upon Receipt

Client Name: AECOM

Project #: WO# : 92493864

92493864

Courier: ☐ Commercial ☐ Fed Ex ☐ Pace ☐ UPS ☐ USPS ☐ Other:____ ☒ Client

Custody Seal Present? ☐ Yes ☒ No **Seals Intact?** ☐ Yes ☒ No

Date/Initials Person Examining Contents:_____

Packing Material: ☐ Bubble Wrap ☒ Bubble Bags ☐ None ☐ Other

Biological Tissue Frozen? ☐ Yes ☐ No ☒ N/A

Thermometer: ☒ IR Gun ID: 92T061 **Type of Ice:** ☒ Wet ☐ Blue ☐ None

09/03/20

Cooler Temp (°C): 5.0 **Correction Factor:** Add/Subtract (°C) 0.0

Cooler Temp Corrected (°C): 5.0

Temp should be above freezing to 6°C
☐ Samples out of temp criteria. Samples on ice, cooling process has begun

USDA Regulated Soil (☒ N/A, water sample)
Did samples originate in a quarantine zone within the United States: CA, NY, or SC (check maps)? ☐ Yes ☐ No

Did samples originate from a foreign source (internationally, including Hawaii and Puerto Rico)? ☐ Yes ☐ No

				Comments/Discrepancy:
Chain of Custody Present?	☒ Yes	☐ No	☐ N/A	1.
Samples Arrived within Hold Time?	☒ Yes	☐ No	☐ N/A	2.
Short Hold Time Analysis (<72 hr.)?	☐ Yes	☒ No	☐ N/A	3.
Rush Turn Around Time Requested?	☐ Yes	☒ No	☐ N/A	4.
Sufficient Volume?	☒ Yes	☐ No	☐ N/A	5.
Correct Containers Used?	☒ Yes	☐ No	☐ N/A	6.
-Pace Containers Used?	☒ Yes	☐ No	☐ N/A	
Containers Intact?	☒ Yes	☐ No	☐ N/A	7.
Dissolved analysis: Samples Field Filtered?	☐ Yes	☒ No	☐ N/A	8.
Sample Labels Match COC?	☒ Yes	☐ No	☐ N/A	9.
-Includes Date/Time/ID/Analysis Matrix: WT				
Headspace in VOA Vials (>5-6mm)?	☐ Yes	☒ No	☐ N/A	10.
Trip Blank Present?	☒ Yes	☐ No	☐ N/A	11.
Trip Blank Custody Seals Present?	☒ Yes	☐ No	☐ N/A	

COMMENTS/SAMPLE DISCREPANCY

Field Data Required? ☐ Yes ☐ No

Lot ID of split containers:

CLIENT NOTIFICATION/RESOLUTION

Person contacted: _____ Date/Time: _____

Project Manager SCURF Review: NMG **Date:** 9/3/20

Project Manager SRF Review: [signature] **Date:** 9/3/20

***Check mark top half of box if pH and/or dechlorination is verified and within the acceptance range for preservation samples.**

Exceptions: VOA, Coliform, TOC, Oil and Grease, DRO/8015 (water) DOC, LLHg

****Bottom half of box is to list number of bottle**

Project # **WO#: 92493864**

PM: NMG **Due Date: 09/04/20**

CLIENT: 92-AECOM CHA

Item#	BP4U-125 mL Plastic Unpreserved (N/A) (Cl-)	BP3U-250 mL Plastic Unpreserved (N/A)	BP2U-500 mL Plastic Unpreserved (N/A)	BP1U-1 liter Plastic Unpreserved (N/A)	BP4S-125 mL Plastic H2SO4 (pH < 2) (Cl-)	BP3N-250 mL plastic HNO3 (pH < 2)	BP4Z-125 mL Plastic ZN Acetate & NaOH (>9)	BP4C-125 mL Plastic NaOH (pH > 12) (Cl-)	WGFU-Wide-mouthed Glass jar Unpreserved	AG1U-1 liter Amber Unpreserved (N/A) (Cl-)	AG1H-1 liter Amber HCl (pH < 2)	AG3U-250 mL Amber Unpreserved (N/A) (Cl-)	AG1S-1 liter Amber H2SO4 (pH < 2)	AG3S-250 mL Amber H2SO4 (pH < 2)	AG3A(DG3A)-250 mL Amber NH4Cl (N/A)(Cl-)	DG9H-40 mL VOA HCl (N/A)	VG9T-40 mL VOA Na2S2O3 (N/A)	VG9U-40 mL VOA Unp (N/A)	DG9P-40 mL VOA H3PO4 (N/A)	VOAK (6 vials per kit)-5035 kit (N/A)	V/GK (3 vials per kit)-VPH/Gas kit (N/A)	SP5T-125 mL Sterile Plastic (N/A – lab)	SP2T-250 mL Sterile Plastic (N/A – lab)		BP3A-250 mL Plastic (NH2)2SO4 (9.3-9.7)	AG0U-100 mL Amber Unpreserved vials (N/A)	VSGU-20 mL Scintillation vials (N/A)	DG9U-40 mL Amber Unpreserved vials (N/A)
1						1										7	3												
2						1										7	3												
3																2													
4																													
5																													
6																													
7																													
8																													
9																													
10																													
11																													
12																													

pH Adjustment Log for Preserved Samples

Sample ID	Type of Preservative	pH upon receipt	Date preservation adjusted	Time preservation adjusted	Amount of Preservative added	Lot #

Note: Whenever there is a discrepancy affecting North Carolina compliance samples, a copy of this form will be sent to the North Carolina DEHNR Certification Office (i.e. Out of hold, incorrect preservative, out of temp, incorrect containers.

Pace Analytical
WWW.PACELABS.COM

CHAIN-OF-CUSTODY / Analytical Request Document

The Chain-of-Custody is a LEGAL DOCUMENT. All relevant fields must be completed accurately.

Page : 1 Of 1

Section A Required Client Information:		Section B Required Project Information:		Section C Invoice Information:	
Company:	AECOM, Charlotte	Report To:	Wreschnig, Andrew	Attention:	
Address:	6000 Fairview Road	Copy To:		Company Name:	
Suite 200, Charlotte, NC 28210				Address:	
Email:	andrew.wreschnig@aecom.com	Purchase Order #:		Pace Quote:	
Phone:	(980)221-7831 Fax	Project Name:	Colonial Pipeline	Pace Project Manager:	nicole.gasiorowski@pacelabs.com,
Requested Due Date:	24 hr	Project #:		Pace Profile #:	12518

Regulatory Agency
State / Location
NC

MATRIX CODE: Drinking Water DW; Water WT; Waste Water WW; Product P; Soil/Solid SL; Oil OL; Wipe WP; Air AR; Other OT; Tissue TS

SAMPLE ID
One Character per box.
(A-Z, 0-9 / , -)
Sample Ids must be unique

Requested Analysis Filtered (Y/N)

ITEM #	SAMPLE ID	MATRIX CODE (see valid codes to left)	SAMPLE TYPE (G=GRAB C=COMP)	COLLECTED START DATE	COLLECTED START TIME	COLLECTED END DATE	COLLECTED END TIME	SAMPLE TEMP AT COLLECTION	# OF CONTAINERS	Unpreserved	H2SO4	HNO3	HCl	NaOH	Na2S2O3	Methanol	Other	Analyses Test Y/N	6200	VPH	6010 Lead	504.1 EDB	Trip BLANK	Residual Chlorine (Y/N)	92493864
1	[redacted]	[redacted]	[redacted]	[redacted]					[redacted]			[redacted]	[redacted]		[redacted]				[redacted]						[redacted]
2	MW-11	WT	G	9/3/2020	1140				11			X	X		X				X	X	X	X			002
3	Trip Blank	WT	–	–	–				2				X						X						003
4																									
5																									
6																									
7																									
8																									
9																									
10																									
11																									
12																									

ADDITIONAL COMMENTS	RELINQUISHED BY / AFFILIATION	DATE	TIME	ACCEPTED BY / AFFILIATION	DATE	TIME	SAMPLE CONDITIONS: TEMP in C	Received on Ice (Y/N)	Custody Sealed Cooler (Y/N)	Samples Intact (Y/N)
	[signature] AECOM	9/3/2020	1351	MDG Pace HVL	9/3/20	13:51	5.0	Y	N	Y

SAMPLER NAME AND SIGNATURE

PRINT Name of SAMPLER: Erik Riegel AECOM

SIGNATURE of SAMPLER: [signature] DATE Signed: 9/3/2020

Pace Analytical Services, LLC
9800 Kincey Ave. Suite 100
Huntersville, NC 28078
(704)875-9092

September 08, 2020

Andrew Wreschnig
AECOM
6000 Fairview Road
Suite 200
Charlotte, NC 28210

RE: Project: Colonial Pipeline (9/3 GW)
Pace Project No.: 92494322

Dear Andrew Wreschnig:

Enclosed are the analytical results for sample(s) received by the laboratory on September 03, 2020. The results relate only to the samples included in this report. Results reported herein conform to the applicable TNI/NELAC Standards and the laboratory's Quality Manual, where applicable, unless otherwise noted in the body of the report.

The test results provided in this final report were generated by each of the following laboratories within the Pace Network:

- Pace National - Mt. Juliet
- Pace Analytical Services - Asheville
- Pace Analytical Services - Charlotte

If you have any questions concerning this report, please feel free to contact me.

Sincerely,

Nicole Gasiorowski
nicole.gasiorowski@pacelabs.com
(704)875-9092
Project Manager

Enclosures

cc: Jeff Morrison, Colonial Pipeline Company

This report shall not be reproduced, except in full,
without the written consent of Pace Analytical Services, LLC.

Pace Analytical Services, LLC
9800 Kincey Ave. Suite 100
Huntersville, NC 28078
(704)875-9092

CERTIFICATIONS

Project: Colonial Pipeline (9/3 GW)
Pace Project No.: 92494322

Pace Analytical Services National

12065 Lebanon Road, Mt. Juliet, TN 37122
Alabama Certification #: 40660
Alaska Certification 17-026
Arizona Certification #: AZ0612
Arkansas Certification #: 88-0469
California Certification #: 2932
Canada Certification #: 1461.01
Colorado Certification #: TN00003
Connecticut Certification #: PH-0197
DOD Certification: #1461.01
EPA# TN00003
Florida Certification #: E87487
Georgia DW Certification #: 923
Georgia Certification: NELAP
Idaho Certification #: TN00003
Illinois Certification #: 200008
Indiana Certification #: C-TN-01
Iowa Certification #: 364
Kansas Certification #: E-10277
Kentucky UST Certification #: 16
Kentucky Certification #: 90010
Louisiana Certification #: AI30792
Louisiana DW Certification #: LA180010
Maine Certification #: TN0002
Maryland Certification #: 324
Massachusetts Certification #: M-TN003
Michigan Certification #: 9958
Minnesota Certification #: 047-999-395
Mississippi Certification #: TN00003
Missouri Certification #: 340
Montana Certification #: CERT0086
Nebraska Certification #: NE-OS-15-05
Nevada Certification #: TN-03-2002-34
New Hampshire Certification #: 2975
New Jersey Certification #: TN002
New Mexico DW Certification
New York Certification #: 11742
North Carolina Aquatic Toxicity Certification #: 41
North Carolina Drinking Water Certification #: 21704
North Carolina Environmental Certificate #: 375
North Dakota Certification #: R-140
Ohio VAP Certification #: CL0069
Oklahoma Certification #: 9915
Oregon Certification #: TN200002
Pennsylvania Certification #: 68-02979
Rhode Island Certification #: LAO00356
South Carolina Certification #: 84004
South Dakota Certification
Tennessee DW/Chem/Micro Certification #: 2006
Texas Certification #: T 104704245-17-14
Texas Mold Certification #: LAB0152
USDA Soil Permit #: P330-15-00234
Utah Certification #: TN00003
Virginia Certification #: VT2006
Vermont Dept. of Health: ID# VT-2006
Virginia Certification #: 460132
Washington Certification #: C847
West Virginia Certification #: 233
Wisconsin Certification #: 9980939910
Wyoming UST Certification #: via A2LA 2926.01
A2LA-ISO 17025 Certification #: 1461.01
A2LA-ISO 17025 Certification #: 1461.02
AIHA-LAP/LLC EMLAP Certification #:100789

Pace Analytical Services Charlotte

9800 Kincey Ave. Ste 100, Huntersville, NC 28078
Louisiana/NELAP Certification # LA170028
North Carolina Drinking Water Certification #: 37706
North Carolina Field Services Certification #: 5342
North Carolina Wastewater Certification #: 12
South Carolina Certification #: 99006001
Florida/NELAP Certification #: E87627
Kentucky UST Certification #: 84
Virginia/VELAP Certification #: 460221

Pace Analytical Services Asheville

2225 Riverside Drive, Asheville, NC 28804
Florida/NELAP Certification #: E87648
Massachusetts Certification #: M-NC030
North Carolina Drinking Water Certification #: 37712
North Carolina Wastewater Certification #: 40
South Carolina Certification #: 99030001
Virginia/VELAP Certification #: 460222

REPORT OF LABORATORY ANALYSIS

This report shall not be reproduced, except in full,
without the written consent of Pace Analytical Services, LLC.

Pace Analytical Services, LLC
9800 Kincey Ave. Suite 100
Huntersville, NC 28078
(704)875-9092

SAMPLE ANALYTE COUNT

Project: Colonial Pipeline (9/3 GW)
Pace Project No.: 92494322

Lab ID	Sample ID	Method	Analysts	Analytes Reported	Laboratory
92493864001	**MW-8**	EPA 504.1	JMS1	2	PASI-C
		MADEP VPH	ADM	6	PAN
		EPA 6010D	SH1	1	PASI-A
		SM 6200B	SAS	62	PASI-C
92493864003	**Trip Blank**	SM 6200B	SAS	62	PASI-C

PAN = Pace National - Mt. Juliet
PASI-A = Pace Analytical Services - Asheville
PASI-C = Pace Analytical Services - Charlotte

This report shall not be reproduced, except in full,
without the written consent of Pace Analytical Services, LLC.

Pace Analytical Services, LLC
9800 Kincey Ave. Suite 100
Huntersville, NC 28078
(704)875-9092

ANALYTICAL RESULTS

Project: Colonial Pipeline (9/3 GW)
Pace Project No.: 92494322

Sample: MW-8 **Lab ID: 92493864001** Collected: 09/03/20 10:30 Received: 09/03/20 13:51 Matrix: Water

Parameters	Results	Units	Report Limit	DF	Prepared	Analyzed	CAS No.	Qual
504 GCS EDB and DBCP	Analytical Method: EPA 504.1 Preparation Method: EPA 504.1 Pace Analytical Services - Charlotte							
1,2-Dibromoethane (EDB)	ND	ug/L	0.020	1	09/03/20 16:10	09/03/20 20:45	106-93-4	
Surrogates								
1-Chloro-2-bromopropane (S)	97	%	70-130	1	09/03/20 16:10	09/03/20 20:45	301-79-56	
MADEPV	Analytical Method: MADEP VPH Preparation Method: MADEPV Pace National - Mt. Juliet							
Aliphatic (C05-C08)	ND	ug/L	100	1	09/04/20 21:18	09/04/20 21:18		
Aliphatic (C09-C12)	ND	ug/L	100	1	09/04/20 21:18	09/04/20 21:18		
Aromatic (C09-C10),Unadjusted	ND	ug/L	100	1	09/04/20 21:18	09/04/20 21:18	TPHC9C10A	
Total VPH	ND	ug/L	100	1	09/04/20 21:18	09/04/20 21:18	VPH	
Surrogates								
2,5-Dibromotoluene (FID)	90.7	%	70.0-130	1	09/04/20 21:18	09/04/20 21:18	615-59-8FID	
2,5-Dibromotoluene (PID)	98.6	%	70.0-130	1	09/04/20 21:18	09/04/20 21:18	615-59-8PID	
6010 MET ICP	Analytical Method: EPA 6010D Preparation Method: EPA 3010A Pace Analytical Services - Asheville							
Lead	ND	ug/L	5.0	1	09/04/20 01:43	09/04/20 10:16	7439-92-1	
6200B MSV	Analytical Method: SM 6200B Pace Analytical Services - Charlotte							
Benzene	ND	ug/L	0.50	1		09/04/20 09:22	71-43-2	
Bromobenzene	ND	ug/L	0.50	1		09/04/20 09:22	108-86-1	
Bromochloromethane	ND	ug/L	0.50	1		09/04/20 09:22	74-97-5	
Bromodichloromethane	**2.5**	ug/L	0.50	1		09/04/20 09:22	75-27-4	
Bromoform	ND	ug/L	0.50	1		09/04/20 09:22	75-25-2	
Bromomethane	ND	ug/L	5.0	1		09/04/20 09:22	74-83-9	
n-Butylbenzene	ND	ug/L	0.50	1		09/04/20 09:22	104-51-8	
sec-Butylbenzene	ND	ug/L	0.50	1		09/04/20 09:22	135-98-8	
tert-Butylbenzene	ND	ug/L	0.50	1		09/04/20 09:22	98-06-6	
Carbon tetrachloride	ND	ug/L	0.50	1		09/04/20 09:22	56-23-5	
Chlorobenzene	ND	ug/L	0.50	1		09/04/20 09:22	108-90-7	
Chloroethane	ND	ug/L	1.0	1		09/04/20 09:22	75-00-3	
Chloroform	**15.5**	ug/L	0.50	1		09/04/20 09:22	67-66-3	
Chloromethane	ND	ug/L	1.0	1		09/04/20 09:22	74-87-3	
2-Chlorotoluene	ND	ug/L	0.50	1		09/04/20 09:22	95-49-8	
4-Chlorotoluene	ND	ug/L	0.50	1		09/04/20 09:22	106-43-4	
1,2-Dibromo-3-chloropropane	ND	ug/L	1.0	1		09/04/20 09:22	96-12-8	
Dibromochloromethane	**3.8**	ug/L	0.50	1		09/04/20 09:22	124-48-1	
Dibromomethane	ND	ug/L	0.50	1		09/04/20 09:22	74-95-3	
1,2-Dichlorobenzene	ND	ug/L	0.50	1		09/04/20 09:22	95-50-1	
1,3-Dichlorobenzene	ND	ug/L	0.50	1		09/04/20 09:22	541-73-1	
1,4-Dichlorobenzene	ND	ug/L	0.50	1		09/04/20 09:22	106-46-7	
Dichlorodifluoromethane	ND	ug/L	0.50	1		09/04/20 09:22	75-71-8	
1,1-Dichloroethane	ND	ug/L	0.50	1		09/04/20 09:22	75-34-3	
1,2-Dichloroethane	ND	ug/L	0.50	1		09/04/20 09:22	107-06-2	
1,1-Dichloroethene	ND	ug/L	0.50	1		09/04/20 09:22	75-35-4	

REPORT OF LABORATORY ANALYSIS

This report shall not be reproduced, except in full,
without the written consent of Pace Analytical Services, LLC.

Pace Analytical Services, LLC
9800 Kincey Ave. Suite 100
Huntersville, NC 28078
(704)875-9092

ANALYTICAL RESULTS

Project: Colonial Pipeline (9/3 GW)
Pace Project No.: 92494322

Sample: MW-8 **Lab ID: 92493864001** Collected: 09/03/20 10:30 Received: 09/03/20 13:51 Matrix: Water

Parameters	Results	Units	Report Limit	DF	Prepared	Analyzed	CAS No.	Qual
6200B MSV	Analytical Method: SM 6200B Pace Analytical Services - Charlotte							
cis-1,2-Dichloroethene	ND	ug/L	0.50	1		09/04/20 09:22	156-59-2	
trans-1,2-Dichloroethene	ND	ug/L	0.50	1		09/04/20 09:22	156-60-5	
1,2-Dichloropropane	ND	ug/L	0.50	1		09/04/20 09:22	78-87-5	
1,3-Dichloropropane	ND	ug/L	0.50	1		09/04/20 09:22	142-28-9	
2,2-Dichloropropane	ND	ug/L	0.50	1		09/04/20 09:22	594-20-7	
1,1-Dichloropropene	ND	ug/L	0.50	1		09/04/20 09:22	563-58-6	
cis-1,3-Dichloropropene	ND	ug/L	0.50	1		09/04/20 09:22	10061-01-5	
trans-1,3-Dichloropropene	ND	ug/L	0.50	1		09/04/20 09:22	10061-02-6	
Diisopropyl ether	ND	ug/L	0.50	1		09/04/20 09:22	108-20-3	
Ethylbenzene	ND	ug/L	0.50	1		09/04/20 09:22	100-41-4	
Hexachloro-1,3-butadiene	ND	ug/L	2.0	1		09/04/20 09:22	87-68-3	
Isopropylbenzene (Cumene)	ND	ug/L	0.50	1		09/04/20 09:22	98-82-8	
Methylene Chloride	ND	ug/L	2.0	1		09/04/20 09:22	75-09-2	
Methyl-tert-butyl ether	ND	ug/L	0.50	1		09/04/20 09:22	1634-04-4	
Naphthalene	ND	ug/L	2.0	1		09/04/20 09:22	91-20-3	
n-Propylbenzene	ND	ug/L	0.50	1		09/04/20 09:22	103-65-1	
Styrene	ND	ug/L	0.50	1		09/04/20 09:22	100-42-5	
1,1,1,2-Tetrachloroethane	ND	ug/L	0.50	1		09/04/20 09:22	630-20-6	
1,1,2,2-Tetrachloroethane	ND	ug/L	0.50	1		09/04/20 09:22	79-34-5	
Tetrachloroethene	ND	ug/L	0.50	1		09/04/20 09:22	127-18-4	
Toluene	**2.3**	ug/L	0.50	1		09/04/20 09:22	108-88-3	
1,2,3-Trichlorobenzene	ND	ug/L	2.0	1		09/04/20 09:22	87-61-6	
1,2,4-Trichlorobenzene	ND	ug/L	2.0	1		09/04/20 09:22	120-82-1	
1,1,1-Trichloroethane	ND	ug/L	0.50	1		09/04/20 09:22	71-55-6	
1,1,2-Trichloroethane	ND	ug/L	0.50	1		09/04/20 09:22	79-00-5	
Trichloroethene	ND	ug/L	0.50	1		09/04/20 09:22	79-01-6	
Trichlorofluoromethane	ND	ug/L	1.0	1		09/04/20 09:22	75-69-4	
1,2,3-Trichloropropane	ND	ug/L	0.50	1		09/04/20 09:22	96-18-4	
1,2,4-Trimethylbenzene	ND	ug/L	0.50	1		09/04/20 09:22	95-63-6	
1,3,5-Trimethylbenzene	ND	ug/L	0.50	1		09/04/20 09:22	108-67-8	
Vinyl chloride	ND	ug/L	1.0	1		09/04/20 09:22	75-01-4	
m&p-Xylene	**1.2**	ug/L	1.0	1		09/04/20 09:22	179601-23-1	
o-Xylene	**0.58**	ug/L	0.50	1		09/04/20 09:22	95-47-6	
Surrogates								
1,2-Dichloroethane-d4 (S)	104	%	70-130	1		09/04/20 09:22	17060-07-0	
4-Bromofluorobenzene (S)	101	%	70-130	1		09/04/20 09:22	460-00-4	
Toluene-d8 (S)	103	%	70-130	1		09/04/20 09:22	2037-26-5	

REPORT OF LABORATORY ANALYSIS

This report shall not be reproduced, except in full,
without the written consent of Pace Analytical Services, LLC.

Pace Analytical Services, LLC
9800 Kincey Ave. Suite 100
Huntersville, NC 28078
(704)875-9092

ANALYTICAL RESULTS

Project: Colonial Pipeline (9/3 GW)
Pace Project No.: 92494322

Sample: Trip Blank **Lab ID: 92493864003** Collected: 09/03/20 00:00 Received: 09/03/20 13:51 Matrix: Water

Parameters	Results	Units	Report Limit	DF	Prepared	Analyzed	CAS No.	Qual
6200B MSV	Analytical Method: SM 6200B Pace Analytical Services - Charlotte							
Benzene	ND	ug/L	0.50	1		09/04/20 06:25	71-43-2	
Bromobenzene	ND	ug/L	0.50	1		09/04/20 06:25	108-86-1	
Bromochloromethane	ND	ug/L	0.50	1		09/04/20 06:25	74-97-5	
Bromodichloromethane	ND	ug/L	0.50	1		09/04/20 06:25	75-27-4	
Bromoform	ND	ug/L	0.50	1		09/04/20 06:25	75-25-2	
Bromomethane	ND	ug/L	5.0	1		09/04/20 06:25	74-83-9	
n-Butylbenzene	ND	ug/L	0.50	1		09/04/20 06:25	104-51-8	
sec-Butylbenzene	ND	ug/L	0.50	1		09/04/20 06:25	135-98-8	
tert-Butylbenzene	ND	ug/L	0.50	1		09/04/20 06:25	98-06-6	
Carbon tetrachloride	ND	ug/L	0.50	1		09/04/20 06:25	56-23-5	
Chlorobenzene	ND	ug/L	0.50	1		09/04/20 06:25	108-90-7	
Chloroethane	ND	ug/L	1.0	1		09/04/20 06:25	75-00-3	
Chloroform	ND	ug/L	0.50	1		09/04/20 06:25	67-66-3	
Chloromethane	ND	ug/L	1.0	1		09/04/20 06:25	74-87-3	
2-Chlorotoluene	ND	ug/L	0.50	1		09/04/20 06:25	95-49-8	
4-Chlorotoluene	ND	ug/L	0.50	1		09/04/20 06:25	106-43-4	
1,2-Dibromo-3-chloropropane	ND	ug/L	1.0	1		09/04/20 06:25	96-12-8	
Dibromochloromethane	ND	ug/L	0.50	1		09/04/20 06:25	124-48-1	
Dibromomethane	ND	ug/L	0.50	1		09/04/20 06:25	74-95-3	
1,2-Dichlorobenzene	ND	ug/L	0.50	1		09/04/20 06:25	95-50-1	
1,3-Dichlorobenzene	ND	ug/L	0.50	1		09/04/20 06:25	541-73-1	
1,4-Dichlorobenzene	ND	ug/L	0.50	1		09/04/20 06:25	106-46-7	
Dichlorodifluoromethane	ND	ug/L	0.50	1		09/04/20 06:25	75-71-8	
1,1-Dichloroethane	ND	ug/L	0.50	1		09/04/20 06:25	75-34-3	
1,2-Dichloroethane	ND	ug/L	0.50	1		09/04/20 06:25	107-06-2	
1,1-Dichloroethene	ND	ug/L	0.50	1		09/04/20 06:25	75-35-4	
cis-1,2-Dichloroethene	ND	ug/L	0.50	1		09/04/20 06:25	156-59-2	
trans-1,2-Dichloroethene	ND	ug/L	0.50	1		09/04/20 06:25	156-60-5	
1,2-Dichloropropane	ND	ug/L	0.50	1		09/04/20 06:25	78-87-5	
1,3-Dichloropropane	ND	ug/L	0.50	1		09/04/20 06:25	142-28-9	
2,2-Dichloropropane	ND	ug/L	0.50	1		09/04/20 06:25	594-20-7	
1,1-Dichloropropene	ND	ug/L	0.50	1		09/04/20 06:25	563-58-6	
cis-1,3-Dichloropropene	ND	ug/L	0.50	1		09/04/20 06:25	10061-01-5	
trans-1,3-Dichloropropene	ND	ug/L	0.50	1		09/04/20 06:25	10061-02-6	
Diisopropyl ether	ND	ug/L	0.50	1		09/04/20 06:25	108-20-3	
Ethylbenzene	ND	ug/L	0.50	1		09/04/20 06:25	100-41-4	
Hexachloro-1,3-butadiene	ND	ug/L	2.0	1		09/04/20 06:25	87-68-3	
Isopropylbenzene (Cumene)	ND	ug/L	0.50	1		09/04/20 06:25	98-82-8	
Methylene Chloride	ND	ug/L	2.0	1		09/04/20 06:25	75-09-2	
Methyl-tert-butyl ether	ND	ug/L	0.50	1		09/04/20 06:25	1634-04-4	
Naphthalene	ND	ug/L	2.0	1		09/04/20 06:25	91-20-3	
n-Propylbenzene	ND	ug/L	0.50	1		09/04/20 06:25	103-65-1	
Styrene	ND	ug/L	0.50	1		09/04/20 06:25	100-42-5	
1,1,1,2-Tetrachloroethane	ND	ug/L	0.50	1		09/04/20 06:25	630-20-6	
1,1,2,2-Tetrachloroethane	ND	ug/L	0.50	1		09/04/20 06:25	79-34-5	
Tetrachloroethene	ND	ug/L	0.50	1		09/04/20 06:25	127-18-4	

REPORT OF LABORATORY ANALYSIS

This report shall not be reproduced, except in full,
without the written consent of Pace Analytical Services, LLC.

Pace Analytical Services, LLC
9800 Kincey Ave. Suite 100
Huntersville, NC 28078
(704)875-9092

ANALYTICAL RESULTS

Project: Colonial Pipeline (9/3 GW)
Pace Project No.: 92494322

Sample: Trip Blank **Lab ID: 92493864003** Collected: 09/03/20 00:00 Received: 09/03/20 13:51 Matrix: Water

Parameters	Results	Units	Report Limit	DF	Prepared	Analyzed	CAS No.	Qual
6200B MSV	Analytical Method: SM 6200B Pace Analytical Services - Charlotte							
Toluene	ND	ug/L	0.50	1		09/04/20 06:25	108-88-3	
1,2,3-Trichlorobenzene	ND	ug/L	2.0	1		09/04/20 06:25	87-61-6	
1,2,4-Trichlorobenzene	ND	ug/L	2.0	1		09/04/20 06:25	120-82-1	
1,1,1-Trichloroethane	ND	ug/L	0.50	1		09/04/20 06:25	71-55-6	
1,1,2-Trichloroethane	ND	ug/L	0.50	1		09/04/20 06:25	79-00-5	
Trichloroethene	ND	ug/L	0.50	1		09/04/20 06:25	79-01-6	
Trichlorofluoromethane	ND	ug/L	1.0	1		09/04/20 06:25	75-69-4	
1,2,3-Trichloropropane	ND	ug/L	0.50	1		09/04/20 06:25	96-18-4	
1,2,4-Trimethylbenzene	ND	ug/L	0.50	1		09/04/20 06:25	95-63-6	
1,3,5-Trimethylbenzene	ND	ug/L	0.50	1		09/04/20 06:25	108-67-8	
Vinyl chloride	ND	ug/L	1.0	1		09/04/20 06:25	75-01-4	
m&p-Xylene	ND	ug/L	1.0	1		09/04/20 06:25	179601-23-1	
o-Xylene	ND	ug/L	0.50	1		09/04/20 06:25	95-47-6	
Surrogates								
1,2-Dichloroethane-d4 (S)	101	%	70-130	1		09/04/20 06:25	17060-07-0	
4-Bromofluorobenzene (S)	101	%	70-130	1		09/04/20 06:25	460-00-4	
Toluene-d8 (S)	102	%	70-130	1		09/04/20 06:25	2037-26-5	

REPORT OF LABORATORY ANALYSIS

This report shall not be reproduced, except in full,
without the written consent of Pace Analytical Services, LLC.

Pace Analytical Services, LLC
9800 Kincey Ave. Suite 100
Huntersville, NC 28078
(704)875-9092

QUALITY CONTROL DATA

Project: Colonial Pipeline (9/3 GW)
Pace Project No.: 92494322

QC Batch: 1538267
QC Batch Method: MADEPV
Analysis Method: MADEP VPH
Analysis Description: MADEPV
Laboratory: Pace National - Mt. Juliet

Associated Lab Samples: 92493864001

METHOD BLANK: R3567577-2 Matrix: Water
Associated Lab Samples: 92493864001

Parameter	Units	Blank Result	Reporting Limit	Analyzed	Qualifiers
Aliphatic (C05-C08)	ug/L	ND	100	09/04/20 13:04	
Aliphatic (C09-C12)	ug/L	ND	100	09/04/20 13:04	
Aromatic (C09-C10),Unadjusted	ug/L	ND	100	09/04/20 13:04	
Total VPH	ug/L	ND	100	09/04/20 13:04	
2,5-Dibromotoluene (FID)	%	84	70.0-130	09/04/20 13:04	
2,5-Dibromotoluene (PID)	%	93.9	70.0-130	09/04/20 13:04	

LABORATORY CONTROL SAMPLE & LCSD: R3567577-1 R3567577-3

Parameter	Units	Spike Conc.	LCS Result	LCSD Result	LCS % Rec	LCSD % Rec	% Rec Limits	RPD	Max RPD	Qualifiers
Aliphatic (C05-C08)	ug/L	1200	1310	1220	109	102	70.0-130	7.11	25	
Aliphatic (C09-C12)	ug/L	1400	1290	1320	92.1	94.3	70.0-130	2.30	25	
Aromatic (C09-C10),Unadjusted	ug/L	200	258	240	129	120	70.0-130	7.23	25	
Total VPH	ug/L	2800	2860	2780	102	99.3	70.0-130	2.84	25	
2,5-Dibromotoluene (FID)	%				95.9	94.2	70.0-130			
2,5-Dibromotoluene (PID)	%				106	110	70.0-130			

Results presented on this page are in the units indicated by the "Units" column except where an alternate unit is presented to the right of the result.

REPORT OF LABORATORY ANALYSIS

This report shall not be reproduced, except in full,
without the written consent of Pace Analytical Services, LLC.

Pace Analytical Services, LLC
9800 Kincey Ave. Suite 100
Huntersville, NC 28078
(704)875-9092

QUALITY CONTROL DATA

Project: Colonial Pipeline (9/3 GW)
Pace Project No.: 92494322

QC Batch: 564487
QC Batch Method: EPA 3010A
Analysis Method: EPA 6010D
Analysis Description: 6010 MET
Laboratory: Pace Analytical Services - Asheville
Associated Lab Samples: 92493864001

METHOD BLANK: 2992317 Matrix: Water
Associated Lab Samples: 92493864001

Parameter	Units	Blank Result	Reporting Limit	Analyzed	Qualifiers
Lead	ug/L	ND	5.0	09/04/20 08:54	

LABORATORY CONTROL SAMPLE: 2992318

Parameter	Units	Spike Conc.	LCS Result	LCS % Rec	% Rec Limits	Qualifiers
Lead	ug/L	500	508	102	80-120	

MATRIX SPIKE & MATRIX SPIKE DUPLICATE: 2992319 2992320

Parameter	Units	92493878001 Result	MS Spike Conc.	MSD Spike Conc.	MS Result	MSD Result	MS % Rec	MSD % Rec	% Rec Limits	RPD	Qual
Lead	ug/L	11.6	500	500	528	542	103	106	75-125	3	

Results presented on this page are in the units indicated by the "Units" column except where an alternate unit is presented to the right of the result.

REPORT OF LABORATORY ANALYSIS

This report shall not be reproduced, except in full,
without the written consent of Pace Analytical Services, LLC.

Pace Analytical Services, LLC
9800 Kincey Ave. Suite 100
Huntersville, NC 28078
(704)875-9092

QUALITY CONTROL DATA

Project: Colonial Pipeline (9/3 GW)
Pace Project No.: 92494322

QC Batch: 564438
QC Batch Method: SM 6200B
Analysis Method: SM 6200B
Analysis Description: 6200B MSV
Laboratory: Pace Analytical Services - Charlotte
Associated Lab Samples: 92493864001, 92493864003

METHOD BLANK: 2992122 Matrix: Water
Associated Lab Samples: 92493864001, 92493864003

Parameter	Units	Blank Result	Reporting Limit	Analyzed	Qualifiers
1,1,1,2-Tetrachloroethane	ug/L	ND	0.50	09/04/20 01:23	
1,1,1-Trichloroethane	ug/L	ND	0.50	09/04/20 01:23	
1,1,2,2-Tetrachloroethane	ug/L	ND	0.50	09/04/20 01:23	
1,1,2-Trichloroethane	ug/L	ND	0.50	09/04/20 01:23	
1,1-Dichloroethane	ug/L	ND	0.50	09/04/20 01:23	
1,1-Dichloroethene	ug/L	ND	0.50	09/04/20 01:23	
1,1-Dichloropropene	ug/L	ND	0.50	09/04/20 01:23	
1,2,3-Trichlorobenzene	ug/L	ND	2.0	09/04/20 01:23	
1,2,3-Trichloropropane	ug/L	ND	0.50	09/04/20 01:23	
1,2,4-Trichlorobenzene	ug/L	ND	2.0	09/04/20 01:23	
1,2,4-Trimethylbenzene	ug/L	ND	0.50	09/04/20 01:23	
1,2-Dibromo-3-chloropropane	ug/L	ND	1.0	09/04/20 01:23	
1,2-Dichlorobenzene	ug/L	ND	0.50	09/04/20 01:23	
1,2-Dichloroethane	ug/L	ND	0.50	09/04/20 01:23	
1,2-Dichloropropane	ug/L	ND	0.50	09/04/20 01:23	
1,3,5-Trimethylbenzene	ug/L	ND	0.50	09/04/20 01:23	
1,3-Dichlorobenzene	ug/L	ND	0.50	09/04/20 01:23	
1,3-Dichloropropane	ug/L	ND	0.50	09/04/20 01:23	
1,4-Dichlorobenzene	ug/L	ND	0.50	09/04/20 01:23	
2,2-Dichloropropane	ug/L	ND	0.50	09/04/20 01:23	
2-Chlorotoluene	ug/L	ND	0.50	09/04/20 01:23	
4-Chlorotoluene	ug/L	ND	0.50	09/04/20 01:23	
Benzene	ug/L	ND	0.50	09/04/20 01:23	
Bromobenzene	ug/L	ND	0.50	09/04/20 01:23	
Bromochloromethane	ug/L	ND	0.50	09/04/20 01:23	
Bromodichloromethane	ug/L	ND	0.50	09/04/20 01:23	
Bromoform	ug/L	ND	0.50	09/04/20 01:23	
Bromomethane	ug/L	ND	5.0	09/04/20 01:23	
Carbon tetrachloride	ug/L	ND	0.50	09/04/20 01:23	
Chlorobenzene	ug/L	ND	0.50	09/04/20 01:23	
Chloroethane	ug/L	ND	1.0	09/04/20 01:23	
Chloroform	ug/L	ND	0.50	09/04/20 01:23	
Chloromethane	ug/L	ND	1.0	09/04/20 01:23	
cis-1,2-Dichloroethene	ug/L	ND	0.50	09/04/20 01:23	
cis-1,3-Dichloropropene	ug/L	ND	0.50	09/04/20 01:23	
Dibromochloromethane	ug/L	ND	0.50	09/04/20 01:23	
Dibromomethane	ug/L	ND	0.50	09/04/20 01:23	
Dichlorodifluoromethane	ug/L	ND	0.50	09/04/20 01:23	
Diisopropyl ether	ug/L	ND	0.50	09/04/20 01:23	
Ethylbenzene	ug/L	ND	0.50	09/04/20 01:23	

Results presented on this page are in the units indicated by the "Units" column except where an alternate unit is presented to the right of the result.

REPORT OF LABORATORY ANALYSIS

This report shall not be reproduced, except in full,
without the written consent of Pace Analytical Services, LLC.

Pace Analytical Services, LLC
9800 Kincey Ave. Suite 100
Huntersville, NC 28078
(704)875-9092

QUALITY CONTROL DATA

Project: Colonial Pipeline (9/3 GW)
Pace Project No.: 92494322

METHOD BLANK: 2992122 Matrix: Water
Associated Lab Samples: 92493864001, 92493864003

Parameter	Units	Blank Result	Reporting Limit	Analyzed	Qualifiers
Hexachloro-1,3-butadiene	ug/L	ND	2.0	09/04/20 01:23	
Isopropylbenzene (Cumene)	ug/L	ND	0.50	09/04/20 01:23	
m&p-Xylene	ug/L	ND	1.0	09/04/20 01:23	
Methyl-tert-butyl ether	ug/L	ND	0.50	09/04/20 01:23	
Methylene Chloride	ug/L	ND	2.0	09/04/20 01:23	
n-Butylbenzene	ug/L	ND	0.50	09/04/20 01:23	
n-Propylbenzene	ug/L	ND	0.50	09/04/20 01:23	
Naphthalene	ug/L	ND	2.0	09/04/20 01:23	
o-Xylene	ug/L	ND	0.50	09/04/20 01:23	
sec-Butylbenzene	ug/L	ND	0.50	09/04/20 01:23	
Styrene	ug/L	ND	0.50	09/04/20 01:23	
tert-Butylbenzene	ug/L	ND	0.50	09/04/20 01:23	
Tetrachloroethene	ug/L	ND	0.50	09/04/20 01:23	
Toluene	ug/L	ND	0.50	09/04/20 01:23	
trans-1,2-Dichloroethene	ug/L	ND	0.50	09/04/20 01:23	
trans-1,3-Dichloropropene	ug/L	ND	0.50	09/04/20 01:23	
Trichloroethene	ug/L	ND	0.50	09/04/20 01:23	
Trichlorofluoromethane	ug/L	ND	1.0	09/04/20 01:23	
Vinyl chloride	ug/L	ND	1.0	09/04/20 01:23	
1,2-Dichloroethane-d4 (S)	%	105	70-130	09/04/20 01:23	
4-Bromofluorobenzene (S)	%	100	70-130	09/04/20 01:23	
Toluene-d8 (S)	%	103	70-130	09/04/20 01:23	

LABORATORY CONTROL SAMPLE: 2992123

Parameter	Units	Spike Conc.	LCS Result	LCS % Rec	% Rec Limits	Qualifiers
1,1,1,2-Tetrachloroethane	ug/L	50	57.1	114	60-140	
1,1,1-Trichloroethane	ug/L	50	54.9	110	60-140	
1,1,2,2-Tetrachloroethane	ug/L	50	51.6	103	60-140	
1,1,2-Trichloroethane	ug/L	50	53.8	108	60-140	
1,1-Dichloroethane	ug/L	50	48.9	98	60-140	
1,1-Dichloroethene	ug/L	50	49.2	98	60-140	
1,1-Dichloropropene	ug/L	50	51.7	103	60-140	
1,2,3-Trichlorobenzene	ug/L	50	54.2	108	60-140	
1,2,3-Trichloropropane	ug/L	50	53.9	108	60-140	
1,2,4-Trichlorobenzene	ug/L	50	55.2	110	60-140	
1,2,4-Trimethylbenzene	ug/L	50	50.9	102	60-140	
1,2-Dibromo-3-chloropropane	ug/L	50	50.7	101	60-140	
1,2-Dichlorobenzene	ug/L	50	51.1	102	60-140	
1,2-Dichloroethane	ug/L	50	45.0	90	60-140	
1,2-Dichloropropane	ug/L	50	52.0	104	60-140	
1,3,5-Trimethylbenzene	ug/L	50	51.3	103	60-140	
1,3-Dichlorobenzene	ug/L	50	51.9	104	60-140	
1,3-Dichloropropane	ug/L	50	53.6	107	60-140	

Results presented on this page are in the units indicated by the "Units" column except where an alternate unit is presented to the right of the result.

REPORT OF LABORATORY ANALYSIS

This report shall not be reproduced, except in full,
without the written consent of Pace Analytical Services, LLC.

Pace Analytical Services, LLC
9800 Kincey Ave. Suite 100
Huntersville, NC 28078
(704)875-9092

QUALITY CONTROL DATA

Project: Colonial Pipeline (9/3 GW)
Pace Project No.: 92494322

LABORATORY CONTROL SAMPLE: 2992123

Parameter	Units	Spike Conc.	LCS Result	LCS % Rec	% Rec Limits	Qualifiers
1,4-Dichlorobenzene	ug/L	50	50.5	101	60-140	
2,2-Dichloropropane	ug/L	50	50.2	100	60-140	
2-Chlorotoluene	ug/L	50	51.7	103	60-140	
4-Chlorotoluene	ug/L	50	48.7	97	60-140	
Benzene	ug/L	50	49.6	99	60-140	
Bromobenzene	ug/L	50	51.6	103	60-140	
Bromochloromethane	ug/L	50	51.2	102	60-140	
Bromodichloromethane	ug/L	50	49.4	99	60-140	
Bromoform	ug/L	50	45.5	91	60-140	
Bromomethane	ug/L	50	61.7	123	60-140	
Carbon tetrachloride	ug/L	50	56.1	112	60-140	
Chlorobenzene	ug/L	50	49.9	100	60-140	
Chloroethane	ug/L	50	44.1	88	60-140	
Chloroform	ug/L	50	47.6	95	60-140	
Chloromethane	ug/L	50	42.0	84	60-140	
cis-1,2-Dichloroethene	ug/L	50	47.9	96	60-140	
cis-1,3-Dichloropropene	ug/L	50	57.7	115	60-140	
Dibromochloromethane	ug/L	50	48.8	98	60-140	
Dibromomethane	ug/L	50	53.1	106	60-140	
Dichlorodifluoromethane	ug/L	50	41.5	83	60-140	
Diisopropyl ether	ug/L	50	48.4	97	60-140	
Ethylbenzene	ug/L	50	48.3	97	60-140	
Hexachloro-1,3-butadiene	ug/L	50	54.4	109	60-140	
Isopropylbenzene (Cumene)	ug/L	50	50.0	100	60-140	
m&p-Xylene	ug/L	100	98.5	99	60-140	
Methyl-tert-butyl ether	ug/L	50	51.4	103	60-140	
Methylene Chloride	ug/L	50	48.8	98	60-140	
n-Butylbenzene	ug/L	50	51.4	103	60-140	
n-Propylbenzene	ug/L	50	49.7	99	60-140	
Naphthalene	ug/L	50	54.1	108	60-140	
o-Xylene	ug/L	50	48.9	98	60-140	
sec-Butylbenzene	ug/L	50	50.3	101	60-140	
Styrene	ug/L	50	51.2	102	60-140	
tert-Butylbenzene	ug/L	50	44.4	89	60-140	
Tetrachloroethene	ug/L	50	49.7	99	60-140	
Toluene	ug/L	50	48.0	96	60-140	
trans-1,2-Dichloroethene	ug/L	50	50.4	101	60-140	
trans-1,3-Dichloropropene	ug/L	50	55.9	112	60-140	
Trichloroethene	ug/L	50	54.8	110	60-140	
Trichlorofluoromethane	ug/L	50	44.3	89	60-140	
Vinyl chloride	ug/L	50	44.1	88	60-140	
1,2-Dichloroethane-d4 (S)	%			97	70-130	
4-Bromofluorobenzene (S)	%			100	70-130	
Toluene-d8 (S)	%			99	70-130	

Results presented on this page are in the units indicated by the "Units" column except where an alternate unit is presented to the right of the result.

REPORT OF LABORATORY ANALYSIS

This report shall not be reproduced, except in full,
without the written consent of Pace Analytical Services, LLC.

Pace Analytical Services, LLC
9800 Kincey Ave. Suite 100
Huntersville, NC 28078
(704)875-9092

QUALITY CONTROL DATA

Project: Colonial Pipeline (9/3 GW)
Pace Project No.: 92494322

MATRIX SPIKE & MATRIX SPIKE DUPLICATE: 2992124 2992125

Parameter	Units	92493140002 Result	MS Spike Conc.	MSD Spike Conc.	MS Result	MSD Result	MS % Rec	MSD % Rec	% Rec Limits	RPD	Qual
1,1,1,2-Tetrachloroethane	ug/L	ND	200	200	218	221	109	111	60-140	2	
1,1,1-Trichloroethane	ug/L	ND	200	200	260	246	130	123	60-140	6	
1,1,2,2-Tetrachloroethane	ug/L	ND	200	200	217	217	109	109	60-140	0	
1,1,2-Trichloroethane	ug/L	ND	200	200	226	222	113	111	60-140	2	
1,1-Dichloroethane	ug/L	ND	200	200	237	227	118	114	60-140	4	
1,1-Dichloroethene	ug/L	ND	200	200	244	238	122	119	60-140	2	
1,1-Dichloropropene	ug/L	ND	200	200	249	236	125	118	60-140	6	
1,2,3-Trichlorobenzene	ug/L	ND	200	200	210	230	105	115	60-140	9	
1,2,3-Trichloropropane	ug/L	ND	200	200	227	239	114	119	60-140	5	
1,2,4-Trichlorobenzene	ug/L	ND	200	200	228	234	114	117	60-140	3	
1,2,4-Trimethylbenzene	ug/L	807	200	200	1050	1060	121	125	60-140	1	
1,2-Dibromo-3-chloropropane	ug/L	ND	200	200	184	192	92	96	60-140	4	
1,2-Dichlorobenzene	ug/L	ND	200	200	216	223	108	111	60-140	3	
1,2-Dichloroethane	ug/L	ND	200	200	213	204	107	102	60-140	5	
1,2-Dichloropropane	ug/L	ND	200	200	236	226	118	113	60-140	4	
1,3,5-Trimethylbenzene	ug/L	ND	200	200	446	450	223	225	60-140	1	M1
1,3-Dichlorobenzene	ug/L	ND	200	200	225	228	112	114	60-140	1	
1,3-Dichloropropane	ug/L	ND	200	200	229	226	115	113	60-140	1	
1,4-Dichlorobenzene	ug/L	ND	200	200	231	227	115	113	60-140	2	
2,2-Dichloropropane	ug/L	ND	200	200	190	197	95	98	60-140	3	
2-Chlorotoluene	ug/L	ND	200	200	241	240	120	120	60-140	0	
4-Chlorotoluene	ug/L	ND	200	200	221	218	110	109	60-140	1	
Benzene	ug/L	465	200	200	709	703	122	119	60-140	1	
Bromobenzene	ug/L	ND	200	200	224	230	112	115	60-140	2	
Bromochloromethane	ug/L	ND	200	200	245	236	122	118	60-140	4	
Bromodichloromethane	ug/L	ND	200	200	207	205	104	103	60-140	1	
Bromoform	ug/L	ND	200	200	179	189	90	94	60-140	5	
Bromomethane	ug/L	ND	200	200	184	199	92	100	60-140	8	
Carbon tetrachloride	ug/L	ND	200	200	229	241	115	121	60-140	5	
Chlorobenzene	ug/L	ND	200	200	220	221	110	111	60-140	1	
Chloroethane	ug/L	ND	200	200	243	223	122	112	60-140	9	
Chloroform	ug/L	ND	200	200	226	216	113	108	60-140	4	
Chloromethane	ug/L	ND	200	200	197	180	99	90	60-140	9	
cis-1,2-Dichloroethene	ug/L	ND	200	200	231	219	116	109	60-140	6	
cis-1,3-Dichloropropene	ug/L	ND	200	200	231	229	116	115	60-140	1	
Dibromochloromethane	ug/L	ND	200	200	198	201	99	101	60-140	2	
Dibromomethane	ug/L	ND	200	200	226	225	113	113	60-140	0	
Dichlorodifluoromethane	ug/L	ND	200	200	202	200	101	100	60-140	1	
Diisopropyl ether	ug/L	5.4	200	200	225	219	110	107	60-140	3	
Ethylbenzene	ug/L	255	200	200	479	483	112	114	60-140	1	
Hexachloro-1,3-butadiene	ug/L	ND	200	200	204	217	102	108	60-140	6	
Isopropylbenzene (Cumene)	ug/L	29.5	200	200	252	254	111	112	60-140	1	
m&p-Xylene	ug/L	1160	400	400	1620	1620	115	113	60-140	0	
Methyl-tert-butyl ether	ug/L	ND	200	200	223	210	111	105	60-140	6	
Methylene Chloride	ug/L	ND	200	200	244	228	122	114	60-140	7	
n-Butylbenzene	ug/L	ND	200	200	253	295	127	148	60-140	15	M1

Results presented on this page are in the units indicated by the "Units" column except where an alternate unit is presented to the right of the result.

REPORT OF LABORATORY ANALYSIS

This report shall not be reproduced, except in full,
without the written consent of Pace Analytical Services, LLC.

Pace Analytical Services, LLC
9800 Kincey Ave. Suite 100
Huntersville, NC 28078
(704)875-9092

QUALITY CONTROL DATA

Project: Colonial Pipeline (9/3 GW)
Pace Project No.: 92494322

MATRIX SPIKE & MATRIX SPIKE DUPLICATE: 2992124 2992125

Parameter	Units	92493140002 Result	MS Spike Conc.	MSD Spike Conc.	MS Result	MSD Result	MS % Rec	MSD % Rec	% Rec Limits	RPD	Qual
n-Propylbenzene	ug/L	ND	200	200	290	292	145	146	60-140	1	M1
Naphthalene	ug/L	138	200	200	368	382	115	122	60-140	4	
o-Xylene	ug/L	560	200	200	775	778	108	109	60-140	0	
sec-Butylbenzene	ug/L	ND	200	200	240	236	120	118	60-140	2	
Styrene	ug/L	ND	200	200	232	230	116	115	60-140	1	
tert-Butylbenzene	ug/L	ND	200	200	203	202	101	101	60-140	0	
Tetrachloroethene	ug/L	ND	200	200	225	231	113	115	60-140	2	
Toluene	ug/L	1600	200	200	1820	1800	109	99	60-140	1	
trans-1,2-Dichloroethene	ug/L	ND	200	200	244	234	122	117	60-140	4	
trans-1,3-Dichloropropene	ug/L	ND	200	200	210	214	105	107	60-140	2	
Trichloroethene	ug/L	ND	200	200	255	245	128	123	60-140	4	
Trichlorofluoromethane	ug/L	ND	200	200	215	211	107	105	60-140	2	
Vinyl chloride	ug/L	ND	200	200	211	201	106	101	60-140	5	
1,2-Dichloroethane-d4 (S)	%						98	99	70-130		
4-Bromofluorobenzene (S)	%						99	99	70-130		
Toluene-d8 (S)	%						98	97	70-130		

Results presented on this page are in the units indicated by the "Units" column except where an alternate unit is presented to the right of the result.

REPORT OF LABORATORY ANALYSIS

This report shall not be reproduced, except in full,
without the written consent of Pace Analytical Services, LLC.

Pace Analytical Services, LLC
9800 Kincey Ave. Suite 100
Huntersville, NC 28078
(704)875-9092

QUALITY CONTROL DATA

Project: Colonial Pipeline (9/3 GW)
Pace Project No.: 92494322

QC Batch: 564217
QC Batch Method: EPA 504.1
Analysis Method: EPA 504.1
Analysis Description: GCS 504 EDB DBCP
Laboratory: Pace Analytical Services - Charlotte
Associated Lab Samples: 92493864001

METHOD BLANK: 2990822 Matrix: Water
Associated Lab Samples: 92493864001

Parameter	Units	Blank Result	Reporting Limit	Analyzed	Qualifiers
1,2-Dibromoethane (EDB)	ug/L	ND	0.021	09/03/20 12:08	
1-Chloro-2-bromopropane (S)	%	99	70-130	09/03/20 12:08	

LABORATORY CONTROL SAMPLE & LCSD: 2990823 2990824

Parameter	Units	Spike Conc.	LCS Result	LCSD Result	LCS % Rec	LCSD % Rec	% Rec Limits	RPD	Max RPD	Qualifiers
1,2-Dibromoethane (EDB)	ug/L	0.25	0.26	0.26	104	101	70-130	2	20	
1-Chloro-2-bromopropane (S)	%				100	99	70-130			

MATRIX SPIKE & MATRIX SPIKE DUPLICATE: 2990825 2990826

Parameter	Units	92493708001 Result	MS Spike Conc.	MSD Spike Conc.	MS Result	MSD Result	MS % Rec	MSD % Rec	% Rec Limits	RPD	Qual
1,2-Dibromoethane (EDB)	ug/L	ND	0.25	0.25	0.26	0.26	103	105	65-135	2	
1-Chloro-2-bromopropane (S)	%						98	100	70-130		

SAMPLE DUPLICATE: 2990827

Parameter	Units	92493708002 Result	Dup Result	RPD	Qualifiers
1,2-Dibromoethane (EDB)	ug/L	ND	ND		
1-Chloro-2-bromopropane (S)	%	99	97		

Results presented on this page are in the units indicated by the "Units" column except where an alternate unit is presented to the right of the result.

REPORT OF LABORATORY ANALYSIS

This report shall not be reproduced, except in full,
without the written consent of Pace Analytical Services, LLC.

Pace Analytical Services, LLC
9800 Kincey Ave. Suite 100
Huntersville, NC 28078
(704)875-9092

QUALIFIERS

Project: Colonial Pipeline (9/3 GW)
Pace Project No.: 92494322

DEFINITIONS

DF - Dilution Factor, if reported, represents the factor applied to the reported data due to dilution of the sample aliquot.

ND - Not Detected at or above adjusted reporting limit.

TNTC - Too Numerous To Count

J - Estimated concentration above the adjusted method detection limit and below the adjusted reporting limit.

MDL - Adjusted Method Detection Limit.

PQL - Practical Quantitation Limit.

RL - Reporting Limit - The lowest concentration value that meets project requirements for quantitative data with known precision and bias for a specific analyte in a specific matrix.

S - Surrogate

1,2-Diphenylhydrazine decomposes to and cannot be separated from Azobenzene using Method 8270. The result for each analyte is a combined concentration.

Consistent with EPA guidelines, unrounded data are displayed and have been used to calculate % recovery and RPD values.

LCS(D) - Laboratory Control Sample (Duplicate)

MS(D) - Matrix Spike (Duplicate)

DUP - Sample Duplicate

RPD - Relative Percent Difference

NC - Not Calculable.

SG - Silica Gel - Clean-Up

U - Indicates the compound was analyzed for, but not detected.

Acid preservation may not be appropriate for 2 Chloroethylvinyl ether.

A separate vial preserved to a pH of 4-5 is recommended in SW846 Chapter 4 for the analysis of Acrolein and Acrylonitrile by EPA Method 8260.

N-Nitrosodiphenylamine decomposes and cannot be separated from Diphenylamine using Method 8270. The result reported for each analyte is a combined concentration.

Pace Analytical is TNI accredited. Contact your Pace PM for the current list of accredited analytes.

TNI - The NELAC Institute.

ANALYTE QUALIFIERS

M1 Matrix spike recovery exceeded QC limits. Batch accepted based on laboratory control sample (LCS) recovery.

This report shall not be reproduced, except in full,
without the written consent of Pace Analytical Services, LLC.

Pace Analytical Services, LLC
9800 Kincey Ave. Suite 100
Huntersville, NC 28078
(704)875-9092

QUALITY CONTROL DATA CROSS REFERENCE TABLE

Project: Colonial Pipeline (9/3 GW)
Pace Project No.: 92494322

Lab ID	Sample ID	QC Batch Method	QC Batch	Analytical Method	Analytical Batch
92493864001	**MW-8**	EPA 504.1	564217	EPA 504.1	564303
92493864001	**MW-8**	MADEPV	1538267	MADEP VPH	1538267
92493864001	**MW-8**	EPA 3010A	564487	EPA 6010D	564500
92493864001	**MW-8**	SM 6200B	564438		
92493864003	**Trip Blank**	SM 6200B	564438		

This report shall not be reproduced, except in full,
without the written consent of Pace Analytical Services, LLC.

Pace Analytical	Document Name: Sample Condition Upon Receipt(SCUR)	Document Revised: February 7, 2018 Page 1 of 2
	Document No.: F-CAR-CS-033-Rev.06	Issuing Authority: Pace Carolinas Quality Office

Laboratory receiving samples:
Asheville ☐ Eden ☐ Greenwood ☐ Huntersville ☒ Raleigh ☐ Mechanicsville ☐

Sample Condition Upon Receipt

Client Name: AECOM

Project #: WO# : 92493864

92493864

Courier: ☐ Commercial ☐ Fed Ex ☐ Pace ☐ UPS ☐ USPS ☐ Other:____ ☒ Client

Custody Seal Present? ☐ Yes ☒ No **Seals Intact?** ☐ Yes ☒ No

Date/Initials Person Examining Contents:_____

Packing Material: ☐ Bubble Wrap ☒ Bubble Bags ☐ None ☐ Other

Biological Tissue Frozen? ☐ Yes ☐ No ☒ N/A

Thermometer: ☒ IR Gun ID: 92T061 **Type of Ice:** ☒ Wet ☐ Blue ☐ None

09/03/20

Cooler Temp (°C): 5.0 **Correction Factor:** Add/Subtract (°C) 0.0

Cooler Temp Corrected (°C): 5.0

Temp should be above freezing to 6°C
☐ Samples out of temp criteria. Samples on ice, cooling process has begun

USDA Regulated Soil (☒ N/A, water sample)
Did samples originate in a quarantine zone within the United States: CA, NY, or SC (check maps)? ☐ Yes ☐ No

Did samples originate from a foreign source (internationally, including Hawaii and Puerto Rico)? ☐ Yes ☐ No

				Comments/Discrepancy:
Chain of Custody Present?	☒ Yes	☐ No	☐ N/A	1.
Samples Arrived within Hold Time?	☒ Yes	☐ No	☐ N/A	2.
Short Hold Time Analysis (<72 hr.)?	☐ Yes	☒ No	☐ N/A	3.
Rush Turn Around Time Requested?	☐ Yes	☒ No	☐ N/A	4.
Sufficient Volume?	☒ Yes	☐ No	☐ N/A	5.
Correct Containers Used?	☒ Yes	☐ No	☐ N/A	6.
-Pace Containers Used?	☒ Yes	☐ No	☐ N/A	
Containers Intact?	☒ Yes	☐ No	☐ N/A	7.
Dissolved analysis: Samples Field Filtered?	☐ Yes	☒ No	☐ N/A	8.
Sample Labels Match COC?	☒ Yes	☐ No	☐ N/A	9.
-Includes Date/Time/ID/Analysis Matrix: WT				
Headspace in VOA Vials (>5-6mm)?	☐ Yes	☒ No	☐ N/A	10.
Trip Blank Present?	☒ Yes	☐ No	☐ N/A	11.
Trip Blank Custody Seals Present?	☒ Yes	☐ No	☐ N/A	

COMMENTS/SAMPLE DISCREPANCY

Field Data Required? ☐ Yes ☐ No

Lot ID of split containers:

CLIENT NOTIFICATION/RESOLUTION

Person contacted: _____ Date/Time: _____

Project Manager SCURF Review: NMG **Date:** 9/3/20

Project Manager SRF Review: [signature] **Date:** 9/3/20

***Check mark top half of box if pH and/or dechlorination is verified and within the acceptance range for preservation samples.**

Exceptions: VOA, Coliform, TOC, Oil and Grease, DRO/8015 (water) DOC, LLHg

****Bottom half of box is to list number of bottle**

Project # **WO#: 92493864**

PM: NMG **Due Date: 09/04/20**

CLIENT: 92-AECOM CHA

Item#	BP4U-125 mL Plastic Unpreserved (N/A) (Cl-)	BP3U-250 mL Plastic Unpreserved (N/A)	BP2U-500 mL Plastic Unpreserved (N/A)	BP1U-1 liter Plastic Unpreserved (N/A)	BP4S-125 mL Plastic H2SO4 (pH < 2) (Cl-)	BP3N-250 mL plastic HNO3 (pH < 2)	BP4Z-125 mL Plastic ZN Acetate & NaOH (>9)	BP4C-125 mL Plastic NaOH (pH > 12) (Cl-)	WGFU-Wide-mouthed Glass jar Unpreserved	AG1U-1 liter Amber Unpreserved (N/A) (Cl-)	AG1H-1 liter Amber HCl (pH < 2)	AG3U-250 mL Amber Unpreserved (N/A) (Cl-)	AG1S-1 liter Amber H2SO4 (pH < 2)	AG3S-250 mL Amber H2SO4 (pH < 2)	AG3A(DG3A)-250 mL Amber NH4Cl (N/A)(Cl-)	DG9H-40 mL VOA HCl (N/A)	VG9T-40 mL VOA Na2S2O3 (N/A)	VG9U-40 mL VOA Unp (N/A)	DG9P-40 mL VOA H3PO4 (N/A)	VOAK (6 vials per kit)-5035 kit (N/A)	V/GK (3 vials per kit)-VPH/Gas kit (N/A)	SP5T-125 mL Sterile Plastic (N/A – lab)	SP2T-250 mL Sterile Plastic (N/A – lab)		BP3A-250 mL Plastic (NH2)2SO4 (9.3-9.7)	AG0U-100 mL Amber Unpreserved vials (N/A)	VSGU-20 mL Scintillation vials (N/A)	DG9U-40 mL Amber Unpreserved vials (N/A)
1						1										7	3												
2						1										7	3												
3																2													
4																													
5																													
6																													
7																													
8																													
9																													
10																													
11																													
12																													

pH Adjustment Log for Preserved Samples

Sample ID	Type of Preservative	pH upon receipt	Date preservation adjusted	Time preservation adjusted	Amount of Preservative added	Lot #

Note: Whenever there is a discrepancy affecting North Carolina compliance samples, a copy of this form will be sent to the North Carolina DEHNR Certification Office (i.e. Out of hold, incorrect preservative, out of temp, incorrect containers.

Pace Analytical
WWW.PACELABS.COM

CHAIN-OF-CUSTODY / Analytical Request Document

The Chain-of-Custody is a LEGAL DOCUMENT. All relevant fields must be completed accurately.

Page : 1 Of 1

Section A — Required Client Information:

Company:	AECOM, Charlotte
Address:	6000 Fairview Road
	Suite 200, Charlotte, NC 28210
Email:	andrew.wreschnig@aecom.com
Phone:	(980)221-7831 Fax
Requested Due Date:	24 hr

Section B — Required Project Information:

Report To:	Wreschnig, Andrew
Copy To:	
Purchase Order #:	
Project Name:	Colonial Pipeline
Project #:	

Section C — Invoice Information:

Attention:	
Company Name:	
Address:	
Pace Quote:	
Pace Project Manager:	nicole.gasiorowski@pacelabs.com,
Pace Profile #:	12518

Regulatory Agency:

State / Location: NC

SAMPLE ID — One Character per box. (A-Z, 0-9 / , -) Sample Ids must be unique

MATRIX CODE: Drinking Water DW; Water WT; Waste Water WW; Product P; Soil/Solid SL; Oil OL; Wipe WP; Air AR; Other OT; Tissue TS

ITEM #	SAMPLE ID	MATRIX CODE (see valid codes to left)	SAMPLE TYPE (G=GRAB C=COMP)	COLLECTED START DATE	COLLECTED START TIME	COLLECTED END DATE	COLLECTED END TIME	SAMPLE TEMP AT COLLECTION	# OF CONTAINERS	Preservatives: Unpreserved	H2SO4	HNO3	HCl	NaOH	Na2S2O3	Methanol	Other	Analyses Test Y/N	6200	VPH	6010 Lead	504.1 EDB	Trip BLANK	Residual Chlorine (Y/N)	92493864
1	MW-8	WT	G	9/3/2020	1030				11			X	X		X				X	X	X	X			001
2	[redacted]	[redacted]	[redacted]	[redacted]					[redacted]			[redacted]	[redacted]		[redacted]				[redacted]						[redacted]
3	Trip Blank	WT	—	—	—				2				X						X						003
4																									
5																									
6																									
7																									
8																									
9																									
10																									
11																									
12																									

ADDITIONAL COMMENTS	RELINQUISHED BY / AFFILIATION	DATE	TIME	ACCEPTED BY / AFFILIATION	DATE	TIME	SAMPLE CONDITIONS: TEMP in C	Received on Ice (Y/N)	Custody Sealed Cooler (Y/N)	Samples Intact (Y/N)
	[signature] AECOM	9/3/2020	1351	MD Pace HVL	9/3/20	13:51	5.0	Y	N	Y

SAMPLER NAME AND SIGNATURE

PRINT Name of SAMPLER: Erik Riegel AECOM

SIGNATURE of SAMPLER: [signature]

DATE Signed: 9/3/2020

Pace Analytical Services, LLC
9800 Kincey Ave. Suite 100
Huntersville, NC 28078
(704)875-9092

September 11, 2020

Andrew Wreschnig
AECOM
6000 Fairview Road
Suite 200
Charlotte, NC 28210

RE: Project: Colonial Pipeline (9/9 GW)
Pace Project No.: 92494640

Dear Andrew Wreschnig:

Enclosed are the analytical results for sample(s) received by the laboratory on September 09, 2020. The results relate only to the samples included in this report. Results reported herein conform to the applicable TNI/NELAC Standards and the laboratory's Quality Manual, where applicable, unless otherwise noted in the body of the report.

The test results provided in this final report were generated by each of the following laboratories within the Pace Network:

- Pace National - Mt. Juliet
- Pace Analytical Services - Asheville
- Pace Analytical Services - Charlotte

If you have any questions concerning this report, please feel free to contact me.

Sincerely,

Nicole Gasiorowski
nicole.gasiorowski@pacelabs.com
(704)875-9092
Project Manager

Enclosures

cc: Jeff Morrison, Colonial Pipeline Company

Pace Analytical Services, LLC
9800 Kincey Ave. Suite 100
Huntersville, NC 28078
(704)875-9092

CERTIFICATIONS

Project: Colonial Pipeline (9/9 GW)
Pace Project No.: 92494640

Pace Analytical Services National

12065 Lebanon Road, Mt. Juliet, TN 37122
Alabama Certification #: 40660
Alaska Certification 17-026
Arizona Certification #: AZ0612
Arkansas Certification #: 88-0469
California Certification #: 2932
Canada Certification #: 1461.01
Colorado Certification #: TN00003
Connecticut Certification #: PH-0197
DOD Certification: #1461.01
EPA# TN00003
Florida Certification #: E87487
Georgia DW Certification #: 923
Georgia Certification: NELAP
Idaho Certification #: TN00003
Illinois Certification #: 200008
Indiana Certification #: C-TN-01
Iowa Certification #: 364
Kansas Certification #: E-10277
Kentucky UST Certification #: 16
Kentucky Certification #: 90010
Louisiana Certification #: AI30792
Louisiana DW Certification #: LA180010
Maine Certification #: TN0002
Maryland Certification #: 324
Massachusetts Certification #: M-TN003
Michigan Certification #: 9958
Minnesota Certification #: 047-999-395
Mississippi Certification #: TN00003
Missouri Certification #: 340
Montana Certification #: CERT0086
Nebraska Certification #: NE-OS-15-05
Nevada Certification #: TN-03-2002-34
New Hampshire Certification #: 2975
New Jersey Certification #: TN002
New Mexico DW Certification
New York Certification #: 11742
North Carolina Aquatic Toxicity Certification #: 41
North Carolina Drinking Water Certification #: 21704
North Carolina Environmental Certificate #: 375
North Dakota Certification #: R-140
Ohio VAP Certification #: CL0069
Oklahoma Certification #: 9915
Oregon Certification #: TN200002
Pennsylvania Certification #: 68-02979
Rhode Island Certification #: LAO00356
South Carolina Certification #: 84004
South Dakota Certification
Tennessee DW/Chem/Micro Certification #: 2006
Texas Certification #: T 104704245-17-14
Texas Mold Certification #: LAB0152
USDA Soil Permit #: P330-15-00234
Utah Certification #: TN00003
Virginia Certification #: VT2006
Vermont Dept. of Health: ID# VT-2006
Virginia Certification #: 460132
Washington Certification #: C847
West Virginia Certification #: 233
Wisconsin Certification #: 9980939910
Wyoming UST Certification #: via A2LA 2926.01
A2LA-ISO 17025 Certification #: 1461.01
A2LA-ISO 17025 Certification #: 1461.02
AIHA-LAP/LLC EMLAP Certification #:100789

Pace Analytical Services Charlotte

9800 Kincey Ave. Ste 100, Huntersville, NC 28078
Louisiana/NELAP Certification # LA170028
North Carolina Drinking Water Certification #: 37706
North Carolina Field Services Certification #: 5342
North Carolina Wastewater Certification #: 12
South Carolina Certification #: 99006001
Florida/NELAP Certification #: E87627
Kentucky UST Certification #: 84
Virginia/VELAP Certification #: 460221

Pace Analytical Services Asheville

2225 Riverside Drive, Asheville, NC 28804
Florida/NELAP Certification #: E87648
Massachusetts Certification #: M-NC030
North Carolina Drinking Water Certification #: 37712
North Carolina Wastewater Certification #: 40
South Carolina Certification #: 99030001
Virginia/VELAP Certification #: 460222

REPORT OF LABORATORY ANALYSIS

This report shall not be reproduced, except in full,
without the written consent of Pace Analytical Services, LLC.

Pace Analytical Services, LLC
9800 Kincey Ave. Suite 100
Huntersville, NC 28078
(704)875-9092

SAMPLE ANALYTE COUNT

Project: Colonial Pipeline (9/9 GW)
Pace Project No.: 92494640

Lab ID	Sample ID	Method	Analysts	Analytes Reported	Laboratory
92494640001	**MW-34**	EPA 504.1	JMS1	2	PASI-C
		MADEP VPH	BMB	6	PAN
		EPA 6010D	SH1	1	PASI-A
		SM 6200B	SAS	62	PASI-C
92494640002	**MW-33**	EPA 504.1	JMS1	2	PASI-C
		MADEP VPH	BMB	6	PAN
		EPA 6010D	SH1	1	PASI-A
		SM 6200B	SAS	62	PASI-C
92494640003	**MW-27**	EPA 504.1	JMS1	2	PASI-C
		MADEP VPH	BMB	6	PAN
		EPA 6010D	SH1	1	PASI-A
		SM 6200B	SAS	62	PASI-C
92494640004	**MW-26**	EPA 504.1	JMS1	2	PASI-C
		MADEP VPH	BMB	6	PAN
		EPA 6010D	SH1	1	PASI-A
		SM 6200B	SAS	62	PASI-C
92494640005	**MW-22**	EPA 504.1	JMS1	2	PASI-C
		MADEP VPH	BMB	6	PAN
		EPA 6010D	SH1	1	PASI-A
		SM 6200B	SAS	62	PASI-C
92494640006	**MW-20**	EPA 504.1	JMS1	2	PASI-C
		MADEP VPH	BMB	6	PAN
		EPA 6010D	SH1	1	PASI-A
		SM 6200B	SAS	62	PASI-C
92494640007	**MW-18**	EPA 504.1	JMS1	2	PASI-C
		MADEP VPH	BMB	6	PAN
		EPA 6010D	SH1	1	PASI-A
		SM 6200B	SAS	62	PASI-C
92494640008	**MW-15**	EPA 504.1	JMS1	2	PASI-C
		MADEP VPH	BMB	6	PAN
		EPA 6010D	SH1	1	PASI-A
		SM 6200B	SAS	62	PASI-C
92494640010	**Trip Blank-03**	SM 6200B	SAS	62	PASI-C

PAN = Pace National - Mt. Juliet
PASI-A = Pace Analytical Services - Asheville
PASI-C = Pace Analytical Services - Charlotte

REPORT OF LABORATORY ANALYSIS

This report shall not be reproduced, except in full,
without the written consent of Pace Analytical Services, LLC.

Pace Analytical Services, LLC
9800 Kincey Ave. Suite 100
Huntersville, NC 28078
(704)875-9092

ANALYTICAL RESULTS

Project: Colonial Pipeline (9/9 GW)
Pace Project No.: 92494640

Sample: MW-34 **Lab ID: 92494640001** Collected: 09/09/20 08:30 Received: 09/09/20 16:10 Matrix: Water

Parameters	Results	Units	Report Limit	DF	Prepared	Analyzed	CAS No.	Qual
504 GCS EDB and DBCP	Analytical Method: EPA 504.1 Preparation Method: EPA 504.1 Pace Analytical Services - Charlotte							
1,2-Dibromoethane (EDB)	ND	ug/L	0.021	1	09/10/20 17:43	09/10/20 18:54	106-93-4	
Surrogates								
1-Chloro-2-bromopropane (S)	107	%	70-130	1	09/10/20 17:43	09/10/20 18:54	301-79-56	
MADEPV	Analytical Method: MADEP VPH Preparation Method: MADEPV Pace National - Mt. Juliet							
Aliphatic (C05-C08)	ND	ug/L	100	1	09/10/20 11:59	09/10/20 11:59		
Aliphatic (C09-C12)	ND	ug/L	100	1	09/10/20 11:59	09/10/20 11:59		
Aromatic (C09-C10),Unadjusted	ND	ug/L	100	1	09/10/20 11:59	09/10/20 11:59	TPHC9C10A	
Total VPH	ND	ug/L	100	1	09/10/20 11:59	09/10/20 11:59	VPH	
Surrogates								
2,5-Dibromotoluene (FID)	94.4	%	70.0-130	1	09/10/20 11:59	09/10/20 11:59	615-59-8FID	
2,5-Dibromotoluene (PID)	91.4	%	70.0-130	1	09/10/20 11:59	09/10/20 11:59	615-59-8PID	
6010 MET ICP	Analytical Method: EPA 6010D Preparation Method: EPA 3010A Pace Analytical Services - Asheville							
Lead	ND	ug/L	5.0	1	09/10/20 02:34	09/10/20 08:44	7439-92-1	
6200B MSV	Analytical Method: SM 6200B Pace Analytical Services - Charlotte							
Benzene	ND	ug/L	0.50	1		09/10/20 12:25	71-43-2	
Bromobenzene	ND	ug/L	0.50	1		09/10/20 12:25	108-86-1	
Bromochloromethane	ND	ug/L	0.50	1		09/10/20 12:25	74-97-5	
Bromodichloromethane	ND	ug/L	0.50	1		09/10/20 12:25	75-27-4	
Bromoform	ND	ug/L	0.50	1		09/10/20 12:25	75-25-2	
Bromomethane	ND	ug/L	5.0	1		09/10/20 12:25	74-83-9	M1
n-Butylbenzene	ND	ug/L	0.50	1		09/10/20 12:25	104-51-8	
sec-Butylbenzene	ND	ug/L	0.50	1		09/10/20 12:25	135-98-8	
tert-Butylbenzene	ND	ug/L	0.50	1		09/10/20 12:25	98-06-6	
Carbon tetrachloride	ND	ug/L	0.50	1		09/10/20 12:25	56-23-5	
Chlorobenzene	ND	ug/L	0.50	1		09/10/20 12:25	108-90-7	
Chloroethane	ND	ug/L	1.0	1		09/10/20 12:25	75-00-3	
Chloroform	ND	ug/L	0.50	1		09/10/20 12:25	67-66-3	
Chloromethane	ND	ug/L	1.0	1		09/10/20 12:25	74-87-3	
2-Chlorotoluene	ND	ug/L	0.50	1		09/10/20 12:25	95-49-8	
4-Chlorotoluene	ND	ug/L	0.50	1		09/10/20 12:25	106-43-4	
1,2-Dibromo-3-chloropropane	ND	ug/L	1.0	1		09/10/20 12:25	96-12-8	
Dibromochloromethane	ND	ug/L	0.50	1		09/10/20 12:25	124-48-1	
Dibromomethane	ND	ug/L	0.50	1		09/10/20 12:25	74-95-3	
1,2-Dichlorobenzene	ND	ug/L	0.50	1		09/10/20 12:25	95-50-1	
1,3-Dichlorobenzene	ND	ug/L	0.50	1		09/10/20 12:25	541-73-1	
1,4-Dichlorobenzene	ND	ug/L	0.50	1		09/10/20 12:25	106-46-7	
Dichlorodifluoromethane	ND	ug/L	0.50	1		09/10/20 12:25	75-71-8	
1,1-Dichloroethane	ND	ug/L	0.50	1		09/10/20 12:25	75-34-3	
1,2-Dichloroethane	ND	ug/L	0.50	1		09/10/20 12:25	107-06-2	
1,1-Dichloroethene	ND	ug/L	0.50	1		09/10/20 12:25	75-35-4	M1

REPORT OF LABORATORY ANALYSIS

This report shall not be reproduced, except in full,
without the written consent of Pace Analytical Services, LLC.

Pace Analytical Services, LLC
9800 Kincey Ave. Suite 100
Huntersville, NC 28078
(704)875-9092

ANALYTICAL RESULTS

Project: Colonial Pipeline (9/9 GW)
Pace Project No.: 92494640

Sample: MW-34 **Lab ID: 92494640001** Collected: 09/09/20 08:30 Received: 09/09/20 16:10 Matrix: Water

Parameters	Results	Units	Report Limit	DF	Prepared	Analyzed	CAS No.	Qual
6200B MSV	Analytical Method: SM 6200B Pace Analytical Services - Charlotte							
cis-1,2-Dichloroethene	ND	ug/L	0.50	1		09/10/20 12:25	156-59-2	
trans-1,2-Dichloroethene	ND	ug/L	0.50	1		09/10/20 12:25	156-60-5	M1
1,2-Dichloropropane	ND	ug/L	0.50	1		09/10/20 12:25	78-87-5	
1,3-Dichloropropane	ND	ug/L	0.50	1		09/10/20 12:25	142-28-9	
2,2-Dichloropropane	ND	ug/L	0.50	1		09/10/20 12:25	594-20-7	
1,1-Dichloropropene	ND	ug/L	0.50	1		09/10/20 12:25	563-58-6	
cis-1,3-Dichloropropene	ND	ug/L	0.50	1		09/10/20 12:25	10061-01-5	
trans-1,3-Dichloropropene	ND	ug/L	0.50	1		09/10/20 12:25	10061-02-6	
Diisopropyl ether	ND	ug/L	0.50	1		09/10/20 12:25	108-20-3	
Ethylbenzene	ND	ug/L	0.50	1		09/10/20 12:25	100-41-4	
Hexachloro-1,3-butadiene	ND	ug/L	2.0	1		09/10/20 12:25	87-68-3	
Isopropylbenzene (Cumene)	ND	ug/L	0.50	1		09/10/20 12:25	98-82-8	
Methylene Chloride	ND	ug/L	2.0	1		09/10/20 12:25	75-09-2	M1
Methyl-tert-butyl ether	ND	ug/L	0.50	1		09/10/20 12:25	1634-04-4	
Naphthalene	ND	ug/L	2.0	1		09/10/20 12:25	91-20-3	
n-Propylbenzene	ND	ug/L	0.50	1		09/10/20 12:25	103-65-1	
Styrene	ND	ug/L	0.50	1		09/10/20 12:25	100-42-5	
1,1,1,2-Tetrachloroethane	ND	ug/L	0.50	1		09/10/20 12:25	630-20-6	
1,1,2,2-Tetrachloroethane	ND	ug/L	0.50	1		09/10/20 12:25	79-34-5	
Tetrachloroethene	ND	ug/L	0.50	1		09/10/20 12:25	127-18-4	
Toluene	ND	ug/L	0.50	1		09/10/20 12:25	108-88-3	
1,2,3-Trichlorobenzene	ND	ug/L	2.0	1		09/10/20 12:25	87-61-6	
1,2,4-Trichlorobenzene	ND	ug/L	2.0	1		09/10/20 12:25	120-82-1	
1,1,1-Trichloroethane	ND	ug/L	0.50	1		09/10/20 12:25	71-55-6	
1,1,2-Trichloroethane	ND	ug/L	0.50	1		09/10/20 12:25	79-00-5	
Trichloroethene	ND	ug/L	0.50	1		09/10/20 12:25	79-01-6	
Trichlorofluoromethane	ND	ug/L	1.0	1		09/10/20 12:25	75-69-4	
1,2,3-Trichloropropane	ND	ug/L	0.50	1		09/10/20 12:25	96-18-4	
1,2,4-Trimethylbenzene	ND	ug/L	0.50	1		09/10/20 12:25	95-63-6	
1,3,5-Trimethylbenzene	ND	ug/L	0.50	1		09/10/20 12:25	108-67-8	
Vinyl chloride	ND	ug/L	1.0	1		09/10/20 12:25	75-01-4	
m&p-Xylene	ND	ug/L	1.0	1		09/10/20 12:25	179601-23-1	
o-Xylene	ND	ug/L	0.50	1		09/10/20 12:25	95-47-6	
Surrogates								
1,2-Dichloroethane-d4 (S)	110	%	70-130	1		09/10/20 12:25	17060-07-0	
4-Bromofluorobenzene (S)	103	%	70-130	1		09/10/20 12:25	460-00-4	
Toluene-d8 (S)	104	%	70-130	1		09/10/20 12:25	2037-26-5	

REPORT OF LABORATORY ANALYSIS

This report shall not be reproduced, except in full,
without the written consent of Pace Analytical Services, LLC.

Pace Analytical Services, LLC
9800 Kincey Ave. Suite 100
Huntersville, NC 28078
(704)875-9092

ANALYTICAL RESULTS

Project: Colonial Pipeline (9/9 GW)
Pace Project No.: 92494640

Sample: MW-33 **Lab ID: 92494640002** Collected: 09/09/20 09:10 Received: 09/09/20 16:10 Matrix: Water

Parameters	Results	Units	Report Limit	DF	Prepared	Analyzed	CAS No.	Qual
504 GCS EDB and DBCP	Analytical Method: EPA 504.1 Preparation Method: EPA 504.1 Pace Analytical Services - Charlotte							
1,2-Dibromoethane (EDB)	ND	ug/L	0.020	1	09/10/20 17:43	09/10/20 19:29	106-93-4	
Surrogates								
1-Chloro-2-bromopropane (S)	108	%	70-130	1	09/10/20 17:43	09/10/20 19:29	301-79-56	
MADEPV	Analytical Method: MADEP VPH Preparation Method: MADEPV Pace National - Mt. Juliet							
Aliphatic (C05-C08)	ND	ug/L	100	1	09/10/20 12:32	09/10/20 12:32		
Aliphatic (C09-C12)	ND	ug/L	100	1	09/10/20 12:32	09/10/20 12:32		
Aromatic (C09-C10),Unadjusted	ND	ug/L	100	1	09/10/20 12:32	09/10/20 12:32	TPHC9C10A	
Total VPH	ND	ug/L	100	1	09/10/20 12:32	09/10/20 12:32	VPH	
Surrogates								
2,5-Dibromotoluene (FID)	95.9	%	70.0-130	1	09/10/20 12:32	09/10/20 12:32	615-59-8FID	
2,5-Dibromotoluene (PID)	95.0	%	70.0-130	1	09/10/20 12:32	09/10/20 12:32	615-59-8PID	
6010 MET ICP	Analytical Method: EPA 6010D Preparation Method: EPA 3010A Pace Analytical Services - Asheville							
Lead	ND	ug/L	5.0	1	09/10/20 02:34	09/10/20 08:57	7439-92-1	
6200B MSV	Analytical Method: SM 6200B Pace Analytical Services - Charlotte							
Benzene	ND	ug/L	0.50	1		09/10/20 12:43	71-43-2	
Bromobenzene	ND	ug/L	0.50	1		09/10/20 12:43	108-86-1	
Bromochloromethane	ND	ug/L	0.50	1		09/10/20 12:43	74-97-5	
Bromodichloromethane	ND	ug/L	0.50	1		09/10/20 12:43	75-27-4	
Bromoform	ND	ug/L	0.50	1		09/10/20 12:43	75-25-2	
Bromomethane	ND	ug/L	5.0	1		09/10/20 12:43	74-83-9	
n-Butylbenzene	ND	ug/L	0.50	1		09/10/20 12:43	104-51-8	
sec-Butylbenzene	ND	ug/L	0.50	1		09/10/20 12:43	135-98-8	
tert-Butylbenzene	ND	ug/L	0.50	1		09/10/20 12:43	98-06-6	
Carbon tetrachloride	ND	ug/L	0.50	1		09/10/20 12:43	56-23-5	
Chlorobenzene	ND	ug/L	0.50	1		09/10/20 12:43	108-90-7	
Chloroethane	ND	ug/L	1.0	1		09/10/20 12:43	75-00-3	
Chloroform	ND	ug/L	0.50	1		09/10/20 12:43	67-66-3	
Chloromethane	ND	ug/L	1.0	1		09/10/20 12:43	74-87-3	
2-Chlorotoluene	ND	ug/L	0.50	1		09/10/20 12:43	95-49-8	
4-Chlorotoluene	ND	ug/L	0.50	1		09/10/20 12:43	106-43-4	
1,2-Dibromo-3-chloropropane	ND	ug/L	1.0	1		09/10/20 12:43	96-12-8	
Dibromochloromethane	ND	ug/L	0.50	1		09/10/20 12:43	124-48-1	
Dibromomethane	ND	ug/L	0.50	1		09/10/20 12:43	74-95-3	
1,2-Dichlorobenzene	ND	ug/L	0.50	1		09/10/20 12:43	95-50-1	
1,3-Dichlorobenzene	ND	ug/L	0.50	1		09/10/20 12:43	541-73-1	
1,4-Dichlorobenzene	ND	ug/L	0.50	1		09/10/20 12:43	106-46-7	
Dichlorodifluoromethane	ND	ug/L	0.50	1		09/10/20 12:43	75-71-8	
1,1-Dichloroethane	ND	ug/L	0.50	1		09/10/20 12:43	75-34-3	
1,2-Dichloroethane	ND	ug/L	0.50	1		09/10/20 12:43	107-06-2	
1,1-Dichloroethene	ND	ug/L	0.50	1		09/10/20 12:43	75-35-4	

REPORT OF LABORATORY ANALYSIS

This report shall not be reproduced, except in full,
without the written consent of Pace Analytical Services, LLC.

Pace Analytical Services, LLC
9800 Kincey Ave. Suite 100
Huntersville, NC 28078
(704)875-9092

ANALYTICAL RESULTS

Project: Colonial Pipeline (9/9 GW)
Pace Project No.: 92494640

Sample: MW-33 **Lab ID: 92494640002** Collected: 09/09/20 09:10 Received: 09/09/20 16:10 Matrix: Water

Parameters	Results	Units	Report Limit	DF	Prepared	Analyzed	CAS No.	Qual
6200B MSV	Analytical Method: SM 6200B Pace Analytical Services - Charlotte							
cis-1,2-Dichloroethene	ND	ug/L	0.50	1		09/10/20 12:43	156-59-2	
trans-1,2-Dichloroethene	ND	ug/L	0.50	1		09/10/20 12:43	156-60-5	
1,2-Dichloropropane	ND	ug/L	0.50	1		09/10/20 12:43	78-87-5	
1,3-Dichloropropane	ND	ug/L	0.50	1		09/10/20 12:43	142-28-9	
2,2-Dichloropropane	ND	ug/L	0.50	1		09/10/20 12:43	594-20-7	
1,1-Dichloropropene	ND	ug/L	0.50	1		09/10/20 12:43	563-58-6	
cis-1,3-Dichloropropene	ND	ug/L	0.50	1		09/10/20 12:43	10061-01-5	
trans-1,3-Dichloropropene	ND	ug/L	0.50	1		09/10/20 12:43	10061-02-6	
Diisopropyl ether	ND	ug/L	0.50	1		09/10/20 12:43	108-20-3	
Ethylbenzene	ND	ug/L	0.50	1		09/10/20 12:43	100-41-4	
Hexachloro-1,3-butadiene	ND	ug/L	2.0	1		09/10/20 12:43	87-68-3	
Isopropylbenzene (Cumene)	ND	ug/L	0.50	1		09/10/20 12:43	98-82-8	
Methylene Chloride	ND	ug/L	2.0	1		09/10/20 12:43	75-09-2	
Methyl-tert-butyl ether	ND	ug/L	0.50	1		09/10/20 12:43	1634-04-4	
Naphthalene	ND	ug/L	2.0	1		09/10/20 12:43	91-20-3	
n-Propylbenzene	ND	ug/L	0.50	1		09/10/20 12:43	103-65-1	
Styrene	ND	ug/L	0.50	1		09/10/20 12:43	100-42-5	
1,1,1,2-Tetrachloroethane	ND	ug/L	0.50	1		09/10/20 12:43	630-20-6	
1,1,2,2-Tetrachloroethane	ND	ug/L	0.50	1		09/10/20 12:43	79-34-5	
Tetrachloroethene	ND	ug/L	0.50	1		09/10/20 12:43	127-18-4	
Toluene	ND	ug/L	0.50	1		09/10/20 12:43	108-88-3	
1,2,3-Trichlorobenzene	ND	ug/L	2.0	1		09/10/20 12:43	87-61-6	
1,2,4-Trichlorobenzene	ND	ug/L	2.0	1		09/10/20 12:43	120-82-1	
1,1,1-Trichloroethane	ND	ug/L	0.50	1		09/10/20 12:43	71-55-6	
1,1,2-Trichloroethane	ND	ug/L	0.50	1		09/10/20 12:43	79-00-5	
Trichloroethene	ND	ug/L	0.50	1		09/10/20 12:43	79-01-6	
Trichlorofluoromethane	ND	ug/L	1.0	1		09/10/20 12:43	75-69-4	
1,2,3-Trichloropropane	ND	ug/L	0.50	1		09/10/20 12:43	96-18-4	
1,2,4-Trimethylbenzene	ND	ug/L	0.50	1		09/10/20 12:43	95-63-6	
1,3,5-Trimethylbenzene	ND	ug/L	0.50	1		09/10/20 12:43	108-67-8	
Vinyl chloride	ND	ug/L	1.0	1		09/10/20 12:43	75-01-4	
m&p-Xylene	ND	ug/L	1.0	1		09/10/20 12:43	179601-23-1	
o-Xylene	ND	ug/L	0.50	1		09/10/20 12:43	95-47-6	
Surrogates								
1,2-Dichloroethane-d4 (S)	111	%	70-130	1		09/10/20 12:43	17060-07-0	
4-Bromofluorobenzene (S)	103	%	70-130	1		09/10/20 12:43	460-00-4	
Toluene-d8 (S)	105	%	70-130	1		09/10/20 12:43	2037-26-5	

REPORT OF LABORATORY ANALYSIS

This report shall not be reproduced, except in full,
without the written consent of Pace Analytical Services, LLC.

Pace Analytical Services, LLC
9800 Kincey Ave. Suite 100
Huntersville, NC 28078
(704)875-9092

ANALYTICAL RESULTS

Project: Colonial Pipeline (9/9 GW)
Pace Project No.: 92494640

Sample: MW-27 **Lab ID: 92494640003** Collected: 09/09/20 10:10 Received: 09/09/20 16:10 Matrix: Water

Parameters	Results	Units	Report Limit	DF	Prepared	Analyzed	CAS No.	Qual
504 GCS EDB and DBCP	Analytical Method: EPA 504.1 Preparation Method: EPA 504.1 Pace Analytical Services - Charlotte							
1,2-Dibromoethane (EDB)	ND	ug/L	0.020	1	09/10/20 17:43	09/10/20 19:53	106-93-4	
Surrogates								
1-Chloro-2-bromopropane (S)	107	%	70-130	1	09/10/20 17:43	09/10/20 19:53	301-79-56	
MADEPV	Analytical Method: MADEP VPH Preparation Method: MADEPV Pace National - Mt. Juliet							
Aliphatic (C05-C08)	ND	ug/L	100	1	09/10/20 13:05	09/10/20 13:05		
Aliphatic (C09-C12)	ND	ug/L	100	1	09/10/20 13:05	09/10/20 13:05		
Aromatic (C09-C10),Unadjusted	ND	ug/L	100	1	09/10/20 13:05	09/10/20 13:05	TPHC9C10A	
Total VPH	ND	ug/L	100	1	09/10/20 13:05	09/10/20 13:05	VPH	
Surrogates								
2,5-Dibromotoluene (FID)	92.4	%	70.0-130	1	09/10/20 13:05	09/10/20 13:05	615-59-8FID	
2,5-Dibromotoluene (PID)	89.0	%	70.0-130	1	09/10/20 13:05	09/10/20 13:05	615-59-8PID	
6010 MET ICP	Analytical Method: EPA 6010D Preparation Method: EPA 3010A Pace Analytical Services - Asheville							
Lead	ND	ug/L	5.0	1	09/10/20 02:34	09/10/20 09:00	7439-92-1	
6200B MSV	Analytical Method: SM 6200B Pace Analytical Services - Charlotte							
Benzene	ND	ug/L	0.50	1		09/10/20 13:01	71-43-2	
Bromobenzene	ND	ug/L	0.50	1		09/10/20 13:01	108-86-1	
Bromochloromethane	ND	ug/L	0.50	1		09/10/20 13:01	74-97-5	
Bromodichloromethane	ND	ug/L	0.50	1		09/10/20 13:01	75-27-4	
Bromoform	ND	ug/L	0.50	1		09/10/20 13:01	75-25-2	
Bromomethane	ND	ug/L	5.0	1		09/10/20 13:01	74-83-9	
n-Butylbenzene	ND	ug/L	0.50	1		09/10/20 13:01	104-51-8	
sec-Butylbenzene	ND	ug/L	0.50	1		09/10/20 13:01	135-98-8	
tert-Butylbenzene	ND	ug/L	0.50	1		09/10/20 13:01	98-06-6	
Carbon tetrachloride	ND	ug/L	0.50	1		09/10/20 13:01	56-23-5	
Chlorobenzene	ND	ug/L	0.50	1		09/10/20 13:01	108-90-7	
Chloroethane	ND	ug/L	1.0	1		09/10/20 13:01	75-00-3	
Chloroform	ND	ug/L	0.50	1		09/10/20 13:01	67-66-3	
Chloromethane	ND	ug/L	1.0	1		09/10/20 13:01	74-87-3	
2-Chlorotoluene	ND	ug/L	0.50	1		09/10/20 13:01	95-49-8	
4-Chlorotoluene	ND	ug/L	0.50	1		09/10/20 13:01	106-43-4	
1,2-Dibromo-3-chloropropane	ND	ug/L	1.0	1		09/10/20 13:01	96-12-8	
Dibromochloromethane	ND	ug/L	0.50	1		09/10/20 13:01	124-48-1	
Dibromomethane	ND	ug/L	0.50	1		09/10/20 13:01	74-95-3	
1,2-Dichlorobenzene	ND	ug/L	0.50	1		09/10/20 13:01	95-50-1	
1,3-Dichlorobenzene	ND	ug/L	0.50	1		09/10/20 13:01	541-73-1	
1,4-Dichlorobenzene	ND	ug/L	0.50	1		09/10/20 13:01	106-46-7	
Dichlorodifluoromethane	ND	ug/L	0.50	1		09/10/20 13:01	75-71-8	
1,1-Dichloroethane	ND	ug/L	0.50	1		09/10/20 13:01	75-34-3	
1,2-Dichloroethane	ND	ug/L	0.50	1		09/10/20 13:01	107-06-2	
1,1-Dichloroethene	ND	ug/L	0.50	1		09/10/20 13:01	75-35-4	

REPORT OF LABORATORY ANALYSIS

This report shall not be reproduced, except in full,
without the written consent of Pace Analytical Services, LLC.

Pace Analytical Services, LLC
9800 Kincey Ave. Suite 100
Huntersville, NC 28078
(704)875-9092

ANALYTICAL RESULTS

Project: Colonial Pipeline (9/9 GW)
Pace Project No.: 92494640

Sample: MW-27 **Lab ID: 92494640003** Collected: 09/09/20 10:10 Received: 09/09/20 16:10 Matrix: Water

Parameters	Results	Units	Report Limit	DF	Prepared	Analyzed	CAS No.	Qual
6200B MSV	Analytical Method: SM 6200B Pace Analytical Services - Charlotte							
cis-1,2-Dichloroethene	ND	ug/L	0.50	1		09/10/20 13:01	156-59-2	
trans-1,2-Dichloroethene	ND	ug/L	0.50	1		09/10/20 13:01	156-60-5	
1,2-Dichloropropane	ND	ug/L	0.50	1		09/10/20 13:01	78-87-5	
1,3-Dichloropropane	ND	ug/L	0.50	1		09/10/20 13:01	142-28-9	
2,2-Dichloropropane	ND	ug/L	0.50	1		09/10/20 13:01	594-20-7	
1,1-Dichloropropene	ND	ug/L	0.50	1		09/10/20 13:01	563-58-6	
cis-1,3-Dichloropropene	ND	ug/L	0.50	1		09/10/20 13:01	10061-01-5	
trans-1,3-Dichloropropene	ND	ug/L	0.50	1		09/10/20 13:01	10061-02-6	
Diisopropyl ether	ND	ug/L	0.50	1		09/10/20 13:01	108-20-3	
Ethylbenzene	ND	ug/L	0.50	1		09/10/20 13:01	100-41-4	
Hexachloro-1,3-butadiene	ND	ug/L	2.0	1		09/10/20 13:01	87-68-3	
Isopropylbenzene (Cumene)	ND	ug/L	0.50	1		09/10/20 13:01	98-82-8	
Methylene Chloride	ND	ug/L	2.0	1		09/10/20 13:01	75-09-2	
Methyl-tert-butyl ether	ND	ug/L	0.50	1		09/10/20 13:01	1634-04-4	
Naphthalene	ND	ug/L	2.0	1		09/10/20 13:01	91-20-3	
n-Propylbenzene	ND	ug/L	0.50	1		09/10/20 13:01	103-65-1	
Styrene	ND	ug/L	0.50	1		09/10/20 13:01	100-42-5	
1,1,1,2-Tetrachloroethane	ND	ug/L	0.50	1		09/10/20 13:01	630-20-6	
1,1,2,2-Tetrachloroethane	ND	ug/L	0.50	1		09/10/20 13:01	79-34-5	
Tetrachloroethene	ND	ug/L	0.50	1		09/10/20 13:01	127-18-4	
Toluene	ND	ug/L	0.50	1		09/10/20 13:01	108-88-3	
1,2,3-Trichlorobenzene	ND	ug/L	2.0	1		09/10/20 13:01	87-61-6	
1,2,4-Trichlorobenzene	ND	ug/L	2.0	1		09/10/20 13:01	120-82-1	
1,1,1-Trichloroethane	ND	ug/L	0.50	1		09/10/20 13:01	71-55-6	
1,1,2-Trichloroethane	ND	ug/L	0.50	1		09/10/20 13:01	79-00-5	
Trichloroethene	ND	ug/L	0.50	1		09/10/20 13:01	79-01-6	
Trichlorofluoromethane	ND	ug/L	1.0	1		09/10/20 13:01	75-69-4	
1,2,3-Trichloropropane	ND	ug/L	0.50	1		09/10/20 13:01	96-18-4	
1,2,4-Trimethylbenzene	ND	ug/L	0.50	1		09/10/20 13:01	95-63-6	
1,3,5-Trimethylbenzene	ND	ug/L	0.50	1		09/10/20 13:01	108-67-8	
Vinyl chloride	ND	ug/L	1.0	1		09/10/20 13:01	75-01-4	
m&p-Xylene	ND	ug/L	1.0	1		09/10/20 13:01	179601-23-1	
o-Xylene	ND	ug/L	0.50	1		09/10/20 13:01	95-47-6	
Surrogates								
1,2-Dichloroethane-d4 (S)	111	%	70-130	1		09/10/20 13:01	17060-07-0	
4-Bromofluorobenzene (S)	104	%	70-130	1		09/10/20 13:01	460-00-4	
Toluene-d8 (S)	105	%	70-130	1		09/10/20 13:01	2037-26-5	

REPORT OF LABORATORY ANALYSIS

This report shall not be reproduced, except in full,
without the written consent of Pace Analytical Services, LLC.

Pace Analytical Services, LLC
9800 Kincey Ave. Suite 100
Huntersville, NC 28078
(704)875-9092

ANALYTICAL RESULTS

Project: Colonial Pipeline (9/9 GW)
Pace Project No.: 92494640

Sample: MW-26 **Lab ID: 92494640004** Collected: 09/09/20 10:55 Received: 09/09/20 16:10 Matrix: Water

Parameters	Results	Units	Report Limit	DF	Prepared	Analyzed	CAS No.	Qual
504 GCS EDB and DBCP	Analytical Method: EPA 504.1 Preparation Method: EPA 504.1 Pace Analytical Services - Charlotte							
1,2-Dibromoethane (EDB)	ND	ug/L	0.020	1	09/10/20 17:43	09/10/20 20:04	106-93-4	
Surrogates								
1-Chloro-2-bromopropane (S)	103	%	70-130	1	09/10/20 17:43	09/10/20 20:04	301-79-56	
MADEPV	Analytical Method: MADEP VPH Preparation Method: MADEPV Pace National - Mt. Juliet							
Aliphatic (C05-C08)	ND	ug/L	100	1	09/10/20 13:38	09/10/20 13:38		
Aliphatic (C09-C12)	ND	ug/L	100	1	09/10/20 13:38	09/10/20 13:38		
Aromatic (C09-C10),Unadjusted	ND	ug/L	100	1	09/10/20 13:38	09/10/20 13:38	TPHC9C10A	
Total VPH	**114**	ug/L	100	1	09/10/20 13:38	09/10/20 13:38	VPH	
Surrogates								
2,5-Dibromotoluene (FID)	95.9	%	70.0-130	1	09/10/20 13:38	09/10/20 13:38	615-59-8FID	
2,5-Dibromotoluene (PID)	93.3	%	70.0-130	1	09/10/20 13:38	09/10/20 13:38	615-59-8PID	
6010 MET ICP	Analytical Method: EPA 6010D Preparation Method: EPA 3010A Pace Analytical Services - Asheville							
Lead	ND	ug/L	5.0	1	09/10/20 02:34	09/10/20 09:10	7439-92-1	
6200B MSV	Analytical Method: SM 6200B Pace Analytical Services - Charlotte							
Benzene	**7.7**	ug/L	0.50	1		09/10/20 13:18	71-43-2	
Bromobenzene	ND	ug/L	0.50	1		09/10/20 13:18	108-86-1	
Bromochloromethane	ND	ug/L	0.50	1		09/10/20 13:18	74-97-5	
Bromodichloromethane	ND	ug/L	0.50	1		09/10/20 13:18	75-27-4	
Bromoform	ND	ug/L	0.50	1		09/10/20 13:18	75-25-2	
Bromomethane	ND	ug/L	5.0	1		09/10/20 13:18	74-83-9	
n-Butylbenzene	ND	ug/L	0.50	1		09/10/20 13:18	104-51-8	
sec-Butylbenzene	ND	ug/L	0.50	1		09/10/20 13:18	135-98-8	
tert-Butylbenzene	ND	ug/L	0.50	1		09/10/20 13:18	98-06-6	
Carbon tetrachloride	ND	ug/L	0.50	1		09/10/20 13:18	56-23-5	
Chlorobenzene	ND	ug/L	0.50	1		09/10/20 13:18	108-90-7	
Chloroethane	ND	ug/L	1.0	1		09/10/20 13:18	75-00-3	
Chloroform	ND	ug/L	0.50	1		09/10/20 13:18	67-66-3	
Chloromethane	ND	ug/L	1.0	1		09/10/20 13:18	74-87-3	
2-Chlorotoluene	ND	ug/L	0.50	1		09/10/20 13:18	95-49-8	
4-Chlorotoluene	ND	ug/L	0.50	1		09/10/20 13:18	106-43-4	
1,2-Dibromo-3-chloropropane	ND	ug/L	1.0	1		09/10/20 13:18	96-12-8	
Dibromochloromethane	ND	ug/L	0.50	1		09/10/20 13:18	124-48-1	
Dibromomethane	ND	ug/L	0.50	1		09/10/20 13:18	74-95-3	
1,2-Dichlorobenzene	ND	ug/L	0.50	1		09/10/20 13:18	95-50-1	
1,3-Dichlorobenzene	ND	ug/L	0.50	1		09/10/20 13:18	541-73-1	
1,4-Dichlorobenzene	ND	ug/L	0.50	1		09/10/20 13:18	106-46-7	
Dichlorodifluoromethane	ND	ug/L	0.50	1		09/10/20 13:18	75-71-8	
1,1-Dichloroethane	ND	ug/L	0.50	1		09/10/20 13:18	75-34-3	
1,2-Dichloroethane	ND	ug/L	0.50	1		09/10/20 13:18	107-06-2	
1,1-Dichloroethene	ND	ug/L	0.50	1		09/10/20 13:18	75-35-4	

REPORT OF LABORATORY ANALYSIS

This report shall not be reproduced, except in full,
without the written consent of Pace Analytical Services, LLC.

Pace Analytical Services, LLC
9800 Kincey Ave. Suite 100
Huntersville, NC 28078
(704)875-9092

ANALYTICAL RESULTS

Project: Colonial Pipeline (9/9 GW)
Pace Project No.: 92494640

Sample: MW-26 **Lab ID: 92494640004** Collected: 09/09/20 10:55 Received: 09/09/20 16:10 Matrix: Water

Parameters	Results	Units	Report Limit	DF	Prepared	Analyzed	CAS No.	Qual
6200B MSV	Analytical Method: SM 6200B Pace Analytical Services - Charlotte							
cis-1,2-Dichloroethene	ND	ug/L	0.50	1		09/10/20 13:18	156-59-2	
trans-1,2-Dichloroethene	ND	ug/L	0.50	1		09/10/20 13:18	156-60-5	
1,2-Dichloropropane	ND	ug/L	0.50	1		09/10/20 13:18	78-87-5	
1,3-Dichloropropane	ND	ug/L	0.50	1		09/10/20 13:18	142-28-9	
2,2-Dichloropropane	ND	ug/L	0.50	1		09/10/20 13:18	594-20-7	
1,1-Dichloropropene	ND	ug/L	0.50	1		09/10/20 13:18	563-58-6	
cis-1,3-Dichloropropene	ND	ug/L	0.50	1		09/10/20 13:18	10061-01-5	
trans-1,3-Dichloropropene	ND	ug/L	0.50	1		09/10/20 13:18	10061-02-6	
Diisopropyl ether	**1.3**	ug/L	0.50	1		09/10/20 13:18	108-20-3	
Ethylbenzene	**1.8**	ug/L	0.50	1		09/10/20 13:18	100-41-4	
Hexachloro-1,3-butadiene	ND	ug/L	2.0	1		09/10/20 13:18	87-68-3	
Isopropylbenzene (Cumene)	ND	ug/L	0.50	1		09/10/20 13:18	98-82-8	
Methylene Chloride	ND	ug/L	2.0	1		09/10/20 13:18	75-09-2	
Methyl-tert-butyl ether	ND	ug/L	0.50	1		09/10/20 13:18	1634-04-4	
Naphthalene	ND	ug/L	2.0	1		09/10/20 13:18	91-20-3	
n-Propylbenzene	ND	ug/L	0.50	1		09/10/20 13:18	103-65-1	
Styrene	ND	ug/L	0.50	1		09/10/20 13:18	100-42-5	
1,1,1,2-Tetrachloroethane	ND	ug/L	0.50	1		09/10/20 13:18	630-20-6	
1,1,2,2-Tetrachloroethane	ND	ug/L	0.50	1		09/10/20 13:18	79-34-5	
Tetrachloroethene	ND	ug/L	0.50	1		09/10/20 13:18	127-18-4	
Toluene	**22.6**	ug/L	0.50	1		09/10/20 13:18	108-88-3	
1,2,3-Trichlorobenzene	ND	ug/L	2.0	1		09/10/20 13:18	87-61-6	
1,2,4-Trichlorobenzene	ND	ug/L	2.0	1		09/10/20 13:18	120-82-1	
1,1,1-Trichloroethane	ND	ug/L	0.50	1		09/10/20 13:18	71-55-6	
1,1,2-Trichloroethane	ND	ug/L	0.50	1		09/10/20 13:18	79-00-5	
Trichloroethene	ND	ug/L	0.50	1		09/10/20 13:18	79-01-6	
Trichlorofluoromethane	ND	ug/L	1.0	1		09/10/20 13:18	75-69-4	
1,2,3-Trichloropropane	ND	ug/L	0.50	1		09/10/20 13:18	96-18-4	
1,2,4-Trimethylbenzene	**0.69**	ug/L	0.50	1		09/10/20 13:18	95-63-6	
1,3,5-Trimethylbenzene	ND	ug/L	0.50	1		09/10/20 13:18	108-67-8	
Vinyl chloride	ND	ug/L	1.0	1		09/10/20 13:18	75-01-4	
m&p-Xylene	**6.4**	ug/L	1.0	1		09/10/20 13:18	179601-23-1	
o-Xylene	**3.1**	ug/L	0.50	1		09/10/20 13:18	95-47-6	
Surrogates								
1,2-Dichloroethane-d4 (S)	111	%	70-130	1		09/10/20 13:18	17060-07-0	
4-Bromofluorobenzene (S)	103	%	70-130	1		09/10/20 13:18	460-00-4	
Toluene-d8 (S)	104	%	70-130	1		09/10/20 13:18	2037-26-5	

REPORT OF LABORATORY ANALYSIS

This report shall not be reproduced, except in full,
without the written consent of Pace Analytical Services, LLC.

Pace Analytical Services, LLC
9800 Kincey Ave. Suite 100
Huntersville, NC 28078
(704)875-9092

ANALYTICAL RESULTS

Project: Colonial Pipeline (9/9 GW)
Pace Project No.: 92494640

Sample: MW-22 **Lab ID: 92494640005** Collected: 09/09/20 11:20 Received: 09/09/20 16:10 Matrix: Water

Parameters	Results	Units	Report Limit	DF	Prepared	Analyzed	CAS No.	Qual
504 GCS EDB and DBCP	Analytical Method: EPA 504.1 Preparation Method: EPA 504.1 Pace Analytical Services - Charlotte							
1,2-Dibromoethane (EDB)	ND	ug/L	0.020	1	09/10/20 17:43	09/10/20 20:16	106-93-4	
Surrogates								
1-Chloro-2-bromopropane (S)	103	%	70-130	1	09/10/20 17:43	09/10/20 20:16	301-79-56	
MADEPV	Analytical Method: MADEP VPH Preparation Method: MADEPV Pace National - Mt. Juliet							
Aliphatic (C05-C08)	ND	ug/L	100	1	09/10/20 14:11	09/10/20 14:11		
Aliphatic (C09-C12)	ND	ug/L	100	1	09/10/20 14:11	09/10/20 14:11		
Aromatic (C09-C10),Unadjusted	ND	ug/L	100	1	09/10/20 14:11	09/10/20 14:11	TPHC9C10A	
Total VPH	ND	ug/L	100	1	09/10/20 14:11	09/10/20 14:11	VPH	
Surrogates								
2,5-Dibromotoluene (FID)	95.5	%	70.0-130	1	09/10/20 14:11	09/10/20 14:11	615-59-8FID	
2,5-Dibromotoluene (PID)	94.2	%	70.0-130	1	09/10/20 14:11	09/10/20 14:11	615-59-8PID	
6010 MET ICP	Analytical Method: EPA 6010D Preparation Method: EPA 3010A Pace Analytical Services - Asheville							
Lead	ND	ug/L	5.0	1	09/10/20 02:34	09/10/20 09:13	7439-92-1	
6200B MSV	Analytical Method: SM 6200B Pace Analytical Services - Charlotte							
Benzene	**14.5**	ug/L	0.50	1		09/10/20 13:36	71-43-2	
Bromobenzene	ND	ug/L	0.50	1		09/10/20 13:36	108-86-1	
Bromochloromethane	ND	ug/L	0.50	1		09/10/20 13:36	74-97-5	
Bromodichloromethane	ND	ug/L	0.50	1		09/10/20 13:36	75-27-4	
Bromoform	ND	ug/L	0.50	1		09/10/20 13:36	75-25-2	
Bromomethane	ND	ug/L	5.0	1		09/10/20 13:36	74-83-9	
n-Butylbenzene	ND	ug/L	0.50	1		09/10/20 13:36	104-51-8	
sec-Butylbenzene	ND	ug/L	0.50	1		09/10/20 13:36	135-98-8	
tert-Butylbenzene	ND	ug/L	0.50	1		09/10/20 13:36	98-06-6	
Carbon tetrachloride	ND	ug/L	0.50	1		09/10/20 13:36	56-23-5	
Chlorobenzene	ND	ug/L	0.50	1		09/10/20 13:36	108-90-7	
Chloroethane	ND	ug/L	1.0	1		09/10/20 13:36	75-00-3	
Chloroform	ND	ug/L	0.50	1		09/10/20 13:36	67-66-3	
Chloromethane	ND	ug/L	1.0	1		09/10/20 13:36	74-87-3	
2-Chlorotoluene	ND	ug/L	0.50	1		09/10/20 13:36	95-49-8	
4-Chlorotoluene	ND	ug/L	0.50	1		09/10/20 13:36	106-43-4	
1,2-Dibromo-3-chloropropane	ND	ug/L	1.0	1		09/10/20 13:36	96-12-8	
Dibromochloromethane	ND	ug/L	0.50	1		09/10/20 13:36	124-48-1	
Dibromomethane	ND	ug/L	0.50	1		09/10/20 13:36	74-95-3	
1,2-Dichlorobenzene	ND	ug/L	0.50	1		09/10/20 13:36	95-50-1	
1,3-Dichlorobenzene	ND	ug/L	0.50	1		09/10/20 13:36	541-73-1	
1,4-Dichlorobenzene	ND	ug/L	0.50	1		09/10/20 13:36	106-46-7	
Dichlorodifluoromethane	ND	ug/L	0.50	1		09/10/20 13:36	75-71-8	
1,1-Dichloroethane	ND	ug/L	0.50	1		09/10/20 13:36	75-34-3	
1,2-Dichloroethane	ND	ug/L	0.50	1		09/10/20 13:36	107-06-2	
1,1-Dichloroethene	ND	ug/L	0.50	1		09/10/20 13:36	75-35-4	

REPORT OF LABORATORY ANALYSIS

This report shall not be reproduced, except in full,
without the written consent of Pace Analytical Services, LLC.

Pace Analytical Services, LLC
9800 Kincey Ave. Suite 100
Huntersville, NC 28078
(704)875-9092

ANALYTICAL RESULTS

Project: Colonial Pipeline (9/9 GW)
Pace Project No.: 92494640

Sample: MW-22 **Lab ID: 92494640005** Collected: 09/09/20 11:20 Received: 09/09/20 16:10 Matrix: Water

Parameters	Results	Units	Report Limit	DF	Prepared	Analyzed	CAS No.	Qual
6200B MSV	Analytical Method: SM 6200B Pace Analytical Services - Charlotte							
cis-1,2-Dichloroethene	ND	ug/L	0.50	1		09/10/20 13:36	156-59-2	
trans-1,2-Dichloroethene	ND	ug/L	0.50	1		09/10/20 13:36	156-60-5	
1,2-Dichloropropane	ND	ug/L	0.50	1		09/10/20 13:36	78-87-5	
1,3-Dichloropropane	ND	ug/L	0.50	1		09/10/20 13:36	142-28-9	
2,2-Dichloropropane	ND	ug/L	0.50	1		09/10/20 13:36	594-20-7	
1,1-Dichloropropene	ND	ug/L	0.50	1		09/10/20 13:36	563-58-6	
cis-1,3-Dichloropropene	ND	ug/L	0.50	1		09/10/20 13:36	10061-01-5	
trans-1,3-Dichloropropene	ND	ug/L	0.50	1		09/10/20 13:36	10061-02-6	
Diisopropyl ether	**4.4**	ug/L	0.50	1		09/10/20 13:36	108-20-3	
Ethylbenzene	ND	ug/L	0.50	1		09/10/20 13:36	100-41-4	
Hexachloro-1,3-butadiene	ND	ug/L	2.0	1		09/10/20 13:36	87-68-3	
Isopropylbenzene (Cumene)	ND	ug/L	0.50	1		09/10/20 13:36	98-82-8	
Methylene Chloride	ND	ug/L	2.0	1		09/10/20 13:36	75-09-2	
Methyl-tert-butyl ether	ND	ug/L	0.50	1		09/10/20 13:36	1634-04-4	
Naphthalene	ND	ug/L	2.0	1		09/10/20 13:36	91-20-3	
n-Propylbenzene	ND	ug/L	0.50	1		09/10/20 13:36	103-65-1	
Styrene	ND	ug/L	0.50	1		09/10/20 13:36	100-42-5	
1,1,1,2-Tetrachloroethane	ND	ug/L	0.50	1		09/10/20 13:36	630-20-6	
1,1,2,2-Tetrachloroethane	ND	ug/L	0.50	1		09/10/20 13:36	79-34-5	
Tetrachloroethene	ND	ug/L	0.50	1		09/10/20 13:36	127-18-4	
Toluene	ND	ug/L	0.50	1		09/10/20 13:36	108-88-3	
1,2,3-Trichlorobenzene	ND	ug/L	2.0	1		09/10/20 13:36	87-61-6	
1,2,4-Trichlorobenzene	ND	ug/L	2.0	1		09/10/20 13:36	120-82-1	
1,1,1-Trichloroethane	ND	ug/L	0.50	1		09/10/20 13:36	71-55-6	
1,1,2-Trichloroethane	ND	ug/L	0.50	1		09/10/20 13:36	79-00-5	
Trichloroethene	ND	ug/L	0.50	1		09/10/20 13:36	79-01-6	
Trichlorofluoromethane	ND	ug/L	1.0	1		09/10/20 13:36	75-69-4	
1,2,3-Trichloropropane	ND	ug/L	0.50	1		09/10/20 13:36	96-18-4	
1,2,4-Trimethylbenzene	ND	ug/L	0.50	1		09/10/20 13:36	95-63-6	
1,3,5-Trimethylbenzene	ND	ug/L	0.50	1		09/10/20 13:36	108-67-8	
Vinyl chloride	ND	ug/L	1.0	1		09/10/20 13:36	75-01-4	
m&p-Xylene	ND	ug/L	1.0	1		09/10/20 13:36	179601-23-1	
o-Xylene	**3.2**	ug/L	0.50	1		09/10/20 13:36	95-47-6	
Surrogates								
1,2-Dichloroethane-d4 (S)	112	%	70-130	1		09/10/20 13:36	17060-07-0	
4-Bromofluorobenzene (S)	104	%	70-130	1		09/10/20 13:36	460-00-4	
Toluene-d8 (S)	104	%	70-130	1		09/10/20 13:36	2037-26-5	

REPORT OF LABORATORY ANALYSIS

This report shall not be reproduced, except in full,
without the written consent of Pace Analytical Services, LLC.

Pace Analytical Services, LLC
9800 Kincey Ave. Suite 100
Huntersville, NC 28078
(704)875-9092

ANALYTICAL RESULTS

Project: Colonial Pipeline (9/9 GW)
Pace Project No.: 92494640

Sample: MW-20 **Lab ID: 92494640006** Collected: 09/09/20 12:55 Received: 09/09/20 16:10 Matrix: Water

Parameters	Results	Units	Report Limit	DF	Prepared	Analyzed	CAS No.	Qual
504 GCS EDB and DBCP	Analytical Method: EPA 504.1 Preparation Method: EPA 504.1 Pace Analytical Services - Charlotte							
1,2-Dibromoethane (EDB)	ND	ug/L	0.020	1	09/10/20 17:43	09/10/20 20:28	106-93-4	
Surrogates								
1-Chloro-2-bromopropane (S)	109	%	70-130	1	09/10/20 17:43	09/10/20 20:28	301-79-56	
MADEPV	Analytical Method: MADEP VPH Preparation Method: MADEPV Pace National - Mt. Juliet							
Aliphatic (C05-C08)	ND	ug/L	100	1	09/10/20 14:44	09/10/20 14:44		
Aliphatic (C09-C12)	ND	ug/L	100	1	09/10/20 14:44	09/10/20 14:44		
Aromatic (C09-C10),Unadjusted	ND	ug/L	100	1	09/10/20 14:44	09/10/20 14:44	TPHC9C10A	
Total VPH	ND	ug/L	100	1	09/10/20 14:44	09/10/20 14:44	VPH	
Surrogates								
2,5-Dibromotoluene (FID)	97.2	%	70.0-130	1	09/10/20 14:44	09/10/20 14:44	615-59-8FID	
2,5-Dibromotoluene (PID)	94.1	%	70.0-130	1	09/10/20 14:44	09/10/20 14:44	615-59-8PID	
6010 MET ICP	Analytical Method: EPA 6010D Preparation Method: EPA 3010A Pace Analytical Services - Asheville							
Lead	ND	ug/L	5.0	1	09/10/20 02:34	09/10/20 09:17	7439-92-1	
6200B MSV	Analytical Method: SM 6200B Pace Analytical Services - Charlotte							
Benzene	ND	ug/L	0.50	1		09/10/20 13:54	71-43-2	
Bromobenzene	ND	ug/L	0.50	1		09/10/20 13:54	108-86-1	
Bromochloromethane	ND	ug/L	0.50	1		09/10/20 13:54	74-97-5	
Bromodichloromethane	ND	ug/L	0.50	1		09/10/20 13:54	75-27-4	
Bromoform	ND	ug/L	0.50	1		09/10/20 13:54	75-25-2	
Bromomethane	ND	ug/L	5.0	1		09/10/20 13:54	74-83-9	
n-Butylbenzene	ND	ug/L	0.50	1		09/10/20 13:54	104-51-8	
sec-Butylbenzene	ND	ug/L	0.50	1		09/10/20 13:54	135-98-8	
tert-Butylbenzene	ND	ug/L	0.50	1		09/10/20 13:54	98-06-6	
Carbon tetrachloride	ND	ug/L	0.50	1		09/10/20 13:54	56-23-5	
Chlorobenzene	ND	ug/L	0.50	1		09/10/20 13:54	108-90-7	
Chloroethane	ND	ug/L	1.0	1		09/10/20 13:54	75-00-3	
Chloroform	**0.77**	ug/L	0.50	1		09/10/20 13:54	67-66-3	
Chloromethane	ND	ug/L	1.0	1		09/10/20 13:54	74-87-3	
2-Chlorotoluene	ND	ug/L	0.50	1		09/10/20 13:54	95-49-8	
4-Chlorotoluene	ND	ug/L	0.50	1		09/10/20 13:54	106-43-4	
1,2-Dibromo-3-chloropropane	ND	ug/L	1.0	1		09/10/20 13:54	96-12-8	
Dibromochloromethane	ND	ug/L	0.50	1		09/10/20 13:54	124-48-1	
Dibromomethane	ND	ug/L	0.50	1		09/10/20 13:54	74-95-3	
1,2-Dichlorobenzene	ND	ug/L	0.50	1		09/10/20 13:54	95-50-1	
1,3-Dichlorobenzene	ND	ug/L	0.50	1		09/10/20 13:54	541-73-1	
1,4-Dichlorobenzene	ND	ug/L	0.50	1		09/10/20 13:54	106-46-7	
Dichlorodifluoromethane	ND	ug/L	0.50	1		09/10/20 13:54	75-71-8	
1,1-Dichloroethane	ND	ug/L	0.50	1		09/10/20 13:54	75-34-3	
1,2-Dichloroethane	ND	ug/L	0.50	1		09/10/20 13:54	107-06-2	
1,1-Dichloroethene	ND	ug/L	0.50	1		09/10/20 13:54	75-35-4	

REPORT OF LABORATORY ANALYSIS

This report shall not be reproduced, except in full,
without the written consent of Pace Analytical Services, LLC.

Pace Analytical Services, LLC
9800 Kincey Ave. Suite 100
Huntersville, NC 28078
(704)875-9092

ANALYTICAL RESULTS

Project: Colonial Pipeline (9/9 GW)
Pace Project No.: 92494640

Sample: MW-20 **Lab ID: 92494640006** Collected: 09/09/20 12:55 Received: 09/09/20 16:10 Matrix: Water

Parameters	Results	Units	Report Limit	DF	Prepared	Analyzed	CAS No.	Qual
6200B MSV	Analytical Method: SM 6200B Pace Analytical Services - Charlotte							
cis-1,2-Dichloroethene	ND	ug/L	0.50	1		09/10/20 13:54	156-59-2	
trans-1,2-Dichloroethene	ND	ug/L	0.50	1		09/10/20 13:54	156-60-5	
1,2-Dichloropropane	ND	ug/L	0.50	1		09/10/20 13:54	78-87-5	
1,3-Dichloropropane	ND	ug/L	0.50	1		09/10/20 13:54	142-28-9	
2,2-Dichloropropane	ND	ug/L	0.50	1		09/10/20 13:54	594-20-7	
1,1-Dichloropropene	ND	ug/L	0.50	1		09/10/20 13:54	563-58-6	
cis-1,3-Dichloropropene	ND	ug/L	0.50	1		09/10/20 13:54	10061-01-5	
trans-1,3-Dichloropropene	ND	ug/L	0.50	1		09/10/20 13:54	10061-02-6	
Diisopropyl ether	ND	ug/L	0.50	1		09/10/20 13:54	108-20-3	
Ethylbenzene	ND	ug/L	0.50	1		09/10/20 13:54	100-41-4	
Hexachloro-1,3-butadiene	ND	ug/L	2.0	1		09/10/20 13:54	87-68-3	
Isopropylbenzene (Cumene)	ND	ug/L	0.50	1		09/10/20 13:54	98-82-8	
Methylene Chloride	ND	ug/L	2.0	1		09/10/20 13:54	75-09-2	
Methyl-tert-butyl ether	ND	ug/L	0.50	1		09/10/20 13:54	1634-04-4	
Naphthalene	ND	ug/L	2.0	1		09/10/20 13:54	91-20-3	
n-Propylbenzene	ND	ug/L	0.50	1		09/10/20 13:54	103-65-1	
Styrene	ND	ug/L	0.50	1		09/10/20 13:54	100-42-5	
1,1,1,2-Tetrachloroethane	ND	ug/L	0.50	1		09/10/20 13:54	630-20-6	
1,1,2,2-Tetrachloroethane	ND	ug/L	0.50	1		09/10/20 13:54	79-34-5	
Tetrachloroethene	ND	ug/L	0.50	1		09/10/20 13:54	127-18-4	
Toluene	ND	ug/L	0.50	1		09/10/20 13:54	108-88-3	
1,2,3-Trichlorobenzene	ND	ug/L	2.0	1		09/10/20 13:54	87-61-6	
1,2,4-Trichlorobenzene	ND	ug/L	2.0	1		09/10/20 13:54	120-82-1	
1,1,1-Trichloroethane	ND	ug/L	0.50	1		09/10/20 13:54	71-55-6	
1,1,2-Trichloroethane	ND	ug/L	0.50	1		09/10/20 13:54	79-00-5	
Trichloroethene	ND	ug/L	0.50	1		09/10/20 13:54	79-01-6	
Trichlorofluoromethane	ND	ug/L	1.0	1		09/10/20 13:54	75-69-4	
1,2,3-Trichloropropane	ND	ug/L	0.50	1		09/10/20 13:54	96-18-4	
1,2,4-Trimethylbenzene	ND	ug/L	0.50	1		09/10/20 13:54	95-63-6	
1,3,5-Trimethylbenzene	ND	ug/L	0.50	1		09/10/20 13:54	108-67-8	
Vinyl chloride	ND	ug/L	1.0	1		09/10/20 13:54	75-01-4	
m&p-Xylene	ND	ug/L	1.0	1		09/10/20 13:54	179601-23-1	
o-Xylene	ND	ug/L	0.50	1		09/10/20 13:54	95-47-6	
Surrogates								
1,2-Dichloroethane-d4 (S)	110	%	70-130	1		09/10/20 13:54	17060-07-0	
4-Bromofluorobenzene (S)	106	%	70-130	1		09/10/20 13:54	460-00-4	
Toluene-d8 (S)	106	%	70-130	1		09/10/20 13:54	2037-26-5	

REPORT OF LABORATORY ANALYSIS

This report shall not be reproduced, except in full,
without the written consent of Pace Analytical Services, LLC.

Pace Analytical Services, LLC
9800 Kincey Ave. Suite 100
Huntersville, NC 28078
(704)875-9092

ANALYTICAL RESULTS

Project: Colonial Pipeline (9/9 GW)
Pace Project No.: 92494640

Sample: MW-18 **Lab ID: 92494640007** Collected: 09/09/20 13:40 Received: 09/09/20 16:10 Matrix: Water

Parameters	Results	Units	Report Limit	DF	Prepared	Analyzed	CAS No.	Qual
504 GCS EDB and DBCP	Analytical Method: EPA 504.1 Preparation Method: EPA 504.1 Pace Analytical Services - Charlotte							
1,2-Dibromoethane (EDB)	ND	ug/L	0.020	1	09/10/20 17:43	09/10/20 20:40	106-93-4	
Surrogates								
1-Chloro-2-bromopropane (S)	103	%	70-130	1	09/10/20 17:43	09/10/20 20:40	301-79-56	
MADEPV	Analytical Method: MADEP VPH Preparation Method: MADEPV Pace National - Mt. Juliet							
Aliphatic (C05-C08)	ND	ug/L	100	1	09/10/20 15:17	09/10/20 15:17		
Aliphatic (C09-C12)	ND	ug/L	100	1	09/10/20 15:17	09/10/20 15:17		
Aromatic (C09-C10),Unadjusted	ND	ug/L	100	1	09/10/20 15:17	09/10/20 15:17	TPHC9C10A	
Total VPH	ND	ug/L	100	1	09/10/20 15:17	09/10/20 15:17	VPH	
Surrogates								
2,5-Dibromotoluene (FID)	95.4	%	70.0-130	1	09/10/20 15:17	09/10/20 15:17	615-59-8FID	
2,5-Dibromotoluene (PID)	95.4	%	70.0-130	1	09/10/20 15:17	09/10/20 15:17	615-59-8PID	
6010 MET ICP	Analytical Method: EPA 6010D Preparation Method: EPA 3010A Pace Analytical Services - Asheville							
Lead	ND	ug/L	5.0	1	09/10/20 02:34	09/10/20 09:20	7439-92-1	
6200B MSV	Analytical Method: SM 6200B Pace Analytical Services - Charlotte							
Benzene	ND	ug/L	0.50	1		09/10/20 14:11	71-43-2	
Bromobenzene	ND	ug/L	0.50	1		09/10/20 14:11	108-86-1	
Bromochloromethane	ND	ug/L	0.50	1		09/10/20 14:11	74-97-5	
Bromodichloromethane	ND	ug/L	0.50	1		09/10/20 14:11	75-27-4	
Bromoform	ND	ug/L	0.50	1		09/10/20 14:11	75-25-2	
Bromomethane	ND	ug/L	5.0	1		09/10/20 14:11	74-83-9	
n-Butylbenzene	ND	ug/L	0.50	1		09/10/20 14:11	104-51-8	
sec-Butylbenzene	ND	ug/L	0.50	1		09/10/20 14:11	135-98-8	
tert-Butylbenzene	ND	ug/L	0.50	1		09/10/20 14:11	98-06-6	
Carbon tetrachloride	ND	ug/L	0.50	1		09/10/20 14:11	56-23-5	
Chlorobenzene	ND	ug/L	0.50	1		09/10/20 14:11	108-90-7	
Chloroethane	ND	ug/L	1.0	1		09/10/20 14:11	75-00-3	
Chloroform	ND	ug/L	0.50	1		09/10/20 14:11	67-66-3	
Chloromethane	ND	ug/L	1.0	1		09/10/20 14:11	74-87-3	
2-Chlorotoluene	ND	ug/L	0.50	1		09/10/20 14:11	95-49-8	
4-Chlorotoluene	ND	ug/L	0.50	1		09/10/20 14:11	106-43-4	
1,2-Dibromo-3-chloropropane	ND	ug/L	1.0	1		09/10/20 14:11	96-12-8	
Dibromochloromethane	ND	ug/L	0.50	1		09/10/20 14:11	124-48-1	
Dibromomethane	ND	ug/L	0.50	1		09/10/20 14:11	74-95-3	
1,2-Dichlorobenzene	ND	ug/L	0.50	1		09/10/20 14:11	95-50-1	
1,3-Dichlorobenzene	ND	ug/L	0.50	1		09/10/20 14:11	541-73-1	
1,4-Dichlorobenzene	ND	ug/L	0.50	1		09/10/20 14:11	106-46-7	
Dichlorodifluoromethane	ND	ug/L	0.50	1		09/10/20 14:11	75-71-8	
1,1-Dichloroethane	ND	ug/L	0.50	1		09/10/20 14:11	75-34-3	
1,2-Dichloroethane	ND	ug/L	0.50	1		09/10/20 14:11	107-06-2	
1,1-Dichloroethene	ND	ug/L	0.50	1		09/10/20 14:11	75-35-4	

REPORT OF LABORATORY ANALYSIS

This report shall not be reproduced, except in full,
without the written consent of Pace Analytical Services, LLC.

Pace Analytical Services, LLC
9800 Kincey Ave. Suite 100
Huntersville, NC 28078
(704)875-9092

ANALYTICAL RESULTS

Project: Colonial Pipeline (9/9 GW)
Pace Project No.: 92494640

Sample: MW-18 **Lab ID: 92494640007** Collected: 09/09/20 13:40 Received: 09/09/20 16:10 Matrix: Water

Parameters	Results	Units	Report Limit	DF	Prepared	Analyzed	CAS No.	Qual
6200B MSV	Analytical Method: SM 6200B Pace Analytical Services - Charlotte							
cis-1,2-Dichloroethene	ND	ug/L	0.50	1		09/10/20 14:11	156-59-2	
trans-1,2-Dichloroethene	ND	ug/L	0.50	1		09/10/20 14:11	156-60-5	
1,2-Dichloropropane	ND	ug/L	0.50	1		09/10/20 14:11	78-87-5	
1,3-Dichloropropane	ND	ug/L	0.50	1		09/10/20 14:11	142-28-9	
2,2-Dichloropropane	ND	ug/L	0.50	1		09/10/20 14:11	594-20-7	
1,1-Dichloropropene	ND	ug/L	0.50	1		09/10/20 14:11	563-58-6	
cis-1,3-Dichloropropene	ND	ug/L	0.50	1		09/10/20 14:11	10061-01-5	
trans-1,3-Dichloropropene	ND	ug/L	0.50	1		09/10/20 14:11	10061-02-6	
Diisopropyl ether	ND	ug/L	0.50	1		09/10/20 14:11	108-20-3	
Ethylbenzene	ND	ug/L	0.50	1		09/10/20 14:11	100-41-4	
Hexachloro-1,3-butadiene	ND	ug/L	2.0	1		09/10/20 14:11	87-68-3	
Isopropylbenzene (Cumene)	ND	ug/L	0.50	1		09/10/20 14:11	98-82-8	
Methylene Chloride	ND	ug/L	2.0	1		09/10/20 14:11	75-09-2	
Methyl-tert-butyl ether	ND	ug/L	0.50	1		09/10/20 14:11	1634-04-4	
Naphthalene	ND	ug/L	2.0	1		09/10/20 14:11	91-20-3	
n-Propylbenzene	ND	ug/L	0.50	1		09/10/20 14:11	103-65-1	
Styrene	ND	ug/L	0.50	1		09/10/20 14:11	100-42-5	
1,1,1,2-Tetrachloroethane	ND	ug/L	0.50	1		09/10/20 14:11	630-20-6	
1,1,2,2-Tetrachloroethane	ND	ug/L	0.50	1		09/10/20 14:11	79-34-5	
Tetrachloroethene	ND	ug/L	0.50	1		09/10/20 14:11	127-18-4	
Toluene	ND	ug/L	0.50	1		09/10/20 14:11	108-88-3	
1,2,3-Trichlorobenzene	ND	ug/L	2.0	1		09/10/20 14:11	87-61-6	
1,2,4-Trichlorobenzene	ND	ug/L	2.0	1		09/10/20 14:11	120-82-1	
1,1,1-Trichloroethane	ND	ug/L	0.50	1		09/10/20 14:11	71-55-6	
1,1,2-Trichloroethane	ND	ug/L	0.50	1		09/10/20 14:11	79-00-5	
Trichloroethene	ND	ug/L	0.50	1		09/10/20 14:11	79-01-6	
Trichlorofluoromethane	ND	ug/L	1.0	1		09/10/20 14:11	75-69-4	
1,2,3-Trichloropropane	ND	ug/L	0.50	1		09/10/20 14:11	96-18-4	
1,2,4-Trimethylbenzene	ND	ug/L	0.50	1		09/10/20 14:11	95-63-6	
1,3,5-Trimethylbenzene	ND	ug/L	0.50	1		09/10/20 14:11	108-67-8	
Vinyl chloride	ND	ug/L	1.0	1		09/10/20 14:11	75-01-4	
m&p-Xylene	ND	ug/L	1.0	1		09/10/20 14:11	179601-23-1	
o-Xylene	ND	ug/L	0.50	1		09/10/20 14:11	95-47-6	
Surrogates								
1,2-Dichloroethane-d4 (S)	110	%	70-130	1		09/10/20 14:11	17060-07-0	
4-Bromofluorobenzene (S)	101	%	70-130	1		09/10/20 14:11	460-00-4	
Toluene-d8 (S)	102	%	70-130	1		09/10/20 14:11	2037-26-5	

REPORT OF LABORATORY ANALYSIS

This report shall not be reproduced, except in full,
without the written consent of Pace Analytical Services, LLC.

Pace Analytical Services, LLC
9800 Kincey Ave. Suite 100
Huntersville, NC 28078
(704)875-9092

ANALYTICAL RESULTS

Project: Colonial Pipeline (9/9 GW)
Pace Project No.: 92494640

Sample: MW-15 **Lab ID: 92494640008** Collected: 09/09/20 14:05 Received: 09/09/20 16:10 Matrix: Water

Parameters	Results	Units	Report Limit	DF	Prepared	Analyzed	CAS No.	Qual
504 GCS EDB and DBCP	Analytical Method: EPA 504.1 Preparation Method: EPA 504.1 Pace Analytical Services - Charlotte							
1,2-Dibromoethane (EDB)	ND	ug/L	0.020	1	09/10/20 17:43	09/10/20 20:52	106-93-4	
Surrogates								
1-Chloro-2-bromopropane (S)	108	%	70-130	1	09/10/20 17:43	09/10/20 20:52	301-79-56	
MADEPV	Analytical Method: MADEP VPH Preparation Method: MADEPV Pace National - Mt. Juliet							
Aliphatic (C05-C08)	ND	ug/L	100	1	09/10/20 15:50	09/10/20 15:50		
Aliphatic (C09-C12)	ND	ug/L	100	1	09/10/20 15:50	09/10/20 15:50		
Aromatic (C09-C10),Unadjusted	ND	ug/L	100	1	09/10/20 15:50	09/10/20 15:50	TPHC9C10A	
Total VPH	ND	ug/L	100	1	09/10/20 15:50	09/10/20 15:50	VPH	
Surrogates								
2,5-Dibromotoluene (FID)	96.8	%	70.0-130	1	09/10/20 15:50	09/10/20 15:50	615-59-8FID	
2,5-Dibromotoluene (PID)	93.7	%	70.0-130	1	09/10/20 15:50	09/10/20 15:50	615-59-8PID	
6010 MET ICP	Analytical Method: EPA 6010D Preparation Method: EPA 3010A Pace Analytical Services - Asheville							
Lead	ND	ug/L	5.0	1	09/10/20 02:34	09/10/20 09:23	7439-92-1	
6200B MSV	Analytical Method: SM 6200B Pace Analytical Services - Charlotte							
Benzene	ND	ug/L	0.50	1		09/10/20 14:29	71-43-2	
Bromobenzene	ND	ug/L	0.50	1		09/10/20 14:29	108-86-1	
Bromochloromethane	ND	ug/L	0.50	1		09/10/20 14:29	74-97-5	
Bromodichloromethane	ND	ug/L	0.50	1		09/10/20 14:29	75-27-4	
Bromoform	ND	ug/L	0.50	1		09/10/20 14:29	75-25-2	
Bromomethane	ND	ug/L	5.0	1		09/10/20 14:29	74-83-9	
n-Butylbenzene	ND	ug/L	0.50	1		09/10/20 14:29	104-51-8	
sec-Butylbenzene	ND	ug/L	0.50	1		09/10/20 14:29	135-98-8	
tert-Butylbenzene	ND	ug/L	0.50	1		09/10/20 14:29	98-06-6	
Carbon tetrachloride	ND	ug/L	0.50	1		09/10/20 14:29	56-23-5	
Chlorobenzene	ND	ug/L	0.50	1		09/10/20 14:29	108-90-7	
Chloroethane	ND	ug/L	1.0	1		09/10/20 14:29	75-00-3	
Chloroform	ND	ug/L	0.50	1		09/10/20 14:29	67-66-3	
Chloromethane	ND	ug/L	1.0	1		09/10/20 14:29	74-87-3	
2-Chlorotoluene	ND	ug/L	0.50	1		09/10/20 14:29	95-49-8	
4-Chlorotoluene	ND	ug/L	0.50	1		09/10/20 14:29	106-43-4	
1,2-Dibromo-3-chloropropane	ND	ug/L	1.0	1		09/10/20 14:29	96-12-8	
Dibromochloromethane	ND	ug/L	0.50	1		09/10/20 14:29	124-48-1	
Dibromomethane	ND	ug/L	0.50	1		09/10/20 14:29	74-95-3	
1,2-Dichlorobenzene	ND	ug/L	0.50	1		09/10/20 14:29	95-50-1	
1,3-Dichlorobenzene	ND	ug/L	0.50	1		09/10/20 14:29	541-73-1	
1,4-Dichlorobenzene	ND	ug/L	0.50	1		09/10/20 14:29	106-46-7	
Dichlorodifluoromethane	ND	ug/L	0.50	1		09/10/20 14:29	75-71-8	
1,1-Dichloroethane	ND	ug/L	0.50	1		09/10/20 14:29	75-34-3	
1,2-Dichloroethane	ND	ug/L	0.50	1		09/10/20 14:29	107-06-2	
1,1-Dichloroethene	ND	ug/L	0.50	1		09/10/20 14:29	75-35-4	

REPORT OF LABORATORY ANALYSIS

This report shall not be reproduced, except in full,
without the written consent of Pace Analytical Services, LLC.

Pace Analytical Services, LLC
9800 Kincey Ave. Suite 100
Huntersville, NC 28078
(704)875-9092

ANALYTICAL RESULTS

Project: Colonial Pipeline (9/9 GW)
Pace Project No.: 92494640

Sample: MW-15 **Lab ID: 92494640008** Collected: 09/09/20 14:05 Received: 09/09/20 16:10 Matrix: Water

Parameters	Results	Units	Report Limit	DF	Prepared	Analyzed	CAS No.	Qual
6200B MSV	Analytical Method: SM 6200B Pace Analytical Services - Charlotte							
cis-1,2-Dichloroethene	ND	ug/L	0.50	1		09/10/20 14:29	156-59-2	
trans-1,2-Dichloroethene	ND	ug/L	0.50	1		09/10/20 14:29	156-60-5	
1,2-Dichloropropane	ND	ug/L	0.50	1		09/10/20 14:29	78-87-5	
1,3-Dichloropropane	ND	ug/L	0.50	1		09/10/20 14:29	142-28-9	
2,2-Dichloropropane	ND	ug/L	0.50	1		09/10/20 14:29	594-20-7	
1,1-Dichloropropene	ND	ug/L	0.50	1		09/10/20 14:29	563-58-6	
cis-1,3-Dichloropropene	ND	ug/L	0.50	1		09/10/20 14:29	10061-01-5	
trans-1,3-Dichloropropene	ND	ug/L	0.50	1		09/10/20 14:29	10061-02-6	
Diisopropyl ether	ND	ug/L	0.50	1		09/10/20 14:29	108-20-3	
Ethylbenzene	ND	ug/L	0.50	1		09/10/20 14:29	100-41-4	
Hexachloro-1,3-butadiene	ND	ug/L	2.0	1		09/10/20 14:29	87-68-3	
Isopropylbenzene (Cumene)	ND	ug/L	0.50	1		09/10/20 14:29	98-82-8	
Methylene Chloride	ND	ug/L	2.0	1		09/10/20 14:29	75-09-2	
Methyl-tert-butyl ether	ND	ug/L	0.50	1		09/10/20 14:29	1634-04-4	
Naphthalene	ND	ug/L	2.0	1		09/10/20 14:29	91-20-3	
n-Propylbenzene	ND	ug/L	0.50	1		09/10/20 14:29	103-65-1	
Styrene	ND	ug/L	0.50	1		09/10/20 14:29	100-42-5	
1,1,1,2-Tetrachloroethane	ND	ug/L	0.50	1		09/10/20 14:29	630-20-6	
1,1,2,2-Tetrachloroethane	ND	ug/L	0.50	1		09/10/20 14:29	79-34-5	
Tetrachloroethene	ND	ug/L	0.50	1		09/10/20 14:29	127-18-4	
Toluene	ND	ug/L	0.50	1		09/10/20 14:29	108-88-3	
1,2,3-Trichlorobenzene	ND	ug/L	2.0	1		09/10/20 14:29	87-61-6	
1,2,4-Trichlorobenzene	ND	ug/L	2.0	1		09/10/20 14:29	120-82-1	
1,1,1-Trichloroethane	ND	ug/L	0.50	1		09/10/20 14:29	71-55-6	
1,1,2-Trichloroethane	ND	ug/L	0.50	1		09/10/20 14:29	79-00-5	
Trichloroethene	ND	ug/L	0.50	1		09/10/20 14:29	79-01-6	
Trichlorofluoromethane	ND	ug/L	1.0	1		09/10/20 14:29	75-69-4	
1,2,3-Trichloropropane	ND	ug/L	0.50	1		09/10/20 14:29	96-18-4	
1,2,4-Trimethylbenzene	ND	ug/L	0.50	1		09/10/20 14:29	95-63-6	
1,3,5-Trimethylbenzene	ND	ug/L	0.50	1		09/10/20 14:29	108-67-8	
Vinyl chloride	ND	ug/L	1.0	1		09/10/20 14:29	75-01-4	
m&p-Xylene	ND	ug/L	1.0	1		09/10/20 14:29	179601-23-1	
o-Xylene	ND	ug/L	0.50	1		09/10/20 14:29	95-47-6	
Surrogates								
1,2-Dichloroethane-d4 (S)	112	%	70-130	1		09/10/20 14:29	17060-07-0	
4-Bromofluorobenzene (S)	106	%	70-130	1		09/10/20 14:29	460-00-4	
Toluene-d8 (S)	107	%	70-130	1		09/10/20 14:29	2037-26-5	

REPORT OF LABORATORY ANALYSIS

This report shall not be reproduced, except in full,
without the written consent of Pace Analytical Services, LLC.

Pace Analytical Services, LLC
9800 Kincey Ave. Suite 100
Huntersville, NC 28078
(704)875-9092

ANALYTICAL RESULTS

Project: Colonial Pipeline (9/9 GW)
Pace Project No.: 92494640

Sample: Trip Blank-03 **Lab ID: 92494640010** Collected: 09/09/20 00:00 Received: 09/09/20 16:10 Matrix: Water

Parameters	Results	Units	Report Limit	DF	Prepared	Analyzed	CAS No.	Qual
6200B MSV	Analytical Method: SM 6200B Pace Analytical Services - Charlotte							
Benzene	ND	ug/L	0.50	1		09/10/20 12:08	71-43-2	
Bromobenzene	ND	ug/L	0.50	1		09/10/20 12:08	108-86-1	
Bromochloromethane	ND	ug/L	0.50	1		09/10/20 12:08	74-97-5	
Bromodichloromethane	ND	ug/L	0.50	1		09/10/20 12:08	75-27-4	
Bromoform	ND	ug/L	0.50	1		09/10/20 12:08	75-25-2	
Bromomethane	ND	ug/L	5.0	1		09/10/20 12:08	74-83-9	
n-Butylbenzene	ND	ug/L	0.50	1		09/10/20 12:08	104-51-8	
sec-Butylbenzene	ND	ug/L	0.50	1		09/10/20 12:08	135-98-8	
tert-Butylbenzene	ND	ug/L	0.50	1		09/10/20 12:08	98-06-6	
Carbon tetrachloride	ND	ug/L	0.50	1		09/10/20 12:08	56-23-5	
Chlorobenzene	ND	ug/L	0.50	1		09/10/20 12:08	108-90-7	
Chloroethane	ND	ug/L	1.0	1		09/10/20 12:08	75-00-3	
Chloroform	ND	ug/L	0.50	1		09/10/20 12:08	67-66-3	
Chloromethane	ND	ug/L	1.0	1		09/10/20 12:08	74-87-3	
2-Chlorotoluene	ND	ug/L	0.50	1		09/10/20 12:08	95-49-8	
4-Chlorotoluene	ND	ug/L	0.50	1		09/10/20 12:08	106-43-4	
1,2-Dibromo-3-chloropropane	ND	ug/L	1.0	1		09/10/20 12:08	96-12-8	
Dibromochloromethane	ND	ug/L	0.50	1		09/10/20 12:08	124-48-1	
Dibromomethane	ND	ug/L	0.50	1		09/10/20 12:08	74-95-3	
1,2-Dichlorobenzene	ND	ug/L	0.50	1		09/10/20 12:08	95-50-1	
1,3-Dichlorobenzene	ND	ug/L	0.50	1		09/10/20 12:08	541-73-1	
1,4-Dichlorobenzene	ND	ug/L	0.50	1		09/10/20 12:08	106-46-7	
Dichlorodifluoromethane	ND	ug/L	0.50	1		09/10/20 12:08	75-71-8	
1,1-Dichloroethane	ND	ug/L	0.50	1		09/10/20 12:08	75-34-3	
1,2-Dichloroethane	ND	ug/L	0.50	1		09/10/20 12:08	107-06-2	
1,1-Dichloroethene	ND	ug/L	0.50	1		09/10/20 12:08	75-35-4	
cis-1,2-Dichloroethene	ND	ug/L	0.50	1		09/10/20 12:08	156-59-2	
trans-1,2-Dichloroethene	ND	ug/L	0.50	1		09/10/20 12:08	156-60-5	
1,2-Dichloropropane	ND	ug/L	0.50	1		09/10/20 12:08	78-87-5	
1,3-Dichloropropane	ND	ug/L	0.50	1		09/10/20 12:08	142-28-9	
2,2-Dichloropropane	ND	ug/L	0.50	1		09/10/20 12:08	594-20-7	
1,1-Dichloropropene	ND	ug/L	0.50	1		09/10/20 12:08	563-58-6	
cis-1,3-Dichloropropene	ND	ug/L	0.50	1		09/10/20 12:08	10061-01-5	
trans-1,3-Dichloropropene	ND	ug/L	0.50	1		09/10/20 12:08	10061-02-6	
Diisopropyl ether	ND	ug/L	0.50	1		09/10/20 12:08	108-20-3	
Ethylbenzene	ND	ug/L	0.50	1		09/10/20 12:08	100-41-4	
Hexachloro-1,3-butadiene	ND	ug/L	2.0	1		09/10/20 12:08	87-68-3	
Isopropylbenzene (Cumene)	ND	ug/L	0.50	1		09/10/20 12:08	98-82-8	
Methylene Chloride	ND	ug/L	2.0	1		09/10/20 12:08	75-09-2	
Methyl-tert-butyl ether	ND	ug/L	0.50	1		09/10/20 12:08	1634-04-4	
Naphthalene	ND	ug/L	2.0	1		09/10/20 12:08	91-20-3	
n-Propylbenzene	ND	ug/L	0.50	1		09/10/20 12:08	103-65-1	
Styrene	ND	ug/L	0.50	1		09/10/20 12:08	100-42-5	
1,1,1,2-Tetrachloroethane	ND	ug/L	0.50	1		09/10/20 12:08	630-20-6	
1,1,2,2-Tetrachloroethane	ND	ug/L	0.50	1		09/10/20 12:08	79-34-5	
Tetrachloroethene	ND	ug/L	0.50	1		09/10/20 12:08	127-18-4	

REPORT OF LABORATORY ANALYSIS

This report shall not be reproduced, except in full,
without the written consent of Pace Analytical Services, LLC.

Pace Analytical Services, LLC
9800 Kincey Ave. Suite 100
Huntersville, NC 28078
(704)875-9092

ANALYTICAL RESULTS

Project: Colonial Pipeline (9/9 GW)
Pace Project No.: 92494640

Sample: Trip Blank-03 **Lab ID: 92494640010** Collected: 09/09/20 00:00 Received: 09/09/20 16:10 Matrix: Water

Parameters	Results	Units	Report Limit	DF	Prepared	Analyzed	CAS No.	Qual
6200B MSV	Analytical Method: SM 6200B Pace Analytical Services - Charlotte							
Toluene	ND	ug/L	0.50	1		09/10/20 12:08	108-88-3	
1,2,3-Trichlorobenzene	ND	ug/L	2.0	1		09/10/20 12:08	87-61-6	
1,2,4-Trichlorobenzene	ND	ug/L	2.0	1		09/10/20 12:08	120-82-1	
1,1,1-Trichloroethane	ND	ug/L	0.50	1		09/10/20 12:08	71-55-6	
1,1,2-Trichloroethane	ND	ug/L	0.50	1		09/10/20 12:08	79-00-5	
Trichloroethene	ND	ug/L	0.50	1		09/10/20 12:08	79-01-6	
Trichlorofluoromethane	ND	ug/L	1.0	1		09/10/20 12:08	75-69-4	
1,2,3-Trichloropropane	ND	ug/L	0.50	1		09/10/20 12:08	96-18-4	
1,2,4-Trimethylbenzene	ND	ug/L	0.50	1		09/10/20 12:08	95-63-6	
1,3,5-Trimethylbenzene	ND	ug/L	0.50	1		09/10/20 12:08	108-67-8	
Vinyl chloride	ND	ug/L	1.0	1		09/10/20 12:08	75-01-4	
m&p-Xylene	ND	ug/L	1.0	1		09/10/20 12:08	179601-23-1	
o-Xylene	ND	ug/L	0.50	1		09/10/20 12:08	95-47-6	
Surrogates								
1,2-Dichloroethane-d4 (S)	110	%	70-130	1		09/10/20 12:08	17060-07-0	
4-Bromofluorobenzene (S)	108	%	70-130	1		09/10/20 12:08	460-00-4	
Toluene-d8 (S)	102	%	70-130	1		09/10/20 12:08	2037-26-5	

REPORT OF LABORATORY ANALYSIS

This report shall not be reproduced, except in full,
without the written consent of Pace Analytical Services, LLC.

Pace Analytical Services, LLC
9800 Kincey Ave. Suite 100
Huntersville, NC 28078
(704)875-9092

QUALITY CONTROL DATA

Project: Colonial Pipeline (9/9 GW)
Pace Project No.: 92494640

QC Batch: 1540730
QC Batch Method: MADEPV
Analysis Method: MADEP VPH
Analysis Description: MADEPV
Laboratory: Pace National - Mt. Juliet
Associated Lab Samples: 92494640001, 92494640002, 92494640003, 92494640004, 92494640005, 92494640006, 92494640007, 92494640008

METHOD BLANK: R3569140-3 Matrix: Water
Associated Lab Samples: 92494640001, 92494640002, 92494640003, 92494640004, 92494640005, 92494640006, 92494640007, 92494640008

Parameter	Units	Blank Result	Reporting Limit	Analyzed	Qualifiers
Aliphatic (C05-C08)	ug/L	ND	100	09/10/20 11:26	
Aliphatic (C09-C12)	ug/L	ND	100	09/10/20 11:26	
Aromatic (C09-C10),Unadjusted	ug/L	ND	100	09/10/20 11:26	
Total VPH	ug/L	ND	100	09/10/20 11:26	
2,5-Dibromotoluene (FID)	%	93.5	70.0-130	09/10/20 11:26	
2,5-Dibromotoluene (PID)	%	89.4	70.0-130	09/10/20 11:26	

LABORATORY CONTROL SAMPLE & LCSD: R3569140-1 R3569140-2

Parameter	Units	Spike Conc.	LCS Result	LCSD Result	LCS % Rec	LCSD % Rec	% Rec Limits	RPD	Max RPD	Qualifiers
Aliphatic (C05-C08)	ug/L	1200	1010	977	84.2	81.4	70.0-130	3.32	25	
Aliphatic (C09-C12)	ug/L	1400	1320	1280	94.3	91.4	70.0-130	3.08	25	
Aromatic (C09-C10),Unadjusted	ug/L	200	185	182	92.5	91.0	70.0-130	1.63	25	
Total VPH	ug/L	2800	2520	2440	90.0	87.1	70.0-130	3.23	25	
2,5-Dibromotoluene (FID)	%				95.3	94.9	70.0-130			
2,5-Dibromotoluene (PID)	%				92.4	93.9	70.0-130			

Results presented on this page are in the units indicated by the "Units" column except where an alternate unit is presented to the right of the result.

REPORT OF LABORATORY ANALYSIS

This report shall not be reproduced, except in full,
without the written consent of Pace Analytical Services, LLC.

Pace Analytical Services, LLC
9800 Kincey Ave. Suite 100
Huntersville, NC 28078
(704)875-9092

QUALITY CONTROL DATA

Project: Colonial Pipeline (9/9 GW)
Pace Project No.: 92494640

QC Batch: 565426 | Analysis Method: EPA 6010D
QC Batch Method: EPA 3010A | Analysis Description: 6010 MET
Laboratory: Pace Analytical Services - Asheville
Associated Lab Samples: 92494640001, 92494640002, 92494640003, 92494640004, 92494640005, 92494640006, 92494640007, 92494640008

METHOD BLANK: 2996730 Matrix: Water
Associated Lab Samples: 92494640001, 92494640002, 92494640003, 92494640004, 92494640005, 92494640006, 92494640007, 92494640008

Parameter	Units	Blank Result	Reporting Limit	Analyzed	Qualifiers
Lead	ug/L	ND	5.0	09/10/20 08:37	

LABORATORY CONTROL SAMPLE: 2996731

Parameter	Units	Spike Conc.	LCS Result	LCS % Rec	% Rec Limits	Qualifiers
Lead	ug/L	500	506	101	80-120	

MATRIX SPIKE & MATRIX SPIKE DUPLICATE: 2996732 2996733

Parameter	Units	92494640001 Result	MS Spike Conc.	MSD Spike Conc.	MS Result	MSD Result	MS % Rec	MSD % Rec	% Rec Limits	RPD	Qual
Lead	ug/L	ND	500	500	509	518	102	104	75-125	2	

Results presented on this page are in the units indicated by the "Units" column except where an alternate unit is presented to the right of the result.

REPORT OF LABORATORY ANALYSIS

This report shall not be reproduced, except in full,
without the written consent of Pace Analytical Services, LLC.

Pace Analytical Services, LLC
9800 Kincey Ave. Suite 100
Huntersville, NC 28078
(704)875-9092

QUALITY CONTROL DATA

Project: Colonial Pipeline (9/9 GW)
Pace Project No.: 92494640

QC Batch: 565552
QC Batch Method: SM 6200B
Analysis Method: SM 6200B
Analysis Description: 6200B MSV
Laboratory: Pace Analytical Services - Charlotte
Associated Lab Samples: 92494640001, 92494640002, 92494640003, 92494640004, 92494640005, 92494640006, 92494640007, 92494640008, 92494640010

METHOD BLANK: 2997216
Matrix: Water
Associated Lab Samples: 92494640001, 92494640002, 92494640003, 92494640004, 92494640005, 92494640006, 92494640007, 92494640008, 92494640010

Parameter	Units	Blank Result	Reporting Limit	Analyzed	Qualifiers
1,1,1,2-Tetrachloroethane	ug/L	ND	0.50	09/10/20 11:50	
1,1,1-Trichloroethane	ug/L	ND	0.50	09/10/20 11:50	
1,1,2,2-Tetrachloroethane	ug/L	ND	0.50	09/10/20 11:50	
1,1,2-Trichloroethane	ug/L	ND	0.50	09/10/20 11:50	
1,1-Dichloroethane	ug/L	ND	0.50	09/10/20 11:50	
1,1-Dichloroethene	ug/L	ND	0.50	09/10/20 11:50	
1,1-Dichloropropene	ug/L	ND	0.50	09/10/20 11:50	
1,2,3-Trichlorobenzene	ug/L	ND	2.0	09/10/20 11:50	
1,2,3-Trichloropropane	ug/L	ND	0.50	09/10/20 11:50	
1,2,4-Trichlorobenzene	ug/L	ND	2.0	09/10/20 11:50	
1,2,4-Trimethylbenzene	ug/L	ND	0.50	09/10/20 11:50	
1,2-Dibromo-3-chloropropane	ug/L	ND	1.0	09/10/20 11:50	
1,2-Dichlorobenzene	ug/L	ND	0.50	09/10/20 11:50	
1,2-Dichloroethane	ug/L	ND	0.50	09/10/20 11:50	
1,2-Dichloropropane	ug/L	ND	0.50	09/10/20 11:50	
1,3,5-Trimethylbenzene	ug/L	ND	0.50	09/10/20 11:50	
1,3-Dichlorobenzene	ug/L	ND	0.50	09/10/20 11:50	
1,3-Dichloropropane	ug/L	ND	0.50	09/10/20 11:50	
1,4-Dichlorobenzene	ug/L	ND	0.50	09/10/20 11:50	
2,2-Dichloropropane	ug/L	ND	0.50	09/10/20 11:50	
2-Chlorotoluene	ug/L	ND	0.50	09/10/20 11:50	
4-Chlorotoluene	ug/L	ND	0.50	09/10/20 11:50	
Benzene	ug/L	ND	0.50	09/10/20 11:50	
Bromobenzene	ug/L	ND	0.50	09/10/20 11:50	
Bromochloromethane	ug/L	ND	0.50	09/10/20 11:50	
Bromodichloromethane	ug/L	ND	0.50	09/10/20 11:50	
Bromoform	ug/L	ND	0.50	09/10/20 11:50	
Bromomethane	ug/L	ND	5.0	09/10/20 11:50	
Carbon tetrachloride	ug/L	ND	0.50	09/10/20 11:50	
Chlorobenzene	ug/L	ND	0.50	09/10/20 11:50	
Chloroethane	ug/L	ND	1.0	09/10/20 11:50	
Chloroform	ug/L	ND	0.50	09/10/20 11:50	
Chloromethane	ug/L	ND	1.0	09/10/20 11:50	
cis-1,2-Dichloroethene	ug/L	ND	0.50	09/10/20 11:50	
cis-1,3-Dichloropropene	ug/L	ND	0.50	09/10/20 11:50	
Dibromochloromethane	ug/L	ND	0.50	09/10/20 11:50	
Dibromomethane	ug/L	ND	0.50	09/10/20 11:50	
Dichlorodifluoromethane	ug/L	ND	0.50	09/10/20 11:50	
Diisopropyl ether	ug/L	ND	0.50	09/10/20 11:50	

Results presented on this page are in the units indicated by the "Units" column except where an alternate unit is presented to the right of the result.

REPORT OF LABORATORY ANALYSIS

This report shall not be reproduced, except in full,
without the written consent of Pace Analytical Services, LLC.

Pace Analytical Services, LLC
9800 Kincey Ave. Suite 100
Huntersville, NC 28078
(704)875-9092

QUALITY CONTROL DATA

Project: Colonial Pipeline (9/9 GW)
Pace Project No.: 92494640

METHOD BLANK: 2997216 Matrix: Water

Associated Lab Samples: 92494640001, 92494640002, 92494640003, 92494640004, 92494640005, 92494640006, 92494640007, 92494640008, 92494640010

Parameter	Units	Blank Result	Reporting Limit	Analyzed	Qualifiers
Ethylbenzene	ug/L	ND	0.50	09/10/20 11:50	
Hexachloro-1,3-butadiene	ug/L	ND	2.0	09/10/20 11:50	
Isopropylbenzene (Cumene)	ug/L	ND	0.50	09/10/20 11:50	
m&p-Xylene	ug/L	ND	1.0	09/10/20 11:50	
Methyl-tert-butyl ether	ug/L	ND	0.50	09/10/20 11:50	
Methylene Chloride	ug/L	ND	2.0	09/10/20 11:50	
n-Butylbenzene	ug/L	ND	0.50	09/10/20 11:50	
n-Propylbenzene	ug/L	ND	0.50	09/10/20 11:50	
Naphthalene	ug/L	ND	2.0	09/10/20 11:50	
o-Xylene	ug/L	ND	0.50	09/10/20 11:50	
sec-Butylbenzene	ug/L	ND	0.50	09/10/20 11:50	
Styrene	ug/L	ND	0.50	09/10/20 11:50	
tert-Butylbenzene	ug/L	ND	0.50	09/10/20 11:50	
Tetrachloroethene	ug/L	ND	0.50	09/10/20 11:50	
Toluene	ug/L	ND	0.50	09/10/20 11:50	
trans-1,2-Dichloroethene	ug/L	ND	0.50	09/10/20 11:50	
trans-1,3-Dichloropropene	ug/L	ND	0.50	09/10/20 11:50	
Trichloroethene	ug/L	ND	0.50	09/10/20 11:50	
Trichlorofluoromethane	ug/L	ND	1.0	09/10/20 11:50	
Vinyl chloride	ug/L	ND	1.0	09/10/20 11:50	
1,2-Dichloroethane-d4 (S)	%	108	70-130	09/10/20 11:50	
4-Bromofluorobenzene (S)	%	105	70-130	09/10/20 11:50	
Toluene-d8 (S)	%	105	70-130	09/10/20 11:50	

LABORATORY CONTROL SAMPLE: 2997217

Parameter	Units	Spike Conc.	LCS Result	LCS % Rec	% Rec Limits	Qualifiers
1,1,1,2-Tetrachloroethane	ug/L	50	54.6	109	60-140	
1,1,1-Trichloroethane	ug/L	50	59.2	118	60-140	
1,1,2,2-Tetrachloroethane	ug/L	50	51.8	104	60-140	
1,1,2-Trichloroethane	ug/L	50	54.9	110	60-140	
1,1-Dichloroethane	ug/L	50	57.6	115	60-140	
1,1-Dichloroethene	ug/L	50	59.4	119	60-140	
1,1-Dichloropropene	ug/L	50	58.1	116	60-140	
1,2,3-Trichlorobenzene	ug/L	50	52.3	105	60-140	
1,2,3-Trichloropropane	ug/L	50	54.6	109	60-140	
1,2,4-Trichlorobenzene	ug/L	50	54.3	109	60-140	
1,2,4-Trimethylbenzene	ug/L	50	51.8	104	60-140	
1,2-Dibromo-3-chloropropane	ug/L	50	45.5	91	60-140	
1,2-Dichlorobenzene	ug/L	50	50.6	101	60-140	
1,2-Dichloroethane	ug/L	50	53.2	106	60-140	
1,2-Dichloropropane	ug/L	50	55.6	111	60-140	
1,3,5-Trimethylbenzene	ug/L	50	52.1	104	60-140	

Results presented on this page are in the units indicated by the "Units" column except where an alternate unit is presented to the right of the result.

REPORT OF LABORATORY ANALYSIS

This report shall not be reproduced, except in full,
without the written consent of Pace Analytical Services, LLC.

Pace Analytical Services, LLC
9800 Kincey Ave. Suite 100
Huntersville, NC 28078
(704)875-9092

QUALITY CONTROL DATA

Project: Colonial Pipeline (9/9 GW)
Pace Project No.: 92494640

LABORATORY CONTROL SAMPLE: 2997217

Parameter	Units	Spike Conc.	LCS Result	LCS % Rec	% Rec Limits	Qualifiers
1,3-Dichlorobenzene	ug/L	50	51.2	102	60-140	
1,3-Dichloropropane	ug/L	50	56.0	112	60-140	
1,4-Dichlorobenzene	ug/L	50	51.2	102	60-140	
2,2-Dichloropropane	ug/L	50	52.3	105	60-140	
2-Chlorotoluene	ug/L	50	51.1	102	60-140	
4-Chlorotoluene	ug/L	50	49.9	100	60-140	
Benzene	ug/L	50	51.0	102	60-140	
Bromobenzene	ug/L	50	50.6	101	60-140	
Bromochloromethane	ug/L	50	57.7	115	60-140	
Bromodichloromethane	ug/L	50	51.1	102	60-140	
Bromoform	ug/L	50	45.5	91	60-140	
Bromomethane	ug/L	50	67.4	135	60-140	
Carbon tetrachloride	ug/L	50	52.5	105	60-140	
Chlorobenzene	ug/L	50	49.9	100	60-140	
Chloroethane	ug/L	50	53.4	107	60-140	
Chloroform	ug/L	50	54.6	109	60-140	
Chloromethane	ug/L	50	55.1	110	60-140	
cis-1,2-Dichloroethene	ug/L	50	58.2	116	60-140	
cis-1,3-Dichloropropene	ug/L	50	58.2	116	60-140	
Dibromochloromethane	ug/L	50	48.8	98	60-140	
Dibromomethane	ug/L	50	51.1	102	60-140	
Dichlorodifluoromethane	ug/L	50	45.5	91	60-140	
Diisopropyl ether	ug/L	50	65.1	130	60-140	
Ethylbenzene	ug/L	50	50.6	101	60-140	
Hexachloro-1,3-butadiene	ug/L	50	51.0	102	60-140	
Isopropylbenzene (Cumene)	ug/L	50	50.7	101	60-140	
m&p-Xylene	ug/L	100	102	102	60-140	
Methyl-tert-butyl ether	ug/L	50	58.9	118	60-140	
Methylene Chloride	ug/L	50	64.2	128	60-140	
n-Butylbenzene	ug/L	50	55.1	110	60-140	
n-Propylbenzene	ug/L	50	51.9	104	60-140	
Naphthalene	ug/L	50	53.2	106	60-140	
o-Xylene	ug/L	50	50.7	101	60-140	
sec-Butylbenzene	ug/L	50	51.7	103	60-140	
Styrene	ug/L	50	53.8	108	60-140	
tert-Butylbenzene	ug/L	50	44.8	90	60-140	
Tetrachloroethene	ug/L	50	49.9	100	60-140	
Toluene	ug/L	50	49.3	99	60-140	
trans-1,2-Dichloroethene	ug/L	50	59.9	120	60-140	
trans-1,3-Dichloropropene	ug/L	50	55.3	111	60-140	
Trichloroethene	ug/L	50	55.9	112	60-140	
Trichlorofluoromethane	ug/L	50	49.7	99	60-140	
Vinyl chloride	ug/L	50	52.2	104	60-140	
1,2-Dichloroethane-d4 (S)	%			108	70-130	
4-Bromofluorobenzene (S)	%			103	70-130	
Toluene-d8 (S)	%			99	70-130	

Results presented on this page are in the units indicated by the "Units" column except where an alternate unit is presented to the right of the result.

REPORT OF LABORATORY ANALYSIS

This report shall not be reproduced, except in full,
without the written consent of Pace Analytical Services, LLC.

Pace Analytical Services, LLC
9800 Kincey Ave. Suite 100
Huntersville, NC 28078
(704)875-9092

QUALITY CONTROL DATA

Project: Colonial Pipeline (9/9 GW)
Pace Project No.: 92494640

MATRIX SPIKE & MATRIX SPIKE DUPLICATE: 2997218 2997219

Parameter	Units	92494640001 Result	MS Spike Conc.	MSD Spike Conc.	MS Result	MSD Result	MS % Rec	MSD % Rec	% Rec Limits	RPD	Qual
1,1,1,2-Tetrachloroethane	ug/L	ND	20	20	20.4	19.2	102	96	60-140	6	
1,1,1-Trichloroethane	ug/L	ND	20	20	26.6	26.6	133	133	60-140	0	
1,1,2,2-Tetrachloroethane	ug/L	ND	20	20	20.9	21.2	104	106	60-140	2	
1,1,2-Trichloroethane	ug/L	ND	20	20	24.4	22.3	122	112	60-140	9	
1,1-Dichloroethane	ug/L	ND	20	20	27.0	26.2	135	131	60-140	3	
1,1-Dichloroethene	ug/L	ND	20	20	28.8	27.7	144	138	60-140	4	M1
1,1-Dichloropropene	ug/L	ND	20	20	26.7	26.0	133	130	60-140	2	
1,2,3-Trichlorobenzene	ug/L	ND	20	20	22.3	22.2	112	111	60-140	1	
1,2,3-Trichloropropane	ug/L	ND	20	20	22.7	22.1	114	110	60-140	3	
1,2,4-Trichlorobenzene	ug/L	ND	20	20	23.2	22.2	116	111	60-140	4	
1,2,4-Trimethylbenzene	ug/L	ND	20	20	22.8	22.0	114	110	60-140	4	
1,2-Dibromo-3-chloropropane	ug/L	ND	20	20	16.0	17.0	80	85	60-140	6	
1,2-Dichlorobenzene	ug/L	ND	20	20	22.4	21.1	112	106	60-140	6	
1,2-Dichloroethane	ug/L	ND	20	20	24.8	23.3	124	116	60-140	6	
1,2-Dichloropropane	ug/L	ND	20	20	25.7	24.8	129	124	60-140	3	
1,3,5-Trimethylbenzene	ug/L	ND	20	20	23.7	22.0	118	110	60-140	7	
1,3-Dichlorobenzene	ug/L	ND	20	20	23.4	21.3	117	107	60-140	9	
1,3-Dichloropropane	ug/L	ND	20	20	23.8	22.3	119	111	60-140	7	
1,4-Dichlorobenzene	ug/L	ND	20	20	22.5	21.4	112	107	60-140	5	
2,2-Dichloropropane	ug/L	ND	20	20	20.8	21.6	104	108	60-140	4	
2-Chlorotoluene	ug/L	ND	20	20	24.1	22.2	120	111	60-140	8	
4-Chlorotoluene	ug/L	ND	20	20	23.2	21.5	116	108	60-140	7	
Benzene	ug/L	ND	20	20	23.6	23.4	118	117	60-140	1	
Bromobenzene	ug/L	ND	20	20	22.7	22.3	113	112	60-140	2	
Bromochloromethane	ug/L	ND	20	20	26.0	24.9	130	125	60-140	4	
Bromodichloromethane	ug/L	ND	20	20	22.1	21.5	111	107	60-140	3	
Bromoform	ug/L	ND	20	20	18.7	17.7	94	88	60-140	6	
Bromomethane	ug/L	ND	20	20	29.5	31.2	148	156	60-140	5	M1
Carbon tetrachloride	ug/L	ND	20	20	23.9	24.4	120	122	60-140	2	
Chlorobenzene	ug/L	ND	20	20	21.6	21.5	108	107	60-140	1	
Chloroethane	ug/L	ND	20	20	27.8	26.0	139	130	60-140	7	
Chloroform	ug/L	ND	20	20	25.2	24.3	126	121	60-140	4	
Chloromethane	ug/L	ND	20	20	23.4	23.3	117	116	60-140	0	
cis-1,2-Dichloroethene	ug/L	ND	20	20	26.8	25.4	134	127	60-140	6	
cis-1,3-Dichloropropene	ug/L	ND	20	20	23.7	24.2	118	121	60-140	2	
Dibromochloromethane	ug/L	ND	20	20	20.0	20.0	100	100	60-140	0	
Dibromomethane	ug/L	ND	20	20	23.0	21.7	115	109	60-140	6	
Dichlorodifluoromethane	ug/L	ND	20	20	21.6	21.3	108	107	60-140	1	
Diisopropyl ether	ug/L	ND	20	20	27.9	27.4	140	137	60-140	2	
Ethylbenzene	ug/L	ND	20	20	22.6	22.4	113	112	60-140	1	
Hexachloro-1,3-butadiene	ug/L	ND	20	20	22.6	21.1	113	106	60-140	7	
Isopropylbenzene (Cumene)	ug/L	ND	20	20	22.8	22.2	114	111	60-140	3	
m&p-Xylene	ug/L	ND	40	40	45.9	44.4	115	111	60-140	3	
Methyl-tert-butyl ether	ug/L	ND	20	20	24.6	23.3	123	116	60-140	6	
Methylene Chloride	ug/L	ND	20	20	29.7	28.4	148	142	60-140	4	M1
n-Butylbenzene	ug/L	ND	20	20	24.2	23.1	121	115	60-140	5	

Results presented on this page are in the units indicated by the "Units" column except where an alternate unit is presented to the right of the result.

REPORT OF LABORATORY ANALYSIS

This report shall not be reproduced, except in full,
without the written consent of Pace Analytical Services, LLC.

Pace Analytical Services, LLC
9800 Kincey Ave. Suite 100
Huntersville, NC 28078
(704)875-9092

QUALITY CONTROL DATA

Project: Colonial Pipeline (9/9 GW)
Pace Project No.: 92494640

MATRIX SPIKE & MATRIX SPIKE DUPLICATE: 2997218 2997219

Parameter	Units	92494640001 Result	MS Spike Conc.	MSD Spike Conc.	MS Result	MSD Result	MS % Rec	MSD % Rec	% Rec Limits	RPD	Qual
n-Propylbenzene	ug/L	ND	20	20	23.6	22.0	118	110	60-140	7	
Naphthalene	ug/L	ND	20	20	22.9	21.3	114	106	60-140	7	
o-Xylene	ug/L	ND	20	20	22.3	21.2	111	106	60-140	5	
sec-Butylbenzene	ug/L	ND	20	20	23.9	22.5	120	112	60-140	6	
Styrene	ug/L	ND	20	20	23.1	22.0	116	110	60-140	5	
tert-Butylbenzene	ug/L	ND	20	20	21.1	19.1	105	96	60-140	10	
Tetrachloroethene	ug/L	ND	20	20	21.6	21.6	108	108	60-140	0	
Toluene	ug/L	ND	20	20	22.9	22.5	115	113	60-140	2	
trans-1,2-Dichloroethene	ug/L	ND	20	20	28.3	27.1	141	136	60-140	4	M1
trans-1,3-Dichloropropene	ug/L	ND	20	20	21.0	20.5	105	102	60-140	2	
Trichloroethene	ug/L	ND	20	20	25.8	25.2	129	126	60-140	2	
Trichlorofluoromethane	ug/L	ND	20	20	24.3	23.8	122	119	60-140	2	
Vinyl chloride	ug/L	ND	20	20	24.6	23.9	123	119	60-140	3	
1,2-Dichloroethane-d4 (S)	%						111	107	70-130		
4-Bromofluorobenzene (S)	%						103	101	70-130		
Toluene-d8 (S)	%						98	102	70-130		

Results presented on this page are in the units indicated by the "Units" column except where an alternate unit is presented to the right of the result.

REPORT OF LABORATORY ANALYSIS

This report shall not be reproduced, except in full,
without the written consent of Pace Analytical Services, LLC.

Pace Analytical Services, LLC
9800 Kincey Ave. Suite 100
Huntersville, NC 28078
(704)875-9092

QUALITY CONTROL DATA

Project: Colonial Pipeline (9/9 GW)
Pace Project No.: 92494640

QC Batch: 565684 | Analysis Method: EPA 504.1
QC Batch Method: EPA 504.1 | Analysis Description: GCS 504 EDB DBCP
Laboratory: Pace Analytical Services - Charlotte
Associated Lab Samples: 92494640001, 92494640002, 92494640003, 92494640004, 92494640005, 92494640006, 92494640007, 92494640008

METHOD BLANK: 2998081 Matrix: Water
Associated Lab Samples: 92494640001, 92494640002, 92494640003, 92494640004, 92494640005, 92494640006, 92494640007, 92494640008

Parameter	Units	Blank Result	Reporting Limit	Analyzed	Qualifiers
1,2-Dibromoethane (EDB)	ug/L	ND	0.020	09/10/20 18:18	
1-Chloro-2-bromopropane (S)	%	114	70-130	09/10/20 18:18	

LABORATORY CONTROL SAMPLE & LCSD: 2998082 2998083

Parameter	Units	Spike Conc.	LCS Result	LCSD Result	LCS % Rec	LCSD % Rec	% Rec Limits	RPD	Max RPD	Qualifiers
1,2-Dibromoethane (EDB)	ug/L	0.25	0.27	0.29	109	115	70-130	8	20	
1-Chloro-2-bromopropane (S)	%				117	114	70-130			

MATRIX SPIKE & MATRIX SPIKE DUPLICATE: 2998084 2998085

Parameter	Units	92494640001 Result	MS Spike Conc.	MSD Spike Conc.	MS Result	MSD Result	MS % Rec	MSD % Rec	% Rec Limits	RPD	Qual
1,2-Dibromoethane (EDB)	ug/L	ND	0.26	0.26	0.27	0.25	104	98	65-135	7	
1-Chloro-2-bromopropane (S)	%						108	106	70-130		

SAMPLE DUPLICATE: 2998086

Parameter	Units	92494640002 Result	Dup Result	RPD	Qualifiers
1,2-Dibromoethane (EDB)	ug/L	ND	ND		
1-Chloro-2-bromopropane (S)	%	108	106		

Results presented on this page are in the units indicated by the "Units" column except where an alternate unit is presented to the right of the result.

REPORT OF LABORATORY ANALYSIS

This report shall not be reproduced, except in full,
without the written consent of Pace Analytical Services, LLC.

Pace Analytical Services, LLC
9800 Kincey Ave. Suite 100
Huntersville, NC 28078
(704)875-9092

QUALIFIERS

Project: Colonial Pipeline (9/9 GW)
Pace Project No.: 92494640

DEFINITIONS

DF - Dilution Factor, if reported, represents the factor applied to the reported data due to dilution of the sample aliquot.

ND - Not Detected at or above adjusted reporting limit.

TNTC - Too Numerous To Count

J - Estimated concentration above the adjusted method detection limit and below the adjusted reporting limit.

MDL - Adjusted Method Detection Limit.

PQL - Practical Quantitation Limit.

RL - Reporting Limit - The lowest concentration value that meets project requirements for quantitative data with known precision and bias for a specific analyte in a specific matrix.

S - Surrogate

1,2-Diphenylhydrazine decomposes to and cannot be separated from Azobenzene using Method 8270. The result for each analyte is a combined concentration.

Consistent with EPA guidelines, unrounded data are displayed and have been used to calculate % recovery and RPD values.

LCS(D) - Laboratory Control Sample (Duplicate)

MS(D) - Matrix Spike (Duplicate)

DUP - Sample Duplicate

RPD - Relative Percent Difference

NC - Not Calculable.

SG - Silica Gel - Clean-Up

U - Indicates the compound was analyzed for, but not detected.

Acid preservation may not be appropriate for 2 Chloroethylvinyl ether.

A separate vial preserved to a pH of 4-5 is recommended in SW846 Chapter 4 for the analysis of Acrolein and Acrylonitrile by EPA Method 8260.

N-Nitrosodiphenylamine decomposes and cannot be separated from Diphenylamine using Method 8270. The result reported for each analyte is a combined concentration.

Pace Analytical is TNI accredited. Contact your Pace PM for the current list of accredited analytes.

TNI - The NELAC Institute.

ANALYTE QUALIFIERS

M1 Matrix spike recovery exceeded QC limits. Batch accepted based on laboratory control sample (LCS) recovery.

This report shall not be reproduced, except in full,
without the written consent of Pace Analytical Services, LLC.

Pace Analytical Services, LLC
9800 Kincey Ave. Suite 100
Huntersville, NC 28078
(704)875-9092

QUALITY CONTROL DATA CROSS REFERENCE TABLE

Project: Colonial Pipeline (9/9 GW)
Pace Project No.: 92494640

Lab ID	Sample ID	QC Batch Method	QC Batch	Analytical Method	Analytical Batch
92494640001	**MW-34**	EPA 504.1	565684	EPA 504.1	565703
92494640002	**MW-33**	EPA 504.1	565684	EPA 504.1	565703
92494640003	**MW-27**	EPA 504.1	565684	EPA 504.1	565703
92494640004	**MW-26**	EPA 504.1	565684	EPA 504.1	565703
92494640005	**MW-22**	EPA 504.1	565684	EPA 504.1	565703
92494640006	**MW-20**	EPA 504.1	565684	EPA 504.1	565703
92494640007	**MW-18**	EPA 504.1	565684	EPA 504.1	565703
92494640008	**MW-15**	EPA 504.1	565684	EPA 504.1	565703
92494640001	**MW-34**	MADEPV	1540730	MADEP VPH	1540730
92494640002	**MW-33**	MADEPV	1540730	MADEP VPH	1540730
92494640003	**MW-27**	MADEPV	1540730	MADEP VPH	1540730
92494640004	**MW-26**	MADEPV	1540730	MADEP VPH	1540730
92494640005	**MW-22**	MADEPV	1540730	MADEP VPH	1540730
92494640006	**MW-20**	MADEPV	1540730	MADEP VPH	1540730
92494640007	**MW-18**	MADEPV	1540730	MADEP VPH	1540730
92494640008	**MW-15**	MADEPV	1540730	MADEP VPH	1540730
92494640001	**MW-34**	EPA 3010A	565426	EPA 6010D	565451
92494640002	**MW-33**	EPA 3010A	565426	EPA 6010D	565451
92494640003	**MW-27**	EPA 3010A	565426	EPA 6010D	565451
92494640004	**MW-26**	EPA 3010A	565426	EPA 6010D	565451
92494640005	**MW-22**	EPA 3010A	565426	EPA 6010D	565451
92494640006	**MW-20**	EPA 3010A	565426	EPA 6010D	565451
92494640007	**MW-18**	EPA 3010A	565426	EPA 6010D	565451
92494640008	**MW-15**	EPA 3010A	565426	EPA 6010D	565451
92494640001	**MW-34**	SM 6200B	565552		
92494640002	**MW-33**	SM 6200B	565552		
92494640003	**MW-27**	SM 6200B	565552		
92494640004	**MW-26**	SM 6200B	565552		
92494640005	**MW-22**	SM 6200B	565552		
92494640006	**MW-20**	SM 6200B	565552		
92494640007	**MW-18**	SM 6200B	565552		
92494640008	**MW-15**	SM 6200B	565552		
92494640010	**Trip Blank-03**	SM 6200B	565552		

This report shall not be reproduced, except in full,
without the written consent of Pace Analytical Services, LLC.

Pace Analytical	Document Name: Sample Condition Upon Receipt(SCUR)	Document Revised: February 7, 2018 Page 1 of 2
	Document No.: F-CAR-CS-033-Rev.06	Issuing Authority: Pace Carolinas Quality Office

Laboratory receiving samples:
Asheville ☐ Eden ☐ Greenwood ☐ Huntersville ☑ Raleigh ☐ Mechanicsville ☐

Sample Condition Upon Receipt

Client Name: AECOM

Project #: WO# : 92494640

92494640

Courier: ☐ Commercial ☐ Fed Ex ☐ Pace ☐ UPS ☐ USPS ☐ Other:____ ☑ Client

Custody Seal Present? ☐ Yes ☑ No **Seals Intact?** ☐ Yes ☐ No

Date/Initials Person Examining Contents: 9/3/20

Packing Material: ☐ Bubble Wrap ☑ Bubble Bags ☐ None ☐ Other

Biological Tissue Frozen? ☐ Yes ☐ No ☑ N/A

Thermometer: ☑ IR Gun ID: 92T061 **Type of Ice:** ☑ Wet ☐ Blue ☐ None

Cooler Temp (°C): 2.1 **Correction Factor:** Add/Subtract (°C) 0.0

Cooler Temp Corrected (°C): 2.1

Temp should be above freezing to 6°C
☐ Samples out of temp criteria. Samples on ice, cooling process has begun

USDA Regulated Soil (☑ N/A, water sample)
Did samples originate in a quarantine zone within the United States: CA, NY, or SC (check maps)? ☐ Yes ☐ No

Did samples originate from a foreign source (Internationally, including Hawaii and Puerto Rico)? ☐ Yes ☐ No

				Comments/Discrepancy:
Chain of Custody Present?	☑ Yes	☐ No	☐ N/A	1.
Samples Arrived within Hold Time?	☑ Yes	☐ No	☐ N/A	2.
Short Hold Time Analysis (<72 hr.)?	☑ Yes	☐ No	☐ N/A	3.
Rush Turn Around Time Requested?	☑ Yes	☐ No	☐ N/A	4.
Sufficient Volume?	☑ Yes	☐ No	☐ N/A	5.
Correct Containers Used?	☑ Yes	☐ No	☐ N/A	6.
-Pace Containers Used?	☑ Yes	☐ No	☐ N/A	
Containers Intact?	☑ Yes	☐ No	☐ N/A	7.
Dissolved analysis: Samples Field Filtered?	☐ Yes	☑ No	☐ N/A	8.
Sample Labels Match COC?	☐ Yes	☐ No	☐ N/A	9.
-Includes Date/Time/ID/Analysis Matrix: WT				
Headspace in VOA Vials (>5-6mm)?	☐ Yes	☑ No	☐ N/A	10.
Trip Blank Present?	☑ Yes	☐ No	☐ N/A	11.
Trip Blank Custody Seals Present?	☑ Yes	☐ No	☐ N/A	

COMMENTS/SAMPLE DISCREPANCY

Field Data Required? ☐ Yes ☐ No

Lot ID of split containers:

CLIENT NOTIFICATION/RESOLUTION

Person contacted: _____ Date/Time: _____

Project Manager SCURF Review: NMG **Date:** 9/10/20

Project Manager SRF Review: NMG **Date:** 9/10/20

*Check mark top half of box if pH and/or dechlorination is verified and within the acceptance range for preservation samples.

Exceptions: VOA, Coliform, TOC, Oil and Grease, DRO/8015 (water) DOC, LLHg

**Bottom half of box is to list number of bottle

Project # **WO#: 92494640**

PM: NMG Due Date: 09/10/20

CLIENT: 92-AECOM CHA

Item#	BP4U-125 mL Plastic Unpreserved (N/A) (Cl-)	BP3U-250 mL Plastic Unpreserved (N/A)	BP2U-500 mL Plastic Unpreserved (N/A)	BP1U-1 liter Plastic Unpreserved (N/A)	BP4S-125 mL Plastic H2SO4 (pH < 2) (Cl-)	BP3N-250 mL plastic HNO3 (pH < 2)	BP4Z-125 mL Plastic ZN Acetate & NaOH (>9)	BP4C-125 mL Plastic NaOH (pH > 12) (Cl-)	WGFU-Wide-mouthed Glass jar Unpreserved	AG1U-1 liter Amber Unpreserved (N/A) (Cl-)	AG1H-1 liter Amber HCl (pH < 2)	AG3U-250 mL Amber Unpreserved (N/A) (Cl-)	AG1S-1 liter Amber H2SO4 (pH < 2)	AG3S-250 mL Amber H2SO4 (pH < 2)	AG3A(DG3A)-250 mL Amber NH4Cl (N/A)(Cl-)	DG9H-40 mL VOA HCl (N/A)	VG9T-40 mL VOA Na2S2O3 (N/A)	VG9U-40 mL VOA Unp (N/A)	DG9P-40 mL VOA H3PO4 (N/A)	VOAK (6 vials per kit)-5035 kit (N/A)	V/GK (3 vials per kit)-VPH/Gas kit (N/A)	SP5T-125 mL Sterile Plastic (N/A – lab)	SP2T-250 mL Sterile Plastic (N/A – lab)		BP3A-250 mL Plastic (NH2)2SO4 (9.3-9.7)	AG0U-100 mL Amber Unpreserved vials (N/A)	VSGU-20 mL Scintillation vials (N/A)	DG9U-40 mL Amber Unpreserved vials (N/A)
1						1										7		3											
2						1										7		3											
3						1										7		3											
4						1										7		3											
5						1										7		3											
6						1										7		3											
7						1										7		3											
8						1										7		3											
9						1										7		3											
10																2													
11																													
12																													

pH Adjustment Log for Preserved Samples

Sample ID	Type of Preservative	pH upon receipt	Date preservation adjusted	Time preservation adjusted	Amount of Preservative added	Lot #

Note: Whenever there is a discrepancy affecting North Carolina compliance samples, a copy of this form will be sent to the North Carolina DEHNR Certification Office (i.e. Out of hold, incorrect preservative, out of temp, incorrect containers.

Pace Analytical
WWW.PACELABS.COM

CHAIN-OF-CUSTODY / Analytical Request Document

The Chain-of-Custody is a LEGAL DOCUMENT. All relevant fields must be completed accurately.

Page : 1 Of 1

Section A Required Client Information:		Section B Required Project Information:		Section C Invoice Information:	
Company:	AECOM, Charlotte	Report To:	Wreschnig, Andrew	Attention:	
Address:	6000 Fairview Road	Copy To:		Company Name:	
Suite 200, Charlotte, NC 28210			-	Address:	
Email:	andrew.wreschnig@aecom.com	Purchase Order #:		Pace Quote:	
Phone:	(980)221-7831 Fax	Project Name:	Colonial Pipeline	Pace Project Manager:	nicole.gasiorowski@pacelabs.com,
Requested Due Date:	Standard TAT	Project #:		Pace Profile #:	12518

Regulatory Agency

State / Location: NC

Requested Analysis Filtered (Y/N)

ITEM #	SAMPLE ID (One Character per box. (A-Z, 0-9 / , -) Sample Ids must be unique)	MATRIX CODE (see valid codes to left)	SAMPLE TYPE (G=GRAB C=COMP)	COLLECTED START DATE	COLLECTED START TIME	COLLECTED END DATE	COLLECTED END TIME	SAMPLE TEMP AT COLLECTION	# OF CONTAINERS	Preservatives: Unpreserved	H2SO4	HNO3	HCl	NaOH	Na2S2O3	Methanol	Other	Analyses Test Y/N	6200	VPH	6010 Lead	504.1 EDB	Trip BLANK	Residual Chlorine (Y/N)	8243640
1	MW-34	WT	G	09/09	0830			78F	11			1	7		3			X	X	X	X				01
2	MW-33	WT	G	09/09	0910			78F	11			1	7		3			X	X	X	X				02
3	MW-27	WT	G	09/09	1010			78F	11			1	7		3			X	X	X	X				03
4	MW-26	WT	G	09/09	1055			78F	11			1	7		3			X	X	X	X				04
5	MW-22	WT	G	09/09	1120			78F	11			1	7		3			X	X	X	X				05
6	MW-20	WT	G	09/09	1255			78F	11			1	7		3			X	X	X	X				06
7	MW-18	WT	G	09/09	1340			78F	11			1	7		3			X	X	X	X				07
8	MW-15	WT	G	09/09	1405			78F	11			1	7		3			X	X	X	X				08
9	[redacted]	[redacted]						[redacted]	[redacted]			[redacted]			[redacted]			[redacted]							[redacted]
10	Trip Blank - ~~090420~~ 03																						X		010
11																									
12																									

ADDITIONAL COMMENTS	RELINQUISHED BY / AFFILIATION	DATE	TIME	ACCEPTED BY / AFFILIATION	DATE	TIME	SAMPLE CONDITIONS			
	A. Guerrier / AECOM	09/09/20	16:10	PaceHVI	9/9/20	16:10	2.1	Y	N	Y

SAMPLER NAME AND SIGNATURE

PRINT Name of SAMPLER: A. Guerrier

SIGNATURE of SAMPLER: [signature] DATE Signed: 09/09/20

TEMP in C | Received on Ice (Y/N) | Custody Sealed Cooler (Y/N) | Samples Intact (Y/N)

Pace Analytical Services, LLC
9800 Kincey Ave. Suite 100
Huntersville, NC 28078
(704)875-9092

September 11, 2020

Andrew Wreschnig
AECOM
6000 Fairview Road
Suite 200
Charlotte, NC 28210

RE: Project: Colonial Pipeline (9/10 GW)
Pace Project No.: 92494864

Dear Andrew Wreschnig:

Enclosed are the analytical results for sample(s) received by the laboratory on September 10, 2020. The results relate only to the samples included in this report. Results reported herein conform to the applicable TNI/NELAC Standards and the laboratory's Quality Manual, where applicable, unless otherwise noted in the body of the report.

The test results provided in this final report were generated by each of the following laboratories within the Pace Network:

- Pace National - Mt. Juliet
- Pace Analytical Services - Asheville
- Pace Analytical Services - Charlotte

If you have any questions concerning this report, please feel free to contact me.

Sincerely,

Nicole Gasiorowski
nicole.gasiorowski@pacelabs.com
(704)875-9092
Project Manager

Enclosures

cc: Jeff Morrison, Colonial Pipeline Company

This report shall not be reproduced, except in full,
without the written consent of Pace Analytical Services, LLC.

Pace Analytical Services, LLC
9800 Kincey Ave. Suite 100
Huntersville, NC 28078
(704)875-9092

CERTIFICATIONS

Project: Colonial Pipeline (9/10 GW)
Pace Project No.: 92494864

Pace Analytical Services National

12065 Lebanon Road, Mt. Juliet, TN 37122
Alabama Certification #: 40660
Alaska Certification 17-026
Arizona Certification #: AZ0612
Arkansas Certification #: 88-0469
California Certification #: 2932
Canada Certification #: 1461.01
Colorado Certification #: TN00003
Connecticut Certification #: PH-0197
DOD Certification: #1461.01
EPA# TN00003
Florida Certification #: E87487
Georgia DW Certification #: 923
Georgia Certification: NELAP
Idaho Certification #: TN00003
Illinois Certification #: 200008
Indiana Certification #: C-TN-01
Iowa Certification #: 364
Kansas Certification #: E-10277
Kentucky UST Certification #: 16
Kentucky Certification #: 90010
Louisiana Certification #: AI30792
Louisiana DW Certification #: LA180010
Maine Certification #: TN0002
Maryland Certification #: 324
Massachusetts Certification #: M-TN003
Michigan Certification #: 9958
Minnesota Certification #: 047-999-395
Mississippi Certification #: TN00003
Missouri Certification #: 340
Montana Certification #: CERT0086
Nebraska Certification #: NE-OS-15-05
Nevada Certification #: TN-03-2002-34
New Hampshire Certification #: 2975
New Jersey Certification #: TN002
New Mexico DW Certification
New York Certification #: 11742
North Carolina Aquatic Toxicity Certification #: 41
North Carolina Drinking Water Certification #: 21704
North Carolina Environmental Certificate #: 375
North Dakota Certification #: R-140
Ohio VAP Certification #: CL0069
Oklahoma Certification #: 9915
Oregon Certification #: TN200002
Pennsylvania Certification #: 68-02979
Rhode Island Certification #: LAO00356
South Carolina Certification #: 84004
South Dakota Certification
Tennessee DW/Chem/Micro Certification #: 2006
Texas Certification #: T 104704245-17-14
Texas Mold Certification #: LAB0152
USDA Soil Permit #: P330-15-00234
Utah Certification #: TN00003
Virginia Certification #: VT2006
Vermont Dept. of Health: ID# VT-2006
Virginia Certification #: 460132
Washington Certification #: C847
West Virginia Certification #: 233
Wisconsin Certification #: 9980939910
Wyoming UST Certification #: via A2LA 2926.01
A2LA-ISO 17025 Certification #: 1461.01
A2LA-ISO 17025 Certification #: 1461.02
AIHA-LAP/LLC EMLAP Certification #:100789

Pace Analytical Services Charlotte

9800 Kincey Ave. Ste 100, Huntersville, NC 28078
Louisiana/NELAP Certification # LA170028
North Carolina Drinking Water Certification #: 37706
North Carolina Field Services Certification #: 5342
North Carolina Wastewater Certification #: 12
South Carolina Certification #: 99006001
Florida/NELAP Certification #: E87627
Kentucky UST Certification #: 84
Virginia/VELAP Certification #: 460221

Pace Analytical Services Asheville

2225 Riverside Drive, Asheville, NC 28804
Florida/NELAP Certification #: E87648
Massachusetts Certification #: M-NC030
North Carolina Drinking Water Certification #: 37712
North Carolina Wastewater Certification #: 40
South Carolina Certification #: 99030001
Virginia/VELAP Certification #: 460222

REPORT OF LABORATORY ANALYSIS

This report shall not be reproduced, except in full,
without the written consent of Pace Analytical Services, LLC.

Pace Analytical Services, LLC
9800 Kincey Ave. Suite 100
Huntersville, NC 28078
(704)875-9092

SAMPLE ANALYTE COUNT

Project: Colonial Pipeline (9/10 GW)
Pace Project No.: 92494864

Lab ID	Sample ID	Method	Analysts	Analytes Reported	Laboratory
92494864001	**MW-32**	EPA 504.1	JMS1	2	PASI-C
		MADEP VPH	ADM	6	PAN
		EPA 6010D	SH1	1	PASI-A
		SM 6200B	CL	62	PASI-C
92494864002	**MW-35**	EPA 504.1	JMS1	2	PASI-C
		MADEP VPH	ADM	6	PAN
		EPA 6010D	SH1	1	PASI-A
		SM 6200B	CL	62	PASI-C
92494864003	**MW-36**	EPA 504.1	JMS1	2	PASI-C
		MADEP VPH	ADM	6	PAN
		EPA 6010D	SH1	1	PASI-A
		SM 6200B	CL	62	PASI-C
92494864004	**MW-37**	EPA 504.1	JMS1	2	PASI-C
		MADEP VPH	ADM	6	PAN
		EPA 6010D	SH1	1	PASI-A
		SM 6200B	CL	62	PASI-C
92494864005	**Trip Blank-04**	SM 6200B	CL	62	PASI-C

PAN = Pace National - Mt. Juliet
PASI-A = Pace Analytical Services - Asheville
PASI-C = Pace Analytical Services - Charlotte

This report shall not be reproduced, except in full,
without the written consent of Pace Analytical Services, LLC.

Pace Analytical Services, LLC
9800 Kincey Ave. Suite 100
Huntersville, NC 28078
(704)875-9092

ANALYTICAL RESULTS

Project: Colonial Pipeline (9/10 GW)
Pace Project No.: 92494864

Sample: MW-32 **Lab ID: 92494864001** Collected: 09/10/20 09:00 Received: 09/10/20 15:10 Matrix: Water

Parameters	Results	Units	Report Limit	DF	Prepared	Analyzed	CAS No.	Qual
504 GCS EDB and DBCP	Analytical Method: EPA 504.1 Preparation Method: EPA 504.1 Pace Analytical Services - Charlotte							
1,2-Dibromoethane (EDB)	ND	ug/L	0.020	1	09/10/20 17:43	09/10/20 21:15	106-93-4	
Surrogates								
1-Chloro-2-bromopropane (S)	105	%	70-130	1	09/10/20 17:43	09/10/20 21:15	301-79-56	
MADEPV	Analytical Method: MADEP VPH Preparation Method: MADEPV Pace National - Mt. Juliet							
Aliphatic (C05-C08)	ND	ug/L	100	1	09/11/20 11:25	09/11/20 11:25		
Aliphatic (C09-C12)	ND	ug/L	100	1	09/11/20 11:25	09/11/20 11:25		
Aromatic (C09-C10),Unadjusted	ND	ug/L	100	1	09/11/20 11:25	09/11/20 11:25	TPHC9C10A	
Total VPH	ND	ug/L	100	1	09/11/20 11:25	09/11/20 11:25	VPH	
Surrogates								
2,5-Dibromotoluene (FID)	100	%	70.0-130	1	09/11/20 11:25	09/11/20 11:25	615-59-8FID	
2,5-Dibromotoluene (PID)	108	%	70.0-130	1	09/11/20 11:25	09/11/20 11:25	615-59-8PID	
6010 MET ICP	Analytical Method: EPA 6010D Preparation Method: EPA 3010A Pace Analytical Services - Asheville							
Lead	ND	ug/L	5.0	1	09/11/20 01:56	09/11/20 09:42	7439-92-1	
6200B MSV	Analytical Method: SM 6200B Pace Analytical Services - Charlotte							
Benzene	ND	ug/L	0.50	1		09/11/20 08:21	71-43-2	
Bromobenzene	ND	ug/L	0.50	1		09/11/20 08:21	108-86-1	
Bromochloromethane	ND	ug/L	0.50	1		09/11/20 08:21	74-97-5	
Bromodichloromethane	ND	ug/L	0.50	1		09/11/20 08:21	75-27-4	
Bromoform	ND	ug/L	0.50	1		09/11/20 08:21	75-25-2	
Bromomethane	ND	ug/L	5.0	1		09/11/20 08:21	74-83-9	
n-Butylbenzene	ND	ug/L	0.50	1		09/11/20 08:21	104-51-8	
sec-Butylbenzene	ND	ug/L	0.50	1		09/11/20 08:21	135-98-8	
tert-Butylbenzene	ND	ug/L	0.50	1		09/11/20 08:21	98-06-6	
Carbon tetrachloride	ND	ug/L	0.50	1		09/11/20 08:21	56-23-5	
Chlorobenzene	ND	ug/L	0.50	1		09/11/20 08:21	108-90-7	
Chloroethane	ND	ug/L	1.0	1		09/11/20 08:21	75-00-3	
Chloroform	ND	ug/L	0.50	1		09/11/20 08:21	67-66-3	
Chloromethane	ND	ug/L	1.0	1		09/11/20 08:21	74-87-3	
2-Chlorotoluene	ND	ug/L	0.50	1		09/11/20 08:21	95-49-8	
4-Chlorotoluene	ND	ug/L	0.50	1		09/11/20 08:21	106-43-4	
1,2-Dibromo-3-chloropropane	ND	ug/L	1.0	1		09/11/20 08:21	96-12-8	
Dibromochloromethane	ND	ug/L	0.50	1		09/11/20 08:21	124-48-1	
Dibromomethane	ND	ug/L	0.50	1		09/11/20 08:21	74-95-3	
1,2-Dichlorobenzene	ND	ug/L	0.50	1		09/11/20 08:21	95-50-1	
1,3-Dichlorobenzene	ND	ug/L	0.50	1		09/11/20 08:21	541-73-1	
1,4-Dichlorobenzene	ND	ug/L	0.50	1		09/11/20 08:21	106-46-7	
Dichlorodifluoromethane	ND	ug/L	0.50	1		09/11/20 08:21	75-71-8	
1,1-Dichloroethane	ND	ug/L	0.50	1		09/11/20 08:21	75-34-3	
1,2-Dichloroethane	ND	ug/L	0.50	1		09/11/20 08:21	107-06-2	
1,1-Dichloroethene	ND	ug/L	0.50	1		09/11/20 08:21	75-35-4	

REPORT OF LABORATORY ANALYSIS

This report shall not be reproduced, except in full,
without the written consent of Pace Analytical Services, LLC.

Pace Analytical Services, LLC
9800 Kincey Ave. Suite 100
Huntersville, NC 28078
(704)875-9092

ANALYTICAL RESULTS

Project: Colonial Pipeline (9/10 GW)
Pace Project No.: 92494864

Sample: MW-32 **Lab ID: 92494864001** Collected: 09/10/20 09:00 Received: 09/10/20 15:10 Matrix: Water

Parameters	Results	Units	Report Limit	DF	Prepared	Analyzed	CAS No.	Qual
6200B MSV	Analytical Method: SM 6200B Pace Analytical Services - Charlotte							
cis-1,2-Dichloroethene	ND	ug/L	0.50	1		09/11/20 08:21	156-59-2	
trans-1,2-Dichloroethene	ND	ug/L	0.50	1		09/11/20 08:21	156-60-5	
1,2-Dichloropropane	ND	ug/L	0.50	1		09/11/20 08:21	78-87-5	
1,3-Dichloropropane	ND	ug/L	0.50	1		09/11/20 08:21	142-28-9	
2,2-Dichloropropane	ND	ug/L	0.50	1		09/11/20 08:21	594-20-7	
1,1-Dichloropropene	ND	ug/L	0.50	1		09/11/20 08:21	563-58-6	
cis-1,3-Dichloropropene	ND	ug/L	0.50	1		09/11/20 08:21	10061-01-5	
trans-1,3-Dichloropropene	ND	ug/L	0.50	1		09/11/20 08:21	10061-02-6	
Diisopropyl ether	ND	ug/L	0.50	1		09/11/20 08:21	108-20-3	
Ethylbenzene	ND	ug/L	0.50	1		09/11/20 08:21	100-41-4	
Hexachloro-1,3-butadiene	ND	ug/L	2.0	1		09/11/20 08:21	87-68-3	
Isopropylbenzene (Cumene)	ND	ug/L	0.50	1		09/11/20 08:21	98-82-8	
Methylene Chloride	ND	ug/L	2.0	1		09/11/20 08:21	75-09-2	
Methyl-tert-butyl ether	ND	ug/L	0.50	1		09/11/20 08:21	1634-04-4	
Naphthalene	ND	ug/L	2.0	1		09/11/20 08:21	91-20-3	
n-Propylbenzene	ND	ug/L	0.50	1		09/11/20 08:21	103-65-1	
Styrene	ND	ug/L	0.50	1		09/11/20 08:21	100-42-5	
1,1,1,2-Tetrachloroethane	ND	ug/L	0.50	1		09/11/20 08:21	630-20-6	
1,1,2,2-Tetrachloroethane	ND	ug/L	0.50	1		09/11/20 08:21	79-34-5	
Tetrachloroethene	ND	ug/L	0.50	1		09/11/20 08:21	127-18-4	
Toluene	ND	ug/L	0.50	1		09/11/20 08:21	108-88-3	
1,2,3-Trichlorobenzene	ND	ug/L	2.0	1		09/11/20 08:21	87-61-6	
1,2,4-Trichlorobenzene	ND	ug/L	2.0	1		09/11/20 08:21	120-82-1	
1,1,1-Trichloroethane	ND	ug/L	0.50	1		09/11/20 08:21	71-55-6	
1,1,2-Trichloroethane	ND	ug/L	0.50	1		09/11/20 08:21	79-00-5	
Trichloroethene	ND	ug/L	0.50	1		09/11/20 08:21	79-01-6	
Trichlorofluoromethane	ND	ug/L	1.0	1		09/11/20 08:21	75-69-4	
1,2,3-Trichloropropane	ND	ug/L	0.50	1		09/11/20 08:21	96-18-4	
1,2,4-Trimethylbenzene	ND	ug/L	0.50	1		09/11/20 08:21	95-63-6	
1,3,5-Trimethylbenzene	ND	ug/L	0.50	1		09/11/20 08:21	108-67-8	
Vinyl chloride	ND	ug/L	1.0	1		09/11/20 08:21	75-01-4	
m&p-Xylene	ND	ug/L	1.0	1		09/11/20 08:21	179601-23-1	
o-Xylene	ND	ug/L	0.50	1		09/11/20 08:21	95-47-6	
Surrogates								
1,2-Dichloroethane-d4 (S)	91	%	70-130	1		09/11/20 08:21	17060-07-0	
4-Bromofluorobenzene (S)	95	%	70-130	1		09/11/20 08:21	460-00-4	
Toluene-d8 (S)	99	%	70-130	1		09/11/20 08:21	2037-26-5	

REPORT OF LABORATORY ANALYSIS

This report shall not be reproduced, except in full,
without the written consent of Pace Analytical Services, LLC.

Pace Analytical Services, LLC
9800 Kincey Ave. Suite 100
Huntersville, NC 28078
(704)875-9092

ANALYTICAL RESULTS

Project: Colonial Pipeline (9/10 GW)
Pace Project No.: 92494864

Sample: MW-35 **Lab ID: 92494864002** Collected: 09/10/20 09:55 Received: 09/10/20 15:10 Matrix: Water

Parameters	Results	Units	Report Limit	DF	Prepared	Analyzed	CAS No.	Qual
504 GCS EDB and DBCP	Analytical Method: EPA 504.1 Preparation Method: EPA 504.1 Pace Analytical Services - Charlotte							
1,2-Dibromoethane (EDB)	ND	ug/L	0.020	1	09/10/20 17:43	09/10/20 21:27	106-93-4	
Surrogates								
1-Chloro-2-bromopropane (S)	106	%	70-130	1	09/10/20 17:43	09/10/20 21:27	301-79-56	
MADEPV	Analytical Method: MADEP VPH Preparation Method: MADEPV Pace National - Mt. Juliet							
Aliphatic (C05-C08)	ND	ug/L	100	1	09/11/20 12:36	09/11/20 12:36		
Aliphatic (C09-C12)	ND	ug/L	100	1	09/11/20 12:36	09/11/20 12:36		
Aromatic (C09-C10),Unadjusted	ND	ug/L	100	1	09/11/20 12:36	09/11/20 12:36	TPHC9C10A	
Total VPH	ND	ug/L	100	1	09/11/20 12:36	09/11/20 12:36	VPH	
Surrogates								
2,5-Dibromotoluene (FID)	93.6	%	70.0-130	1	09/11/20 12:36	09/11/20 12:36	615-59-8FID	
2,5-Dibromotoluene (PID)	105	%	70.0-130	1	09/11/20 12:36	09/11/20 12:36	615-59-8PID	
6010 MET ICP	Analytical Method: EPA 6010D Preparation Method: EPA 3010A Pace Analytical Services - Asheville							
Lead	ND	ug/L	5.0	1	09/11/20 01:56	09/11/20 10:01	7439-92-1	
6200B MSV	Analytical Method: SM 6200B Pace Analytical Services - Charlotte							
Benzene	ND	ug/L	0.50	1		09/11/20 08:39	71-43-2	
Bromobenzene	ND	ug/L	0.50	1		09/11/20 08:39	108-86-1	
Bromochloromethane	ND	ug/L	0.50	1		09/11/20 08:39	74-97-5	
Bromodichloromethane	ND	ug/L	0.50	1		09/11/20 08:39	75-27-4	
Bromoform	ND	ug/L	0.50	1		09/11/20 08:39	75-25-2	
Bromomethane	ND	ug/L	5.0	1		09/11/20 08:39	74-83-9	
n-Butylbenzene	ND	ug/L	0.50	1		09/11/20 08:39	104-51-8	
sec-Butylbenzene	ND	ug/L	0.50	1		09/11/20 08:39	135-98-8	
tert-Butylbenzene	ND	ug/L	0.50	1		09/11/20 08:39	98-06-6	
Carbon tetrachloride	ND	ug/L	0.50	1		09/11/20 08:39	56-23-5	
Chlorobenzene	ND	ug/L	0.50	1		09/11/20 08:39	108-90-7	
Chloroethane	ND	ug/L	1.0	1		09/11/20 08:39	75-00-3	
Chloroform	ND	ug/L	0.50	1		09/11/20 08:39	67-66-3	
Chloromethane	ND	ug/L	1.0	1		09/11/20 08:39	74-87-3	
2-Chlorotoluene	ND	ug/L	0.50	1		09/11/20 08:39	95-49-8	
4-Chlorotoluene	ND	ug/L	0.50	1		09/11/20 08:39	106-43-4	
1,2-Dibromo-3-chloropropane	ND	ug/L	1.0	1		09/11/20 08:39	96-12-8	
Dibromochloromethane	ND	ug/L	0.50	1		09/11/20 08:39	124-48-1	
Dibromomethane	ND	ug/L	0.50	1		09/11/20 08:39	74-95-3	
1,2-Dichlorobenzene	ND	ug/L	0.50	1		09/11/20 08:39	95-50-1	
1,3-Dichlorobenzene	ND	ug/L	0.50	1		09/11/20 08:39	541-73-1	
1,4-Dichlorobenzene	ND	ug/L	0.50	1		09/11/20 08:39	106-46-7	
Dichlorodifluoromethane	ND	ug/L	0.50	1		09/11/20 08:39	75-71-8	
1,1-Dichloroethane	ND	ug/L	0.50	1		09/11/20 08:39	75-34-3	
1,2-Dichloroethane	ND	ug/L	0.50	1		09/11/20 08:39	107-06-2	
1,1-Dichloroethene	ND	ug/L	0.50	1		09/11/20 08:39	75-35-4	

REPORT OF LABORATORY ANALYSIS

This report shall not be reproduced, except in full,
without the written consent of Pace Analytical Services, LLC.

Pace Analytical Services, LLC
9800 Kincey Ave. Suite 100
Huntersville, NC 28078
(704)875-9092

ANALYTICAL RESULTS

Project: Colonial Pipeline (9/10 GW)
Pace Project No.: 92494864

Sample: MW-35 **Lab ID: 92494864002** Collected: 09/10/20 09:55 Received: 09/10/20 15:10 Matrix: Water

Parameters	Results	Units	Report Limit	DF	Prepared	Analyzed	CAS No.	Qual
6200B MSV	Analytical Method: SM 6200B Pace Analytical Services - Charlotte							
cis-1,2-Dichloroethene	ND	ug/L	0.50	1		09/11/20 08:39	156-59-2	
trans-1,2-Dichloroethene	ND	ug/L	0.50	1		09/11/20 08:39	156-60-5	
1,2-Dichloropropane	ND	ug/L	0.50	1		09/11/20 08:39	78-87-5	
1,3-Dichloropropane	ND	ug/L	0.50	1		09/11/20 08:39	142-28-9	
2,2-Dichloropropane	ND	ug/L	0.50	1		09/11/20 08:39	594-20-7	
1,1-Dichloropropene	ND	ug/L	0.50	1		09/11/20 08:39	563-58-6	
cis-1,3-Dichloropropene	ND	ug/L	0.50	1		09/11/20 08:39	10061-01-5	
trans-1,3-Dichloropropene	ND	ug/L	0.50	1		09/11/20 08:39	10061-02-6	
Diisopropyl ether	ND	ug/L	0.50	1		09/11/20 08:39	108-20-3	
Ethylbenzene	ND	ug/L	0.50	1		09/11/20 08:39	100-41-4	
Hexachloro-1,3-butadiene	ND	ug/L	2.0	1		09/11/20 08:39	87-68-3	
Isopropylbenzene (Cumene)	ND	ug/L	0.50	1		09/11/20 08:39	98-82-8	
Methylene Chloride	ND	ug/L	2.0	1		09/11/20 08:39	75-09-2	
Methyl-tert-butyl ether	ND	ug/L	0.50	1		09/11/20 08:39	1634-04-4	
Naphthalene	ND	ug/L	2.0	1		09/11/20 08:39	91-20-3	
n-Propylbenzene	ND	ug/L	0.50	1		09/11/20 08:39	103-65-1	
Styrene	ND	ug/L	0.50	1		09/11/20 08:39	100-42-5	
1,1,1,2-Tetrachloroethane	ND	ug/L	0.50	1		09/11/20 08:39	630-20-6	
1,1,2,2-Tetrachloroethane	ND	ug/L	0.50	1		09/11/20 08:39	79-34-5	
Tetrachloroethene	ND	ug/L	0.50	1		09/11/20 08:39	127-18-4	
Toluene	ND	ug/L	0.50	1		09/11/20 08:39	108-88-3	
1,2,3-Trichlorobenzene	ND	ug/L	2.0	1		09/11/20 08:39	87-61-6	
1,2,4-Trichlorobenzene	ND	ug/L	2.0	1		09/11/20 08:39	120-82-1	
1,1,1-Trichloroethane	ND	ug/L	0.50	1		09/11/20 08:39	71-55-6	
1,1,2-Trichloroethane	ND	ug/L	0.50	1		09/11/20 08:39	79-00-5	
Trichloroethene	ND	ug/L	0.50	1		09/11/20 08:39	79-01-6	
Trichlorofluoromethane	ND	ug/L	1.0	1		09/11/20 08:39	75-69-4	
1,2,3-Trichloropropane	ND	ug/L	0.50	1		09/11/20 08:39	96-18-4	
1,2,4-Trimethylbenzene	ND	ug/L	0.50	1		09/11/20 08:39	95-63-6	
1,3,5-Trimethylbenzene	ND	ug/L	0.50	1		09/11/20 08:39	108-67-8	
Vinyl chloride	ND	ug/L	1.0	1		09/11/20 08:39	75-01-4	
m&p-Xylene	ND	ug/L	1.0	1		09/11/20 08:39	179601-23-1	
o-Xylene	ND	ug/L	0.50	1		09/11/20 08:39	95-47-6	
Surrogates								
1,2-Dichloroethane-d4 (S)	93	%	70-130	1		09/11/20 08:39	17060-07-0	
4-Bromofluorobenzene (S)	95	%	70-130	1		09/11/20 08:39	460-00-4	
Toluene-d8 (S)	100	%	70-130	1		09/11/20 08:39	2037-26-5	

REPORT OF LABORATORY ANALYSIS

This report shall not be reproduced, except in full,
without the written consent of Pace Analytical Services, LLC.

Pace Analytical Services, LLC
9800 Kincey Ave. Suite 100
Huntersville, NC 28078
(704)875-9092

ANALYTICAL RESULTS

Project: Colonial Pipeline (9/10 GW)
Pace Project No.: 92494864

Sample: MW-36 **Lab ID: 92494864003** Collected: 09/10/20 10:50 Received: 09/10/20 15:10 Matrix: Water

Parameters	Results	Units	Report Limit	DF	Prepared	Analyzed	CAS No.	Qual
504 GCS EDB and DBCP	Analytical Method: EPA 504.1 Preparation Method: EPA 504.1 Pace Analytical Services - Charlotte							
1,2-Dibromoethane (EDB)	ND	ug/L	0.021	1	09/10/20 17:43	09/10/20 21:39	106-93-4	
Surrogates								
1-Chloro-2-bromopropane (S)	105	%	70-130	1	09/10/20 17:43	09/10/20 21:39	301-79-56	
MADEPV	Analytical Method: MADEP VPH Preparation Method: MADEPV Pace National - Mt. Juliet							
Aliphatic (C05-C08)	ND	ug/L	100	1	09/11/20 13:09	09/11/20 13:09		
Aliphatic (C09-C12)	ND	ug/L	100	1	09/11/20 13:09	09/11/20 13:09		
Aromatic (C09-C10),Unadjusted	ND	ug/L	100	1	09/11/20 13:09	09/11/20 13:09	TPHC9C10A	
Total VPH	ND	ug/L	100	1	09/11/20 13:09	09/11/20 13:09	VPH	
Surrogates								
2,5-Dibromotoluene (FID)	94.5	%	70.0-130	1	09/11/20 13:09	09/11/20 13:09	615-59-8FID	
2,5-Dibromotoluene (PID)	103	%	70.0-130	1	09/11/20 13:09	09/11/20 13:09	615-59-8PID	
6010 MET ICP	Analytical Method: EPA 6010D Preparation Method: EPA 3010A Pace Analytical Services - Asheville							
Lead	ND	ug/L	5.0	1	09/11/20 01:56	09/11/20 10:04	7439-92-1	
6200B MSV	Analytical Method: SM 6200B Pace Analytical Services - Charlotte							
Benzene	ND	ug/L	0.50	1		09/11/20 08:57	71-43-2	
Bromobenzene	ND	ug/L	0.50	1		09/11/20 08:57	108-86-1	
Bromochloromethane	ND	ug/L	0.50	1		09/11/20 08:57	74-97-5	
Bromodichloromethane	ND	ug/L	0.50	1		09/11/20 08:57	75-27-4	
Bromoform	ND	ug/L	0.50	1		09/11/20 08:57	75-25-2	
Bromomethane	ND	ug/L	5.0	1		09/11/20 08:57	74-83-9	
n-Butylbenzene	ND	ug/L	0.50	1		09/11/20 08:57	104-51-8	
sec-Butylbenzene	ND	ug/L	0.50	1		09/11/20 08:57	135-98-8	
tert-Butylbenzene	ND	ug/L	0.50	1		09/11/20 08:57	98-06-6	
Carbon tetrachloride	ND	ug/L	0.50	1		09/11/20 08:57	56-23-5	
Chlorobenzene	ND	ug/L	0.50	1		09/11/20 08:57	108-90-7	
Chloroethane	ND	ug/L	1.0	1		09/11/20 08:57	75-00-3	
Chloroform	ND	ug/L	0.50	1		09/11/20 08:57	67-66-3	
Chloromethane	ND	ug/L	1.0	1		09/11/20 08:57	74-87-3	
2-Chlorotoluene	ND	ug/L	0.50	1		09/11/20 08:57	95-49-8	
4-Chlorotoluene	ND	ug/L	0.50	1		09/11/20 08:57	106-43-4	
1,2-Dibromo-3-chloropropane	ND	ug/L	1.0	1		09/11/20 08:57	96-12-8	
Dibromochloromethane	ND	ug/L	0.50	1		09/11/20 08:57	124-48-1	
Dibromomethane	ND	ug/L	0.50	1		09/11/20 08:57	74-95-3	
1,2-Dichlorobenzene	ND	ug/L	0.50	1		09/11/20 08:57	95-50-1	
1,3-Dichlorobenzene	ND	ug/L	0.50	1		09/11/20 08:57	541-73-1	
1,4-Dichlorobenzene	ND	ug/L	0.50	1		09/11/20 08:57	106-46-7	
Dichlorodifluoromethane	ND	ug/L	0.50	1		09/11/20 08:57	75-71-8	
1,1-Dichloroethane	ND	ug/L	0.50	1		09/11/20 08:57	75-34-3	
1,2-Dichloroethane	ND	ug/L	0.50	1		09/11/20 08:57	107-06-2	
1,1-Dichloroethene	ND	ug/L	0.50	1		09/11/20 08:57	75-35-4	

REPORT OF LABORATORY ANALYSIS

This report shall not be reproduced, except in full,
without the written consent of Pace Analytical Services, LLC.

Pace Analytical Services, LLC
9800 Kincey Ave. Suite 100
Huntersville, NC 28078
(704)875-9092

ANALYTICAL RESULTS

Project: Colonial Pipeline (9/10 GW)
Pace Project No.: 92494864

Sample: MW-36 **Lab ID: 92494864003** Collected: 09/10/20 10:50 Received: 09/10/20 15:10 Matrix: Water

Parameters	Results	Units	Report Limit	DF	Prepared	Analyzed	CAS No.	Qual
6200B MSV	Analytical Method: SM 6200B Pace Analytical Services - Charlotte							
cis-1,2-Dichloroethene	ND	ug/L	0.50	1		09/11/20 08:57	156-59-2	
trans-1,2-Dichloroethene	ND	ug/L	0.50	1		09/11/20 08:57	156-60-5	
1,2-Dichloropropane	ND	ug/L	0.50	1		09/11/20 08:57	78-87-5	
1,3-Dichloropropane	ND	ug/L	0.50	1		09/11/20 08:57	142-28-9	
2,2-Dichloropropane	ND	ug/L	0.50	1		09/11/20 08:57	594-20-7	
1,1-Dichloropropene	ND	ug/L	0.50	1		09/11/20 08:57	563-58-6	
cis-1,3-Dichloropropene	ND	ug/L	0.50	1		09/11/20 08:57	10061-01-5	
trans-1,3-Dichloropropene	ND	ug/L	0.50	1		09/11/20 08:57	10061-02-6	
Diisopropyl ether	ND	ug/L	0.50	1		09/11/20 08:57	108-20-3	
Ethylbenzene	ND	ug/L	0.50	1		09/11/20 08:57	100-41-4	
Hexachloro-1,3-butadiene	ND	ug/L	2.0	1		09/11/20 08:57	87-68-3	
Isopropylbenzene (Cumene)	ND	ug/L	0.50	1		09/11/20 08:57	98-82-8	
Methylene Chloride	ND	ug/L	2.0	1		09/11/20 08:57	75-09-2	
Methyl-tert-butyl ether	ND	ug/L	0.50	1		09/11/20 08:57	1634-04-4	
Naphthalene	ND	ug/L	2.0	1		09/11/20 08:57	91-20-3	
n-Propylbenzene	ND	ug/L	0.50	1		09/11/20 08:57	103-65-1	
Styrene	ND	ug/L	0.50	1		09/11/20 08:57	100-42-5	
1,1,1,2-Tetrachloroethane	ND	ug/L	0.50	1		09/11/20 08:57	630-20-6	
1,1,2,2-Tetrachloroethane	ND	ug/L	0.50	1		09/11/20 08:57	79-34-5	
Tetrachloroethene	ND	ug/L	0.50	1		09/11/20 08:57	127-18-4	
Toluene	ND	ug/L	0.50	1		09/11/20 08:57	108-88-3	
1,2,3-Trichlorobenzene	ND	ug/L	2.0	1		09/11/20 08:57	87-61-6	
1,2,4-Trichlorobenzene	ND	ug/L	2.0	1		09/11/20 08:57	120-82-1	
1,1,1-Trichloroethane	ND	ug/L	0.50	1		09/11/20 08:57	71-55-6	
1,1,2-Trichloroethane	ND	ug/L	0.50	1		09/11/20 08:57	79-00-5	
Trichloroethene	ND	ug/L	0.50	1		09/11/20 08:57	79-01-6	
Trichlorofluoromethane	ND	ug/L	1.0	1		09/11/20 08:57	75-69-4	
1,2,3-Trichloropropane	ND	ug/L	0.50	1		09/11/20 08:57	96-18-4	
1,2,4-Trimethylbenzene	ND	ug/L	0.50	1		09/11/20 08:57	95-63-6	
1,3,5-Trimethylbenzene	ND	ug/L	0.50	1		09/11/20 08:57	108-67-8	
Vinyl chloride	ND	ug/L	1.0	1		09/11/20 08:57	75-01-4	
m&p-Xylene	ND	ug/L	1.0	1		09/11/20 08:57	179601-23-1	
o-Xylene	ND	ug/L	0.50	1		09/11/20 08:57	95-47-6	
Surrogates								
1,2-Dichloroethane-d4 (S)	90	%	70-130	1		09/11/20 08:57	17060-07-0	
4-Bromofluorobenzene (S)	94	%	70-130	1		09/11/20 08:57	460-00-4	
Toluene-d8 (S)	98	%	70-130	1		09/11/20 08:57	2037-26-5	

REPORT OF LABORATORY ANALYSIS

This report shall not be reproduced, except in full,
without the written consent of Pace Analytical Services, LLC.

Pace Analytical Services, LLC
9800 Kincey Ave. Suite 100
Huntersville, NC 28078
(704)875-9092

ANALYTICAL RESULTS

Project: Colonial Pipeline (9/10 GW)
Pace Project No.: 92494864

Sample: MW-37 **Lab ID: 92494864004** Collected: 09/10/20 13:25 Received: 09/10/20 15:10 Matrix: Water

Parameters	Results	Units	Report Limit	DF	Prepared	Analyzed	CAS No.	Qual
504 GCS EDB and DBCP	Analytical Method: EPA 504.1 Preparation Method: EPA 504.1 Pace Analytical Services - Charlotte							
1,2-Dibromoethane (EDB)	ND	ug/L	0.021	1	09/10/20 17:43	09/10/20 21:50	106-93-4	
Surrogates								
1-Chloro-2-bromopropane (S)	106	%	70-130	1	09/10/20 17:43	09/10/20 21:50	301-79-56	
MADEPV	Analytical Method: MADEP VPH Preparation Method: MADEPV Pace National - Mt. Juliet							
Aliphatic (C05-C08)	ND	ug/L	100	1	09/11/20 13:42	09/11/20 13:42		
Aliphatic (C09-C12)	ND	ug/L	100	1	09/11/20 13:42	09/11/20 13:42		
Aromatic (C09-C10),Unadjusted	ND	ug/L	100	1	09/11/20 13:42	09/11/20 13:42	TPHC9C10A	
Total VPH	ND	ug/L	100	1	09/11/20 13:42	09/11/20 13:42	VPH	
Surrogates								
2,5-Dibromotoluene (FID)	93.2	%	70.0-130	1	09/11/20 13:42	09/11/20 13:42	615-59-8FID	
2,5-Dibromotoluene (PID)	103	%	70.0-130	1	09/11/20 13:42	09/11/20 13:42	615-59-8PID	
6010 MET ICP	Analytical Method: EPA 6010D Preparation Method: EPA 3010A Pace Analytical Services - Asheville							
Lead	ND	ug/L	5.0	1	09/11/20 01:56	09/11/20 10:07	7439-92-1	
6200B MSV	Analytical Method: SM 6200B Pace Analytical Services - Charlotte							
Benzene	ND	ug/L	0.50	1		09/11/20 09:15	71-43-2	
Bromobenzene	ND	ug/L	0.50	1		09/11/20 09:15	108-86-1	
Bromochloromethane	ND	ug/L	0.50	1		09/11/20 09:15	74-97-5	
Bromodichloromethane	ND	ug/L	0.50	1		09/11/20 09:15	75-27-4	
Bromoform	ND	ug/L	0.50	1		09/11/20 09:15	75-25-2	
Bromomethane	ND	ug/L	5.0	1		09/11/20 09:15	74-83-9	
n-Butylbenzene	ND	ug/L	0.50	1		09/11/20 09:15	104-51-8	
sec-Butylbenzene	ND	ug/L	0.50	1		09/11/20 09:15	135-98-8	
tert-Butylbenzene	ND	ug/L	0.50	1		09/11/20 09:15	98-06-6	
Carbon tetrachloride	ND	ug/L	0.50	1		09/11/20 09:15	56-23-5	
Chlorobenzene	ND	ug/L	0.50	1		09/11/20 09:15	108-90-7	
Chloroethane	ND	ug/L	1.0	1		09/11/20 09:15	75-00-3	
Chloroform	ND	ug/L	0.50	1		09/11/20 09:15	67-66-3	
Chloromethane	ND	ug/L	1.0	1		09/11/20 09:15	74-87-3	
2-Chlorotoluene	ND	ug/L	0.50	1		09/11/20 09:15	95-49-8	
4-Chlorotoluene	ND	ug/L	0.50	1		09/11/20 09:15	106-43-4	
1,2-Dibromo-3-chloropropane	ND	ug/L	1.0	1		09/11/20 09:15	96-12-8	
Dibromochloromethane	ND	ug/L	0.50	1		09/11/20 09:15	124-48-1	
Dibromomethane	ND	ug/L	0.50	1		09/11/20 09:15	74-95-3	
1,2-Dichlorobenzene	ND	ug/L	0.50	1		09/11/20 09:15	95-50-1	
1,3-Dichlorobenzene	ND	ug/L	0.50	1		09/11/20 09:15	541-73-1	
1,4-Dichlorobenzene	ND	ug/L	0.50	1		09/11/20 09:15	106-46-7	
Dichlorodifluoromethane	ND	ug/L	0.50	1		09/11/20 09:15	75-71-8	
1,1-Dichloroethane	ND	ug/L	0.50	1		09/11/20 09:15	75-34-3	
1,2-Dichloroethane	ND	ug/L	0.50	1		09/11/20 09:15	107-06-2	
1,1-Dichloroethene	ND	ug/L	0.50	1		09/11/20 09:15	75-35-4	

REPORT OF LABORATORY ANALYSIS

This report shall not be reproduced, except in full,
without the written consent of Pace Analytical Services, LLC.

Pace Analytical Services, LLC
9800 Kincey Ave. Suite 100
Huntersville, NC 28078
(704)875-9092

ANALYTICAL RESULTS

Project: Colonial Pipeline (9/10 GW)
Pace Project No.: 92494864

Sample: MW-37 **Lab ID: 92494864004** Collected: 09/10/20 13:25 Received: 09/10/20 15:10 Matrix: Water

Parameters	Results	Units	Report Limit	DF	Prepared	Analyzed	CAS No.	Qual
6200B MSV	Analytical Method: SM 6200B Pace Analytical Services - Charlotte							
cis-1,2-Dichloroethene	ND	ug/L	0.50	1		09/11/20 09:15	156-59-2	
trans-1,2-Dichloroethene	ND	ug/L	0.50	1		09/11/20 09:15	156-60-5	
1,2-Dichloropropane	ND	ug/L	0.50	1		09/11/20 09:15	78-87-5	
1,3-Dichloropropane	ND	ug/L	0.50	1		09/11/20 09:15	142-28-9	
2,2-Dichloropropane	ND	ug/L	0.50	1		09/11/20 09:15	594-20-7	
1,1-Dichloropropene	ND	ug/L	0.50	1		09/11/20 09:15	563-58-6	
cis-1,3-Dichloropropene	ND	ug/L	0.50	1		09/11/20 09:15	10061-01-5	
trans-1,3-Dichloropropene	ND	ug/L	0.50	1		09/11/20 09:15	10061-02-6	
Diisopropyl ether	ND	ug/L	0.50	1		09/11/20 09:15	108-20-3	
Ethylbenzene	ND	ug/L	0.50	1		09/11/20 09:15	100-41-4	
Hexachloro-1,3-butadiene	ND	ug/L	2.0	1		09/11/20 09:15	87-68-3	
Isopropylbenzene (Cumene)	ND	ug/L	0.50	1		09/11/20 09:15	98-82-8	
Methylene Chloride	ND	ug/L	2.0	1		09/11/20 09:15	75-09-2	
Methyl-tert-butyl ether	ND	ug/L	0.50	1		09/11/20 09:15	1634-04-4	
Naphthalene	ND	ug/L	2.0	1		09/11/20 09:15	91-20-3	
n-Propylbenzene	ND	ug/L	0.50	1		09/11/20 09:15	103-65-1	
Styrene	ND	ug/L	0.50	1		09/11/20 09:15	100-42-5	
1,1,1,2-Tetrachloroethane	ND	ug/L	0.50	1		09/11/20 09:15	630-20-6	
1,1,2,2-Tetrachloroethane	ND	ug/L	0.50	1		09/11/20 09:15	79-34-5	
Tetrachloroethene	ND	ug/L	0.50	1		09/11/20 09:15	127-18-4	
Toluene	ND	ug/L	0.50	1		09/11/20 09:15	108-88-3	
1,2,3-Trichlorobenzene	ND	ug/L	2.0	1		09/11/20 09:15	87-61-6	
1,2,4-Trichlorobenzene	ND	ug/L	2.0	1		09/11/20 09:15	120-82-1	
1,1,1-Trichloroethane	ND	ug/L	0.50	1		09/11/20 09:15	71-55-6	
1,1,2-Trichloroethane	ND	ug/L	0.50	1		09/11/20 09:15	79-00-5	
Trichloroethene	ND	ug/L	0.50	1		09/11/20 09:15	79-01-6	
Trichlorofluoromethane	ND	ug/L	1.0	1		09/11/20 09:15	75-69-4	
1,2,3-Trichloropropane	ND	ug/L	0.50	1		09/11/20 09:15	96-18-4	
1,2,4-Trimethylbenzene	ND	ug/L	0.50	1		09/11/20 09:15	95-63-6	
1,3,5-Trimethylbenzene	ND	ug/L	0.50	1		09/11/20 09:15	108-67-8	
Vinyl chloride	ND	ug/L	1.0	1		09/11/20 09:15	75-01-4	
m&p-Xylene	ND	ug/L	1.0	1		09/11/20 09:15	179601-23-1	
o-Xylene	ND	ug/L	0.50	1		09/11/20 09:15	95-47-6	
Surrogates								
1,2-Dichloroethane-d4 (S)	91	%	70-130	1		09/11/20 09:15	17060-07-0	
4-Bromofluorobenzene (S)	96	%	70-130	1		09/11/20 09:15	460-00-4	
Toluene-d8 (S)	99	%	70-130	1		09/11/20 09:15	2037-26-5	

REPORT OF LABORATORY ANALYSIS

This report shall not be reproduced, except in full,
without the written consent of Pace Analytical Services, LLC.

Pace Analytical Services, LLC
9800 Kincey Ave. Suite 100
Huntersville, NC 28078
(704)875-9092

ANALYTICAL RESULTS

Project: Colonial Pipeline (9/10 GW)
Pace Project No.: 92494864

Sample: Trip Blank-04 **Lab ID: 92494864005** Collected: 09/10/20 00:00 Received: 09/10/20 15:10 Matrix: Water

Parameters	Results	Units	Report Limit	DF	Prepared	Analyzed	CAS No.	Qual
6200B MSV	Analytical Method: SM 6200B Pace Analytical Services - Charlotte							
Benzene	ND	ug/L	0.50	1		09/11/20 08:02	71-43-2	
Bromobenzene	ND	ug/L	0.50	1		09/11/20 08:02	108-86-1	
Bromochloromethane	ND	ug/L	0.50	1		09/11/20 08:02	74-97-5	
Bromodichloromethane	ND	ug/L	0.50	1		09/11/20 08:02	75-27-4	
Bromoform	ND	ug/L	0.50	1		09/11/20 08:02	75-25-2	
Bromomethane	ND	ug/L	5.0	1		09/11/20 08:02	74-83-9	
n-Butylbenzene	ND	ug/L	0.50	1		09/11/20 08:02	104-51-8	
sec-Butylbenzene	ND	ug/L	0.50	1		09/11/20 08:02	135-98-8	
tert-Butylbenzene	ND	ug/L	0.50	1		09/11/20 08:02	98-06-6	
Carbon tetrachloride	ND	ug/L	0.50	1		09/11/20 08:02	56-23-5	
Chlorobenzene	ND	ug/L	0.50	1		09/11/20 08:02	108-90-7	
Chloroethane	ND	ug/L	1.0	1		09/11/20 08:02	75-00-3	
Chloroform	ND	ug/L	0.50	1		09/11/20 08:02	67-66-3	
Chloromethane	ND	ug/L	1.0	1		09/11/20 08:02	74-87-3	
2-Chlorotoluene	ND	ug/L	0.50	1		09/11/20 08:02	95-49-8	
4-Chlorotoluene	ND	ug/L	0.50	1		09/11/20 08:02	106-43-4	
1,2-Dibromo-3-chloropropane	ND	ug/L	1.0	1		09/11/20 08:02	96-12-8	
Dibromochloromethane	ND	ug/L	0.50	1		09/11/20 08:02	124-48-1	
Dibromomethane	ND	ug/L	0.50	1		09/11/20 08:02	74-95-3	
1,2-Dichlorobenzene	ND	ug/L	0.50	1		09/11/20 08:02	95-50-1	
1,3-Dichlorobenzene	ND	ug/L	0.50	1		09/11/20 08:02	541-73-1	
1,4-Dichlorobenzene	ND	ug/L	0.50	1		09/11/20 08:02	106-46-7	
Dichlorodifluoromethane	ND	ug/L	0.50	1		09/11/20 08:02	75-71-8	
1,1-Dichloroethane	ND	ug/L	0.50	1		09/11/20 08:02	75-34-3	
1,2-Dichloroethane	ND	ug/L	0.50	1		09/11/20 08:02	107-06-2	
1,1-Dichloroethene	ND	ug/L	0.50	1		09/11/20 08:02	75-35-4	
cis-1,2-Dichloroethene	ND	ug/L	0.50	1		09/11/20 08:02	156-59-2	
trans-1,2-Dichloroethene	ND	ug/L	0.50	1		09/11/20 08:02	156-60-5	
1,2-Dichloropropane	ND	ug/L	0.50	1		09/11/20 08:02	78-87-5	
1,3-Dichloropropane	ND	ug/L	0.50	1		09/11/20 08:02	142-28-9	
2,2-Dichloropropane	ND	ug/L	0.50	1		09/11/20 08:02	594-20-7	
1,1-Dichloropropene	ND	ug/L	0.50	1		09/11/20 08:02	563-58-6	
cis-1,3-Dichloropropene	ND	ug/L	0.50	1		09/11/20 08:02	10061-01-5	
trans-1,3-Dichloropropene	ND	ug/L	0.50	1		09/11/20 08:02	10061-02-6	
Diisopropyl ether	ND	ug/L	0.50	1		09/11/20 08:02	108-20-3	
Ethylbenzene	ND	ug/L	0.50	1		09/11/20 08:02	100-41-4	
Hexachloro-1,3-butadiene	ND	ug/L	2.0	1		09/11/20 08:02	87-68-3	
Isopropylbenzene (Cumene)	ND	ug/L	0.50	1		09/11/20 08:02	98-82-8	
Methylene Chloride	ND	ug/L	2.0	1		09/11/20 08:02	75-09-2	
Methyl-tert-butyl ether	ND	ug/L	0.50	1		09/11/20 08:02	1634-04-4	
Naphthalene	ND	ug/L	2.0	1		09/11/20 08:02	91-20-3	
n-Propylbenzene	ND	ug/L	0.50	1		09/11/20 08:02	103-65-1	
Styrene	ND	ug/L	0.50	1		09/11/20 08:02	100-42-5	
1,1,1,2-Tetrachloroethane	ND	ug/L	0.50	1		09/11/20 08:02	630-20-6	
1,1,2,2-Tetrachloroethane	ND	ug/L	0.50	1		09/11/20 08:02	79-34-5	
Tetrachloroethene	ND	ug/L	0.50	1		09/11/20 08:02	127-18-4	

REPORT OF LABORATORY ANALYSIS

This report shall not be reproduced, except in full,
without the written consent of Pace Analytical Services, LLC.

Pace Analytical Services, LLC
9800 Kincey Ave. Suite 100
Huntersville, NC 28078
(704)875-9092

ANALYTICAL RESULTS

Project: Colonial Pipeline (9/10 GW)
Pace Project No.: 92494864

Sample: Trip Blank-04 **Lab ID: 92494864005** Collected: 09/10/20 00:00 Received: 09/10/20 15:10 Matrix: Water

Parameters	Results	Units	Report Limit	DF	Prepared	Analyzed	CAS No.	Qual
6200B MSV	Analytical Method: SM 6200B Pace Analytical Services - Charlotte							
Toluene	ND	ug/L	0.50	1		09/11/20 08:02	108-88-3	
1,2,3-Trichlorobenzene	ND	ug/L	2.0	1		09/11/20 08:02	87-61-6	
1,2,4-Trichlorobenzene	ND	ug/L	2.0	1		09/11/20 08:02	120-82-1	
1,1,1-Trichloroethane	ND	ug/L	0.50	1		09/11/20 08:02	71-55-6	
1,1,2-Trichloroethane	ND	ug/L	0.50	1		09/11/20 08:02	79-00-5	
Trichloroethene	ND	ug/L	0.50	1		09/11/20 08:02	79-01-6	
Trichlorofluoromethane	ND	ug/L	1.0	1		09/11/20 08:02	75-69-4	
1,2,3-Trichloropropane	ND	ug/L	0.50	1		09/11/20 08:02	96-18-4	
1,2,4-Trimethylbenzene	ND	ug/L	0.50	1		09/11/20 08:02	95-63-6	
1,3,5-Trimethylbenzene	ND	ug/L	0.50	1		09/11/20 08:02	108-67-8	
Vinyl chloride	ND	ug/L	1.0	1		09/11/20 08:02	75-01-4	
m&p-Xylene	ND	ug/L	1.0	1		09/11/20 08:02	179601-23-1	
o-Xylene	ND	ug/L	0.50	1		09/11/20 08:02	95-47-6	
Surrogates								
1,2-Dichloroethane-d4 (S)	91	%	70-130	1		09/11/20 08:02	17060-07-0	
4-Bromofluorobenzene (S)	95	%	70-130	1		09/11/20 08:02	460-00-4	
Toluene-d8 (S)	98	%	70-130	1		09/11/20 08:02	2037-26-5	

REPORT OF LABORATORY ANALYSIS

This report shall not be reproduced, except in full,
without the written consent of Pace Analytical Services, LLC.

Pace Analytical Services, LLC
9800 Kincey Ave. Suite 100
Huntersville, NC 28078
(704)875-9092

QUALITY CONTROL DATA

Project: Colonial Pipeline (9/10 GW)
Pace Project No.: 92494864

QC Batch: 1541441 | Analysis Method: MADEP VPH
QC Batch Method: MADEPV | Analysis Description: MADEPV
Laboratory: Pace National - Mt. Juliet
Associated Lab Samples: 92494864001, 92494864002, 92494864003, 92494864004

METHOD BLANK: R3569537-3 Matrix: Water
Associated Lab Samples: 92494864001, 92494864002, 92494864003, 92494864004

Parameter	Units	Blank Result	Reporting Limit	Analyzed	Qualifiers
Aliphatic (C05-C08)	ug/L	ND	100	09/11/20 03:16	
Aliphatic (C09-C12)	ug/L	ND	100	09/11/20 03:16	
Aromatic (C09-C10),Unadjusted	ug/L	ND	100	09/11/20 03:16	
Total VPH	ug/L	ND	100	09/11/20 03:16	
2,5-Dibromotoluene (FID)	%	94.6	70.0-130	09/11/20 03:16	
2,5-Dibromotoluene (PID)	%	105	70.0-130	09/11/20 03:16	

LABORATORY CONTROL SAMPLE & LCSD: R3569537-1 R3569537-2

Parameter	Units	Spike Conc.	LCS Result	LCSD Result	LCS % Rec	LCSD % Rec	% Rec Limits	RPD	Max RPD	Qualifiers
Aliphatic (C05-C08)	ug/L	1200	976	984	81.3	82.0	70.0-130	0.816	25	
Aliphatic (C09-C12)	ug/L	1400	1110	1160	79.3	82.9	70.0-130	4.41	25	
Aromatic (C09-C10),Unadjusted	ug/L	200	214	198	107	99.0	70.0-130	7.77	25	
Total VPH	ug/L	2800	2300	2340	82.1	83.6	70.0-130	1.72	25	
2,5-Dibromotoluene (FID)	%				101	98.2	70.0-130			
2,5-Dibromotoluene (PID)	%				111	107	70.0-130			

Results presented on this page are in the units indicated by the "Units" column except where an alternate unit is presented to the right of the result.

REPORT OF LABORATORY ANALYSIS

This report shall not be reproduced, except in full,
without the written consent of Pace Analytical Services, LLC.

Pace Analytical Services, LLC
9800 Kincey Ave. Suite 100
Huntersville, NC 28078
(704)875-9092

QUALITY CONTROL DATA

Project: Colonial Pipeline (9/10 GW)
Pace Project No.: 92494864

QC Batch: 565736 | Analysis Method: EPA 6010D
QC Batch Method: EPA 3010A | Analysis Description: 6010 MET
Laboratory: Pace Analytical Services - Asheville
Associated Lab Samples: 92494864001, 92494864002, 92494864003, 92494864004

METHOD BLANK: 2998386 Matrix: Water
Associated Lab Samples: 92494864001, 92494864002, 92494864003, 92494864004

Parameter	Units	Blank Result	Reporting Limit	Analyzed	Qualifiers
Lead	ug/L	ND	5.0	09/11/20 09:35	

LABORATORY CONTROL SAMPLE: 2998387

Parameter	Units	Spike Conc.	LCS Result	LCS % Rec	% Rec Limits	Qualifiers
Lead	ug/L	500	488	98	80-120	

MATRIX SPIKE & MATRIX SPIKE DUPLICATE: 2998388 2998389

Parameter	Units	92494864001 Result	MS Spike Conc.	MSD Spike Conc.	MS Result	MSD Result	MS % Rec	MSD % Rec	% Rec Limits	RPD	Qual
Lead	ug/L	ND	500	500	473	490	95	98	75-125	4	

Results presented on this page are in the units indicated by the "Units" column except where an alternate unit is presented to the right of the result.

REPORT OF LABORATORY ANALYSIS

This report shall not be reproduced, except in full,
without the written consent of Pace Analytical Services, LLC.

Pace Analytical Services, LLC
9800 Kincey Ave. Suite 100
Huntersville, NC 28078
(704)875-9092

QUALITY CONTROL DATA

Project: Colonial Pipeline (9/10 GW)
Pace Project No.: 92494864

QC Batch: 565687
QC Batch Method: SM 6200B
Analysis Method: SM 6200B
Analysis Description: 6200B MSV
Laboratory: Pace Analytical Services - Charlotte
Associated Lab Samples: 92494864001, 92494864002, 92494864003, 92494864004, 92494864005

METHOD BLANK: 2998090 Matrix: Water
Associated Lab Samples: 92494864001, 92494864002, 92494864003, 92494864004, 92494864005

Parameter	Units	Blank Result	Reporting Limit	Analyzed	Qualifiers
1,1,1,2-Tetrachloroethane	ug/L	ND	0.50	09/11/20 02:15	
1,1,1-Trichloroethane	ug/L	ND	0.50	09/11/20 02:15	
1,1,2,2-Tetrachloroethane	ug/L	ND	0.50	09/11/20 02:15	
1,1,2-Trichloroethane	ug/L	ND	0.50	09/11/20 02:15	
1,1-Dichloroethane	ug/L	ND	0.50	09/11/20 02:15	
1,1-Dichloroethene	ug/L	ND	0.50	09/11/20 02:15	
1,1-Dichloropropene	ug/L	ND	0.50	09/11/20 02:15	
1,2,3-Trichlorobenzene	ug/L	ND	2.0	09/11/20 02:15	
1,2,3-Trichloropropane	ug/L	ND	0.50	09/11/20 02:15	
1,2,4-Trichlorobenzene	ug/L	ND	2.0	09/11/20 02:15	
1,2,4-Trimethylbenzene	ug/L	ND	0.50	09/11/20 02:15	
1,2-Dibromo-3-chloropropane	ug/L	ND	1.0	09/11/20 02:15	
1,2-Dichlorobenzene	ug/L	ND	0.50	09/11/20 02:15	
1,2-Dichloroethane	ug/L	ND	0.50	09/11/20 02:15	
1,2-Dichloropropane	ug/L	ND	0.50	09/11/20 02:15	
1,3,5-Trimethylbenzene	ug/L	ND	0.50	09/11/20 02:15	
1,3-Dichlorobenzene	ug/L	ND	0.50	09/11/20 02:15	
1,3-Dichloropropane	ug/L	ND	0.50	09/11/20 02:15	
1,4-Dichlorobenzene	ug/L	ND	0.50	09/11/20 02:15	
2,2-Dichloropropane	ug/L	ND	0.50	09/11/20 02:15	
2-Chlorotoluene	ug/L	ND	0.50	09/11/20 02:15	
4-Chlorotoluene	ug/L	ND	0.50	09/11/20 02:15	
Benzene	ug/L	ND	0.50	09/11/20 02:15	
Bromobenzene	ug/L	ND	0.50	09/11/20 02:15	
Bromochloromethane	ug/L	ND	0.50	09/11/20 02:15	
Bromodichloromethane	ug/L	ND	0.50	09/11/20 02:15	
Bromoform	ug/L	ND	0.50	09/11/20 02:15	
Bromomethane	ug/L	ND	5.0	09/11/20 02:15	
Carbon tetrachloride	ug/L	ND	0.50	09/11/20 02:15	
Chlorobenzene	ug/L	ND	0.50	09/11/20 02:15	
Chloroethane	ug/L	ND	1.0	09/11/20 02:15	
Chloroform	ug/L	ND	0.50	09/11/20 02:15	
Chloromethane	ug/L	ND	1.0	09/11/20 02:15	
cis-1,2-Dichloroethene	ug/L	ND	0.50	09/11/20 02:15	
cis-1,3-Dichloropropene	ug/L	ND	0.50	09/11/20 02:15	
Dibromochloromethane	ug/L	ND	0.50	09/11/20 02:15	
Dibromomethane	ug/L	ND	0.50	09/11/20 02:15	
Dichlorodifluoromethane	ug/L	ND	0.50	09/11/20 02:15	
Diisopropyl ether	ug/L	ND	0.50	09/11/20 02:15	
Ethylbenzene	ug/L	ND	0.50	09/11/20 02:15	

Results presented on this page are in the units indicated by the "Units" column except where an alternate unit is presented to the right of the result.

REPORT OF LABORATORY ANALYSIS

This report shall not be reproduced, except in full,
without the written consent of Pace Analytical Services, LLC.

Pace Analytical Services, LLC
9800 Kincey Ave. Suite 100
Huntersville, NC 28078
(704)875-9092

QUALITY CONTROL DATA

Project: Colonial Pipeline (9/10 GW)
Pace Project No.: 92494864

METHOD BLANK: 2998090 Matrix: Water
Associated Lab Samples: 92494864001, 92494864002, 92494864003, 92494864004, 92494864005

Parameter	Units	Blank Result	Reporting Limit	Analyzed	Qualifiers
Hexachloro-1,3-butadiene	ug/L	ND	2.0	09/11/20 02:15	
Isopropylbenzene (Cumene)	ug/L	ND	0.50	09/11/20 02:15	
m&p-Xylene	ug/L	ND	1.0	09/11/20 02:15	
Methyl-tert-butyl ether	ug/L	ND	0.50	09/11/20 02:15	
Methylene Chloride	ug/L	ND	2.0	09/11/20 02:15	
n-Butylbenzene	ug/L	ND	0.50	09/11/20 02:15	
n-Propylbenzene	ug/L	ND	0.50	09/11/20 02:15	
Naphthalene	ug/L	ND	2.0	09/11/20 02:15	
o-Xylene	ug/L	ND	0.50	09/11/20 02:15	
sec-Butylbenzene	ug/L	ND	0.50	09/11/20 02:15	
Styrene	ug/L	ND	0.50	09/11/20 02:15	
tert-Butylbenzene	ug/L	ND	0.50	09/11/20 02:15	
Tetrachloroethene	ug/L	ND	0.50	09/11/20 02:15	
Toluene	ug/L	ND	0.50	09/11/20 02:15	
trans-1,2-Dichloroethene	ug/L	ND	0.50	09/11/20 02:15	
trans-1,3-Dichloropropene	ug/L	ND	0.50	09/11/20 02:15	
Trichloroethene	ug/L	ND	0.50	09/11/20 02:15	
Trichlorofluoromethane	ug/L	ND	1.0	09/11/20 02:15	
Vinyl chloride	ug/L	ND	1.0	09/11/20 02:15	
1,2-Dichloroethane-d4 (S)	%	93	70-130	09/11/20 02:15	
4-Bromofluorobenzene (S)	%	97	70-130	09/11/20 02:15	
Toluene-d8 (S)	%	101	70-130	09/11/20 02:15	

LABORATORY CONTROL SAMPLE: 2998091

Parameter	Units	Spike Conc.	LCS Result	LCS % Rec	% Rec Limits	Qualifiers
1,1,1,2-Tetrachloroethane	ug/L	50	48.2	96	60-140	
1,1,1-Trichloroethane	ug/L	50	44.3	89	60-140	
1,1,2,2-Tetrachloroethane	ug/L	50	48.9	98	60-140	
1,1,2-Trichloroethane	ug/L	50	47.9	96	60-140	
1,1-Dichloroethane	ug/L	50	43.3	87	60-140	
1,1-Dichloroethene	ug/L	50	45.0	90	60-140	
1,1-Dichloropropene	ug/L	50	44.2	88	60-140	
1,2,3-Trichlorobenzene	ug/L	50	48.3	97	60-140	
1,2,3-Trichloropropane	ug/L	50	48.4	97	60-140	
1,2,4-Trichlorobenzene	ug/L	50	49.0	98	60-140	
1,2,4-Trimethylbenzene	ug/L	50	47.2	94	60-140	
1,2-Dibromo-3-chloropropane	ug/L	50	48.9	98	60-140	
1,2-Dichlorobenzene	ug/L	50	48.5	97	60-140	
1,2-Dichloroethane	ug/L	50	38.5	77	60-140	
1,2-Dichloropropane	ug/L	50	48.7	97	60-140	
1,3,5-Trimethylbenzene	ug/L	50	47.0	94	60-140	
1,3-Dichlorobenzene	ug/L	50	48.3	97	60-140	
1,3-Dichloropropane	ug/L	50	50.7	101	60-140	

Results presented on this page are in the units indicated by the "Units" column except where an alternate unit is presented to the right of the result.

REPORT OF LABORATORY ANALYSIS

This report shall not be reproduced, except in full,
without the written consent of Pace Analytical Services, LLC.

Pace Analytical Services, LLC
9800 Kincey Ave. Suite 100
Huntersville, NC 28078
(704)875-9092

QUALITY CONTROL DATA

Project: Colonial Pipeline (9/10 GW)
Pace Project No.: 92494864

LABORATORY CONTROL SAMPLE: 2998091

Parameter	Units	Spike Conc.	LCS Result	LCS % Rec	% Rec Limits	Qualifiers
1,4-Dichlorobenzene	ug/L	50	47.8	96	60-140	
2,2-Dichloropropane	ug/L	50	39.8	80	60-140	
2-Chlorotoluene	ug/L	50	48.9	98	60-140	
4-Chlorotoluene	ug/L	50	47.1	94	60-140	
Benzene	ug/L	50	46.8	94	60-140	
Bromobenzene	ug/L	50	48.4	97	60-140	
Bromochloromethane	ug/L	50	44.6	89	60-140	
Bromodichloromethane	ug/L	50	43.4	87	60-140	
Bromoform	ug/L	50	48.4	97	60-140	
Bromomethane	ug/L	50	47.3	95	60-140	
Carbon tetrachloride	ug/L	50	47.0	94	60-140	
Chlorobenzene	ug/L	50	47.7	95	60-140	
Chloroethane	ug/L	50	32.2	64	60-140	
Chloroform	ug/L	50	41.0	82	60-140	
Chloromethane	ug/L	50	47.6	95	60-140	
cis-1,2-Dichloroethene	ug/L	50	42.7	85	60-140	
cis-1,3-Dichloropropene	ug/L	50	49.5	99	60-140	
Dibromochloromethane	ug/L	50	49.5	99	60-140	
Dibromomethane	ug/L	50	48.6	97	60-140	
Dichlorodifluoromethane	ug/L	50	48.1	96	60-140	
Diisopropyl ether	ug/L	50	43.0	86	60-140	
Ethylbenzene	ug/L	50	47.0	94	60-140	
Hexachloro-1,3-butadiene	ug/L	50	47.9	96	60-140	
Isopropylbenzene (Cumene)	ug/L	50	47.5	95	60-140	
m&p-Xylene	ug/L	100	92.8	93	60-140	
Methyl-tert-butyl ether	ug/L	50	43.7	87	60-140	
Methylene Chloride	ug/L	50	39.3	79	60-140	
n-Butylbenzene	ug/L	50	46.5	93	60-140	
n-Propylbenzene	ug/L	50	47.4	95	60-140	
Naphthalene	ug/L	50	50.8	102	60-140	
o-Xylene	ug/L	50	47.1	94	60-140	
sec-Butylbenzene	ug/L	50	47.5	95	60-140	
Styrene	ug/L	50	49.0	98	60-140	
tert-Butylbenzene	ug/L	50	39.8	80	60-140	
Tetrachloroethene	ug/L	50	49.1	98	60-140	
Toluene	ug/L	50	46.3	93	60-140	
trans-1,2-Dichloroethene	ug/L	50	44.0	88	60-140	
trans-1,3-Dichloropropene	ug/L	50	46.6	93	60-140	
Trichloroethene	ug/L	50	48.2	96	60-140	
Trichlorofluoromethane	ug/L	50	42.3	85	60-140	
Vinyl chloride	ug/L	50	47.4	95	60-140	
1,2-Dichloroethane-d4 (S)	%			85	70-130	
4-Bromofluorobenzene (S)	%			98	70-130	
Toluene-d8 (S)	%			100	70-130	

Results presented on this page are in the units indicated by the "Units" column except where an alternate unit is presented to the right of the result.

REPORT OF LABORATORY ANALYSIS

This report shall not be reproduced, except in full,
without the written consent of Pace Analytical Services, LLC.

Pace Analytical Services, LLC
9800 Kincey Ave. Suite 100
Huntersville, NC 28078
(704)875-9092

QUALITY CONTROL DATA

Project: Colonial Pipeline (9/10 GW)
Pace Project No.: 92494864

MATRIX SPIKE & MATRIX SPIKE DUPLICATE: 2998092 2998093

Parameter	Units	92494864001 Result	MS Spike Conc.	MSD Spike Conc.	MS Result	MSD Result	MS % Rec	MSD % Rec	% Rec Limits	RPD	Qual
1,1,1,2-Tetrachloroethane	ug/L	ND	20	20	20.3	20.1	102	101	60-140	1	
1,1,1-Trichloroethane	ug/L	ND	20	20	18.5	18.7	93	93	60-140	1	
1,1,2,2-Tetrachloroethane	ug/L	ND	20	20	20.1	19.5	100	97	60-140	3	
1,1,2-Trichloroethane	ug/L	ND	20	20	19.5	18.3	97	92	60-140	6	
1,1-Dichloroethane	ug/L	ND	20	20	18.2	18.2	91	91	60-140	0	
1,1-Dichloroethene	ug/L	ND	20	20	19.9	20.4	100	102	60-140	3	
1,1-Dichloropropene	ug/L	ND	20	20	19.7	19.4	98	97	60-140	2	
1,2,3-Trichlorobenzene	ug/L	ND	20	20	18.1	18.9	90	95	60-140	5	
1,2,3-Trichloropropane	ug/L	ND	20	20	19.9	19.7	99	99	60-140	1	
1,2,4-Trichlorobenzene	ug/L	ND	20	20	18.9	19.6	95	98	60-140	3	
1,2,4-Trimethylbenzene	ug/L	ND	20	20	19.9	19.7	99	99	60-140	1	
1,2-Dibromo-3-chloropropane	ug/L	ND	20	20	20.4	19.9	102	100	60-140	3	
1,2-Dichlorobenzene	ug/L	ND	20	20	19.2	19.2	96	96	60-140	0	
1,2-Dichloroethane	ug/L	ND	20	20	15.6	15.8	78	79	60-140	2	
1,2-Dichloropropane	ug/L	ND	20	20	20.0	19.0	100	95	60-140	5	
1,3,5-Trimethylbenzene	ug/L	ND	20	20	20.2	20.1	101	101	60-140	1	
1,3-Dichlorobenzene	ug/L	ND	20	20	19.6	19.5	98	98	60-140	0	
1,3-Dichloropropane	ug/L	ND	20	20	21.2	20.7	106	104	60-140	2	
1,4-Dichlorobenzene	ug/L	ND	20	20	19.3	19.3	97	96	60-140	0	
2,2-Dichloropropane	ug/L	ND	20	20	18.8	19.1	94	96	60-140	2	
2-Chlorotoluene	ug/L	ND	20	20	20.1	20.5	100	102	60-140	2	
4-Chlorotoluene	ug/L	ND	20	20	19.4	19.4	97	97	60-140	0	
Benzene	ug/L	ND	20	20	19.9	19.3	99	96	60-140	3	
Bromobenzene	ug/L	ND	20	20	19.7	19.8	99	99	60-140	0	
Bromochloromethane	ug/L	ND	20	20	19.0	18.9	95	95	60-140	0	
Bromodichloromethane	ug/L	ND	20	20	17.2	17.1	86	86	60-140	0	
Bromoform	ug/L	ND	20	20	19.1	18.9	95	95	60-140	1	
Bromomethane	ug/L	ND	20	20	17.9	19.4	89	97	60-140	8	
Carbon tetrachloride	ug/L	ND	20	20	21.0	20.2	105	101	60-140	4	
Chlorobenzene	ug/L	ND	20	20	20.5	20.2	102	101	60-140	1	
Chloroethane	ug/L	ND	20	20	17.8	17.2	89	86	60-140	4	
Chloroform	ug/L	ND	20	20	17.0	17.5	85	87	60-140	3	
Chloromethane	ug/L	ND	20	20	19.5	19.9	97	100	60-140	2	
cis-1,2-Dichloroethene	ug/L	ND	20	20	17.6	18.2	88	91	60-140	3	
cis-1,3-Dichloropropene	ug/L	ND	20	20	20.6	20.1	103	101	60-140	2	
Dibromochloromethane	ug/L	ND	20	20	20.1	19.7	100	99	60-140	2	
Dibromomethane	ug/L	ND	20	20	20.1	19.0	100	95	60-140	5	
Dichlorodifluoromethane	ug/L	ND	20	20	21.7	21.9	108	110	60-140	1	
Diisopropyl ether	ug/L	ND	20	20	16.9	17.3	84	86	60-140	2	
Ethylbenzene	ug/L	ND	20	20	20.8	20.6	104	103	60-140	1	
Hexachloro-1,3-butadiene	ug/L	ND	20	20	21.9	22.1	109	110	60-140	1	
Isopropylbenzene (Cumene)	ug/L	ND	20	20	21.1	20.8	105	104	60-140	1	
m&p-Xylene	ug/L	ND	40	40	40.6	40.3	101	101	60-140	1	
Methyl-tert-butyl ether	ug/L	ND	20	20	17.4	17.2	87	86	60-140	1	
Methylene Chloride	ug/L	ND	20	20	16.5	16.7	83	83	60-140	1	
n-Butylbenzene	ug/L	ND	20	20	20.5	20.4	103	102	60-140	0	

Results presented on this page are in the units indicated by the "Units" column except where an alternate unit is presented to the right of the result.

REPORT OF LABORATORY ANALYSIS

This report shall not be reproduced, except in full,
without the written consent of Pace Analytical Services, LLC.

Pace Analytical Services, LLC
9800 Kincey Ave. Suite 100
Huntersville, NC 28078
(704)875-9092

QUALITY CONTROL DATA

Project: Colonial Pipeline (9/10 GW)
Pace Project No.: 92494864

MATRIX SPIKE & MATRIX SPIKE DUPLICATE: 2998092 2998093

Parameter	Units	92494864001 Result	MS Spike Conc.	MSD Spike Conc.	MS Result	MSD Result	MS % Rec	MSD % Rec	% Rec Limits	RPD	Qual
n-Propylbenzene	ug/L	ND	20	20	20.7	20.8	104	104	60-140	0	
Naphthalene	ug/L	ND	20	20	18.3	18.5	91	93	60-140	1	
o-Xylene	ug/L	ND	20	20	20.2	20.0	101	100	60-140	1	
sec-Butylbenzene	ug/L	ND	20	20	21.2	21.1	106	106	60-140	0	
Styrene	ug/L	ND	20	20	20.3	20.0	101	100	60-140	1	
tert-Butylbenzene	ug/L	ND	20	20	17.5	17.5	87	87	60-140	0	
Tetrachloroethene	ug/L	ND	20	20	22.0	22.0	110	110	60-140	0	
Toluene	ug/L	ND	20	20	19.7	18.9	99	95	60-140	4	
trans-1,2-Dichloroethene	ug/L	ND	20	20	18.7	19.0	94	95	60-140	1	
trans-1,3-Dichloropropene	ug/L	ND	20	20	19.2	18.8	96	94	60-140	2	
Trichloroethene	ug/L	ND	20	20	21.1	20.8	106	104	60-140	1	
Trichlorofluoromethane	ug/L	ND	20	20	21.5	22.1	107	111	60-140	3	
Vinyl chloride	ug/L	ND	20	20	21.0	21.0	105	105	60-140	0	
1,2-Dichloroethane-d4 (S)	%						86	87	70-130		
4-Bromofluorobenzene (S)	%						98	97	70-130		
Toluene-d8 (S)	%						99	97	70-130		

Results presented on this page are in the units indicated by the "Units" column except where an alternate unit is presented to the right of the result.

REPORT OF LABORATORY ANALYSIS

This report shall not be reproduced, except in full,
without the written consent of Pace Analytical Services, LLC.

Pace Analytical Services, LLC
9800 Kincey Ave. Suite 100
Huntersville, NC 28078
(704)875-9092

QUALITY CONTROL DATA

Project: Colonial Pipeline (9/10 GW)
Pace Project No.: 92494864

QC Batch: 565684 | Analysis Method: EPA 504.1
QC Batch Method: EPA 504.1 | Analysis Description: GCS 504 EDB DBCP
Laboratory: Pace Analytical Services - Charlotte
Associated Lab Samples: 92494864001, 92494864002, 92494864003, 92494864004

METHOD BLANK: 2998081 Matrix: Water
Associated Lab Samples: 92494864001, 92494864002, 92494864003, 92494864004

Parameter	Units	Blank Result	Reporting Limit	Analyzed	Qualifiers
1,2-Dibromoethane (EDB)	ug/L	ND	0.020	09/10/20 18:18	
1-Chloro-2-bromopropane (S)	%	114	70-130	09/10/20 18:18	

LABORATORY CONTROL SAMPLE & LCSD: 2998082 2998083

Parameter	Units	Spike Conc.	LCS Result	LCSD Result	LCS % Rec	LCSD % Rec	% Rec Limits	RPD	Max RPD	Qualifiers
1,2-Dibromoethane (EDB)	ug/L	0.25	0.27	0.29	109	115	70-130	8	20	
1-Chloro-2-bromopropane (S)	%				117	114	70-130			

MATRIX SPIKE & MATRIX SPIKE DUPLICATE: 2998084 2998085

Parameter	Units	92494640001 Result	MS Spike Conc.	MSD Spike Conc.	MS Result	MSD Result	MS % Rec	MSD % Rec	% Rec Limits	RPD	Qual
1,2-Dibromoethane (EDB)	ug/L	ND	0.26	0.26	0.27	0.25	104	98	65-135	7	
1-Chloro-2-bromopropane (S)	%						108	106	70-130		

SAMPLE DUPLICATE: 2998086

Parameter	Units	92494640002 Result	Dup Result	RPD	Qualifiers
1,2-Dibromoethane (EDB)	ug/L	ND	ND		
1-Chloro-2-bromopropane (S)	%	108	106		

Results presented on this page are in the units indicated by the "Units" column except where an alternate unit is presented to the right of the result.

REPORT OF LABORATORY ANALYSIS

This report shall not be reproduced, except in full,
without the written consent of Pace Analytical Services, LLC.

Pace Analytical Services, LLC
9800 Kincey Ave. Suite 100
Huntersville, NC 28078
(704)875-9092

QUALIFIERS

Project: Colonial Pipeline (9/10 GW)
Pace Project No.: 92494864

DEFINITIONS

DF - Dilution Factor, if reported, represents the factor applied to the reported data due to dilution of the sample aliquot.

ND - Not Detected at or above adjusted reporting limit.

TNTC - Too Numerous To Count

J - Estimated concentration above the adjusted method detection limit and below the adjusted reporting limit.

MDL - Adjusted Method Detection Limit.

PQL - Practical Quantitation Limit.

RL - Reporting Limit - The lowest concentration value that meets project requirements for quantitative data with known precision and bias for a specific analyte in a specific matrix.

S - Surrogate

1,2-Diphenylhydrazine decomposes to and cannot be separated from Azobenzene using Method 8270. The result for each analyte is a combined concentration.

Consistent with EPA guidelines, unrounded data are displayed and have been used to calculate % recovery and RPD values.

LCS(D) - Laboratory Control Sample (Duplicate)

MS(D) - Matrix Spike (Duplicate)

DUP - Sample Duplicate

RPD - Relative Percent Difference

NC - Not Calculable.

SG - Silica Gel - Clean-Up

U - Indicates the compound was analyzed for, but not detected.

Acid preservation may not be appropriate for 2 Chloroethylvinyl ether.

A separate vial preserved to a pH of 4-5 is recommended in SW846 Chapter 4 for the analysis of Acrolein and Acrylonitrile by EPA Method 8260.

N-Nitrosodiphenylamine decomposes and cannot be separated from Diphenylamine using Method 8270. The result reported for each analyte is a combined concentration.

Pace Analytical is TNI accredited. Contact your Pace PM for the current list of accredited analytes.

TNI - The NELAC Institute.

This report shall not be reproduced, except in full,
without the written consent of Pace Analytical Services, LLC.

Pace Analytical Services, LLC
9800 Kincey Ave. Suite 100
Huntersville, NC 28078
(704)875-9092

QUALITY CONTROL DATA CROSS REFERENCE TABLE

Project: Colonial Pipeline (9/10 GW)
Pace Project No.: 92494864

Lab ID	Sample ID	QC Batch Method	QC Batch	Analytical Method	Analytical Batch
92494864001	**MW-32**	EPA 504.1	565684	EPA 504.1	565703
92494864002	**MW-35**	EPA 504.1	565684	EPA 504.1	565703
92494864003	**MW-36**	EPA 504.1	565684	EPA 504.1	565703
92494864004	**MW-37**	EPA 504.1	565684	EPA 504.1	565703
92494864001	**MW-32**	MADEPV	1541441	MADEP VPH	1541441
92494864002	**MW-35**	MADEPV	1541441	MADEP VPH	1541441
92494864003	**MW-36**	MADEPV	1541441	MADEP VPH	1541441
92494864004	**MW-37**	MADEPV	1541441	MADEP VPH	1541441
92494864001	**MW-32**	EPA 3010A	565736	EPA 6010D	565758
92494864002	**MW-35**	EPA 3010A	565736	EPA 6010D	565758
92494864003	**MW-36**	EPA 3010A	565736	EPA 6010D	565758
92494864004	**MW-37**	EPA 3010A	565736	EPA 6010D	565758
92494864001	**MW-32**	SM 6200B	565687		
92494864002	**MW-35**	SM 6200B	565687		
92494864003	**MW-36**	SM 6200B	565687		
92494864004	**MW-37**	SM 6200B	565687		
92494864005	**Trip Blank-04**	SM 6200B	565687		

This report shall not be reproduced, except in full,
without the written consent of Pace Analytical Services, LLC.

Pace Analytical	Document Name: Sample Condition Upon Receipt(SCUR)	Document Revised: February 7, 2018 Page 1 of 2
	Document No.: F-CAR-CS-033-Rev.06	Issuing Authority: Pace Carolinas Quality Office

Laboratory receiving samples:
Asheville ☐ Eden ☐ Greenwood ☐ Huntersville ☑ Raleigh ☐ Mechanicsville ☐

Sample Condition Upon Receipt

Client Name: Arcon

Project #: WO# : 92494864

92494864

Courier: ☐ Commercial ☐ Fed Ex ☑ Pace ☐ UPS ☐ USPS ☐ Other:____ ☐ Client

Custody Seal Present? ☐ Yes ☑ No **Seals Intact?** ☐ Yes ☑ No

Date/Initials Person Examining Contents: 14 2/14/18

Packing Material: ☐ Bubble Wrap ☐ Bubble Bags ☐ None ☐ Other

Biological Tissue Frozen? ☐ Yes ☐ No ☑ N/A

Thermometer: ☑ IR Gun ID: 92T061

Type of Ice: ☑ Wet ☐ Blue ☐ None

Cooler Temp (°C): 1.2 **Correction Factor:** Add/Subtract (°C) 0.0

Cooler Temp Corrected (°C): 1.2

Temp should be above freezing to 6°C
☐ Samples out of temp criteria. Samples on ice, cooling process has begun

USDA Regulated Soil (☑ N/A, water sample)
Did samples originate in a quarantine zone within the United States: CA, NY, or SC (check maps)? ☐ Yes ☐ No

Did samples originate from a foreign source (Internationally, including Hawaii and Puerto Rico)? ☐ Yes ☐ No

		Comments/Discrepancy:
Chain of Custody Present?	☑ Yes ☐ No ☐ N/A	1.
Samples Arrived within Hold Time?	☑ Yes ☐ No ☐ N/A	2.
Short Hold Time Analysis (<72 hr.)?	☐ Yes ☑ No ☐ N/A	3.
Rush Turn Around Time Requested?	☐ Yes ☐ No ☐ N/A	4.
Sufficient Volume?	☑ Yes ☐ No ☐ N/A	5.
Correct Containers Used?	☑ Yes ☐ No ☐ N/A	6.
-Pace Containers Used?	☑ Yes ☐ No ☐ N/A	
Containers Intact?	☑ Yes ☐ No ☐ N/A	7.
Dissolved analysis: Samples Field Filtered?	☐ Yes ☐ No ☑ N/A	8.
Sample Labels Match COC?	☑ Yes ☐ No ☐ N/A	9.
-Includes Date/Time/ID/Analysis Matrix: W		
Headspace in VOA Vials (>5-6mm)?	☐ Yes ☑ No ☐ N/A	10.
Trip Blank Present?	☐ Yes ☐ No ☐ N/A	11.
Trip Blank Custody Seals Present?	☑ Yes ☐ No ☐ N/A	

COMMENTS/SAMPLE DISCREPANCY

Field Data Required? ☐ Yes ☐ No

Lot ID of split containers:

CLIENT NOTIFICATION/RESOLUTION

Person contacted: _____ Date/Time: _____

Project Manager SCURF Review: _____ **Date:** _____

Project Manager SRF Review: _____ **Date:** _____

Pace Analytical®	Document Name: Sample Condition Upon Receipt(SCUR)	Document Revised: February 7, 2018 Page 1 of 2
	Document No.: F-CAR-CS-033-Rev.06	Issuing Authority: Pace Carolinas Quality Office

***Check mark top half of box if pH and/or dechlorination is verified and within the acceptance range for preservation samples.**

Exceptions: VOA, Coliform, TOC, Oil and Grease, DRO/8015 (water) DOC, LLHg

****Bottom half of box is to list number of bottle**

Project # **WO# : 92494864**

PM: NMG Due Date: 09/11/20

CLIENT: 92-AECOM CHA

Item#	BP4U-125 mL Plastic Unpreserved (N/A) (Cl-)	BP3U-250 mL Plastic Unpreserved (N/A)	BP2U-500 mL Plastic Unpreserved (N/A)	BP1U-1 liter Plastic Unpreserved (N/A)	BP4S-125 mL Plastic H2SO4 (pH < 2) (Cl-)	BP3N-250 mL plastic HNO3 (pH < 2)	BP4Z-125 mL Plastic ZN Acetate & NaOH (>9)	BP4C-125 mL Plastic NaOH (pH > 12) (Cl-)	WGFU-Wide-mouthed Glass jar Unpreserved	AG1U-1 liter Amber Unpreserved (N/A) (Cl-)	AG1H-1 liter Amber HCl (pH < 2)	AG3U-250 mL Amber Unpreserved (N/A) (Cl-	AG1S-1 liter Amber H2SO4 (pH < 2)	AG3S-250 mL Amber H2SO4 (pH < 2)	AG3A(DG3A)-250 mL Amber NH4Cl (N/A)(Cl-)	DG9H-40 mL VOA HCl (N/A)	VG9T-40 mL VOA Na2S2O3 (N/A)	VG9U-40 mL VOA Unp (N/A)	DG9P-40 mL VOA H3PO4 (N/A)	VOAK (6 vials per kit)-5035 kit (N/A)	V/GK (3 vials per kit)-VPH/Gas kit (N/A)	SP5T-125 mL Sterile Plastic (N/A – lab)	SP2T-250 mL Sterile Plastic (N/A – lab)		BP3A-250 mL Plastic (NH2)2SO4 (9.3-9.7)	AG0U-100 mL Amber Unpreserved vials (N/A)	VSGU-20 mL Scintillation vials (N/A)	DG9U-40 mL Amber Unpreserved vials (N/A)
1						1										1	3												
2						1										1	3												
3						1										1	3												
4						1										1	3												
5																2													
6																													
7																													
8																													
9																													
10																													
11																													
12																													

pH Adjustment Log for Preserved Samples

Sample ID	Type of Preservative	pH upon receipt	Date preservation adjusted	Time preservation adjusted	Amount of Preservative added	Lot #

Note: Whenever there is a discrepancy affecting North Carolina compliance samples, a copy of this form will be sent to the North Carolina DEHNR Certification Office (I.e. Out of hold, Incorrect preservative, out of temp, incorrect containers.

Pace Analytical
WWW.PACELABS.COM

CHAIN-OF-CUSTODY / Analytical Request Document

The Chain-of-Custody is a LEGAL DOCUMENT. All relevant fields must be completed accurately.

Page : 1 Of 1

Section A Required Client Information:	Section B Required Project Information:	Section C Invoice Information:
Company: AECOM, Charlotte	Report To: Wreschnig, Andrew	Attention:
Address: 6000 Fairview Road	Copy To:	Company Name:
Suite 200, Charlotte, NC 28210		Address:
Email: andrew.wreschnig@aecom.com	Purchase Order #:	Pace Quote:
Phone: (980)221-7831 Fax	Project Name: Colonial Pipeline	Pace Project Manager: nicole.gasiorowski@pacelabs.com,
Requested Due Date:	Project #:	Pace Profile #: 12518

Regulatory Agency

State / Location: NC

ITEM #	SAMPLE ID (One Character per box. (A-Z, 0-9 / , -) Sample ids must be unique)	MATRIX CODE (see valid codes to left)	SAMPLE TYPE (G=GRAB C=COMP)	COLLECTED START DATE	COLLECTED START TIME	COLLECTED END DATE	COLLECTED END TIME	SAMPLE TEMP AT COLLECTION	# OF CONTAINERS	Preservatives: Unpreserved	H2SO4	HNO3	HCl	NaOH	Na2S2O3	Methanol	Other	Analyses Test Y/N	6200	VPH	6010 Lead	504.1 EDB	Trip BLANK	Residual Chlorine (Y/N)	12494864
1	MW-32	WW	G	9/10/20	0900				11			1	7				3		X	X	X	X			001
2	MW-35	WW	G	9/10/20	0955				11			1	7				3		X	X	X	X			002
3	MW-36	WW	G	9/10/20	1050				11			1	7				3		X	X	X	X			003
4	MW-37	WW	G	9/10/20	1325				11			1	7				3		X	X	X	X			004
5	Trip Blank-04	WW	G	9/10/20					2			2										X			005
6																									
7																									
8																									
9																									
10																									
11																									
12																									

ADDITIONAL COMMENTS	RELINQUISHED BY / AFFILIATION	DATE	TIME	ACCEPTED BY / AFFILIATION	DATE	TIME	SAMPLE CONDITIONS			
	Randy Morgan AECOM	9/10/20	1510		9/10/20	1510				
		9/10/20	1530	FEDEX HVL	9/10/20	1530	1,2	Y	N	Y

SAMPLER NAME AND SIGNATURE

PRINT Name of SAMPLER: Randy Morgan

SIGNATURE of SAMPLER: Randy Morgan DATE Signed: 9-10-2020

TEMP in C	Received on Ice (Y/N)	Custody Sealed Cooler (Y/N)	Samples Intact (Y/N)

Pace Analytical Services, LLC
9800 Kincey Ave. Suite 100
Huntersville, NC 28078
(704)875-9092

September 11, 2020

Andrew Wreschnig
AECOM
6000 Fairview Road
Suite 200
Charlotte, NC 28210

RE: Project: Colonial Pipeline (9/9 GW)
Pace Project No.: 92494923

Dear Andrew Wreschnig:

Enclosed are the analytical results for sample(s) received by the laboratory on September 09, 2020. The results relate only to the samples included in this report. Results reported herein conform to the applicable TNI/NELAC Standards and the laboratory's Quality Manual, where applicable, unless otherwise noted in the body of the report.

The test results provided in this final report were generated by each of the following laboratories within the Pace Network:

- Pace Analytical Services - Asheville
- Pace Analytical Services - Charlotte

If you have any questions concerning this report, please feel free to contact me.

Sincerely,

Nicole Gasiorowski

Nicole Gasiorowski
nicole.gasiorowski@pacelabs.com
(704)875-9092
Project Manager

Enclosures

cc: Jeff Morrison, Colonial Pipeline Company

This report shall not be reproduced, except in full,
without the written consent of Pace Analytical Services, LLC.

Pace Analytical Services, LLC
9800 Kincey Ave. Suite 100
Huntersville, NC 28078
(704)875-9092

CERTIFICATIONS

Project: Colonial Pipeline (9/9 GW)
Pace Project No.: 92494923

Pace Analytical Services Charlotte
9800 Kincey Ave. Ste 100, Huntersville, NC 28078
Louisiana/NELAP Certification # LA170028
North Carolina Drinking Water Certification #: 37706
North Carolina Field Services Certification #: 5342
North Carolina Wastewater Certification #: 12
South Carolina Certification #: 99006001
Florida/NELAP Certification #: E87627
Kentucky UST Certification #: 84
Virginia/VELAP Certification #: 460221

Pace Analytical Services Asheville
2225 Riverside Drive, Asheville, NC 28804
Florida/NELAP Certification #: E87648
Massachusetts Certification #: M-NC030
North Carolina Drinking Water Certification #: 37712
North Carolina Wastewater Certification #: 40
South Carolina Certification #: 99030001
Virginia/VELAP Certification #: 460222

This report shall not be reproduced, except in full,
without the written consent of Pace Analytical Services, LLC.

Pace Analytical Services, LLC
9800 Kincey Ave. Suite 100
Huntersville, NC 28078
(704)875-9092

SAMPLE ANALYTE COUNT

Project: Colonial Pipeline (9/9 GW)
Pace Project No.: 92494923

Lab ID	Sample ID	Method	Analysts	Analytes Reported	Laboratory
92494640009	**MW-28**	EPA 504.1	JMS1	2	PASI-C
		MADEP VPH	BMB	6	PASI-C
		EPA 6010D	SH1	1	PASI-A
		SM 6200B	SAS	62	PASI-C
92494640010	**Trip Blank-03**	SM 6200B	SAS	62	PASI-C

PASI-A = Pace Analytical Services - Asheville
PASI-C = Pace Analytical Services - Charlotte

This report shall not be reproduced, except in full,
without the written consent of Pace Analytical Services, LLC.

Pace Analytical Services, LLC
9800 Kincey Ave. Suite 100
Huntersville, NC 28078
(704)875-9092

ANALYTICAL RESULTS

Project: Colonial Pipeline (9/9 GW)
Pace Project No.: 92494923

Sample: MW-28 **Lab ID: 92494640009** Collected: 09/09/20 15:05 Received: 09/09/20 16:10 Matrix: Water

Parameters	Results	Units	Report Limit	DF	Prepared	Analyzed	CAS No.	Qual
504 GCS EDB and DBCP	Analytical Method: EPA 504.1 Preparation Method: EPA 504.1 Pace Analytical Services - Charlotte							
1,2-Dibromoethane (EDB)	ND	ug/L	0.020	1	09/10/20 17:43	09/10/20 21:03	106-93-4	
Surrogates								
1-Chloro-2-bromopropane (S)	111	%	70-130	1	09/10/20 17:43	09/10/20 21:03	301-79-56	
MADEPV	Analytical Method: MADEP VPH Preparation Method: MADEPV Pace Analytical Services - Charlotte							
Aliphatic (C05-C08)	ND	ug/L	100	1	09/10/20 16:23	09/10/20 16:23		
Aliphatic (C09-C12)	ND	ug/L	100	1	09/10/20 16:23	09/10/20 16:23		
Aromatic (C09-C10),Unadjusted	ND	ug/L	100	1	09/10/20 16:23	09/10/20 16:23		
Total VPH	ND	ug/L	100	1	09/10/20 16:23	09/10/20 16:23		
Surrogates								
2,5-Dibromotoluene (FID)	97.5	%	70-130	1	09/10/20 16:23	09/10/20 16:23		
2,5-Dibromotoluene (PID)	96.3	%	70-130	1	09/10/20 16:23	09/10/20 16:23		
6010 MET ICP	Analytical Method: EPA 6010D Preparation Method: EPA 3010A Pace Analytical Services - Asheville							
Lead	ND	ug/L	25.0	5	09/10/20 02:34	09/10/20 11:35	7439-92-1	D3
6200B MSV	Analytical Method: SM 6200B Pace Analytical Services - Charlotte							
Benzene	ND	ug/L	0.50	1		09/10/20 14:46	71-43-2	
Bromobenzene	ND	ug/L	0.50	1		09/10/20 14:46	108-86-1	
Bromochloromethane	ND	ug/L	0.50	1		09/10/20 14:46	74-97-5	
Bromodichloromethane	ND	ug/L	0.50	1		09/10/20 14:46	75-27-4	
Bromoform	ND	ug/L	0.50	1		09/10/20 14:46	75-25-2	
Bromomethane	ND	ug/L	5.0	1		09/10/20 14:46	74-83-9	
n-Butylbenzene	ND	ug/L	0.50	1		09/10/20 14:46	104-51-8	
sec-Butylbenzene	ND	ug/L	0.50	1		09/10/20 14:46	135-98-8	
tert-Butylbenzene	ND	ug/L	0.50	1		09/10/20 14:46	98-06-6	
Carbon tetrachloride	ND	ug/L	0.50	1		09/10/20 14:46	56-23-5	
Chlorobenzene	ND	ug/L	0.50	1		09/10/20 14:46	108-90-7	
Chloroethane	ND	ug/L	1.0	1		09/10/20 14:46	75-00-3	
Chloroform	ND	ug/L	0.50	1		09/10/20 14:46	67-66-3	
Chloromethane	ND	ug/L	1.0	1		09/10/20 14:46	74-87-3	
2-Chlorotoluene	ND	ug/L	0.50	1		09/10/20 14:46	95-49-8	
4-Chlorotoluene	ND	ug/L	0.50	1		09/10/20 14:46	106-43-4	
1,2-Dibromo-3-chloropropane	ND	ug/L	1.0	1		09/10/20 14:46	96-12-8	
Dibromochloromethane	ND	ug/L	0.50	1		09/10/20 14:46	124-48-1	
Dibromomethane	ND	ug/L	0.50	1		09/10/20 14:46	74-95-3	
1,2-Dichlorobenzene	ND	ug/L	0.50	1		09/10/20 14:46	95-50-1	
1,3-Dichlorobenzene	ND	ug/L	0.50	1		09/10/20 14:46	541-73-1	
1,4-Dichlorobenzene	ND	ug/L	0.50	1		09/10/20 14:46	106-46-7	
Dichlorodifluoromethane	ND	ug/L	0.50	1		09/10/20 14:46	75-71-8	
1,1-Dichloroethane	ND	ug/L	0.50	1		09/10/20 14:46	75-34-3	
1,2-Dichloroethane	ND	ug/L	0.50	1		09/10/20 14:46	107-06-2	
1,1-Dichloroethene	ND	ug/L	0.50	1		09/10/20 14:46	75-35-4	

REPORT OF LABORATORY ANALYSIS

This report shall not be reproduced, except in full,
without the written consent of Pace Analytical Services, LLC.

Pace Analytical Services, LLC
9800 Kincey Ave. Suite 100
Huntersville, NC 28078
(704)875-9092

ANALYTICAL RESULTS

Project: Colonial Pipeline (9/9 GW)
Pace Project No.: 92494923

Sample: MW-28 **Lab ID: 92494640009** Collected: 09/09/20 15:05 Received: 09/09/20 16:10 Matrix: Water

Parameters	Results	Units	Report Limit	DF	Prepared	Analyzed	CAS No.	Qual
6200B MSV	Analytical Method: SM 6200B Pace Analytical Services - Charlotte							
cis-1,2-Dichloroethene	ND	ug/L	0.50	1		09/10/20 14:46	156-59-2	
trans-1,2-Dichloroethene	ND	ug/L	0.50	1		09/10/20 14:46	156-60-5	
1,2-Dichloropropane	ND	ug/L	0.50	1		09/10/20 14:46	78-87-5	
1,3-Dichloropropane	ND	ug/L	0.50	1		09/10/20 14:46	142-28-9	
2,2-Dichloropropane	ND	ug/L	0.50	1		09/10/20 14:46	594-20-7	
1,1-Dichloropropene	ND	ug/L	0.50	1		09/10/20 14:46	563-58-6	
cis-1,3-Dichloropropene	ND	ug/L	0.50	1		09/10/20 14:46	10061-01-5	
trans-1,3-Dichloropropene	ND	ug/L	0.50	1		09/10/20 14:46	10061-02-6	
Diisopropyl ether	ND	ug/L	0.50	1		09/10/20 14:46	108-20-3	
Ethylbenzene	ND	ug/L	0.50	1		09/10/20 14:46	100-41-4	
Hexachloro-1,3-butadiene	ND	ug/L	2.0	1		09/10/20 14:46	87-68-3	
Isopropylbenzene (Cumene)	ND	ug/L	0.50	1		09/10/20 14:46	98-82-8	
Methylene Chloride	ND	ug/L	2.0	1		09/10/20 14:46	75-09-2	
Methyl-tert-butyl ether	ND	ug/L	0.50	1		09/10/20 14:46	1634-04-4	
Naphthalene	ND	ug/L	2.0	1		09/10/20 14:46	91-20-3	
n-Propylbenzene	ND	ug/L	0.50	1		09/10/20 14:46	103-65-1	
Styrene	ND	ug/L	0.50	1		09/10/20 14:46	100-42-5	
1,1,1,2-Tetrachloroethane	ND	ug/L	0.50	1		09/10/20 14:46	630-20-6	
1,1,2,2-Tetrachloroethane	ND	ug/L	0.50	1		09/10/20 14:46	79-34-5	
Tetrachloroethene	ND	ug/L	0.50	1		09/10/20 14:46	127-18-4	
Toluene	ND	ug/L	0.50	1		09/10/20 14:46	108-88-3	
1,2,3-Trichlorobenzene	ND	ug/L	2.0	1		09/10/20 14:46	87-61-6	
1,2,4-Trichlorobenzene	ND	ug/L	2.0	1		09/10/20 14:46	120-82-1	
1,1,1-Trichloroethane	ND	ug/L	0.50	1		09/10/20 14:46	71-55-6	
1,1,2-Trichloroethane	ND	ug/L	0.50	1		09/10/20 14:46	79-00-5	
Trichloroethene	ND	ug/L	0.50	1		09/10/20 14:46	79-01-6	
Trichlorofluoromethane	ND	ug/L	1.0	1		09/10/20 14:46	75-69-4	
1,2,3-Trichloropropane	ND	ug/L	0.50	1		09/10/20 14:46	96-18-4	
1,2,4-Trimethylbenzene	ND	ug/L	0.50	1		09/10/20 14:46	95-63-6	
1,3,5-Trimethylbenzene	ND	ug/L	0.50	1		09/10/20 14:46	108-67-8	
Vinyl chloride	ND	ug/L	1.0	1		09/10/20 14:46	75-01-4	
m&p-Xylene	ND	ug/L	1.0	1		09/10/20 14:46	179601-23-1	
o-Xylene	ND	ug/L	0.50	1		09/10/20 14:46	95-47-6	
Surrogates								
1,2-Dichloroethane-d4 (S)	113	%	70-130	1		09/10/20 14:46	17060-07-0	
4-Bromofluorobenzene (S)	104	%	70-130	1		09/10/20 14:46	460-00-4	
Toluene-d8 (S)	104	%	70-130	1		09/10/20 14:46	2037-26-5	

REPORT OF LABORATORY ANALYSIS

This report shall not be reproduced, except in full,
without the written consent of Pace Analytical Services, LLC.

Pace Analytical Services, LLC
9800 Kincey Ave. Suite 100
Huntersville, NC 28078
(704)875-9092

ANALYTICAL RESULTS

Project: Colonial Pipeline (9/9 GW)
Pace Project No.: 92494923

Sample: Trip Blank-03 **Lab ID: 92494640010** Collected: 09/09/20 00:00 Received: 09/09/20 16:10 Matrix: Water

Parameters	Results	Units	Report Limit	DF	Prepared	Analyzed	CAS No.	Qual
6200B MSV	Analytical Method: SM 6200B Pace Analytical Services - Charlotte							
Benzene	ND	ug/L	0.50	1		09/10/20 12:08	71-43-2	
Bromobenzene	ND	ug/L	0.50	1		09/10/20 12:08	108-86-1	
Bromochloromethane	ND	ug/L	0.50	1		09/10/20 12:08	74-97-5	
Bromodichloromethane	ND	ug/L	0.50	1		09/10/20 12:08	75-27-4	
Bromoform	ND	ug/L	0.50	1		09/10/20 12:08	75-25-2	
Bromomethane	ND	ug/L	5.0	1		09/10/20 12:08	74-83-9	
n-Butylbenzene	ND	ug/L	0.50	1		09/10/20 12:08	104-51-8	
sec-Butylbenzene	ND	ug/L	0.50	1		09/10/20 12:08	135-98-8	
tert-Butylbenzene	ND	ug/L	0.50	1		09/10/20 12:08	98-06-6	
Carbon tetrachloride	ND	ug/L	0.50	1		09/10/20 12:08	56-23-5	
Chlorobenzene	ND	ug/L	0.50	1		09/10/20 12:08	108-90-7	
Chloroethane	ND	ug/L	1.0	1		09/10/20 12:08	75-00-3	
Chloroform	ND	ug/L	0.50	1		09/10/20 12:08	67-66-3	
Chloromethane	ND	ug/L	1.0	1		09/10/20 12:08	74-87-3	
2-Chlorotoluene	ND	ug/L	0.50	1		09/10/20 12:08	95-49-8	
4-Chlorotoluene	ND	ug/L	0.50	1		09/10/20 12:08	106-43-4	
1,2-Dibromo-3-chloropropane	ND	ug/L	1.0	1		09/10/20 12:08	96-12-8	
Dibromochloromethane	ND	ug/L	0.50	1		09/10/20 12:08	124-48-1	
Dibromomethane	ND	ug/L	0.50	1		09/10/20 12:08	74-95-3	
1,2-Dichlorobenzene	ND	ug/L	0.50	1		09/10/20 12:08	95-50-1	
1,3-Dichlorobenzene	ND	ug/L	0.50	1		09/10/20 12:08	541-73-1	
1,4-Dichlorobenzene	ND	ug/L	0.50	1		09/10/20 12:08	106-46-7	
Dichlorodifluoromethane	ND	ug/L	0.50	1		09/10/20 12:08	75-71-8	
1,1-Dichloroethane	ND	ug/L	0.50	1		09/10/20 12:08	75-34-3	
1,2-Dichloroethane	ND	ug/L	0.50	1		09/10/20 12:08	107-06-2	
1,1-Dichloroethene	ND	ug/L	0.50	1		09/10/20 12:08	75-35-4	
cis-1,2-Dichloroethene	ND	ug/L	0.50	1		09/10/20 12:08	156-59-2	
trans-1,2-Dichloroethene	ND	ug/L	0.50	1		09/10/20 12:08	156-60-5	
1,2-Dichloropropane	ND	ug/L	0.50	1		09/10/20 12:08	78-87-5	
1,3-Dichloropropane	ND	ug/L	0.50	1		09/10/20 12:08	142-28-9	
2,2-Dichloropropane	ND	ug/L	0.50	1		09/10/20 12:08	594-20-7	
1,1-Dichloropropene	ND	ug/L	0.50	1		09/10/20 12:08	563-58-6	
cis-1,3-Dichloropropene	ND	ug/L	0.50	1		09/10/20 12:08	10061-01-5	
trans-1,3-Dichloropropene	ND	ug/L	0.50	1		09/10/20 12:08	10061-02-6	
Diisopropyl ether	ND	ug/L	0.50	1		09/10/20 12:08	108-20-3	
Ethylbenzene	ND	ug/L	0.50	1		09/10/20 12:08	100-41-4	
Hexachloro-1,3-butadiene	ND	ug/L	2.0	1		09/10/20 12:08	87-68-3	
Isopropylbenzene (Cumene)	ND	ug/L	0.50	1		09/10/20 12:08	98-82-8	
Methylene Chloride	ND	ug/L	2.0	1		09/10/20 12:08	75-09-2	
Methyl-tert-butyl ether	ND	ug/L	0.50	1		09/10/20 12:08	1634-04-4	
Naphthalene	ND	ug/L	2.0	1		09/10/20 12:08	91-20-3	
n-Propylbenzene	ND	ug/L	0.50	1		09/10/20 12:08	103-65-1	
Styrene	ND	ug/L	0.50	1		09/10/20 12:08	100-42-5	
1,1,1,2-Tetrachloroethane	ND	ug/L	0.50	1		09/10/20 12:08	630-20-6	
1,1,2,2-Tetrachloroethane	ND	ug/L	0.50	1		09/10/20 12:08	79-34-5	
Tetrachloroethene	ND	ug/L	0.50	1		09/10/20 12:08	127-18-4	

REPORT OF LABORATORY ANALYSIS

This report shall not be reproduced, except in full,
without the written consent of Pace Analytical Services, LLC.

Pace Analytical Services, LLC
9800 Kincey Ave. Suite 100
Huntersville, NC 28078
(704)875-9092

ANALYTICAL RESULTS

Project: Colonial Pipeline (9/9 GW)
Pace Project No.: 92494923

Sample: Trip Blank-03 **Lab ID: 92494640010** Collected: 09/09/20 00:00 Received: 09/09/20 16:10 Matrix: Water

Parameters	Results	Units	Report Limit	DF	Prepared	Analyzed	CAS No.	Qual
6200B MSV	Analytical Method: SM 6200B Pace Analytical Services - Charlotte							
Toluene	ND	ug/L	0.50	1		09/10/20 12:08	108-88-3	
1,2,3-Trichlorobenzene	ND	ug/L	2.0	1		09/10/20 12:08	87-61-6	
1,2,4-Trichlorobenzene	ND	ug/L	2.0	1		09/10/20 12:08	120-82-1	
1,1,1-Trichloroethane	ND	ug/L	0.50	1		09/10/20 12:08	71-55-6	
1,1,2-Trichloroethane	ND	ug/L	0.50	1		09/10/20 12:08	79-00-5	
Trichloroethene	ND	ug/L	0.50	1		09/10/20 12:08	79-01-6	
Trichlorofluoromethane	ND	ug/L	1.0	1		09/10/20 12:08	75-69-4	
1,2,3-Trichloropropane	ND	ug/L	0.50	1		09/10/20 12:08	96-18-4	
1,2,4-Trimethylbenzene	ND	ug/L	0.50	1		09/10/20 12:08	95-63-6	
1,3,5-Trimethylbenzene	ND	ug/L	0.50	1		09/10/20 12:08	108-67-8	
Vinyl chloride	ND	ug/L	1.0	1		09/10/20 12:08	75-01-4	
m&p-Xylene	ND	ug/L	1.0	1		09/10/20 12:08	179601-23-1	
o-Xylene	ND	ug/L	0.50	1		09/10/20 12:08	95-47-6	
Surrogates								
1,2-Dichloroethane-d4 (S)	110	%	70-130	1		09/10/20 12:08	17060-07-0	
4-Bromofluorobenzene (S)	108	%	70-130	1		09/10/20 12:08	460-00-4	
Toluene-d8 (S)	102	%	70-130	1		09/10/20 12:08	2037-26-5	

REPORT OF LABORATORY ANALYSIS

This report shall not be reproduced, except in full,
without the written consent of Pace Analytical Services, LLC.

Pace Analytical Services, LLC
9800 Kincey Ave. Suite 100
Huntersville, NC 28078
(704)875-9092

QUALITY CONTROL DATA

Project: Colonial Pipeline (9/9 GW)
Pace Project No.: 92494923

QC Batch: 1540730
QC Batch Method: MADEPV
Analysis Method: MADEP VPH
Analysis Description: MADEPV
Laboratory: Pace Analytical Services - Charlotte
Associated Lab Samples: 92494640009

METHOD BLANK: R3569140-3 Matrix: Water
Associated Lab Samples: 92494640009

Parameter	Units	Blank Result	Reporting Limit	Analyzed	Qualifiers
Aliphatic (C05-C08)	ug/L	ND	100	09/10/20 11:26	
Aliphatic (C09-C12)	ug/L	ND	100	09/10/20 11:26	
Aromatic (C09-C10),Unadjusted	ug/L	ND	100	09/10/20 11:26	
Total VPH	ug/L	ND	100	09/10/20 11:26	
2,5-Dibromotoluene (FID)	%	93.5	70-130	09/10/20 11:26	
2,5-Dibromotoluene (PID)	%	89.4	70-130	09/10/20 11:26	

LABORATORY CONTROL SAMPLE & LCSD: R3569140-1 R3569140-2

Parameter	Units	Spike Conc.	LCS Result	LCSD Result	LCS % Rec	LCSD % Rec	% Rec Limits	RPD	Max RPD	Qualifiers
Aliphatic (C05-C08)	ug/L	1200	1010	977	84.2	81.4	70-130	3.32	25	
Aliphatic (C09-C12)	ug/L	1400	1320	1280	94.3	91.4	70-130	3.08	25	
Aromatic (C09-C10),Unadjusted	ug/L	200	185	182	92.5	91	70-130	1.63	25	
Total VPH	ug/L	2800	2520	2440	90	87.1	70-130	3.23	25	
2,5-Dibromotoluene (FID)	%				95.3	94.9	70-130			
2,5-Dibromotoluene (PID)	%				92.4	93.9	70-130			

Results presented on this page are in the units indicated by the "Units" column except where an alternate unit is presented to the right of the result.

REPORT OF LABORATORY ANALYSIS

This report shall not be reproduced, except in full,
without the written consent of Pace Analytical Services, LLC.

Pace Analytical Services, LLC
9800 Kincey Ave. Suite 100
Huntersville, NC 28078
(704)875-9092

QUALITY CONTROL DATA

Project: Colonial Pipeline (9/9 GW)
Pace Project No.: 92494923

QC Batch: 565426
QC Batch Method: EPA 3010A
Analysis Method: EPA 6010D
Analysis Description: 6010 MET
Laboratory: Pace Analytical Services - Asheville
Associated Lab Samples: 92494640009

METHOD BLANK: 2996730 Matrix: Water
Associated Lab Samples: 92494640009

Parameter	Units	Blank Result	Reporting Limit	Analyzed	Qualifiers
Lead	ug/L	ND	5.0	09/10/20 08:37	

LABORATORY CONTROL SAMPLE: 2996731

Parameter	Units	Spike Conc.	LCS Result	LCS % Rec	% Rec Limits	Qualifiers
Lead	ug/L	500	506	101	80-120	

MATRIX SPIKE & MATRIX SPIKE DUPLICATE: 2996732 2996733

Parameter	Units	92494640001 Result	MS Spike Conc.	MSD Spike Conc.	MS Result	MSD Result	MS % Rec	MSD % Rec	% Rec Limits	RPD	Qual
Lead	ug/L	ND	500	500	509	518	102	104	75-125	2	

Results presented on this page are in the units indicated by the "Units" column except where an alternate unit is presented to the right of the result.

REPORT OF LABORATORY ANALYSIS

This report shall not be reproduced, except in full,
without the written consent of Pace Analytical Services, LLC.

Pace Analytical Services, LLC
9800 Kincey Ave. Suite 100
Huntersville, NC 28078
(704)875-9092

QUALITY CONTROL DATA

Project: Colonial Pipeline (9/9 GW)
Pace Project No.: 92494923

QC Batch: 565552
QC Batch Method: SM 6200B
Analysis Method: SM 6200B
Analysis Description: 6200B MSV
Laboratory: Pace Analytical Services - Charlotte
Associated Lab Samples: 92494640009, 92494640010

METHOD BLANK: 2997216 Matrix: Water
Associated Lab Samples: 92494640009, 92494640010

Parameter	Units	Blank Result	Reporting Limit	Analyzed	Qualifiers
1,1,1,2-Tetrachloroethane	ug/L	ND	0.50	09/10/20 11:50	
1,1,1-Trichloroethane	ug/L	ND	0.50	09/10/20 11:50	
1,1,2,2-Tetrachloroethane	ug/L	ND	0.50	09/10/20 11:50	
1,1,2-Trichloroethane	ug/L	ND	0.50	09/10/20 11:50	
1,1-Dichloroethane	ug/L	ND	0.50	09/10/20 11:50	
1,1-Dichloroethene	ug/L	ND	0.50	09/10/20 11:50	
1,1-Dichloropropene	ug/L	ND	0.50	09/10/20 11:50	
1,2,3-Trichlorobenzene	ug/L	ND	2.0	09/10/20 11:50	
1,2,3-Trichloropropane	ug/L	ND	0.50	09/10/20 11:50	
1,2,4-Trichlorobenzene	ug/L	ND	2.0	09/10/20 11:50	
1,2,4-Trimethylbenzene	ug/L	ND	0.50	09/10/20 11:50	
1,2-Dibromo-3-chloropropane	ug/L	ND	1.0	09/10/20 11:50	
1,2-Dichlorobenzene	ug/L	ND	0.50	09/10/20 11:50	
1,2-Dichloroethane	ug/L	ND	0.50	09/10/20 11:50	
1,2-Dichloropropane	ug/L	ND	0.50	09/10/20 11:50	
1,3,5-Trimethylbenzene	ug/L	ND	0.50	09/10/20 11:50	
1,3-Dichlorobenzene	ug/L	ND	0.50	09/10/20 11:50	
1,3-Dichloropropane	ug/L	ND	0.50	09/10/20 11:50	
1,4-Dichlorobenzene	ug/L	ND	0.50	09/10/20 11:50	
2,2-Dichloropropane	ug/L	ND	0.50	09/10/20 11:50	
2-Chlorotoluene	ug/L	ND	0.50	09/10/20 11:50	
4-Chlorotoluene	ug/L	ND	0.50	09/10/20 11:50	
Benzene	ug/L	ND	0.50	09/10/20 11:50	
Bromobenzene	ug/L	ND	0.50	09/10/20 11:50	
Bromochloromethane	ug/L	ND	0.50	09/10/20 11:50	
Bromodichloromethane	ug/L	ND	0.50	09/10/20 11:50	
Bromoform	ug/L	ND	0.50	09/10/20 11:50	
Bromomethane	ug/L	ND	5.0	09/10/20 11:50	
Carbon tetrachloride	ug/L	ND	0.50	09/10/20 11:50	
Chlorobenzene	ug/L	ND	0.50	09/10/20 11:50	
Chloroethane	ug/L	ND	1.0	09/10/20 11:50	
Chloroform	ug/L	ND	0.50	09/10/20 11:50	
Chloromethane	ug/L	ND	1.0	09/10/20 11:50	
cis-1,2-Dichloroethene	ug/L	ND	0.50	09/10/20 11:50	
cis-1,3-Dichloropropene	ug/L	ND	0.50	09/10/20 11:50	
Dibromochloromethane	ug/L	ND	0.50	09/10/20 11:50	
Dibromomethane	ug/L	ND	0.50	09/10/20 11:50	
Dichlorodifluoromethane	ug/L	ND	0.50	09/10/20 11:50	
Diisopropyl ether	ug/L	ND	0.50	09/10/20 11:50	
Ethylbenzene	ug/L	ND	0.50	09/10/20 11:50	

Results presented on this page are in the units indicated by the "Units" column except where an alternate unit is presented to the right of the result.

REPORT OF LABORATORY ANALYSIS

This report shall not be reproduced, except in full,
without the written consent of Pace Analytical Services, LLC.

Pace Analytical Services, LLC
9800 Kincey Ave. Suite 100
Huntersville, NC 28078
(704)875-9092

QUALITY CONTROL DATA

Project: Colonial Pipeline (9/9 GW)
Pace Project No.: 92494923

METHOD BLANK: 2997216 Matrix: Water
Associated Lab Samples: 92494640009, 92494640010

Parameter	Units	Blank Result	Reporting Limit	Analyzed	Qualifiers
Hexachloro-1,3-butadiene	ug/L	ND	2.0	09/10/20 11:50	
Isopropylbenzene (Cumene)	ug/L	ND	0.50	09/10/20 11:50	
m&p-Xylene	ug/L	ND	1.0	09/10/20 11:50	
Methyl-tert-butyl ether	ug/L	ND	0.50	09/10/20 11:50	
Methylene Chloride	ug/L	ND	2.0	09/10/20 11:50	
n-Butylbenzene	ug/L	ND	0.50	09/10/20 11:50	
n-Propylbenzene	ug/L	ND	0.50	09/10/20 11:50	
Naphthalene	ug/L	ND	2.0	09/10/20 11:50	
o-Xylene	ug/L	ND	0.50	09/10/20 11:50	
sec-Butylbenzene	ug/L	ND	0.50	09/10/20 11:50	
Styrene	ug/L	ND	0.50	09/10/20 11:50	
tert-Butylbenzene	ug/L	ND	0.50	09/10/20 11:50	
Tetrachloroethene	ug/L	ND	0.50	09/10/20 11:50	
Toluene	ug/L	ND	0.50	09/10/20 11:50	
trans-1,2-Dichloroethene	ug/L	ND	0.50	09/10/20 11:50	
trans-1,3-Dichloropropene	ug/L	ND	0.50	09/10/20 11:50	
Trichloroethene	ug/L	ND	0.50	09/10/20 11:50	
Trichlorofluoromethane	ug/L	ND	1.0	09/10/20 11:50	
Vinyl chloride	ug/L	ND	1.0	09/10/20 11:50	
1,2-Dichloroethane-d4 (S)	%	108	70-130	09/10/20 11:50	
4-Bromofluorobenzene (S)	%	105	70-130	09/10/20 11:50	
Toluene-d8 (S)	%	105	70-130	09/10/20 11:50	

LABORATORY CONTROL SAMPLE: 2997217

Parameter	Units	Spike Conc.	LCS Result	LCS % Rec	% Rec Limits	Qualifiers
1,1,1,2-Tetrachloroethane	ug/L	50	54.6	109	60-140	
1,1,1-Trichloroethane	ug/L	50	59.2	118	60-140	
1,1,2,2-Tetrachloroethane	ug/L	50	51.8	104	60-140	
1,1,2-Trichloroethane	ug/L	50	54.9	110	60-140	
1,1-Dichloroethane	ug/L	50	57.6	115	60-140	
1,1-Dichloroethene	ug/L	50	59.4	119	60-140	
1,1-Dichloropropene	ug/L	50	58.1	116	60-140	
1,2,3-Trichlorobenzene	ug/L	50	52.3	105	60-140	
1,2,3-Trichloropropane	ug/L	50	54.6	109	60-140	
1,2,4-Trichlorobenzene	ug/L	50	54.3	109	60-140	
1,2,4-Trimethylbenzene	ug/L	50	51.8	104	60-140	
1,2-Dibromo-3-chloropropane	ug/L	50	45.5	91	60-140	
1,2-Dichlorobenzene	ug/L	50	50.6	101	60-140	
1,2-Dichloroethane	ug/L	50	53.2	106	60-140	
1,2-Dichloropropane	ug/L	50	55.6	111	60-140	
1,3,5-Trimethylbenzene	ug/L	50	52.1	104	60-140	
1,3-Dichlorobenzene	ug/L	50	51.2	102	60-140	
1,3-Dichloropropane	ug/L	50	56.0	112	60-140	

Results presented on this page are in the units indicated by the "Units" column except where an alternate unit is presented to the right of the result.

REPORT OF LABORATORY ANALYSIS

This report shall not be reproduced, except in full,
without the written consent of Pace Analytical Services, LLC.

Pace Analytical Services, LLC
9800 Kincey Ave. Suite 100
Huntersville, NC 28078
(704)875-9092

QUALITY CONTROL DATA

Project: Colonial Pipeline (9/9 GW)
Pace Project No.: 92494923

LABORATORY CONTROL SAMPLE: 2997217

Parameter	Units	Spike Conc.	LCS Result	LCS % Rec	% Rec Limits	Qualifiers
1,4-Dichlorobenzene	ug/L	50	51.2	102	60-140	
2,2-Dichloropropane	ug/L	50	52.3	105	60-140	
2-Chlorotoluene	ug/L	50	51.1	102	60-140	
4-Chlorotoluene	ug/L	50	49.9	100	60-140	
Benzene	ug/L	50	51.0	102	60-140	
Bromobenzene	ug/L	50	50.6	101	60-140	
Bromochloromethane	ug/L	50	57.7	115	60-140	
Bromodichloromethane	ug/L	50	51.1	102	60-140	
Bromoform	ug/L	50	45.5	91	60-140	
Bromomethane	ug/L	50	67.4	135	60-140	
Carbon tetrachloride	ug/L	50	52.5	105	60-140	
Chlorobenzene	ug/L	50	49.9	100	60-140	
Chloroethane	ug/L	50	53.4	107	60-140	
Chloroform	ug/L	50	54.6	109	60-140	
Chloromethane	ug/L	50	55.1	110	60-140	
cis-1,2-Dichloroethene	ug/L	50	58.2	116	60-140	
cis-1,3-Dichloropropene	ug/L	50	58.2	116	60-140	
Dibromochloromethane	ug/L	50	48.8	98	60-140	
Dibromomethane	ug/L	50	51.1	102	60-140	
Dichlorodifluoromethane	ug/L	50	45.5	91	60-140	
Diisopropyl ether	ug/L	50	65.1	130	60-140	
Ethylbenzene	ug/L	50	50.6	101	60-140	
Hexachloro-1,3-butadiene	ug/L	50	51.0	102	60-140	
Isopropylbenzene (Cumene)	ug/L	50	50.7	101	60-140	
m&p-Xylene	ug/L	100	102	102	60-140	
Methyl-tert-butyl ether	ug/L	50	58.9	118	60-140	
Methylene Chloride	ug/L	50	64.2	128	60-140	
n-Butylbenzene	ug/L	50	55.1	110	60-140	
n-Propylbenzene	ug/L	50	51.9	104	60-140	
Naphthalene	ug/L	50	53.2	106	60-140	
o-Xylene	ug/L	50	50.7	101	60-140	
sec-Butylbenzene	ug/L	50	51.7	103	60-140	
Styrene	ug/L	50	53.8	108	60-140	
tert-Butylbenzene	ug/L	50	44.8	90	60-140	
Tetrachloroethene	ug/L	50	49.9	100	60-140	
Toluene	ug/L	50	49.3	99	60-140	
trans-1,2-Dichloroethene	ug/L	50	59.9	120	60-140	
trans-1,3-Dichloropropene	ug/L	50	55.3	111	60-140	
Trichloroethene	ug/L	50	55.9	112	60-140	
Trichlorofluoromethane	ug/L	50	49.7	99	60-140	
Vinyl chloride	ug/L	50	52.2	104	60-140	
1,2-Dichloroethane-d4 (S)	%			108	70-130	
4-Bromofluorobenzene (S)	%			103	70-130	
Toluene-d8 (S)	%			99	70-130	

Results presented on this page are in the units indicated by the "Units" column except where an alternate unit is presented to the right of the result.

REPORT OF LABORATORY ANALYSIS

This report shall not be reproduced, except in full,
without the written consent of Pace Analytical Services, LLC.

Pace Analytical Services, LLC
9800 Kincey Ave. Suite 100
Huntersville, NC 28078
(704)875-9092

QUALITY CONTROL DATA

Project: Colonial Pipeline (9/9 GW)
Pace Project No.: 92494923

MATRIX SPIKE & MATRIX SPIKE DUPLICATE: 2997218 2997219

Parameter	Units	92494640001 Result	MS Spike Conc.	MSD Spike Conc.	MS Result	MSD Result	MS % Rec	MSD % Rec	% Rec Limits	RPD	Qual
1,1,1,2-Tetrachloroethane	ug/L	ND	20	20	20.4	19.2	102	96	60-140	6	
1,1,1-Trichloroethane	ug/L	ND	20	20	26.6	26.6	133	133	60-140	0	
1,1,2,2-Tetrachloroethane	ug/L	ND	20	20	20.9	21.2	104	106	60-140	2	
1,1,2-Trichloroethane	ug/L	ND	20	20	24.4	22.3	122	112	60-140	9	
1,1-Dichloroethane	ug/L	ND	20	20	27.0	26.2	135	131	60-140	3	
1,1-Dichloroethene	ug/L	ND	20	20	28.8	27.7	144	138	60-140	4	M1
1,1-Dichloropropene	ug/L	ND	20	20	26.7	26.0	133	130	60-140	2	
1,2,3-Trichlorobenzene	ug/L	ND	20	20	22.3	22.2	112	111	60-140	1	
1,2,3-Trichloropropane	ug/L	ND	20	20	22.7	22.1	114	110	60-140	3	
1,2,4-Trichlorobenzene	ug/L	ND	20	20	23.2	22.2	116	111	60-140	4	
1,2,4-Trimethylbenzene	ug/L	ND	20	20	22.8	22.0	114	110	60-140	4	
1,2-Dibromo-3-chloropropane	ug/L	ND	20	20	16.0	17.0	80	85	60-140	6	
1,2-Dichlorobenzene	ug/L	ND	20	20	22.4	21.1	112	106	60-140	6	
1,2-Dichloroethane	ug/L	ND	20	20	24.8	23.3	124	116	60-140	6	
1,2-Dichloropropane	ug/L	ND	20	20	25.7	24.8	129	124	60-140	3	
1,3,5-Trimethylbenzene	ug/L	ND	20	20	23.7	22.0	118	110	60-140	7	
1,3-Dichlorobenzene	ug/L	ND	20	20	23.4	21.3	117	107	60-140	9	
1,3-Dichloropropane	ug/L	ND	20	20	23.8	22.3	119	111	60-140	7	
1,4-Dichlorobenzene	ug/L	ND	20	20	22.5	21.4	112	107	60-140	5	
2,2-Dichloropropane	ug/L	ND	20	20	20.8	21.6	104	108	60-140	4	
2-Chlorotoluene	ug/L	ND	20	20	24.1	22.2	120	111	60-140	8	
4-Chlorotoluene	ug/L	ND	20	20	23.2	21.5	116	108	60-140	7	
Benzene	ug/L	ND	20	20	23.6	23.4	118	117	60-140	1	
Bromobenzene	ug/L	ND	20	20	22.7	22.3	113	112	60-140	2	
Bromochloromethane	ug/L	ND	20	20	26.0	24.9	130	125	60-140	4	
Bromodichloromethane	ug/L	ND	20	20	22.1	21.5	111	107	60-140	3	
Bromoform	ug/L	ND	20	20	18.7	17.7	94	88	60-140	6	
Bromomethane	ug/L	ND	20	20	29.5	31.2	148	156	60-140	5	M1
Carbon tetrachloride	ug/L	ND	20	20	23.9	24.4	120	122	60-140	2	
Chlorobenzene	ug/L	ND	20	20	21.6	21.5	108	107	60-140	1	
Chloroethane	ug/L	ND	20	20	27.8	26.0	139	130	60-140	7	
Chloroform	ug/L	ND	20	20	25.2	24.3	126	121	60-140	4	
Chloromethane	ug/L	ND	20	20	23.4	23.3	117	116	60-140	0	
cis-1,2-Dichloroethene	ug/L	ND	20	20	26.8	25.4	134	127	60-140	6	
cis-1,3-Dichloropropene	ug/L	ND	20	20	23.7	24.2	118	121	60-140	2	
Dibromochloromethane	ug/L	ND	20	20	20.0	20.0	100	100	60-140	0	
Dibromomethane	ug/L	ND	20	20	23.0	21.7	115	109	60-140	6	
Dichlorodifluoromethane	ug/L	ND	20	20	21.6	21.3	108	107	60-140	1	
Diisopropyl ether	ug/L	ND	20	20	27.9	27.4	140	137	60-140	2	
Ethylbenzene	ug/L	ND	20	20	22.6	22.4	113	112	60-140	1	
Hexachloro-1,3-butadiene	ug/L	ND	20	20	22.6	21.1	113	106	60-140	7	
Isopropylbenzene (Cumene)	ug/L	ND	20	20	22.8	22.2	114	111	60-140	3	
m&p-Xylene	ug/L	ND	40	40	45.9	44.4	115	111	60-140	3	
Methyl-tert-butyl ether	ug/L	ND	20	20	24.6	23.3	123	116	60-140	6	
Methylene Chloride	ug/L	ND	20	20	29.7	28.4	148	142	60-140	4	M1
n-Butylbenzene	ug/L	ND	20	20	24.2	23.1	121	115	60-140	5	

Results presented on this page are in the units indicated by the "Units" column except where an alternate unit is presented to the right of the result.

REPORT OF LABORATORY ANALYSIS

This report shall not be reproduced, except in full,
without the written consent of Pace Analytical Services, LLC.

Pace Analytical Services, LLC
9800 Kincey Ave. Suite 100
Huntersville, NC 28078
(704)875-9092

QUALITY CONTROL DATA

Project: Colonial Pipeline (9/9 GW)
Pace Project No.: 92494923

MATRIX SPIKE & MATRIX SPIKE DUPLICATE: 2997218 2997219

Parameter	Units	92494640001 Result	MS Spike Conc.	MSD Spike Conc.	MS Result	MSD Result	MS % Rec	MSD % Rec	% Rec Limits	RPD	Qual
n-Propylbenzene	ug/L	ND	20	20	23.6	22.0	118	110	60-140	7	
Naphthalene	ug/L	ND	20	20	22.9	21.3	114	106	60-140	7	
o-Xylene	ug/L	ND	20	20	22.3	21.2	111	106	60-140	5	
sec-Butylbenzene	ug/L	ND	20	20	23.9	22.5	120	112	60-140	6	
Styrene	ug/L	ND	20	20	23.1	22.0	116	110	60-140	5	
tert-Butylbenzene	ug/L	ND	20	20	21.1	19.1	105	96	60-140	10	
Tetrachloroethene	ug/L	ND	20	20	21.6	21.6	108	108	60-140	0	
Toluene	ug/L	ND	20	20	22.9	22.5	115	113	60-140	2	
trans-1,2-Dichloroethene	ug/L	ND	20	20	28.3	27.1	141	136	60-140	4	M1
trans-1,3-Dichloropropene	ug/L	ND	20	20	21.0	20.5	105	102	60-140	2	
Trichloroethene	ug/L	ND	20	20	25.8	25.2	129	126	60-140	2	
Trichlorofluoromethane	ug/L	ND	20	20	24.3	23.8	122	119	60-140	2	
Vinyl chloride	ug/L	ND	20	20	24.6	23.9	123	119	60-140	3	
1,2-Dichloroethane-d4 (S)	%						111	107	70-130		
4-Bromofluorobenzene (S)	%						103	101	70-130		
Toluene-d8 (S)	%						98	102	70-130		

Results presented on this page are in the units indicated by the "Units" column except where an alternate unit is presented to the right of the result.

REPORT OF LABORATORY ANALYSIS

This report shall not be reproduced, except in full,
without the written consent of Pace Analytical Services, LLC.

Pace Analytical Services, LLC
9800 Kincey Ave. Suite 100
Huntersville, NC 28078
(704)875-9092

QUALITY CONTROL DATA

Project: Colonial Pipeline (9/9 GW)
Pace Project No.: 92494923

QC Batch: 565684
QC Batch Method: EPA 504.1
Analysis Method: EPA 504.1
Analysis Description: GCS 504 EDB DBCP
Laboratory: Pace Analytical Services - Charlotte
Associated Lab Samples: 92494640009

METHOD BLANK: 2998081 Matrix: Water
Associated Lab Samples: 92494640009

Parameter	Units	Blank Result	Reporting Limit	Analyzed	Qualifiers
1,2-Dibromoethane (EDB)	ug/L	ND	0.020	09/10/20 18:18	
1-Chloro-2-bromopropane (S)	%	114	70-130	09/10/20 18:18	

LABORATORY CONTROL SAMPLE & LCSD: 2998082 2998083

Parameter	Units	Spike Conc.	LCS Result	LCSD Result	LCS % Rec	LCSD % Rec	% Rec Limits	RPD	Max RPD	Qualifiers
1,2-Dibromoethane (EDB)	ug/L	0.25	0.27	0.29	109	115	70-130	8	20	
1-Chloro-2-bromopropane (S)	%				117	114	70-130			

MATRIX SPIKE & MATRIX SPIKE DUPLICATE: 2998084 2998085

Parameter	Units	92494640001 Result	MS Spike Conc.	MSD Spike Conc.	MS Result	MSD Result	MS % Rec	MSD % Rec	% Rec Limits	RPD	Qual
1,2-Dibromoethane (EDB)	ug/L	ND	0.26	0.26	0.27	0.25	104	98	65-135	7	
1-Chloro-2-bromopropane (S)	%						108	106	70-130		

SAMPLE DUPLICATE: 2998086

Parameter	Units	92494640002 Result	Dup Result	RPD	Qualifiers
1,2-Dibromoethane (EDB)	ug/L	ND	ND		
1-Chloro-2-bromopropane (S)	%	108	106		

Results presented on this page are in the units indicated by the "Units" column except where an alternate unit is presented to the right of the result.

REPORT OF LABORATORY ANALYSIS

This report shall not be reproduced, except in full,
without the written consent of Pace Analytical Services, LLC.

Pace Analytical Services, LLC
9800 Kincey Ave. Suite 100
Huntersville, NC 28078
(704)875-9092

QUALIFIERS

Project: Colonial Pipeline (9/9 GW)
Pace Project No.: 92494923

DEFINITIONS

DF - Dilution Factor, if reported, represents the factor applied to the reported data due to dilution of the sample aliquot.

ND - Not Detected at or above adjusted reporting limit.

TNTC - Too Numerous To Count

J - Estimated concentration above the adjusted method detection limit and below the adjusted reporting limit.

MDL - Adjusted Method Detection Limit.

PQL - Practical Quantitation Limit.

RL - Reporting Limit - The lowest concentration value that meets project requirements for quantitative data with known precision and bias for a specific analyte in a specific matrix.

S - Surrogate

1,2-Diphenylhydrazine decomposes to and cannot be separated from Azobenzene using Method 8270. The result for each analyte is a combined concentration.

Consistent with EPA guidelines, unrounded data are displayed and have been used to calculate % recovery and RPD values.

LCS(D) - Laboratory Control Sample (Duplicate)

MS(D) - Matrix Spike (Duplicate)

DUP - Sample Duplicate

RPD - Relative Percent Difference

NC - Not Calculable.

SG - Silica Gel - Clean-Up

U - Indicates the compound was analyzed for, but not detected.

Acid preservation may not be appropriate for 2 Chloroethylvinyl ether.

A separate vial preserved to a pH of 4-5 is recommended in SW846 Chapter 4 for the analysis of Acrolein and Acrylonitrile by EPA Method 8260.

N-Nitrosodiphenylamine decomposes and cannot be separated from Diphenylamine using Method 8270. The result reported for each analyte is a combined concentration.

Pace Analytical is TNI accredited. Contact your Pace PM for the current list of accredited analytes.

TNI - The NELAC Institute.

ANALYTE QUALIFIERS

D3	Sample was diluted due to the presence of high levels of non-target analytes or other matrix interference.
M1	Matrix spike recovery exceeded QC limits. Batch accepted based on laboratory control sample (LCS) recovery.

This report shall not be reproduced, except in full,
without the written consent of Pace Analytical Services, LLC.

Pace Analytical Services, LLC
9800 Kincey Ave. Suite 100
Huntersville, NC 28078
(704)875-9092

QUALITY CONTROL DATA CROSS REFERENCE TABLE

Project: Colonial Pipeline (9/9 GW)
Pace Project No.: 92494923

Lab ID	Sample ID	QC Batch Method	QC Batch	Analytical Method	Analytical Batch
92494640009	**MW-28**	EPA 504.1	565684	EPA 504.1	565703
92494640009	**MW-28**	MADEPV	1540730	MADEP VPH	1540730
92494640009	**MW-28**	EPA 3010A	565426	EPA 6010D	565451
92494640009	**MW-28**	SM 6200B	565552		
92494640010	**Trip Blank-03**	SM 6200B	565552		

This report shall not be reproduced, except in full,
without the written consent of Pace Analytical Services, LLC.

Pace Analytical	Document Name: Sample Condition Upon Receipt(SCUR)	Document Revised: February 7, 2018 Page 1 of 2
	Document No.: F-CAR-CS-033-Rev.06	Issuing Authority: Pace Carolinas Quality Office

Laboratory receiving samples:
Asheville ☐ Eden ☐ Greenwood ☐ Huntersville ☑ Raleigh ☐ Mechanicsville ☐

Sample Condition Upon Receipt

Client Name: AECOM

Project #: WO# : 92494640

92494640

Courier: ☐ Commercial ☐ Fed Ex ☐ Pace ☐ UPS ☐ USPS ☐ Other:____ ☑ Client

Custody Seal Present? ☐ Yes ☑ No **Seals Intact?** ☐ Yes ☐ No

Date/Initials Person Examining Contents: NG 9/3/20

Packing Material: ☐ Bubble Wrap ☑ Bubble Bags ☐ None ☐ Other

Biological Tissue Frozen? ☐ Yes ☐ No ☑ N/A

Thermometer: ☑ IR Gun ID: 92T061 **Type of Ice:** ☑ Wet ☐ Blue ☐ None

Cooler Temp (°C): 2.1 **Correction Factor:** Add/Subtract (°C) 0.0

Cooler Temp Corrected (°C): 2.1

Temp should be above freezing to 6°C
☐ Samples out of temp criteria. Samples on ice, cooling process has begun

USDA Regulated Soil (☑ N/A, water sample)
Did samples originate in a quarantine zone within the United States: CA, NY, or SC (check maps)? ☐ Yes ☐ No

Did samples originate from a foreign source (Internationally, including Hawaii and Puerto Rico)? ☐ Yes ☐ No

				Comments/Discrepancy:
Chain of Custody Present?	☑ Yes	☐ No	☐ N/A	1.
Samples Arrived within Hold Time?	☑ Yes	☐ No	☐ N/A	2.
Short Hold Time Analysis (<72 hr.)?	☑ Yes	☐ No	☐ N/A	3.
Rush Turn Around Time Requested?	☑ Yes	☐ No	☐ N/A	4.
Sufficient Volume?	☑ Yes	☐ No	☐ N/A	5.
Correct Containers Used?	☑ Yes	☐ No	☐ N/A	6.
-Pace Containers Used?	☑ Yes	☐ No	☐ N/A	
Containers Intact?	☑ Yes	☐ No	☐ N/A	7.
Dissolved analysis: Samples Field Filtered?	☐ Yes	☑ No	☐ N/A	8.
Sample Labels Match COC?	☐ Yes	☐ No	☐ N/A	9.
-Includes Date/Time/ID/Analysis Matrix: WT				
Headspace in VOA Vials (>5-6mm)?	☐ Yes	☑ No	☐ N/A	10.
Trip Blank Present?	☑ Yes	☐ No	☐ N/A	11.
Trip Blank Custody Seals Present?	☑ Yes	☐ No	☐ N/A	

COMMENTS/SAMPLE DISCREPANCY

Field Data Required? ☐ Yes ☐ No

Lot ID of split containers:

CLIENT NOTIFICATION/RESOLUTION

Person contacted: _____ Date/Time: _____

Project Manager SCURF Review: NMG **Date:** 9/10/20

Project Manager SRF Review: NMG **Date:** 9/10/20

*Check mark top half of box if pH and/or dechlorination is verified and within the acceptance range for preservation samples.

Exceptions: VOA, Coliform, TOC, Oil and Grease, DRO/8015 (water) DOC, LLHg

**Bottom half of box is to list number of bottle

Project # **WO#: 92494640**

PM: NMG Due Date: 09/10/20

CLIENT: 92-AECOM CHA

Item#	BP4U-125 mL Plastic Unpreserved (N/A) (Cl-)	BP3U-250 mL Plastic Unpreserved (N/A)	BP2U-500 mL Plastic Unpreserved (N/A)	BP1U-1 liter Plastic Unpreserved (N/A)	BP4S-125 mL Plastic H2SO4 (pH < 2) (Cl-)	BP3N-250 mL plastic HNO3 (pH < 2)	BP4Z-125 mL Plastic ZN Acetate & NaOH (>9)	BP4C-125 mL Plastic NaOH (pH > 12) (Cl-)	WGFU-Wide-mouthed Glass jar Unpreserved	AG1U-1 liter Amber Unpreserved (N/A) (Cl-)	AG1H-1 liter Amber HCl (pH < 2)	AG3U-250 mL Amber Unpreserved (N/A) (Cl-)	AG1S-1 liter Amber H2SO4 (pH < 2)	AG3S-250 mL Amber H2SO4 (pH < 2)	AG3A(DG3A)-250 mL Amber NH4Cl (N/A)(Cl-)	DG9H-40 mL VOA HCl (N/A)	VG9T-40 mL VOA Na2S2O3 (N/A)	VG9U-40 mL VOA Unp (N/A)	DG9P-40 mL VOA H3PO4 (N/A)	VOAK (6 vials per kit)-5035 kit (N/A)	V/GK (3 vials per kit)-VPH/Gas kit (N/A)	SP5T-125 mL Sterile Plastic (N/A – lab)	SP2T-250 mL Sterile Plastic (N/A – lab)		BP3A-250 mL Plastic (NH2)2SO4 (9.3-9.7)	AG0U-100 mL Amber Unpreserved vials (N/A)	VSGU-20 mL Scintillation vials (N/A)	DG9U-40 mL Amber Unpreserved vials (N/A)
1						1										7		3											
2						1										7		3											
3						1										7		3											
4						1										7		3											
5						1										7		3											
6						1										7		3											
7						1										7		3											
8						1										7		3											
9						1										7		3											
10																2													
11																													
12																													

pH Adjustment Log for Preserved Samples

Sample ID	Type of Preservative	pH upon receipt	Date preservation adjusted	Time preservation adjusted	Amount of Preservative added	Lot #

Note: Whenever there is a discrepancy affecting North Carolina compliance samples, a copy of this form will be sent to the North Carolina DEHNR Certification Office (i.e. Out of hold, incorrect preservative, out of temp, incorrect containers.

Pace Analytical
WWW.PACELABS.COM

CHAIN-OF-CUSTODY / Analytical Request Document

The Chain-of-Custody is a LEGAL DOCUMENT. All relevant fields must be completed accurately.

Page : 1 Of 1

Section A Required Client Information:		Section B Required Project Information:		Section C Invoice Information:	
Company:	AECOM, Charlotte	Report To:	Wreschnig, Andrew	Attention:	
Address:	6000 Fairview Road	Copy To:		Company Name:	
Suite 200, Charlotte, NC 28210		-		Address:	
Email:	andrew.wreschnig@aecom.com	Purchase Order #:		Pace Quote:	
Phone:	(980)221-7831 Fax	Project Name:	Colonial Pipeline	Pace Project Manager:	nicole.gasiorowski@pacelabs.com,
Requested Due Date:	Standard TAT	Project #:		Pace Profile #:	12518

Regulatory Agency

State / Location: NC

Requested Analysis Filtered (Y/N)

ITEM #	SAMPLE ID (One Character per box. (A-Z, 0-9 / , -) Sample Ids must be unique)	MATRIX CODE (see valid codes to left)	SAMPLE TYPE (G=GRAB C=COMP)	COLLECTED START DATE	COLLECTED START TIME	COLLECTED END DATE	COLLECTED END TIME	SAMPLE TEMP AT COLLECTION	# OF CONTAINERS	Preservatives: Unpreserved	H2SO4	HNO3	HCl	NaOH	Na2S2O3	Methanol	Other	Analyses Test Y/N	6200	VPH	6010 Lead	504.1 EDB	Trip BLANK	Residual Chlorine (Y/N)	8243690
1	[redacted]	[redacted]	[redacted]					[redacted]	[redacted]			[redacted]	[redacted]		[redacted]				[redacted]						[redacted]
2																									
3																									
4																									
5																									
6																									
7																									
8																									
9	MW-28	WT	G	09/09	1505			TBE	11			1	7		3			X	X	X	X				
10	Trip Blank - ~~090420~~ 03																						X		
11																									
12																									

ADDITIONAL COMMENTS	RELINQUISHED BY / AFFILIATION	DATE	TIME	ACCEPTED BY / AFFILIATION	DATE	TIME
	A. Guerrier / AECOM	09/09/20	16:10	PaceHVI	9/9/20	16:10

SAMPLE CONDITIONS			
TEMP in C	Received on Ice (Y/N)	Custody Sealed Cooler (Y/N)	Samples Intact (Y/N)
2.1	Y	N	Y

SAMPLER NAME AND SIGNATURE

PRINT Name of SAMPLER: A. Guerrier

SIGNATURE of SAMPLER: [signature]

DATE Signed: 09/09/20

Pace Analytical Services, LLC
9800 Kincey Ave. Suite 100
Huntersville, NC 28078
(704)875-9092

September 14, 2020

Andrew Wreschnig
AECOM
6000 Fairview Road
Suite 200
Charlotte, NC 28210

RE: Project: Colonial Pipeline (9/11 GW)
Pace Project No.: 92495100

Dear Andrew Wreschnig:

Enclosed are the analytical results for sample(s) received by the laboratory on September 11, 2020. The results relate only to the samples included in this report. Results reported herein conform to the applicable TNI/NELAC Standards and the laboratory's Quality Manual, where applicable, unless otherwise noted in the body of the report.

The test results provided in this final report were generated by each of the following laboratories within the Pace Network:

- Pace National - Mt. Juliet
- Pace Analytical Services - Asheville
- Pace Analytical Services - Charlotte

If you have any questions concerning this report, please feel free to contact me.

Sincerely,

Nicole Gasiorowski
nicole.gasiorowski@pacelabs.com
(704)875-9092
Project Manager

Enclosures

cc: Jeff Morrison, Colonial Pipeline Company

Pace Analytical Services, LLC
9800 Kincey Ave. Suite 100
Huntersville, NC 28078
(704)875-9092

CERTIFICATIONS

Project: Colonial Pipeline (9/11 GW)
Pace Project No.: 92495100

Pace Analytical Services National

12065 Lebanon Road, Mt. Juliet, TN 37122
Alabama Certification #: 40660
Alaska Certification 17-026
Arizona Certification #: AZ0612
Arkansas Certification #: 88-0469
California Certification #: 2932
Canada Certification #: 1461.01
Colorado Certification #: TN00003
Connecticut Certification #: PH-0197
DOD Certification: #1461.01
EPA# TN00003
Florida Certification #: E87487
Georgia DW Certification #: 923
Georgia Certification: NELAP
Idaho Certification #: TN00003
Illinois Certification #: 200008
Indiana Certification #: C-TN-01
Iowa Certification #: 364
Kansas Certification #: E-10277
Kentucky UST Certification #: 16
Kentucky Certification #: 90010
Louisiana Certification #: AI30792
Louisiana DW Certification #: LA180010
Maine Certification #: TN0002
Maryland Certification #: 324
Massachusetts Certification #: M-TN003
Michigan Certification #: 9958
Minnesota Certification #: 047-999-395
Mississippi Certification #: TN00003
Missouri Certification #: 340
Montana Certification #: CERT0086
Nebraska Certification #: NE-OS-15-05
Nevada Certification #: TN-03-2002-34
New Hampshire Certification #: 2975
New Jersey Certification #: TN002
New Mexico DW Certification
New York Certification #: 11742
North Carolina Aquatic Toxicity Certification #: 41
North Carolina Drinking Water Certification #: 21704
North Carolina Environmental Certificate #: 375
North Dakota Certification #: R-140
Ohio VAP Certification #: CL0069
Oklahoma Certification #: 9915
Oregon Certification #: TN200002
Pennsylvania Certification #: 68-02979
Rhode Island Certification #: LAO00356
South Carolina Certification #: 84004
South Dakota Certification
Tennessee DW/Chem/Micro Certification #: 2006
Texas Mold Certification #: LAB0152
Texas Certification #: T 104704245-17-14
USDA Soil Permit #: P330-15-00234
Utah Certification #: TN00003
Vermont Dept. of Health: ID# VT-2006
Virginia Certification #: VT2006
Virginia Certification #: 460132
Washington Certification #: C847
West Virginia Certification #: 233
Wisconsin Certification #: 9980939910
Wyoming UST Certification #: via A2LA 2926.01
A2LA-ISO 17025 Certification #: 1461.01
A2LA-ISO 17025 Certification #: 1461.02
AIHA-LAP/LLC EMLAP Certification #:100789

Pace Analytical Services Charlotte

9800 Kincey Ave. Ste 100, Huntersville, NC 28078
Louisiana/NELAP Certification # LA170028
North Carolina Drinking Water Certification #: 37706
North Carolina Field Services Certification #: 5342
North Carolina Wastewater Certification #: 12
South Carolina Certification #: 99006001
Florida/NELAP Certification #: E87627
Kentucky UST Certification #: 84
Virginia/VELAP Certification #: 460221

Pace Analytical Services Asheville

2225 Riverside Drive, Asheville, NC 28804
Florida/NELAP Certification #: E87648
Massachusetts Certification #: M-NC030
North Carolina Drinking Water Certification #: 37712
North Carolina Wastewater Certification #: 40
South Carolina Certification #: 99030001
Virginia/VELAP Certification #: 460222

REPORT OF LABORATORY ANALYSIS

This report shall not be reproduced, except in full,
without the written consent of Pace Analytical Services, LLC.

Pace Analytical Services, LLC
9800 Kincey Ave. Suite 100
Huntersville, NC 28078
(704)875-9092

SAMPLE ANALYTE COUNT

Project: Colonial Pipeline (9/11 GW)
Pace Project No.: 92495100

Lab ID	Sample ID	Method	Analysts	Analytes Reported	Laboratory
92495100001	**MW-40**	EPA 504.1	JMS1	2	PASI-C
		MADEP VPH	BMB	6	PAN
		EPA 6010D	DS	1	PASI-A
		SM 6200B	NSCQ	62	PASI-C
92495103004	**Trip Blank-05**	SM 6200B	NSCQ	62	PASI-C

PAN = Pace National - Mt. Juliet
PASI-A = Pace Analytical Services - Asheville
PASI-C = Pace Analytical Services - Charlotte

REPORT OF LABORATORY ANALYSIS

This report shall not be reproduced, except in full,
without the written consent of Pace Analytical Services, LLC.

Pace Analytical Services, LLC
9800 Kincey Ave. Suite 100
Huntersville, NC 28078
(704)875-9092

ANALYTICAL RESULTS

Project: Colonial Pipeline (9/11 GW)
Pace Project No.: 92495100

Sample: MW-40 **Lab ID: 92495100001** Collected: 09/11/20 12:55 Received: 09/11/20 15:23 Matrix: Water

Parameters	Results	Units	Report Limit	DF	Prepared	Analyzed	CAS No.	Qual
504 GCS EDB and DBCP	Analytical Method: EPA 504.1 Preparation Method: EPA 504.1 Pace Analytical Services - Charlotte							
1,2-Dibromoethane (EDB)	ND	ug/L	0.021	1	09/14/20 08:13	09/14/20 13:03	106-93-4	
Surrogates								
1-Chloro-2-bromopropane (S)	108	%	70-130	1	09/14/20 08:13	09/14/20 13:03	301-79-56	
MADEPV	Analytical Method: MADEP VPH Preparation Method: MADEPV Pace National - Mt. Juliet							
Aliphatic (C05-C08)	ND	ug/L	100	1	09/12/20 16:47	09/12/20 16:47		
Aliphatic (C09-C12)	ND	ug/L	100	1	09/12/20 16:47	09/12/20 16:47		
Aromatic (C09-C10),Unadjusted	ND	ug/L	100	1	09/12/20 16:47	09/12/20 16:47	TPHC9C10A	
Total VPH	ND	ug/L	100	1	09/12/20 16:47	09/12/20 16:47	VPH	
Surrogates								
2,5-Dibromotoluene (FID)	98.1	%	70.0-130	1	09/12/20 16:47	09/12/20 16:47	615-59-8FID	
2,5-Dibromotoluene (PID)	92.6	%	70.0-130	1	09/12/20 16:47	09/12/20 16:47	615-59-8PID	
6010 MET ICP	Analytical Method: EPA 6010D Preparation Method: EPA 3010A Pace Analytical Services - Asheville							
Lead	ND	ug/L	5.0	1	09/12/20 01:48	09/12/20 17:06	7439-92-1	
6200B MSV	Analytical Method: SM 6200B Pace Analytical Services - Charlotte							
Benzene	ND	ug/L	0.50	1		09/12/20 12:09	71-43-2	
Bromobenzene	ND	ug/L	0.50	1		09/12/20 12:09	108-86-1	
Bromochloromethane	ND	ug/L	0.50	1		09/12/20 12:09	74-97-5	
Bromodichloromethane	ND	ug/L	0.50	1		09/12/20 12:09	75-27-4	
Bromoform	ND	ug/L	0.50	1		09/12/20 12:09	75-25-2	
Bromomethane	ND	ug/L	5.0	1		09/12/20 12:09	74-83-9	
n-Butylbenzene	ND	ug/L	0.50	1		09/12/20 12:09	104-51-8	
sec-Butylbenzene	ND	ug/L	0.50	1		09/12/20 12:09	135-98-8	
tert-Butylbenzene	ND	ug/L	0.50	1		09/12/20 12:09	98-06-6	
Carbon tetrachloride	ND	ug/L	0.50	1		09/12/20 12:09	56-23-5	
Chlorobenzene	ND	ug/L	0.50	1		09/12/20 12:09	108-90-7	
Chloroethane	ND	ug/L	1.0	1		09/12/20 12:09	75-00-3	
Chloroform	ND	ug/L	0.50	1		09/12/20 12:09	67-66-3	
Chloromethane	ND	ug/L	1.0	1		09/12/20 12:09	74-87-3	
2-Chlorotoluene	ND	ug/L	0.50	1		09/12/20 12:09	95-49-8	
4-Chlorotoluene	ND	ug/L	0.50	1		09/12/20 12:09	106-43-4	
1,2-Dibromo-3-chloropropane	ND	ug/L	1.0	1		09/12/20 12:09	96-12-8	
Dibromochloromethane	ND	ug/L	0.50	1		09/12/20 12:09	124-48-1	
Dibromomethane	ND	ug/L	0.50	1		09/12/20 12:09	74-95-3	
1,2-Dichlorobenzene	ND	ug/L	0.50	1		09/12/20 12:09	95-50-1	
1,3-Dichlorobenzene	ND	ug/L	0.50	1		09/12/20 12:09	541-73-1	
1,4-Dichlorobenzene	ND	ug/L	0.50	1		09/12/20 12:09	106-46-7	
Dichlorodifluoromethane	ND	ug/L	0.50	1		09/12/20 12:09	75-71-8	
1,1-Dichloroethane	ND	ug/L	0.50	1		09/12/20 12:09	75-34-3	
1,2-Dichloroethane	ND	ug/L	0.50	1		09/12/20 12:09	107-06-2	
1,1-Dichloroethene	ND	ug/L	0.50	1		09/12/20 12:09	75-35-4	

REPORT OF LABORATORY ANALYSIS

This report shall not be reproduced, except in full,
without the written consent of Pace Analytical Services, LLC.

Pace Analytical Services, LLC
9800 Kincey Ave. Suite 100
Huntersville, NC 28078
(704)875-9092

ANALYTICAL RESULTS

Project: Colonial Pipeline (9/11 GW)
Pace Project No.: 92495100

Sample: MW-40 **Lab ID: 92495100001** Collected: 09/11/20 12:55 Received: 09/11/20 15:23 Matrix: Water

Parameters	Results	Units	Report Limit	DF	Prepared	Analyzed	CAS No.	Qual
6200B MSV	Analytical Method: SM 6200B Pace Analytical Services - Charlotte							
cis-1,2-Dichloroethene	ND	ug/L	0.50	1		09/12/20 12:09	156-59-2	
trans-1,2-Dichloroethene	ND	ug/L	0.50	1		09/12/20 12:09	156-60-5	
1,2-Dichloropropane	ND	ug/L	0.50	1		09/12/20 12:09	78-87-5	
1,3-Dichloropropane	ND	ug/L	0.50	1		09/12/20 12:09	142-28-9	
2,2-Dichloropropane	ND	ug/L	0.50	1		09/12/20 12:09	594-20-7	
1,1-Dichloropropene	ND	ug/L	0.50	1		09/12/20 12:09	563-58-6	
cis-1,3-Dichloropropene	ND	ug/L	0.50	1		09/12/20 12:09	10061-01-5	
trans-1,3-Dichloropropene	ND	ug/L	0.50	1		09/12/20 12:09	10061-02-6	
Diisopropyl ether	**3.2**	ug/L	0.50	1		09/12/20 12:09	108-20-3	
Ethylbenzene	ND	ug/L	0.50	1		09/12/20 12:09	100-41-4	
Hexachloro-1,3-butadiene	ND	ug/L	2.0	1		09/12/20 12:09	87-68-3	
Isopropylbenzene (Cumene)	ND	ug/L	0.50	1		09/12/20 12:09	98-82-8	
Methylene Chloride	ND	ug/L	2.0	1		09/12/20 12:09	75-09-2	
Methyl-tert-butyl ether	**1.3**	ug/L	0.50	1		09/12/20 12:09	1634-04-4	
Naphthalene	ND	ug/L	2.0	1		09/12/20 12:09	91-20-3	
n-Propylbenzene	ND	ug/L	0.50	1		09/12/20 12:09	103-65-1	
Styrene	ND	ug/L	0.50	1		09/12/20 12:09	100-42-5	
1,1,1,2-Tetrachloroethane	ND	ug/L	0.50	1		09/12/20 12:09	630-20-6	
1,1,2,2-Tetrachloroethane	ND	ug/L	0.50	1		09/12/20 12:09	79-34-5	
Tetrachloroethene	ND	ug/L	0.50	1		09/12/20 12:09	127-18-4	
Toluene	ND	ug/L	0.50	1		09/12/20 12:09	108-88-3	
1,2,3-Trichlorobenzene	ND	ug/L	2.0	1		09/12/20 12:09	87-61-6	
1,2,4-Trichlorobenzene	ND	ug/L	2.0	1		09/12/20 12:09	120-82-1	
1,1,1-Trichloroethane	ND	ug/L	0.50	1		09/12/20 12:09	71-55-6	
1,1,2-Trichloroethane	ND	ug/L	0.50	1		09/12/20 12:09	79-00-5	
Trichloroethene	ND	ug/L	0.50	1		09/12/20 12:09	79-01-6	
Trichlorofluoromethane	ND	ug/L	1.0	1		09/12/20 12:09	75-69-4	
1,2,3-Trichloropropane	ND	ug/L	0.50	1		09/12/20 12:09	96-18-4	
1,2,4-Trimethylbenzene	ND	ug/L	0.50	1		09/12/20 12:09	95-63-6	
1,3,5-Trimethylbenzene	ND	ug/L	0.50	1		09/12/20 12:09	108-67-8	
Vinyl chloride	ND	ug/L	1.0	1		09/12/20 12:09	75-01-4	
m&p-Xylene	ND	ug/L	1.0	1		09/12/20 12:09	179601-23-1	
o-Xylene	ND	ug/L	0.50	1		09/12/20 12:09	95-47-6	
Surrogates								
1,2-Dichloroethane-d4 (S)	91	%	70-130	1		09/12/20 12:09	17060-07-0	
4-Bromofluorobenzene (S)	95	%	70-130	1		09/12/20 12:09	460-00-4	
Toluene-d8 (S)	99	%	70-130	1		09/12/20 12:09	2037-26-5	

REPORT OF LABORATORY ANALYSIS

This report shall not be reproduced, except in full,
without the written consent of Pace Analytical Services, LLC.

Pace Analytical Services, LLC
9800 Kincey Ave. Suite 100
Huntersville, NC 28078
(704)875-9092

ANALYTICAL RESULTS

Project: Colonial Pipeline (9/11 GW)
Pace Project No.: 92495100

Sample: Trip Blank-05 **Lab ID: 92495103004** Collected: 09/11/20 00:00 Received: 09/11/20 15:23 Matrix: Water

Parameters	Results	Units	Report Limit	DF	Prepared	Analyzed	CAS No.	Qual
6200B MSV	Analytical Method: SM 6200B Pace Analytical Services - Charlotte							
Benzene	ND	ug/L	0.50	1		09/12/20 17:19	71-43-2	
Bromobenzene	ND	ug/L	0.50	1		09/12/20 17:19	108-86-1	
Bromochloromethane	ND	ug/L	0.50	1		09/12/20 17:19	74-97-5	
Bromodichloromethane	ND	ug/L	0.50	1		09/12/20 17:19	75-27-4	
Bromoform	ND	ug/L	0.50	1		09/12/20 17:19	75-25-2	
Bromomethane	ND	ug/L	5.0	1		09/12/20 17:19	74-83-9	
n-Butylbenzene	ND	ug/L	0.50	1		09/12/20 17:19	104-51-8	
sec-Butylbenzene	ND	ug/L	0.50	1		09/12/20 17:19	135-98-8	
tert-Butylbenzene	ND	ug/L	0.50	1		09/12/20 17:19	98-06-6	
Carbon tetrachloride	ND	ug/L	0.50	1		09/12/20 17:19	56-23-5	
Chlorobenzene	ND	ug/L	0.50	1		09/12/20 17:19	108-90-7	
Chloroethane	ND	ug/L	1.0	1		09/12/20 17:19	75-00-3	
Chloroform	ND	ug/L	0.50	1		09/12/20 17:19	67-66-3	
Chloromethane	ND	ug/L	1.0	1		09/12/20 17:19	74-87-3	
2-Chlorotoluene	ND	ug/L	0.50	1		09/12/20 17:19	95-49-8	
4-Chlorotoluene	ND	ug/L	0.50	1		09/12/20 17:19	106-43-4	
1,2-Dibromo-3-chloropropane	ND	ug/L	1.0	1		09/12/20 17:19	96-12-8	
Dibromochloromethane	ND	ug/L	0.50	1		09/12/20 17:19	124-48-1	
Dibromomethane	ND	ug/L	0.50	1		09/12/20 17:19	74-95-3	
1,2-Dichlorobenzene	ND	ug/L	0.50	1		09/12/20 17:19	95-50-1	
1,3-Dichlorobenzene	ND	ug/L	0.50	1		09/12/20 17:19	541-73-1	
1,4-Dichlorobenzene	ND	ug/L	0.50	1		09/12/20 17:19	106-46-7	
Dichlorodifluoromethane	ND	ug/L	0.50	1		09/12/20 17:19	75-71-8	
1,1-Dichloroethane	ND	ug/L	0.50	1		09/12/20 17:19	75-34-3	
1,2-Dichloroethane	ND	ug/L	0.50	1		09/12/20 17:19	107-06-2	
1,1-Dichloroethene	ND	ug/L	0.50	1		09/12/20 17:19	75-35-4	
cis-1,2-Dichloroethene	ND	ug/L	0.50	1		09/12/20 17:19	156-59-2	
trans-1,2-Dichloroethene	ND	ug/L	0.50	1		09/12/20 17:19	156-60-5	
1,2-Dichloropropane	ND	ug/L	0.50	1		09/12/20 17:19	78-87-5	
1,3-Dichloropropane	ND	ug/L	0.50	1		09/12/20 17:19	142-28-9	
2,2-Dichloropropane	ND	ug/L	0.50	1		09/12/20 17:19	594-20-7	
1,1-Dichloropropene	ND	ug/L	0.50	1		09/12/20 17:19	563-58-6	
cis-1,3-Dichloropropene	ND	ug/L	0.50	1		09/12/20 17:19	10061-01-5	
trans-1,3-Dichloropropene	ND	ug/L	0.50	1		09/12/20 17:19	10061-02-6	
Diisopropyl ether	ND	ug/L	0.50	1		09/12/20 17:19	108-20-3	
Ethylbenzene	ND	ug/L	0.50	1		09/12/20 17:19	100-41-4	
Hexachloro-1,3-butadiene	ND	ug/L	2.0	1		09/12/20 17:19	87-68-3	
Isopropylbenzene (Cumene)	ND	ug/L	0.50	1		09/12/20 17:19	98-82-8	
Methylene Chloride	ND	ug/L	2.0	1		09/12/20 17:19	75-09-2	
Methyl-tert-butyl ether	ND	ug/L	0.50	1		09/12/20 17:19	1634-04-4	
Naphthalene	ND	ug/L	2.0	1		09/12/20 17:19	91-20-3	
n-Propylbenzene	ND	ug/L	0.50	1		09/12/20 17:19	103-65-1	
Styrene	ND	ug/L	0.50	1		09/12/20 17:19	100-42-5	
1,1,1,2-Tetrachloroethane	ND	ug/L	0.50	1		09/12/20 17:19	630-20-6	
1,1,2,2-Tetrachloroethane	ND	ug/L	0.50	1		09/12/20 17:19	79-34-5	
Tetrachloroethene	ND	ug/L	0.50	1		09/12/20 17:19	127-18-4	

REPORT OF LABORATORY ANALYSIS

This report shall not be reproduced, except in full,
without the written consent of Pace Analytical Services, LLC.

Pace Analytical Services, LLC
9800 Kincey Ave. Suite 100
Huntersville, NC 28078
(704)875-9092

ANALYTICAL RESULTS

Project: Colonial Pipeline (9/11 GW)
Pace Project No.: 92495100

Sample: Trip Blank-05 **Lab ID: 92495103004** Collected: 09/11/20 00:00 Received: 09/11/20 15:23 Matrix: Water

Parameters	Results	Units	Report Limit	DF	Prepared	Analyzed	CAS No.	Qual
6200B MSV	Analytical Method: SM 6200B Pace Analytical Services - Charlotte							
Toluene	ND	ug/L	0.50	1		09/12/20 17:19	108-88-3	
1,2,3-Trichlorobenzene	ND	ug/L	2.0	1		09/12/20 17:19	87-61-6	
1,2,4-Trichlorobenzene	ND	ug/L	2.0	1		09/12/20 17:19	120-82-1	
1,1,1-Trichloroethane	ND	ug/L	0.50	1		09/12/20 17:19	71-55-6	
1,1,2-Trichloroethane	ND	ug/L	0.50	1		09/12/20 17:19	79-00-5	
Trichloroethene	ND	ug/L	0.50	1		09/12/20 17:19	79-01-6	
Trichlorofluoromethane	ND	ug/L	1.0	1		09/12/20 17:19	75-69-4	
1,2,3-Trichloropropane	ND	ug/L	0.50	1		09/12/20 17:19	96-18-4	
1,2,4-Trimethylbenzene	ND	ug/L	0.50	1		09/12/20 17:19	95-63-6	
1,3,5-Trimethylbenzene	ND	ug/L	0.50	1		09/12/20 17:19	108-67-8	
Vinyl chloride	ND	ug/L	1.0	1		09/12/20 17:19	75-01-4	
m&p-Xylene	ND	ug/L	1.0	1		09/12/20 17:19	179601-23-1	
o-Xylene	ND	ug/L	0.50	1		09/12/20 17:19	95-47-6	
Surrogates								
1,2-Dichloroethane-d4 (S)	88	%	70-130	1		09/12/20 17:19	17060-07-0	
4-Bromofluorobenzene (S)	93	%	70-130	1		09/12/20 17:19	460-00-4	
Toluene-d8 (S)	99	%	70-130	1		09/12/20 17:19	2037-26-5	

REPORT OF LABORATORY ANALYSIS

This report shall not be reproduced, except in full,
without the written consent of Pace Analytical Services, LLC.

Pace Analytical Services, LLC
9800 Kincey Ave. Suite 100
Huntersville, NC 28078
(704)875-9092

QUALITY CONTROL DATA

Project: Colonial Pipeline (9/11 GW)
Pace Project No.: 92495100

QC Batch: 1541991
QC Batch Method: MADEPV
Analysis Method: MADEP VPH
Analysis Description: MADEPV
Laboratory: Pace National - Mt. Juliet

Associated Lab Samples: 92495100001

METHOD BLANK: R3569753-1 Matrix: Water
Associated Lab Samples: 92495100001

Parameter	Units	Blank Result	Reporting Limit	Analyzed	Qualifiers
Aliphatic (C05-C08)	ug/L	ND	100	09/12/20 13:27	
Aliphatic (C09-C12)	ug/L	ND	100	09/12/20 13:27	
Aromatic (C09-C10),Unadjusted	ug/L	ND	100	09/12/20 13:27	
Total VPH	ug/L	ND	100	09/12/20 13:27	
2,5-Dibromotoluene (FID)	%	92.8	70.0-130	09/12/20 13:27	
2,5-Dibromotoluene (PID)	%	90	70.0-130	09/12/20 13:27	

LABORATORY CONTROL SAMPLE & LCSD: R3569753-2 R3569753-3

Parameter	Units	Spike Conc.	LCS Result	LCSD Result	LCS % Rec	LCSD % Rec	% Rec Limits	RPD	Max RPD	Qualifiers
Aliphatic (C05-C08)	ug/L	1200	1120	1090	93.3	90.8	70.0-130	2.71	25	
Aliphatic (C09-C12)	ug/L	1400	1190	1200	85.0	85.7	70.0-130	0.837	25	
Aromatic (C09-C10),Unadjusted	ug/L	200	155	150	77.5	75.0	70.0-130	3.28	25	
Total VPH	ug/L	2800	2470	2440	88.2	87.1	70.0-130	1.22	25	
2,5-Dibromotoluene (FID)	%				96.9	97.5	70.0-130			
2,5-Dibromotoluene (PID)	%				93.5	90.3	70.0-130			

Results presented on this page are in the units indicated by the "Units" column except where an alternate unit is presented to the right of the result.

REPORT OF LABORATORY ANALYSIS

This report shall not be reproduced, except in full,
without the written consent of Pace Analytical Services, LLC.

Pace Analytical Services, LLC
9800 Kincey Ave. Suite 100
Huntersville, NC 28078
(704)875-9092

QUALITY CONTROL DATA

Project: Colonial Pipeline (9/11 GW)
Pace Project No.: 92495100

QC Batch: 566001
QC Batch Method: EPA 3010A
Analysis Method: EPA 6010D
Analysis Description: 6010 MET
Laboratory: Pace Analytical Services - Asheville
Associated Lab Samples: 92495100001

METHOD BLANK: 2999937 Matrix: Water
Associated Lab Samples: 92495100001

Parameter	Units	Blank Result	Reporting Limit	Analyzed	Qualifiers
Lead	ug/L	ND	5.0	09/12/20 16:12	

LABORATORY CONTROL SAMPLE: 2999938

Parameter	Units	Spike Conc.	LCS Result	LCS % Rec	% Rec Limits	Qualifiers
Lead	ug/L	500	455	91	80-120	

MATRIX SPIKE & MATRIX SPIKE DUPLICATE: 2999939 2999940

Parameter	Units	92495051001 Result	MS Spike Conc.	MSD Spike Conc.	MS Result	MSD Result	MS % Rec	MSD % Rec	% Rec Limits	RPD	Qual
Lead	ug/L	ND	500	500	473	467	95	93	75-125	1	

Results presented on this page are in the units indicated by the "Units" column except where an alternate unit is presented to the right of the result.

REPORT OF LABORATORY ANALYSIS

This report shall not be reproduced, except in full,
without the written consent of Pace Analytical Services, LLC.

Pace Analytical Services, LLC
9800 Kincey Ave. Suite 100
Huntersville, NC 28078
(704)875-9092

QUALITY CONTROL DATA

Project: Colonial Pipeline (9/11 GW)
Pace Project No.: 92495100

QC Batch: 566039
QC Batch Method: SM 6200B
Analysis Method: SM 6200B
Analysis Description: 6200B MSV
Laboratory: Pace Analytical Services - Charlotte
Associated Lab Samples: 92495100001, 92495103004

METHOD BLANK: 3000061 Matrix: Water
Associated Lab Samples: 92495100001, 92495103004

Parameter	Units	Blank Result	Reporting Limit	Analyzed	Qualifiers
1,1,1,2-Tetrachloroethane	ug/L	ND	0.50	09/12/20 16:42	
1,1,1-Trichloroethane	ug/L	ND	0.50	09/12/20 16:42	
1,1,2,2-Tetrachloroethane	ug/L	ND	0.50	09/12/20 16:42	
1,1,2-Trichloroethane	ug/L	ND	0.50	09/12/20 16:42	
1,1-Dichloroethane	ug/L	ND	0.50	09/12/20 16:42	
1,1-Dichloroethene	ug/L	ND	0.50	09/12/20 16:42	
1,1-Dichloropropene	ug/L	ND	0.50	09/12/20 16:42	
1,2,3-Trichlorobenzene	ug/L	ND	2.0	09/12/20 16:42	
1,2,3-Trichloropropane	ug/L	ND	0.50	09/12/20 16:42	
1,2,4-Trichlorobenzene	ug/L	ND	2.0	09/12/20 16:42	
1,2,4-Trimethylbenzene	ug/L	ND	0.50	09/12/20 16:42	
1,2-Dibromo-3-chloropropane	ug/L	ND	1.0	09/12/20 16:42	
1,2-Dichlorobenzene	ug/L	ND	0.50	09/12/20 16:42	
1,2-Dichloroethane	ug/L	ND	0.50	09/12/20 16:42	
1,2-Dichloropropane	ug/L	ND	0.50	09/12/20 16:42	
1,3,5-Trimethylbenzene	ug/L	ND	0.50	09/12/20 16:42	
1,3-Dichlorobenzene	ug/L	ND	0.50	09/12/20 16:42	
1,3-Dichloropropane	ug/L	ND	0.50	09/12/20 16:42	
1,4-Dichlorobenzene	ug/L	ND	0.50	09/12/20 16:42	
2,2-Dichloropropane	ug/L	ND	0.50	09/12/20 16:42	
2-Chlorotoluene	ug/L	ND	0.50	09/12/20 16:42	
4-Chlorotoluene	ug/L	ND	0.50	09/12/20 16:42	
Benzene	ug/L	ND	0.50	09/12/20 16:42	
Bromobenzene	ug/L	ND	0.50	09/12/20 16:42	
Bromochloromethane	ug/L	ND	0.50	09/12/20 16:42	
Bromodichloromethane	ug/L	ND	0.50	09/12/20 16:42	
Bromoform	ug/L	ND	0.50	09/12/20 16:42	
Bromomethane	ug/L	ND	5.0	09/12/20 16:42	
Carbon tetrachloride	ug/L	ND	0.50	09/12/20 16:42	
Chlorobenzene	ug/L	ND	0.50	09/12/20 16:42	
Chloroethane	ug/L	ND	1.0	09/12/20 16:42	
Chloroform	ug/L	ND	0.50	09/12/20 16:42	
Chloromethane	ug/L	ND	1.0	09/12/20 16:42	
cis-1,2-Dichloroethene	ug/L	ND	0.50	09/12/20 16:42	
cis-1,3-Dichloropropene	ug/L	ND	0.50	09/12/20 16:42	
Dibromochloromethane	ug/L	ND	0.50	09/12/20 16:42	
Dibromomethane	ug/L	ND	0.50	09/12/20 16:42	
Dichlorodifluoromethane	ug/L	ND	0.50	09/12/20 16:42	
Diisopropyl ether	ug/L	ND	0.50	09/12/20 16:42	
Ethylbenzene	ug/L	ND	0.50	09/12/20 16:42	

Results presented on this page are in the units indicated by the "Units" column except where an alternate unit is presented to the right of the result.

REPORT OF LABORATORY ANALYSIS

This report shall not be reproduced, except in full,
without the written consent of Pace Analytical Services, LLC.

Pace Analytical Services, LLC
9800 Kincey Ave. Suite 100
Huntersville, NC 28078
(704)875-9092

QUALITY CONTROL DATA

Project: Colonial Pipeline (9/11 GW)
Pace Project No.: 92495100

METHOD BLANK: 3000061 Matrix: Water
Associated Lab Samples: 92495100001, 92495103004

Parameter	Units	Blank Result	Reporting Limit	Analyzed	Qualifiers
Hexachloro-1,3-butadiene	ug/L	ND	2.0	09/12/20 16:42	
Isopropylbenzene (Cumene)	ug/L	ND	0.50	09/12/20 16:42	
m&p-Xylene	ug/L	ND	1.0	09/12/20 16:42	
Methyl-tert-butyl ether	ug/L	ND	0.50	09/12/20 16:42	
Methylene Chloride	ug/L	ND	2.0	09/12/20 16:42	
n-Butylbenzene	ug/L	ND	0.50	09/12/20 16:42	
n-Propylbenzene	ug/L	ND	0.50	09/12/20 16:42	
Naphthalene	ug/L	ND	2.0	09/12/20 16:42	
o-Xylene	ug/L	ND	0.50	09/12/20 16:42	
sec-Butylbenzene	ug/L	ND	0.50	09/12/20 16:42	
Styrene	ug/L	ND	0.50	09/12/20 16:42	
tert-Butylbenzene	ug/L	ND	0.50	09/12/20 16:42	
Tetrachloroethene	ug/L	ND	0.50	09/12/20 16:42	
Toluene	ug/L	ND	0.50	09/12/20 16:42	
trans-1,2-Dichloroethene	ug/L	ND	0.50	09/12/20 16:42	
trans-1,3-Dichloropropene	ug/L	ND	0.50	09/12/20 16:42	
Trichloroethene	ug/L	ND	0.50	09/12/20 16:42	
Trichlorofluoromethane	ug/L	ND	1.0	09/12/20 16:42	
Vinyl chloride	ug/L	ND	1.0	09/12/20 16:42	
1,2-Dichloroethane-d4 (S)	%	91	70-130	09/12/20 16:42	
4-Bromofluorobenzene (S)	%	94	70-130	09/12/20 16:42	
Toluene-d8 (S)	%	101	70-130	09/12/20 16:42	

LABORATORY CONTROL SAMPLE: 3000062

Parameter	Units	Spike Conc.	LCS Result	LCS % Rec	% Rec Limits	Qualifiers
1,1,1,2-Tetrachloroethane	ug/L	50	54.4	109	60-140	
1,1,1-Trichloroethane	ug/L	50	49.4	99	60-140	
1,1,2,2-Tetrachloroethane	ug/L	50	54.3	109	60-140	
1,1,2-Trichloroethane	ug/L	50	53.5	107	60-140	
1,1-Dichloroethane	ug/L	50	47.7	95	60-140	
1,1-Dichloroethene	ug/L	50	50.6	101	60-140	
1,1-Dichloropropene	ug/L	50	50.8	102	60-140	
1,2,3-Trichlorobenzene	ug/L	50	59.0	118	60-140	
1,2,3-Trichloropropane	ug/L	50	53.7	107	60-140	
1,2,4-Trichlorobenzene	ug/L	50	58.8	118	60-140	
1,2,4-Trimethylbenzene	ug/L	50	53.8	108	60-140	
1,2-Dibromo-3-chloropropane	ug/L	50	55.6	111	60-140	
1,2-Dichlorobenzene	ug/L	50	54.5	109	60-140	
1,2-Dichloroethane	ug/L	50	41.7	83	60-140	
1,2-Dichloropropane	ug/L	50	55.0	110	60-140	
1,3,5-Trimethylbenzene	ug/L	50	53.7	107	60-140	
1,3-Dichlorobenzene	ug/L	50	55.0	110	60-140	
1,3-Dichloropropane	ug/L	50	56.4	113	60-140	

Results presented on this page are in the units indicated by the "Units" column except where an alternate unit is presented to the right of the result.

REPORT OF LABORATORY ANALYSIS

This report shall not be reproduced, except in full,
without the written consent of Pace Analytical Services, LLC.

Pace Analytical Services, LLC
9800 Kincey Ave. Suite 100
Huntersville, NC 28078
(704)875-9092

QUALITY CONTROL DATA

Project: Colonial Pipeline (9/11 GW)
Pace Project No.: 92495100

LABORATORY CONTROL SAMPLE: 3000062

Parameter	Units	Spike Conc.	LCS Result	LCS % Rec	% Rec Limits	Qualifiers
1,4-Dichlorobenzene	ug/L	50	54.3	109	60-140	
2,2-Dichloropropane	ug/L	50	48.0	96	60-140	
2-Chlorotoluene	ug/L	50	55.6	111	60-140	
4-Chlorotoluene	ug/L	50	53.2	106	60-140	
Benzene	ug/L	50	52.7	105	60-140	
Bromobenzene	ug/L	50	53.6	107	60-140	
Bromochloromethane	ug/L	50	51.2	102	60-140	
Bromodichloromethane	ug/L	50	48.4	97	60-140	
Bromoform	ug/L	50	52.8	106	60-140	
Bromomethane	ug/L	50	48.6	97	60-140	
Carbon tetrachloride	ug/L	50	53.6	107	60-140	
Chlorobenzene	ug/L	50	54.7	109	60-140	
Chloroethane	ug/L	50	35.9	72	60-140	
Chloroform	ug/L	50	45.1	90	60-140	
Chloromethane	ug/L	50	52.5	105	60-140	
cis-1,2-Dichloroethene	ug/L	50	47.3	95	60-140	
cis-1,3-Dichloropropene	ug/L	50	55.9	112	60-140	
Dibromochloromethane	ug/L	50	54.0	108	60-140	
Dibromomethane	ug/L	50	54.3	109	60-140	
Dichlorodifluoromethane	ug/L	50	53.8	108	60-140	
Diisopropyl ether	ug/L	50	48.0	96	60-140	
Ethylbenzene	ug/L	50	54.7	109	60-140	
Hexachloro-1,3-butadiene	ug/L	50	58.4	117	60-140	
Isopropylbenzene (Cumene)	ug/L	50	55.0	110	60-140	
m&p-Xylene	ug/L	100	107	107	60-140	
Methyl-tert-butyl ether	ug/L	50	47.6	95	60-140	
Methylene Chloride	ug/L	50	43.4	87	60-140	
n-Butylbenzene	ug/L	50	55.4	111	60-140	
n-Propylbenzene	ug/L	50	54.6	109	60-140	
Naphthalene	ug/L	50	61.1	122	60-140	
o-Xylene	ug/L	50	54.4	109	60-140	
sec-Butylbenzene	ug/L	50	55.5	111	60-140	
Styrene	ug/L	50	56.5	113	60-140	
tert-Butylbenzene	ug/L	50	46.1	92	60-140	
Tetrachloroethene	ug/L	50	57.7	115	60-140	
Toluene	ug/L	50	52.6	105	60-140	
trans-1,2-Dichloroethene	ug/L	50	48.7	97	60-140	
trans-1,3-Dichloropropene	ug/L	50	52.2	104	60-140	
Trichloroethene	ug/L	50	55.6	111	60-140	
Trichlorofluoromethane	ug/L	50	47.9	96	60-140	
Vinyl chloride	ug/L	50	54.1	108	60-140	
1,2-Dichloroethane-d4 (S)	%			83	70-130	
4-Bromofluorobenzene (S)	%			100	70-130	
Toluene-d8 (S)	%			100	70-130	

Results presented on this page are in the units indicated by the "Units" column except where an alternate unit is presented to the right of the result.

REPORT OF LABORATORY ANALYSIS

This report shall not be reproduced, except in full,
without the written consent of Pace Analytical Services, LLC.

Pace Analytical Services, LLC
9800 Kincey Ave. Suite 100
Huntersville, NC 28078
(704)875-9092

QUALITY CONTROL DATA

Project: Colonial Pipeline (9/11 GW)
Pace Project No.: 92495100

MATRIX SPIKE & MATRIX SPIKE DUPLICATE: 3000063 3000064

Parameter	Units	92495100001 Result	MS Spike Conc.	MSD Spike Conc.	MS Result	MSD Result	MS % Rec	MSD % Rec	% Rec Limits	RPD	Qual
1,1,1,2-Tetrachloroethane	ug/L	ND	20	20	23.3	22.5	116	112	60-140	4	
1,1,1-Trichloroethane	ug/L	ND	20	20	22.1	21.8	111	109	60-140	1	
1,1,2,2-Tetrachloroethane	ug/L	ND	20	20	21.7	21.7	109	109	60-140	0	
1,1,2-Trichloroethane	ug/L	ND	20	20	22.5	22.0	113	110	60-140	2	
1,1-Dichloroethane	ug/L	ND	20	20	21.7	20.8	108	104	60-140	4	
1,1-Dichloroethene	ug/L	ND	20	20	23.5	22.9	117	115	60-140	2	
1,1-Dichloropropene	ug/L	ND	20	20	22.8	21.8	114	109	60-140	4	
1,2,3-Trichlorobenzene	ug/L	ND	20	20	20.3	20.7	102	103	60-140	2	
1,2,3-Trichloropropane	ug/L	ND	20	20	21.0	21.5	105	108	60-140	2	
1,2,4-Trichlorobenzene	ug/L	ND	20	20	21.9	21.7	110	108	60-140	1	
1,2,4-Trimethylbenzene	ug/L	ND	20	20	22.5	21.9	113	110	60-140	3	
1,2-Dibromo-3-chloropropane	ug/L	ND	20	20	20.7	21.5	104	108	60-140	4	
1,2-Dichlorobenzene	ug/L	ND	20	20	22.1	21.4	110	107	60-140	3	
1,2-Dichloroethane	ug/L	ND	20	20	17.6	18.1	88	91	60-140	3	
1,2-Dichloropropane	ug/L	ND	20	20	23.8	22.8	119	114	60-140	4	
1,3,5-Trimethylbenzene	ug/L	ND	20	20	23.1	22.6	116	113	60-140	2	
1,3-Dichlorobenzene	ug/L	ND	20	20	22.3	22.0	112	110	60-140	2	
1,3-Dichloropropane	ug/L	ND	20	20	23.2	23.3	116	117	60-140	0	
1,4-Dichlorobenzene	ug/L	ND	20	20	22.3	21.7	112	108	60-140	3	
2,2-Dichloropropane	ug/L	ND	20	20	22.4	21.6	112	108	60-140	4	
2-Chlorotoluene	ug/L	ND	20	20	23.1	22.6	116	113	60-140	2	
4-Chlorotoluene	ug/L	ND	20	20	21.9	21.8	109	109	60-140	1	
Benzene	ug/L	ND	20	20	23.5	23.0	116	113	60-140	2	
Bromobenzene	ug/L	ND	20	20	22.7	22.4	113	112	60-140	1	
Bromochloromethane	ug/L	ND	20	20	21.9	21.9	110	109	60-140	0	
Bromodichloromethane	ug/L	ND	20	20	20.4	19.9	102	99	60-140	3	
Bromoform	ug/L	ND	20	20	21.0	20.9	105	104	60-140	1	
Bromomethane	ug/L	ND	20	20	25.6	27.0	128	135	60-140	5	
Carbon tetrachloride	ug/L	ND	20	20	24.4	23.6	122	118	60-140	3	
Chlorobenzene	ug/L	ND	20	20	23.3	22.6	117	113	60-140	3	
Chloroethane	ug/L	ND	20	20	21.3	19.7	106	99	60-140	8	
Chloroform	ug/L	ND	20	20	20.1	19.4	100	97	60-140	4	
Chloromethane	ug/L	ND	20	20	22.0	22.2	110	111	60-140	1	
cis-1,2-Dichloroethene	ug/L	ND	20	20	21.2	20.7	106	104	60-140	2	
cis-1,3-Dichloropropene	ug/L	ND	20	20	23.9	23.2	119	116	60-140	3	
Dibromochloromethane	ug/L	ND	20	20	22.6	22.2	113	111	60-140	2	
Dibromomethane	ug/L	ND	20	20	22.5	21.8	112	109	60-140	3	
Dichlorodifluoromethane	ug/L	ND	20	20	25.5	24.8	128	124	60-140	3	
Diisopropyl ether	ug/L	3.2	20	20	23.6	23.7	102	102	60-140	0	
Ethylbenzene	ug/L	ND	20	20	23.6	23.0	118	115	60-140	3	
Hexachloro-1,3-butadiene	ug/L	ND	20	20	24.6	19.7	123	98	60-140	22	
Isopropylbenzene (Cumene)	ug/L	ND	20	20	24.1	22.9	120	114	60-140	5	
m&p-Xylene	ug/L	ND	40	40	46.3	44.9	116	112	60-140	3	
Methyl-tert-butyl ether	ug/L	1.3	20	20	21.7	21.7	102	102	60-140	0	
Methylene Chloride	ug/L	ND	20	20	19.4	19.1	97	95	60-140	2	
n-Butylbenzene	ug/L	ND	20	20	23.3	21.7	116	109	60-140	7	

Results presented on this page are in the units indicated by the "Units" column except where an alternate unit is presented to the right of the result.

REPORT OF LABORATORY ANALYSIS

This report shall not be reproduced, except in full,
without the written consent of Pace Analytical Services, LLC.

Pace Analytical Services, LLC
9800 Kincey Ave. Suite 100
Huntersville, NC 28078
(704)875-9092

QUALITY CONTROL DATA

Project: Colonial Pipeline (9/11 GW)
Pace Project No.: 92495100

MATRIX SPIKE & MATRIX SPIKE DUPLICATE: 3000063 3000064

Parameter	Units	92495100001 Result	MS Spike Conc.	MSD Spike Conc.	MS Result	MSD Result	MS % Rec	MSD % Rec	% Rec Limits	RPD	Qual
n-Propylbenzene	ug/L	ND	20	20	23.7	23.1	119	115	60-140	3	
Naphthalene	ug/L	ND	20	20	20.0	21.0	100	105	60-140	5	
o-Xylene	ug/L	ND	20	20	23.1	22.5	115	113	60-140	2	
sec-Butylbenzene	ug/L	ND	20	20	24.3	23.0	121	115	60-140	5	
Styrene	ug/L	ND	20	20	23.1	22.4	115	112	60-140	3	
tert-Butylbenzene	ug/L	ND	20	20	20.1	19.5	101	97	60-140	3	
Tetrachloroethene	ug/L	ND	20	20	25.0	24.1	125	120	60-140	4	
Toluene	ug/L	ND	20	20	23.7	22.8	119	114	60-140	4	
trans-1,2-Dichloroethene	ug/L	ND	20	20	22.6	21.9	113	109	60-140	4	
trans-1,3-Dichloropropene	ug/L	ND	20	20	21.6	21.7	108	108	60-140	0	
Trichloroethene	ug/L	ND	20	20	25.0	23.7	125	119	60-140	5	
Trichlorofluoromethane	ug/L	ND	20	20	26.5	25.1	131	124	60-140	5	
Vinyl chloride	ug/L	ND	20	20	24.5	24.3	123	122	60-140	1	
1,2-Dichloroethane-d4 (S)	%						90	90	70-130		
4-Bromofluorobenzene (S)	%						98	96	70-130		
Toluene-d8 (S)	%						99	100	70-130		

Results presented on this page are in the units indicated by the "Units" column except where an alternate unit is presented to the right of the result.

REPORT OF LABORATORY ANALYSIS

This report shall not be reproduced, except in full,
without the written consent of Pace Analytical Services, LLC.

Pace Analytical Services, LLC
9800 Kincey Ave. Suite 100
Huntersville, NC 28078
(704)875-9092

QUALITY CONTROL DATA

Project: Colonial Pipeline (9/11 GW)
Pace Project No.: 92495100

QC Batch: 566090
QC Batch Method: EPA 504.1
Analysis Method: EPA 504.1
Analysis Description: GCS 504 EDB DBCP
Laboratory: Pace Analytical Services - Charlotte
Associated Lab Samples: 92495100001

METHOD BLANK: 3000244 Matrix: Water
Associated Lab Samples: 92495100001

Parameter	Units	Blank Result	Reporting Limit	Analyzed	Qualifiers
1,2-Dibromoethane (EDB)	ug/L	ND	0.020	09/14/20 12:27	
1-Chloro-2-bromopropane (S)	%	103	70-130	09/14/20 12:27	

LABORATORY CONTROL SAMPLE & LCSD: 3000245 3000246

Parameter	Units	Spike Conc.	LCS Result	LCSD Result	LCS % Rec	LCSD % Rec	% Rec Limits	RPD	Max RPD	Qualifiers
1,2-Dibromoethane (EDB)	ug/L	0.25	0.28	0.28	112	113	70-130	1	20	
1-Chloro-2-bromopropane (S)	%				108	109	70-130			

MATRIX SPIKE & MATRIX SPIKE DUPLICATE: 3000248 3000249

Parameter	Units	92495103001 Result	MS Spike Conc.	MSD Spike Conc.	MS Result	MSD Result	MS % Rec	MSD % Rec	% Rec Limits	RPD	Qual
1,2-Dibromoethane (EDB)	ug/L	ND	0.26	0.26	0.31	0.31	122	121	65-135	1	
1-Chloro-2-bromopropane (S)	%						117	118	70-130		

SAMPLE DUPLICATE: 3000247

Parameter	Units	92495100001 Result	Dup Result	RPD	Qualifiers
1,2-Dibromoethane (EDB)	ug/L	ND	ND		
1-Chloro-2-bromopropane (S)	%	108	110		

Results presented on this page are in the units indicated by the "Units" column except where an alternate unit is presented to the right of the result.

REPORT OF LABORATORY ANALYSIS

This report shall not be reproduced, except in full,
without the written consent of Pace Analytical Services, LLC.

Pace Analytical Services, LLC
9800 Kincey Ave. Suite 100
Huntersville, NC 28078
(704)875-9092

QUALIFIERS

Project: Colonial Pipeline (9/11 GW)
Pace Project No.: 92495100

DEFINITIONS

DF - Dilution Factor, if reported, represents the factor applied to the reported data due to dilution of the sample aliquot.

ND - Not Detected at or above adjusted reporting limit.

TNTC - Too Numerous To Count

J - Estimated concentration above the adjusted method detection limit and below the adjusted reporting limit.

MDL - Adjusted Method Detection Limit.

PQL - Practical Quantitation Limit.

RL - Reporting Limit - The lowest concentration value that meets project requirements for quantitative data with known precision and bias for a specific analyte in a specific matrix.

S - Surrogate

1,2-Diphenylhydrazine decomposes to and cannot be separated from Azobenzene using Method 8270. The result for each analyte is a combined concentration.

Consistent with EPA guidelines, unrounded data are displayed and have been used to calculate % recovery and RPD values.

LCS(D) - Laboratory Control Sample (Duplicate)

MS(D) - Matrix Spike (Duplicate)

DUP - Sample Duplicate

RPD - Relative Percent Difference

NC - Not Calculable.

SG - Silica Gel - Clean-Up

U - Indicates the compound was analyzed for, but not detected.

Acid preservation may not be appropriate for 2 Chloroethylvinyl ether.

A separate vial preserved to a pH of 4-5 is recommended in SW846 Chapter 4 for the analysis of Acrolein and Acrylonitrile by EPA Method 8260.

N-Nitrosodiphenylamine decomposes and cannot be separated from Diphenylamine using Method 8270. The result reported for each analyte is a combined concentration.

Pace Analytical is TNI accredited. Contact your Pace PM for the current list of accredited analytes.

TNI - The NELAC Institute.

This report shall not be reproduced, except in full,
without the written consent of Pace Analytical Services, LLC.

Pace Analytical Services, LLC
9800 Kincey Ave. Suite 100
Huntersville, NC 28078
(704)875-9092

QUALITY CONTROL DATA CROSS REFERENCE TABLE

Project: Colonial Pipeline (9/11 GW)
Pace Project No.: 92495100

Lab ID	Sample ID	QC Batch Method	QC Batch	Analytical Method	Analytical Batch
92495100001	**MW-40**	EPA 504.1	566090	EPA 504.1	566170
92495100001	**MW-40**	MADEPV	1541991	MADEP VPH	1541991
92495100001	**MW-40**	EPA 3010A	566001	EPA 6010D	566017
92495100001	**MW-40**	SM 6200B	566039		
92495103004	**Trip Blank-05**	SM 6200B	566039		

This report shall not be reproduced, except in full,
without the written consent of Pace Analytical Services, LLC.

Pace Analytical	Document Name: Sample Condition Upon Receipt(SCUR)	Document Revised: February 7, 2018 Page 1 of 2
	Document No.: F-CAR-CS-033-Rev.06	Issuing Authority: Pace Carolinas Quality Office

Laboratory receiving samples:
Asheville ☐ Eden ☐ Greenwood ☐ Huntersville ☒ Raleigh ☐ Mechanicsville ☐

Sample Condition Upon Receipt

Client Name: AECOM

Project #: WO# : 92495100

92495100

Courier: ☐ Commercial ☐ Fed Ex ☐ Pace ☐ UPS ☐ USPS ☐ Other:____ ☒ Client

Custody Seal Present? ☐ Yes ☒ No Seals Intact? ☐ Yes ☒ No

Date/Initials Person Examining Contents: [illegible]

Packing Material: ☐ Bubble Wrap ☒ Bubble Bags ☐ None ☐ Other

Biological Tissue Frozen? ☐ Yes ☐ No ☒ N/A

Thermometer: ☐ IR Gun ID: 92T061 Type of Ice: ☒ Wet ☐ Blue ☐ None

Cooler Temp (°C): 1.7 Correction Factor: Add/Subtract (°C) 0.0

Cooler Temp Corrected (°C): 1.7

Temp should be above freezing to 6°C
☒ Samples out of temp criteria. Samples on ice, cooling process has begun

USDA Regulated Soil (☒ N/A, water sample)
Did samples originate in a quarantine zone within the United States: CA, NY, or SC (check maps)? ☐ Yes ☐ No

Did samples originate from a foreign source (Internationally, including Hawaii and Puerto Rico)? ☐ Yes ☐ No

		Comments/Discrepancy:
Chain of Custody Present?	☒ Yes ☐ No ☐ N/A	1.
Samples Arrived within Hold Time?	☒ Yes ☐ No ☐ N/A	2.
Short Hold Time Analysis (<72 hr.)?	☐ Yes ☒ No ☐ N/A	3.
Rush Turn Around Time Requested?	☒ Yes ☐ No ☐ N/A	4.
Sufficient Volume?	☒ Yes ☐ No ☐ N/A	5.
Correct Containers Used?	☒ Yes ☐ No ☐ N/A	6.
-Pace Containers Used?	☒ Yes ☐ No ☐ N/A	
Containers Intact?	☒ Yes ☐ No ☐ N/A	7.
Dissolved analysis: Samples Field Filtered?	☐ Yes ☒ No ☐ N/A	8.
Sample Labels Match COC?	☒ Yes ☐ No ☐ N/A	9.
-Includes Date/Time/ID/Analysis Matrix: WT		
Headspace in VOA Vials (>5-6mm)?	☐ Yes ☐ No ☒ N/A	10.
Trip Blank Present?	☐ Yes ☐ No ☒ N/A	11.
Trip Blank Custody Seals Present?	☐ Yes ☐ No ☒ N/A	

Field Data Required? ☐ Yes ☐ No

COMMENTS/SAMPLE DISCREPANCY

Lot ID of split containers:

CLIENT NOTIFICATION/RESOLUTION

Person contacted: _____ Date/Time: _____

Project Manager SCURF Review: NMG Date: 9/11/20

Project Manager SRF Review: NMG Date: 9/11/20

***Check mark top half of box if pH and/or dechlorination is verified and within the acceptance range for preservation samples.**

Exceptions: VOA, Coliform, TOC, Oil and Grease, DRO/8015 (water) DOC, LLHg

****Bottom half of box is to list number of bottle**

Project # **WO#: 92495100**

PM: NMG Due Date: 09/14/20

CLIENT: 92-AECOM CHA

Item#	BP4U-125 mL Plastic Unpreserved (N/A) (Cl-)	BP3U-250 mL Plastic Unpreserved (N/A)	BP2U-500 mL Plastic Unpreserved (N/A)	BP1U-1 liter Plastic Unpreserved (N/A)	BP4S-125 mL Plastic H2SO4 (pH < 2) (Cl-)	BP3N-250 mL plastic HNO3 (pH < 2)	BP4Z-125 mL Plastic ZN Acetate & NaOH (>9)	BP4C-125 mL Plastic NaOH (pH > 12) (Cl-)	WGFU-Wide-mouthed Glass jar Unpreserved	AG1U-1 liter Amber Unpreserved (N/A) (Cl-)	AG1H-1 liter Amber HCl (pH < 2)	AG3U-250 mL Amber Unpreserved (N/A) (Cl-)	AG1S-1 liter Amber H2SO4 (pH < 2)	AG3S-250 mL Amber H2SO4 (pH < 2)	AG3A(DG3A)-250 mL Amber NH4Cl (N/A)(Cl-)	DG9H-40 mL VOA HCl (N/A)	VG9T-40 mL VOA Na2S2O3 (N/A)	VG9U-40 mL VOA Unp (N/A)	DG9P-40 mL VOA H3PO4 (N/A)	VOAK (6 vials per kit)-5035 kit (N/A)	V/GK (3 vials per kit)-VPH/Gas kit (N/A)	SP5T-125 mL Sterile Plastic (N/A – lab)	SP2T-250 mL Sterile Plastic (N/A – lab)		BP3A-250 mL Plastic (NH2)2SO4 (9.3-9.7)	AG0U-100 mL Amber Unpreserved vials (N/A)	VSGU-20 mL Scintillation vials (N/A)	DG9U-40 mL Amber Unpreserved vials (N/A)
1						V										1	3											
2																												
3																												
4																												
5																												
6																												
7																												
8																												
9																												
10																												
11																												
12																												

pH Adjustment Log for Preserved Samples

Sample ID	Type of Preservative	pH upon receipt	Date preservation adjusted	Time preservation adjusted	Amount of Preservative added	Lot #

Note: Whenever there is a discrepancy affecting North Carolina compliance samples, a copy of this form will be sent to the North Carolina DEHNR Certification Office (i.e. Out of hold, incorrect preservative, out of temp, incorrect containers.

Pace Analytical
WWW.PACELABS.COM

CHAIN-OF-CUSTODY / Analytical Request Document

The Chain-of-Custody is a LEGAL DOCUMENT. All relevant fields must be completed accurately.

Page : 1 Of 1

Section A Required Client Information:		Section B Required Project Information:		Section C Invoice Information:	
Company:	AECOM, Charlotte	Report To:	Wreschnig, Andrew	Attention:	
Address:	6000 Fairview Road	Copy To:		Company Name:	
Suite 200, Charlotte, NC 28210				Address:	
Email:	andrew.wreschnig@aecom.com	Purchase Order #:		Pace Quote:	
Phone:	(980)221-7831 Fax	Project Name:	Colonial Pipeline	Pace Project Manager:	nicole.gasiorowski@pacelabs.com,
Requested Due Date:	2wk TAT	Project #:		Pace Profile #:	12518

Regulatory Agency	
State / Location	NC

ITEM #	SAMPLE ID (One Character per box. (A-Z, 0-9 / , -) Sample Ids must be unique)	MATRIX CODE (see valid codes to left)	SAMPLE TYPE (G=GRAB C=COMP)	COLLECTED START DATE	COLLECTED START TIME	COLLECTED END DATE	COLLECTED END TIME	SAMPLE TEMP AT COLLECTION	# OF CONTAINERS	Preservatives: Unpreserved	H2SO4	HNO3	HCl	NaOH	Na2S2O3	Methanol	Other	Requested Analysis Filtered (Y/N) Y/N	Analyses Test: 6200	VPH	6010 Lead	504.1 EDB	Trip BLANK	Residual Chlorine (Y/N)	8243 S/00
1	MW-40	W	G			9/11/20	1255	19	11			X	X				X		X	X	X	X			001
2	Trip Blank-05	W	G			9/11/20			2				X						X				X		
3																									
4																									
5																									
6																									
7																									
8																									
9																									
10																									
11																									
12																									

ADDITIONAL COMMENTS	RELINQUISHED BY / AFFILIATION	DATE	TIME	ACCEPTED BY / AFFILIATION	DATE	TIME	SAMPLE CONDITIONS: TEMP in C	Received on Ice (Y/N)	Custody Sealed Cooler (Y/N)	Samples Intact (Y/N)
Separate Reports	[signature] / AECOM	9/11	1525	[signature] PACE HIL	9/11/20	1525	13.7	Y	N	Y

SAMPLER NAME AND SIGNATURE

PRINT Name of SAMPLER: Randy Morgan

SIGNATURE of SAMPLER: Randy Morgan

DATE Signed: 9-11-2020

Pace Analytical Services, LLC
9800 Kincey Ave. Suite 100
Huntersville, NC 28078
(704)875-9092

September 14, 2020

Andrew Wreschnig
AECOM
6000 Fairview Road
Suite 200
Charlotte, NC 28210

RE: Project: Colonial Pipeline (9/11 GW)
Pace Project No.: 92495103

Dear Andrew Wreschnig:

Enclosed are the analytical results for sample(s) received by the laboratory on September 11, 2020. The results relate only to the samples included in this report. Results reported herein conform to the applicable TNI/NELAC Standards and the laboratory's Quality Manual, where applicable, unless otherwise noted in the body of the report.

The test results provided in this final report were generated by each of the following laboratories within the Pace Network:

- Pace National - Mt. Juliet
- Pace Analytical Services - Asheville
- Pace Analytical Services - Charlotte

If you have any questions concerning this report, please feel free to contact me.

Sincerely,

Nicole Gasiorowski
nicole.gasiorowski@pacelabs.com
(704)875-9092
Project Manager

Enclosures

cc: Jeff Morrison, Colonial Pipeline Company

This report shall not be reproduced, except in full,
without the written consent of Pace Analytical Services, LLC.

Pace Analytical Services, LLC
9800 Kincey Ave. Suite 100
Huntersville, NC 28078
(704)875-9092

CERTIFICATIONS

Project: Colonial Pipeline (9/11 GW)
Pace Project No.: 92495103

Pace Analytical Services National

12065 Lebanon Road, Mt. Juliet, TN 37122
Alabama Certification #: 40660
Alaska Certification 17-026
Arizona Certification #: AZ0612
Arkansas Certification #: 88-0469
California Certification #: 2932
Canada Certification #: 1461.01
Colorado Certification #: TN00003
Connecticut Certification #: PH-0197
DOD Certification: #1461.01
EPA# TN00003
Florida Certification #: E87487
Georgia DW Certification #: 923
Georgia Certification: NELAP
Idaho Certification #: TN00003
Illinois Certification #: 200008
Indiana Certification #: C-TN-01
Iowa Certification #: 364
Kansas Certification #: E-10277
Kentucky UST Certification #: 16
Kentucky Certification #: 90010
Louisiana Certification #: AI30792
Louisiana DW Certification #: LA180010
Maine Certification #: TN0002
Maryland Certification #: 324
Massachusetts Certification #: M-TN003
Michigan Certification #: 9958
Minnesota Certification #: 047-999-395
Mississippi Certification #: TN00003
Missouri Certification #: 340
Montana Certification #: CERT0086
Nebraska Certification #: NE-OS-15-05
Nevada Certification #: TN-03-2002-34
New Hampshire Certification #: 2975
New Jersey Certification #: TN002
New Mexico DW Certification
New York Certification #: 11742
North Carolina Aquatic Toxicity Certification #: 41
North Carolina Drinking Water Certification #: 21704
North Carolina Environmental Certificate #: 375
North Dakota Certification #: R-140
Ohio VAP Certification #: CL0069
Oklahoma Certification #: 9915
Oregon Certification #: TN200002
Pennsylvania Certification #: 68-02979
Rhode Island Certification #: LAO00356
South Carolina Certification #: 84004
South Dakota Certification
Tennessee DW/Chem/Micro Certification #: 2006
Texas Certification #: T 104704245-17-14
Texas Mold Certification #: LAB0152
USDA Soil Permit #: P330-15-00234
Utah Certification #: TN00003
Virginia Certification #: VT2006
Vermont Dept. of Health: ID# VT-2006
Virginia Certification #: 460132
Washington Certification #: C847
West Virginia Certification #: 233
Wisconsin Certification #: 9980939910
Wyoming UST Certification #: via A2LA 2926.01
A2LA-ISO 17025 Certification #: 1461.01
A2LA-ISO 17025 Certification #: 1461.02
AIHA-LAP/LLC EMLAP Certification #:100789

Pace Analytical Services Charlotte

9800 Kincey Ave. Ste 100, Huntersville, NC 28078
Louisiana/NELAP Certification # LA170028
North Carolina Drinking Water Certification #: 37706
North Carolina Field Services Certification #: 5342
North Carolina Wastewater Certification #: 12
South Carolina Certification #: 99006001
Florida/NELAP Certification #: E87627
Kentucky UST Certification #: 84
Virginia/VELAP Certification #: 460221

Pace Analytical Services Asheville

2225 Riverside Drive, Asheville, NC 28804
Florida/NELAP Certification #: E87648
Massachusetts Certification #: M-NC030
North Carolina Drinking Water Certification #: 37712
North Carolina Wastewater Certification #: 40
South Carolina Certification #: 99030001
Virginia/VELAP Certification #: 460222

REPORT OF LABORATORY ANALYSIS

This report shall not be reproduced, except in full,
without the written consent of Pace Analytical Services, LLC.

Pace Analytical Services, LLC
9800 Kincey Ave. Suite 100
Huntersville, NC 28078
(704)875-9092

SAMPLE ANALYTE COUNT

Project: Colonial Pipeline (9/11 GW)
Pace Project No.: 92495103

Lab ID	Sample ID	Method	Analysts	Analytes Reported	Laboratory
92495103001	**MW-25**	EPA 504.1	JMS1	2	PASI-C
		MADEP VPH	BMB	6	PAN
		EPA 6010D	DS	1	PASI-A
		SM 6200B	NSCQ	62	PASI-C
92495103002	**MW-41**	EPA 504.1	JMS1	2	PASI-C
		MADEP VPH	BMB	6	PAN
		EPA 6010D	DS	1	PASI-A
		SM 6200B	NSCQ	62	PASI-C
92495103003	**MW-30**	EPA 504.1	JMS1	2	PASI-C
		MADEP VPH	BMB	6	PAN
		EPA 6010D	DS	1	PASI-A
		SM 6200B	NSCQ	62	PASI-C
92495103004	**Trip Blank-05**	SM 6200B	NSCQ	62	PASI-C

PAN = Pace National - Mt. Juliet
PASI-A = Pace Analytical Services - Asheville
PASI-C = Pace Analytical Services - Charlotte

This report shall not be reproduced, except in full,
without the written consent of Pace Analytical Services, LLC.

Pace Analytical Services, LLC
9800 Kincey Ave. Suite 100
Huntersville, NC 28078
(704)875-9092

ANALYTICAL RESULTS

Project: Colonial Pipeline (9/11 GW)
Pace Project No.: 92495103

Sample: MW-25 **Lab ID: 92495103001** Collected: 09/11/20 09:20 Received: 09/11/20 15:23 Matrix: Water

Parameters	Results	Units	Report Limit	DF	Prepared	Analyzed	CAS No.	Qual
504 GCS EDB and DBCP	Analytical Method: EPA 504.1 Preparation Method: EPA 504.1 Pace Analytical Services - Charlotte							
1,2-Dibromoethane (EDB)	ND	ug/L	0.020	1	09/14/20 08:13	09/14/20 13:26	106-93-4	
Surrogates								
1-Chloro-2-bromopropane (S)	111	%	70-130	1	09/14/20 08:13	09/14/20 13:26	301-79-56	
MADEPV	Analytical Method: MADEP VPH Preparation Method: MADEPV Pace National - Mt. Juliet							
Aliphatic (C05-C08)	ND	ug/L	100	1	09/12/20 17:53	09/12/20 17:53		
Aliphatic (C09-C12)	ND	ug/L	100	1	09/12/20 17:53	09/12/20 17:53		
Aromatic (C09-C10),Unadjusted	ND	ug/L	100	1	09/12/20 17:53	09/12/20 17:53	TPHC9C10A	
Total VPH	ND	ug/L	100	1	09/12/20 17:53	09/12/20 17:53	VPH	
Surrogates								
2,5-Dibromotoluene (FID)	95.4	%	70.0-130	1	09/12/20 17:53	09/12/20 17:53	615-59-8FID	
2,5-Dibromotoluene (PID)	88.7	%	70.0-130	1	09/12/20 17:53	09/12/20 17:53	615-59-8PID	
6010 MET ICP	Analytical Method: EPA 6010D Preparation Method: EPA 3010A Pace Analytical Services - Asheville							
Lead	ND	ug/L	10.0	2	09/12/20 01:48	09/13/20 19:10	7439-92-1	D3
6200B MSV	Analytical Method: SM 6200B Pace Analytical Services - Charlotte							
Benzene	ND	ug/L	0.50	1		09/12/20 12:27	71-43-2	
Bromobenzene	ND	ug/L	0.50	1		09/12/20 12:27	108-86-1	
Bromochloromethane	ND	ug/L	0.50	1		09/12/20 12:27	74-97-5	
Bromodichloromethane	ND	ug/L	0.50	1		09/12/20 12:27	75-27-4	
Bromoform	ND	ug/L	0.50	1		09/12/20 12:27	75-25-2	
Bromomethane	ND	ug/L	5.0	1		09/12/20 12:27	74-83-9	
n-Butylbenzene	ND	ug/L	0.50	1		09/12/20 12:27	104-51-8	
sec-Butylbenzene	ND	ug/L	0.50	1		09/12/20 12:27	135-98-8	
tert-Butylbenzene	ND	ug/L	0.50	1		09/12/20 12:27	98-06-6	
Carbon tetrachloride	ND	ug/L	0.50	1		09/12/20 12:27	56-23-5	
Chlorobenzene	ND	ug/L	0.50	1		09/12/20 12:27	108-90-7	
Chloroethane	ND	ug/L	1.0	1		09/12/20 12:27	75-00-3	
Chloroform	ND	ug/L	0.50	1		09/12/20 12:27	67-66-3	
Chloromethane	ND	ug/L	1.0	1		09/12/20 12:27	74-87-3	
2-Chlorotoluene	ND	ug/L	0.50	1		09/12/20 12:27	95-49-8	
4-Chlorotoluene	ND	ug/L	0.50	1		09/12/20 12:27	106-43-4	
1,2-Dibromo-3-chloropropane	ND	ug/L	1.0	1		09/12/20 12:27	96-12-8	
Dibromochloromethane	ND	ug/L	0.50	1		09/12/20 12:27	124-48-1	
Dibromomethane	ND	ug/L	0.50	1		09/12/20 12:27	74-95-3	
1,2-Dichlorobenzene	ND	ug/L	0.50	1		09/12/20 12:27	95-50-1	
1,3-Dichlorobenzene	ND	ug/L	0.50	1		09/12/20 12:27	541-73-1	
1,4-Dichlorobenzene	ND	ug/L	0.50	1		09/12/20 12:27	106-46-7	
Dichlorodifluoromethane	ND	ug/L	0.50	1		09/12/20 12:27	75-71-8	
1,1-Dichloroethane	ND	ug/L	0.50	1		09/12/20 12:27	75-34-3	
1,2-Dichloroethane	ND	ug/L	0.50	1		09/12/20 12:27	107-06-2	
1,1-Dichloroethene	ND	ug/L	0.50	1		09/12/20 12:27	75-35-4	

REPORT OF LABORATORY ANALYSIS

This report shall not be reproduced, except in full,
without the written consent of Pace Analytical Services, LLC.

Pace Analytical Services, LLC
9800 Kincey Ave. Suite 100
Huntersville, NC 28078
(704)875-9092

ANALYTICAL RESULTS

Project: Colonial Pipeline (9/11 GW)
Pace Project No.: 92495103

Sample: MW-25 **Lab ID: 92495103001** Collected: 09/11/20 09:20 Received: 09/11/20 15:23 Matrix: Water

Parameters	Results	Units	Report Limit	DF	Prepared	Analyzed	CAS No.	Qual
6200B MSV	Analytical Method: SM 6200B Pace Analytical Services - Charlotte							
cis-1,2-Dichloroethene	ND	ug/L	0.50	1		09/12/20 12:27	156-59-2	
trans-1,2-Dichloroethene	ND	ug/L	0.50	1		09/12/20 12:27	156-60-5	
1,2-Dichloropropane	ND	ug/L	0.50	1		09/12/20 12:27	78-87-5	
1,3-Dichloropropane	ND	ug/L	0.50	1		09/12/20 12:27	142-28-9	
2,2-Dichloropropane	ND	ug/L	0.50	1		09/12/20 12:27	594-20-7	
1,1-Dichloropropene	ND	ug/L	0.50	1		09/12/20 12:27	563-58-6	
cis-1,3-Dichloropropene	ND	ug/L	0.50	1		09/12/20 12:27	10061-01-5	
trans-1,3-Dichloropropene	ND	ug/L	0.50	1		09/12/20 12:27	10061-02-6	
Diisopropyl ether	ND	ug/L	0.50	1		09/12/20 12:27	108-20-3	
Ethylbenzene	ND	ug/L	0.50	1		09/12/20 12:27	100-41-4	
Hexachloro-1,3-butadiene	ND	ug/L	2.0	1		09/12/20 12:27	87-68-3	
Isopropylbenzene (Cumene)	ND	ug/L	0.50	1		09/12/20 12:27	98-82-8	
Methylene Chloride	ND	ug/L	2.0	1		09/12/20 12:27	75-09-2	
Methyl-tert-butyl ether	ND	ug/L	0.50	1		09/12/20 12:27	1634-04-4	
Naphthalene	ND	ug/L	2.0	1		09/12/20 12:27	91-20-3	
n-Propylbenzene	ND	ug/L	0.50	1		09/12/20 12:27	103-65-1	
Styrene	ND	ug/L	0.50	1		09/12/20 12:27	100-42-5	
1,1,1,2-Tetrachloroethane	ND	ug/L	0.50	1		09/12/20 12:27	630-20-6	
1,1,2,2-Tetrachloroethane	ND	ug/L	0.50	1		09/12/20 12:27	79-34-5	
Tetrachloroethene	ND	ug/L	0.50	1		09/12/20 12:27	127-18-4	
Toluene	ND	ug/L	0.50	1		09/12/20 12:27	108-88-3	
1,2,3-Trichlorobenzene	ND	ug/L	2.0	1		09/12/20 12:27	87-61-6	
1,2,4-Trichlorobenzene	ND	ug/L	2.0	1		09/12/20 12:27	120-82-1	
1,1,1-Trichloroethane	ND	ug/L	0.50	1		09/12/20 12:27	71-55-6	
1,1,2-Trichloroethane	ND	ug/L	0.50	1		09/12/20 12:27	79-00-5	
Trichloroethene	ND	ug/L	0.50	1		09/12/20 12:27	79-01-6	
Trichlorofluoromethane	ND	ug/L	1.0	1		09/12/20 12:27	75-69-4	
1,2,3-Trichloropropane	ND	ug/L	0.50	1		09/12/20 12:27	96-18-4	
1,2,4-Trimethylbenzene	ND	ug/L	0.50	1		09/12/20 12:27	95-63-6	
1,3,5-Trimethylbenzene	ND	ug/L	0.50	1		09/12/20 12:27	108-67-8	
Vinyl chloride	ND	ug/L	1.0	1		09/12/20 12:27	75-01-4	
m&p-Xylene	ND	ug/L	1.0	1		09/12/20 12:27	179601-23-1	
o-Xylene	ND	ug/L	0.50	1		09/12/20 12:27	95-47-6	
Surrogates								
1,2-Dichloroethane-d4 (S)	89	%	70-130	1		09/12/20 12:27	17060-07-0	
4-Bromofluorobenzene (S)	94	%	70-130	1		09/12/20 12:27	460-00-4	
Toluene-d8 (S)	99	%	70-130	1		09/12/20 12:27	2037-26-5	

REPORT OF LABORATORY ANALYSIS

This report shall not be reproduced, except in full,
without the written consent of Pace Analytical Services, LLC.

Pace Analytical Services, LLC
9800 Kincey Ave. Suite 100
Huntersville, NC 28078
(704)875-9092

ANALYTICAL RESULTS

Project: Colonial Pipeline (9/11 GW)
Pace Project No.: 92495103

Sample: MW-41 **Lab ID: 92495103002** Collected: 09/11/20 10:20 Received: 09/11/20 15:23 Matrix: Water

Parameters	Results	Units	Report Limit	DF	Prepared	Analyzed	CAS No.	Qual
504 GCS EDB and DBCP	Analytical Method: EPA 504.1 Preparation Method: EPA 504.1 Pace Analytical Services - Charlotte							
1,2-Dibromoethane (EDB)	ND	ug/L	0.020	1	09/14/20 08:13	09/14/20 14:02	106-93-4	
Surrogates								
1-Chloro-2-bromopropane (S)	103	%	70-130	1	09/14/20 08:13	09/14/20 14:02	301-79-56	
MADEPV	Analytical Method: MADEP VPH Preparation Method: MADEPV Pace National - Mt. Juliet							
Aliphatic (C05-C08)	ND	ug/L	100	1	09/12/20 18:26	09/12/20 18:26		
Aliphatic (C09-C12)	ND	ug/L	100	1	09/12/20 18:26	09/12/20 18:26		
Aromatic (C09-C10),Unadjusted	ND	ug/L	100	1	09/12/20 18:26	09/12/20 18:26	TPHC9C10A	
Total VPH	ND	ug/L	100	1	09/12/20 18:26	09/12/20 18:26	VPH	
Surrogates								
2,5-Dibromotoluene (FID)	97.2	%	70.0-130	1	09/12/20 18:26	09/12/20 18:26	615-59-8FID	
2,5-Dibromotoluene (PID)	90.7	%	70.0-130	1	09/12/20 18:26	09/12/20 18:26	615-59-8PID	
6010 MET ICP	Analytical Method: EPA 6010D Preparation Method: EPA 3010A Pace Analytical Services - Asheville							
Lead	ND	ug/L	10.0	2	09/12/20 01:48	09/13/20 19:13	7439-92-1	D3
6200B MSV	Analytical Method: SM 6200B Pace Analytical Services - Charlotte							
Benzene	ND	ug/L	0.50	1		09/12/20 12:45	71-43-2	
Bromobenzene	ND	ug/L	0.50	1		09/12/20 12:45	108-86-1	
Bromochloromethane	ND	ug/L	0.50	1		09/12/20 12:45	74-97-5	
Bromodichloromethane	ND	ug/L	0.50	1		09/12/20 12:45	75-27-4	
Bromoform	ND	ug/L	0.50	1		09/12/20 12:45	75-25-2	
Bromomethane	ND	ug/L	5.0	1		09/12/20 12:45	74-83-9	
n-Butylbenzene	ND	ug/L	0.50	1		09/12/20 12:45	104-51-8	
sec-Butylbenzene	ND	ug/L	0.50	1		09/12/20 12:45	135-98-8	
tert-Butylbenzene	ND	ug/L	0.50	1		09/12/20 12:45	98-06-6	
Carbon tetrachloride	ND	ug/L	0.50	1		09/12/20 12:45	56-23-5	
Chlorobenzene	ND	ug/L	0.50	1		09/12/20 12:45	108-90-7	
Chloroethane	ND	ug/L	1.0	1		09/12/20 12:45	75-00-3	
Chloroform	ND	ug/L	0.50	1		09/12/20 12:45	67-66-3	
Chloromethane	ND	ug/L	1.0	1		09/12/20 12:45	74-87-3	
2-Chlorotoluene	ND	ug/L	0.50	1		09/12/20 12:45	95-49-8	
4-Chlorotoluene	ND	ug/L	0.50	1		09/12/20 12:45	106-43-4	
1,2-Dibromo-3-chloropropane	ND	ug/L	1.0	1		09/12/20 12:45	96-12-8	
Dibromochloromethane	ND	ug/L	0.50	1		09/12/20 12:45	124-48-1	
Dibromomethane	ND	ug/L	0.50	1		09/12/20 12:45	74-95-3	
1,2-Dichlorobenzene	ND	ug/L	0.50	1		09/12/20 12:45	95-50-1	
1,3-Dichlorobenzene	ND	ug/L	0.50	1		09/12/20 12:45	541-73-1	
1,4-Dichlorobenzene	ND	ug/L	0.50	1		09/12/20 12:45	106-46-7	
Dichlorodifluoromethane	ND	ug/L	0.50	1		09/12/20 12:45	75-71-8	
1,1-Dichloroethane	ND	ug/L	0.50	1		09/12/20 12:45	75-34-3	
1,2-Dichloroethane	ND	ug/L	0.50	1		09/12/20 12:45	107-06-2	
1,1-Dichloroethene	ND	ug/L	0.50	1		09/12/20 12:45	75-35-4	

REPORT OF LABORATORY ANALYSIS

This report shall not be reproduced, except in full,
without the written consent of Pace Analytical Services, LLC.

Pace Analytical Services, LLC
9800 Kincey Ave. Suite 100
Huntersville, NC 28078
(704)875-9092

ANALYTICAL RESULTS

Project: Colonial Pipeline (9/11 GW)
Pace Project No.: 92495103

Sample: MW-41 **Lab ID: 92495103002** Collected: 09/11/20 10:20 Received: 09/11/20 15:23 Matrix: Water

Parameters	Results	Units	Report Limit	DF	Prepared	Analyzed	CAS No.	Qual
6200B MSV	Analytical Method: SM 6200B Pace Analytical Services - Charlotte							
cis-1,2-Dichloroethene	ND	ug/L	0.50	1		09/12/20 12:45	156-59-2	
trans-1,2-Dichloroethene	ND	ug/L	0.50	1		09/12/20 12:45	156-60-5	
1,2-Dichloropropane	ND	ug/L	0.50	1		09/12/20 12:45	78-87-5	
1,3-Dichloropropane	ND	ug/L	0.50	1		09/12/20 12:45	142-28-9	
2,2-Dichloropropane	ND	ug/L	0.50	1		09/12/20 12:45	594-20-7	
1,1-Dichloropropene	ND	ug/L	0.50	1		09/12/20 12:45	563-58-6	
cis-1,3-Dichloropropene	ND	ug/L	0.50	1		09/12/20 12:45	10061-01-5	
trans-1,3-Dichloropropene	ND	ug/L	0.50	1		09/12/20 12:45	10061-02-6	
Diisopropyl ether	**0.72**	ug/L	0.50	1		09/12/20 12:45	108-20-3	
Ethylbenzene	ND	ug/L	0.50	1		09/12/20 12:45	100-41-4	
Hexachloro-1,3-butadiene	ND	ug/L	2.0	1		09/12/20 12:45	87-68-3	
Isopropylbenzene (Cumene)	ND	ug/L	0.50	1		09/12/20 12:45	98-82-8	
Methylene Chloride	ND	ug/L	2.0	1		09/12/20 12:45	75-09-2	
Methyl-tert-butyl ether	ND	ug/L	0.50	1		09/12/20 12:45	1634-04-4	
Naphthalene	ND	ug/L	2.0	1		09/12/20 12:45	91-20-3	
n-Propylbenzene	ND	ug/L	0.50	1		09/12/20 12:45	103-65-1	
Styrene	ND	ug/L	0.50	1		09/12/20 12:45	100-42-5	
1,1,1,2-Tetrachloroethane	ND	ug/L	0.50	1		09/12/20 12:45	630-20-6	
1,1,2,2-Tetrachloroethane	ND	ug/L	0.50	1		09/12/20 12:45	79-34-5	
Tetrachloroethene	ND	ug/L	0.50	1		09/12/20 12:45	127-18-4	
Toluene	ND	ug/L	0.50	1		09/12/20 12:45	108-88-3	
1,2,3-Trichlorobenzene	ND	ug/L	2.0	1		09/12/20 12:45	87-61-6	
1,2,4-Trichlorobenzene	ND	ug/L	2.0	1		09/12/20 12:45	120-82-1	
1,1,1-Trichloroethane	ND	ug/L	0.50	1		09/12/20 12:45	71-55-6	
1,1,2-Trichloroethane	ND	ug/L	0.50	1		09/12/20 12:45	79-00-5	
Trichloroethene	ND	ug/L	0.50	1		09/12/20 12:45	79-01-6	
Trichlorofluoromethane	ND	ug/L	1.0	1		09/12/20 12:45	75-69-4	
1,2,3-Trichloropropane	ND	ug/L	0.50	1		09/12/20 12:45	96-18-4	
1,2,4-Trimethylbenzene	ND	ug/L	0.50	1		09/12/20 12:45	95-63-6	
1,3,5-Trimethylbenzene	ND	ug/L	0.50	1		09/12/20 12:45	108-67-8	
Vinyl chloride	ND	ug/L	1.0	1		09/12/20 12:45	75-01-4	
m&p-Xylene	ND	ug/L	1.0	1		09/12/20 12:45	179601-23-1	
o-Xylene	ND	ug/L	0.50	1		09/12/20 12:45	95-47-6	
Surrogates								
1,2-Dichloroethane-d4 (S)	89	%	70-130	1		09/12/20 12:45	17060-07-0	
4-Bromofluorobenzene (S)	95	%	70-130	1		09/12/20 12:45	460-00-4	
Toluene-d8 (S)	101	%	70-130	1		09/12/20 12:45	2037-26-5	

REPORT OF LABORATORY ANALYSIS

This report shall not be reproduced, except in full,
without the written consent of Pace Analytical Services, LLC.

Pace Analytical Services, LLC
9800 Kincey Ave. Suite 100
Huntersville, NC 28078
(704)875-9092

ANALYTICAL RESULTS

Project: Colonial Pipeline (9/11 GW)
Pace Project No.: 92495103

Sample: MW-30 **Lab ID: 92495103003** Collected: 09/11/20 11:20 Received: 09/11/20 15:23 Matrix: Water

Parameters	Results	Units	Report Limit	DF	Prepared	Analyzed	CAS No.	Qual
504 GCS EDB and DBCP	Analytical Method: EPA 504.1 Preparation Method: EPA 504.1 Pace Analytical Services - Charlotte							
1,2-Dibromoethane (EDB)	ND	ug/L	0.020	1	09/14/20 08:13	09/14/20 14:14	106-93-4	
Surrogates								
1-Chloro-2-bromopropane (S)	105	%	70-130	1	09/14/20 08:13	09/14/20 14:14	301-79-56	
MADEPV	Analytical Method: MADEP VPH Preparation Method: MADEPV Pace National - Mt. Juliet							
Aliphatic (C05-C08)	ND	ug/L	100	1	09/12/20 19:00	09/12/20 19:00		
Aliphatic (C09-C12)	ND	ug/L	100	1	09/12/20 19:00	09/12/20 19:00		
Aromatic (C09-C10),Unadjusted	ND	ug/L	100	1	09/12/20 19:00	09/12/20 19:00	TPHC9C10A	
Total VPH	ND	ug/L	100	1	09/12/20 19:00	09/12/20 19:00	VPH	
Surrogates								
2,5-Dibromotoluene (FID)	94.5	%	70.0-130	1	09/12/20 19:00	09/12/20 19:00	615-59-8FID	
2,5-Dibromotoluene (PID)	86.0	%	70.0-130	1	09/12/20 19:00	09/12/20 19:00	615-59-8PID	
6010 MET ICP	Analytical Method: EPA 6010D Preparation Method: EPA 3010A Pace Analytical Services - Asheville							
Lead	ND	ug/L	5.0	1	09/12/20 01:48	09/12/20 17:16	7439-92-1	
6200B MSV	Analytical Method: SM 6200B Pace Analytical Services - Charlotte							
Benzene	ND	ug/L	0.50	1		09/12/20 13:03	71-43-2	
Bromobenzene	ND	ug/L	0.50	1		09/12/20 13:03	108-86-1	
Bromochloromethane	ND	ug/L	0.50	1		09/12/20 13:03	74-97-5	
Bromodichloromethane	ND	ug/L	0.50	1		09/12/20 13:03	75-27-4	
Bromoform	ND	ug/L	0.50	1		09/12/20 13:03	75-25-2	
Bromomethane	ND	ug/L	5.0	1		09/12/20 13:03	74-83-9	
n-Butylbenzene	ND	ug/L	0.50	1		09/12/20 13:03	104-51-8	
sec-Butylbenzene	ND	ug/L	0.50	1		09/12/20 13:03	135-98-8	
tert-Butylbenzene	ND	ug/L	0.50	1		09/12/20 13:03	98-06-6	
Carbon tetrachloride	ND	ug/L	0.50	1		09/12/20 13:03	56-23-5	
Chlorobenzene	ND	ug/L	0.50	1		09/12/20 13:03	108-90-7	
Chloroethane	ND	ug/L	1.0	1		09/12/20 13:03	75-00-3	
Chloroform	ND	ug/L	0.50	1		09/12/20 13:03	67-66-3	
Chloromethane	ND	ug/L	1.0	1		09/12/20 13:03	74-87-3	
2-Chlorotoluene	ND	ug/L	0.50	1		09/12/20 13:03	95-49-8	
4-Chlorotoluene	ND	ug/L	0.50	1		09/12/20 13:03	106-43-4	
1,2-Dibromo-3-chloropropane	ND	ug/L	1.0	1		09/12/20 13:03	96-12-8	
Dibromochloromethane	ND	ug/L	0.50	1		09/12/20 13:03	124-48-1	
Dibromomethane	ND	ug/L	0.50	1		09/12/20 13:03	74-95-3	
1,2-Dichlorobenzene	ND	ug/L	0.50	1		09/12/20 13:03	95-50-1	
1,3-Dichlorobenzene	ND	ug/L	0.50	1		09/12/20 13:03	541-73-1	
1,4-Dichlorobenzene	ND	ug/L	0.50	1		09/12/20 13:03	106-46-7	
Dichlorodifluoromethane	ND	ug/L	0.50	1		09/12/20 13:03	75-71-8	
1,1-Dichloroethane	ND	ug/L	0.50	1		09/12/20 13:03	75-34-3	
1,2-Dichloroethane	ND	ug/L	0.50	1		09/12/20 13:03	107-06-2	
1,1-Dichloroethene	ND	ug/L	0.50	1		09/12/20 13:03	75-35-4	

REPORT OF LABORATORY ANALYSIS

This report shall not be reproduced, except in full,
without the written consent of Pace Analytical Services, LLC.

Pace Analytical Services, LLC
9800 Kincey Ave. Suite 100
Huntersville, NC 28078
(704)875-9092

ANALYTICAL RESULTS

Project: Colonial Pipeline (9/11 GW)
Pace Project No.: 92495103

Sample: MW-30 **Lab ID: 92495103003** Collected: 09/11/20 11:20 Received: 09/11/20 15:23 Matrix: Water

Parameters	Results	Units	Report Limit	DF	Prepared	Analyzed	CAS No.	Qual
6200B MSV	Analytical Method: SM 6200B Pace Analytical Services - Charlotte							
cis-1,2-Dichloroethene	ND	ug/L	0.50	1		09/12/20 13:03	156-59-2	
trans-1,2-Dichloroethene	ND	ug/L	0.50	1		09/12/20 13:03	156-60-5	
1,2-Dichloropropane	ND	ug/L	0.50	1		09/12/20 13:03	78-87-5	
1,3-Dichloropropane	ND	ug/L	0.50	1		09/12/20 13:03	142-28-9	
2,2-Dichloropropane	ND	ug/L	0.50	1		09/12/20 13:03	594-20-7	
1,1-Dichloropropene	ND	ug/L	0.50	1		09/12/20 13:03	563-58-6	
cis-1,3-Dichloropropene	ND	ug/L	0.50	1		09/12/20 13:03	10061-01-5	
trans-1,3-Dichloropropene	ND	ug/L	0.50	1		09/12/20 13:03	10061-02-6	
Diisopropyl ether	ND	ug/L	0.50	1		09/12/20 13:03	108-20-3	
Ethylbenzene	ND	ug/L	0.50	1		09/12/20 13:03	100-41-4	
Hexachloro-1,3-butadiene	ND	ug/L	2.0	1		09/12/20 13:03	87-68-3	
Isopropylbenzene (Cumene)	ND	ug/L	0.50	1		09/12/20 13:03	98-82-8	
Methylene Chloride	ND	ug/L	2.0	1		09/12/20 13:03	75-09-2	
Methyl-tert-butyl ether	ND	ug/L	0.50	1		09/12/20 13:03	1634-04-4	
Naphthalene	ND	ug/L	2.0	1		09/12/20 13:03	91-20-3	
n-Propylbenzene	ND	ug/L	0.50	1		09/12/20 13:03	103-65-1	
Styrene	ND	ug/L	0.50	1		09/12/20 13:03	100-42-5	
1,1,1,2-Tetrachloroethane	ND	ug/L	0.50	1		09/12/20 13:03	630-20-6	
1,1,2,2-Tetrachloroethane	ND	ug/L	0.50	1		09/12/20 13:03	79-34-5	
Tetrachloroethene	ND	ug/L	0.50	1		09/12/20 13:03	127-18-4	
Toluene	ND	ug/L	0.50	1		09/12/20 13:03	108-88-3	
1,2,3-Trichlorobenzene	ND	ug/L	2.0	1		09/12/20 13:03	87-61-6	
1,2,4-Trichlorobenzene	ND	ug/L	2.0	1		09/12/20 13:03	120-82-1	
1,1,1-Trichloroethane	ND	ug/L	0.50	1		09/12/20 13:03	71-55-6	
1,1,2-Trichloroethane	ND	ug/L	0.50	1		09/12/20 13:03	79-00-5	
Trichloroethene	ND	ug/L	0.50	1		09/12/20 13:03	79-01-6	
Trichlorofluoromethane	ND	ug/L	1.0	1		09/12/20 13:03	75-69-4	
1,2,3-Trichloropropane	ND	ug/L	0.50	1		09/12/20 13:03	96-18-4	
1,2,4-Trimethylbenzene	ND	ug/L	0.50	1		09/12/20 13:03	95-63-6	
1,3,5-Trimethylbenzene	ND	ug/L	0.50	1		09/12/20 13:03	108-67-8	
Vinyl chloride	ND	ug/L	1.0	1		09/12/20 13:03	75-01-4	
m&p-Xylene	ND	ug/L	1.0	1		09/12/20 13:03	179601-23-1	
o-Xylene	ND	ug/L	0.50	1		09/12/20 13:03	95-47-6	
Surrogates								
1,2-Dichloroethane-d4 (S)	89	%	70-130	1		09/12/20 13:03	17060-07-0	
4-Bromofluorobenzene (S)	95	%	70-130	1		09/12/20 13:03	460-00-4	
Toluene-d8 (S)	101	%	70-130	1		09/12/20 13:03	2037-26-5	

REPORT OF LABORATORY ANALYSIS

This report shall not be reproduced, except in full,
without the written consent of Pace Analytical Services, LLC.

Pace Analytical Services, LLC
9800 Kincey Ave. Suite 100
Huntersville, NC 28078
(704)875-9092

ANALYTICAL RESULTS

Project: Colonial Pipeline (9/11 GW)
Pace Project No.: 92495103

Sample: Trip Blank-05 **Lab ID: 92495103004** Collected: 09/11/20 00:00 Received: 09/11/20 15:23 Matrix: Water

Parameters	Results	Units	Report Limit	DF	Prepared	Analyzed	CAS No.	Qual
6200B MSV	Analytical Method: SM 6200B Pace Analytical Services - Charlotte							
Benzene	ND	ug/L	0.50	1		09/12/20 17:19	71-43-2	
Bromobenzene	ND	ug/L	0.50	1		09/12/20 17:19	108-86-1	
Bromochloromethane	ND	ug/L	0.50	1		09/12/20 17:19	74-97-5	
Bromodichloromethane	ND	ug/L	0.50	1		09/12/20 17:19	75-27-4	
Bromoform	ND	ug/L	0.50	1		09/12/20 17:19	75-25-2	
Bromomethane	ND	ug/L	5.0	1		09/12/20 17:19	74-83-9	
n-Butylbenzene	ND	ug/L	0.50	1		09/12/20 17:19	104-51-8	
sec-Butylbenzene	ND	ug/L	0.50	1		09/12/20 17:19	135-98-8	
tert-Butylbenzene	ND	ug/L	0.50	1		09/12/20 17:19	98-06-6	
Carbon tetrachloride	ND	ug/L	0.50	1		09/12/20 17:19	56-23-5	
Chlorobenzene	ND	ug/L	0.50	1		09/12/20 17:19	108-90-7	
Chloroethane	ND	ug/L	1.0	1		09/12/20 17:19	75-00-3	
Chloroform	ND	ug/L	0.50	1		09/12/20 17:19	67-66-3	
Chloromethane	ND	ug/L	1.0	1		09/12/20 17:19	74-87-3	
2-Chlorotoluene	ND	ug/L	0.50	1		09/12/20 17:19	95-49-8	
4-Chlorotoluene	ND	ug/L	0.50	1		09/12/20 17:19	106-43-4	
1,2-Dibromo-3-chloropropane	ND	ug/L	1.0	1		09/12/20 17:19	96-12-8	
Dibromochloromethane	ND	ug/L	0.50	1		09/12/20 17:19	124-48-1	
Dibromomethane	ND	ug/L	0.50	1		09/12/20 17:19	74-95-3	
1,2-Dichlorobenzene	ND	ug/L	0.50	1		09/12/20 17:19	95-50-1	
1,3-Dichlorobenzene	ND	ug/L	0.50	1		09/12/20 17:19	541-73-1	
1,4-Dichlorobenzene	ND	ug/L	0.50	1		09/12/20 17:19	106-46-7	
Dichlorodifluoromethane	ND	ug/L	0.50	1		09/12/20 17:19	75-71-8	
1,1-Dichloroethane	ND	ug/L	0.50	1		09/12/20 17:19	75-34-3	
1,2-Dichloroethane	ND	ug/L	0.50	1		09/12/20 17:19	107-06-2	
1,1-Dichloroethene	ND	ug/L	0.50	1		09/12/20 17:19	75-35-4	
cis-1,2-Dichloroethene	ND	ug/L	0.50	1		09/12/20 17:19	156-59-2	
trans-1,2-Dichloroethene	ND	ug/L	0.50	1		09/12/20 17:19	156-60-5	
1,2-Dichloropropane	ND	ug/L	0.50	1		09/12/20 17:19	78-87-5	
1,3-Dichloropropane	ND	ug/L	0.50	1		09/12/20 17:19	142-28-9	
2,2-Dichloropropane	ND	ug/L	0.50	1		09/12/20 17:19	594-20-7	
1,1-Dichloropropene	ND	ug/L	0.50	1		09/12/20 17:19	563-58-6	
cis-1,3-Dichloropropene	ND	ug/L	0.50	1		09/12/20 17:19	10061-01-5	
trans-1,3-Dichloropropene	ND	ug/L	0.50	1		09/12/20 17:19	10061-02-6	
Diisopropyl ether	ND	ug/L	0.50	1		09/12/20 17:19	108-20-3	
Ethylbenzene	ND	ug/L	0.50	1		09/12/20 17:19	100-41-4	
Hexachloro-1,3-butadiene	ND	ug/L	2.0	1		09/12/20 17:19	87-68-3	
Isopropylbenzene (Cumene)	ND	ug/L	0.50	1		09/12/20 17:19	98-82-8	
Methylene Chloride	ND	ug/L	2.0	1		09/12/20 17:19	75-09-2	
Methyl-tert-butyl ether	ND	ug/L	0.50	1		09/12/20 17:19	1634-04-4	
Naphthalene	ND	ug/L	2.0	1		09/12/20 17:19	91-20-3	
n-Propylbenzene	ND	ug/L	0.50	1		09/12/20 17:19	103-65-1	
Styrene	ND	ug/L	0.50	1		09/12/20 17:19	100-42-5	
1,1,1,2-Tetrachloroethane	ND	ug/L	0.50	1		09/12/20 17:19	630-20-6	
1,1,2,2-Tetrachloroethane	ND	ug/L	0.50	1		09/12/20 17:19	79-34-5	
Tetrachloroethene	ND	ug/L	0.50	1		09/12/20 17:19	127-18-4	

REPORT OF LABORATORY ANALYSIS

This report shall not be reproduced, except in full,
without the written consent of Pace Analytical Services, LLC.

Pace Analytical Services, LLC
9800 Kincey Ave. Suite 100
Huntersville, NC 28078
(704)875-9092

ANALYTICAL RESULTS

Project: Colonial Pipeline (9/11 GW)
Pace Project No.: 92495103

Sample: Trip Blank-05 **Lab ID: 92495103004** Collected: 09/11/20 00:00 Received: 09/11/20 15:23 Matrix: Water

Parameters	Results	Units	Report Limit	DF	Prepared	Analyzed	CAS No.	Qual
6200B MSV	Analytical Method: SM 6200B Pace Analytical Services - Charlotte							
Toluene	ND	ug/L	0.50	1		09/12/20 17:19	108-88-3	
1,2,3-Trichlorobenzene	ND	ug/L	2.0	1		09/12/20 17:19	87-61-6	
1,2,4-Trichlorobenzene	ND	ug/L	2.0	1		09/12/20 17:19	120-82-1	
1,1,1-Trichloroethane	ND	ug/L	0.50	1		09/12/20 17:19	71-55-6	
1,1,2-Trichloroethane	ND	ug/L	0.50	1		09/12/20 17:19	79-00-5	
Trichloroethene	ND	ug/L	0.50	1		09/12/20 17:19	79-01-6	
Trichlorofluoromethane	ND	ug/L	1.0	1		09/12/20 17:19	75-69-4	
1,2,3-Trichloropropane	ND	ug/L	0.50	1		09/12/20 17:19	96-18-4	
1,2,4-Trimethylbenzene	ND	ug/L	0.50	1		09/12/20 17:19	95-63-6	
1,3,5-Trimethylbenzene	ND	ug/L	0.50	1		09/12/20 17:19	108-67-8	
Vinyl chloride	ND	ug/L	1.0	1		09/12/20 17:19	75-01-4	
m&p-Xylene	ND	ug/L	1.0	1		09/12/20 17:19	179601-23-1	
o-Xylene	ND	ug/L	0.50	1		09/12/20 17:19	95-47-6	
Surrogates								
1,2-Dichloroethane-d4 (S)	88	%	70-130	1		09/12/20 17:19	17060-07-0	
4-Bromofluorobenzene (S)	93	%	70-130	1		09/12/20 17:19	460-00-4	
Toluene-d8 (S)	99	%	70-130	1		09/12/20 17:19	2037-26-5	

REPORT OF LABORATORY ANALYSIS

This report shall not be reproduced, except in full,
without the written consent of Pace Analytical Services, LLC.

Pace Analytical Services, LLC
9800 Kincey Ave. Suite 100
Huntersville, NC 28078
(704)875-9092

QUALITY CONTROL DATA

Project: Colonial Pipeline (9/11 GW)
Pace Project No.: 92495103

QC Batch: 1541991
QC Batch Method: MADEPV
Analysis Method: MADEP VPH
Analysis Description: MADEPV
Laboratory: Pace National - Mt. Juliet
Associated Lab Samples: 92495103001, 92495103002, 92495103003

METHOD BLANK: R3569753-1 Matrix: Water
Associated Lab Samples: 92495103001, 92495103002, 92495103003

Parameter	Units	Blank Result	Reporting Limit	Analyzed	Qualifiers
Aliphatic (C05-C08)	ug/L	ND	100	09/12/20 13:27	
Aliphatic (C09-C12)	ug/L	ND	100	09/12/20 13:27	
Aromatic (C09-C10),Unadjusted	ug/L	ND	100	09/12/20 13:27	
Total VPH	ug/L	ND	100	09/12/20 13:27	
2,5-Dibromotoluene (FID)	%	92.8	70.0-130	09/12/20 13:27	
2,5-Dibromotoluene (PID)	%	90	70.0-130	09/12/20 13:27	

LABORATORY CONTROL SAMPLE & LCSD: R3569753-2 R3569753-3

Parameter	Units	Spike Conc.	LCS Result	LCSD Result	LCS % Rec	LCSD % Rec	% Rec Limits	RPD	Max RPD	Qualifiers
Aliphatic (C05-C08)	ug/L	1200	1120	1090	93.3	90.8	70.0-130	2.71	25	
Aliphatic (C09-C12)	ug/L	1400	1190	1200	85.0	85.7	70.0-130	0.837	25	
Aromatic (C09-C10),Unadjusted	ug/L	200	155	150	77.5	75.0	70.0-130	3.28	25	
Total VPH	ug/L	2800	2470	2440	88.2	87.1	70.0-130	1.22	25	
2,5-Dibromotoluene (FID)	%				96.9	97.5	70.0-130			
2,5-Dibromotoluene (PID)	%				93.5	90.3	70.0-130			

Results presented on this page are in the units indicated by the "Units" column except where an alternate unit is presented to the right of the result.

REPORT OF LABORATORY ANALYSIS

This report shall not be reproduced, except in full,
without the written consent of Pace Analytical Services, LLC.

Pace Analytical Services, LLC
9800 Kincey Ave. Suite 100
Huntersville, NC 28078
(704)875-9092

QUALITY CONTROL DATA

Project: Colonial Pipeline (9/11 GW)
Pace Project No.: 92495103

QC Batch: 566001
QC Batch Method: EPA 3010A
Analysis Method: EPA 6010D
Analysis Description: 6010 MET
Laboratory: Pace Analytical Services - Asheville
Associated Lab Samples: 92495103001, 92495103002, 92495103003

METHOD BLANK: 2999937 Matrix: Water
Associated Lab Samples: 92495103001, 92495103002, 92495103003

Parameter	Units	Blank Result	Reporting Limit	Analyzed	Qualifiers
Lead	ug/L	ND	5.0	09/12/20 16:12	

LABORATORY CONTROL SAMPLE: 2999938

Parameter	Units	Spike Conc.	LCS Result	LCS % Rec	% Rec Limits	Qualifiers
Lead	ug/L	500	455	91	80-120	

MATRIX SPIKE & MATRIX SPIKE DUPLICATE: 2999939 2999940

Parameter	Units	92495051001 Result	MS Spike Conc.	MSD Spike Conc.	MS Result	MSD Result	MS % Rec	MSD % Rec	% Rec Limits	RPD	Qual
Lead	ug/L	ND	500	500	473	467	95	93	75-125	1	

Results presented on this page are in the units indicated by the "Units" column except where an alternate unit is presented to the right of the result.

REPORT OF LABORATORY ANALYSIS

This report shall not be reproduced, except in full,
without the written consent of Pace Analytical Services, LLC.

Pace Analytical Services, LLC
9800 Kincey Ave. Suite 100
Huntersville, NC 28078
(704)875-9092

QUALITY CONTROL DATA

Project: Colonial Pipeline (9/11 GW)
Pace Project No.: 92495103

QC Batch: 566039
QC Batch Method: SM 6200B
Analysis Method: SM 6200B
Analysis Description: 6200B MSV
Laboratory: Pace Analytical Services - Charlotte
Associated Lab Samples: 92495103001, 92495103002, 92495103003, 92495103004

METHOD BLANK: 3000061 Matrix: Water
Associated Lab Samples: 92495103001, 92495103002, 92495103003, 92495103004

Parameter	Units	Blank Result	Reporting Limit	Analyzed	Qualifiers
1,1,1,2-Tetrachloroethane	ug/L	ND	0.50	09/12/20 16:42	
1,1,1-Trichloroethane	ug/L	ND	0.50	09/12/20 16:42	
1,1,2,2-Tetrachloroethane	ug/L	ND	0.50	09/12/20 16:42	
1,1,2-Trichloroethane	ug/L	ND	0.50	09/12/20 16:42	
1,1-Dichloroethane	ug/L	ND	0.50	09/12/20 16:42	
1,1-Dichloroethene	ug/L	ND	0.50	09/12/20 16:42	
1,1-Dichloropropene	ug/L	ND	0.50	09/12/20 16:42	
1,2,3-Trichlorobenzene	ug/L	ND	2.0	09/12/20 16:42	
1,2,3-Trichloropropane	ug/L	ND	0.50	09/12/20 16:42	
1,2,4-Trichlorobenzene	ug/L	ND	2.0	09/12/20 16:42	
1,2,4-Trimethylbenzene	ug/L	ND	0.50	09/12/20 16:42	
1,2-Dibromo-3-chloropropane	ug/L	ND	1.0	09/12/20 16:42	
1,2-Dichlorobenzene	ug/L	ND	0.50	09/12/20 16:42	
1,2-Dichloroethane	ug/L	ND	0.50	09/12/20 16:42	
1,2-Dichloropropane	ug/L	ND	0.50	09/12/20 16:42	
1,3,5-Trimethylbenzene	ug/L	ND	0.50	09/12/20 16:42	
1,3-Dichlorobenzene	ug/L	ND	0.50	09/12/20 16:42	
1,3-Dichloropropane	ug/L	ND	0.50	09/12/20 16:42	
1,4-Dichlorobenzene	ug/L	ND	0.50	09/12/20 16:42	
2,2-Dichloropropane	ug/L	ND	0.50	09/12/20 16:42	
2-Chlorotoluene	ug/L	ND	0.50	09/12/20 16:42	
4-Chlorotoluene	ug/L	ND	0.50	09/12/20 16:42	
Benzene	ug/L	ND	0.50	09/12/20 16:42	
Bromobenzene	ug/L	ND	0.50	09/12/20 16:42	
Bromochloromethane	ug/L	ND	0.50	09/12/20 16:42	
Bromodichloromethane	ug/L	ND	0.50	09/12/20 16:42	
Bromoform	ug/L	ND	0.50	09/12/20 16:42	
Bromomethane	ug/L	ND	5.0	09/12/20 16:42	
Carbon tetrachloride	ug/L	ND	0.50	09/12/20 16:42	
Chlorobenzene	ug/L	ND	0.50	09/12/20 16:42	
Chloroethane	ug/L	ND	1.0	09/12/20 16:42	
Chloroform	ug/L	ND	0.50	09/12/20 16:42	
Chloromethane	ug/L	ND	1.0	09/12/20 16:42	
cis-1,2-Dichloroethene	ug/L	ND	0.50	09/12/20 16:42	
cis-1,3-Dichloropropene	ug/L	ND	0.50	09/12/20 16:42	
Dibromochloromethane	ug/L	ND	0.50	09/12/20 16:42	
Dibromomethane	ug/L	ND	0.50	09/12/20 16:42	
Dichlorodifluoromethane	ug/L	ND	0.50	09/12/20 16:42	
Diisopropyl ether	ug/L	ND	0.50	09/12/20 16:42	
Ethylbenzene	ug/L	ND	0.50	09/12/20 16:42	

Results presented on this page are in the units indicated by the "Units" column except where an alternate unit is presented to the right of the result.

REPORT OF LABORATORY ANALYSIS

This report shall not be reproduced, except in full,
without the written consent of Pace Analytical Services, LLC.

Pace Analytical Services, LLC
9800 Kincey Ave. Suite 100
Huntersville, NC 28078
(704)875-9092

QUALITY CONTROL DATA

Project: Colonial Pipeline (9/11 GW)
Pace Project No.: 92495103

METHOD BLANK: 3000061 Matrix: Water
Associated Lab Samples: 92495103001, 92495103002, 92495103003, 92495103004

Parameter	Units	Blank Result	Reporting Limit	Analyzed	Qualifiers
Hexachloro-1,3-butadiene	ug/L	ND	2.0	09/12/20 16:42	
Isopropylbenzene (Cumene)	ug/L	ND	0.50	09/12/20 16:42	
m&p-Xylene	ug/L	ND	1.0	09/12/20 16:42	
Methyl-tert-butyl ether	ug/L	ND	0.50	09/12/20 16:42	
Methylene Chloride	ug/L	ND	2.0	09/12/20 16:42	
n-Butylbenzene	ug/L	ND	0.50	09/12/20 16:42	
n-Propylbenzene	ug/L	ND	0.50	09/12/20 16:42	
Naphthalene	ug/L	ND	2.0	09/12/20 16:42	
o-Xylene	ug/L	ND	0.50	09/12/20 16:42	
sec-Butylbenzene	ug/L	ND	0.50	09/12/20 16:42	
Styrene	ug/L	ND	0.50	09/12/20 16:42	
tert-Butylbenzene	ug/L	ND	0.50	09/12/20 16:42	
Tetrachloroethene	ug/L	ND	0.50	09/12/20 16:42	
Toluene	ug/L	ND	0.50	09/12/20 16:42	
trans-1,2-Dichloroethene	ug/L	ND	0.50	09/12/20 16:42	
trans-1,3-Dichloropropene	ug/L	ND	0.50	09/12/20 16:42	
Trichloroethene	ug/L	ND	0.50	09/12/20 16:42	
Trichlorofluoromethane	ug/L	ND	1.0	09/12/20 16:42	
Vinyl chloride	ug/L	ND	1.0	09/12/20 16:42	
1,2-Dichloroethane-d4 (S)	%	91	70-130	09/12/20 16:42	
4-Bromofluorobenzene (S)	%	94	70-130	09/12/20 16:42	
Toluene-d8 (S)	%	101	70-130	09/12/20 16:42	

LABORATORY CONTROL SAMPLE: 3000062

Parameter	Units	Spike Conc.	LCS Result	LCS % Rec	% Rec Limits	Qualifiers
1,1,1,2-Tetrachloroethane	ug/L	50	54.4	109	60-140	
1,1,1-Trichloroethane	ug/L	50	49.4	99	60-140	
1,1,2,2-Tetrachloroethane	ug/L	50	54.3	109	60-140	
1,1,2-Trichloroethane	ug/L	50	53.5	107	60-140	
1,1-Dichloroethane	ug/L	50	47.7	95	60-140	
1,1-Dichloroethene	ug/L	50	50.6	101	60-140	
1,1-Dichloropropene	ug/L	50	50.8	102	60-140	
1,2,3-Trichlorobenzene	ug/L	50	59.0	118	60-140	
1,2,3-Trichloropropane	ug/L	50	53.7	107	60-140	
1,2,4-Trichlorobenzene	ug/L	50	58.8	118	60-140	
1,2,4-Trimethylbenzene	ug/L	50	53.8	108	60-140	
1,2-Dibromo-3-chloropropane	ug/L	50	55.6	111	60-140	
1,2-Dichlorobenzene	ug/L	50	54.5	109	60-140	
1,2-Dichloroethane	ug/L	50	41.7	83	60-140	
1,2-Dichloropropane	ug/L	50	55.0	110	60-140	
1,3,5-Trimethylbenzene	ug/L	50	53.7	107	60-140	
1,3-Dichlorobenzene	ug/L	50	55.0	110	60-140	
1,3-Dichloropropane	ug/L	50	56.4	113	60-140	

Results presented on this page are in the units indicated by the "Units" column except where an alternate unit is presented to the right of the result.

REPORT OF LABORATORY ANALYSIS

This report shall not be reproduced, except in full,
without the written consent of Pace Analytical Services, LLC.

Pace Analytical Services, LLC
9800 Kincey Ave. Suite 100
Huntersville, NC 28078
(704)875-9092

QUALITY CONTROL DATA

Project: Colonial Pipeline (9/11 GW)
Pace Project No.: 92495103

LABORATORY CONTROL SAMPLE: 3000062

Parameter	Units	Spike Conc.	LCS Result	LCS % Rec	% Rec Limits	Qualifiers
1,4-Dichlorobenzene	ug/L	50	54.3	109	60-140	
2,2-Dichloropropane	ug/L	50	48.0	96	60-140	
2-Chlorotoluene	ug/L	50	55.6	111	60-140	
4-Chlorotoluene	ug/L	50	53.2	106	60-140	
Benzene	ug/L	50	52.7	105	60-140	
Bromobenzene	ug/L	50	53.6	107	60-140	
Bromochloromethane	ug/L	50	51.2	102	60-140	
Bromodichloromethane	ug/L	50	48.4	97	60-140	
Bromoform	ug/L	50	52.8	106	60-140	
Bromomethane	ug/L	50	48.6	97	60-140	
Carbon tetrachloride	ug/L	50	53.6	107	60-140	
Chlorobenzene	ug/L	50	54.7	109	60-140	
Chloroethane	ug/L	50	35.9	72	60-140	
Chloroform	ug/L	50	45.1	90	60-140	
Chloromethane	ug/L	50	52.5	105	60-140	
cis-1,2-Dichloroethene	ug/L	50	47.3	95	60-140	
cis-1,3-Dichloropropene	ug/L	50	55.9	112	60-140	
Dibromochloromethane	ug/L	50	54.0	108	60-140	
Dibromomethane	ug/L	50	54.3	109	60-140	
Dichlorodifluoromethane	ug/L	50	53.8	108	60-140	
Diisopropyl ether	ug/L	50	48.0	96	60-140	
Ethylbenzene	ug/L	50	54.7	109	60-140	
Hexachloro-1,3-butadiene	ug/L	50	58.4	117	60-140	
Isopropylbenzene (Cumene)	ug/L	50	55.0	110	60-140	
m&p-Xylene	ug/L	100	107	107	60-140	
Methyl-tert-butyl ether	ug/L	50	47.6	95	60-140	
Methylene Chloride	ug/L	50	43.4	87	60-140	
n-Butylbenzene	ug/L	50	55.4	111	60-140	
n-Propylbenzene	ug/L	50	54.6	109	60-140	
Naphthalene	ug/L	50	61.1	122	60-140	
o-Xylene	ug/L	50	54.4	109	60-140	
sec-Butylbenzene	ug/L	50	55.5	111	60-140	
Styrene	ug/L	50	56.5	113	60-140	
tert-Butylbenzene	ug/L	50	46.1	92	60-140	
Tetrachloroethene	ug/L	50	57.7	115	60-140	
Toluene	ug/L	50	52.6	105	60-140	
trans-1,2-Dichloroethene	ug/L	50	48.7	97	60-140	
trans-1,3-Dichloropropene	ug/L	50	52.2	104	60-140	
Trichloroethene	ug/L	50	55.6	111	60-140	
Trichlorofluoromethane	ug/L	50	47.9	96	60-140	
Vinyl chloride	ug/L	50	54.1	108	60-140	
1,2-Dichloroethane-d4 (S)	%			83	70-130	
4-Bromofluorobenzene (S)	%			100	70-130	
Toluene-d8 (S)	%			100	70-130	

Results presented on this page are in the units indicated by the "Units" column except where an alternate unit is presented to the right of the result.

REPORT OF LABORATORY ANALYSIS

This report shall not be reproduced, except in full,
without the written consent of Pace Analytical Services, LLC.

Pace Analytical Services, LLC
9800 Kincey Ave. Suite 100
Huntersville, NC 28078
(704)875-9092

QUALITY CONTROL DATA

Project: Colonial Pipeline (9/11 GW)
Pace Project No.: 92495103

MATRIX SPIKE & MATRIX SPIKE DUPLICATE: 3000063 3000064

Parameter	Units	92495100001 Result	MS Spike Conc.	MSD Spike Conc.	MS Result	MSD Result	MS % Rec	MSD % Rec	% Rec Limits	RPD	Qual
1,1,1,2-Tetrachloroethane	ug/L	ND	20	20	23.3	22.5	116	112	60-140	4	
1,1,1-Trichloroethane	ug/L	ND	20	20	22.1	21.8	111	109	60-140	1	
1,1,2,2-Tetrachloroethane	ug/L	ND	20	20	21.7	21.7	109	109	60-140	0	
1,1,2-Trichloroethane	ug/L	ND	20	20	22.5	22.0	113	110	60-140	2	
1,1-Dichloroethane	ug/L	ND	20	20	21.7	20.8	108	104	60-140	4	
1,1-Dichloroethene	ug/L	ND	20	20	23.5	22.9	117	115	60-140	2	
1,1-Dichloropropene	ug/L	ND	20	20	22.8	21.8	114	109	60-140	4	
1,2,3-Trichlorobenzene	ug/L	ND	20	20	20.3	20.7	102	103	60-140	2	
1,2,3-Trichloropropane	ug/L	ND	20	20	21.0	21.5	105	108	60-140	2	
1,2,4-Trichlorobenzene	ug/L	ND	20	20	21.9	21.7	110	108	60-140	1	
1,2,4-Trimethylbenzene	ug/L	ND	20	20	22.5	21.9	113	110	60-140	3	
1,2-Dibromo-3-chloropropane	ug/L	ND	20	20	20.7	21.5	104	108	60-140	4	
1,2-Dichlorobenzene	ug/L	ND	20	20	22.1	21.4	110	107	60-140	3	
1,2-Dichloroethane	ug/L	ND	20	20	17.6	18.1	88	91	60-140	3	
1,2-Dichloropropane	ug/L	ND	20	20	23.8	22.8	119	114	60-140	4	
1,3,5-Trimethylbenzene	ug/L	ND	20	20	23.1	22.6	116	113	60-140	2	
1,3-Dichlorobenzene	ug/L	ND	20	20	22.3	22.0	112	110	60-140	2	
1,3-Dichloropropane	ug/L	ND	20	20	23.2	23.3	116	117	60-140	0	
1,4-Dichlorobenzene	ug/L	ND	20	20	22.3	21.7	112	108	60-140	3	
2,2-Dichloropropane	ug/L	ND	20	20	22.4	21.6	112	108	60-140	4	
2-Chlorotoluene	ug/L	ND	20	20	23.1	22.6	116	113	60-140	2	
4-Chlorotoluene	ug/L	ND	20	20	21.9	21.8	109	109	60-140	1	
Benzene	ug/L	ND	20	20	23.5	23.0	116	113	60-140	2	
Bromobenzene	ug/L	ND	20	20	22.7	22.4	113	112	60-140	1	
Bromochloromethane	ug/L	ND	20	20	21.9	21.9	110	109	60-140	0	
Bromodichloromethane	ug/L	ND	20	20	20.4	19.9	102	99	60-140	3	
Bromoform	ug/L	ND	20	20	21.0	20.9	105	104	60-140	1	
Bromomethane	ug/L	ND	20	20	25.6	27.0	128	135	60-140	5	
Carbon tetrachloride	ug/L	ND	20	20	24.4	23.6	122	118	60-140	3	
Chlorobenzene	ug/L	ND	20	20	23.3	22.6	117	113	60-140	3	
Chloroethane	ug/L	ND	20	20	21.3	19.7	106	99	60-140	8	
Chloroform	ug/L	ND	20	20	20.1	19.4	100	97	60-140	4	
Chloromethane	ug/L	ND	20	20	22.0	22.2	110	111	60-140	1	
cis-1,2-Dichloroethene	ug/L	ND	20	20	21.2	20.7	106	104	60-140	2	
cis-1,3-Dichloropropene	ug/L	ND	20	20	23.9	23.2	119	116	60-140	3	
Dibromochloromethane	ug/L	ND	20	20	22.6	22.2	113	111	60-140	2	
Dibromomethane	ug/L	ND	20	20	22.5	21.8	112	109	60-140	3	
Dichlorodifluoromethane	ug/L	ND	20	20	25.5	24.8	128	124	60-140	3	
Diisopropyl ether	ug/L	3.2	20	20	23.6	23.7	102	102	60-140	0	
Ethylbenzene	ug/L	ND	20	20	23.6	23.0	118	115	60-140	3	
Hexachloro-1,3-butadiene	ug/L	ND	20	20	24.6	19.7	123	98	60-140	22	
Isopropylbenzene (Cumene)	ug/L	ND	20	20	24.1	22.9	120	114	60-140	5	
m&p-Xylene	ug/L	ND	40	40	46.3	44.9	116	112	60-140	3	
Methyl-tert-butyl ether	ug/L	1.3	20	20	21.7	21.7	102	102	60-140	0	
Methylene Chloride	ug/L	ND	20	20	19.4	19.1	97	95	60-140	2	
n-Butylbenzene	ug/L	ND	20	20	23.3	21.7	116	109	60-140	7	

Results presented on this page are in the units indicated by the "Units" column except where an alternate unit is presented to the right of the result.

REPORT OF LABORATORY ANALYSIS

This report shall not be reproduced, except in full,
without the written consent of Pace Analytical Services, LLC.

Pace Analytical Services, LLC
9800 Kincey Ave. Suite 100
Huntersville, NC 28078
(704)875-9092

QUALITY CONTROL DATA

Project: Colonial Pipeline (9/11 GW)
Pace Project No.: 92495103

MATRIX SPIKE & MATRIX SPIKE DUPLICATE: 3000063 3000064

Parameter	Units	92495100001 Result	MS Spike Conc.	MSD Spike Conc.	MS Result	MSD Result	MS % Rec	MSD % Rec	% Rec Limits	RPD	Qual
n-Propylbenzene	ug/L	ND	20	20	23.7	23.1	119	115	60-140	3	
Naphthalene	ug/L	ND	20	20	20.0	21.0	100	105	60-140	5	
o-Xylene	ug/L	ND	20	20	23.1	22.5	115	113	60-140	2	
sec-Butylbenzene	ug/L	ND	20	20	24.3	23.0	121	115	60-140	5	
Styrene	ug/L	ND	20	20	23.1	22.4	115	112	60-140	3	
tert-Butylbenzene	ug/L	ND	20	20	20.1	19.5	101	97	60-140	3	
Tetrachloroethene	ug/L	ND	20	20	25.0	24.1	125	120	60-140	4	
Toluene	ug/L	ND	20	20	23.7	22.8	119	114	60-140	4	
trans-1,2-Dichloroethene	ug/L	ND	20	20	22.6	21.9	113	109	60-140	4	
trans-1,3-Dichloropropene	ug/L	ND	20	20	21.6	21.7	108	108	60-140	0	
Trichloroethene	ug/L	ND	20	20	25.0	23.7	125	119	60-140	5	
Trichlorofluoromethane	ug/L	ND	20	20	26.5	25.1	131	124	60-140	5	
Vinyl chloride	ug/L	ND	20	20	24.5	24.3	123	122	60-140	1	
1,2-Dichloroethane-d4 (S)	%						90	90	70-130		
4-Bromofluorobenzene (S)	%						98	96	70-130		
Toluene-d8 (S)	%						99	100	70-130		

Results presented on this page are in the units indicated by the "Units" column except where an alternate unit is presented to the right of the result.

REPORT OF LABORATORY ANALYSIS

This report shall not be reproduced, except in full,
without the written consent of Pace Analytical Services, LLC.

Pace Analytical Services, LLC
9800 Kincey Ave. Suite 100
Huntersville, NC 28078
(704)875-9092

QUALITY CONTROL DATA

Project: Colonial Pipeline (9/11 GW)
Pace Project No.: 92495103

QC Batch: 566090 | Analysis Method: EPA 504.1
QC Batch Method: EPA 504.1 | Analysis Description: GCS 504 EDB DBCP
Laboratory: Pace Analytical Services - Charlotte
Associated Lab Samples: 92495103001, 92495103002, 92495103003

METHOD BLANK: 3000244 Matrix: Water
Associated Lab Samples: 92495103001, 92495103002, 92495103003

Parameter	Units	Blank Result	Reporting Limit	Analyzed	Qualifiers
1,2-Dibromoethane (EDB)	ug/L	ND	0.020	09/14/20 12:27	
1-Chloro-2-bromopropane (S)	%	103	70-130	09/14/20 12:27	

LABORATORY CONTROL SAMPLE & LCSD: 3000245 3000246

Parameter	Units	Spike Conc.	LCS Result	LCSD Result	LCS % Rec	LCSD % Rec	% Rec Limits	RPD	Max RPD	Qualifiers
1,2-Dibromoethane (EDB)	ug/L	0.25	0.28	0.28	112	113	70-130	1	20	
1-Chloro-2-bromopropane (S)	%				108	109	70-130			

MATRIX SPIKE & MATRIX SPIKE DUPLICATE: 3000248 3000249

Parameter	Units	92495103001 Result	MS Spike Conc.	MSD Spike Conc.	MS Result	MSD Result	MS % Rec	MSD % Rec	% Rec Limits	RPD	Qual
1,2-Dibromoethane (EDB)	ug/L	ND	0.26	0.26	0.31	0.31	122	121	65-135	1	
1-Chloro-2-bromopropane (S)	%						117	118	70-130		

SAMPLE DUPLICATE: 3000247

Parameter	Units	92495100001 Result	Dup Result	RPD	Qualifiers
1,2-Dibromoethane (EDB)	ug/L	ND	ND		
1-Chloro-2-bromopropane (S)	%	108	110		

Results presented on this page are in the units indicated by the "Units" column except where an alternate unit is presented to the right of the result.

REPORT OF LABORATORY ANALYSIS

This report shall not be reproduced, except in full,
without the written consent of Pace Analytical Services, LLC.

Pace Analytical Services, LLC
9800 Kincey Ave. Suite 100
Huntersville, NC 28078
(704)875-9092

QUALIFIERS

Project: Colonial Pipeline (9/11 GW)
Pace Project No.: 92495103

DEFINITIONS

DF - Dilution Factor, if reported, represents the factor applied to the reported data due to dilution of the sample aliquot.

ND - Not Detected at or above adjusted reporting limit.

TNTC - Too Numerous To Count

J - Estimated concentration above the adjusted method detection limit and below the adjusted reporting limit.

MDL - Adjusted Method Detection Limit.

PQL - Practical Quantitation Limit.

RL - Reporting Limit - The lowest concentration value that meets project requirements for quantitative data with known precision and bias for a specific analyte in a specific matrix.

S - Surrogate

1,2-Diphenylhydrazine decomposes to and cannot be separated from Azobenzene using Method 8270. The result for each analyte is a combined concentration.

Consistent with EPA guidelines, unrounded data are displayed and have been used to calculate % recovery and RPD values.

LCS(D) - Laboratory Control Sample (Duplicate)

MS(D) - Matrix Spike (Duplicate)

DUP - Sample Duplicate

RPD - Relative Percent Difference

NC - Not Calculable.

SG - Silica Gel - Clean-Up

U - Indicates the compound was analyzed for, but not detected.

Acid preservation may not be appropriate for 2 Chloroethylvinyl ether.

A separate vial preserved to a pH of 4-5 is recommended in SW846 Chapter 4 for the analysis of Acrolein and Acrylonitrile by EPA Method 8260.

N-Nitrosodiphenylamine decomposes and cannot be separated from Diphenylamine using Method 8270. The result reported for each analyte is a combined concentration.

Pace Analytical is TNI accredited. Contact your Pace PM for the current list of accredited analytes.

TNI - The NELAC Institute.

ANALYTE QUALIFIERS

D3 Sample was diluted due to the presence of high levels of non-target analytes or other matrix interference.

This report shall not be reproduced, except in full,
without the written consent of Pace Analytical Services, LLC.

Pace Analytical Services, LLC
9800 Kincey Ave. Suite 100
Huntersville, NC 28078
(704)875-9092

QUALITY CONTROL DATA CROSS REFERENCE TABLE

Project: Colonial Pipeline (9/11 GW)
Pace Project No.: 92495103

Lab ID	Sample ID	QC Batch Method	QC Batch	Analytical Method	Analytical Batch
92495103001	**MW-25**	EPA 504.1	566090	EPA 504.1	566170
92495103002	**MW-41**	EPA 504.1	566090	EPA 504.1	566170
92495103003	**MW-30**	EPA 504.1	566090	EPA 504.1	566170
92495103001	**MW-25**	MADEPV	1541991	MADEP VPH	1541991
92495103002	**MW-41**	MADEPV	1541991	MADEP VPH	1541991
92495103003	**MW-30**	MADEPV	1541991	MADEP VPH	1541991
92495103001	**MW-25**	EPA 3010A	566001	EPA 6010D	566017
92495103002	**MW-41**	EPA 3010A	566001	EPA 6010D	566017
92495103003	**MW-30**	EPA 3010A	566001	EPA 6010D	566017
92495103001	**MW-25**	SM 6200B	566039		
92495103002	**MW-41**	SM 6200B	566039		
92495103003	**MW-30**	SM 6200B	566039		
92495103004	**Trip Blank-05**	SM 6200B	566039		

This report shall not be reproduced, except in full,
without the written consent of Pace Analytical Services, LLC.

Pace Analytical	Document Name: Sample Condition Upon Receipt(SCUR)	Document Revised: February 7, 2018 Page 1 of 2
	Document No.: F-CAR-CS-033-Rev.06	Issuing Authority: Pace Carolinas Quality Office

Laboratory receiving samples:
Asheville ☐ Eden ☐ Greenwood ☐ Huntersville ☑ Raleigh ☐ Mechanicsville ☐

Sample Condition Upon Receipt

Client Name: AECOM

Project #: WO# : 92495103

92495103

Courier: ☐ Commercial ☐ Fed Ex ☐ Pace ☐ UPS ☐ USPS ☐ Other:____ ☑ Client

Custody Seal Present? ☐ Yes ☑ No **Seals Intact?** ☐ Yes ☐ No

Date/Initials Person Examining Contents: [illegible]

Packing Material: ☐ Bubble Wrap ☑ Bubble Bags ☐ None ☐ Other

Biological Tissue Frozen? ☐ Yes ☐ No ☑ N/A

Thermometer: ☐ IR Gun ID: 92T061 **Type of Ice:** ☑ Wet ☐ Blue ☐ None

Cooler Temp (°C): 1.3 **Correction Factor:** Add/Subtract (°C) 0.0

Cooler Temp Corrected (°C): 1.3

Temp should be above freezing to 6°C
☑ Samples out of temp criteria. Samples on ice, cooling process has begun

USDA Regulated Soil (☑ N/A, water sample)
Did samples originate in a quarantine zone within the United States: CA, NY, or SC (check maps)? ☐ Yes ☐ No

Did samples originate from a foreign source (internationally, including Hawaii and Puerto Rico)? ☐ Yes ☐ No

		Comments/Discrepancy:
Chain of Custody Present?	☑ Yes ☐ No ☐ N/A	1.
Samples Arrived within Hold Time?	☑ Yes ☐ No ☐ N/A	2.
Short Hold Time Analysis (<72 hr.)?	☐ Yes ☑ No ☐ N/A	3.
Rush Turn Around Time Requested?	☑ Yes ☐ No ☐ N/A	4.
Sufficient Volume?	☑ Yes ☐ No ☐ N/A	5.
Correct Containers Used?	☑ Yes ☐ No ☐ N/A	6.
-Pace Containers Used?	☑ Yes ☐ No ☐ N/A	
Containers Intact?	☑ Yes ☐ No ☐ N/A	7.
Dissolved analysis: Samples Field Filtered?	☐ Yes ☑ No ☐ N/A	8.
Sample Labels Match COC?	☑ Yes ☐ No ☐ N/A	9.
-Includes Date/Time/ID/Analysis Matrix: WT		
Headspace in VOA Vials (>5-6mm)?	☐ Yes ☐ No ☑ N/A	10.
Trip Blank Present?	☐ Yes ☐ No ☑ N/A	11.
Trip Blank Custody Seals Present?	☐ Yes ☐ No ☑ N/A	

COMMENTS/SAMPLE DISCREPANCY

Field Data Required? ☐ Yes ☐ No

Lot ID of split containers:

CLIENT NOTIFICATION/RESOLUTION

Person contacted: _____ Date/Time: _____

Project Manager SCURF Review: NMG **Date:** 9/11/20

Project Manager SRF Review: NMG **Date:** 9/11/20

***Check mark top half of box if pH and/or dechlorination is verified and within the acceptance range for preservation samples.**

Exceptions: VOA, Coliform, TOC, Oil and Grease, DRO/8015 (water) DOC, LLHg

****Bottom half of box is to list number of bottle**

Project: **WO# : 92495103**

PM: NMG Due Date: 09/14/20

CLIENT: 92-AECOM CHA

Item#	BP4U-125 mL Plastic Unpreserved (N/A) (Cl-)	BP3U-250 mL Plastic Unpreserved (N/A)	BP2U-500 mL Plastic Unpreserved (N/A)	BP1U-1 liter Plastic Unpreserved (N/A)	BP4S-125 mL Plastic H2SO4 (pH < 2) (Cl-)	BP3N-250 mL plastic HNO3 (pH < 2)	BP4Z-125 mL Plastic ZN Acetate & NaOH (>9)	BP4C-125 mL Plastic NaOH (pH > 12) (Cl-)	WGFU-Wide-mouthed Glass jar Unpreserved	AG1U-1 liter Amber Unpreserved (N/A) (Cl-)	AG1H-1 liter Amber HCl (pH < 2)	AG3U-250 mL Amber Unpreserved (N/A) (Cl-)	AG1S-1 liter Amber H2SO4 (pH < 2)	AG3S-250 mL Amber H2SO4 (pH < 2)	AG3A(DG3A)-250 mL Amber NH4Cl (N/A)(Cl-)	DG9H-40 mL VOA HCl (N/A)	VG9T-40 mL VOA Na2S2O3 (N/A)	VG9U-40 mL VOA Unp (N/A)	DG9P-40 mL VOA H3PO4 (N/A)	VOAK (6 vials per kit)-5035 kit (N/A)	V/GK (3 vials per kit)-VPH/Gas kit (N/A)	SPST-125 mL Sterile Plastic (N/A – lab)	SPZT-250 mL Sterile Plastic (N/A – lab)		BP3A-250 mL Plastic (NH2)2SO4 (9.3-9.7)	AG0U-100 mL Amber Unpreserved vials (N/A)	VSGU-20 mL Scintillation vials (N/A)	DG9U-40 mL Amber Unpreserved vials (N/A)
1						10										1	3											
2						1										1	3											
3						1										1	2											
4																2												
5																												
6																												
7																												
8																												
9																												
10																												
11																												
12																												

pH Adjustment Log for Preserved Samples

Sample ID	Type of Preservative	pH upon receipt	Date preservation adjusted	Time preservation adjusted	Amount of Preservative added	Lot #

Note: Whenever there is a discrepancy affecting North Carolina compliance samples, a copy of this form will be sent to the North Carolina DEHNR Certification Office (i.e. Out of hold, incorrect preservative, out of temp, incorrect containers.

Pace Analytical
WWW.PACELABS.COM

CHAIN-OF-CUSTODY / Analytical Request Document

The Chain-of-Custody is a LEGAL DOCUMENT. All relevant fields must be completed accurately.

Page : 1 Of 1

Section A Required Client Information:		Section B Required Project Information:		Section C Invoice Information:	
Company:	AECOM, Charlotte	Report To:	Wreschnig, Andrew	Attention:	
Address:	6000 Fairview Road	Copy To:		Company Name:	
Suite 200, Charlotte, NC 28210				Address:	
Email:	andrew.wreschnig@aecom.com	Purchase Order #:		Pace Quote:	
Phone:	(980)221-7831 Fax	Project Name:	Colonial Pipeline	Pace Project Manager:	nicole.gasiorowski@pacelabs.com,
Requested Due Date:	24 hr	Project #:		Pace Profile #:	12518

Regulatory Agency:

State / Location: NC

ITEM #	SAMPLE ID (One Character per box. (A-Z, 0-9 / , -) Sample Ids must be unique)	MATRIX CODE (see valid codes to left)	SAMPLE TYPE (G=GRAB C=COMP)	COLLECTED START DATE	COLLECTED START TIME	COLLECTED END DATE	COLLECTED END TIME	SAMPLE TEMP AT COLLECTION	# OF CONTAINERS	Preservatives: Unpreserved	H2SO4	HNO3	HCl	NaOH	Na2S2O3	Methanol	Other	Analyses Test Y/N	Requested Analysis Filtered (Y/N): 6200	VPH	6010 Lead	504.1 EDB	Trip BLANK	Residual Chlorine (Y/N)	
1	MW-25	WG				9/11/20	0920	17	11			X	X				X		X	X	X	X			8249503
2	MW-41	WG				9/11/20	1020	17	11			X	X				X		X	X	X	X			@1
3	MW-30	WG				9/11/20	1120	16	11			X	X				X		X	X	X	X			@2
4	Trip Blank-05	WG				9/11/20			2				X						X				X		@3
5																									@4
6																									
7																									
8																									
9																									
10																									
11																									
12																									

ADDITIONAL COMMENTS	RELINQUISHED BY / AFFILIATION	DATE	TIME	ACCEPTED BY / AFFILIATION	DATE	TIME	SAMPLE CONDITIONS: TEMP in C	Received on Ice (Y/N)	Custody Sealed Cooler (Y/N)	Samples Intact (Y/N)
Separate Reports		9/11	1523	PACE HVL	9/11	1523	13.7	Y	N	Y

SAMPLER NAME AND SIGNATURE

PRINT Name of SAMPLER: Randy Morgan

SIGNATURE of SAMPLER: Randy Morgan DATE Signed: 9-11-2020

Pace Analytical Services, LLC
9800 Kincey Ave. Suite 100
Huntersville, NC 28078
(704)875-9092

September 16, 2020

Andrew Wreschnig
AECOM
6000 Fairview Road
Suite 200
Charlotte, NC 28210

RE: Project: Colonial Pipeline (9/13 GW)
Pace Project No.: 92495239

Dear Andrew Wreschnig:

Enclosed are the analytical results for sample(s) received by the laboratory on September 14, 2020. The results relate only to the samples included in this report. Results reported herein conform to the applicable TNI/NELAC Standards and the laboratory's Quality Manual, where applicable, unless otherwise noted in the body of the report.

The test results provided in this final report were generated by each of the following laboratories within the Pace Network:

- Pace National - Mt. Juliet
- Pace Analytical Services - Asheville
- Pace Analytical Services - Charlotte

If you have any questions concerning this report, please feel free to contact me.

Sincerely,

Nicole Gasiorowski
nicole.gasiorowski@pacelabs.com
(704)875-9092
Project Manager

Enclosures

cc: Jeff Morrison, Colonial Pipeline Company

This report shall not be reproduced, except in full,
without the written consent of Pace Analytical Services, LLC.

Pace Analytical Services, LLC
9800 Kincey Ave. Suite 100
Huntersville, NC 28078
(704)875-9092

CERTIFICATIONS

Project: Colonial Pipeline (9/13 GW)
Pace Project No.: 92495239

Pace Analytical Services National

12065 Lebanon Road, Mt. Juliet, TN 37122
Alabama Certification #: 40660
Alaska Certification 17-026
Arizona Certification #: AZ0612
Arkansas Certification #: 88-0469
California Certification #: 2932
Canada Certification #: 1461.01
Colorado Certification #: TN00003
Connecticut Certification #: PH-0197
DOD Certification: #1461.01
EPA# TN00003
Florida Certification #: E87487
Georgia DW Certification #: 923
Georgia Certification: NELAP
Idaho Certification #: TN00003
Illinois Certification #: 200008
Indiana Certification #: C-TN-01
Iowa Certification #: 364
Kansas Certification #: E-10277
Kentucky UST Certification #: 16
Kentucky Certification #: 90010
Louisiana Certification #: AI30792
Louisiana DW Certification #: LA180010
Maine Certification #: TN0002
Maryland Certification #: 324
Massachusetts Certification #: M-TN003
Michigan Certification #: 9958
Minnesota Certification #: 047-999-395
Mississippi Certification #: TN00003
Missouri Certification #: 340
Montana Certification #: CERT0086
Nebraska Certification #: NE-OS-15-05
Nevada Certification #: TN-03-2002-34
New Hampshire Certification #: 2975
New Jersey Certification #: TN002
New Mexico DW Certification
New York Certification #: 11742
North Carolina Aquatic Toxicity Certification #: 41
North Carolina Drinking Water Certification #: 21704
North Carolina Environmental Certificate #: 375
North Dakota Certification #: R-140
Ohio VAP Certification #: CL0069
Oklahoma Certification #: 9915
Oregon Certification #: TN200002
Pennsylvania Certification #: 68-02979
Rhode Island Certification #: LAO00356
South Carolina Certification #: 84004
South Dakota Certification
Tennessee DW/Chem/Micro Certification #: 2006
Texas Certification #: T 104704245-17-14
Texas Mold Certification #: LAB0152
USDA Soil Permit #: P330-15-00234
Utah Certification #: TN00003
Virginia Certification #: VT2006
Vermont Dept. of Health: ID# VT-2006
Virginia Certification #: 460132
Washington Certification #: C847
West Virginia Certification #: 233
Wisconsin Certification #: 9980939910
Wyoming UST Certification #: via A2LA 2926.01
A2LA-ISO 17025 Certification #: 1461.01
A2LA-ISO 17025 Certification #: 1461.02
AIHA-LAP/LLC EMLAP Certification #:100789

Pace Analytical Services Charlotte

9800 Kincey Ave. Ste 100, Huntersville, NC 28078
Louisiana/NELAP Certification # LA170028
North Carolina Drinking Water Certification #: 37706
North Carolina Field Services Certification #: 5342
North Carolina Wastewater Certification #: 12
South Carolina Certification #: 99006001
Florida/NELAP Certification #: E87627
Kentucky UST Certification #: 84
Virginia/VELAP Certification #: 460221

Pace Analytical Services Asheville

2225 Riverside Drive, Asheville, NC 28804
Florida/NELAP Certification #: E87648
Massachusetts Certification #: M-NC030
North Carolina Drinking Water Certification #: 37712
North Carolina Wastewater Certification #: 40
South Carolina Certification #: 99030001
Virginia/VELAP Certification #: 460222

REPORT OF LABORATORY ANALYSIS

This report shall not be reproduced, except in full,
without the written consent of Pace Analytical Services, LLC.

Pace Analytical Services, LLC
9800 Kincey Ave. Suite 100
Huntersville, NC 28078
(704)875-9092

SAMPLE ANALYTE COUNT

Project: Colonial Pipeline (9/13 GW)
Pace Project No.: 92495239

Lab ID	Sample ID	Method	Analysts	Analytes Reported	Laboratory
92495239001	**MW-14**	EPA 504.1	JMS1	2	PASI-C
		MADEP VPH	BMB	6	PAN
		EPA 6010D	SH1	1	PASI-A
		SM 6200B	CL	62	PASI-C
92495239002	**MW-31**	EPA 504.1	JMS1	2	PASI-C
		MADEP VPH	BMB	6	PAN
		EPA 6010D	SH1	1	PASI-A
		SM 6200B	CL	62	PASI-C
92495239003	**MW-08**	MADEP VPH	BMB	6	PAN
		EPA 6010D	SH1	1	PASI-A
		SM 6200B	CL	63	PASI-C
92495239004	**Trip Blank-06**	SM 6200B	CL	63	PASI-C

PAN = Pace National - Mt. Juliet
PASI-A = Pace Analytical Services - Asheville
PASI-C = Pace Analytical Services - Charlotte

This report shall not be reproduced, except in full,
without the written consent of Pace Analytical Services, LLC.

Pace Analytical Services, LLC
9800 Kincey Ave. Suite 100
Huntersville, NC 28078
(704)875-9092

ANALYTICAL RESULTS

Project: Colonial Pipeline (9/13 GW)
Pace Project No.: 92495239

Sample: MW-14 **Lab ID: 92495239001** Collected: 09/13/20 13:35 Received: 09/14/20 09:50 Matrix: Water

Parameters	Results	Units	Report Limit	DF	Prepared	Analyzed	CAS No.	Qual
504 GCS EDB and DBCP	Analytical Method: EPA 504.1 Preparation Method: EPA 504.1 Pace Analytical Services - Charlotte							
1,2-Dibromoethane (EDB)	ND	ug/L	0.020	1	09/15/20 08:15	09/15/20 12:44	106-93-4	
Surrogates								
1-Chloro-2-bromopropane (S)	117	%	70-130	1	09/15/20 08:15	09/15/20 12:44	301-79-56	
MADEPV	Analytical Method: MADEP VPH Preparation Method: MADEPV Pace National - Mt. Juliet							
Aliphatic (C05-C08)	ND	ug/L	100	1	09/15/20 17:03	09/15/20 17:03		
Aliphatic (C09-C12)	ND	ug/L	100	1	09/15/20 17:03	09/15/20 17:03		
Aromatic (C09-C10),Unadjusted	ND	ug/L	100	1	09/15/20 17:03	09/15/20 17:03	TPHC9C10A	
Total VPH	ND	ug/L	100	1	09/15/20 17:03	09/15/20 17:03	VPH	
Surrogates								
2,5-Dibromotoluene (FID)	101	%	70.0-130	1	09/15/20 17:03	09/15/20 17:03	615-59-8FID	
2,5-Dibromotoluene (PID)	91.1	%	70.0-130	1	09/15/20 17:03	09/15/20 17:03	615-59-8PID	
6010 MET ICP	Analytical Method: EPA 6010D Preparation Method: EPA 3010A Pace Analytical Services - Asheville							
Lead	ND	ug/L	5.0	1	09/15/20 01:58	09/15/20 12:35	7439-92-1	
6200B MSV	Analytical Method: SM 6200B Pace Analytical Services - Charlotte							
Benzene	ND	ug/L	0.50	1		09/15/20 00:56	71-43-2	
Bromobenzene	ND	ug/L	0.50	1		09/15/20 00:56	108-86-1	
Bromochloromethane	ND	ug/L	0.50	1		09/15/20 00:56	74-97-5	
Bromodichloromethane	**0.70**	ug/L	0.50	1		09/15/20 00:56	75-27-4	
Bromoform	ND	ug/L	0.50	1		09/15/20 00:56	75-25-2	
Bromomethane	ND	ug/L	5.0	1		09/15/20 00:56	74-83-9	
n-Butylbenzene	ND	ug/L	0.50	1		09/15/20 00:56	104-51-8	
sec-Butylbenzene	ND	ug/L	0.50	1		09/15/20 00:56	135-98-8	
tert-Butylbenzene	ND	ug/L	0.50	1		09/15/20 00:56	98-06-6	
Carbon tetrachloride	ND	ug/L	0.50	1		09/15/20 00:56	56-23-5	
Chlorobenzene	ND	ug/L	0.50	1		09/15/20 00:56	108-90-7	
Chloroethane	ND	ug/L	1.0	1		09/15/20 00:56	75-00-3	
Chloroform	**4.4**	ug/L	0.50	1		09/15/20 00:56	67-66-3	
Chloromethane	ND	ug/L	1.0	1		09/15/20 00:56	74-87-3	
2-Chlorotoluene	ND	ug/L	0.50	1		09/15/20 00:56	95-49-8	
4-Chlorotoluene	ND	ug/L	0.50	1		09/15/20 00:56	106-43-4	
1,2-Dibromo-3-chloropropane	ND	ug/L	1.0	1		09/15/20 00:56	96-12-8	
Dibromochloromethane	ND	ug/L	0.50	1		09/15/20 00:56	124-48-1	
Dibromomethane	ND	ug/L	0.50	1		09/15/20 00:56	74-95-3	
1,2-Dichlorobenzene	ND	ug/L	0.50	1		09/15/20 00:56	95-50-1	
1,3-Dichlorobenzene	ND	ug/L	0.50	1		09/15/20 00:56	541-73-1	
1,4-Dichlorobenzene	ND	ug/L	0.50	1		09/15/20 00:56	106-46-7	
Dichlorodifluoromethane	ND	ug/L	0.50	1		09/15/20 00:56	75-71-8	
1,1-Dichloroethane	ND	ug/L	0.50	1		09/15/20 00:56	75-34-3	
1,2-Dichloroethane	ND	ug/L	0.50	1		09/15/20 00:56	107-06-2	
1,1-Dichloroethene	ND	ug/L	0.50	1		09/15/20 00:56	75-35-4	

REPORT OF LABORATORY ANALYSIS

This report shall not be reproduced, except in full,
without the written consent of Pace Analytical Services, LLC.

Pace Analytical Services, LLC
9800 Kincey Ave. Suite 100
Huntersville, NC 28078
(704)875-9092

ANALYTICAL RESULTS

Project: Colonial Pipeline (9/13 GW)
Pace Project No.: 92495239

Sample: MW-14 **Lab ID: 92495239001** Collected: 09/13/20 13:35 Received: 09/14/20 09:50 Matrix: Water

Parameters	Results	Units	Report Limit	DF	Prepared	Analyzed	CAS No.	Qual
6200B MSV	Analytical Method: SM 6200B Pace Analytical Services - Charlotte							
cis-1,2-Dichloroethene	ND	ug/L	0.50	1		09/15/20 00:56	156-59-2	
trans-1,2-Dichloroethene	ND	ug/L	0.50	1		09/15/20 00:56	156-60-5	
1,2-Dichloropropane	ND	ug/L	0.50	1		09/15/20 00:56	78-87-5	
1,3-Dichloropropane	ND	ug/L	0.50	1		09/15/20 00:56	142-28-9	
2,2-Dichloropropane	ND	ug/L	0.50	1		09/15/20 00:56	594-20-7	
1,1-Dichloropropene	ND	ug/L	0.50	1		09/15/20 00:56	563-58-6	
cis-1,3-Dichloropropene	ND	ug/L	0.50	1		09/15/20 00:56	10061-01-5	
trans-1,3-Dichloropropene	ND	ug/L	0.50	1		09/15/20 00:56	10061-02-6	
Diisopropyl ether	ND	ug/L	0.50	1		09/15/20 00:56	108-20-3	
Ethylbenzene	ND	ug/L	0.50	1		09/15/20 00:56	100-41-4	
Hexachloro-1,3-butadiene	ND	ug/L	2.0	1		09/15/20 00:56	87-68-3	
Isopropylbenzene (Cumene)	ND	ug/L	0.50	1		09/15/20 00:56	98-82-8	
Methylene Chloride	ND	ug/L	2.0	1		09/15/20 00:56	75-09-2	
Methyl-tert-butyl ether	ND	ug/L	0.50	1		09/15/20 00:56	1634-04-4	
Naphthalene	ND	ug/L	2.0	1		09/15/20 00:56	91-20-3	
n-Propylbenzene	ND	ug/L	0.50	1		09/15/20 00:56	103-65-1	
Styrene	ND	ug/L	0.50	1		09/15/20 00:56	100-42-5	
1,1,1,2-Tetrachloroethane	ND	ug/L	0.50	1		09/15/20 00:56	630-20-6	
1,1,2,2-Tetrachloroethane	ND	ug/L	0.50	1		09/15/20 00:56	79-34-5	
Tetrachloroethene	ND	ug/L	0.50	1		09/15/20 00:56	127-18-4	
Toluene	ND	ug/L	0.50	1		09/15/20 00:56	108-88-3	
1,2,3-Trichlorobenzene	ND	ug/L	2.0	1		09/15/20 00:56	87-61-6	
1,2,4-Trichlorobenzene	ND	ug/L	2.0	1		09/15/20 00:56	120-82-1	
1,1,1-Trichloroethane	ND	ug/L	0.50	1		09/15/20 00:56	71-55-6	
1,1,2-Trichloroethane	ND	ug/L	0.50	1		09/15/20 00:56	79-00-5	
Trichloroethene	ND	ug/L	0.50	1		09/15/20 00:56	79-01-6	
Trichlorofluoromethane	ND	ug/L	1.0	1		09/15/20 00:56	75-69-4	
1,2,3-Trichloropropane	ND	ug/L	0.50	1		09/15/20 00:56	96-18-4	
1,2,4-Trimethylbenzene	ND	ug/L	0.50	1		09/15/20 00:56	95-63-6	
1,3,5-Trimethylbenzene	ND	ug/L	0.50	1		09/15/20 00:56	108-67-8	
Vinyl chloride	ND	ug/L	1.0	1		09/15/20 00:56	75-01-4	
m&p-Xylene	ND	ug/L	1.0	1		09/15/20 00:56	179601-23-1	
o-Xylene	ND	ug/L	0.50	1		09/15/20 00:56	95-47-6	
Surrogates								
1,2-Dichloroethane-d4 (S)	87	%	70-130	1		09/15/20 00:56	17060-07-0	
4-Bromofluorobenzene (S)	95	%	70-130	1		09/15/20 00:56	460-00-4	
Toluene-d8 (S)	100	%	70-130	1		09/15/20 00:56	2037-26-5	

REPORT OF LABORATORY ANALYSIS

This report shall not be reproduced, except in full,
without the written consent of Pace Analytical Services, LLC.

Pace Analytical Services, LLC
9800 Kincey Ave. Suite 100
Huntersville, NC 28078
(704)875-9092

ANALYTICAL RESULTS

Project: Colonial Pipeline (9/13 GW)
Pace Project No.: 92495239

Sample: MW-31 **Lab ID: 92495239002** Collected: 09/13/20 12:15 Received: 09/14/20 09:50 Matrix: Water

Parameters	Results	Units	Report Limit	DF	Prepared	Analyzed	CAS No.	Qual
504 GCS EDB and DBCP	Analytical Method: EPA 504.1 Preparation Method: EPA 504.1 Pace Analytical Services - Charlotte							
1,2-Dibromoethane (EDB)	ND	ug/L	0.021	1	09/15/20 08:15	09/15/20 13:08	106-93-4	
Surrogates								
1-Chloro-2-bromopropane (S)	117	%	70-130	1	09/15/20 08:15	09/15/20 13:08	301-79-56	
MADEPV	Analytical Method: MADEP VPH Preparation Method: MADEPV Pace National - Mt. Juliet							
Aliphatic (C05-C08)	ND	ug/L	100	1	09/15/20 17:36	09/15/20 17:36		
Aliphatic (C09-C12)	ND	ug/L	100	1	09/15/20 17:36	09/15/20 17:36		
Aromatic (C09-C10),Unadjusted	ND	ug/L	100	1	09/15/20 17:36	09/15/20 17:36	TPHC9C10A	
Total VPH	ND	ug/L	100	1	09/15/20 17:36	09/15/20 17:36	VPH	
Surrogates								
2,5-Dibromotoluene (FID)	101	%	70.0-130	1	09/15/20 17:36	09/15/20 17:36	615-59-8FID	
2,5-Dibromotoluene (PID)	91.5	%	70.0-130	1	09/15/20 17:36	09/15/20 17:36	615-59-8PID	
6010 MET ICP	Analytical Method: EPA 6010D Preparation Method: EPA 3010A Pace Analytical Services - Asheville							
Lead	ND	ug/L	5.0	1	09/15/20 01:58	09/15/20 12:58	7439-92-1	
6200B MSV	Analytical Method: SM 6200B Pace Analytical Services - Charlotte							
Benzene	**0.56**	ug/L	0.50	1		09/15/20 01:14	71-43-2	
Bromobenzene	ND	ug/L	0.50	1		09/15/20 01:14	108-86-1	
Bromochloromethane	ND	ug/L	0.50	1		09/15/20 01:14	74-97-5	
Bromodichloromethane	ND	ug/L	0.50	1		09/15/20 01:14	75-27-4	
Bromoform	ND	ug/L	0.50	1		09/15/20 01:14	75-25-2	
Bromomethane	ND	ug/L	5.0	1		09/15/20 01:14	74-83-9	
n-Butylbenzene	ND	ug/L	0.50	1		09/15/20 01:14	104-51-8	
sec-Butylbenzene	ND	ug/L	0.50	1		09/15/20 01:14	135-98-8	
tert-Butylbenzene	ND	ug/L	0.50	1		09/15/20 01:14	98-06-6	
Carbon tetrachloride	ND	ug/L	0.50	1		09/15/20 01:14	56-23-5	
Chlorobenzene	ND	ug/L	0.50	1		09/15/20 01:14	108-90-7	
Chloroethane	ND	ug/L	1.0	1		09/15/20 01:14	75-00-3	
Chloroform	**1.7**	ug/L	0.50	1		09/15/20 01:14	67-66-3	
Chloromethane	ND	ug/L	1.0	1		09/15/20 01:14	74-87-3	
2-Chlorotoluene	ND	ug/L	0.50	1		09/15/20 01:14	95-49-8	
4-Chlorotoluene	ND	ug/L	0.50	1		09/15/20 01:14	106-43-4	
1,2-Dibromo-3-chloropropane	ND	ug/L	1.0	1		09/15/20 01:14	96-12-8	
Dibromochloromethane	ND	ug/L	0.50	1		09/15/20 01:14	124-48-1	
Dibromomethane	ND	ug/L	0.50	1		09/15/20 01:14	74-95-3	
1,2-Dichlorobenzene	ND	ug/L	0.50	1		09/15/20 01:14	95-50-1	
1,3-Dichlorobenzene	ND	ug/L	0.50	1		09/15/20 01:14	541-73-1	
1,4-Dichlorobenzene	ND	ug/L	0.50	1		09/15/20 01:14	106-46-7	
Dichlorodifluoromethane	ND	ug/L	0.50	1		09/15/20 01:14	75-71-8	
1,1-Dichloroethane	ND	ug/L	0.50	1		09/15/20 01:14	75-34-3	
1,2-Dichloroethane	ND	ug/L	0.50	1		09/15/20 01:14	107-06-2	
1,1-Dichloroethene	ND	ug/L	0.50	1		09/15/20 01:14	75-35-4	

REPORT OF LABORATORY ANALYSIS

This report shall not be reproduced, except in full,
without the written consent of Pace Analytical Services, LLC.

Pace Analytical Services, LLC
9800 Kincey Ave. Suite 100
Huntersville, NC 28078
(704)875-9092

ANALYTICAL RESULTS

Project: Colonial Pipeline (9/13 GW)
Pace Project No.: 92495239

Sample: MW-31 **Lab ID: 92495239002** Collected: 09/13/20 12:15 Received: 09/14/20 09:50 Matrix: Water

Parameters	Results	Units	Report Limit	DF	Prepared	Analyzed	CAS No.	Qual
6200B MSV	Analytical Method: SM 6200B Pace Analytical Services - Charlotte							
cis-1,2-Dichloroethene	ND	ug/L	0.50	1		09/15/20 01:14	156-59-2	
trans-1,2-Dichloroethene	ND	ug/L	0.50	1		09/15/20 01:14	156-60-5	
1,2-Dichloropropane	ND	ug/L	0.50	1		09/15/20 01:14	78-87-5	
1,3-Dichloropropane	ND	ug/L	0.50	1		09/15/20 01:14	142-28-9	
2,2-Dichloropropane	ND	ug/L	0.50	1		09/15/20 01:14	594-20-7	
1,1-Dichloropropene	ND	ug/L	0.50	1		09/15/20 01:14	563-58-6	
cis-1,3-Dichloropropene	ND	ug/L	0.50	1		09/15/20 01:14	10061-01-5	
trans-1,3-Dichloropropene	ND	ug/L	0.50	1		09/15/20 01:14	10061-02-6	
Diisopropyl ether	ND	ug/L	0.50	1		09/15/20 01:14	108-20-3	
Ethylbenzene	ND	ug/L	0.50	1		09/15/20 01:14	100-41-4	
Hexachloro-1,3-butadiene	ND	ug/L	2.0	1		09/15/20 01:14	87-68-3	
Isopropylbenzene (Cumene)	ND	ug/L	0.50	1		09/15/20 01:14	98-82-8	
Methylene Chloride	ND	ug/L	2.0	1		09/15/20 01:14	75-09-2	
Methyl-tert-butyl ether	ND	ug/L	0.50	1		09/15/20 01:14	1634-04-4	
Naphthalene	ND	ug/L	2.0	1		09/15/20 01:14	91-20-3	
n-Propylbenzene	ND	ug/L	0.50	1		09/15/20 01:14	103-65-1	
Styrene	ND	ug/L	0.50	1		09/15/20 01:14	100-42-5	
1,1,1,2-Tetrachloroethane	ND	ug/L	0.50	1		09/15/20 01:14	630-20-6	
1,1,2,2-Tetrachloroethane	ND	ug/L	0.50	1		09/15/20 01:14	79-34-5	
Tetrachloroethene	ND	ug/L	0.50	1		09/15/20 01:14	127-18-4	
Toluene	**3.1**	ug/L	0.50	1		09/15/20 01:14	108-88-3	
1,2,3-Trichlorobenzene	ND	ug/L	2.0	1		09/15/20 01:14	87-61-6	
1,2,4-Trichlorobenzene	ND	ug/L	2.0	1		09/15/20 01:14	120-82-1	
1,1,1-Trichloroethane	ND	ug/L	0.50	1		09/15/20 01:14	71-55-6	
1,1,2-Trichloroethane	ND	ug/L	0.50	1		09/15/20 01:14	79-00-5	
Trichloroethene	ND	ug/L	0.50	1		09/15/20 01:14	79-01-6	
Trichlorofluoromethane	ND	ug/L	1.0	1		09/15/20 01:14	75-69-4	
1,2,3-Trichloropropane	ND	ug/L	0.50	1		09/15/20 01:14	96-18-4	
1,2,4-Trimethylbenzene	**0.61**	ug/L	0.50	1		09/15/20 01:14	95-63-6	
1,3,5-Trimethylbenzene	ND	ug/L	0.50	1		09/15/20 01:14	108-67-8	
Vinyl chloride	ND	ug/L	1.0	1		09/15/20 01:14	75-01-4	
m&p-Xylene	**2.3**	ug/L	1.0	1		09/15/20 01:14	179601-23-1	
o-Xylene	**1.2**	ug/L	0.50	1		09/15/20 01:14	95-47-6	
Surrogates								
1,2-Dichloroethane-d4 (S)	85	%	70-130	1		09/15/20 01:14	17060-07-0	
4-Bromofluorobenzene (S)	93	%	70-130	1		09/15/20 01:14	460-00-4	
Toluene-d8 (S)	99	%	70-130	1		09/15/20 01:14	2037-26-5	

REPORT OF LABORATORY ANALYSIS

This report shall not be reproduced, except in full,
without the written consent of Pace Analytical Services, LLC.

Pace Analytical Services, LLC
9800 Kincey Ave. Suite 100
Huntersville, NC 28078
(704)875-9092

ANALYTICAL RESULTS

Project: Colonial Pipeline (9/13 GW)
Pace Project No.: 92495239

Sample: MW-08 **Lab ID: 92495239003** Collected: 09/13/20 13:45 Received: 09/14/20 09:50 Matrix: Water

Parameters	Results	Units	Report Limit	DF	Prepared	Analyzed	CAS No.	Qual
MADEPV	Analytical Method: MADEP VPH Preparation Method: MADEPV Pace National - Mt. Juliet							
Aliphatic (C05-C08)	ND	ug/L	100	1	09/15/20 18:08	09/15/20 18:08		
Aliphatic (C09-C12)	ND	ug/L	100	1	09/15/20 18:08	09/15/20 18:08		
Aromatic (C09-C10),Unadjusted	ND	ug/L	100	1	09/15/20 18:08	09/15/20 18:08	TPHC9C10A	
Total VPH	ND	ug/L	100	1	09/15/20 18:08	09/15/20 18:08	VPH	
Surrogates								
2,5-Dibromotoluene (FID)	99.8	%	70.0-130	1	09/15/20 18:08	09/15/20 18:08	615-59-8FID	
2,5-Dibromotoluene (PID)	92.4	%	70.0-130	1	09/15/20 18:08	09/15/20 18:08	615-59-8PID	
6010 MET ICP	Analytical Method: EPA 6010D Preparation Method: EPA 3010A Pace Analytical Services - Asheville							
Lead	ND	ug/L	5.0	1	09/15/20 01:58	09/15/20 13:01	7439-92-1	
6200B MSV	Analytical Method: SM 6200B Pace Analytical Services - Charlotte							
Benzene	ND	ug/L	0.50	1		09/15/20 01:33	71-43-2	
Bromobenzene	ND	ug/L	0.50	1		09/15/20 01:33	108-86-1	
Bromochloromethane	ND	ug/L	0.50	1		09/15/20 01:33	74-97-5	
Bromodichloromethane	**1.6**	ug/L	0.50	1		09/15/20 01:33	75-27-4	
Bromoform	ND	ug/L	0.50	1		09/15/20 01:33	75-25-2	
Bromomethane	ND	ug/L	5.0	1		09/15/20 01:33	74-83-9	
n-Butylbenzene	ND	ug/L	0.50	1		09/15/20 01:33	104-51-8	
sec-Butylbenzene	ND	ug/L	0.50	1		09/15/20 01:33	135-98-8	
tert-Butylbenzene	ND	ug/L	0.50	1		09/15/20 01:33	98-06-6	
Carbon tetrachloride	ND	ug/L	0.50	1		09/15/20 01:33	56-23-5	
Chlorobenzene	ND	ug/L	0.50	1		09/15/20 01:33	108-90-7	
Chloroethane	ND	ug/L	1.0	1		09/15/20 01:33	75-00-3	
Chloroform	**12.8**	ug/L	0.50	1		09/15/20 01:33	67-66-3	
Chloromethane	ND	ug/L	1.0	1		09/15/20 01:33	74-87-3	
2-Chlorotoluene	ND	ug/L	0.50	1		09/15/20 01:33	95-49-8	
4-Chlorotoluene	ND	ug/L	0.50	1		09/15/20 01:33	106-43-4	
1,2-Dibromo-3-chloropropane	ND	ug/L	1.0	1		09/15/20 01:33	96-12-8	
Dibromochloromethane	ND	ug/L	0.50	1		09/15/20 01:33	124-48-1	
1,2-Dibromoethane (EDB)	ND	ug/L	0.50	1		09/15/20 01:33	106-93-4	
Dibromomethane	ND	ug/L	0.50	1		09/15/20 01:33	74-95-3	
1,2-Dichlorobenzene	ND	ug/L	0.50	1		09/15/20 01:33	95-50-1	
1,3-Dichlorobenzene	ND	ug/L	0.50	1		09/15/20 01:33	541-73-1	
1,4-Dichlorobenzene	ND	ug/L	0.50	1		09/15/20 01:33	106-46-7	
Dichlorodifluoromethane	ND	ug/L	0.50	1		09/15/20 01:33	75-71-8	
1,1-Dichloroethane	ND	ug/L	0.50	1		09/15/20 01:33	75-34-3	
1,2-Dichloroethane	ND	ug/L	0.50	1		09/15/20 01:33	107-06-2	
1,1-Dichloroethene	ND	ug/L	0.50	1		09/15/20 01:33	75-35-4	
cis-1,2-Dichloroethene	ND	ug/L	0.50	1		09/15/20 01:33	156-59-2	
trans-1,2-Dichloroethene	ND	ug/L	0.50	1		09/15/20 01:33	156-60-5	
1,2-Dichloropropane	ND	ug/L	0.50	1		09/15/20 01:33	78-87-5	
1,3-Dichloropropane	ND	ug/L	0.50	1		09/15/20 01:33	142-28-9	
2,2-Dichloropropane	ND	ug/L	0.50	1		09/15/20 01:33	594-20-7	

REPORT OF LABORATORY ANALYSIS

This report shall not be reproduced, except in full,
without the written consent of Pace Analytical Services, LLC.

Pace Analytical Services, LLC
9800 Kincey Ave. Suite 100
Huntersville, NC 28078
(704)875-9092

ANALYTICAL RESULTS

Project: Colonial Pipeline (9/13 GW)
Pace Project No.: 92495239

Sample: MW-08 **Lab ID: 92495239003** Collected: 09/13/20 13:45 Received: 09/14/20 09:50 Matrix: Water

Parameters	Results	Units	Report Limit	DF	Prepared	Analyzed	CAS No.	Qual
6200B MSV	Analytical Method: SM 6200B Pace Analytical Services - Charlotte							
1,1-Dichloropropene	ND	ug/L	0.50	1		09/15/20 01:33	563-58-6	
cis-1,3-Dichloropropene	ND	ug/L	0.50	1		09/15/20 01:33	10061-01-5	
trans-1,3-Dichloropropene	ND	ug/L	0.50	1		09/15/20 01:33	10061-02-6	
Diisopropyl ether	ND	ug/L	0.50	1		09/15/20 01:33	108-20-3	
Ethylbenzene	ND	ug/L	0.50	1		09/15/20 01:33	100-41-4	
Hexachloro-1,3-butadiene	ND	ug/L	2.0	1		09/15/20 01:33	87-68-3	
Isopropylbenzene (Cumene)	ND	ug/L	0.50	1		09/15/20 01:33	98-82-8	
Methylene Chloride	ND	ug/L	2.0	1		09/15/20 01:33	75-09-2	
Methyl-tert-butyl ether	ND	ug/L	0.50	1		09/15/20 01:33	1634-04-4	
Naphthalene	ND	ug/L	2.0	1		09/15/20 01:33	91-20-3	
n-Propylbenzene	ND	ug/L	0.50	1		09/15/20 01:33	103-65-1	
Styrene	ND	ug/L	0.50	1		09/15/20 01:33	100-42-5	
1,1,1,2-Tetrachloroethane	ND	ug/L	0.50	1		09/15/20 01:33	630-20-6	
1,1,2,2-Tetrachloroethane	ND	ug/L	0.50	1		09/15/20 01:33	79-34-5	
Tetrachloroethene	ND	ug/L	0.50	1		09/15/20 01:33	127-18-4	
Toluene	**0.56**	ug/L	0.50	1		09/15/20 01:33	108-88-3	
1,2,3-Trichlorobenzene	ND	ug/L	2.0	1		09/15/20 01:33	87-61-6	
1,2,4-Trichlorobenzene	ND	ug/L	2.0	1		09/15/20 01:33	120-82-1	
1,1,1-Trichloroethane	ND	ug/L	0.50	1		09/15/20 01:33	71-55-6	
1,1,2-Trichloroethane	ND	ug/L	0.50	1		09/15/20 01:33	79-00-5	
Trichloroethene	ND	ug/L	0.50	1		09/15/20 01:33	79-01-6	
Trichlorofluoromethane	ND	ug/L	1.0	1		09/15/20 01:33	75-69-4	
1,2,3-Trichloropropane	ND	ug/L	0.50	1		09/15/20 01:33	96-18-4	
1,2,4-Trimethylbenzene	ND	ug/L	0.50	1		09/15/20 01:33	95-63-6	
1,3,5-Trimethylbenzene	ND	ug/L	0.50	1		09/15/20 01:33	108-67-8	
Vinyl chloride	ND	ug/L	1.0	1		09/15/20 01:33	75-01-4	
m&p-Xylene	ND	ug/L	1.0	1		09/15/20 01:33	179601-23-1	
o-Xylene	ND	ug/L	0.50	1		09/15/20 01:33	95-47-6	
Surrogates								
1,2-Dichloroethane-d4 (S)	87	%	70-130	1		09/15/20 01:33	17060-07-0	
4-Bromofluorobenzene (S)	93	%	70-130	1		09/15/20 01:33	460-00-4	
Toluene-d8 (S)	98	%	70-130	1		09/15/20 01:33	2037-26-5	

REPORT OF LABORATORY ANALYSIS

This report shall not be reproduced, except in full,
without the written consent of Pace Analytical Services, LLC.

Pace Analytical Services, LLC
9800 Kincey Ave. Suite 100
Huntersville, NC 28078
(704)875-9092

ANALYTICAL RESULTS

Project: Colonial Pipeline (9/13 GW)
Pace Project No.: 92495239

Sample: Trip Blank-06 **Lab ID: 92495239004** Collected: 09/13/20 00:00 Received: 09/14/20 09:50 Matrix: Water

Parameters	Results	Units	Report Limit	DF	Prepared	Analyzed	CAS No.	Qual
6200B MSV	Analytical Method: SM 6200B Pace Analytical Services - Charlotte							
Benzene	ND	ug/L	0.50	1		09/15/20 00:38	71-43-2	
Bromobenzene	ND	ug/L	0.50	1		09/15/20 00:38	108-86-1	
Bromochloromethane	ND	ug/L	0.50	1		09/15/20 00:38	74-97-5	
Bromodichloromethane	ND	ug/L	0.50	1		09/15/20 00:38	75-27-4	
Bromoform	ND	ug/L	0.50	1		09/15/20 00:38	75-25-2	
Bromomethane	ND	ug/L	5.0	1		09/15/20 00:38	74-83-9	
n-Butylbenzene	ND	ug/L	0.50	1		09/15/20 00:38	104-51-8	
sec-Butylbenzene	ND	ug/L	0.50	1		09/15/20 00:38	135-98-8	
tert-Butylbenzene	ND	ug/L	0.50	1		09/15/20 00:38	98-06-6	
Carbon tetrachloride	ND	ug/L	0.50	1		09/15/20 00:38	56-23-5	
Chlorobenzene	ND	ug/L	0.50	1		09/15/20 00:38	108-90-7	
Chloroethane	ND	ug/L	1.0	1		09/15/20 00:38	75-00-3	
Chloroform	ND	ug/L	0.50	1		09/15/20 00:38	67-66-3	
Chloromethane	ND	ug/L	1.0	1		09/15/20 00:38	74-87-3	
2-Chlorotoluene	ND	ug/L	0.50	1		09/15/20 00:38	95-49-8	
4-Chlorotoluene	ND	ug/L	0.50	1		09/15/20 00:38	106-43-4	
1,2-Dibromo-3-chloropropane	ND	ug/L	1.0	1		09/15/20 00:38	96-12-8	
Dibromochloromethane	ND	ug/L	0.50	1		09/15/20 00:38	124-48-1	
1,2-Dibromoethane (EDB)	ND	ug/L	0.50	1		09/15/20 00:38	106-93-4	
Dibromomethane	ND	ug/L	0.50	1		09/15/20 00:38	74-95-3	
1,2-Dichlorobenzene	ND	ug/L	0.50	1		09/15/20 00:38	95-50-1	
1,3-Dichlorobenzene	ND	ug/L	0.50	1		09/15/20 00:38	541-73-1	
1,4-Dichlorobenzene	ND	ug/L	0.50	1		09/15/20 00:38	106-46-7	
Dichlorodifluoromethane	ND	ug/L	0.50	1		09/15/20 00:38	75-71-8	
1,1-Dichloroethane	ND	ug/L	0.50	1		09/15/20 00:38	75-34-3	
1,2-Dichloroethane	ND	ug/L	0.50	1		09/15/20 00:38	107-06-2	
1,1-Dichloroethene	ND	ug/L	0.50	1		09/15/20 00:38	75-35-4	
cis-1,2-Dichloroethene	ND	ug/L	0.50	1		09/15/20 00:38	156-59-2	
trans-1,2-Dichloroethene	ND	ug/L	0.50	1		09/15/20 00:38	156-60-5	
1,2-Dichloropropane	ND	ug/L	0.50	1		09/15/20 00:38	78-87-5	
1,3-Dichloropropane	ND	ug/L	0.50	1		09/15/20 00:38	142-28-9	
2,2-Dichloropropane	ND	ug/L	0.50	1		09/15/20 00:38	594-20-7	
1,1-Dichloropropene	ND	ug/L	0.50	1		09/15/20 00:38	563-58-6	
cis-1,3-Dichloropropene	ND	ug/L	0.50	1		09/15/20 00:38	10061-01-5	
trans-1,3-Dichloropropene	ND	ug/L	0.50	1		09/15/20 00:38	10061-02-6	
Diisopropyl ether	ND	ug/L	0.50	1		09/15/20 00:38	108-20-3	
Ethylbenzene	ND	ug/L	0.50	1		09/15/20 00:38	100-41-4	
Hexachloro-1,3-butadiene	ND	ug/L	2.0	1		09/15/20 00:38	87-68-3	
Isopropylbenzene (Cumene)	ND	ug/L	0.50	1		09/15/20 00:38	98-82-8	
Methylene Chloride	ND	ug/L	2.0	1		09/15/20 00:38	75-09-2	
Methyl-tert-butyl ether	ND	ug/L	0.50	1		09/15/20 00:38	1634-04-4	
Naphthalene	ND	ug/L	2.0	1		09/15/20 00:38	91-20-3	
n-Propylbenzene	ND	ug/L	0.50	1		09/15/20 00:38	103-65-1	
Styrene	ND	ug/L	0.50	1		09/15/20 00:38	100-42-5	
1,1,1,2-Tetrachloroethane	ND	ug/L	0.50	1		09/15/20 00:38	630-20-6	
1,1,2,2-Tetrachloroethane	ND	ug/L	0.50	1		09/15/20 00:38	79-34-5	

REPORT OF LABORATORY ANALYSIS

This report shall not be reproduced, except in full,
without the written consent of Pace Analytical Services, LLC.

Pace Analytical Services, LLC
9800 Kincey Ave. Suite 100
Huntersville, NC 28078
(704)875-9092

ANALYTICAL RESULTS

Project: Colonial Pipeline (9/13 GW)
Pace Project No.: 92495239

Sample: Trip Blank-06 **Lab ID: 92495239004** Collected: 09/13/20 00:00 Received: 09/14/20 09:50 Matrix: Water

Parameters	Results	Units	Report Limit	DF	Prepared	Analyzed	CAS No.	Qual
6200B MSV	Analytical Method: SM 6200B Pace Analytical Services - Charlotte							
Tetrachloroethene	ND	ug/L	0.50	1		09/15/20 00:38	127-18-4	
Toluene	ND	ug/L	0.50	1		09/15/20 00:38	108-88-3	
1,2,3-Trichlorobenzene	ND	ug/L	2.0	1		09/15/20 00:38	87-61-6	
1,2,4-Trichlorobenzene	ND	ug/L	2.0	1		09/15/20 00:38	120-82-1	
1,1,1-Trichloroethane	ND	ug/L	0.50	1		09/15/20 00:38	71-55-6	
1,1,2-Trichloroethane	ND	ug/L	0.50	1		09/15/20 00:38	79-00-5	
Trichloroethene	ND	ug/L	0.50	1		09/15/20 00:38	79-01-6	
Trichlorofluoromethane	ND	ug/L	1.0	1		09/15/20 00:38	75-69-4	
1,2,3-Trichloropropane	ND	ug/L	0.50	1		09/15/20 00:38	96-18-4	
1,2,4-Trimethylbenzene	ND	ug/L	0.50	1		09/15/20 00:38	95-63-6	
1,3,5-Trimethylbenzene	ND	ug/L	0.50	1		09/15/20 00:38	108-67-8	
Vinyl chloride	ND	ug/L	1.0	1		09/15/20 00:38	75-01-4	
m&p-Xylene	ND	ug/L	1.0	1		09/15/20 00:38	179601-23-1	
o-Xylene	ND	ug/L	0.50	1		09/15/20 00:38	95-47-6	
Surrogates								
1,2-Dichloroethane-d4 (S)	87	%	70-130	1		09/15/20 00:38	17060-07-0	
4-Bromofluorobenzene (S)	95	%	70-130	1		09/15/20 00:38	460-00-4	
Toluene-d8 (S)	100	%	70-130	1		09/15/20 00:38	2037-26-5	

REPORT OF LABORATORY ANALYSIS

This report shall not be reproduced, except in full,
without the written consent of Pace Analytical Services, LLC.

Pace Analytical Services, LLC
9800 Kincey Ave. Suite 100
Huntersville, NC 28078
(704)875-9092

QUALITY CONTROL DATA

Project: Colonial Pipeline (9/13 GW)
Pace Project No.: 92495239

QC Batch: 1543465
QC Batch Method: MADEPV
Analysis Method: MADEP VPH
Analysis Description: MADEPV
Laboratory: Pace National - Mt. Juliet
Associated Lab Samples: 92495239001, 92495239002, 92495239003

METHOD BLANK: R3570766-3 Matrix: Water
Associated Lab Samples: 92495239001, 92495239002, 92495239003

Parameter	Units	Blank Result	Reporting Limit	Analyzed	Qualifiers
Aliphatic (C05-C08)	ug/L	ND	100	09/15/20 15:16	
Aliphatic (C09-C12)	ug/L	ND	100	09/15/20 15:16	
Aromatic (C09-C10),Unadjusted	ug/L	ND	100	09/15/20 15:16	
Total VPH	ug/L	ND	100	09/15/20 15:16	
2,5-Dibromotoluene (FID)	%	92.6	70.0-130	09/15/20 15:16	
2,5-Dibromotoluene (PID)	%	82.9	70.0-130	09/15/20 15:16	

LABORATORY CONTROL SAMPLE & LCSD: R3570766-1 R3570766-2

Parameter	Units	Spike Conc.	LCS Result	LCSD Result	LCS % Rec	LCSD % Rec	% Rec Limits	RPD	Max RPD	Qualifiers
Aliphatic (C05-C08)	ug/L	1200	1190	1200	99.2	100	70.0-130	0.837	25	
Aliphatic (C09-C12)	ug/L	1400	1250	1230	89.3	87.9	70.0-130	1.61	25	
Aromatic (C09-C10),Unadjusted	ug/L	200	194	237	97.0	118	70.0-130	20.0	25	
Total VPH	ug/L	2800	2630	2670	93.9	95.4	70.0-130	1.51	25	
2,5-Dibromotoluene (FID)	%				105	103	70.0-130			
2,5-Dibromotoluene (PID)	%				97.2	94.3	70.0-130			

Results presented on this page are in the units indicated by the "Units" column except where an alternate unit is presented to the right of the result.

REPORT OF LABORATORY ANALYSIS

This report shall not be reproduced, except in full,
without the written consent of Pace Analytical Services, LLC.

Pace Analytical Services, LLC
9800 Kincey Ave. Suite 100
Huntersville, NC 28078
(704)875-9092

QUALITY CONTROL DATA

Project: Colonial Pipeline (9/13 GW)
Pace Project No.: 92495239

QC Batch: 566320 | Analysis Method: EPA 6010D
QC Batch Method: EPA 3010A | Analysis Description: 6010 MET
Laboratory: Pace Analytical Services - Asheville
Associated Lab Samples: 92495239001, 92495239002, 92495239003

METHOD BLANK: 3001481 Matrix: Water
Associated Lab Samples: 92495239001, 92495239002, 92495239003

Parameter	Units	Blank Result	Reporting Limit	Analyzed	Qualifiers
Lead	ug/L	ND	5.0	09/15/20 12:29	

LABORATORY CONTROL SAMPLE: 3001482

Parameter	Units	Spike Conc.	LCS Result	LCS % Rec	% Rec Limits	Qualifiers
Lead	ug/L	500	471	94	80-120	

MATRIX SPIKE & MATRIX SPIKE DUPLICATE: 3001483 3001484

Parameter	Units	92495239001 Result	MS Spike Conc.	MSD Spike Conc.	MS Result	MSD Result	MS % Rec	MSD % Rec	% Rec Limits	RPD	Qual
Lead	ug/L	ND	500	500	509	512	102	102	75-125	1	

Results presented on this page are in the units indicated by the "Units" column except where an alternate unit is presented to the right of the result.

REPORT OF LABORATORY ANALYSIS

This report shall not be reproduced, except in full,
without the written consent of Pace Analytical Services, LLC.

Pace Analytical Services, LLC
9800 Kincey Ave. Suite 100
Huntersville, NC 28078
(704)875-9092

QUALITY CONTROL DATA

Project: Colonial Pipeline (9/13 GW)
Pace Project No.: 92495239

QC Batch: 566150 | Analysis Method: SM 6200B
QC Batch Method: SM 6200B | Analysis Description: 6200B MSV
Laboratory: Pace Analytical Services - Charlotte
Associated Lab Samples: 92495239001, 92495239002, 92495239003, 92495239004

METHOD BLANK: 3000653 Matrix: Water
Associated Lab Samples: 92495239001, 92495239002, 92495239003, 92495239004

Parameter	Units	Blank Result	Reporting Limit	Analyzed	Qualifiers
1,1,1,2-Tetrachloroethane	ug/L	ND	0.50	09/15/20 00:19	
1,1,1-Trichloroethane	ug/L	ND	0.50	09/15/20 00:19	
1,1,2,2-Tetrachloroethane	ug/L	ND	0.50	09/15/20 00:19	
1,1,2-Trichloroethane	ug/L	ND	0.50	09/15/20 00:19	
1,1-Dichloroethane	ug/L	ND	0.50	09/15/20 00:19	
1,1-Dichloroethene	ug/L	ND	0.50	09/15/20 00:19	
1,1-Dichloropropene	ug/L	ND	0.50	09/15/20 00:19	
1,2,3-Trichlorobenzene	ug/L	ND	2.0	09/15/20 00:19	
1,2,3-Trichloropropane	ug/L	ND	0.50	09/15/20 00:19	
1,2,4-Trichlorobenzene	ug/L	ND	2.0	09/15/20 00:19	
1,2,4-Trimethylbenzene	ug/L	ND	0.50	09/15/20 00:19	
1,2-Dibromo-3-chloropropane	ug/L	ND	1.0	09/15/20 00:19	
1,2-Dibromoethane (EDB)	ug/L	ND	0.50	09/15/20 00:19	
1,2-Dichlorobenzene	ug/L	ND	0.50	09/15/20 00:19	
1,2-Dichloroethane	ug/L	ND	0.50	09/15/20 00:19	
1,2-Dichloropropane	ug/L	ND	0.50	09/15/20 00:19	
1,3,5-Trimethylbenzene	ug/L	ND	0.50	09/15/20 00:19	
1,3-Dichlorobenzene	ug/L	ND	0.50	09/15/20 00:19	
1,3-Dichloropropane	ug/L	ND	0.50	09/15/20 00:19	
1,4-Dichlorobenzene	ug/L	ND	0.50	09/15/20 00:19	
2,2-Dichloropropane	ug/L	ND	0.50	09/15/20 00:19	
2-Chlorotoluene	ug/L	ND	0.50	09/15/20 00:19	
4-Chlorotoluene	ug/L	ND	0.50	09/15/20 00:19	
Benzene	ug/L	ND	0.50	09/15/20 00:19	
Bromobenzene	ug/L	ND	0.50	09/15/20 00:19	
Bromochloromethane	ug/L	ND	0.50	09/15/20 00:19	
Bromodichloromethane	ug/L	ND	0.50	09/15/20 00:19	
Bromoform	ug/L	ND	0.50	09/15/20 00:19	
Bromomethane	ug/L	ND	5.0	09/15/20 00:19	
Carbon tetrachloride	ug/L	ND	0.50	09/15/20 00:19	
Chlorobenzene	ug/L	ND	0.50	09/15/20 00:19	
Chloroethane	ug/L	ND	1.0	09/15/20 00:19	
Chloroform	ug/L	ND	0.50	09/15/20 00:19	
Chloromethane	ug/L	ND	1.0	09/15/20 00:19	
cis-1,2-Dichloroethene	ug/L	ND	0.50	09/15/20 00:19	
cis-1,3-Dichloropropene	ug/L	ND	0.50	09/15/20 00:19	
Dibromochloromethane	ug/L	ND	0.50	09/15/20 00:19	
Dibromomethane	ug/L	ND	0.50	09/15/20 00:19	
Dichlorodifluoromethane	ug/L	ND	0.50	09/15/20 00:19	
Diisopropyl ether	ug/L	ND	0.50	09/15/20 00:19	

Results presented on this page are in the units indicated by the "Units" column except where an alternate unit is presented to the right of the result.

REPORT OF LABORATORY ANALYSIS

This report shall not be reproduced, except in full,
without the written consent of Pace Analytical Services, LLC.

Pace Analytical Services, LLC
9800 Kincey Ave. Suite 100
Huntersville, NC 28078
(704)875-9092

QUALITY CONTROL DATA

Project: Colonial Pipeline (9/13 GW)
Pace Project No.: 92495239

METHOD BLANK: 3000653 Matrix: Water
Associated Lab Samples: 92495239001, 92495239002, 92495239003, 92495239004

Parameter	Units	Blank Result	Reporting Limit	Analyzed	Qualifiers
Ethylbenzene	ug/L	ND	0.50	09/15/20 00:19	
Hexachloro-1,3-butadiene	ug/L	ND	2.0	09/15/20 00:19	
Isopropylbenzene (Cumene)	ug/L	ND	0.50	09/15/20 00:19	
m&p-Xylene	ug/L	ND	1.0	09/15/20 00:19	
Methyl-tert-butyl ether	ug/L	ND	0.50	09/15/20 00:19	
Methylene Chloride	ug/L	ND	2.0	09/15/20 00:19	
n-Butylbenzene	ug/L	ND	0.50	09/15/20 00:19	
n-Propylbenzene	ug/L	ND	0.50	09/15/20 00:19	
Naphthalene	ug/L	ND	2.0	09/15/20 00:19	
o-Xylene	ug/L	ND	0.50	09/15/20 00:19	
sec-Butylbenzene	ug/L	ND	0.50	09/15/20 00:19	
Styrene	ug/L	ND	0.50	09/15/20 00:19	
tert-Butylbenzene	ug/L	ND	0.50	09/15/20 00:19	
Tetrachloroethene	ug/L	ND	0.50	09/15/20 00:19	
Toluene	ug/L	ND	0.50	09/15/20 00:19	
trans-1,2-Dichloroethene	ug/L	ND	0.50	09/15/20 00:19	
trans-1,3-Dichloropropene	ug/L	ND	0.50	09/15/20 00:19	
Trichloroethene	ug/L	ND	0.50	09/15/20 00:19	
Trichlorofluoromethane	ug/L	ND	1.0	09/15/20 00:19	
Vinyl chloride	ug/L	ND	1.0	09/15/20 00:19	
1,2-Dichloroethane-d4 (S)	%	85	70-130	09/15/20 00:19	
4-Bromofluorobenzene (S)	%	94	70-130	09/15/20 00:19	
Toluene-d8 (S)	%	98	70-130	09/15/20 00:19	

LABORATORY CONTROL SAMPLE: 3000654

Parameter	Units	Spike Conc.	LCS Result	LCS % Rec	% Rec Limits	Qualifiers
1,1,1,2-Tetrachloroethane	ug/L	50	53.2	106	60-140	
1,1,1-Trichloroethane	ug/L	50	46.5	93	60-140	
1,1,2,2-Tetrachloroethane	ug/L	50	54.3	109	60-140	
1,1,2-Trichloroethane	ug/L	50	50.7	101	60-140	
1,1-Dichloroethane	ug/L	50	46.8	94	60-140	
1,1-Dichloroethene	ug/L	50	47.0	94	60-140	
1,1-Dichloropropene	ug/L	50	48.3	97	60-140	
1,2,3-Trichlorobenzene	ug/L	50	53.7	107	60-140	
1,2,3-Trichloropropane	ug/L	50	51.5	103	60-140	
1,2,4-Trichlorobenzene	ug/L	50	55.8	112	60-140	
1,2,4-Trimethylbenzene	ug/L	50	52.7	105	60-140	
1,2-Dibromo-3-chloropropane	ug/L	50	54.8	110	60-140	
1,2-Dibromoethane (EDB)	ug/L	50	55.2	110	60-140	
1,2-Dichlorobenzene	ug/L	50	53.7	107	60-140	
1,2-Dichloroethane	ug/L	50	39.8	80	60-140	
1,2-Dichloropropane	ug/L	50	51.9	104	60-140	
1,3,5-Trimethylbenzene	ug/L	50	52.4	105	60-140	

Results presented on this page are in the units indicated by the "Units" column except where an alternate unit is presented to the right of the result.

REPORT OF LABORATORY ANALYSIS

This report shall not be reproduced, except in full,
without the written consent of Pace Analytical Services, LLC.

Pace Analytical Services, LLC
9800 Kincey Ave. Suite 100
Huntersville, NC 28078
(704)875-9092

QUALITY CONTROL DATA

Project: Colonial Pipeline (9/13 GW)
Pace Project No.: 92495239

LABORATORY CONTROL SAMPLE: 3000654

Parameter	Units	Spike Conc.	LCS Result	LCS % Rec	% Rec Limits	Qualifiers
1,3-Dichlorobenzene	ug/L	50	53.9	108	60-140	
1,3-Dichloropropane	ug/L	50	55.1	110	60-140	
1,4-Dichlorobenzene	ug/L	50	53.6	107	60-140	
2,2-Dichloropropane	ug/L	50	44.6	89	60-140	
2-Chlorotoluene	ug/L	50	53.5	107	60-140	
4-Chlorotoluene	ug/L	50	52.0	104	60-140	
Benzene	ug/L	50	50.5	101	60-140	
Bromobenzene	ug/L	50	52.9	106	60-140	
Bromochloromethane	ug/L	50	50.1	100	60-140	
Bromodichloromethane	ug/L	50	44.8	90	60-140	
Bromoform	ug/L	50	53.8	108	60-140	
Bromomethane	ug/L	50	42.4	85	60-140	
Carbon tetrachloride	ug/L	50	49.4	99	60-140	
Chlorobenzene	ug/L	50	53.4	107	60-140	
Chloroethane	ug/L	50	32.1	64	60-140	
Chloroform	ug/L	50	43.5	87	60-140	
Chloromethane	ug/L	50	46.3	93	60-140	
cis-1,2-Dichloroethene	ug/L	50	46.1	92	60-140	
cis-1,3-Dichloropropene	ug/L	50	52.8	106	60-140	
Dibromochloromethane	ug/L	50	54.2	108	60-140	
Dibromomethane	ug/L	50	51.4	103	60-140	
Dichlorodifluoromethane	ug/L	50	44.2	88	60-140	
Diisopropyl ether	ug/L	50	45.7	91	60-140	
Ethylbenzene	ug/L	50	52.9	106	60-140	
Hexachloro-1,3-butadiene	ug/L	50	56.0	112	60-140	
Isopropylbenzene (Cumene)	ug/L	50	53.3	107	60-140	
m&p-Xylene	ug/L	100	104	104	60-140	
Methyl-tert-butyl ether	ug/L	50	45.6	91	60-140	
Methylene Chloride	ug/L	50	41.9	84	60-140	
n-Butylbenzene	ug/L	50	53.2	106	60-140	
n-Propylbenzene	ug/L	50	52.9	106	60-140	
Naphthalene	ug/L	50	56.2	112	60-140	
o-Xylene	ug/L	50	52.7	105	60-140	
sec-Butylbenzene	ug/L	50	53.7	107	60-140	
Styrene	ug/L	50	55.1	110	60-140	
tert-Butylbenzene	ug/L	50	44.5	89	60-140	
Tetrachloroethene	ug/L	50	55.1	110	60-140	
Toluene	ug/L	50	50.4	101	60-140	
trans-1,2-Dichloroethene	ug/L	50	47.4	95	60-140	
trans-1,3-Dichloropropene	ug/L	50	49.6	99	60-140	
Trichloroethene	ug/L	50	52.3	105	60-140	
Trichlorofluoromethane	ug/L	50	45.4	91	60-140	
Vinyl chloride	ug/L	50	48.5	97	60-140	
1,2-Dichloroethane-d4 (S)	%			84	70-130	
4-Bromofluorobenzene (S)	%			98	70-130	
Toluene-d8 (S)	%			97	70-130	

Results presented on this page are in the units indicated by the "Units" column except where an alternate unit is presented to the right of the result.

REPORT OF LABORATORY ANALYSIS

This report shall not be reproduced, except in full,
without the written consent of Pace Analytical Services, LLC.

Pace Analytical Services, LLC
9800 Kincey Ave. Suite 100
Huntersville, NC 28078
(704)875-9092

QUALITY CONTROL DATA

Project: Colonial Pipeline (9/13 GW)
Pace Project No.: 92495239

MATRIX SPIKE & MATRIX SPIKE DUPLICATE: 3000993 3000994

Parameter	Units	92495239001 Result	MS Spike Conc.	MSD Spike Conc.	MS Result	MSD Result	MS % Rec	MSD % Rec	% Rec Limits	RPD	Qual
1,1,1,2-Tetrachloroethane	ug/L	ND	20	20	21.6	20.8	108	104	60-140	3	
1,1,1-Trichloroethane	ug/L	ND	20	20	20.5	19.5	103	97	60-140	5	
1,1,2,2-Tetrachloroethane	ug/L	ND	20	20	20.2	20.0	101	100	60-140	1	
1,1,2-Trichloroethane	ug/L	ND	20	20	20.8	20.3	104	101	60-140	2	
1,1-Dichloroethane	ug/L	ND	20	20	20.0	19.3	100	96	60-140	4	
1,1-Dichloroethene	ug/L	ND	20	20	21.9	20.8	109	104	60-140	5	
1,1-Dichloropropene	ug/L	ND	20	20	21.0	19.8	105	99	60-140	6	
1,2,3-Trichlorobenzene	ug/L	ND	20	20	18.7	20.7	93	103	60-140	10	
1,2,3-Trichloropropane	ug/L	ND	20	20	20.1	19.6	100	98	60-140	2	
1,2,4-Trichlorobenzene	ug/L	ND	20	20	20.2	21.3	101	106	60-140	5	
1,2,4-Trimethylbenzene	ug/L	ND	20	20	21.0	20.7	105	104	60-140	1	
1,2-Dibromo-3-chloropropane	ug/L	ND	20	20	19.4	19.6	97	98	60-140	1	
1,2-Dibromoethane (EDB)	ug/L	ND	20	20	22.0	20.9	110	105	60-140	5	
1,2-Dichlorobenzene	ug/L	ND	20	20	20.6	20.5	103	103	60-140	0	
1,2-Dichloroethane	ug/L	ND	20	20	16.7	15.7	83	79	60-140	6	
1,2-Dichloropropane	ug/L	ND	20	20	21.7	21.1	109	105	60-140	3	
1,3,5-Trimethylbenzene	ug/L	ND	20	20	21.4	21.2	107	106	60-140	1	
1,3-Dichlorobenzene	ug/L	ND	20	20	20.7	20.8	104	104	60-140	0	
1,3-Dichloropropane	ug/L	ND	20	20	22.3	21.5	111	108	60-140	3	
1,4-Dichlorobenzene	ug/L	ND	20	20	20.7	20.6	104	103	60-140	0	
2,2-Dichloropropane	ug/L	ND	20	20	20.6	19.4	103	97	60-140	6	
2-Chlorotoluene	ug/L	ND	20	20	21.5	21.5	108	107	60-140	0	
4-Chlorotoluene	ug/L	ND	20	20	20.7	20.4	103	102	60-140	1	
Benzene	ug/L	ND	20	20	22.1	20.7	110	104	60-140	6	
Bromobenzene	ug/L	ND	20	20	21.1	21.2	105	106	60-140	0	
Bromochloromethane	ug/L	ND	20	20	21.1	20.0	106	100	60-140	5	
Bromodichloromethane	ug/L	0.70	20	20	20.0	18.9	96	91	60-140	6	
Bromoform	ug/L	ND	20	20	19.8	19.6	99	98	60-140	1	
Bromomethane	ug/L	ND	20	20	16.0	18.3	80	92	60-140	13	
Carbon tetrachloride	ug/L	ND	20	20	22.6	21.7	113	108	60-140	4	
Chlorobenzene	ug/L	ND	20	20	22.2	21.6	111	108	60-140	3	
Chloroethane	ug/L	ND	20	20	19.8	18.8	99	94	60-140	5	
Chloroform	ug/L	4.4	20	20	23.2	22.4	94	90	60-140	3	
Chloromethane	ug/L	ND	20	20	19.5	19.7	97	98	60-140	1	
cis-1,2-Dichloroethene	ug/L	ND	20	20	19.6	18.8	98	94	60-140	4	
cis-1,3-Dichloropropene	ug/L	ND	20	20	22.4	21.4	112	107	60-140	5	
Dibromochloromethane	ug/L	ND	20	20	21.3	20.4	106	102	60-140	4	
Dibromomethane	ug/L	ND	20	20	21.5	20.2	107	101	60-140	6	
Dichlorodifluoromethane	ug/L	ND	20	20	23.4	22.9	117	115	60-140	2	
Diisopropyl ether	ug/L	ND	20	20	19.0	17.9	95	89	60-140	6	
Ethylbenzene	ug/L	ND	20	20	22.2	21.7	111	108	60-140	3	
Hexachloro-1,3-butadiene	ug/L	ND	20	20	22.6	23.2	113	116	60-140	3	
Isopropylbenzene (Cumene)	ug/L	ND	20	20	22.5	21.8	112	109	60-140	3	
m&p-Xylene	ug/L	ND	40	40	43.6	42.1	109	105	60-140	3	
Methyl-tert-butyl ether	ug/L	ND	20	20	18.5	17.9	92	90	60-140	3	
Methylene Chloride	ug/L	ND	20	20	18.4	17.4	92	87	60-140	5	

Results presented on this page are in the units indicated by the "Units" column except where an alternate unit is presented to the right of the result.

REPORT OF LABORATORY ANALYSIS

This report shall not be reproduced, except in full,
without the written consent of Pace Analytical Services, LLC.

Pace Analytical Services, LLC
9800 Kincey Ave. Suite 100
Huntersville, NC 28078
(704)875-9092

QUALITY CONTROL DATA

Project: Colonial Pipeline (9/13 GW)
Pace Project No.: 92495239

MATRIX SPIKE & MATRIX SPIKE DUPLICATE: 3000993 3000994

Parameter	Units	92495239001 Result	MS Spike Conc.	MSD Spike Conc.	MS Result	MSD Result	MS % Rec	MSD % Rec	% Rec Limits	RPD	Qual
n-Butylbenzene	ug/L	ND	20	20	21.5	21.5	108	107	60-140	0	
n-Propylbenzene	ug/L	ND	20	20	21.9	21.9	110	109	60-140	0	
Naphthalene	ug/L	ND	20	20	18.0	19.9	90	100	60-140	10	
o-Xylene	ug/L	ND	20	20	21.8	21.3	109	107	60-140	2	
sec-Butylbenzene	ug/L	ND	20	20	22.4	22.3	112	112	60-140	0	
Styrene	ug/L	ND	20	20	22.0	21.5	110	107	60-140	2	
tert-Butylbenzene	ug/L	ND	20	20	18.4	18.5	92	92	60-140	1	
Tetrachloroethene	ug/L	ND	20	20	23.5	22.4	118	112	60-140	5	
Toluene	ug/L	ND	20	20	22.2	21.1	111	106	60-140	5	
trans-1,2-Dichloroethene	ug/L	ND	20	20	20.7	19.7	103	99	60-140	5	
trans-1,3-Dichloropropene	ug/L	ND	20	20	20.7	19.5	103	97	60-140	6	
Trichloroethene	ug/L	ND	20	20	23.4	22.3	117	112	60-140	5	
Trichlorofluoromethane	ug/L	ND	20	20	24.3	23.0	121	115	60-140	6	
Vinyl chloride	ug/L	ND	20	20	22.8	21.5	114	107	60-140	6	
1,2-Dichloroethane-d4 (S)	%						84	86	70-130		
4-Bromofluorobenzene (S)	%						98	97	70-130		
Toluene-d8 (S)	%						99	94	70-130		

Results presented on this page are in the units indicated by the "Units" column except where an alternate unit is presented to the right of the result.

REPORT OF LABORATORY ANALYSIS

This report shall not be reproduced, except in full,
without the written consent of Pace Analytical Services, LLC.

Pace Analytical Services, LLC
9800 Kincey Ave. Suite 100
Huntersville, NC 28078
(704)875-9092

QUALITY CONTROL DATA

Project: Colonial Pipeline (9/13 GW)
Pace Project No.: 92495239

QC Batch: 566359
QC Batch Method: EPA 504.1
Analysis Method: EPA 504.1
Analysis Description: GCS 504 EDB DBCP
Laboratory: Pace Analytical Services - Charlotte
Associated Lab Samples: 92495239001, 92495239002

METHOD BLANK: 3001566 Matrix: Water
Associated Lab Samples: 92495239001, 92495239002

Parameter	Units	Blank Result	Reporting Limit	Analyzed	Qualifiers
1,2-Dibromoethane (EDB)	ug/L	ND	0.020	09/15/20 12:09	
1-Chloro-2-bromopropane (S)	%	105	70-130	09/15/20 12:09	

LABORATORY CONTROL SAMPLE & LCSD: 3001567 3001568

Parameter	Units	Spike Conc.	LCS Result	LCSD Result	LCS % Rec	LCSD % Rec	% Rec Limits	RPD	Max RPD	Qualifiers
1,2-Dibromoethane (EDB)	ug/L	0.25	0.28	0.25	115	100	70-130	14	20	
1-Chloro-2-bromopropane (S)	%				108	98	70-130			

MATRIX SPIKE & MATRIX SPIKE DUPLICATE: 3001570 3001571

Parameter	Units	92495239002 Result	MS Spike Conc.	MSD Spike Conc.	MS Result	MSD Result	MS % Rec	MSD % Rec	% Rec Limits	RPD	Qual
1,2-Dibromoethane (EDB)	ug/L	ND	0.26	0.26	0.31	0.31	122	120	65-135	2	
1-Chloro-2-bromopropane (S)	%						115	112	70-130		

SAMPLE DUPLICATE: 3001569

Parameter	Units	92495239001 Result	Dup Result	RPD	Qualifiers
1,2-Dibromoethane (EDB)	ug/L	ND	ND		
1-Chloro-2-bromopropane (S)	%	117	109		

Results presented on this page are in the units indicated by the "Units" column except where an alternate unit is presented to the right of the result.

REPORT OF LABORATORY ANALYSIS

This report shall not be reproduced, except in full,
without the written consent of Pace Analytical Services, LLC.

Pace Analytical Services, LLC
9800 Kincey Ave. Suite 100
Huntersville, NC 28078
(704)875-9092

QUALIFIERS

Project: Colonial Pipeline (9/13 GW)
Pace Project No.: 92495239

DEFINITIONS

DF - Dilution Factor, if reported, represents the factor applied to the reported data due to dilution of the sample aliquot.

ND - Not Detected at or above adjusted reporting limit.

TNTC - Too Numerous To Count

J - Estimated concentration above the adjusted method detection limit and below the adjusted reporting limit.

MDL - Adjusted Method Detection Limit.

PQL - Practical Quantitation Limit.

RL - Reporting Limit - The lowest concentration value that meets project requirements for quantitative data with known precision and bias for a specific analyte in a specific matrix.

S - Surrogate

1,2-Diphenylhydrazine decomposes to and cannot be separated from Azobenzene using Method 8270. The result for each analyte is a combined concentration.

Consistent with EPA guidelines, unrounded data are displayed and have been used to calculate % recovery and RPD values.

LCS(D) - Laboratory Control Sample (Duplicate)

MS(D) - Matrix Spike (Duplicate)

DUP - Sample Duplicate

RPD - Relative Percent Difference

NC - Not Calculable.

SG - Silica Gel - Clean-Up

U - Indicates the compound was analyzed for, but not detected.

Acid preservation may not be appropriate for 2 Chloroethylvinyl ether.

A separate vial preserved to a pH of 4-5 is recommended in SW846 Chapter 4 for the analysis of Acrolein and Acrylonitrile by EPA Method 8260.

N-Nitrosodiphenylamine decomposes and cannot be separated from Diphenylamine using Method 8270. The result reported for each analyte is a combined concentration.

Pace Analytical is TNI accredited. Contact your Pace PM for the current list of accredited analytes.

TNI - The NELAC Institute.

This report shall not be reproduced, except in full,
without the written consent of Pace Analytical Services, LLC.

Pace Analytical Services, LLC
9800 Kincey Ave. Suite 100
Huntersville, NC 28078
(704)875-9092

QUALITY CONTROL DATA CROSS REFERENCE TABLE

Project: Colonial Pipeline (9/13 GW)
Pace Project No.: 92495239

Lab ID	Sample ID	QC Batch Method	QC Batch	Analytical Method	Analytical Batch
92495239001	**MW-14**	EPA 504.1	566359	EPA 504.1	566428
92495239002	**MW-31**	EPA 504.1	566359	EPA 504.1	566428
92495239001	**MW-14**	MADEPV	1543465	MADEP VPH	1543465
92495239002	**MW-31**	MADEPV	1543465	MADEP VPH	1543465
92495239003	**MW-08**	MADEPV	1543465	MADEP VPH	1543465
92495239001	**MW-14**	EPA 3010A	566320	EPA 6010D	566343
92495239002	**MW-31**	EPA 3010A	566320	EPA 6010D	566343
92495239003	**MW-08**	EPA 3010A	566320	EPA 6010D	566343
92495239001	**MW-14**	SM 6200B	566150		
92495239002	**MW-31**	SM 6200B	566150		
92495239003	**MW-08**	SM 6200B	566150		
92495239004	**Trip Blank-06**	SM 6200B	566150		

This report shall not be reproduced, except in full,
without the written consent of Pace Analytical Services, LLC.

Pace Analytical	Document Name: Sample Condition Upon Receipt(SCUR)	Document Revised: February 7, 2018 Page 1 of 2
	Document No.: F-CAR-CS-033-Rev.06	Issuing Authority: Pace Carolinas Quality Office

Laboratory receiving samples: Asheville ☐ Eden ☐ Greenwood ☐ Huntersville ☒ Raleigh ☐ Mechanicsville ☐

Sample Condition Upon Receipt

Client Name: AECOM

Project # WO# : 92495239

92495239

Courier: ☐ Commercial ☐ Fed Ex ☐ Pace ☐ UPS ☐ USPS ☐ Other:____ ☐ Client

Custody Seal Present? ☐ Yes ☒ No **Seals Intact?** ☐ Yes ☒ No

Date/Initials Person Examining Contents: DD 9/14/20

Packing Material: ☐ Bubble Wrap ☒ Bubble Bags ☐ None ☐ Other

Biological Tissue Frozen? ☐ Yes ☐ No ☒ N/A

Thermometer: ☐ IR Gun ID: 92T061

Type of Ice: ☒ Wet ☐ Blue ☐ None

Cooler Temp (°C): 1.5 **Correction Factor:** Add/Subtract (°C) 0.0

Cooler Temp Corrected (°C): 1.5

Temp should be above freezing to 6°C

☐ Samples out of temp criteria. Samples on ice, cooling process has begun

USDA Regulated Soil (☒ N/A, water sample)

Did samples originate in a quarantine zone within the United States: CA, NY, or SC (check maps)? ☐ Yes ☐ No

Did samples originate from a foreign source (Internationally, including Hawaii and Puerto Rico)? ☐ Yes ☐ No

				Comments/Discrepancy:
Chain of Custody Present?	☒ Yes	☐ No	☐ N/A	1.
Samples Arrived within Hold Time?	☒ Yes	☐ No	☐ N/A	2.
Short Hold Time Analysis (<72 hr.)?	☐ Yes	☒ No	☐ N/A	3.
Rush Turn Around Time Requested?	☐ Yes	☒ No	☐ N/A	4.
Sufficient Volume?	☒ Yes	☐ No	☐ N/A	5.
Correct Containers Used?	☒ Yes	☐ No	☐ N/A	6.
-Pace Containers Used?	☒ Yes	☐ No	☐ N/A	
Containers Intact?	☒ Yes	☐ No	☐ N/A	7.
Dissolved analysis: Samples Field Filtered?	☐ Yes	☐ No	☐ N/A	8.
Sample Labels Match COC?	☐ Yes	☐ No	☐ N/A	9.
-Includes Date/Time/ID/Analysis Matrix: WT				
Headspace in VOA Vials (>5-6mm)?	☐ Yes	☒ No	☒ N/A	10.
Trip Blank Present?	☒ Yes	☐ No	☐ N/A	11.
Trip Blank Custody Seals Present?	☒ Yes	☐ No	☐ N/A	

COMMENTS/SAMPLE DISCREPANCY

Field Data Required? ☐ Yes ☐ No

Lot ID of split containers:

CLIENT NOTIFICATION/RESOLUTION

Person contacted: _____ Date/Time: _____

Project Manager SCURF Review: _____ Date: _____

Project Manager SRF Review: _____ Date: _____

***Check mark top half of box if pH and/or dechlorination is verified and within the acceptance range for preservation samples.**

Exceptions: VOA, Coliform, TOC, Oil and Grease, DRO/8015 (water) DOC, LLHg

****Bottom half of box is to list number of bottle**

Project # **WO# : 92495239**

PM: NMG Due Date: 09/15/20

CLIENT: 92-AECOM CHA

Item#	BP4U-125 mL Plastic Unpreserved (N/A) (Cl-)	BP3U-250 mL Plastic Unpreserved (N/A)	BP2U-500 mL Plastic Unpreserved (N/A)	BP1U-1 liter Plastic Unpreserved (N/A)	BP4S-125 mL Plastic H2SO4 (pH < 2) (Cl-)	BP3N-250 mL plastic HNO3 (pH < 2)	BP4Z-125 mL Plastic ZN Acetate & NaOH (>9)	BP4C-125 mL Plastic NaOH (pH > 12) (Cl-)	WGFU-Wide-mouthed Glass Jar Unpreserved	AG1U-1 liter Amber Unpreserved (N/A) (Cl-)	AG1H-1 liter Amber HCl (pH < 2)	AG3U-250 mL Amber Unpreserved (N/A) (Cl-)	AG1S-1 liter Amber H2SO4 (pH < 2)	AG3S-250 mL Amber H2SO4 (pH < 2)	AG3A(DG3A)-250 mL Amber NH4Cl (N/A)(Cl-)	DG9H-40 mL VOA HCl (N/A)	VG9T-40 mL VOA Na2S2O3 (N/A)	VG9U-40 mL VOA Unp (N/A)	DG9P-40 mL VOA H3PO4 (N/A)	VOAK (6 vials per kit)-5035 kit (N/A)	V/GK (3 vials per kit)-VPH/Gas kit (N/A)	SP5T-125 mL Sterile Plastic (N/A – lab)	SP2T-250 mL Sterile Plastic (N/A – lab)		BP3A-250 mL Plastic (NH2)2SO4 (9.3-9.7)	AG0U-100 mL Amber Unpreserved vials (N/A)	VSGU-20 mL Scintillation vials (N/A)	DG9U-40 mL Amber Unpreserved vials (N/A)
1						1										1	3											
2						1										1												
3						1										1	3											
4																2												
5																												
6																												
7																												
8																												
9																												
10																												
11																												
12																												

pH Adjustment Log for Preserved Samples

Sample ID	Type of Preservative	pH upon receipt	Date preservation adjusted	Time preservation adjusted	Amount of Preservative added	Lot #

Note: Whenever there is a discrepancy affecting North Carolina compliance samples, a copy of this form will be sent to the North Carolina DEHNR Certification Office (I.e. Out of hold, incorrect preservative, out of temp, incorrect containers.

Pace Analytical
WWW.PACELABS.COM

CHAIN-OF-CUSTODY / Analytical Request Document

The Chain-of-Custody is a LEGAL DOCUMENT. All relevant fields must be completed accurately.

Page : 1 Of 1

Section A – Required Client Information:	Section B – Required Project Information:	Section C – Invoice Information:
Company: AECOM, Charlotte	Report To: Wreschnig, Andrew	Attention:
Address: 6000 Fairview Road	Copy To:	Company Name:
Suite 200, Charlotte, NC 28210		Address:
Email: andrew.wreschnig@aecom.com	Purchase Order #:	Pace Quote:
Phone: (980)221-7831 Fax	Project Name: Colonial Pipeline	Pace Project Manager: nicole.gasiorowski@pacelabs.com,
Requested Due Date:	Project #:	Pace Profile #: 12518

Regulatory Agency:

State / Location: NC

Requested Analysis Filtered (Y/N)

ITEM #	SAMPLE ID (One Character per box. (A-Z, 0-9 / , -) Sample Ids must be unique)	MATRIX CODE (see valid codes to left)	SAMPLE TYPE (G=GRAB C=COMP)	COLLECTED START DATE	COLLECTED START TIME	COLLECTED END DATE	COLLECTED END TIME	SAMPLE TEMP AT COLLECTION	# OF CONTAINERS	Preservatives: Unpreserved	H2SO4	HNO3	HCl	NaOH	Na2S2O3	Methanol	Other	Analyses Test Y/N	6200	VPH	6010 Lead	504.1 EDB	Trip BLANK	Residual Chlorine (Y/N)	924495239
1	MW-14	WW	G			9/13/20	1325	19	11			X	X				X		X	X	X	X			001
2	MW-08	WW	G			9/13/20	1345	19	8			X	X						X	X	X				003
3	MW-31	WW	G			9/13/20	1215	19	11			X	X				X		X	X	X	X			002
4	Trip Blank-06	WW	G			9/13/20							X						X				X		004
5																									
6																									
7																									
8																									
9																									
10																									
11																									
12																									

MATRIX CODE: Drinking Water DW; Water WT; Waste Water WW; Product P; Soil/Solid SL; Oil OL; Wipe WP; Air AR; Other OT; Tissue TS

ADDITIONAL COMMENTS	RELINQUISHED BY / AFFILIATION	DATE	TIME	ACCEPTED BY / AFFILIATION	DATE	TIME	SAMPLE CONDITIONS			
	Randy Morgan AECOM	9/14/20	9:50	BJB PACE HVL	9/14/20	9:50	1.5	Y	N	Y

SAMPLER NAME AND SIGNATURE

PRINT Name of SAMPLER: Randy Morgan

SIGNATURE of SAMPLER: Randy Morgan

DATE Signed: 9-13-20

TEMP in C	Received on Ice (Y/N)	Custody Sealed Cooler (Y/N)	Samples Intact (Y/N)

Pace Analytical Services, LLC
9800 Kincey Ave. Suite 100
Huntersville, NC 28078
(704)875-9092

September 16, 2020

Andrew Wreschnig
AECOM
6000 Fairview Road
Suite 200
Charlotte, NC 28210

RE: Project: Colonial Pipeline (9/13 GW)
Pace Project No.: 92495241

Dear Andrew Wreschnig:

Enclosed are the analytical results for sample(s) received by the laboratory on September 14, 2020. The results relate only to the samples included in this report. Results reported herein conform to the applicable TNI/NELAC Standards and the laboratory's Quality Manual, where applicable, unless otherwise noted in the body of the report.

The test results provided in this final report were generated by each of the following laboratories within the Pace Network:

- Pace National - Mt. Juliet
- Pace Analytical Services - Asheville
- Pace Analytical Services - Charlotte

If you have any questions concerning this report, please feel free to contact me.

Sincerely,

Nicole Gasiorowski
nicole.gasiorowski@pacelabs.com
(704)875-9092
Project Manager

Enclosures

cc: Jeff Morrison, Colonial Pipeline Company

This report shall not be reproduced, except in full,
without the written consent of Pace Analytical Services, LLC.

Pace Analytical Services, LLC
9800 Kincey Ave. Suite 100
Huntersville, NC 28078
(704)875-9092

CERTIFICATIONS

Project: Colonial Pipeline (9/13 GW)
Pace Project No.: 92495241

Pace Analytical Services National

12065 Lebanon Road, Mt. Juliet, TN 37122
Alabama Certification #: 40660
Alaska Certification 17-026
Arizona Certification #: AZ0612
Arkansas Certification #: 88-0469
California Certification #: 2932
Canada Certification #: 1461.01
Colorado Certification #: TN00003
Connecticut Certification #: PH-0197
DOD Certification: #1461.01
EPA# TN00003
Florida Certification #: E87487
Georgia DW Certification #: 923
Georgia Certification: NELAP
Idaho Certification #: TN00003
Illinois Certification #: 200008
Indiana Certification #: C-TN-01
Iowa Certification #: 364
Kansas Certification #: E-10277
Kentucky UST Certification #: 16
Kentucky Certification #: 90010
Louisiana Certification #: AI30792
Louisiana DW Certification #: LA180010
Maine Certification #: TN0002
Maryland Certification #: 324
Massachusetts Certification #: M-TN003
Michigan Certification #: 9958
Minnesota Certification #: 047-999-395
Mississippi Certification #: TN00003
Missouri Certification #: 340
Montana Certification #: CERT0086
Nebraska Certification #: NE-OS-15-05
Nevada Certification #: TN-03-2002-34
New Hampshire Certification #: 2975
New Jersey Certification #: TN002
New Mexico DW Certification
New York Certification #: 11742
North Carolina Aquatic Toxicity Certification #: 41
North Carolina Drinking Water Certification #: 21704
North Carolina Environmental Certificate #: 375
North Dakota Certification #: R-140
Ohio VAP Certification #: CL0069
Oklahoma Certification #: 9915
Oregon Certification #: TN200002
Pennsylvania Certification #: 68-02979
Rhode Island Certification #: LAO00356
South Carolina Certification #: 84004
South Dakota Certification
Tennessee DW/Chem/Micro Certification #: 2006
Texas Certification #: T 104704245-17-14
Texas Mold Certification #: LAB0152
USDA Soil Permit #: P330-15-00234
Utah Certification #: TN00003
Virginia Certification #: VT2006
Vermont Dept. of Health: ID# VT-2006
Virginia Certification #: 460132
Washington Certification #: C847
West Virginia Certification #: 233
Wisconsin Certification #: 9980939910
Wyoming UST Certification #: via A2LA 2926.01
A2LA-ISO 17025 Certification #: 1461.01
A2LA-ISO 17025 Certification #: 1461.02
AIHA-LAP/LLC EMLAP Certification #:100789

Pace Analytical Services Charlotte

9800 Kincey Ave. Ste 100, Huntersville, NC 28078
Louisiana/NELAP Certification # LA170028
North Carolina Drinking Water Certification #: 37706
North Carolina Field Services Certification #: 5342
North Carolina Wastewater Certification #: 12
South Carolina Certification #: 99006001
Florida/NELAP Certification #: E87627
Kentucky UST Certification #: 84
Virginia/VELAP Certification #: 460221

Pace Analytical Services Asheville

2225 Riverside Drive, Asheville, NC 28804
Florida/NELAP Certification #: E87648
Massachusetts Certification #: M-NC030
North Carolina Drinking Water Certification #: 37712
North Carolina Wastewater Certification #: 40
South Carolina Certification #: 99030001
Virginia/VELAP Certification #: 460222

REPORT OF LABORATORY ANALYSIS

This report shall not be reproduced, except in full,
without the written consent of Pace Analytical Services, LLC.

Pace Analytical Services, LLC
9800 Kincey Ave. Suite 100
Huntersville, NC 28078
(704)875-9092

SAMPLE ANALYTE COUNT

Project: Colonial Pipeline (9/13 GW)
Pace Project No.: 92495241

Lab ID	Sample ID	Method	Analysts	Analytes Reported	Laboratory
92495241001	**MW-29**	EPA 504.1	JMS1	2	PASI-C
		MADEP VPH	BMB	6	PAN
		EPA 6010D	SH1	1	PASI-A
		SM 6200B	CL	62	PASI-C
92495241002	**MW-09**	MADEP VPH	BMB	6	PAN
		EPA 6010D	SH1	1	PASI-A
		SM 6200B	CL	63	PASI-C
92495239004	**Trip Blank-06**	SM 6200B	CL	63	PASI-C

PAN = Pace National - Mt. Juliet
PASI-A = Pace Analytical Services - Asheville
PASI-C = Pace Analytical Services - Charlotte

This report shall not be reproduced, except in full,
without the written consent of Pace Analytical Services, LLC.

Pace Analytical Services, LLC
9800 Kincey Ave. Suite 100
Huntersville, NC 28078
(704)875-9092

ANALYTICAL RESULTS

Project: Colonial Pipeline (9/13 GW)
Pace Project No.: 92495241

Sample: MW-29 **Lab ID: 92495241001** Collected: 09/13/20 10:20 Received: 09/14/20 09:50 Matrix: Water

Parameters	Results	Units	Report Limit	DF	Prepared	Analyzed	CAS No.	Qual
504 GCS EDB and DBCP	Analytical Method: EPA 504.1 Preparation Method: EPA 504.1 Pace Analytical Services - Charlotte							
1,2-Dibromoethane (EDB)	ND	ug/L	0.020	1	09/15/20 08:15	09/15/20 13:43	106-93-4	
Surrogates								
1-Chloro-2-bromopropane (S)	102	%	70-130	1	09/15/20 08:15	09/15/20 13:43	301-79-56	
MADEPV	Analytical Method: MADEP VPH Preparation Method: MADEPV Pace National - Mt. Juliet							
Aliphatic (C05-C08)	ND	ug/L	100	1	09/15/20 18:10	09/15/20 18:10		
Aliphatic (C09-C12)	ND	ug/L	100	1	09/15/20 18:10	09/15/20 18:10		
Aromatic (C09-C10),Unadjusted	ND	ug/L	100	1	09/15/20 18:10	09/15/20 18:10	TPHC9C10A	
Total VPH	ND	ug/L	100	1	09/15/20 18:10	09/15/20 18:10	VPH	
Surrogates								
2,5-Dibromotoluene (FID)	91.3	%	70.0-130	1	09/15/20 18:10	09/15/20 18:10	615-59-8FID	
2,5-Dibromotoluene (PID)	84.0	%	70.0-130	1	09/15/20 18:10	09/15/20 18:10	615-59-8PID	
6010 MET ICP	Analytical Method: EPA 6010D Preparation Method: EPA 3010A Pace Analytical Services - Asheville							
Lead	ND	ug/L	5.0	1	09/15/20 01:58	09/15/20 13:04	7439-92-1	
6200B MSV	Analytical Method: SM 6200B Pace Analytical Services - Charlotte							
Benzene	ND	ug/L	0.50	1		09/15/20 01:51	71-43-2	
Bromobenzene	ND	ug/L	0.50	1		09/15/20 01:51	108-86-1	
Bromochloromethane	ND	ug/L	0.50	1		09/15/20 01:51	74-97-5	
Bromodichloromethane	ND	ug/L	0.50	1		09/15/20 01:51	75-27-4	
Bromoform	ND	ug/L	0.50	1		09/15/20 01:51	75-25-2	
Bromomethane	ND	ug/L	5.0	1		09/15/20 01:51	74-83-9	
n-Butylbenzene	ND	ug/L	0.50	1		09/15/20 01:51	104-51-8	
sec-Butylbenzene	ND	ug/L	0.50	1		09/15/20 01:51	135-98-8	
tert-Butylbenzene	ND	ug/L	0.50	1		09/15/20 01:51	98-06-6	
Carbon tetrachloride	ND	ug/L	0.50	1		09/15/20 01:51	56-23-5	
Chlorobenzene	ND	ug/L	0.50	1		09/15/20 01:51	108-90-7	
Chloroethane	ND	ug/L	1.0	1		09/15/20 01:51	75-00-3	
Chloroform	**2.8**	ug/L	0.50	1		09/15/20 01:51	67-66-3	
Chloromethane	ND	ug/L	1.0	1		09/15/20 01:51	74-87-3	
2-Chlorotoluene	ND	ug/L	0.50	1		09/15/20 01:51	95-49-8	
4-Chlorotoluene	ND	ug/L	0.50	1		09/15/20 01:51	106-43-4	
1,2-Dibromo-3-chloropropane	ND	ug/L	1.0	1		09/15/20 01:51	96-12-8	
Dibromochloromethane	ND	ug/L	0.50	1		09/15/20 01:51	124-48-1	
Dibromomethane	ND	ug/L	0.50	1		09/15/20 01:51	74-95-3	
1,2-Dichlorobenzene	ND	ug/L	0.50	1		09/15/20 01:51	95-50-1	
1,3-Dichlorobenzene	ND	ug/L	0.50	1		09/15/20 01:51	541-73-1	
1,4-Dichlorobenzene	ND	ug/L	0.50	1		09/15/20 01:51	106-46-7	
Dichlorodifluoromethane	ND	ug/L	0.50	1		09/15/20 01:51	75-71-8	
1,1-Dichloroethane	ND	ug/L	0.50	1		09/15/20 01:51	75-34-3	
1,2-Dichloroethane	ND	ug/L	0.50	1		09/15/20 01:51	107-06-2	
1,1-Dichloroethene	ND	ug/L	0.50	1		09/15/20 01:51	75-35-4	

REPORT OF LABORATORY ANALYSIS

This report shall not be reproduced, except in full,
without the written consent of Pace Analytical Services, LLC.

Pace Analytical Services, LLC
9800 Kincey Ave. Suite 100
Huntersville, NC 28078
(704)875-9092

ANALYTICAL RESULTS

Project: Colonial Pipeline (9/13 GW)
Pace Project No.: 92495241

Sample: MW-29 **Lab ID: 92495241001** Collected: 09/13/20 10:20 Received: 09/14/20 09:50 Matrix: Water

Parameters	Results	Units	Report Limit	DF	Prepared	Analyzed	CAS No.	Qual
6200B MSV	Analytical Method: SM 6200B Pace Analytical Services - Charlotte							
cis-1,2-Dichloroethene	ND	ug/L	0.50	1		09/15/20 01:51	156-59-2	
trans-1,2-Dichloroethene	ND	ug/L	0.50	1		09/15/20 01:51	156-60-5	
1,2-Dichloropropane	ND	ug/L	0.50	1		09/15/20 01:51	78-87-5	
1,3-Dichloropropane	ND	ug/L	0.50	1		09/15/20 01:51	142-28-9	
2,2-Dichloropropane	ND	ug/L	0.50	1		09/15/20 01:51	594-20-7	
1,1-Dichloropropene	ND	ug/L	0.50	1		09/15/20 01:51	563-58-6	
cis-1,3-Dichloropropene	ND	ug/L	0.50	1		09/15/20 01:51	10061-01-5	
trans-1,3-Dichloropropene	ND	ug/L	0.50	1		09/15/20 01:51	10061-02-6	
Diisopropyl ether	ND	ug/L	0.50	1		09/15/20 01:51	108-20-3	
Ethylbenzene	ND	ug/L	0.50	1		09/15/20 01:51	100-41-4	
Hexachloro-1,3-butadiene	ND	ug/L	2.0	1		09/15/20 01:51	87-68-3	
Isopropylbenzene (Cumene)	ND	ug/L	0.50	1		09/15/20 01:51	98-82-8	
Methylene Chloride	ND	ug/L	2.0	1		09/15/20 01:51	75-09-2	
Methyl-tert-butyl ether	ND	ug/L	0.50	1		09/15/20 01:51	1634-04-4	
Naphthalene	ND	ug/L	2.0	1		09/15/20 01:51	91-20-3	
n-Propylbenzene	ND	ug/L	0.50	1		09/15/20 01:51	103-65-1	
Styrene	ND	ug/L	0.50	1		09/15/20 01:51	100-42-5	
1,1,1,2-Tetrachloroethane	ND	ug/L	0.50	1		09/15/20 01:51	630-20-6	
1,1,2,2-Tetrachloroethane	ND	ug/L	0.50	1		09/15/20 01:51	79-34-5	
Tetrachloroethene	ND	ug/L	0.50	1		09/15/20 01:51	127-18-4	
Toluene	ND	ug/L	0.50	1		09/15/20 01:51	108-88-3	
1,2,3-Trichlorobenzene	ND	ug/L	2.0	1		09/15/20 01:51	87-61-6	
1,2,4-Trichlorobenzene	ND	ug/L	2.0	1		09/15/20 01:51	120-82-1	
1,1,1-Trichloroethane	ND	ug/L	0.50	1		09/15/20 01:51	71-55-6	
1,1,2-Trichloroethane	ND	ug/L	0.50	1		09/15/20 01:51	79-00-5	
Trichloroethene	ND	ug/L	0.50	1		09/15/20 01:51	79-01-6	
Trichlorofluoromethane	ND	ug/L	1.0	1		09/15/20 01:51	75-69-4	
1,2,3-Trichloropropane	ND	ug/L	0.50	1		09/15/20 01:51	96-18-4	
1,2,4-Trimethylbenzene	ND	ug/L	0.50	1		09/15/20 01:51	95-63-6	
1,3,5-Trimethylbenzene	ND	ug/L	0.50	1		09/15/20 01:51	108-67-8	
Vinyl chloride	ND	ug/L	1.0	1		09/15/20 01:51	75-01-4	
m&p-Xylene	ND	ug/L	1.0	1		09/15/20 01:51	179601-23-1	
o-Xylene	ND	ug/L	0.50	1		09/15/20 01:51	95-47-6	
Surrogates								
1,2-Dichloroethane-d4 (S)	85	%	70-130	1		09/15/20 01:51	17060-07-0	
4-Bromofluorobenzene (S)	94	%	70-130	1		09/15/20 01:51	460-00-4	
Toluene-d8 (S)	100	%	70-130	1		09/15/20 01:51	2037-26-5	

REPORT OF LABORATORY ANALYSIS

This report shall not be reproduced, except in full,
without the written consent of Pace Analytical Services, LLC.

Pace Analytical Services, LLC
9800 Kincey Ave. Suite 100
Huntersville, NC 28078
(704)875-9092

ANALYTICAL RESULTS

Project: Colonial Pipeline (9/13 GW)
Pace Project No.: 92495241

Sample: MW-09 **Lab ID: 92495241002** Collected: 09/13/20 15:50 Received: 09/14/20 09:50 Matrix: Water

Parameters	Results	Units	Report Limit	DF	Prepared	Analyzed	CAS No.	Qual
MADEPV	Analytical Method: MADEP VPH Preparation Method: MADEPV Pace National - Mt. Juliet							
Aliphatic (C05-C08)	ND	ug/L	100	1	09/15/20 16:30	09/15/20 16:30		
Aliphatic (C09-C12)	ND	ug/L	100	1	09/15/20 16:30	09/15/20 16:30		
Aromatic (C09-C10),Unadjusted	ND	ug/L	100	1	09/15/20 16:30	09/15/20 16:30	TPHC9C10A	
Total VPH	ND	ug/L	100	1	09/15/20 16:30	09/15/20 16:30	VPH	
Surrogates								
2,5-Dibromotoluene (FID)	98.2	%	70.0-130	1	09/15/20 16:30	09/15/20 16:30	615-59-8FID	
2,5-Dibromotoluene (PID)	91.9	%	70.0-130	1	09/15/20 16:30	09/15/20 16:30	615-59-8PID	
6010 MET ICP	Analytical Method: EPA 6010D Preparation Method: EPA 3010A Pace Analytical Services - Asheville							
Lead	ND	ug/L	5.0	1	09/15/20 01:58	09/15/20 13:08	7439-92-1	
6200B MSV	Analytical Method: SM 6200B Pace Analytical Services - Charlotte							
Benzene	ND	ug/L	0.50	1		09/15/20 02:09	71-43-2	
Bromobenzene	ND	ug/L	0.50	1		09/15/20 02:09	108-86-1	
Bromochloromethane	ND	ug/L	0.50	1		09/15/20 02:09	74-97-5	
Bromodichloromethane	ND	ug/L	0.50	1		09/15/20 02:09	75-27-4	
Bromoform	ND	ug/L	0.50	1		09/15/20 02:09	75-25-2	
Bromomethane	ND	ug/L	5.0	1		09/15/20 02:09	74-83-9	
n-Butylbenzene	ND	ug/L	0.50	1		09/15/20 02:09	104-51-8	
sec-Butylbenzene	ND	ug/L	0.50	1		09/15/20 02:09	135-98-8	
tert-Butylbenzene	ND	ug/L	0.50	1		09/15/20 02:09	98-06-6	
Carbon tetrachloride	ND	ug/L	0.50	1		09/15/20 02:09	56-23-5	
Chlorobenzene	ND	ug/L	0.50	1		09/15/20 02:09	108-90-7	
Chloroethane	ND	ug/L	1.0	1		09/15/20 02:09	75-00-3	
Chloroform	ND	ug/L	0.50	1		09/15/20 02:09	67-66-3	
Chloromethane	ND	ug/L	1.0	1		09/15/20 02:09	74-87-3	
2-Chlorotoluene	ND	ug/L	0.50	1		09/15/20 02:09	95-49-8	
4-Chlorotoluene	ND	ug/L	0.50	1		09/15/20 02:09	106-43-4	
1,2-Dibromo-3-chloropropane	ND	ug/L	1.0	1		09/15/20 02:09	96-12-8	
Dibromochloromethane	ND	ug/L	0.50	1		09/15/20 02:09	124-48-1	
1,2-Dibromoethane (EDB)	ND	ug/L	0.50	1		09/15/20 02:09	106-93-4	
Dibromomethane	ND	ug/L	0.50	1		09/15/20 02:09	74-95-3	
1,2-Dichlorobenzene	ND	ug/L	0.50	1		09/15/20 02:09	95-50-1	
1,3-Dichlorobenzene	ND	ug/L	0.50	1		09/15/20 02:09	541-73-1	
1,4-Dichlorobenzene	ND	ug/L	0.50	1		09/15/20 02:09	106-46-7	
Dichlorodifluoromethane	ND	ug/L	0.50	1		09/15/20 02:09	75-71-8	
1,1-Dichloroethane	ND	ug/L	0.50	1		09/15/20 02:09	75-34-3	
1,2-Dichloroethane	ND	ug/L	0.50	1		09/15/20 02:09	107-06-2	
1,1-Dichloroethene	ND	ug/L	0.50	1		09/15/20 02:09	75-35-4	
cis-1,2-Dichloroethene	ND	ug/L	0.50	1		09/15/20 02:09	156-59-2	
trans-1,2-Dichloroethene	ND	ug/L	0.50	1		09/15/20 02:09	156-60-5	
1,2-Dichloropropane	ND	ug/L	0.50	1		09/15/20 02:09	78-87-5	
1,3-Dichloropropane	ND	ug/L	0.50	1		09/15/20 02:09	142-28-9	
2,2-Dichloropropane	ND	ug/L	0.50	1		09/15/20 02:09	594-20-7	

REPORT OF LABORATORY ANALYSIS

This report shall not be reproduced, except in full,
without the written consent of Pace Analytical Services, LLC.

Pace Analytical Services, LLC
9800 Kincey Ave. Suite 100
Huntersville, NC 28078
(704)875-9092

ANALYTICAL RESULTS

Project: Colonial Pipeline (9/13 GW)
Pace Project No.: 92495241

Sample: MW-09 **Lab ID: 92495241002** Collected: 09/13/20 15:50 Received: 09/14/20 09:50 Matrix: Water

Parameters	Results	Units	Report Limit	DF	Prepared	Analyzed	CAS No.	Qual
6200B MSV	Analytical Method: SM 6200B Pace Analytical Services - Charlotte							
1,1-Dichloropropene	ND	ug/L	0.50	1		09/15/20 02:09	563-58-6	
cis-1,3-Dichloropropene	ND	ug/L	0.50	1		09/15/20 02:09	10061-01-5	
trans-1,3-Dichloropropene	ND	ug/L	0.50	1		09/15/20 02:09	10061-02-6	
Diisopropyl ether	ND	ug/L	0.50	1		09/15/20 02:09	108-20-3	
Ethylbenzene	ND	ug/L	0.50	1		09/15/20 02:09	100-41-4	
Hexachloro-1,3-butadiene	ND	ug/L	2.0	1		09/15/20 02:09	87-68-3	
Isopropylbenzene (Cumene)	ND	ug/L	0.50	1		09/15/20 02:09	98-82-8	
Methylene Chloride	ND	ug/L	2.0	1		09/15/20 02:09	75-09-2	
Methyl-tert-butyl ether	ND	ug/L	0.50	1		09/15/20 02:09	1634-04-4	
Naphthalene	ND	ug/L	2.0	1		09/15/20 02:09	91-20-3	
n-Propylbenzene	ND	ug/L	0.50	1		09/15/20 02:09	103-65-1	
Styrene	ND	ug/L	0.50	1		09/15/20 02:09	100-42-5	
1,1,1,2-Tetrachloroethane	ND	ug/L	0.50	1		09/15/20 02:09	630-20-6	
1,1,2,2-Tetrachloroethane	ND	ug/L	0.50	1		09/15/20 02:09	79-34-5	
Tetrachloroethene	ND	ug/L	0.50	1		09/15/20 02:09	127-18-4	
Toluene	ND	ug/L	0.50	1		09/15/20 02:09	108-88-3	
1,2,3-Trichlorobenzene	ND	ug/L	2.0	1		09/15/20 02:09	87-61-6	
1,2,4-Trichlorobenzene	ND	ug/L	2.0	1		09/15/20 02:09	120-82-1	
1,1,1-Trichloroethane	ND	ug/L	0.50	1		09/15/20 02:09	71-55-6	
1,1,2-Trichloroethane	ND	ug/L	0.50	1		09/15/20 02:09	79-00-5	
Trichloroethene	ND	ug/L	0.50	1		09/15/20 02:09	79-01-6	
Trichlorofluoromethane	ND	ug/L	1.0	1		09/15/20 02:09	75-69-4	
1,2,3-Trichloropropane	ND	ug/L	0.50	1		09/15/20 02:09	96-18-4	
1,2,4-Trimethylbenzene	ND	ug/L	0.50	1		09/15/20 02:09	95-63-6	
1,3,5-Trimethylbenzene	ND	ug/L	0.50	1		09/15/20 02:09	108-67-8	
Vinyl chloride	ND	ug/L	1.0	1		09/15/20 02:09	75-01-4	
m&p-Xylene	ND	ug/L	1.0	1		09/15/20 02:09	179601-23-1	
o-Xylene	ND	ug/L	0.50	1		09/15/20 02:09	95-47-6	
Surrogates								
1,2-Dichloroethane-d4 (S)	84	%	70-130	1		09/15/20 02:09	17060-07-0	
4-Bromofluorobenzene (S)	93	%	70-130	1		09/15/20 02:09	460-00-4	
Toluene-d8 (S)	97	%	70-130	1		09/15/20 02:09	2037-26-5	

REPORT OF LABORATORY ANALYSIS

This report shall not be reproduced, except in full,
without the written consent of Pace Analytical Services, LLC.

Pace Analytical Services, LLC
9800 Kincey Ave. Suite 100
Huntersville, NC 28078
(704)875-9092

ANALYTICAL RESULTS

Project: Colonial Pipeline (9/13 GW)
Pace Project No.: 92495241

Sample: Trip Blank-06 **Lab ID: 92495239004** Collected: 09/13/20 00:00 Received: 09/14/20 09:50 Matrix: Water

Parameters	Results	Units	Report Limit	DF	Prepared	Analyzed	CAS No.	Qual
6200B MSV	Analytical Method: SM 6200B Pace Analytical Services - Charlotte							
Benzene	ND	ug/L	0.50	1		09/15/20 00:38	71-43-2	
Bromobenzene	ND	ug/L	0.50	1		09/15/20 00:38	108-86-1	
Bromochloromethane	ND	ug/L	0.50	1		09/15/20 00:38	74-97-5	
Bromodichloromethane	ND	ug/L	0.50	1		09/15/20 00:38	75-27-4	
Bromoform	ND	ug/L	0.50	1		09/15/20 00:38	75-25-2	
Bromomethane	ND	ug/L	5.0	1		09/15/20 00:38	74-83-9	
n-Butylbenzene	ND	ug/L	0.50	1		09/15/20 00:38	104-51-8	
sec-Butylbenzene	ND	ug/L	0.50	1		09/15/20 00:38	135-98-8	
tert-Butylbenzene	ND	ug/L	0.50	1		09/15/20 00:38	98-06-6	
Carbon tetrachloride	ND	ug/L	0.50	1		09/15/20 00:38	56-23-5	
Chlorobenzene	ND	ug/L	0.50	1		09/15/20 00:38	108-90-7	
Chloroethane	ND	ug/L	1.0	1		09/15/20 00:38	75-00-3	
Chloroform	ND	ug/L	0.50	1		09/15/20 00:38	67-66-3	
Chloromethane	ND	ug/L	1.0	1		09/15/20 00:38	74-87-3	
2-Chlorotoluene	ND	ug/L	0.50	1		09/15/20 00:38	95-49-8	
4-Chlorotoluene	ND	ug/L	0.50	1		09/15/20 00:38	106-43-4	
1,2-Dibromo-3-chloropropane	ND	ug/L	1.0	1		09/15/20 00:38	96-12-8	
Dibromochloromethane	ND	ug/L	0.50	1		09/15/20 00:38	124-48-1	
1,2-Dibromoethane (EDB)	ND	ug/L	0.50	1		09/15/20 00:38	106-93-4	
Dibromomethane	ND	ug/L	0.50	1		09/15/20 00:38	74-95-3	
1,2-Dichlorobenzene	ND	ug/L	0.50	1		09/15/20 00:38	95-50-1	
1,3-Dichlorobenzene	ND	ug/L	0.50	1		09/15/20 00:38	541-73-1	
1,4-Dichlorobenzene	ND	ug/L	0.50	1		09/15/20 00:38	106-46-7	
Dichlorodifluoromethane	ND	ug/L	0.50	1		09/15/20 00:38	75-71-8	
1,1-Dichloroethane	ND	ug/L	0.50	1		09/15/20 00:38	75-34-3	
1,2-Dichloroethane	ND	ug/L	0.50	1		09/15/20 00:38	107-06-2	
1,1-Dichloroethene	ND	ug/L	0.50	1		09/15/20 00:38	75-35-4	
cis-1,2-Dichloroethene	ND	ug/L	0.50	1		09/15/20 00:38	156-59-2	
trans-1,2-Dichloroethene	ND	ug/L	0.50	1		09/15/20 00:38	156-60-5	
1,2-Dichloropropane	ND	ug/L	0.50	1		09/15/20 00:38	78-87-5	
1,3-Dichloropropane	ND	ug/L	0.50	1		09/15/20 00:38	142-28-9	
2,2-Dichloropropane	ND	ug/L	0.50	1		09/15/20 00:38	594-20-7	
1,1-Dichloropropene	ND	ug/L	0.50	1		09/15/20 00:38	563-58-6	
cis-1,3-Dichloropropene	ND	ug/L	0.50	1		09/15/20 00:38	10061-01-5	
trans-1,3-Dichloropropene	ND	ug/L	0.50	1		09/15/20 00:38	10061-02-6	
Diisopropyl ether	ND	ug/L	0.50	1		09/15/20 00:38	108-20-3	
Ethylbenzene	ND	ug/L	0.50	1		09/15/20 00:38	100-41-4	
Hexachloro-1,3-butadiene	ND	ug/L	2.0	1		09/15/20 00:38	87-68-3	
Isopropylbenzene (Cumene)	ND	ug/L	0.50	1		09/15/20 00:38	98-82-8	
Methylene Chloride	ND	ug/L	2.0	1		09/15/20 00:38	75-09-2	
Methyl-tert-butyl ether	ND	ug/L	0.50	1		09/15/20 00:38	1634-04-4	
Naphthalene	ND	ug/L	2.0	1		09/15/20 00:38	91-20-3	
n-Propylbenzene	ND	ug/L	0.50	1		09/15/20 00:38	103-65-1	
Styrene	ND	ug/L	0.50	1		09/15/20 00:38	100-42-5	
1,1,1,2-Tetrachloroethane	ND	ug/L	0.50	1		09/15/20 00:38	630-20-6	
1,1,2,2-Tetrachloroethane	ND	ug/L	0.50	1		09/15/20 00:38	79-34-5	

REPORT OF LABORATORY ANALYSIS

This report shall not be reproduced, except in full,
without the written consent of Pace Analytical Services, LLC.

Pace Analytical Services, LLC
9800 Kincey Ave. Suite 100
Huntersville, NC 28078
(704)875-9092

ANALYTICAL RESULTS

Project: Colonial Pipeline (9/13 GW)
Pace Project No.: 92495241

Sample: Trip Blank-06 **Lab ID: 92495239004** Collected: 09/13/20 00:00 Received: 09/14/20 09:50 Matrix: Water

Parameters	Results	Units	Report Limit	DF	Prepared	Analyzed	CAS No.	Qual
6200B MSV	Analytical Method: SM 6200B Pace Analytical Services - Charlotte							
Tetrachloroethene	ND	ug/L	0.50	1		09/15/20 00:38	127-18-4	
Toluene	ND	ug/L	0.50	1		09/15/20 00:38	108-88-3	
1,2,3-Trichlorobenzene	ND	ug/L	2.0	1		09/15/20 00:38	87-61-6	
1,2,4-Trichlorobenzene	ND	ug/L	2.0	1		09/15/20 00:38	120-82-1	
1,1,1-Trichloroethane	ND	ug/L	0.50	1		09/15/20 00:38	71-55-6	
1,1,2-Trichloroethane	ND	ug/L	0.50	1		09/15/20 00:38	79-00-5	
Trichloroethene	ND	ug/L	0.50	1		09/15/20 00:38	79-01-6	
Trichlorofluoromethane	ND	ug/L	1.0	1		09/15/20 00:38	75-69-4	
1,2,3-Trichloropropane	ND	ug/L	0.50	1		09/15/20 00:38	96-18-4	
1,2,4-Trimethylbenzene	ND	ug/L	0.50	1		09/15/20 00:38	95-63-6	
1,3,5-Trimethylbenzene	ND	ug/L	0.50	1		09/15/20 00:38	108-67-8	
Vinyl chloride	ND	ug/L	1.0	1		09/15/20 00:38	75-01-4	
m&p-Xylene	ND	ug/L	1.0	1		09/15/20 00:38	179601-23-1	
o-Xylene	ND	ug/L	0.50	1		09/15/20 00:38	95-47-6	
Surrogates								
1,2-Dichloroethane-d4 (S)	87	%	70-130	1		09/15/20 00:38	17060-07-0	
4-Bromofluorobenzene (S)	95	%	70-130	1		09/15/20 00:38	460-00-4	
Toluene-d8 (S)	100	%	70-130	1		09/15/20 00:38	2037-26-5	

REPORT OF LABORATORY ANALYSIS

This report shall not be reproduced, except in full,
without the written consent of Pace Analytical Services, LLC.

Pace Analytical Services, LLC
9800 Kincey Ave. Suite 100
Huntersville, NC 28078
(704)875-9092

QUALITY CONTROL DATA

Project: Colonial Pipeline (9/13 GW)
Pace Project No.: 92495241

QC Batch: 1543344
QC Batch Method: MADEPV
Analysis Method: MADEP VPH
Analysis Description: MADEPV
Laboratory: Pace National - Mt. Juliet

Associated Lab Samples: 92495241001

METHOD BLANK: R3570767-3 Matrix: Water
Associated Lab Samples: 92495241001

Parameter	Units	Blank Result	Reporting Limit	Analyzed	Qualifiers
Aliphatic (C05-C08)	ug/L	ND	100	09/15/20 10:54	
Aliphatic (C09-C12)	ug/L	ND	100	09/15/20 10:54	
Aromatic (C09-C10),Unadjusted	ug/L	ND	100	09/15/20 10:54	
Total VPH	ug/L	ND	100	09/15/20 10:54	
2,5-Dibromotoluene (FID)	%	89.7	70.0-130	09/15/20 10:54	
2,5-Dibromotoluene (PID)	%	84.7	70.0-130	09/15/20 10:54	

LABORATORY CONTROL SAMPLE & LCSD: R3570767-1 R3570767-2

Parameter	Units	Spike Conc.	LCS Result	LCSD Result	LCS % Rec	LCSD % Rec	% Rec Limits	RPD	Max RPD	Qualifiers
Aliphatic (C05-C08)	ug/L	1200	1170	1140	97.5	95.0	70.0-130	2.60	25	
Aliphatic (C09-C12)	ug/L	1400	1390	1340	99.3	95.7	70.0-130	3.66	25	
Aromatic (C09-C10),Unadjusted	ug/L	200	170	177	85.0	88.5	70.0-130	4.03	25	
Total VPH	ug/L	2800	2730	2660	97.5	95.0	70.0-130	2.60	25	
2,5-Dibromotoluene (FID)	%				101	95.2	70.0-130			
2,5-Dibromotoluene (PID)	%				88.6	88.0	70.0-130			

Results presented on this page are in the units indicated by the "Units" column except where an alternate unit is presented to the right of the result.

REPORT OF LABORATORY ANALYSIS

This report shall not be reproduced, except in full,
without the written consent of Pace Analytical Services, LLC.

Pace Analytical Services, LLC
9800 Kincey Ave. Suite 100
Huntersville, NC 28078
(704)875-9092

QUALITY CONTROL DATA

Project: Colonial Pipeline (9/13 GW)
Pace Project No.: 92495241

QC Batch: 1543465
QC Batch Method: MADEPV
Analysis Method: MADEP VPH
Analysis Description: MADEPV
Laboratory: Pace National - Mt. Juliet

Associated Lab Samples: 92495241002

METHOD BLANK: R3570766-3 Matrix: Water
Associated Lab Samples: 92495241002

Parameter	Units	Blank Result	Reporting Limit	Analyzed	Qualifiers
Aliphatic (C05-C08)	ug/L	ND	100	09/15/20 15:16	
Aliphatic (C09-C12)	ug/L	ND	100	09/15/20 15:16	
Aromatic (C09-C10),Unadjusted	ug/L	ND	100	09/15/20 15:16	
Total VPH	ug/L	ND	100	09/15/20 15:16	
2,5-Dibromotoluene (FID)	%	92.6	70.0-130	09/15/20 15:16	
2,5-Dibromotoluene (PID)	%	82.9	70.0-130	09/15/20 15:16	

LABORATORY CONTROL SAMPLE & LCSD: R3570766-1 R3570766-2

Parameter	Units	Spike Conc.	LCS Result	LCSD Result	LCS % Rec	LCSD % Rec	% Rec Limits	RPD	Max RPD	Qualifiers
Aliphatic (C05-C08)	ug/L	1200	1190	1200	99.2	100	70.0-130	0.837	25	
Aliphatic (C09-C12)	ug/L	1400	1250	1230	89.3	87.9	70.0-130	1.61	25	
Aromatic (C09-C10),Unadjusted	ug/L	200	194	237	97.0	118	70.0-130	20.0	25	
Total VPH	ug/L	2800	2630	2670	93.9	95.4	70.0-130	1.51	25	
2,5-Dibromotoluene (FID)	%				105	103	70.0-130			
2,5-Dibromotoluene (PID)	%				97.2	94.3	70.0-130			

Results presented on this page are in the units indicated by the "Units" column except where an alternate unit is presented to the right of the result.

REPORT OF LABORATORY ANALYSIS

This report shall not be reproduced, except in full,
without the written consent of Pace Analytical Services, LLC.

Pace Analytical Services, LLC
9800 Kincey Ave. Suite 100
Huntersville, NC 28078
(704)875-9092

QUALITY CONTROL DATA

Project: Colonial Pipeline (9/13 GW)
Pace Project No.: 92495241

QC Batch: 566320
QC Batch Method: EPA 3010A
Analysis Method: EPA 6010D
Analysis Description: 6010 MET
Laboratory: Pace Analytical Services - Asheville
Associated Lab Samples: 92495241001, 92495241002

METHOD BLANK: 3001481 Matrix: Water
Associated Lab Samples: 92495241001, 92495241002

Parameter	Units	Blank Result	Reporting Limit	Analyzed	Qualifiers
Lead	ug/L	ND	5.0	09/15/20 12:29	

LABORATORY CONTROL SAMPLE: 3001482

Parameter	Units	Spike Conc.	LCS Result	LCS % Rec	% Rec Limits	Qualifiers
Lead	ug/L	500	471	94	80-120	

MATRIX SPIKE & MATRIX SPIKE DUPLICATE: 3001483 3001484

Parameter	Units	92495239001 Result	MS Spike Conc.	MSD Spike Conc.	MS Result	MSD Result	MS % Rec	MSD % Rec	% Rec Limits	RPD	Qual
Lead	ug/L	ND	500	500	509	512	102	102	75-125	1	

Results presented on this page are in the units indicated by the "Units" column except where an alternate unit is presented to the right of the result.

REPORT OF LABORATORY ANALYSIS

This report shall not be reproduced, except in full,
without the written consent of Pace Analytical Services, LLC.

Pace Analytical Services, LLC
9800 Kincey Ave. Suite 100
Huntersville, NC 28078
(704)875-9092

QUALITY CONTROL DATA

Project: Colonial Pipeline (9/13 GW)
Pace Project No.: 92495241

QC Batch: 566150
QC Batch Method: SM 6200B
Analysis Method: SM 6200B
Analysis Description: 6200B MSV
Laboratory: Pace Analytical Services - Charlotte
Associated Lab Samples: 92495239004, 92495241001, 92495241002

METHOD BLANK: 3000653 Matrix: Water
Associated Lab Samples: 92495239004, 92495241001, 92495241002

Parameter	Units	Blank Result	Reporting Limit	Analyzed	Qualifiers
1,1,1,2-Tetrachloroethane	ug/L	ND	0.50	09/15/20 00:19	
1,1,1-Trichloroethane	ug/L	ND	0.50	09/15/20 00:19	
1,1,2,2-Tetrachloroethane	ug/L	ND	0.50	09/15/20 00:19	
1,1,2-Trichloroethane	ug/L	ND	0.50	09/15/20 00:19	
1,1-Dichloroethane	ug/L	ND	0.50	09/15/20 00:19	
1,1-Dichloroethene	ug/L	ND	0.50	09/15/20 00:19	
1,1-Dichloropropene	ug/L	ND	0.50	09/15/20 00:19	
1,2,3-Trichlorobenzene	ug/L	ND	2.0	09/15/20 00:19	
1,2,3-Trichloropropane	ug/L	ND	0.50	09/15/20 00:19	
1,2,4-Trichlorobenzene	ug/L	ND	2.0	09/15/20 00:19	
1,2,4-Trimethylbenzene	ug/L	ND	0.50	09/15/20 00:19	
1,2-Dibromo-3-chloropropane	ug/L	ND	1.0	09/15/20 00:19	
1,2-Dibromoethane (EDB)	ug/L	ND	0.50	09/15/20 00:19	
1,2-Dichlorobenzene	ug/L	ND	0.50	09/15/20 00:19	
1,2-Dichloroethane	ug/L	ND	0.50	09/15/20 00:19	
1,2-Dichloropropane	ug/L	ND	0.50	09/15/20 00:19	
1,3,5-Trimethylbenzene	ug/L	ND	0.50	09/15/20 00:19	
1,3-Dichlorobenzene	ug/L	ND	0.50	09/15/20 00:19	
1,3-Dichloropropane	ug/L	ND	0.50	09/15/20 00:19	
1,4-Dichlorobenzene	ug/L	ND	0.50	09/15/20 00:19	
2,2-Dichloropropane	ug/L	ND	0.50	09/15/20 00:19	
2-Chlorotoluene	ug/L	ND	0.50	09/15/20 00:19	
4-Chlorotoluene	ug/L	ND	0.50	09/15/20 00:19	
Benzene	ug/L	ND	0.50	09/15/20 00:19	
Bromobenzene	ug/L	ND	0.50	09/15/20 00:19	
Bromochloromethane	ug/L	ND	0.50	09/15/20 00:19	
Bromodichloromethane	ug/L	ND	0.50	09/15/20 00:19	
Bromoform	ug/L	ND	0.50	09/15/20 00:19	
Bromomethane	ug/L	ND	5.0	09/15/20 00:19	
Carbon tetrachloride	ug/L	ND	0.50	09/15/20 00:19	
Chlorobenzene	ug/L	ND	0.50	09/15/20 00:19	
Chloroethane	ug/L	ND	1.0	09/15/20 00:19	
Chloroform	ug/L	ND	0.50	09/15/20 00:19	
Chloromethane	ug/L	ND	1.0	09/15/20 00:19	
cis-1,2-Dichloroethene	ug/L	ND	0.50	09/15/20 00:19	
cis-1,3-Dichloropropene	ug/L	ND	0.50	09/15/20 00:19	
Dibromochloromethane	ug/L	ND	0.50	09/15/20 00:19	
Dibromomethane	ug/L	ND	0.50	09/15/20 00:19	
Dichlorodifluoromethane	ug/L	ND	0.50	09/15/20 00:19	
Diisopropyl ether	ug/L	ND	0.50	09/15/20 00:19	

Results presented on this page are in the units indicated by the "Units" column except where an alternate unit is presented to the right of the result.

REPORT OF LABORATORY ANALYSIS

This report shall not be reproduced, except in full,
without the written consent of Pace Analytical Services, LLC.

Pace Analytical Services, LLC
9800 Kincey Ave. Suite 100
Huntersville, NC 28078
(704)875-9092

QUALITY CONTROL DATA

Project: Colonial Pipeline (9/13 GW)
Pace Project No.: 92495241

METHOD BLANK: 3000653 Matrix: Water
Associated Lab Samples: 92495239004, 92495241001, 92495241002

Parameter	Units	Blank Result	Reporting Limit	Analyzed	Qualifiers
Ethylbenzene	ug/L	ND	0.50	09/15/20 00:19	
Hexachloro-1,3-butadiene	ug/L	ND	2.0	09/15/20 00:19	
Isopropylbenzene (Cumene)	ug/L	ND	0.50	09/15/20 00:19	
m&p-Xylene	ug/L	ND	1.0	09/15/20 00:19	
Methyl-tert-butyl ether	ug/L	ND	0.50	09/15/20 00:19	
Methylene Chloride	ug/L	ND	2.0	09/15/20 00:19	
n-Butylbenzene	ug/L	ND	0.50	09/15/20 00:19	
n-Propylbenzene	ug/L	ND	0.50	09/15/20 00:19	
Naphthalene	ug/L	ND	2.0	09/15/20 00:19	
o-Xylene	ug/L	ND	0.50	09/15/20 00:19	
sec-Butylbenzene	ug/L	ND	0.50	09/15/20 00:19	
Styrene	ug/L	ND	0.50	09/15/20 00:19	
tert-Butylbenzene	ug/L	ND	0.50	09/15/20 00:19	
Tetrachloroethene	ug/L	ND	0.50	09/15/20 00:19	
Toluene	ug/L	ND	0.50	09/15/20 00:19	
trans-1,2-Dichloroethene	ug/L	ND	0.50	09/15/20 00:19	
trans-1,3-Dichloropropene	ug/L	ND	0.50	09/15/20 00:19	
Trichloroethene	ug/L	ND	0.50	09/15/20 00:19	
Trichlorofluoromethane	ug/L	ND	1.0	09/15/20 00:19	
Vinyl chloride	ug/L	ND	1.0	09/15/20 00:19	
1,2-Dichloroethane-d4 (S)	%	85	70-130	09/15/20 00:19	
4-Bromofluorobenzene (S)	%	94	70-130	09/15/20 00:19	
Toluene-d8 (S)	%	98	70-130	09/15/20 00:19	

LABORATORY CONTROL SAMPLE: 3000654

Parameter	Units	Spike Conc.	LCS Result	LCS % Rec	% Rec Limits	Qualifiers
1,1,1,2-Tetrachloroethane	ug/L	50	53.2	106	60-140	
1,1,1-Trichloroethane	ug/L	50	46.5	93	60-140	
1,1,2,2-Tetrachloroethane	ug/L	50	54.3	109	60-140	
1,1,2-Trichloroethane	ug/L	50	50.7	101	60-140	
1,1-Dichloroethane	ug/L	50	46.8	94	60-140	
1,1-Dichloroethene	ug/L	50	47.0	94	60-140	
1,1-Dichloropropene	ug/L	50	48.3	97	60-140	
1,2,3-Trichlorobenzene	ug/L	50	53.7	107	60-140	
1,2,3-Trichloropropane	ug/L	50	51.5	103	60-140	
1,2,4-Trichlorobenzene	ug/L	50	55.8	112	60-140	
1,2,4-Trimethylbenzene	ug/L	50	52.7	105	60-140	
1,2-Dibromo-3-chloropropane	ug/L	50	54.8	110	60-140	
1,2-Dibromoethane (EDB)	ug/L	50	55.2	110	60-140	
1,2-Dichlorobenzene	ug/L	50	53.7	107	60-140	
1,2-Dichloroethane	ug/L	50	39.8	80	60-140	
1,2-Dichloropropane	ug/L	50	51.9	104	60-140	
1,3,5-Trimethylbenzene	ug/L	50	52.4	105	60-140	

Results presented on this page are in the units indicated by the "Units" column except where an alternate unit is presented to the right of the result.

REPORT OF LABORATORY ANALYSIS

This report shall not be reproduced, except in full,
without the written consent of Pace Analytical Services, LLC.

Pace Analytical Services, LLC
9800 Kincey Ave. Suite 100
Huntersville, NC 28078
(704)875-9092

QUALITY CONTROL DATA

Project: Colonial Pipeline (9/13 GW)
Pace Project No.: 92495241

LABORATORY CONTROL SAMPLE: 3000654

Parameter	Units	Spike Conc.	LCS Result	LCS % Rec	% Rec Limits	Qualifiers
1,3-Dichlorobenzene	ug/L	50	53.9	108	60-140	
1,3-Dichloropropane	ug/L	50	55.1	110	60-140	
1,4-Dichlorobenzene	ug/L	50	53.6	107	60-140	
2,2-Dichloropropane	ug/L	50	44.6	89	60-140	
2-Chlorotoluene	ug/L	50	53.5	107	60-140	
4-Chlorotoluene	ug/L	50	52.0	104	60-140	
Benzene	ug/L	50	50.5	101	60-140	
Bromobenzene	ug/L	50	52.9	106	60-140	
Bromochloromethane	ug/L	50	50.1	100	60-140	
Bromodichloromethane	ug/L	50	44.8	90	60-140	
Bromoform	ug/L	50	53.8	108	60-140	
Bromomethane	ug/L	50	42.4	85	60-140	
Carbon tetrachloride	ug/L	50	49.4	99	60-140	
Chlorobenzene	ug/L	50	53.4	107	60-140	
Chloroethane	ug/L	50	32.1	64	60-140	
Chloroform	ug/L	50	43.5	87	60-140	
Chloromethane	ug/L	50	46.3	93	60-140	
cis-1,2-Dichloroethene	ug/L	50	46.1	92	60-140	
cis-1,3-Dichloropropene	ug/L	50	52.8	106	60-140	
Dibromochloromethane	ug/L	50	54.2	108	60-140	
Dibromomethane	ug/L	50	51.4	103	60-140	
Dichlorodifluoromethane	ug/L	50	44.2	88	60-140	
Diisopropyl ether	ug/L	50	45.7	91	60-140	
Ethylbenzene	ug/L	50	52.9	106	60-140	
Hexachloro-1,3-butadiene	ug/L	50	56.0	112	60-140	
Isopropylbenzene (Cumene)	ug/L	50	53.3	107	60-140	
m&p-Xylene	ug/L	100	104	104	60-140	
Methyl-tert-butyl ether	ug/L	50	45.6	91	60-140	
Methylene Chloride	ug/L	50	41.9	84	60-140	
n-Butylbenzene	ug/L	50	53.2	106	60-140	
n-Propylbenzene	ug/L	50	52.9	106	60-140	
Naphthalene	ug/L	50	56.2	112	60-140	
o-Xylene	ug/L	50	52.7	105	60-140	
sec-Butylbenzene	ug/L	50	53.7	107	60-140	
Styrene	ug/L	50	55.1	110	60-140	
tert-Butylbenzene	ug/L	50	44.5	89	60-140	
Tetrachloroethene	ug/L	50	55.1	110	60-140	
Toluene	ug/L	50	50.4	101	60-140	
trans-1,2-Dichloroethene	ug/L	50	47.4	95	60-140	
trans-1,3-Dichloropropene	ug/L	50	49.6	99	60-140	
Trichloroethene	ug/L	50	52.3	105	60-140	
Trichlorofluoromethane	ug/L	50	45.4	91	60-140	
Vinyl chloride	ug/L	50	48.5	97	60-140	
1,2-Dichloroethane-d4 (S)	%			84	70-130	
4-Bromofluorobenzene (S)	%			98	70-130	
Toluene-d8 (S)	%			97	70-130	

Results presented on this page are in the units indicated by the "Units" column except where an alternate unit is presented to the right of the result.

REPORT OF LABORATORY ANALYSIS

This report shall not be reproduced, except in full,
without the written consent of Pace Analytical Services, LLC.

Pace Analytical Services, LLC
9800 Kincey Ave. Suite 100
Huntersville, NC 28078
(704)875-9092

QUALITY CONTROL DATA

Project: Colonial Pipeline (9/13 GW)
Pace Project No.: 92495241

MATRIX SPIKE & MATRIX SPIKE DUPLICATE: 3000993 3000994

Parameter	Units	92495239001 Result	MS Spike Conc.	MSD Spike Conc.	MS Result	MSD Result	MS % Rec	MSD % Rec	% Rec Limits	RPD	Qual
1,1,1,2-Tetrachloroethane	ug/L	ND	20	20	21.6	20.8	108	104	60-140	3	
1,1,1-Trichloroethane	ug/L	ND	20	20	20.5	19.5	103	97	60-140	5	
1,1,2,2-Tetrachloroethane	ug/L	ND	20	20	20.2	20.0	101	100	60-140	1	
1,1,2-Trichloroethane	ug/L	ND	20	20	20.8	20.3	104	101	60-140	2	
1,1-Dichloroethane	ug/L	ND	20	20	20.0	19.3	100	96	60-140	4	
1,1-Dichloroethene	ug/L	ND	20	20	21.9	20.8	109	104	60-140	5	
1,1-Dichloropropene	ug/L	ND	20	20	21.0	19.8	105	99	60-140	6	
1,2,3-Trichlorobenzene	ug/L	ND	20	20	18.7	20.7	93	103	60-140	10	
1,2,3-Trichloropropane	ug/L	ND	20	20	20.1	19.6	100	98	60-140	2	
1,2,4-Trichlorobenzene	ug/L	ND	20	20	20.2	21.3	101	106	60-140	5	
1,2,4-Trimethylbenzene	ug/L	ND	20	20	21.0	20.7	105	104	60-140	1	
1,2-Dibromo-3-chloropropane	ug/L	ND	20	20	19.4	19.6	97	98	60-140	1	
1,2-Dibromoethane (EDB)	ug/L	ND	20	20	22.0	20.9	110	105	60-140	5	
1,2-Dichlorobenzene	ug/L	ND	20	20	20.6	20.5	103	103	60-140	0	
1,2-Dichloroethane	ug/L	ND	20	20	16.7	15.7	83	79	60-140	6	
1,2-Dichloropropane	ug/L	ND	20	20	21.7	21.1	109	105	60-140	3	
1,3,5-Trimethylbenzene	ug/L	ND	20	20	21.4	21.2	107	106	60-140	1	
1,3-Dichlorobenzene	ug/L	ND	20	20	20.7	20.8	104	104	60-140	0	
1,3-Dichloropropane	ug/L	ND	20	20	22.3	21.5	111	108	60-140	3	
1,4-Dichlorobenzene	ug/L	ND	20	20	20.7	20.6	104	103	60-140	0	
2,2-Dichloropropane	ug/L	ND	20	20	20.6	19.4	103	97	60-140	6	
2-Chlorotoluene	ug/L	ND	20	20	21.5	21.5	108	107	60-140	0	
4-Chlorotoluene	ug/L	ND	20	20	20.7	20.4	103	102	60-140	1	
Benzene	ug/L	ND	20	20	22.1	20.7	110	104	60-140	6	
Bromobenzene	ug/L	ND	20	20	21.1	21.2	105	106	60-140	0	
Bromochloromethane	ug/L	ND	20	20	21.1	20.0	106	100	60-140	5	
Bromodichloromethane	ug/L	0.70	20	20	20.0	18.9	96	91	60-140	6	
Bromoform	ug/L	ND	20	20	19.8	19.6	99	98	60-140	1	
Bromomethane	ug/L	ND	20	20	16.0	18.3	80	92	60-140	13	
Carbon tetrachloride	ug/L	ND	20	20	22.6	21.7	113	108	60-140	4	
Chlorobenzene	ug/L	ND	20	20	22.2	21.6	111	108	60-140	3	
Chloroethane	ug/L	ND	20	20	19.8	18.8	99	94	60-140	5	
Chloroform	ug/L	4.4	20	20	23.2	22.4	94	90	60-140	3	
Chloromethane	ug/L	ND	20	20	19.5	19.7	97	98	60-140	1	
cis-1,2-Dichloroethene	ug/L	ND	20	20	19.6	18.8	98	94	60-140	4	
cis-1,3-Dichloropropene	ug/L	ND	20	20	22.4	21.4	112	107	60-140	5	
Dibromochloromethane	ug/L	ND	20	20	21.3	20.4	106	102	60-140	4	
Dibromomethane	ug/L	ND	20	20	21.5	20.2	107	101	60-140	6	
Dichlorodifluoromethane	ug/L	ND	20	20	23.4	22.9	117	115	60-140	2	
Diisopropyl ether	ug/L	ND	20	20	19.0	17.9	95	89	60-140	6	
Ethylbenzene	ug/L	ND	20	20	22.2	21.7	111	108	60-140	3	
Hexachloro-1,3-butadiene	ug/L	ND	20	20	22.6	23.2	113	116	60-140	3	
Isopropylbenzene (Cumene)	ug/L	ND	20	20	22.5	21.8	112	109	60-140	3	
m&p-Xylene	ug/L	ND	40	40	43.6	42.1	109	105	60-140	3	
Methyl-tert-butyl ether	ug/L	ND	20	20	18.5	17.9	92	90	60-140	3	
Methylene Chloride	ug/L	ND	20	20	18.4	17.4	92	87	60-140	5	

Results presented on this page are in the units indicated by the "Units" column except where an alternate unit is presented to the right of the result.

REPORT OF LABORATORY ANALYSIS

This report shall not be reproduced, except in full,
without the written consent of Pace Analytical Services, LLC.

Pace Analytical Services, LLC
9800 Kincey Ave. Suite 100
Huntersville, NC 28078
(704)875-9092

QUALITY CONTROL DATA

Project: Colonial Pipeline (9/13 GW)
Pace Project No.: 92495241

MATRIX SPIKE & MATRIX SPIKE DUPLICATE: 3000993 3000994

Parameter	Units	92495239001 Result	MS Spike Conc.	MSD Spike Conc.	MS Result	MSD Result	MS % Rec	MSD % Rec	% Rec Limits	RPD	Qual
n-Butylbenzene	ug/L	ND	20	20	21.5	21.5	108	107	60-140	0	
n-Propylbenzene	ug/L	ND	20	20	21.9	21.9	110	109	60-140	0	
Naphthalene	ug/L	ND	20	20	18.0	19.9	90	100	60-140	10	
o-Xylene	ug/L	ND	20	20	21.8	21.3	109	107	60-140	2	
sec-Butylbenzene	ug/L	ND	20	20	22.4	22.3	112	112	60-140	0	
Styrene	ug/L	ND	20	20	22.0	21.5	110	107	60-140	2	
tert-Butylbenzene	ug/L	ND	20	20	18.4	18.5	92	92	60-140	1	
Tetrachloroethene	ug/L	ND	20	20	23.5	22.4	118	112	60-140	5	
Toluene	ug/L	ND	20	20	22.2	21.1	111	106	60-140	5	
trans-1,2-Dichloroethene	ug/L	ND	20	20	20.7	19.7	103	99	60-140	5	
trans-1,3-Dichloropropene	ug/L	ND	20	20	20.7	19.5	103	97	60-140	6	
Trichloroethene	ug/L	ND	20	20	23.4	22.3	117	112	60-140	5	
Trichlorofluoromethane	ug/L	ND	20	20	24.3	23.0	121	115	60-140	6	
Vinyl chloride	ug/L	ND	20	20	22.8	21.5	114	107	60-140	6	
1,2-Dichloroethane-d4 (S)	%						84	86	70-130		
4-Bromofluorobenzene (S)	%						98	97	70-130		
Toluene-d8 (S)	%						99	94	70-130		

Results presented on this page are in the units indicated by the "Units" column except where an alternate unit is presented to the right of the result.

REPORT OF LABORATORY ANALYSIS

This report shall not be reproduced, except in full,
without the written consent of Pace Analytical Services, LLC.

Pace Analytical Services, LLC
9800 Kincey Ave. Suite 100
Huntersville, NC 28078
(704)875-9092

QUALITY CONTROL DATA

Project: Colonial Pipeline (9/13 GW)
Pace Project No.: 92495241

QC Batch: 566359
QC Batch Method: EPA 504.1
Analysis Method: EPA 504.1
Analysis Description: GCS 504 EDB DBCP
Laboratory: Pace Analytical Services - Charlotte
Associated Lab Samples: 92495241001

METHOD BLANK: 3001566 Matrix: Water
Associated Lab Samples: 92495241001

Parameter	Units	Blank Result	Reporting Limit	Analyzed	Qualifiers
1,2-Dibromoethane (EDB)	ug/L	ND	0.020	09/15/20 12:09	
1-Chloro-2-bromopropane (S)	%	105	70-130	09/15/20 12:09	

LABORATORY CONTROL SAMPLE & LCSD: 3001567 3001568

Parameter	Units	Spike Conc.	LCS Result	LCSD Result	LCS % Rec	LCSD % Rec	% Rec Limits	RPD	Max RPD	Qualifiers
1,2-Dibromoethane (EDB)	ug/L	0.25	0.28	0.25	115	100	70-130	14	20	
1-Chloro-2-bromopropane (S)	%				108	98	70-130			

MATRIX SPIKE & MATRIX SPIKE DUPLICATE: 3001570 3001571

Parameter	Units	92495239002 Result	MS Spike Conc.	MSD Spike Conc.	MS Result	MSD Result	MS % Rec	MSD % Rec	% Rec Limits	RPD	Qual
1,2-Dibromoethane (EDB)	ug/L	ND	0.26	0.26	0.31	0.31	122	120	65-135	2	
1-Chloro-2-bromopropane (S)	%						115	112	70-130		

SAMPLE DUPLICATE: 3001569

Parameter	Units	92495239001 Result	Dup Result	RPD	Qualifiers
1,2-Dibromoethane (EDB)	ug/L	ND	ND		
1-Chloro-2-bromopropane (S)	%	117	109		

Results presented on this page are in the units indicated by the "Units" column except where an alternate unit is presented to the right of the result.

REPORT OF LABORATORY ANALYSIS

This report shall not be reproduced, except in full,
without the written consent of Pace Analytical Services, LLC.

Pace Analytical Services, LLC
9800 Kincey Ave. Suite 100
Huntersville, NC 28078
(704)875-9092

QUALIFIERS

Project: Colonial Pipeline (9/13 GW)
Pace Project No.: 92495241

DEFINITIONS

DF - Dilution Factor, if reported, represents the factor applied to the reported data due to dilution of the sample aliquot.

ND - Not Detected at or above adjusted reporting limit.

TNTC - Too Numerous To Count

J - Estimated concentration above the adjusted method detection limit and below the adjusted reporting limit.

MDL - Adjusted Method Detection Limit.

PQL - Practical Quantitation Limit.

RL - Reporting Limit - The lowest concentration value that meets project requirements for quantitative data with known precision and bias for a specific analyte in a specific matrix.

S - Surrogate

1,2-Diphenylhydrazine decomposes to and cannot be separated from Azobenzene using Method 8270. The result for each analyte is a combined concentration.

Consistent with EPA guidelines, unrounded data are displayed and have been used to calculate % recovery and RPD values.

LCS(D) - Laboratory Control Sample (Duplicate)

MS(D) - Matrix Spike (Duplicate)

DUP - Sample Duplicate

RPD - Relative Percent Difference

NC - Not Calculable.

SG - Silica Gel - Clean-Up

U - Indicates the compound was analyzed for, but not detected.

Acid preservation may not be appropriate for 2 Chloroethylvinyl ether.

A separate vial preserved to a pH of 4-5 is recommended in SW846 Chapter 4 for the analysis of Acrolein and Acrylonitrile by EPA Method 8260.

N-Nitrosodiphenylamine decomposes and cannot be separated from Diphenylamine using Method 8270. The result reported for each analyte is a combined concentration.

Pace Analytical is TNI accredited. Contact your Pace PM for the current list of accredited analytes.

TNI - The NELAC Institute.

This report shall not be reproduced, except in full,
without the written consent of Pace Analytical Services, LLC.

Pace Analytical Services, LLC
9800 Kincey Ave. Suite 100
Huntersville, NC 28078
(704)875-9092

QUALITY CONTROL DATA CROSS REFERENCE TABLE

Project: Colonial Pipeline (9/13 GW)
Pace Project No.: 92495241

Lab ID	Sample ID	QC Batch Method	QC Batch	Analytical Method	Analytical Batch
92495241001	**MW-29**	EPA 504.1	566359	EPA 504.1	566428
92495241001	**MW-29**	MADEPV	1543344	MADEP VPH	1543344
92495241002	**MW-09**	MADEPV	1543465	MADEP VPH	1543465
92495241001	**MW-29**	EPA 3010A	566320	EPA 6010D	566343
92495241002	**MW-09**	EPA 3010A	566320	EPA 6010D	566343
92495239004	**Trip Blank-06**	SM 6200B	566150		
92495241001	**MW-29**	SM 6200B	566150		
92495241002	**MW-09**	SM 6200B	566150		

This report shall not be reproduced, except in full,
without the written consent of Pace Analytical Services, LLC.

Pace Analytical	Document Name: Sample Condition Upon Receipt(SCUR)	Document Revised: February 7, 2018 Page 1 of 2
	Document No.: F-CAR-CS-033-Rev.06	Issuing Authority: Pace Carolinas Quality Office

Laboratory receiving samples:
Asheville ☐ Eden ☐ Greenwood ☐ Huntersville ☑ Raleigh ☐ Mechanicsville ☐

Sample Condition Upon Receipt

Client Name: AECOM Project #

WO# : 92495241

92495241

Courier: ☐ Commercial ☐ Fed Ex ☐ UPS ☐ USPS ☐ Client ☐ Pace ☐ Other:____

Custody Seal Present? ☐ Yes ☑ No Seals Intact? ☐ Yes ☑ No

Date/Initials Person Examining Contents: BB 9/14/20

Packing Material: ☐ Bubble Wrap ☑ Bubble Bags ☐ None ☐ Other

Biological Tissue Frozen? ☐ Yes ☐ No ☑ N/A

Thermometer: ☐ IR Gun ID: 92T061

Type of Ice: ☑ Wet ☐ Blue ☐ None

Cooler Temp (°C): 1.5 Correction Factor: Add/Subtract (°C) 0.0

Cooler Temp Corrected (°C): 1.5

Temp should be above freezing to 6°C
☐ Samples out of temp criteria. Samples on ice, cooling process has begun

USDA Regulated Soil (☑ N/A, water sample)
Did samples originate in a quarantine zone within the United States: CA, NY, or SC (check maps)? ☐ Yes ☐ No

Did samples originate from a foreign source (Internationally, including Hawaii and Puerto Rico)? ☐ Yes ☐ No

		Comments/Discrepancy:
Chain of Custody Present?	☑ Yes ☐ No ☐ N/A	1.
Samples Arrived within Hold Time?	☑ Yes ☐ No ☐ N/A	2.
Short Hold Time Analysis (<72 hr.)?	☐ Yes ☑ No ☐ N/A	3.
Rush Turn Around Time Requested?	☐ Yes ☑ No ☐ N/A	4.
Sufficient Volume?	☑ Yes ☐ No ☐ N/A	5.
Correct Containers Used?	☑ Yes ☐ No ☐ N/A	6.
-Pace Containers Used?	☑ Yes ☐ No ☐ N/A	
Containers Intact?	☑ Yes ☐ No ☐ N/A	7.
Dissolved analysis: Samples Field Filtered?	☐ Yes ☐ No ☐ N/A	8.
Sample Labels Match COC?	☐ Yes ☐ No ☐ N/A	9.
-Includes Date/Time/ID/Analysis Matrix: WT		
Headspace in VOA Vials (>5-6mm)?	☐ Yes ☑ No ☑ N/A	10.
Trip Blank Present?	☑ Yes ☐ No ☐ N/A	11.
Trip Blank Custody Seals Present?	☑ Yes ☐ No ☐ N/A	

Field Data Required? ☐ Yes ☐ No

COMMENTS/SAMPLE DISCREPANCY

Lot ID of split containers:

CLIENT NOTIFICATION/RESOLUTION

Person contacted: _____ Date/Time: _____

Project Manager SCURF Review: _____ Date: _____

Project Manager SRF Review: _____ Date: _____

*Check mark top half of box if pH and/or dechlorination is verified and within the acceptance range for preservation samples.

Exceptions: VOA, Coliform, TOC, Oil and Grease, DRO/8015 (water) DOC, LLHg

**Bottom half of box is to list number of bottle

Project # **WO# : 92495241**

PM: NMG Due Date: 09/15/20

CLIENT: 92-AECOM CHA

Item#	BP4U-125 mL Plastic Unpreserved (N/A) (Cl-)	BP3U-250 mL Plastic Unpreserved (N/A)	BP2U-500 mL Plastic Unpreserved (N/A)	BP1U-1 liter Plastic Unpreserved (N/A)	BP4S-125 mL Plastic H2SO4 (pH < 2) (Cl-)	BP3N-250 mL plastic HNO3 (pH < 2)	BP4Z-125 mL Plastic ZN Acetate & NaOH (>9)	BP4C-125 mL Plastic NaOH (pH > 12) (Cl-)	WGFU-Wide-mouthed Glass jar Unpreserved	AG1U-1 liter Amber Unpreserved (N/A) (Cl-)	AG1H-1 liter Amber HCl (pH < 2)	AG3U-250 mL Amber Unpreserved (N/A) (Cl-)	AG1S-1 liter Amber H2SO4 (pH < 2)	AG3S-250 mL Amber H2SO4 (pH < 2)	AG3A(DG3A)-250 mL Amber NH4Cl (N/A)(Cl-)	DG9H-40 mL VOA HCl (N/A)	VG9T-40 mL VOA Na2S2O3 (N/A)	VG9U-40 mL VOA Unp (N/A)	DG9P-40 mL VOA H3PO4 (N/A)	VOAK (6 vials per kit)-5035 kit (N/A)	V/GK (3 vials per kit)-VPH/Gas kit (N/A)	SP5T-125 mL Sterile Plastic (N/A – lab)	SP2T-250 mL Sterile Plastic (N/A – lab)		BP3A-250 mL Plastic (NH2)2SO4 (9.3-9.7)	AG0U-100 mL Amber Unpreserved vials (N/A)	VSGU-20 mL Scintillation vials (N/A)	DG9U-40 mL Amber Unpreserved vials (N/A)
1						1										1	3												
2						1										1													
3																													
4																													
5																													
6																													
7																													
8																													
9																													
10																													
11																													
12																													

pH Adjustment Log for Preserved Samples

Sample ID	Type of Preservative	pH upon receipt	Date preservation adjusted	Time preservation adjusted	Amount of Preservative added	Lot #

Note: Whenever there is a discrepancy affecting North Carolina compliance samples, a copy of this form will be sent to the North Carolina DEHNR Certification Office (i.e. Out of hold, incorrect preservative, out of temp, incorrect containers.

Pace Analytical
WWW.PACELABS.COM

CHAIN-OF-CUSTODY / Analytical Request Document

The Chain-of-Custody is a LEGAL DOCUMENT. All relevant fields must be completed accurately.

Page : 1 Of 1

Section A Required Client Information:		Section B Required Project Information:		Section C Invoice Information:	
Company:	AECOM, Charlotte	Report To:	Wreschnig, Andrew	Attention:	
Address:	6000 Fairview Road	Copy To:		Company Name:	
Suite 200, Charlotte, NC 28210				Address:	
Email:	andrew.wreschnig@aecom.com	Purchase Order #:		Pace Quote:	
Phone:	(980)221-7831 Fax	Project Name:	Colonial Pipeline	Pace Project Manager:	nicole.gasiorowski@pacelabs.com,
Requested Due Date:		Project #:		Pace Profile #:	12518

Regulatory Agency	
State / Location	NC

ITEM #	SAMPLE ID One Character per box. (A-Z, 0-9 / , -) Sample Ids must be unique	MATRIX CODE (see valid codes to left)	SAMPLE TYPE (G=GRAB C=COMP)	COLLECTED START DATE	COLLECTED START TIME	COLLECTED END DATE	COLLECTED END TIME	SAMPLE TEMP AT COLLECTION	# OF CONTAINERS	Preservatives: Unpreserved	H2SO4	HNO3	HCl	NaOH	Na2S2O3	Methanol	Other	Analyses Test Y/N	6200	VPH	6010 Lead	504.1 EDB	Trip BLANK	Residual Chlorine (Y/N)	92491524 1
1	MW-29	W	G			9/13/20	1020	16	11			X	X				X		X	X	X	X			001
2	MW-09	W	G			9/13/20	1330	15	8			X	X						X	X	X				002
3	Trip Blank-06	W	G			9/13/20			2				X						X			X	X		
4																									
5																									
6																									
7																									
8																									
9																									
10																									
11																									
12																									

ADDITIONAL COMMENTS	RELINQUISHED BY / AFFILIATION	DATE	TIME	ACCEPTED BY / AFFILIATION	DATE	TIME	SAMPLE CONDITIONS			
	Randy Morgan AECOM	9/14/20	9:50	PACEHVL	9/14/20	9:50	1.5	Y	N	Y

SAMPLER NAME AND SIGNATURE					
PRINT Name of SAMPLER:	Randy Morgan		TEMP in C	Received on Ice (Y/N)	Custody Sealed Cooler (Y/N)	Samples Intact (Y/N)
SIGNATURE of SAMPLER:	Randy Morgan	DATE Signed: 9-13-20				

Pace Analytical Services, LLC
9800 Kincey Ave. Suite 100
Huntersville, NC 28078
(704)875-9092

September 16, 2020

Andrew Wreschnig
AECOM
6000 Fairview Road
Suite 200
Charlotte, NC 28210

RE: Project: Colonial Pipeline (9/13 GW)
Pace Project No.: 92495244

Dear Andrew Wreschnig:

Enclosed are the analytical results for sample(s) received by the laboratory on September 14, 2020. The results relate only to the samples included in this report. Results reported herein conform to the applicable TNI/NELAC Standards and the laboratory's Quality Manual, where applicable, unless otherwise noted in the body of the report.

The test results provided in this final report were generated by each of the following laboratories within the Pace Network:

- Pace National - Mt. Juliet
- Pace Analytical Services - Asheville
- Pace Analytical Services - Charlotte

If you have any questions concerning this report, please feel free to contact me.

Sincerely,

Nicole Gasiorowski
nicole.gasiorowski@pacelabs.com
(704)875-9092
Project Manager

Enclosures

cc: Jeff Morrison, Colonial Pipeline Company

This report shall not be reproduced, except in full,
without the written consent of Pace Analytical Services, LLC.

Pace Analytical Services, LLC
9800 Kincey Ave. Suite 100
Huntersville, NC 28078
(704)875-9092

CERTIFICATIONS

Project: Colonial Pipeline (9/13 GW)
Pace Project No.: 92495244

Pace Analytical Services National

12065 Lebanon Road, Mt. Juliet, TN 37122
Alabama Certification #: 40660
Alaska Certification 17-026
Arizona Certification #: AZ0612
Arkansas Certification #: 88-0469
California Certification #: 2932
Canada Certification #: 1461.01
Colorado Certification #: TN00003
Connecticut Certification #: PH-0197
DOD Certification: #1461.01
EPA# TN00003
Florida Certification #: E87487
Georgia DW Certification #: 923
Georgia Certification: NELAP
Idaho Certification #: TN00003
Illinois Certification #: 200008
Indiana Certification #: C-TN-01
Iowa Certification #: 364
Kansas Certification #: E-10277
Kentucky UST Certification #: 16
Kentucky Certification #: 90010
Louisiana Certification #: AI30792
Louisiana DW Certification #: LA180010
Maine Certification #: TN0002
Maryland Certification #: 324
Massachusetts Certification #: M-TN003
Michigan Certification #: 9958
Minnesota Certification #: 047-999-395
Mississippi Certification #: TN00003
Missouri Certification #: 340
Montana Certification #: CERT0086
Nebraska Certification #: NE-OS-15-05
Nevada Certification #: TN-03-2002-34
New Hampshire Certification #: 2975
New Jersey Certification #: TN002
New Mexico DW Certification
New York Certification #: 11742
North Carolina Aquatic Toxicity Certification #: 41
North Carolina Drinking Water Certification #: 21704
North Carolina Environmental Certificate #: 375
North Dakota Certification #: R-140
Ohio VAP Certification #: CL0069
Oklahoma Certification #: 9915
Oregon Certification #: TN200002
Pennsylvania Certification #: 68-02979
Rhode Island Certification #: LAO00356
South Carolina Certification #: 84004
South Dakota Certification
Tennessee DW/Chem/Micro Certification #: 2006
Texas Certification #: T 104704245-17-14
Texas Mold Certification #: LAB0152
USDA Soil Permit #: P330-15-00234
Utah Certification #: TN00003
Virginia Certification #: VT2006
Vermont Dept. of Health: ID# VT-2006
Virginia Certification #: 460132
Washington Certification #: C847
West Virginia Certification #: 233
Wisconsin Certification #: 9980939910
Wyoming UST Certification #: via A2LA 2926.01
A2LA-ISO 17025 Certification #: 1461.01
A2LA-ISO 17025 Certification #: 1461.02
AIHA-LAP/LLC EMLAP Certification #:100789

Pace Analytical Services Charlotte

9800 Kincey Ave. Ste 100, Huntersville, NC 28078
Louisiana/NELAP Certification # LA170028
North Carolina Drinking Water Certification #: 37706
North Carolina Field Services Certification #: 5342
North Carolina Wastewater Certification #: 12
South Carolina Certification #: 99006001
Florida/NELAP Certification #: E87627
Kentucky UST Certification #: 84
Virginia/VELAP Certification #: 460221

Pace Analytical Services Asheville

2225 Riverside Drive, Asheville, NC 28804
Florida/NELAP Certification #: E87648
Massachusetts Certification #: M-NC030
North Carolina Drinking Water Certification #: 37712
North Carolina Wastewater Certification #: 40
South Carolina Certification #: 99030001
Virginia/VELAP Certification #: 460222

REPORT OF LABORATORY ANALYSIS

This report shall not be reproduced, except in full,
without the written consent of Pace Analytical Services, LLC.

Pace Analytical Services, LLC
9800 Kincey Ave. Suite 100
Huntersville, NC 28078
(704)875-9092

SAMPLE ANALYTE COUNT

Project: Colonial Pipeline (9/13 GW)
Pace Project No.: 92495244

Lab ID	Sample ID	Method	Analysts	Analytes Reported	Laboratory
92495244001	**MW-11**	MADEP VPH	BMB	6	PAN
		EPA 6010D	SH1	1	PASI-A
		SM 6200B	CL	63	PASI-C
92495239004	**Trip Blank-06**	SM 6200B	CL	63	PASI-C

PAN = Pace National - Mt. Juliet
PASI-A = Pace Analytical Services - Asheville
PASI-C = Pace Analytical Services - Charlotte

REPORT OF LABORATORY ANALYSIS

This report shall not be reproduced, except in full,
without the written consent of Pace Analytical Services, LLC.

Pace Analytical Services, LLC
9800 Kincey Ave. Suite 100
Huntersville, NC 28078
(704)875-9092

ANALYTICAL RESULTS

Project: Colonial Pipeline (9/13 GW)
Pace Project No.: 92495244

Sample: MW-11 **Lab ID: 92495244001** Collected: 09/13/20 15:00 Received: 09/14/20 09:50 Matrix: Water

Parameters	Results	Units	Report Limit	DF	Prepared	Analyzed	CAS No.	Qual
MADEPV	Analytical Method: MADEP VPH Preparation Method: MADEPV Pace National - Mt. Juliet							
Aliphatic (C05-C08)	ND	ug/L	100	1	09/15/20 17:37	09/15/20 17:37		
Aliphatic (C09-C12)	ND	ug/L	100	1	09/15/20 17:37	09/15/20 17:37		
Aromatic (C09-C10),Unadjusted	ND	ug/L	100	1	09/15/20 17:37	09/15/20 17:37	TPHC9C10A	
Total VPH	ND	ug/L	100	1	09/15/20 17:37	09/15/20 17:37	VPH	
Surrogates								
2,5-Dibromotoluene (FID)	92.5	%	70.0-130	1	09/15/20 17:37	09/15/20 17:37	615-59-8FID	
2,5-Dibromotoluene (PID)	84.9	%	70.0-130	1	09/15/20 17:37	09/15/20 17:37	615-59-8PID	
6010 MET ICP	Analytical Method: EPA 6010D Preparation Method: EPA 3010A Pace Analytical Services - Asheville							
Lead	ND	ug/L	5.0	1	09/15/20 01:58	09/15/20 13:11	7439-92-1	
6200B MSV	Analytical Method: SM 6200B Pace Analytical Services - Charlotte							
Benzene	ND	ug/L	0.50	1		09/15/20 02:27	71-43-2	
Bromobenzene	ND	ug/L	0.50	1		09/15/20 02:27	108-86-1	
Bromochloromethane	ND	ug/L	0.50	1		09/15/20 02:27	74-97-5	
Bromodichloromethane	ND	ug/L	0.50	1		09/15/20 02:27	75-27-4	
Bromoform	ND	ug/L	0.50	1		09/15/20 02:27	75-25-2	
Bromomethane	ND	ug/L	5.0	1		09/15/20 02:27	74-83-9	
n-Butylbenzene	ND	ug/L	0.50	1		09/15/20 02:27	104-51-8	
sec-Butylbenzene	ND	ug/L	0.50	1		09/15/20 02:27	135-98-8	
tert-Butylbenzene	ND	ug/L	0.50	1		09/15/20 02:27	98-06-6	
Carbon tetrachloride	ND	ug/L	0.50	1		09/15/20 02:27	56-23-5	
Chlorobenzene	ND	ug/L	0.50	1		09/15/20 02:27	108-90-7	
Chloroethane	ND	ug/L	1.0	1		09/15/20 02:27	75-00-3	
Chloroform	**6.3**	ug/L	0.50	1		09/15/20 02:27	67-66-3	
Chloromethane	ND	ug/L	1.0	1		09/15/20 02:27	74-87-3	
2-Chlorotoluene	ND	ug/L	0.50	1		09/15/20 02:27	95-49-8	
4-Chlorotoluene	ND	ug/L	0.50	1		09/15/20 02:27	106-43-4	
1,2-Dibromo-3-chloropropane	ND	ug/L	1.0	1		09/15/20 02:27	96-12-8	
Dibromochloromethane	ND	ug/L	0.50	1		09/15/20 02:27	124-48-1	
1,2-Dibromoethane (EDB)	ND	ug/L	0.50	1		09/15/20 02:27	106-93-4	
Dibromomethane	ND	ug/L	0.50	1		09/15/20 02:27	74-95-3	
1,2-Dichlorobenzene	ND	ug/L	0.50	1		09/15/20 02:27	95-50-1	
1,3-Dichlorobenzene	ND	ug/L	0.50	1		09/15/20 02:27	541-73-1	
1,4-Dichlorobenzene	ND	ug/L	0.50	1		09/15/20 02:27	106-46-7	
Dichlorodifluoromethane	ND	ug/L	0.50	1		09/15/20 02:27	75-71-8	
1,1-Dichloroethane	ND	ug/L	0.50	1		09/15/20 02:27	75-34-3	
1,2-Dichloroethane	ND	ug/L	0.50	1		09/15/20 02:27	107-06-2	
1,1-Dichloroethene	ND	ug/L	0.50	1		09/15/20 02:27	75-35-4	
cis-1,2-Dichloroethene	ND	ug/L	0.50	1		09/15/20 02:27	156-59-2	
trans-1,2-Dichloroethene	ND	ug/L	0.50	1		09/15/20 02:27	156-60-5	
1,2-Dichloropropane	ND	ug/L	0.50	1		09/15/20 02:27	78-87-5	
1,3-Dichloropropane	ND	ug/L	0.50	1		09/15/20 02:27	142-28-9	
2,2-Dichloropropane	ND	ug/L	0.50	1		09/15/20 02:27	594-20-7	

REPORT OF LABORATORY ANALYSIS

This report shall not be reproduced, except in full,
without the written consent of Pace Analytical Services, LLC.

Pace Analytical Services, LLC
9800 Kincey Ave. Suite 100
Huntersville, NC 28078
(704)875-9092

ANALYTICAL RESULTS

Project: Colonial Pipeline (9/13 GW)
Pace Project No.: 92495244

Sample: MW-11 **Lab ID: 92495244001** Collected: 09/13/20 15:00 Received: 09/14/20 09:50 Matrix: Water

Parameters	Results	Units	Report Limit	DF	Prepared	Analyzed	CAS No.	Qual
6200B MSV	Analytical Method: SM 6200B Pace Analytical Services - Charlotte							
1,1-Dichloropropene	ND	ug/L	0.50	1		09/15/20 02:27	563-58-6	
cis-1,3-Dichloropropene	ND	ug/L	0.50	1		09/15/20 02:27	10061-01-5	
trans-1,3-Dichloropropene	ND	ug/L	0.50	1		09/15/20 02:27	10061-02-6	
Diisopropyl ether	ND	ug/L	0.50	1		09/15/20 02:27	108-20-3	
Ethylbenzene	ND	ug/L	0.50	1		09/15/20 02:27	100-41-4	
Hexachloro-1,3-butadiene	ND	ug/L	2.0	1		09/15/20 02:27	87-68-3	
Isopropylbenzene (Cumene)	ND	ug/L	0.50	1		09/15/20 02:27	98-82-8	
Methylene Chloride	ND	ug/L	2.0	1		09/15/20 02:27	75-09-2	
Methyl-tert-butyl ether	ND	ug/L	0.50	1		09/15/20 02:27	1634-04-4	
Naphthalene	ND	ug/L	2.0	1		09/15/20 02:27	91-20-3	
n-Propylbenzene	ND	ug/L	0.50	1		09/15/20 02:27	103-65-1	
Styrene	ND	ug/L	0.50	1		09/15/20 02:27	100-42-5	
1,1,1,2-Tetrachloroethane	ND	ug/L	0.50	1		09/15/20 02:27	630-20-6	
1,1,2,2-Tetrachloroethane	ND	ug/L	0.50	1		09/15/20 02:27	79-34-5	
Tetrachloroethene	**1.9**	ug/L	0.50	1		09/15/20 02:27	127-18-4	
Toluene	ND	ug/L	0.50	1		09/15/20 02:27	108-88-3	
1,2,3-Trichlorobenzene	ND	ug/L	2.0	1		09/15/20 02:27	87-61-6	
1,2,4-Trichlorobenzene	ND	ug/L	2.0	1		09/15/20 02:27	120-82-1	
1,1,1-Trichloroethane	ND	ug/L	0.50	1		09/15/20 02:27	71-55-6	
1,1,2-Trichloroethane	ND	ug/L	0.50	1		09/15/20 02:27	79-00-5	
Trichloroethene	ND	ug/L	0.50	1		09/15/20 02:27	79-01-6	
Trichlorofluoromethane	ND	ug/L	1.0	1		09/15/20 02:27	75-69-4	
1,2,3-Trichloropropane	ND	ug/L	0.50	1		09/15/20 02:27	96-18-4	
1,2,4-Trimethylbenzene	ND	ug/L	0.50	1		09/15/20 02:27	95-63-6	
1,3,5-Trimethylbenzene	ND	ug/L	0.50	1		09/15/20 02:27	108-67-8	
Vinyl chloride	ND	ug/L	1.0	1		09/15/20 02:27	75-01-4	
m&p-Xylene	ND	ug/L	1.0	1		09/15/20 02:27	179601-23-1	
o-Xylene	ND	ug/L	0.50	1		09/15/20 02:27	95-47-6	
Surrogates								
1,2-Dichloroethane-d4 (S)	86	%	70-130	1		09/15/20 02:27	17060-07-0	
4-Bromofluorobenzene (S)	93	%	70-130	1		09/15/20 02:27	460-00-4	
Toluene-d8 (S)	98	%	70-130	1		09/15/20 02:27	2037-26-5	

REPORT OF LABORATORY ANALYSIS

This report shall not be reproduced, except in full,
without the written consent of Pace Analytical Services, LLC.

Pace Analytical Services, LLC
9800 Kincey Ave. Suite 100
Huntersville, NC 28078
(704)875-9092

ANALYTICAL RESULTS

Project: Colonial Pipeline (9/13 GW)
Pace Project No.: 92495244

Sample: Trip Blank-06 **Lab ID: 92495239004** Collected: 09/13/20 00:00 Received: 09/14/20 09:50 Matrix: Water

Parameters	Results	Units	Report Limit	DF	Prepared	Analyzed	CAS No.	Qual
6200B MSV	Analytical Method: SM 6200B Pace Analytical Services - Charlotte							
Benzene	ND	ug/L	0.50	1		09/15/20 00:38	71-43-2	
Bromobenzene	ND	ug/L	0.50	1		09/15/20 00:38	108-86-1	
Bromochloromethane	ND	ug/L	0.50	1		09/15/20 00:38	74-97-5	
Bromodichloromethane	ND	ug/L	0.50	1		09/15/20 00:38	75-27-4	
Bromoform	ND	ug/L	0.50	1		09/15/20 00:38	75-25-2	
Bromomethane	ND	ug/L	5.0	1		09/15/20 00:38	74-83-9	
n-Butylbenzene	ND	ug/L	0.50	1		09/15/20 00:38	104-51-8	
sec-Butylbenzene	ND	ug/L	0.50	1		09/15/20 00:38	135-98-8	
tert-Butylbenzene	ND	ug/L	0.50	1		09/15/20 00:38	98-06-6	
Carbon tetrachloride	ND	ug/L	0.50	1		09/15/20 00:38	56-23-5	
Chlorobenzene	ND	ug/L	0.50	1		09/15/20 00:38	108-90-7	
Chloroethane	ND	ug/L	1.0	1		09/15/20 00:38	75-00-3	
Chloroform	ND	ug/L	0.50	1		09/15/20 00:38	67-66-3	
Chloromethane	ND	ug/L	1.0	1		09/15/20 00:38	74-87-3	
2-Chlorotoluene	ND	ug/L	0.50	1		09/15/20 00:38	95-49-8	
4-Chlorotoluene	ND	ug/L	0.50	1		09/15/20 00:38	106-43-4	
1,2-Dibromo-3-chloropropane	ND	ug/L	1.0	1		09/15/20 00:38	96-12-8	
Dibromochloromethane	ND	ug/L	0.50	1		09/15/20 00:38	124-48-1	
1,2-Dibromoethane (EDB)	ND	ug/L	0.50	1		09/15/20 00:38	106-93-4	
Dibromomethane	ND	ug/L	0.50	1		09/15/20 00:38	74-95-3	
1,2-Dichlorobenzene	ND	ug/L	0.50	1		09/15/20 00:38	95-50-1	
1,3-Dichlorobenzene	ND	ug/L	0.50	1		09/15/20 00:38	541-73-1	
1,4-Dichlorobenzene	ND	ug/L	0.50	1		09/15/20 00:38	106-46-7	
Dichlorodifluoromethane	ND	ug/L	0.50	1		09/15/20 00:38	75-71-8	
1,1-Dichloroethane	ND	ug/L	0.50	1		09/15/20 00:38	75-34-3	
1,2-Dichloroethane	ND	ug/L	0.50	1		09/15/20 00:38	107-06-2	
1,1-Dichloroethene	ND	ug/L	0.50	1		09/15/20 00:38	75-35-4	
cis-1,2-Dichloroethene	ND	ug/L	0.50	1		09/15/20 00:38	156-59-2	
trans-1,2-Dichloroethene	ND	ug/L	0.50	1		09/15/20 00:38	156-60-5	
1,2-Dichloropropane	ND	ug/L	0.50	1		09/15/20 00:38	78-87-5	
1,3-Dichloropropane	ND	ug/L	0.50	1		09/15/20 00:38	142-28-9	
2,2-Dichloropropane	ND	ug/L	0.50	1		09/15/20 00:38	594-20-7	
1,1-Dichloropropene	ND	ug/L	0.50	1		09/15/20 00:38	563-58-6	
cis-1,3-Dichloropropene	ND	ug/L	0.50	1		09/15/20 00:38	10061-01-5	
trans-1,3-Dichloropropene	ND	ug/L	0.50	1		09/15/20 00:38	10061-02-6	
Diisopropyl ether	ND	ug/L	0.50	1		09/15/20 00:38	108-20-3	
Ethylbenzene	ND	ug/L	0.50	1		09/15/20 00:38	100-41-4	
Hexachloro-1,3-butadiene	ND	ug/L	2.0	1		09/15/20 00:38	87-68-3	
Isopropylbenzene (Cumene)	ND	ug/L	0.50	1		09/15/20 00:38	98-82-8	
Methylene Chloride	ND	ug/L	2.0	1		09/15/20 00:38	75-09-2	
Methyl-tert-butyl ether	ND	ug/L	0.50	1		09/15/20 00:38	1634-04-4	
Naphthalene	ND	ug/L	2.0	1		09/15/20 00:38	91-20-3	
n-Propylbenzene	ND	ug/L	0.50	1		09/15/20 00:38	103-65-1	
Styrene	ND	ug/L	0.50	1		09/15/20 00:38	100-42-5	
1,1,1,2-Tetrachloroethane	ND	ug/L	0.50	1		09/15/20 00:38	630-20-6	
1,1,2,2-Tetrachloroethane	ND	ug/L	0.50	1		09/15/20 00:38	79-34-5	

REPORT OF LABORATORY ANALYSIS

This report shall not be reproduced, except in full,
without the written consent of Pace Analytical Services, LLC.

Pace Analytical Services, LLC
9800 Kincey Ave. Suite 100
Huntersville, NC 28078
(704)875-9092

ANALYTICAL RESULTS

Project: Colonial Pipeline (9/13 GW)
Pace Project No.: 92495244

Sample: Trip Blank-06 **Lab ID: 92495239004** Collected: 09/13/20 00:00 Received: 09/14/20 09:50 Matrix: Water

Parameters	Results	Units	Report Limit	DF	Prepared	Analyzed	CAS No.	Qual
6200B MSV	Analytical Method: SM 6200B Pace Analytical Services - Charlotte							
Tetrachloroethene	ND	ug/L	0.50	1		09/15/20 00:38	127-18-4	
Toluene	ND	ug/L	0.50	1		09/15/20 00:38	108-88-3	
1,2,3-Trichlorobenzene	ND	ug/L	2.0	1		09/15/20 00:38	87-61-6	
1,2,4-Trichlorobenzene	ND	ug/L	2.0	1		09/15/20 00:38	120-82-1	
1,1,1-Trichloroethane	ND	ug/L	0.50	1		09/15/20 00:38	71-55-6	
1,1,2-Trichloroethane	ND	ug/L	0.50	1		09/15/20 00:38	79-00-5	
Trichloroethene	ND	ug/L	0.50	1		09/15/20 00:38	79-01-6	
Trichlorofluoromethane	ND	ug/L	1.0	1		09/15/20 00:38	75-69-4	
1,2,3-Trichloropropane	ND	ug/L	0.50	1		09/15/20 00:38	96-18-4	
1,2,4-Trimethylbenzene	ND	ug/L	0.50	1		09/15/20 00:38	95-63-6	
1,3,5-Trimethylbenzene	ND	ug/L	0.50	1		09/15/20 00:38	108-67-8	
Vinyl chloride	ND	ug/L	1.0	1		09/15/20 00:38	75-01-4	
m&p-Xylene	ND	ug/L	1.0	1		09/15/20 00:38	179601-23-1	
o-Xylene	ND	ug/L	0.50	1		09/15/20 00:38	95-47-6	
Surrogates								
1,2-Dichloroethane-d4 (S)	87	%	70-130	1		09/15/20 00:38	17060-07-0	
4-Bromofluorobenzene (S)	95	%	70-130	1		09/15/20 00:38	460-00-4	
Toluene-d8 (S)	100	%	70-130	1		09/15/20 00:38	2037-26-5	

REPORT OF LABORATORY ANALYSIS

This report shall not be reproduced, except in full,
without the written consent of Pace Analytical Services, LLC.

Pace Analytical Services, LLC
9800 Kincey Ave. Suite 100
Huntersville, NC 28078
(704)875-9092

QUALITY CONTROL DATA

Project: Colonial Pipeline (9/13 GW)
Pace Project No.: 92495244

QC Batch: 1543344
QC Batch Method: MADEPV
Analysis Method: MADEP VPH
Analysis Description: MADEPV
Laboratory: Pace National - Mt. Juliet

Associated Lab Samples: 92495244001

METHOD BLANK: R3570767-3 Matrix: Water
Associated Lab Samples: 92495244001

Parameter	Units	Blank Result	Reporting Limit	Analyzed	Qualifiers
Aliphatic (C05-C08)	ug/L	ND	100	09/15/20 10:54	
Aliphatic (C09-C12)	ug/L	ND	100	09/15/20 10:54	
Aromatic (C09-C10),Unadjusted	ug/L	ND	100	09/15/20 10:54	
Total VPH	ug/L	ND	100	09/15/20 10:54	
2,5-Dibromotoluene (FID)	%	89.7	70.0-130	09/15/20 10:54	
2,5-Dibromotoluene (PID)	%	84.7	70.0-130	09/15/20 10:54	

LABORATORY CONTROL SAMPLE & LCSD: R3570767-1 R3570767-2

Parameter	Units	Spike Conc.	LCS Result	LCSD Result	LCS % Rec	LCSD % Rec	% Rec Limits	RPD	Max RPD	Qualifiers
Aliphatic (C05-C08)	ug/L	1200	1170	1140	97.5	95.0	70.0-130	2.60	25	
Aliphatic (C09-C12)	ug/L	1400	1390	1340	99.3	95.7	70.0-130	3.66	25	
Aromatic (C09-C10),Unadjusted	ug/L	200	170	177	85.0	88.5	70.0-130	4.03	25	
Total VPH	ug/L	2800	2730	2660	97.5	95.0	70.0-130	2.60	25	
2,5-Dibromotoluene (FID)	%				101	95.2	70.0-130			
2,5-Dibromotoluene (PID)	%				88.6	88.0	70.0-130			

Results presented on this page are in the units indicated by the "Units" column except where an alternate unit is presented to the right of the result.

REPORT OF LABORATORY ANALYSIS

This report shall not be reproduced, except in full,
without the written consent of Pace Analytical Services, LLC.

Pace Analytical Services, LLC
9800 Kincey Ave. Suite 100
Huntersville, NC 28078
(704)875-9092

QUALITY CONTROL DATA

Project: Colonial Pipeline (9/13 GW)
Pace Project No.: 92495244

QC Batch: 566320
QC Batch Method: EPA 3010A
Analysis Method: EPA 6010D
Analysis Description: 6010 MET
Laboratory: Pace Analytical Services - Asheville
Associated Lab Samples: 92495244001

METHOD BLANK: 3001481 Matrix: Water
Associated Lab Samples: 92495244001

Parameter	Units	Blank Result	Reporting Limit	Analyzed	Qualifiers
Lead	ug/L	ND	5.0	09/15/20 12:29	

LABORATORY CONTROL SAMPLE: 3001482

Parameter	Units	Spike Conc.	LCS Result	LCS % Rec	% Rec Limits	Qualifiers
Lead	ug/L	500	471	94	80-120	

MATRIX SPIKE & MATRIX SPIKE DUPLICATE: 3001483 3001484

Parameter	Units	92495239001 Result	MS Spike Conc.	MSD Spike Conc.	MS Result	MSD Result	MS % Rec	MSD % Rec	% Rec Limits	RPD	Qual
Lead	ug/L	ND	500	500	509	512	102	102	75-125	1	

Results presented on this page are in the units indicated by the "Units" column except where an alternate unit is presented to the right of the result.

REPORT OF LABORATORY ANALYSIS

This report shall not be reproduced, except in full,
without the written consent of Pace Analytical Services, LLC.

Pace Analytical Services, LLC
9800 Kincey Ave. Suite 100
Huntersville, NC 28078
(704)875-9092

QUALITY CONTROL DATA

Project: Colonial Pipeline (9/13 GW)
Pace Project No.: 92495244

QC Batch: 566150
QC Batch Method: SM 6200B
Analysis Method: SM 6200B
Analysis Description: 6200B MSV
Laboratory: Pace Analytical Services - Charlotte
Associated Lab Samples: 92495239004, 92495244001

METHOD BLANK: 3000653 Matrix: Water
Associated Lab Samples: 92495239004, 92495244001

Parameter	Units	Blank Result	Reporting Limit	Analyzed	Qualifiers
1,1,1,2-Tetrachloroethane	ug/L	ND	0.50	09/15/20 00:19	
1,1,1-Trichloroethane	ug/L	ND	0.50	09/15/20 00:19	
1,1,2,2-Tetrachloroethane	ug/L	ND	0.50	09/15/20 00:19	
1,1,2-Trichloroethane	ug/L	ND	0.50	09/15/20 00:19	
1,1-Dichloroethane	ug/L	ND	0.50	09/15/20 00:19	
1,1-Dichloroethene	ug/L	ND	0.50	09/15/20 00:19	
1,1-Dichloropropene	ug/L	ND	0.50	09/15/20 00:19	
1,2,3-Trichlorobenzene	ug/L	ND	2.0	09/15/20 00:19	
1,2,3-Trichloropropane	ug/L	ND	0.50	09/15/20 00:19	
1,2,4-Trichlorobenzene	ug/L	ND	2.0	09/15/20 00:19	
1,2,4-Trimethylbenzene	ug/L	ND	0.50	09/15/20 00:19	
1,2-Dibromo-3-chloropropane	ug/L	ND	1.0	09/15/20 00:19	
1,2-Dibromoethane (EDB)	ug/L	ND	0.50	09/15/20 00:19	
1,2-Dichlorobenzene	ug/L	ND	0.50	09/15/20 00:19	
1,2-Dichloroethane	ug/L	ND	0.50	09/15/20 00:19	
1,2-Dichloropropane	ug/L	ND	0.50	09/15/20 00:19	
1,3,5-Trimethylbenzene	ug/L	ND	0.50	09/15/20 00:19	
1,3-Dichlorobenzene	ug/L	ND	0.50	09/15/20 00:19	
1,3-Dichloropropane	ug/L	ND	0.50	09/15/20 00:19	
1,4-Dichlorobenzene	ug/L	ND	0.50	09/15/20 00:19	
2,2-Dichloropropane	ug/L	ND	0.50	09/15/20 00:19	
2-Chlorotoluene	ug/L	ND	0.50	09/15/20 00:19	
4-Chlorotoluene	ug/L	ND	0.50	09/15/20 00:19	
Benzene	ug/L	ND	0.50	09/15/20 00:19	
Bromobenzene	ug/L	ND	0.50	09/15/20 00:19	
Bromochloromethane	ug/L	ND	0.50	09/15/20 00:19	
Bromodichloromethane	ug/L	ND	0.50	09/15/20 00:19	
Bromoform	ug/L	ND	0.50	09/15/20 00:19	
Bromomethane	ug/L	ND	5.0	09/15/20 00:19	
Carbon tetrachloride	ug/L	ND	0.50	09/15/20 00:19	
Chlorobenzene	ug/L	ND	0.50	09/15/20 00:19	
Chloroethane	ug/L	ND	1.0	09/15/20 00:19	
Chloroform	ug/L	ND	0.50	09/15/20 00:19	
Chloromethane	ug/L	ND	1.0	09/15/20 00:19	
cis-1,2-Dichloroethene	ug/L	ND	0.50	09/15/20 00:19	
cis-1,3-Dichloropropene	ug/L	ND	0.50	09/15/20 00:19	
Dibromochloromethane	ug/L	ND	0.50	09/15/20 00:19	
Dibromomethane	ug/L	ND	0.50	09/15/20 00:19	
Dichlorodifluoromethane	ug/L	ND	0.50	09/15/20 00:19	
Diisopropyl ether	ug/L	ND	0.50	09/15/20 00:19	

Results presented on this page are in the units indicated by the "Units" column except where an alternate unit is presented to the right of the result.

REPORT OF LABORATORY ANALYSIS

This report shall not be reproduced, except in full,
without the written consent of Pace Analytical Services, LLC.

Pace Analytical Services, LLC
9800 Kincey Ave. Suite 100
Huntersville, NC 28078
(704)875-9092

QUALITY CONTROL DATA

Project: Colonial Pipeline (9/13 GW)
Pace Project No.: 92495244

METHOD BLANK: 3000653 Matrix: Water
Associated Lab Samples: 92495239004, 92495244001

Parameter	Units	Blank Result	Reporting Limit	Analyzed	Qualifiers
Ethylbenzene	ug/L	ND	0.50	09/15/20 00:19	
Hexachloro-1,3-butadiene	ug/L	ND	2.0	09/15/20 00:19	
Isopropylbenzene (Cumene)	ug/L	ND	0.50	09/15/20 00:19	
m&p-Xylene	ug/L	ND	1.0	09/15/20 00:19	
Methyl-tert-butyl ether	ug/L	ND	0.50	09/15/20 00:19	
Methylene Chloride	ug/L	ND	2.0	09/15/20 00:19	
n-Butylbenzene	ug/L	ND	0.50	09/15/20 00:19	
n-Propylbenzene	ug/L	ND	0.50	09/15/20 00:19	
Naphthalene	ug/L	ND	2.0	09/15/20 00:19	
o-Xylene	ug/L	ND	0.50	09/15/20 00:19	
sec-Butylbenzene	ug/L	ND	0.50	09/15/20 00:19	
Styrene	ug/L	ND	0.50	09/15/20 00:19	
tert-Butylbenzene	ug/L	ND	0.50	09/15/20 00:19	
Tetrachloroethene	ug/L	ND	0.50	09/15/20 00:19	
Toluene	ug/L	ND	0.50	09/15/20 00:19	
trans-1,2-Dichloroethene	ug/L	ND	0.50	09/15/20 00:19	
trans-1,3-Dichloropropene	ug/L	ND	0.50	09/15/20 00:19	
Trichloroethene	ug/L	ND	0.50	09/15/20 00:19	
Trichlorofluoromethane	ug/L	ND	1.0	09/15/20 00:19	
Vinyl chloride	ug/L	ND	1.0	09/15/20 00:19	
1,2-Dichloroethane-d4 (S)	%	85	70-130	09/15/20 00:19	
4-Bromofluorobenzene (S)	%	94	70-130	09/15/20 00:19	
Toluene-d8 (S)	%	98	70-130	09/15/20 00:19	

LABORATORY CONTROL SAMPLE: 3000654

Parameter	Units	Spike Conc.	LCS Result	LCS % Rec	% Rec Limits	Qualifiers
1,1,1,2-Tetrachloroethane	ug/L	50	53.2	106	60-140	
1,1,1-Trichloroethane	ug/L	50	46.5	93	60-140	
1,1,2,2-Tetrachloroethane	ug/L	50	54.3	109	60-140	
1,1,2-Trichloroethane	ug/L	50	50.7	101	60-140	
1,1-Dichloroethane	ug/L	50	46.8	94	60-140	
1,1-Dichloroethene	ug/L	50	47.0	94	60-140	
1,1-Dichloropropene	ug/L	50	48.3	97	60-140	
1,2,3-Trichlorobenzene	ug/L	50	53.7	107	60-140	
1,2,3-Trichloropropane	ug/L	50	51.5	103	60-140	
1,2,4-Trichlorobenzene	ug/L	50	55.8	112	60-140	
1,2,4-Trimethylbenzene	ug/L	50	52.7	105	60-140	
1,2-Dibromo-3-chloropropane	ug/L	50	54.8	110	60-140	
1,2-Dibromoethane (EDB)	ug/L	50	55.2	110	60-140	
1,2-Dichlorobenzene	ug/L	50	53.7	107	60-140	
1,2-Dichloroethane	ug/L	50	39.8	80	60-140	
1,2-Dichloropropane	ug/L	50	51.9	104	60-140	
1,3,5-Trimethylbenzene	ug/L	50	52.4	105	60-140	

Results presented on this page are in the units indicated by the "Units" column except where an alternate unit is presented to the right of the result.

REPORT OF LABORATORY ANALYSIS

This report shall not be reproduced, except in full,
without the written consent of Pace Analytical Services, LLC.

Pace Analytical Services, LLC
9800 Kincey Ave. Suite 100
Huntersville, NC 28078
(704)875-9092

QUALITY CONTROL DATA

Project: Colonial Pipeline (9/13 GW)
Pace Project No.: 92495244

LABORATORY CONTROL SAMPLE: 3000654

Parameter	Units	Spike Conc.	LCS Result	LCS % Rec	% Rec Limits	Qualifiers
1,3-Dichlorobenzene	ug/L	50	53.9	108	60-140	
1,3-Dichloropropane	ug/L	50	55.1	110	60-140	
1,4-Dichlorobenzene	ug/L	50	53.6	107	60-140	
2,2-Dichloropropane	ug/L	50	44.6	89	60-140	
2-Chlorotoluene	ug/L	50	53.5	107	60-140	
4-Chlorotoluene	ug/L	50	52.0	104	60-140	
Benzene	ug/L	50	50.5	101	60-140	
Bromobenzene	ug/L	50	52.9	106	60-140	
Bromochloromethane	ug/L	50	50.1	100	60-140	
Bromodichloromethane	ug/L	50	44.8	90	60-140	
Bromoform	ug/L	50	53.8	108	60-140	
Bromomethane	ug/L	50	42.4	85	60-140	
Carbon tetrachloride	ug/L	50	49.4	99	60-140	
Chlorobenzene	ug/L	50	53.4	107	60-140	
Chloroethane	ug/L	50	32.1	64	60-140	
Chloroform	ug/L	50	43.5	87	60-140	
Chloromethane	ug/L	50	46.3	93	60-140	
cis-1,2-Dichloroethene	ug/L	50	46.1	92	60-140	
cis-1,3-Dichloropropene	ug/L	50	52.8	106	60-140	
Dibromochloromethane	ug/L	50	54.2	108	60-140	
Dibromomethane	ug/L	50	51.4	103	60-140	
Dichlorodifluoromethane	ug/L	50	44.2	88	60-140	
Diisopropyl ether	ug/L	50	45.7	91	60-140	
Ethylbenzene	ug/L	50	52.9	106	60-140	
Hexachloro-1,3-butadiene	ug/L	50	56.0	112	60-140	
Isopropylbenzene (Cumene)	ug/L	50	53.3	107	60-140	
m&p-Xylene	ug/L	100	104	104	60-140	
Methyl-tert-butyl ether	ug/L	50	45.6	91	60-140	
Methylene Chloride	ug/L	50	41.9	84	60-140	
n-Butylbenzene	ug/L	50	53.2	106	60-140	
n-Propylbenzene	ug/L	50	52.9	106	60-140	
Naphthalene	ug/L	50	56.2	112	60-140	
o-Xylene	ug/L	50	52.7	105	60-140	
sec-Butylbenzene	ug/L	50	53.7	107	60-140	
Styrene	ug/L	50	55.1	110	60-140	
tert-Butylbenzene	ug/L	50	44.5	89	60-140	
Tetrachloroethene	ug/L	50	55.1	110	60-140	
Toluene	ug/L	50	50.4	101	60-140	
trans-1,2-Dichloroethene	ug/L	50	47.4	95	60-140	
trans-1,3-Dichloropropene	ug/L	50	49.6	99	60-140	
Trichloroethene	ug/L	50	52.3	105	60-140	
Trichlorofluoromethane	ug/L	50	45.4	91	60-140	
Vinyl chloride	ug/L	50	48.5	97	60-140	
1,2-Dichloroethane-d4 (S)	%			84	70-130	
4-Bromofluorobenzene (S)	%			98	70-130	
Toluene-d8 (S)	%			97	70-130	

Results presented on this page are in the units indicated by the "Units" column except where an alternate unit is presented to the right of the result.

REPORT OF LABORATORY ANALYSIS

This report shall not be reproduced, except in full,
without the written consent of Pace Analytical Services, LLC.

Pace Analytical Services, LLC
9800 Kincey Ave. Suite 100
Huntersville, NC 28078
(704)875-9092

QUALITY CONTROL DATA

Project: Colonial Pipeline (9/13 GW)
Pace Project No.: 92495244

MATRIX SPIKE & MATRIX SPIKE DUPLICATE: 3000993 3000994

Parameter	Units	92495239001 Result	MS Spike Conc.	MSD Spike Conc.	MS Result	MSD Result	MS % Rec	MSD % Rec	% Rec Limits	RPD	Qual
1,1,1,2-Tetrachloroethane	ug/L	ND	20	20	21.6	20.8	108	104	60-140	3	
1,1,1-Trichloroethane	ug/L	ND	20	20	20.5	19.5	103	97	60-140	5	
1,1,2,2-Tetrachloroethane	ug/L	ND	20	20	20.2	20.0	101	100	60-140	1	
1,1,2-Trichloroethane	ug/L	ND	20	20	20.8	20.3	104	101	60-140	2	
1,1-Dichloroethane	ug/L	ND	20	20	20.0	19.3	100	96	60-140	4	
1,1-Dichloroethene	ug/L	ND	20	20	21.9	20.8	109	104	60-140	5	
1,1-Dichloropropene	ug/L	ND	20	20	21.0	19.8	105	99	60-140	6	
1,2,3-Trichlorobenzene	ug/L	ND	20	20	18.7	20.7	93	103	60-140	10	
1,2,3-Trichloropropane	ug/L	ND	20	20	20.1	19.6	100	98	60-140	2	
1,2,4-Trichlorobenzene	ug/L	ND	20	20	20.2	21.3	101	106	60-140	5	
1,2,4-Trimethylbenzene	ug/L	ND	20	20	21.0	20.7	105	104	60-140	1	
1,2-Dibromo-3-chloropropane	ug/L	ND	20	20	19.4	19.6	97	98	60-140	1	
1,2-Dibromoethane (EDB)	ug/L	ND	20	20	22.0	20.9	110	105	60-140	5	
1,2-Dichlorobenzene	ug/L	ND	20	20	20.6	20.5	103	103	60-140	0	
1,2-Dichloroethane	ug/L	ND	20	20	16.7	15.7	83	79	60-140	6	
1,2-Dichloropropane	ug/L	ND	20	20	21.7	21.1	109	105	60-140	3	
1,3,5-Trimethylbenzene	ug/L	ND	20	20	21.4	21.2	107	106	60-140	1	
1,3-Dichlorobenzene	ug/L	ND	20	20	20.7	20.8	104	104	60-140	0	
1,3-Dichloropropane	ug/L	ND	20	20	22.3	21.5	111	108	60-140	3	
1,4-Dichlorobenzene	ug/L	ND	20	20	20.7	20.6	104	103	60-140	0	
2,2-Dichloropropane	ug/L	ND	20	20	20.6	19.4	103	97	60-140	6	
2-Chlorotoluene	ug/L	ND	20	20	21.5	21.5	108	107	60-140	0	
4-Chlorotoluene	ug/L	ND	20	20	20.7	20.4	103	102	60-140	1	
Benzene	ug/L	ND	20	20	22.1	20.7	110	104	60-140	6	
Bromobenzene	ug/L	ND	20	20	21.1	21.2	105	106	60-140	0	
Bromochloromethane	ug/L	ND	20	20	21.1	20.0	106	100	60-140	5	
Bromodichloromethane	ug/L	0.70	20	20	20.0	18.9	96	91	60-140	6	
Bromoform	ug/L	ND	20	20	19.8	19.6	99	98	60-140	1	
Bromomethane	ug/L	ND	20	20	16.0	18.3	80	92	60-140	13	
Carbon tetrachloride	ug/L	ND	20	20	22.6	21.7	113	108	60-140	4	
Chlorobenzene	ug/L	ND	20	20	22.2	21.6	111	108	60-140	3	
Chloroethane	ug/L	ND	20	20	19.8	18.8	99	94	60-140	5	
Chloroform	ug/L	4.4	20	20	23.2	22.4	94	90	60-140	3	
Chloromethane	ug/L	ND	20	20	19.5	19.7	97	98	60-140	1	
cis-1,2-Dichloroethene	ug/L	ND	20	20	19.6	18.8	98	94	60-140	4	
cis-1,3-Dichloropropene	ug/L	ND	20	20	22.4	21.4	112	107	60-140	5	
Dibromochloromethane	ug/L	ND	20	20	21.3	20.4	106	102	60-140	4	
Dibromomethane	ug/L	ND	20	20	21.5	20.2	107	101	60-140	6	
Dichlorodifluoromethane	ug/L	ND	20	20	23.4	22.9	117	115	60-140	2	
Diisopropyl ether	ug/L	ND	20	20	19.0	17.9	95	89	60-140	6	
Ethylbenzene	ug/L	ND	20	20	22.2	21.7	111	108	60-140	3	
Hexachloro-1,3-butadiene	ug/L	ND	20	20	22.6	23.2	113	116	60-140	3	
Isopropylbenzene (Cumene)	ug/L	ND	20	20	22.5	21.8	112	109	60-140	3	
m&p-Xylene	ug/L	ND	40	40	43.6	42.1	109	105	60-140	3	
Methyl-tert-butyl ether	ug/L	ND	20	20	18.5	17.9	92	90	60-140	3	
Methylene Chloride	ug/L	ND	20	20	18.4	17.4	92	87	60-140	5	

Results presented on this page are in the units indicated by the "Units" column except where an alternate unit is presented to the right of the result.

REPORT OF LABORATORY ANALYSIS

This report shall not be reproduced, except in full,
without the written consent of Pace Analytical Services, LLC.

Pace Analytical Services, LLC
9800 Kincey Ave. Suite 100
Huntersville, NC 28078
(704)875-9092

QUALITY CONTROL DATA

Project: Colonial Pipeline (9/13 GW)
Pace Project No.: 92495244

MATRIX SPIKE & MATRIX SPIKE DUPLICATE: 3000993 3000994

Parameter	Units	92495239001 Result	MS Spike Conc.	MSD Spike Conc.	MS Result	MSD Result	MS % Rec	MSD % Rec	% Rec Limits	RPD	Qual
n-Butylbenzene	ug/L	ND	20	20	21.5	21.5	108	107	60-140	0	
n-Propylbenzene	ug/L	ND	20	20	21.9	21.9	110	109	60-140	0	
Naphthalene	ug/L	ND	20	20	18.0	19.9	90	100	60-140	10	
o-Xylene	ug/L	ND	20	20	21.8	21.3	109	107	60-140	2	
sec-Butylbenzene	ug/L	ND	20	20	22.4	22.3	112	112	60-140	0	
Styrene	ug/L	ND	20	20	22.0	21.5	110	107	60-140	2	
tert-Butylbenzene	ug/L	ND	20	20	18.4	18.5	92	92	60-140	1	
Tetrachloroethene	ug/L	ND	20	20	23.5	22.4	118	112	60-140	5	
Toluene	ug/L	ND	20	20	22.2	21.1	111	106	60-140	5	
trans-1,2-Dichloroethene	ug/L	ND	20	20	20.7	19.7	103	99	60-140	5	
trans-1,3-Dichloropropene	ug/L	ND	20	20	20.7	19.5	103	97	60-140	6	
Trichloroethene	ug/L	ND	20	20	23.4	22.3	117	112	60-140	5	
Trichlorofluoromethane	ug/L	ND	20	20	24.3	23.0	121	115	60-140	6	
Vinyl chloride	ug/L	ND	20	20	22.8	21.5	114	107	60-140	6	
1,2-Dichloroethane-d4 (S)	%						84	86	70-130		
4-Bromofluorobenzene (S)	%						98	97	70-130		
Toluene-d8 (S)	%						99	94	70-130		

Results presented on this page are in the units indicated by the "Units" column except where an alternate unit is presented to the right of the result.

REPORT OF LABORATORY ANALYSIS

This report shall not be reproduced, except in full,
without the written consent of Pace Analytical Services, LLC.

Pace Analytical Services, LLC
9800 Kincey Ave. Suite 100
Huntersville, NC 28078
(704)875-9092

QUALIFIERS

Project: Colonial Pipeline (9/13 GW)
Pace Project No.: 92495244

DEFINITIONS

DF - Dilution Factor, if reported, represents the factor applied to the reported data due to dilution of the sample aliquot.

ND - Not Detected at or above adjusted reporting limit.

TNTC - Too Numerous To Count

J - Estimated concentration above the adjusted method detection limit and below the adjusted reporting limit.

MDL - Adjusted Method Detection Limit.

PQL - Practical Quantitation Limit.

RL - Reporting Limit - The lowest concentration value that meets project requirements for quantitative data with known precision and bias for a specific analyte in a specific matrix.

S - Surrogate

1,2-Diphenylhydrazine decomposes to and cannot be separated from Azobenzene using Method 8270. The result for each analyte is a combined concentration.

Consistent with EPA guidelines, unrounded data are displayed and have been used to calculate % recovery and RPD values.

LCS(D) - Laboratory Control Sample (Duplicate)

MS(D) - Matrix Spike (Duplicate)

DUP - Sample Duplicate

RPD - Relative Percent Difference

NC - Not Calculable.

SG - Silica Gel - Clean-Up

U - Indicates the compound was analyzed for, but not detected.

Acid preservation may not be appropriate for 2 Chloroethylvinyl ether.

A separate vial preserved to a pH of 4-5 is recommended in SW846 Chapter 4 for the analysis of Acrolein and Acrylonitrile by EPA Method 8260.

N-Nitrosodiphenylamine decomposes and cannot be separated from Diphenylamine using Method 8270. The result reported for each analyte is a combined concentration.

Pace Analytical is TNI accredited. Contact your Pace PM for the current list of accredited analytes.

TNI - The NELAC Institute.

This report shall not be reproduced, except in full,
without the written consent of Pace Analytical Services, LLC.

Pace Analytical Services, LLC
9800 Kincey Ave. Suite 100
Huntersville, NC 28078
(704)875-9092

QUALITY CONTROL DATA CROSS REFERENCE TABLE

Project: Colonial Pipeline (9/13 GW)
Pace Project No.: 92495244

Lab ID	Sample ID	QC Batch Method	QC Batch	Analytical Method	Analytical Batch
92495244001	**MW-11**	MADEPV	1543344	MADEP VPH	1543344
92495244001	**MW-11**	EPA 3010A	566320	EPA 6010D	566343
92495239004	**Trip Blank-06**	SM 6200B	566150		
92495244001	**MW-11**	SM 6200B	566150		

This report shall not be reproduced, except in full,
without the written consent of Pace Analytical Services, LLC.

Pace Analytical®

CHAIN-OF-CUSTODY Analytical Request Document

Chain-of-Custody is a LEGAL DOCUMENT - Complete all relevent fields

LAB USE ONLY- Af

WO# : 92495244

92495244

ALL

Container Preserv

3 | 3 | 1

** Preservative Types: (1) nitric acid, (2) sulfuric acid, (3) hydrochloric acid, (4) sodium hydroxide, (5) zinc acetate, (6) methanol, (7) sodium bisulfate, (8) sodium thiosulfate, (9) hexane, (A) ascorbic acid, (B) ammonium sulfate, (C) ammonium hydroxide, (D) TSP, (U) Unpreserved, (O) Other _____

Company: AECOM Charlotte

Address: 6000 Fairview Road Charlotte

Report To: Andrew Wreschning

Copy To:

Customer Project Name/Number: Colonial Pipeline

Billing Information:

Email To: andrew.wreschning@aecom.com

Site Collection Info/Address:

State: NC County/City: Time Zone Collected: [ ] PT [ ] MT [ ] CT [ ] ET

Phone:
Email:

Site/Facility ID #:

Compliance Monitoring? [ ] Yes [ ] No

Collected By (print): Randy Morgan

Purchase Order #: 12578
Quote #:

DW PWS ID #:
DW Location Code:

Collected By (signature): Randy Morgan

Turnaround Date Required:

Immediately Packed on Ice: [X] Yes [ ] No

Sample Disposal:
[ ] Dispose as appropriate [ ] Return
[ ] Archive: _____
[ ] Hold: _____

Rush:
[ ] Same Day [ ] Next Day
[ ] 2 Day [ ] 3 Day [ ] 4 Day [ ] 5 Day
(Expedite Charges Apply)

Field Filtered (if applicable): [ ] Yes [X] No
Analysis: _____

* Matrix Codes (Insert in Matrix box below): Drinking Water (DW), Ground Water (GW), Wastewater (WW), Product (P), Soil/Solid (SL), Oil (OL), Wipe (WP), Air (AR), Tissue (TS), Bioassay (B), Vapor (V), Other (OT)

Analyses

Customer Sample ID	Matrix *	Comp / Grab	Collected (or Composite Start) Date	Collected (or Composite Start) Time	Composite End Date	Composite End Time	Res Cl	# of Ctns	6200	VPH	6010 Lead	Trip Blank						
MW-11	GW	G			9/13/20	1500		8	X	X	X							
Trip Blank-06	GW	G			9/13/20			2	X			X						

Lab Profile/Line:

Lab Sample Receipt Checklist:

Custody Seals Present/Intact Y N NA
Custody Signatures Present Y N NA
Collector Signature Present Y N NA
Bottles Intact Y N NA
Correct Bottles Y N NA
Sufficient Volume Y N NA
Samples Received on Ice Y N NA
VOA - Headspace Acceptable Y N NA
USDA Regulated Soils Y N NA
Samples in Holding Time Y N NA
Residual Chlorine Present Y N NA
Cl Strips: _____
Sample pH Acceptable Y N NA
pH Strips: _____
Sulfide Present Y N NA
Lead Acetate Strips: _____

LAB USE ONLY:
Lab Sample # / Comments:

92495244
001

Customer Remarks / Special Conditions / Possible Hazards:

Type of Ice Used: Wet Blue Dry None

Packing Material Used:

Radchem sample(s) screened (<500 cpm): Y N NA

SHORT HOLDS PRESENT (<72 hours): Y N N/A

Lab Tracking #: 2341380

Samples received via: FEDEX UPS Client Courier Pace Courier

Lab Sample Temperature Info:
Temp Blank Received: Y N NA
Therm ID#: 92T061
Cooler 1 Temp Upon Receipt: 1.5 oC
Cooler 1 Therm Corr. Factor: 0 oC
Cooler 1 Corrected Temp: 1.5 oC
Comments:

Relinquished by/Company: (Signature)	Date/Time:	Received by/Company: (Signature)	Date/Time:
Randy Morgan	9/14/20	MB PACE HVL	9/14/20 9:50
Relinquished by/Company: (Signature)	Date/Time:	Received by/Company: (Signature)	Date/Time:
Relinquished by/Company: (Signature)	Date/Time:	Received by/Company: (Signature)	Date/Time:

MTJL LAB USE ONLY
Table #:
Acctnum:
Template:
Prelogin:
PM:
PB:

Trip Blank Received: Y N NA
HCL MeOH TSP Other

Non Conformance(s): YES / NO

Page: _____ of: _____

Pace Analytical Services, LLC
9800 Kincey Ave. Suite 100
Huntersville, NC 28078
(704)875-9092

September 18, 2020

Andrew Wreschnig
AECOM
6000 Fairview Road
Suite 200
Charlotte, NC 28210

RE: Project: Colonial Pipeline (9/15 GW)
Pace Project No.: 92495624

Dear Andrew Wreschnig:

Enclosed are the analytical results for sample(s) received by the laboratory on September 15, 2020. The results relate only to the samples included in this report. Results reported herein conform to the applicable TNI/NELAC Standards and the laboratory's Quality Manual, where applicable, unless otherwise noted in the body of the report.

The test results provided in this final report were generated by each of the following laboratories within the Pace Network:

- Pace National - Mt. Juliet
- Pace Analytical Services - Asheville
- Pace Analytical Services - Charlotte

If you have any questions concerning this report, please feel free to contact me.

Sincerely,

Nicole Gasiorowski
nicole.gasiorowski@pacelabs.com
(704)875-9092
Project Manager

Enclosures

cc: Jeff Morrison, Colonial Pipeline Company

This report shall not be reproduced, except in full,
without the written consent of Pace Analytical Services, LLC.

Pace Analytical Services, LLC
9800 Kincey Ave. Suite 100
Huntersville, NC 28078
(704)875-9092

CERTIFICATIONS

Project: Colonial Pipeline (9/15 GW)
Pace Project No.: 92495624

Pace Analytical Services National

12065 Lebanon Road, Mt. Juliet, TN 37122
Alabama Certification #: 40660
Alaska Certification 17-026
Arizona Certification #: AZ0612
Arkansas Certification #: 88-0469
California Certification #: 2932
Canada Certification #: 1461.01
Colorado Certification #: TN00003
Connecticut Certification #: PH-0197
DOD Certification: #1461.01
EPA# TN00003
Florida Certification #: E87487
Georgia DW Certification #: 923
Georgia Certification: NELAP
Idaho Certification #: TN00003
Illinois Certification #: 200008
Indiana Certification #: C-TN-01
Iowa Certification #: 364
Kansas Certification #: E-10277
Kentucky UST Certification #: 16
Kentucky Certification #: 90010
Louisiana Certification #: AI30792
Louisiana DW Certification #: LA180010
Maine Certification #: TN0002
Maryland Certification #: 324
Massachusetts Certification #: M-TN003
Michigan Certification #: 9958
Minnesota Certification #: 047-999-395
Mississippi Certification #: TN00003
Missouri Certification #: 340
Montana Certification #: CERT0086
Nebraska Certification #: NE-OS-15-05
Nevada Certification #: TN-03-2002-34
New Hampshire Certification #: 2975
New Jersey Certification #: TN002
New Mexico DW Certification
New York Certification #: 11742
North Carolina Aquatic Toxicity Certification #: 41
North Carolina Drinking Water Certification #: 21704
North Carolina Environmental Certificate #: 375
North Dakota Certification #: R-140
Ohio VAP Certification #: CL0069
Oklahoma Certification #: 9915
Oregon Certification #: TN200002
Pennsylvania Certification #: 68-02979
Rhode Island Certification #: LAO00356
South Carolina Certification #: 84004
South Dakota Certification
Tennessee DW/Chem/Micro Certification #: 2006
Texas Certification #: T 104704245-17-14
Texas Mold Certification #: LAB0152
USDA Soil Permit #: P330-15-00234
Utah Certification #: TN00003
Virginia Certification #: VT2006
Vermont Dept. of Health: ID# VT-2006
Virginia Certification #: 460132
Washington Certification #: C847
West Virginia Certification #: 233
Wisconsin Certification #: 9980939910
Wyoming UST Certification #: via A2LA 2926.01
A2LA-ISO 17025 Certification #: 1461.01
A2LA-ISO 17025 Certification #: 1461.02
AIHA-LAP/LLC EMLAP Certification #:100789

Pace Analytical Services Charlotte

9800 Kincey Ave. Ste 100, Huntersville, NC 28078
Louisiana/NELAP Certification # LA170028
North Carolina Drinking Water Certification #: 37706
North Carolina Field Services Certification #: 5342
North Carolina Wastewater Certification #: 12
South Carolina Certification #: 99006001
Florida/NELAP Certification #: E87627
Kentucky UST Certification #: 84
Virginia/VELAP Certification #: 460221

Pace Analytical Services Asheville

2225 Riverside Drive, Asheville, NC 28804
Florida/NELAP Certification #: E87648
Massachusetts Certification #: M-NC030
North Carolina Drinking Water Certification #: 37712
North Carolina Wastewater Certification #: 40
South Carolina Certification #: 99030001
Virginia/VELAP Certification #: 460222

REPORT OF LABORATORY ANALYSIS

This report shall not be reproduced, except in full,
without the written consent of Pace Analytical Services, LLC.

Pace Analytical Services, LLC
9800 Kincey Ave. Suite 100
Huntersville, NC 28078
(704)875-9092

SAMPLE ANALYTE COUNT

Project: Colonial Pipeline (9/15 GW)
Pace Project No.: 92495624

Lab ID	Sample ID	Method	Analysts	Analytes Reported	Laboratory
92495624001	**MW-45**	EPA 504.1	JMS1	2	PASI-C
		MADEP VPH	BMB	6	PAN
		EPA 6010D	SH1	1	PASI-A
		SM 6200B	CL	62	PASI-C
92495624002	**Trip Blank-07**	SM 6200B	CL	62	PASI-C

PAN = Pace National - Mt. Juliet
PASI-A = Pace Analytical Services - Asheville
PASI-C = Pace Analytical Services - Charlotte

This report shall not be reproduced, except in full,
without the written consent of Pace Analytical Services, LLC.

Pace Analytical Services, LLC
9800 Kincey Ave. Suite 100
Huntersville, NC 28078
(704)875-9092

ANALYTICAL RESULTS

Project: Colonial Pipeline (9/15 GW)
Pace Project No.: 92495624

Sample: MW-45 **Lab ID: 92495624001** Collected: 09/15/20 13:55 Received: 09/15/20 17:30 Matrix: Water

Parameters	Results	Units	Report Limit	DF	Prepared	Analyzed	CAS No.	Qual
504 GCS EDB and DBCP	Analytical Method: EPA 504.1 Preparation Method: EPA 504.1 Pace Analytical Services - Charlotte							
1,2-Dibromoethane (EDB)	ND	ug/L	0.020	1	09/16/20 07:40	09/16/20 14:45	106-93-4	
Surrogates								
1-Chloro-2-bromopropane (S)	102	%	70-130	1	09/16/20 07:40	09/16/20 14:45	301-79-56	
MADEPV	Analytical Method: MADEP VPH Preparation Method: MADEPV Pace National - Mt. Juliet							
Aliphatic (C05-C08)	ND	ug/L	100	1	09/17/20 16:14	09/17/20 16:14		
Aliphatic (C09-C12)	ND	ug/L	100	1	09/17/20 16:14	09/17/20 16:14		
Aromatic (C09-C10),Unadjusted	ND	ug/L	100	1	09/17/20 16:14	09/17/20 16:14	TPHC9C10A	
Total VPH	**154**	ug/L	100	1	09/17/20 16:14	09/17/20 16:14	VPH	
Surrogates								
2,5-Dibromotoluene (FID)	97.5	%	70.0-130	1	09/17/20 16:14	09/17/20 16:14	615-59-8FID	
2,5-Dibromotoluene (PID)	87.9	%	70.0-130	1	09/17/20 16:14	09/17/20 16:14	615-59-8PID	
6010 MET ICP	Analytical Method: EPA 6010D Preparation Method: EPA 3010A Pace Analytical Services - Asheville							
Lead	ND	ug/L	5.0	1	09/16/20 01:48	09/16/20 09:49	7439-92-1	
6200B MSV	Analytical Method: SM 6200B Pace Analytical Services - Charlotte							
Benzene	**2.8**	ug/L	0.50	1		09/16/20 17:19	71-43-2	
Bromobenzene	ND	ug/L	0.50	1		09/16/20 17:19	108-86-1	
Bromochloromethane	ND	ug/L	0.50	1		09/16/20 17:19	74-97-5	
Bromodichloromethane	**1.4**	ug/L	0.50	1		09/16/20 17:19	75-27-4	
Bromoform	ND	ug/L	0.50	1		09/16/20 17:19	75-25-2	
Bromomethane	ND	ug/L	5.0	1		09/16/20 17:19	74-83-9	
n-Butylbenzene	ND	ug/L	0.50	1		09/16/20 17:19	104-51-8	
sec-Butylbenzene	ND	ug/L	0.50	1		09/16/20 17:19	135-98-8	
tert-Butylbenzene	ND	ug/L	0.50	1		09/16/20 17:19	98-06-6	
Carbon tetrachloride	ND	ug/L	0.50	1		09/16/20 17:19	56-23-5	
Chlorobenzene	ND	ug/L	0.50	1		09/16/20 17:19	108-90-7	
Chloroethane	ND	ug/L	1.0	1		09/16/20 17:19	75-00-3	
Chloroform	**20.0**	ug/L	0.50	1		09/16/20 17:19	67-66-3	
Chloromethane	ND	ug/L	1.0	1		09/16/20 17:19	74-87-3	
2-Chlorotoluene	ND	ug/L	0.50	1		09/16/20 17:19	95-49-8	
4-Chlorotoluene	ND	ug/L	0.50	1		09/16/20 17:19	106-43-4	
1,2-Dibromo-3-chloropropane	ND	ug/L	1.0	1		09/16/20 17:19	96-12-8	
Dibromochloromethane	ND	ug/L	0.50	1		09/16/20 17:19	124-48-1	
Dibromomethane	ND	ug/L	0.50	1		09/16/20 17:19	74-95-3	
1,2-Dichlorobenzene	ND	ug/L	0.50	1		09/16/20 17:19	95-50-1	
1,3-Dichlorobenzene	ND	ug/L	0.50	1		09/16/20 17:19	541-73-1	
1,4-Dichlorobenzene	ND	ug/L	0.50	1		09/16/20 17:19	106-46-7	
Dichlorodifluoromethane	ND	ug/L	0.50	1		09/16/20 17:19	75-71-8	
1,1-Dichloroethane	ND	ug/L	0.50	1		09/16/20 17:19	75-34-3	
1,2-Dichloroethane	ND	ug/L	0.50	1		09/16/20 17:19	107-06-2	
1,1-Dichloroethene	ND	ug/L	0.50	1		09/16/20 17:19	75-35-4	

REPORT OF LABORATORY ANALYSIS

This report shall not be reproduced, except in full,
without the written consent of Pace Analytical Services, LLC.

Pace Analytical Services, LLC
9800 Kincey Ave. Suite 100
Huntersville, NC 28078
(704)875-9092

ANALYTICAL RESULTS

Project: Colonial Pipeline (9/15 GW)
Pace Project No.: 92495624

Sample: MW-45 **Lab ID: 92495624001** Collected: 09/15/20 13:55 Received: 09/15/20 17:30 Matrix: Water

Parameters	Results	Units	Report Limit	DF	Prepared	Analyzed	CAS No.	Qual
6200B MSV	Analytical Method: SM 6200B Pace Analytical Services - Charlotte							
cis-1,2-Dichloroethene	ND	ug/L	0.50	1		09/16/20 17:19	156-59-2	
trans-1,2-Dichloroethene	ND	ug/L	0.50	1		09/16/20 17:19	156-60-5	
1,2-Dichloropropane	ND	ug/L	0.50	1		09/16/20 17:19	78-87-5	
1,3-Dichloropropane	ND	ug/L	0.50	1		09/16/20 17:19	142-28-9	
2,2-Dichloropropane	ND	ug/L	0.50	1		09/16/20 17:19	594-20-7	
1,1-Dichloropropene	ND	ug/L	0.50	1		09/16/20 17:19	563-58-6	
cis-1,3-Dichloropropene	ND	ug/L	0.50	1		09/16/20 17:19	10061-01-5	
trans-1,3-Dichloropropene	ND	ug/L	0.50	1		09/16/20 17:19	10061-02-6	
Diisopropyl ether	ND	ug/L	0.50	1		09/16/20 17:19	108-20-3	
Ethylbenzene	**3.1**	ug/L	0.50	1		09/16/20 17:19	100-41-4	
Hexachloro-1,3-butadiene	ND	ug/L	2.0	1		09/16/20 17:19	87-68-3	
Isopropylbenzene (Cumene)	ND	ug/L	0.50	1		09/16/20 17:19	98-82-8	
Methylene Chloride	ND	ug/L	2.0	1		09/16/20 17:19	75-09-2	
Methyl-tert-butyl ether	ND	ug/L	0.50	1		09/16/20 17:19	1634-04-4	
Naphthalene	ND	ug/L	2.0	1		09/16/20 17:19	91-20-3	
n-Propylbenzene	ND	ug/L	0.50	1		09/16/20 17:19	103-65-1	
Styrene	ND	ug/L	0.50	1		09/16/20 17:19	100-42-5	
1,1,1,2-Tetrachloroethane	ND	ug/L	0.50	1		09/16/20 17:19	630-20-6	
1,1,2,2-Tetrachloroethane	ND	ug/L	0.50	1		09/16/20 17:19	79-34-5	
Tetrachloroethene	ND	ug/L	0.50	1		09/16/20 17:19	127-18-4	
Toluene	**27.8**	ug/L	0.50	1		09/16/20 17:19	108-88-3	
1,2,3-Trichlorobenzene	ND	ug/L	2.0	1		09/16/20 17:19	87-61-6	
1,2,4-Trichlorobenzene	ND	ug/L	2.0	1		09/16/20 17:19	120-82-1	
1,1,1-Trichloroethane	ND	ug/L	0.50	1		09/16/20 17:19	71-55-6	
1,1,2-Trichloroethane	ND	ug/L	0.50	1		09/16/20 17:19	79-00-5	
Trichloroethene	ND	ug/L	0.50	1		09/16/20 17:19	79-01-6	
Trichlorofluoromethane	ND	ug/L	1.0	1		09/16/20 17:19	75-69-4	
1,2,3-Trichloropropane	ND	ug/L	0.50	1		09/16/20 17:19	96-18-4	
1,2,4-Trimethylbenzene	**4.5**	ug/L	0.50	1		09/16/20 17:19	95-63-6	
1,3,5-Trimethylbenzene	**1.1**	ug/L	0.50	1		09/16/20 17:19	108-67-8	
Vinyl chloride	ND	ug/L	1.0	1		09/16/20 17:19	75-01-4	
m&p-Xylene	**17.7**	ug/L	1.0	1		09/16/20 17:19	179601-23-1	
o-Xylene	**8.4**	ug/L	0.50	1		09/16/20 17:19	95-47-6	
Surrogates								
1,2-Dichloroethane-d4 (S)	84	%	70-130	1		09/16/20 17:19	17060-07-0	
4-Bromofluorobenzene (S)	91	%	70-130	1		09/16/20 17:19	460-00-4	
Toluene-d8 (S)	100	%	70-130	1		09/16/20 17:19	2037-26-5	

REPORT OF LABORATORY ANALYSIS

This report shall not be reproduced, except in full,
without the written consent of Pace Analytical Services, LLC.

Pace Analytical Services, LLC
9800 Kincey Ave. Suite 100
Huntersville, NC 28078
(704)875-9092

ANALYTICAL RESULTS

Project: Colonial Pipeline (9/15 GW)
Pace Project No.: 92495624

Sample: Trip Blank-07 **Lab ID: 92495624002** Collected: 09/15/20 00:00 Received: 09/15/20 17:30 Matrix: Water

Parameters	Results	Units	Report Limit	DF	Prepared	Analyzed	CAS No.	Qual
6200B MSV	Analytical Method: SM 6200B Pace Analytical Services - Charlotte							
Benzene	ND	ug/L	0.50	1		09/16/20 17:00	71-43-2	
Bromobenzene	ND	ug/L	0.50	1		09/16/20 17:00	108-86-1	
Bromochloromethane	ND	ug/L	0.50	1		09/16/20 17:00	74-97-5	
Bromodichloromethane	ND	ug/L	0.50	1		09/16/20 17:00	75-27-4	
Bromoform	ND	ug/L	0.50	1		09/16/20 17:00	75-25-2	
Bromomethane	ND	ug/L	5.0	1		09/16/20 17:00	74-83-9	
n-Butylbenzene	ND	ug/L	0.50	1		09/16/20 17:00	104-51-8	
sec-Butylbenzene	ND	ug/L	0.50	1		09/16/20 17:00	135-98-8	
tert-Butylbenzene	ND	ug/L	0.50	1		09/16/20 17:00	98-06-6	
Carbon tetrachloride	ND	ug/L	0.50	1		09/16/20 17:00	56-23-5	
Chlorobenzene	ND	ug/L	0.50	1		09/16/20 17:00	108-90-7	
Chloroethane	ND	ug/L	1.0	1		09/16/20 17:00	75-00-3	
Chloroform	ND	ug/L	0.50	1		09/16/20 17:00	67-66-3	
Chloromethane	ND	ug/L	1.0	1		09/16/20 17:00	74-87-3	
2-Chlorotoluene	ND	ug/L	0.50	1		09/16/20 17:00	95-49-8	
4-Chlorotoluene	ND	ug/L	0.50	1		09/16/20 17:00	106-43-4	
1,2-Dibromo-3-chloropropane	ND	ug/L	1.0	1		09/16/20 17:00	96-12-8	
Dibromochloromethane	ND	ug/L	0.50	1		09/16/20 17:00	124-48-1	
Dibromomethane	ND	ug/L	0.50	1		09/16/20 17:00	74-95-3	
1,2-Dichlorobenzene	ND	ug/L	0.50	1		09/16/20 17:00	95-50-1	
1,3-Dichlorobenzene	ND	ug/L	0.50	1		09/16/20 17:00	541-73-1	
1,4-Dichlorobenzene	ND	ug/L	0.50	1		09/16/20 17:00	106-46-7	
Dichlorodifluoromethane	ND	ug/L	0.50	1		09/16/20 17:00	75-71-8	
1,1-Dichloroethane	ND	ug/L	0.50	1		09/16/20 17:00	75-34-3	
1,2-Dichloroethane	ND	ug/L	0.50	1		09/16/20 17:00	107-06-2	
1,1-Dichloroethene	ND	ug/L	0.50	1		09/16/20 17:00	75-35-4	
cis-1,2-Dichloroethene	ND	ug/L	0.50	1		09/16/20 17:00	156-59-2	
trans-1,2-Dichloroethene	ND	ug/L	0.50	1		09/16/20 17:00	156-60-5	
1,2-Dichloropropane	ND	ug/L	0.50	1		09/16/20 17:00	78-87-5	
1,3-Dichloropropane	ND	ug/L	0.50	1		09/16/20 17:00	142-28-9	
2,2-Dichloropropane	ND	ug/L	0.50	1		09/16/20 17:00	594-20-7	
1,1-Dichloropropene	ND	ug/L	0.50	1		09/16/20 17:00	563-58-6	
cis-1,3-Dichloropropene	ND	ug/L	0.50	1		09/16/20 17:00	10061-01-5	
trans-1,3-Dichloropropene	ND	ug/L	0.50	1		09/16/20 17:00	10061-02-6	
Diisopropyl ether	ND	ug/L	0.50	1		09/16/20 17:00	108-20-3	
Ethylbenzene	ND	ug/L	0.50	1		09/16/20 17:00	100-41-4	
Hexachloro-1,3-butadiene	ND	ug/L	2.0	1		09/16/20 17:00	87-68-3	
Isopropylbenzene (Cumene)	ND	ug/L	0.50	1		09/16/20 17:00	98-82-8	
Methylene Chloride	ND	ug/L	2.0	1		09/16/20 17:00	75-09-2	
Methyl-tert-butyl ether	ND	ug/L	0.50	1		09/16/20 17:00	1634-04-4	
Naphthalene	ND	ug/L	2.0	1		09/16/20 17:00	91-20-3	
n-Propylbenzene	ND	ug/L	0.50	1		09/16/20 17:00	103-65-1	
Styrene	ND	ug/L	0.50	1		09/16/20 17:00	100-42-5	
1,1,1,2-Tetrachloroethane	ND	ug/L	0.50	1		09/16/20 17:00	630-20-6	
1,1,2,2-Tetrachloroethane	ND	ug/L	0.50	1		09/16/20 17:00	79-34-5	
Tetrachloroethene	ND	ug/L	0.50	1		09/16/20 17:00	127-18-4	

REPORT OF LABORATORY ANALYSIS

This report shall not be reproduced, except in full,
without the written consent of Pace Analytical Services, LLC.

Pace Analytical Services, LLC
9800 Kincey Ave. Suite 100
Huntersville, NC 28078
(704)875-9092

ANALYTICAL RESULTS

Project: Colonial Pipeline (9/15 GW)
Pace Project No.: 92495624

Sample: Trip Blank-07 **Lab ID: 92495624002** Collected: 09/15/20 00:00 Received: 09/15/20 17:30 Matrix: Water

Parameters	Results	Units	Report Limit	DF	Prepared	Analyzed	CAS No.	Qual
6200B MSV	Analytical Method: SM 6200B Pace Analytical Services - Charlotte							
Toluene	ND	ug/L	0.50	1		09/16/20 17:00	108-88-3	
1,2,3-Trichlorobenzene	ND	ug/L	2.0	1		09/16/20 17:00	87-61-6	
1,2,4-Trichlorobenzene	ND	ug/L	2.0	1		09/16/20 17:00	120-82-1	
1,1,1-Trichloroethane	ND	ug/L	0.50	1		09/16/20 17:00	71-55-6	
1,1,2-Trichloroethane	ND	ug/L	0.50	1		09/16/20 17:00	79-00-5	
Trichloroethene	ND	ug/L	0.50	1		09/16/20 17:00	79-01-6	
Trichlorofluoromethane	ND	ug/L	1.0	1		09/16/20 17:00	75-69-4	
1,2,3-Trichloropropane	ND	ug/L	0.50	1		09/16/20 17:00	96-18-4	
1,2,4-Trimethylbenzene	ND	ug/L	0.50	1		09/16/20 17:00	95-63-6	
1,3,5-Trimethylbenzene	ND	ug/L	0.50	1		09/16/20 17:00	108-67-8	
Vinyl chloride	ND	ug/L	1.0	1		09/16/20 17:00	75-01-4	
m&p-Xylene	ND	ug/L	1.0	1		09/16/20 17:00	179601-23-1	
o-Xylene	ND	ug/L	0.50	1		09/16/20 17:00	95-47-6	
Surrogates								
1,2-Dichloroethane-d4 (S)	86	%	70-130	1		09/16/20 17:00	17060-07-0	
4-Bromofluorobenzene (S)	94	%	70-130	1		09/16/20 17:00	460-00-4	
Toluene-d8 (S)	100	%	70-130	1		09/16/20 17:00	2037-26-5	

REPORT OF LABORATORY ANALYSIS

This report shall not be reproduced, except in full,
without the written consent of Pace Analytical Services, LLC.

Pace Analytical Services, LLC
9800 Kincey Ave. Suite 100
Huntersville, NC 28078
(704)875-9092

QUALITY CONTROL DATA

Project: Colonial Pipeline (9/15 GW)
Pace Project No.: 92495624

QC Batch: 1544807
QC Batch Method: MADEPV
Analysis Method: MADEP VPH
Analysis Description: MADEPV
Laboratory: Pace National - Mt. Juliet

Associated Lab Samples: 92495624001

METHOD BLANK: R3571700-2 Matrix: Water
Associated Lab Samples: 92495624001

Parameter	Units	Blank Result	Reporting Limit	Analyzed	Qualifiers
Aliphatic (C05-C08)	ug/L	ND	100	09/17/20 14:12	
Aliphatic (C09-C12)	ug/L	ND	100	09/17/20 14:12	
Aromatic (C09-C10),Unadjusted	ug/L	ND	100	09/17/20 14:12	
Total VPH	ug/L	ND	100	09/17/20 14:12	
2,5-Dibromotoluene (FID)	%	88.4	70.0-130	09/17/20 14:12	
2,5-Dibromotoluene (PID)	%	81.8	70.0-130	09/17/20 14:12	

LABORATORY CONTROL SAMPLE & LCSD: R3571700-1 R3571700-3

Parameter	Units	Spike Conc.	LCS Result	LCSD Result	LCS % Rec	LCSD % Rec	% Rec Limits	RPD	Max RPD	Qualifiers
Aliphatic (C05-C08)	ug/L	1200	1220	1230	102	103	70.0-130	0.816	25	
Aliphatic (C09-C12)	ug/L	1400	1450	1430	104	102	70.0-130	1.39	25	
Aromatic (C09-C10),Unadjusted	ug/L	200	207	211	104	105	70.0-130	1.91	25	
Total VPH	ug/L	2800	2880	2870	103	103	70.0-130	0.348	25	
2,5-Dibromotoluene (FID)	%				103	98.0	70.0-130			
2,5-Dibromotoluene (PID)	%				92.7	91.8	70.0-130			

Results presented on this page are in the units indicated by the "Units" column except where an alternate unit is presented to the right of the result.

REPORT OF LABORATORY ANALYSIS

This report shall not be reproduced, except in full,
without the written consent of Pace Analytical Services, LLC.

Pace Analytical Services, LLC
9800 Kincey Ave. Suite 100
Huntersville, NC 28078
(704)875-9092

QUALITY CONTROL DATA

Project: Colonial Pipeline (9/15 GW)
Pace Project No.: 92495624

QC Batch: 566633
QC Batch Method: EPA 3010A
Analysis Method: EPA 6010D
Analysis Description: 6010 MET
Laboratory: Pace Analytical Services - Asheville
Associated Lab Samples: 92495624001

METHOD BLANK: 3002896 Matrix: Water
Associated Lab Samples: 92495624001

Parameter	Units	Blank Result	Reporting Limit	Analyzed	Qualifiers
Lead	ug/L	ND	5.0	09/16/20 14:30	

LABORATORY CONTROL SAMPLE: 3002897

Parameter	Units	Spike Conc.	LCS Result	LCS % Rec	% Rec Limits	Qualifiers
Lead	ug/L	500	484	97	80-120	

MATRIX SPIKE & MATRIX SPIKE DUPLICATE: 3002898 3002899

Parameter	Units	92495624001 Result	MS Spike Conc.	MSD Spike Conc.	MS Result	MSD Result	MS % Rec	MSD % Rec	% Rec Limits	RPD	Qual
Lead	ug/L	ND	500	500	512	514	102	102	75-125	0	

Results presented on this page are in the units indicated by the "Units" column except where an alternate unit is presented to the right of the result.

REPORT OF LABORATORY ANALYSIS

This report shall not be reproduced, except in full,
without the written consent of Pace Analytical Services, LLC.

Pace Analytical Services, LLC
9800 Kincey Ave. Suite 100
Huntersville, NC 28078
(704)875-9092

QUALITY CONTROL DATA

Project: Colonial Pipeline (9/15 GW)
Pace Project No.: 92495624

QC Batch: 566800
QC Batch Method: SM 6200B
Analysis Method: SM 6200B
Analysis Description: 6200B MSV
Laboratory: Pace Analytical Services - Charlotte
Associated Lab Samples: 92495624001, 92495624002

METHOD BLANK: 3003610 Matrix: Water
Associated Lab Samples: 92495624001, 92495624002

Parameter	Units	Blank Result	Reporting Limit	Analyzed	Qualifiers
1,1,1,2-Tetrachloroethane	ug/L	ND	0.50	09/16/20 13:22	
1,1,1-Trichloroethane	ug/L	ND	0.50	09/16/20 13:22	
1,1,2,2-Tetrachloroethane	ug/L	ND	0.50	09/16/20 13:22	
1,1,2-Trichloroethane	ug/L	ND	0.50	09/16/20 13:22	
1,1-Dichloroethane	ug/L	ND	0.50	09/16/20 13:22	
1,1-Dichloroethene	ug/L	ND	0.50	09/16/20 13:22	
1,1-Dichloropropene	ug/L	ND	0.50	09/16/20 13:22	
1,2,3-Trichlorobenzene	ug/L	ND	2.0	09/16/20 13:22	
1,2,3-Trichloropropane	ug/L	ND	0.50	09/16/20 13:22	
1,2,4-Trichlorobenzene	ug/L	ND	2.0	09/16/20 13:22	
1,2,4-Trimethylbenzene	ug/L	ND	0.50	09/16/20 13:22	
1,2-Dibromo-3-chloropropane	ug/L	ND	1.0	09/16/20 13:22	
1,2-Dichlorobenzene	ug/L	ND	0.50	09/16/20 13:22	
1,2-Dichloroethane	ug/L	ND	0.50	09/16/20 13:22	
1,2-Dichloropropane	ug/L	ND	0.50	09/16/20 13:22	
1,3,5-Trimethylbenzene	ug/L	ND	0.50	09/16/20 13:22	
1,3-Dichlorobenzene	ug/L	ND	0.50	09/16/20 13:22	
1,3-Dichloropropane	ug/L	ND	0.50	09/16/20 13:22	
1,4-Dichlorobenzene	ug/L	ND	0.50	09/16/20 13:22	
2,2-Dichloropropane	ug/L	ND	0.50	09/16/20 13:22	
2-Chlorotoluene	ug/L	ND	0.50	09/16/20 13:22	
4-Chlorotoluene	ug/L	ND	0.50	09/16/20 13:22	
Benzene	ug/L	ND	0.50	09/16/20 13:22	
Bromobenzene	ug/L	ND	0.50	09/16/20 13:22	
Bromochloromethane	ug/L	ND	0.50	09/16/20 13:22	
Bromodichloromethane	ug/L	ND	0.50	09/16/20 13:22	
Bromoform	ug/L	ND	0.50	09/16/20 13:22	
Bromomethane	ug/L	ND	5.0	09/16/20 13:22	
Carbon tetrachloride	ug/L	ND	0.50	09/16/20 13:22	
Chlorobenzene	ug/L	ND	0.50	09/16/20 13:22	
Chloroethane	ug/L	ND	1.0	09/16/20 13:22	
Chloroform	ug/L	ND	0.50	09/16/20 13:22	
Chloromethane	ug/L	ND	1.0	09/16/20 13:22	
cis-1,2-Dichloroethene	ug/L	ND	0.50	09/16/20 13:22	
cis-1,3-Dichloropropene	ug/L	ND	0.50	09/16/20 13:22	
Dibromochloromethane	ug/L	ND	0.50	09/16/20 13:22	
Dibromomethane	ug/L	ND	0.50	09/16/20 13:22	
Dichlorodifluoromethane	ug/L	ND	0.50	09/16/20 13:22	
Diisopropyl ether	ug/L	ND	0.50	09/16/20 13:22	
Ethylbenzene	ug/L	ND	0.50	09/16/20 13:22	

Results presented on this page are in the units indicated by the "Units" column except where an alternate unit is presented to the right of the result.

REPORT OF LABORATORY ANALYSIS

This report shall not be reproduced, except in full,
without the written consent of Pace Analytical Services, LLC.

Pace Analytical Services, LLC
9800 Kincey Ave. Suite 100
Huntersville, NC 28078
(704)875-9092

QUALITY CONTROL DATA

Project: Colonial Pipeline (9/15 GW)
Pace Project No.: 92495624

METHOD BLANK: 3003610 Matrix: Water
Associated Lab Samples: 92495624001, 92495624002

Parameter	Units	Blank Result	Reporting Limit	Analyzed	Qualifiers
Hexachloro-1,3-butadiene	ug/L	ND	2.0	09/16/20 13:22	
Isopropylbenzene (Cumene)	ug/L	ND	0.50	09/16/20 13:22	
m&p-Xylene	ug/L	ND	1.0	09/16/20 13:22	
Methyl-tert-butyl ether	ug/L	ND	0.50	09/16/20 13:22	
Methylene Chloride	ug/L	ND	2.0	09/16/20 13:22	
n-Butylbenzene	ug/L	ND	0.50	09/16/20 13:22	
n-Propylbenzene	ug/L	ND	0.50	09/16/20 13:22	
Naphthalene	ug/L	ND	2.0	09/16/20 13:22	
o-Xylene	ug/L	ND	0.50	09/16/20 13:22	
sec-Butylbenzene	ug/L	ND	0.50	09/16/20 13:22	
Styrene	ug/L	ND	0.50	09/16/20 13:22	
tert-Butylbenzene	ug/L	ND	0.50	09/16/20 13:22	
Tetrachloroethene	ug/L	ND	0.50	09/16/20 13:22	
Toluene	ug/L	ND	0.50	09/16/20 13:22	
trans-1,2-Dichloroethene	ug/L	ND	0.50	09/16/20 13:22	
trans-1,3-Dichloropropene	ug/L	ND	0.50	09/16/20 13:22	
Trichloroethene	ug/L	ND	0.50	09/16/20 13:22	
Trichlorofluoromethane	ug/L	ND	1.0	09/16/20 13:22	
Vinyl chloride	ug/L	ND	1.0	09/16/20 13:22	
1,2-Dichloroethane-d4 (S)	%	85	70-130	09/16/20 13:22	
4-Bromofluorobenzene (S)	%	95	70-130	09/16/20 13:22	
Toluene-d8 (S)	%	100	70-130	09/16/20 13:22	

LABORATORY CONTROL SAMPLE: 3003611

Parameter	Units	Spike Conc.	LCS Result	LCS % Rec	% Rec Limits	Qualifiers
1,1,1,2-Tetrachloroethane	ug/L	50	50.5	101	60-140	
1,1,1-Trichloroethane	ug/L	50	46.7	93	60-140	
1,1,2,2-Tetrachloroethane	ug/L	50	48.0	96	60-140	
1,1,2-Trichloroethane	ug/L	50	48.0	96	60-140	
1,1-Dichloroethane	ug/L	50	45.9	92	60-140	
1,1-Dichloroethene	ug/L	50	47.4	95	60-140	
1,1-Dichloropropene	ug/L	50	47.6	95	60-140	
1,2,3-Trichlorobenzene	ug/L	50	48.4	97	60-140	
1,2,3-Trichloropropane	ug/L	50	46.5	93	60-140	
1,2,4-Trichlorobenzene	ug/L	50	52.7	105	60-140	
1,2,4-Trimethylbenzene	ug/L	50	51.1	102	60-140	
1,2-Dibromo-3-chloropropane	ug/L	50	47.0	94	60-140	
1,2-Dichlorobenzene	ug/L	50	51.5	103	60-140	
1,2-Dichloroethane	ug/L	50	38.1	76	60-140	
1,2-Dichloropropane	ug/L	50	49.2	98	60-140	
1,3,5-Trimethylbenzene	ug/L	50	51.4	103	60-140	
1,3-Dichlorobenzene	ug/L	50	52.1	104	60-140	
1,3-Dichloropropane	ug/L	50	51.8	104	60-140	

Results presented on this page are in the units indicated by the "Units" column except where an alternate unit is presented to the right of the result.

REPORT OF LABORATORY ANALYSIS

This report shall not be reproduced, except in full,
without the written consent of Pace Analytical Services, LLC.

Pace Analytical Services, LLC
9800 Kincey Ave. Suite 100
Huntersville, NC 28078
(704)875-9092

QUALITY CONTROL DATA

Project: Colonial Pipeline (9/15 GW)
Pace Project No.: 92495624

LABORATORY CONTROL SAMPLE: 3003611

Parameter	Units	Spike Conc.	LCS Result	LCS % Rec	% Rec Limits	Qualifiers
1,4-Dichlorobenzene	ug/L	50	51.9	104	60-140	
2,2-Dichloropropane	ug/L	50	45.2	90	60-140	
2-Chlorotoluene	ug/L	50	52.3	105	60-140	
4-Chlorotoluene	ug/L	50	50.0	100	60-140	
Benzene	ug/L	50	49.9	100	60-140	
Bromobenzene	ug/L	50	51.2	102	60-140	
Bromochloromethane	ug/L	50	48.3	97	60-140	
Bromodichloromethane	ug/L	50	43.6	87	60-140	
Bromoform	ug/L	50	47.8	96	60-140	
Bromomethane	ug/L	50	41.9	84	60-140	
Carbon tetrachloride	ug/L	50	48.7	97	60-140	
Chlorobenzene	ug/L	50	50.6	101	60-140	
Chloroethane	ug/L	50	33.8	68	60-140	
Chloroform	ug/L	50	44.4	89	60-140	
Chloromethane	ug/L	50	46.6	93	60-140	
cis-1,2-Dichloroethene	ug/L	50	45.1	90	60-140	
cis-1,3-Dichloropropene	ug/L	50	51.6	103	60-140	
Dibromochloromethane	ug/L	50	50.1	100	60-140	
Dibromomethane	ug/L	50	50.1	100	60-140	
Dichlorodifluoromethane	ug/L	50	46.3	93	60-140	
Diisopropyl ether	ug/L	50	44.1	88	60-140	
Ethylbenzene	ug/L	50	50.9	102	60-140	
Hexachloro-1,3-butadiene	ug/L	50	55.6	111	60-140	
Isopropylbenzene (Cumene)	ug/L	50	51.6	103	60-140	
m&p-Xylene	ug/L	100	99.9	100	60-140	
Methyl-tert-butyl ether	ug/L	50	43.6	87	60-140	
Methylene Chloride	ug/L	50	40.6	81	60-140	
n-Butylbenzene	ug/L	50	53.0	106	60-140	
n-Propylbenzene	ug/L	50	52.1	104	60-140	
Naphthalene	ug/L	50	48.0	96	60-140	
o-Xylene	ug/L	50	50.4	101	60-140	
sec-Butylbenzene	ug/L	50	53.4	107	60-140	
Styrene	ug/L	50	52.9	106	60-140	
tert-Butylbenzene	ug/L	50	43.9	88	60-140	
Tetrachloroethene	ug/L	50	52.6	105	60-140	
Toluene	ug/L	50	48.7	97	60-140	
trans-1,2-Dichloroethene	ug/L	50	46.1	92	60-140	
trans-1,3-Dichloropropene	ug/L	50	47.4	95	60-140	
Trichloroethene	ug/L	50	51.7	103	60-140	
Trichlorofluoromethane	ug/L	50	46.9	94	60-140	
Vinyl chloride	ug/L	50	49.8	100	60-140	
1,2-Dichloroethane-d4 (S)	%			80	70-130	
4-Bromofluorobenzene (S)	%			98	70-130	
Toluene-d8 (S)	%			97	70-130	

Results presented on this page are in the units indicated by the "Units" column except where an alternate unit is presented to the right of the result.

REPORT OF LABORATORY ANALYSIS

This report shall not be reproduced, except in full,
without the written consent of Pace Analytical Services, LLC.

Pace Analytical Services, LLC
9800 Kincey Ave. Suite 100
Huntersville, NC 28078
(704)875-9092

QUALITY CONTROL DATA

Project: Colonial Pipeline (9/15 GW)
Pace Project No.: 92495624

MATRIX SPIKE & MATRIX SPIKE DUPLICATE: 3003612 3003613

Parameter	Units	92494584004 Result	MS Spike Conc.	MSD Spike Conc.	MS Result	MSD Result	MS % Rec	MSD % Rec	% Rec Limits	RPD	Qual
1,1,1,2-Tetrachloroethane	ug/L	ND	1000	1000	851	766	85	77	60-140	11	
1,1,1-Trichloroethane	ug/L	ND	1000	1000	793	732	79	73	60-140	8	
1,1,2,2-Tetrachloroethane	ug/L	ND	1000	1000	814	735	81	73	60-140	10	
1,1,2-Trichloroethane	ug/L	ND	1000	1000	809	743	81	74	60-140	9	
1,1-Dichloroethane	ug/L	ND	1000	1000	804	718	80	72	60-140	11	
1,1-Dichloroethene	ug/L	ND	1000	1000	851	807	85	81	60-140	5	
1,1-Dichloropropene	ug/L	ND	1000	1000	825	765	83	76	60-140	8	
1,2,3-Trichlorobenzene	ug/L	ND	1000	1000	707	674	71	67	60-140	5	
1,2,3-Trichloropropane	ug/L	ND	1000	1000	803	727	80	73	60-140	10	
1,2,4-Trichlorobenzene	ug/L	ND	1000	1000	794	736	79	74	60-140	8	
1,2,4-Trimethylbenzene	ug/L	1380	1000	1000	2160	2120	78	74	60-140	2	
1,2-Dibromo-3-chloropropane	ug/L	ND	1000	1000	734	722	73	72	60-140	2	
1,2-Dichlorobenzene	ug/L	ND	1000	1000	807	745	81	75	60-140	8	
1,2-Dichloroethane	ug/L	ND	1000	1000	667	619	67	62	60-140	7	
1,2-Dichloropropane	ug/L	ND	1000	1000	859	792	86	79	60-140	8	
1,3,5-Trimethylbenzene	ug/L	400	1000	1000	1270	1210	87	81	60-140	5	
1,3-Dichlorobenzene	ug/L	ND	1000	1000	819	754	82	75	60-140	8	
1,3-Dichloropropane	ug/L	ND	1000	1000	894	807	89	81	60-140	10	
1,4-Dichlorobenzene	ug/L	ND	1000	1000	818	752	82	75	60-140	8	
2,2-Dichloropropane	ug/L	ND	1000	1000	798	718	80	72	60-140	11	
2-Chlorotoluene	ug/L	ND	1000	1000	891	822	89	82	60-140	8	
4-Chlorotoluene	ug/L	ND	1000	1000	813	748	81	75	60-140	8	
Benzene	ug/L	1350	1000	1000	2200	2100	84	75	60-140	4	
Bromobenzene	ug/L	ND	1000	1000	840	772	84	77	60-140	8	
Bromochloromethane	ug/L	ND	1000	1000	827	745	83	74	60-140	10	
Bromodichloromethane	ug/L	ND	1000	1000	735	662	73	66	60-140	10	
Bromoform	ug/L	ND	1000	1000	773	704	77	70	60-140	9	
Bromomethane	ug/L	ND	1000	1000	896	866	90	87	60-140	3	
Carbon tetrachloride	ug/L	ND	1000	1000	876	809	88	81	60-140	8	
Chlorobenzene	ug/L	ND	1000	1000	873	787	87	79	60-140	10	
Chloroethane	ug/L	ND	1000	1000	780	720	78	72	60-140	8	
Chloroform	ug/L	ND	1000	1000	732	691	73	69	60-140	6	
Chloromethane	ug/L	ND	1000	1000	837	783	84	78	60-140	7	
cis-1,2-Dichloroethene	ug/L	ND	1000	1000	773	705	77	70	60-140	9	
cis-1,3-Dichloropropene	ug/L	ND	1000	1000	874	785	87	78	60-140	11	
Dibromochloromethane	ug/L	ND	1000	1000	846	749	85	75	60-140	12	
Dibromomethane	ug/L	ND	1000	1000	828	768	83	77	60-140	8	
Dichlorodifluoromethane	ug/L	ND	1000	1000	967	892	97	89	60-140	8	
Diisopropyl ether	ug/L	ND	1000	1000	733	675	73	68	60-140	8	
Ethylbenzene	ug/L	1250	1000	1000	2150	2050	90	79	60-140	5	
Hexachloro-1,3-butadiene	ug/L	ND	1000	1000	938	863	94	86	60-140	8	
Isopropylbenzene (Cumene)	ug/L	71.3	1000	1000	963	875	89	80	60-140	10	
m&p-Xylene	ug/L	4220	2000	2000	5970	5740	87	76	60-140	4	
Methyl-tert-butyl ether	ug/L	ND	1000	1000	757	684	76	68	60-140	10	
Methylene Chloride	ug/L	ND	1000	1000	729	685	73	69	60-140	6	
n-Butylbenzene	ug/L	ND	1000	1000	904	829	90	83	60-140	9	

Results presented on this page are in the units indicated by the "Units" column except where an alternate unit is presented to the right of the result.

REPORT OF LABORATORY ANALYSIS

This report shall not be reproduced, except in full,
without the written consent of Pace Analytical Services, LLC.

Pace Analytical Services, LLC
9800 Kincey Ave. Suite 100
Huntersville, NC 28078
(704)875-9092

QUALITY CONTROL DATA

Project: Colonial Pipeline (9/15 GW)
Pace Project No.: 92495624

MATRIX SPIKE & MATRIX SPIKE DUPLICATE: 3003612 3003613

Parameter	Units	92494584004 Result	MS Spike Conc.	MSD Spike Conc.	MS Result	MSD Result	MS % Rec	MSD % Rec	% Rec Limits	RPD	Qual
n-Propylbenzene	ug/L	188	1000	1000	1050	980	86	79	60-140	6	
Naphthalene	ug/L	294	1000	1000	983	978	69	68	60-140	1	
o-Xylene	ug/L	2280	1000	1000	3150	3030	87	75	60-140	4	
sec-Butylbenzene	ug/L	ND	1000	1000	910	834	91	83	60-140	9	
Styrene	ug/L	ND	1000	1000	875	786	87	79	60-140	11	
tert-Butylbenzene	ug/L	ND	1000	1000	748	685	75	69	60-140	9	
Tetrachloroethene	ug/L	ND	1000	1000	946	812	95	81	60-140	15	
Toluene	ug/L	10500	1000	1000	11400	11300	92	76	60-140	1	E
trans-1,2-Dichloroethene	ug/L	ND	1000	1000	812	735	81	73	60-140	10	
trans-1,3-Dichloropropene	ug/L	ND	1000	1000	797	721	80	72	60-140	10	
Trichloroethene	ug/L	ND	1000	1000	909	831	91	83	60-140	9	
Trichlorofluoromethane	ug/L	ND	1000	1000	981	891	98	89	60-140	10	
Vinyl chloride	ug/L	ND	1000	1000	908	844	91	84	60-140	7	
1,2-Dichloroethane-d4 (S)	%						82	85	70-130		
4-Bromofluorobenzene (S)	%						98	96	70-130		
Toluene-d8 (S)	%						98	97	70-130		

Results presented on this page are in the units indicated by the "Units" column except where an alternate unit is presented to the right of the result.

REPORT OF LABORATORY ANALYSIS

This report shall not be reproduced, except in full,
without the written consent of Pace Analytical Services, LLC.

Pace Analytical Services, LLC
9800 Kincey Ave. Suite 100
Huntersville, NC 28078
(704)875-9092

QUALITY CONTROL DATA

Project: Colonial Pipeline (9/15 GW)
Pace Project No.: 92495624

QC Batch: 566673
QC Batch Method: EPA 504.1
Analysis Method: EPA 504.1
Analysis Description: GCS 504 EDB DBCP
Laboratory: Pace Analytical Services - Charlotte
Associated Lab Samples: 92495624001

METHOD BLANK: 3002965 Matrix: Water
Associated Lab Samples: 92495624001

Parameter	Units	Blank Result	Reporting Limit	Analyzed	Qualifiers
1,2-Dibromoethane (EDB)	ug/L	ND	0.020	09/16/20 14:09	
1-Chloro-2-bromopropane (S)	%	102	70-130	09/16/20 14:09	

LABORATORY CONTROL SAMPLE & LCSD: 3002966 3002967

Parameter	Units	Spike Conc.	LCS Result	LCSD Result	LCS % Rec	LCSD % Rec	% Rec Limits	RPD	Max RPD	Qualifiers
1,2-Dibromoethane (EDB)	ug/L	0.25	0.26	0.27	107	109	70-130	1	20	
1-Chloro-2-bromopropane (S)	%				102	102	70-130			

MATRIX SPIKE & MATRIX SPIKE DUPLICATE: 3002969 3002970

Parameter	Units	92495626001 Result	MS Spike Conc.	MSD Spike Conc.	MS Result	MSD Result	MS % Rec	MSD % Rec	% Rec Limits	RPD	Qual
1,2-Dibromoethane (EDB)	ug/L	ND	0.26	0.26	0.29	0.29	115	111	65-135	3	
1-Chloro-2-bromopropane (S)	%						105	102	70-130		

SAMPLE DUPLICATE: 3002968

Parameter	Units	92495624001 Result	Dup Result	RPD	Qualifiers
1,2-Dibromoethane (EDB)	ug/L	ND	ND		
1-Chloro-2-bromopropane (S)	%	102	100		

Results presented on this page are in the units indicated by the "Units" column except where an alternate unit is presented to the right of the result.

REPORT OF LABORATORY ANALYSIS

This report shall not be reproduced, except in full,
without the written consent of Pace Analytical Services, LLC.

Pace Analytical Services, LLC
9800 Kincey Ave. Suite 100
Huntersville, NC 28078
(704)875-9092

QUALIFIERS

Project: Colonial Pipeline (9/15 GW)
Pace Project No.: 92495624

DEFINITIONS

DF - Dilution Factor, if reported, represents the factor applied to the reported data due to dilution of the sample aliquot.

ND - Not Detected at or above adjusted reporting limit.

TNTC - Too Numerous To Count

J - Estimated concentration above the adjusted method detection limit and below the adjusted reporting limit.

MDL - Adjusted Method Detection Limit.

PQL - Practical Quantitation Limit.

RL - Reporting Limit - The lowest concentration value that meets project requirements for quantitative data with known precision and bias for a specific analyte in a specific matrix.

S - Surrogate

1,2-Diphenylhydrazine decomposes to and cannot be separated from Azobenzene using Method 8270. The result for each analyte is a combined concentration.

Consistent with EPA guidelines, unrounded data are displayed and have been used to calculate % recovery and RPD values.

LCS(D) - Laboratory Control Sample (Duplicate)

MS(D) - Matrix Spike (Duplicate)

DUP - Sample Duplicate

RPD - Relative Percent Difference

NC - Not Calculable.

SG - Silica Gel - Clean-Up

U - Indicates the compound was analyzed for, but not detected.

Acid preservation may not be appropriate for 2 Chloroethylvinyl ether.

A separate vial preserved to a pH of 4-5 is recommended in SW846 Chapter 4 for the analysis of Acrolein and Acrylonitrile by EPA Method 8260.

N-Nitrosodiphenylamine decomposes and cannot be separated from Diphenylamine using Method 8270. The result reported for each analyte is a combined concentration.

Pace Analytical is TNI accredited. Contact your Pace PM for the current list of accredited analytes.

TNI - The NELAC Institute.

ANALYTE QUALIFIERS

E Analyte concentration exceeded the calibration range. The reported result is estimated.

This report shall not be reproduced, except in full,
without the written consent of Pace Analytical Services, LLC.

Pace Analytical Services, LLC
9800 Kincey Ave. Suite 100
Huntersville, NC 28078
(704)875-9092

QUALITY CONTROL DATA CROSS REFERENCE TABLE

Project: Colonial Pipeline (9/15 GW)
Pace Project No.: 92495624

Lab ID	Sample ID	QC Batch Method	QC Batch	Analytical Method	Analytical Batch
92495624001	**MW-45**	EPA 504.1	566673	EPA 504.1	566775
92495624001	**MW-45**	MADEPV	1544807	MADEP VPH	1544807
92495624001	**MW-45**	EPA 3010A	566633	EPA 6010D	566656
92495624001	**MW-45**	SM 6200B	566800		
92495624002	**Trip Blank-07**	SM 6200B	566800		

This report shall not be reproduced, except in full,
without the written consent of Pace Analytical Services, LLC.

Pace Analytical	Document Name: Sample Condition Upon Receipt(SCUR)	Document Revised: February 7, 2018 Page 1 of 2
	Document No.: F-CAR-CS-033-Rev.06	Issuing Authority: Pace Carolinas Quality Office

Laboratory receiving samples:
Asheville ☐ Eden ☐ Greenwood ☐ Huntersville ☑ Raleigh ☐ Mechanicsville ☐

Sample Condition Upon Receipt

Client Name: AECOM

Project #: **WO# : 92495624**

92495624

Courier: ☐ Commercial ☐ Fed Ex ☐ Pace ☐ UPS ☐ USPS ☐ Other:____ ☑ Client

Custody Seal Present? ☐ Yes ☑ No Seals Intact? ☐ Yes ☑ No

Date/Initials Person Examining Contents: 9/15

Packing Material: ☐ Bubble Wrap ☑ Bubble Bags ☐ None ☐ Other

Biological Tissue Frozen? ☐ Yes ☐ No ☑ N/A

Thermometer: ☑ IR Gun ID: 92T061

Type of Ice: ☑ Wet ☐ Blue ☐ None

Cooler Temp (°C): 2.6 Correction Factor: Add/Subtract (°C) 0.0

Cooler Temp Corrected (°C): 2.6

Temp should be above freezing to 6°C
☐ Samples out of temp criteria. Samples on ice, cooling process has begun

USDA Regulated Soil (☑ N/A, water sample)
Did samples originate in a quarantine zone within the United States: CA, NY, or SC (check maps)? ☐ Yes ☐ No

Did samples originate from a foreign source (internationally, including Hawaii and Puerto Rico)? ☐ Yes ☐ No

		Comments/Discrepancy:
Chain of Custody Present?	☑ Yes ☐ No ☐ N/A	1.
Samples Arrived within Hold Time?	☑ Yes ☐ No ☐ N/A	2.
Short Hold Time Analysis (<72 hr.)?	☐ Yes ☑ No ☐ N/A	3.
Rush Turn Around Time Requested?	☑ Yes ☐ No ☐ N/A	4.
Sufficient Volume?	☑ Yes ☐ No ☐ N/A	5.
Correct Containers Used?	☑ Yes ☐ No ☐ N/A	6.
-Pace Containers Used?	☑ Yes ☐ No ☐ N/A	
Containers Intact?	☑ Yes ☐ No ☐ N/A	7.
Dissolved analysis: Samples Field Filtered?	☐ Yes ☑ No ☐ N/A	8.
Sample Labels Match COC?	☑ Yes ☐ No ☐ N/A	9.
-Includes Date/Time/ID/Analysis Matrix: WT		
Headspace in VOA Vials (>5-6mm)?	☐ Yes ☑ No ☐ N/A	10.
Trip Blank Present?	☑ Yes ☐ No ☐ N/A	11.
Trip Blank Custody Seals Present?	☑ Yes ☐ No ☐ N/A	

Field Data Required? ☐ Yes ☐ No

COMMENTS/SAMPLE DISCREPANCY

Lot ID of split containers:

CLIENT NOTIFICATION/RESOLUTION

Person contacted: _____ Date/Time: _____

Project Manager SCURF Review: NMG Date: 9/16/20

Project Manager SRF Review: NMG Date: 9/16/20

***Check mark top half of box if pH and/or dechlorination is verified and within the acceptance range for preservation samples.**

Exceptions: VOA, Coliform, TOC, Oil and Grease, DRO/8015 (water) DOC, LLHg

****Bottom half of box is to list number of bottle**

Projec **WO# : 92495624**

PM: NMG Due Date: 09/16/20

CLIENT: 92-AECOM CHA

Item#	BP4U-125 mL Plastic Unpreserved (N/A) (Cl-)	BP3U-250 mL Plastic Unpreserved (N/A)	BP2U-500 mL Plastic Unpreserved (N/A)	BP1U-1 liter Plastic Unpreserved (N/A)	BP4S-125 mL Plastic H2SO4 (pH < 2) (Cl-)	BP3N-250 mL plastic HNO3 (pH < 2)	BP4Z-125 mL Plastic ZN Acetate & NaOH (>9)	BP4C-125 mL Plastic NaOH (pH > 12) (Cl-)	WGFU-Wide-mouthed Glass jar Unpreserved	AG1U-1 liter Amber Unpreserved (N/A) (Cl-)	AG1H-1 liter Amber HCl (pH < 2)	AG3U-250 mL Amber Unpreserved (N/A) (Cl-)	AG1S-1 liter Amber H2SO4 (pH < 2)	AG3S-250 mL Amber H2SO4 (pH < 2)	AG3A(DG3A)-250 mL Amber NH4Cl (N/A)(Cl-)	DG9H-40 mL VOA HCl (N/A)	VG9T-40 mL VOA Na2S2O3 (N/A)	VG9U-40 mL VOA Unp (N/A)	DG9P-40 mL VOA H3PO4 (N/A)	VOAK (6 vials per kit)-5035 kit (N/A)	V/GK (3 vials per kit)-VPH/Gas kit (N/A)	SP5T-125 mL Sterile Plastic (N/A – lab)	SP2T-250 mL Sterile Plastic (N/A – lab)		BP3A-250 mL Plastic (NH2)2SO4 (9.3-9.7)	AG0U-100 mL Amber Unpreserved vials (N/A)	VSGU-20 mL Scintillation vials (N/A)	DG9U-40 mL Amber Unpreserved vials (N/A)
1						1										1	3											
2																2												
3																												
4																												
5																												
6																												
7																												
8																												
9																												
10																												
11																												
12																												

pH Adjustment Log for Preserved Samples

Sample ID	Type of Preservative	pH upon receipt	Date preservation adjusted	Time preservation adjusted	Amount of Preservative added	Lot #

Note: Whenever there is a discrepancy affecting North Carolina compliance samples, a copy of this form will be sent to the North Carolina DEHNR Certification Office (i.e. Out of hold, incorrect preservative, out of temp, incorrect containers.

Pace Analytical
WWW.PACELABS.COM

CHAIN-OF-CUSTODY / Analytical Request Document

The Chain-of-Custody is a LEGAL DOCUMENT. All relevant fields must be completed accurately.

Page : 1 Of 1

Section A Required Client Information:		Section B Required Project Information:		Section C Invoice Information:	
Company:	AECOM, Charlotte	Report To:	Wreschnig, Andrew	Attention:	
Address:	6000 Fairview Road	Copy To:		Company Name:	
Suite 200, Charlotte, NC 28210				Address:	
Email:	andrew.wreschnig@aecom.com	Purchase Order #:		Pace Quote:	
Phone:	(980)221-7831 Fax	Project Name:	Colonial Pipeline	Pace Project Manager:	nicole.gasiorowski@pacelabs.com,
Requested Due Date:		Project #:		Pace Profile #:	12518

Regulatory Agency

State / Location: NC

ITEM #	SAMPLE ID (One Character per box. (A-Z, 0-9 / , -) Sample Ids must be unique)	MATRIX CODE (see valid codes to left)	SAMPLE TYPE (G=GRAB C=COMP)	COLLECTED START DATE	COLLECTED START TIME	COLLECTED END DATE	COLLECTED END TIME	SAMPLE TEMP AT COLLECTION	# OF CONTAINERS	Preservatives: Unpreserved	H2SO4	HNO3	HCl	NaOH	Na2S2O3	Methanol	Other	Requested Analysis Filtered (Y/N) Y/N	Analyses Test: 6200	VPH	6010 Lead	504.1 EDB	Trip BLANK	Residual Chlorine (Y/N)	92485624
1	MW-45					9/15/20	1355	15	11			X	X				X		X	X	X	X			01
2	Trip Blank-07					9/15/20		2					X						X				X		02
3																									
4																									
5																									
6																									
7																									
8																									
9																									
10																									
11																									
12																									

MATRIX CODE: Drinking Water DW; Water WT; Waste Water WW; Product P; Soil/Solid SL; Oil OL; Wipe WP; Air AR; Other OT; Tissue TS

ADDITIONAL COMMENTS	RELINQUISHED BY / AFFILIATION	DATE	TIME	ACCEPTED BY / AFFILIATION	DATE	TIME	SAMPLE CONDITIONS: TEMP in C	Received on Ice (Y/N)	Custody Sealed Cooler (Y/N)	Samples Intact (Y/N)
	Randy Morgan AECOM	9-15-20	1730	BB PACE FHV	9/15	1730	2-6	N	Y	N

SAMPLER NAME AND SIGNATURE

PRINT Name of SAMPLER: Randy Morgan

SIGNATURE of SAMPLER: Randy Morgan

DATE Signed: 9-15-20

Pace Analytical Services, LLC
9800 Kincey Ave. Suite 100
Huntersville, NC 28078
(704)875-9092

September 18, 2020

Andrew Wreschnig
AECOM
6000 Fairview Road
Suite 200
Charlotte, NC 28210

RE: Project: Colonial Pipeline (9/15 GW)
Pace Project No.: 92495626

Dear Andrew Wreschnig:

Enclosed are the analytical results for sample(s) received by the laboratory on September 15, 2020. The results relate only to the samples included in this report. Results reported herein conform to the applicable TNI/NELAC Standards and the laboratory's Quality Manual, where applicable, unless otherwise noted in the body of the report.

The test results provided in this final report were generated by each of the following laboratories within the Pace Network:

- Pace National - Mt. Juliet
- Pace Analytical Services - Asheville
- Pace Analytical Services - Charlotte

If you have any questions concerning this report, please feel free to contact me.

Sincerely,

Nicole Gasiorowski
nicole.gasiorowski@pacelabs.com
(704)875-9092
Project Manager

Enclosures

cc: Jeff Morrison, Colonial Pipeline Company

This report shall not be reproduced, except in full,
without the written consent of Pace Analytical Services, LLC.

Pace Analytical Services, LLC
9800 Kincey Ave. Suite 100
Huntersville, NC 28078
(704)875-9092

CERTIFICATIONS

Project: Colonial Pipeline (9/15 GW)
Pace Project No.: 92495626

Pace Analytical Services National

12065 Lebanon Road, Mt. Juliet, TN 37122
Alabama Certification #: 40660
Alaska Certification 17-026
Arizona Certification #: AZ0612
Arkansas Certification #: 88-0469
California Certification #: 2932
Canada Certification #: 1461.01
Colorado Certification #: TN00003
Connecticut Certification #: PH-0197
DOD Certification: #1461.01
EPA# TN00003
Florida Certification #: E87487
Georgia DW Certification #: 923
Georgia Certification: NELAP
Idaho Certification #: TN00003
Illinois Certification #: 200008
Indiana Certification #: C-TN-01
Iowa Certification #: 364
Kansas Certification #: E-10277
Kentucky UST Certification #: 16
Kentucky Certification #: 90010
Louisiana Certification #: AI30792
Louisiana DW Certification #: LA180010
Maine Certification #: TN0002
Maryland Certification #: 324
Massachusetts Certification #: M-TN003
Michigan Certification #: 9958
Minnesota Certification #: 047-999-395
Mississippi Certification #: TN00003
Missouri Certification #: 340
Montana Certification #: CERT0086
Nebraska Certification #: NE-OS-15-05
Nevada Certification #: TN-03-2002-34
New Hampshire Certification #: 2975
New Jersey Certification #: TN002
New Mexico DW Certification
New York Certification #: 11742
North Carolina Aquatic Toxicity Certification #: 41
North Carolina Drinking Water Certification #: 21704
North Carolina Environmental Certificate #: 375
North Dakota Certification #: R-140
Ohio VAP Certification #: CL0069
Oklahoma Certification #: 9915
Oregon Certification #: TN200002
Pennsylvania Certification #: 68-02979
Rhode Island Certification #: LAO00356
South Carolina Certification #: 84004
South Dakota Certification
Tennessee DW/Chem/Micro Certification #: 2006
Texas Certification #: T 104704245-17-14
Texas Mold Certification #: LAB0152
USDA Soil Permit #: P330-15-00234
Utah Certification #: TN00003
Virginia Certification #: VT2006
Vermont Dept. of Health: ID# VT-2006
Virginia Certification #: 460132
Washington Certification #: C847
West Virginia Certification #: 233
Wisconsin Certification #: 9980939910
Wyoming UST Certification #: via A2LA 2926.01
A2LA-ISO 17025 Certification #: 1461.01
A2LA-ISO 17025 Certification #: 1461.02
AIHA-LAP/LLC EMLAP Certification #:100789

Pace Analytical Services Charlotte

9800 Kincey Ave. Ste 100, Huntersville, NC 28078
Louisiana/NELAP Certification # LA170028
North Carolina Drinking Water Certification #: 37706
North Carolina Field Services Certification #: 5342
North Carolina Wastewater Certification #: 12
South Carolina Certification #: 99006001
Florida/NELAP Certification #: E87627
Kentucky UST Certification #: 84
Virginia/VELAP Certification #: 460221

Pace Analytical Services Asheville

2225 Riverside Drive, Asheville, NC 28804
Florida/NELAP Certification #: E87648
Massachusetts Certification #: M-NC030
North Carolina Drinking Water Certification #: 37712
North Carolina Wastewater Certification #: 40
South Carolina Certification #: 99030001
Virginia/VELAP Certification #: 460222

REPORT OF LABORATORY ANALYSIS

This report shall not be reproduced, except in full,
without the written consent of Pace Analytical Services, LLC.

Pace Analytical Services, LLC
9800 Kincey Ave. Suite 100
Huntersville, NC 28078
(704)875-9092

SAMPLE ANALYTE COUNT

Project: Colonial Pipeline (9/15 GW)
Pace Project No.: 92495626

Lab ID	Sample ID	Method	Analysts	Analytes Reported	Laboratory
92495626001	**MW-42**	EPA 504.1	JMS1	2	PASI-C
		MADEP VPH	BMB	6	PAN
		EPA 6010D	SH1	1	PASI-A
		SM 6200B	CL	62	PASI-C
92495624002	**Trip Blank-07**	SM 6200B	CL	62	PASI-C

PAN = Pace National - Mt. Juliet
PASI-A = Pace Analytical Services - Asheville
PASI-C = Pace Analytical Services - Charlotte

This report shall not be reproduced, except in full,
without the written consent of Pace Analytical Services, LLC.

Pace Analytical Services, LLC
9800 Kincey Ave. Suite 100
Huntersville, NC 28078
(704)875-9092

ANALYTICAL RESULTS

Project: Colonial Pipeline (9/15 GW)
Pace Project No.: 92495626

Sample: MW-42 **Lab ID: 92495626001** Collected: 09/15/20 15:50 Received: 09/15/20 17:30 Matrix: Water

Parameters	Results	Units	Report Limit	DF	Prepared	Analyzed	CAS No.	Qual
504 GCS EDB and DBCP	Analytical Method: EPA 504.1 Preparation Method: EPA 504.1							
	Pace Analytical Services - Charlotte							
1,2-Dibromoethane (EDB)	ND	ug/L	0.020	1	09/16/20 07:40	09/16/20 15:16	106-93-4	
Surrogates								
1-Chloro-2-bromopropane (S)	100	%	70-130	1	09/16/20 07:40	09/16/20 15:16	301-79-56	
MADEPV	Analytical Method: MADEP VPH Preparation Method: MADEPV							
	Pace National - Mt. Juliet							
Aliphatic (C05-C08)	ND	ug/L	100	1	09/17/20 19:27	09/17/20 19:27		
Aliphatic (C09-C12)	ND	ug/L	100	1	09/17/20 19:27	09/17/20 19:27		
Aromatic (C09-C10),Unadjusted	ND	ug/L	100	1	09/17/20 19:27	09/17/20 19:27	TPHC9C10A	
Total VPH	**150**	ug/L	100	1	09/17/20 19:27	09/17/20 19:27	VPH	
Surrogates								
2,5-Dibromotoluene (FID)	99.6	%	70.0-130	1	09/17/20 19:27	09/17/20 19:27	615-59-8FID	
2,5-Dibromotoluene (PID)	87.7	%	70.0-130	1	09/17/20 19:27	09/17/20 19:27	615-59-8PID	
6010 MET ICP	Analytical Method: EPA 6010D Preparation Method: EPA 3010A							
	Pace Analytical Services - Asheville							
Lead	ND	ug/L	5.0	1	09/16/20 01:48	09/16/20 10:02	7439-92-1	
6200B MSV	Analytical Method: SM 6200B							
	Pace Analytical Services - Charlotte							
Benzene	**1.3**	ug/L	0.50	1		09/16/20 17:37	71-43-2	
Bromobenzene	ND	ug/L	0.50	1		09/16/20 17:37	108-86-1	
Bromochloromethane	ND	ug/L	0.50	1		09/16/20 17:37	74-97-5	
Bromodichloromethane	**1.9**	ug/L	0.50	1		09/16/20 17:37	75-27-4	
Bromoform	ND	ug/L	0.50	1		09/16/20 17:37	75-25-2	
Bromomethane	ND	ug/L	5.0	1		09/16/20 17:37	74-83-9	
n-Butylbenzene	ND	ug/L	0.50	1		09/16/20 17:37	104-51-8	
sec-Butylbenzene	ND	ug/L	0.50	1		09/16/20 17:37	135-98-8	
tert-Butylbenzene	ND	ug/L	0.50	1		09/16/20 17:37	98-06-6	
Carbon tetrachloride	ND	ug/L	0.50	1		09/16/20 17:37	56-23-5	
Chlorobenzene	ND	ug/L	0.50	1		09/16/20 17:37	108-90-7	
Chloroethane	ND	ug/L	1.0	1		09/16/20 17:37	75-00-3	
Chloroform	**23.8**	ug/L	0.50	1		09/16/20 17:37	67-66-3	
Chloromethane	ND	ug/L	1.0	1		09/16/20 17:37	74-87-3	
2-Chlorotoluene	ND	ug/L	0.50	1		09/16/20 17:37	95-49-8	
4-Chlorotoluene	ND	ug/L	0.50	1		09/16/20 17:37	106-43-4	
1,2-Dibromo-3-chloropropane	ND	ug/L	1.0	1		09/16/20 17:37	96-12-8	
Dibromochloromethane	ND	ug/L	0.50	1		09/16/20 17:37	124-48-1	
Dibromomethane	ND	ug/L	0.50	1		09/16/20 17:37	74-95-3	
1,2-Dichlorobenzene	ND	ug/L	0.50	1		09/16/20 17:37	95-50-1	
1,3-Dichlorobenzene	ND	ug/L	0.50	1		09/16/20 17:37	541-73-1	
1,4-Dichlorobenzene	ND	ug/L	0.50	1		09/16/20 17:37	106-46-7	
Dichlorodifluoromethane	ND	ug/L	0.50	1		09/16/20 17:37	75-71-8	
1,1-Dichloroethane	ND	ug/L	0.50	1		09/16/20 17:37	75-34-3	
1,2-Dichloroethane	ND	ug/L	0.50	1		09/16/20 17:37	107-06-2	
1,1-Dichloroethene	ND	ug/L	0.50	1		09/16/20 17:37	75-35-4	

REPORT OF LABORATORY ANALYSIS

This report shall not be reproduced, except in full,
without the written consent of Pace Analytical Services, LLC.

Pace Analytical Services, LLC
9800 Kincey Ave. Suite 100
Huntersville, NC 28078
(704)875-9092

ANALYTICAL RESULTS

Project: Colonial Pipeline (9/15 GW)
Pace Project No.: 92495626

Sample: MW-42 **Lab ID: 92495626001** Collected: 09/15/20 15:50 Received: 09/15/20 17:30 Matrix: Water

Parameters	Results	Units	Report Limit	DF	Prepared	Analyzed	CAS No.	Qual
6200B MSV	Analytical Method: SM 6200B Pace Analytical Services - Charlotte							
cis-1,2-Dichloroethene	ND	ug/L	0.50	1		09/16/20 17:37	156-59-2	
trans-1,2-Dichloroethene	ND	ug/L	0.50	1		09/16/20 17:37	156-60-5	
1,2-Dichloropropane	ND	ug/L	0.50	1		09/16/20 17:37	78-87-5	
1,3-Dichloropropane	ND	ug/L	0.50	1		09/16/20 17:37	142-28-9	
2,2-Dichloropropane	ND	ug/L	0.50	1		09/16/20 17:37	594-20-7	
1,1-Dichloropropene	ND	ug/L	0.50	1		09/16/20 17:37	563-58-6	
cis-1,3-Dichloropropene	ND	ug/L	0.50	1		09/16/20 17:37	10061-01-5	
trans-1,3-Dichloropropene	ND	ug/L	0.50	1		09/16/20 17:37	10061-02-6	
Diisopropyl ether	ND	ug/L	0.50	1		09/16/20 17:37	108-20-3	
Ethylbenzene	**2.4**	ug/L	0.50	1		09/16/20 17:37	100-41-4	
Hexachloro-1,3-butadiene	ND	ug/L	2.0	1		09/16/20 17:37	87-68-3	
Isopropylbenzene (Cumene)	ND	ug/L	0.50	1		09/16/20 17:37	98-82-8	
Methylene Chloride	ND	ug/L	2.0	1		09/16/20 17:37	75-09-2	
Methyl-tert-butyl ether	ND	ug/L	0.50	1		09/16/20 17:37	1634-04-4	
Naphthalene	ND	ug/L	2.0	1		09/16/20 17:37	91-20-3	
n-Propylbenzene	ND	ug/L	0.50	1		09/16/20 17:37	103-65-1	
Styrene	ND	ug/L	0.50	1		09/16/20 17:37	100-42-5	
1,1,1,2-Tetrachloroethane	ND	ug/L	0.50	1		09/16/20 17:37	630-20-6	
1,1,2,2-Tetrachloroethane	ND	ug/L	0.50	1		09/16/20 17:37	79-34-5	
Tetrachloroethene	ND	ug/L	0.50	1		09/16/20 17:37	127-18-4	
Toluene	**10.8**	ug/L	0.50	1		09/16/20 17:37	108-88-3	
1,2,3-Trichlorobenzene	ND	ug/L	2.0	1		09/16/20 17:37	87-61-6	
1,2,4-Trichlorobenzene	ND	ug/L	2.0	1		09/16/20 17:37	120-82-1	
1,1,1-Trichloroethane	ND	ug/L	0.50	1		09/16/20 17:37	71-55-6	
1,1,2-Trichloroethane	ND	ug/L	0.50	1		09/16/20 17:37	79-00-5	
Trichloroethene	ND	ug/L	0.50	1		09/16/20 17:37	79-01-6	
Trichlorofluoromethane	ND	ug/L	1.0	1		09/16/20 17:37	75-69-4	
1,2,3-Trichloropropane	ND	ug/L	0.50	1		09/16/20 17:37	96-18-4	
1,2,4-Trimethylbenzene	**5.3**	ug/L	0.50	1		09/16/20 17:37	95-63-6	
1,3,5-Trimethylbenzene	**1.4**	ug/L	0.50	1		09/16/20 17:37	108-67-8	
Vinyl chloride	ND	ug/L	1.0	1		09/16/20 17:37	75-01-4	
m&p-Xylene	**13.3**	ug/L	1.0	1		09/16/20 17:37	179601-23-1	
o-Xylene	**6.2**	ug/L	0.50	1		09/16/20 17:37	95-47-6	
Surrogates								
1,2-Dichloroethane-d4 (S)	86	%	70-130	1		09/16/20 17:37	17060-07-0	
4-Bromofluorobenzene (S)	96	%	70-130	1		09/16/20 17:37	460-00-4	
Toluene-d8 (S)	99	%	70-130	1		09/16/20 17:37	2037-26-5	

REPORT OF LABORATORY ANALYSIS

This report shall not be reproduced, except in full,
without the written consent of Pace Analytical Services, LLC.

Pace Analytical Services, LLC
9800 Kincey Ave. Suite 100
Huntersville, NC 28078
(704)875-9092

ANALYTICAL RESULTS

Project: Colonial Pipeline (9/15 GW)
Pace Project No.: 92495626

Sample: Trip Blank-07 **Lab ID: 92495624002** Collected: 09/15/20 00:00 Received: 09/15/20 17:30 Matrix: Water

Parameters	Results	Units	Report Limit	DF	Prepared	Analyzed	CAS No.	Qual
6200B MSV	Analytical Method: SM 6200B Pace Analytical Services - Charlotte							
Benzene	ND	ug/L	0.50	1		09/16/20 17:00	71-43-2	
Bromobenzene	ND	ug/L	0.50	1		09/16/20 17:00	108-86-1	
Bromochloromethane	ND	ug/L	0.50	1		09/16/20 17:00	74-97-5	
Bromodichloromethane	ND	ug/L	0.50	1		09/16/20 17:00	75-27-4	
Bromoform	ND	ug/L	0.50	1		09/16/20 17:00	75-25-2	
Bromomethane	ND	ug/L	5.0	1		09/16/20 17:00	74-83-9	
n-Butylbenzene	ND	ug/L	0.50	1		09/16/20 17:00	104-51-8	
sec-Butylbenzene	ND	ug/L	0.50	1		09/16/20 17:00	135-98-8	
tert-Butylbenzene	ND	ug/L	0.50	1		09/16/20 17:00	98-06-6	
Carbon tetrachloride	ND	ug/L	0.50	1		09/16/20 17:00	56-23-5	
Chlorobenzene	ND	ug/L	0.50	1		09/16/20 17:00	108-90-7	
Chloroethane	ND	ug/L	1.0	1		09/16/20 17:00	75-00-3	
Chloroform	ND	ug/L	0.50	1		09/16/20 17:00	67-66-3	
Chloromethane	ND	ug/L	1.0	1		09/16/20 17:00	74-87-3	
2-Chlorotoluene	ND	ug/L	0.50	1		09/16/20 17:00	95-49-8	
4-Chlorotoluene	ND	ug/L	0.50	1		09/16/20 17:00	106-43-4	
1,2-Dibromo-3-chloropropane	ND	ug/L	1.0	1		09/16/20 17:00	96-12-8	
Dibromochloromethane	ND	ug/L	0.50	1		09/16/20 17:00	124-48-1	
Dibromomethane	ND	ug/L	0.50	1		09/16/20 17:00	74-95-3	
1,2-Dichlorobenzene	ND	ug/L	0.50	1		09/16/20 17:00	95-50-1	
1,3-Dichlorobenzene	ND	ug/L	0.50	1		09/16/20 17:00	541-73-1	
1,4-Dichlorobenzene	ND	ug/L	0.50	1		09/16/20 17:00	106-46-7	
Dichlorodifluoromethane	ND	ug/L	0.50	1		09/16/20 17:00	75-71-8	
1,1-Dichloroethane	ND	ug/L	0.50	1		09/16/20 17:00	75-34-3	
1,2-Dichloroethane	ND	ug/L	0.50	1		09/16/20 17:00	107-06-2	
1,1-Dichloroethene	ND	ug/L	0.50	1		09/16/20 17:00	75-35-4	
cis-1,2-Dichloroethene	ND	ug/L	0.50	1		09/16/20 17:00	156-59-2	
trans-1,2-Dichloroethene	ND	ug/L	0.50	1		09/16/20 17:00	156-60-5	
1,2-Dichloropropane	ND	ug/L	0.50	1		09/16/20 17:00	78-87-5	
1,3-Dichloropropane	ND	ug/L	0.50	1		09/16/20 17:00	142-28-9	
2,2-Dichloropropane	ND	ug/L	0.50	1		09/16/20 17:00	594-20-7	
1,1-Dichloropropene	ND	ug/L	0.50	1		09/16/20 17:00	563-58-6	
cis-1,3-Dichloropropene	ND	ug/L	0.50	1		09/16/20 17:00	10061-01-5	
trans-1,3-Dichloropropene	ND	ug/L	0.50	1		09/16/20 17:00	10061-02-6	
Diisopropyl ether	ND	ug/L	0.50	1		09/16/20 17:00	108-20-3	
Ethylbenzene	ND	ug/L	0.50	1		09/16/20 17:00	100-41-4	
Hexachloro-1,3-butadiene	ND	ug/L	2.0	1		09/16/20 17:00	87-68-3	
Isopropylbenzene (Cumene)	ND	ug/L	0.50	1		09/16/20 17:00	98-82-8	
Methylene Chloride	ND	ug/L	2.0	1		09/16/20 17:00	75-09-2	
Methyl-tert-butyl ether	ND	ug/L	0.50	1		09/16/20 17:00	1634-04-4	
Naphthalene	ND	ug/L	2.0	1		09/16/20 17:00	91-20-3	
n-Propylbenzene	ND	ug/L	0.50	1		09/16/20 17:00	103-65-1	
Styrene	ND	ug/L	0.50	1		09/16/20 17:00	100-42-5	
1,1,1,2-Tetrachloroethane	ND	ug/L	0.50	1		09/16/20 17:00	630-20-6	
1,1,2,2-Tetrachloroethane	ND	ug/L	0.50	1		09/16/20 17:00	79-34-5	
Tetrachloroethene	ND	ug/L	0.50	1		09/16/20 17:00	127-18-4	

REPORT OF LABORATORY ANALYSIS

This report shall not be reproduced, except in full,
without the written consent of Pace Analytical Services, LLC.

Pace Analytical Services, LLC
9800 Kincey Ave. Suite 100
Huntersville, NC 28078
(704)875-9092

ANALYTICAL RESULTS

Project: Colonial Pipeline (9/15 GW)
Pace Project No.: 92495626

Sample: Trip Blank-07 **Lab ID: 92495624002** Collected: 09/15/20 00:00 Received: 09/15/20 17:30 Matrix: Water

Parameters	Results	Units	Report Limit	DF	Prepared	Analyzed	CAS No.	Qual
6200B MSV	Analytical Method: SM 6200B Pace Analytical Services - Charlotte							
Toluene	ND	ug/L	0.50	1		09/16/20 17:00	108-88-3	
1,2,3-Trichlorobenzene	ND	ug/L	2.0	1		09/16/20 17:00	87-61-6	
1,2,4-Trichlorobenzene	ND	ug/L	2.0	1		09/16/20 17:00	120-82-1	
1,1,1-Trichloroethane	ND	ug/L	0.50	1		09/16/20 17:00	71-55-6	
1,1,2-Trichloroethane	ND	ug/L	0.50	1		09/16/20 17:00	79-00-5	
Trichloroethene	ND	ug/L	0.50	1		09/16/20 17:00	79-01-6	
Trichlorofluoromethane	ND	ug/L	1.0	1		09/16/20 17:00	75-69-4	
1,2,3-Trichloropropane	ND	ug/L	0.50	1		09/16/20 17:00	96-18-4	
1,2,4-Trimethylbenzene	ND	ug/L	0.50	1		09/16/20 17:00	95-63-6	
1,3,5-Trimethylbenzene	ND	ug/L	0.50	1		09/16/20 17:00	108-67-8	
Vinyl chloride	ND	ug/L	1.0	1		09/16/20 17:00	75-01-4	
m&p-Xylene	ND	ug/L	1.0	1		09/16/20 17:00	179601-23-1	
o-Xylene	ND	ug/L	0.50	1		09/16/20 17:00	95-47-6	
Surrogates								
1,2-Dichloroethane-d4 (S)	86	%	70-130	1		09/16/20 17:00	17060-07-0	
4-Bromofluorobenzene (S)	94	%	70-130	1		09/16/20 17:00	460-00-4	
Toluene-d8 (S)	100	%	70-130	1		09/16/20 17:00	2037-26-5	

REPORT OF LABORATORY ANALYSIS

This report shall not be reproduced, except in full,
without the written consent of Pace Analytical Services, LLC.

Pace Analytical Services, LLC
9800 Kincey Ave. Suite 100
Huntersville, NC 28078
(704)875-9092

QUALITY CONTROL DATA

Project: Colonial Pipeline (9/15 GW)
Pace Project No.: 92495626

QC Batch: 1544807
QC Batch Method: MADEPV
Analysis Method: MADEP VPH
Analysis Description: MADEPV
Laboratory: Pace National - Mt. Juliet

Associated Lab Samples: 92495626001

METHOD BLANK: R3571700-2 Matrix: Water
Associated Lab Samples: 92495626001

Parameter	Units	Blank Result	Reporting Limit	Analyzed	Qualifiers
Aliphatic (C05-C08)	ug/L	ND	100	09/17/20 14:12	
Aliphatic (C09-C12)	ug/L	ND	100	09/17/20 14:12	
Aromatic (C09-C10),Unadjusted	ug/L	ND	100	09/17/20 14:12	
Total VPH	ug/L	ND	100	09/17/20 14:12	
2,5-Dibromotoluene (FID)	%	88.4	70.0-130	09/17/20 14:12	
2,5-Dibromotoluene (PID)	%	81.8	70.0-130	09/17/20 14:12	

LABORATORY CONTROL SAMPLE & LCSD: R3571700-1 R3571700-3

Parameter	Units	Spike Conc.	LCS Result	LCSD Result	LCS % Rec	LCSD % Rec	% Rec Limits	RPD	Max RPD	Qualifiers
Aliphatic (C05-C08)	ug/L	1200	1220	1230	102	103	70.0-130	0.816	25	
Aliphatic (C09-C12)	ug/L	1400	1450	1430	104	102	70.0-130	1.39	25	
Aromatic (C09-C10),Unadjusted	ug/L	200	207	211	104	105	70.0-130	1.91	25	
Total VPH	ug/L	2800	2880	2870	103	103	70.0-130	0.348	25	
2,5-Dibromotoluene (FID)	%				103	98.0	70.0-130			
2,5-Dibromotoluene (PID)	%				92.7	91.8	70.0-130			

Results presented on this page are in the units indicated by the "Units" column except where an alternate unit is presented to the right of the result.

REPORT OF LABORATORY ANALYSIS

This report shall not be reproduced, except in full,
without the written consent of Pace Analytical Services, LLC.

Pace Analytical Services, LLC
9800 Kincey Ave. Suite 100
Huntersville, NC 28078
(704)875-9092

QUALITY CONTROL DATA

Project: Colonial Pipeline (9/15 GW)
Pace Project No.: 92495626

QC Batch: 566633
QC Batch Method: EPA 3010A
Analysis Method: EPA 6010D
Analysis Description: 6010 MET
Laboratory: Pace Analytical Services - Asheville
Associated Lab Samples: 92495626001

METHOD BLANK: 3002896 Matrix: Water
Associated Lab Samples: 92495626001

Parameter	Units	Blank Result	Reporting Limit	Analyzed	Qualifiers
Lead	ug/L	ND	5.0	09/16/20 14:30	

LABORATORY CONTROL SAMPLE: 3002897

Parameter	Units	Spike Conc.	LCS Result	LCS % Rec	% Rec Limits	Qualifiers
Lead	ug/L	500	484	97	80-120	

MATRIX SPIKE & MATRIX SPIKE DUPLICATE: 3002898 3002899

Parameter	Units	92495624001 Result	MS Spike Conc.	MSD Spike Conc.	MS Result	MSD Result	MS % Rec	MSD % Rec	% Rec Limits	RPD	Qual
Lead	ug/L	ND	500	500	512	514	102	102	75-125	0	

Results presented on this page are in the units indicated by the "Units" column except where an alternate unit is presented to the right of the result.

REPORT OF LABORATORY ANALYSIS

This report shall not be reproduced, except in full,
without the written consent of Pace Analytical Services, LLC.

Pace Analytical Services, LLC
9800 Kincey Ave. Suite 100
Huntersville, NC 28078
(704)875-9092

QUALITY CONTROL DATA

Project: Colonial Pipeline (9/15 GW)
Pace Project No.: 92495626

QC Batch: 566800
QC Batch Method: SM 6200B
Analysis Method: SM 6200B
Analysis Description: 6200B MSV
Laboratory: Pace Analytical Services - Charlotte
Associated Lab Samples: 92495624002, 92495626001

METHOD BLANK: 3003610 Matrix: Water
Associated Lab Samples: 92495624002, 92495626001

Parameter	Units	Blank Result	Reporting Limit	Analyzed	Qualifiers
1,1,1,2-Tetrachloroethane	ug/L	ND	0.50	09/16/20 13:22	
1,1,1-Trichloroethane	ug/L	ND	0.50	09/16/20 13:22	
1,1,2,2-Tetrachloroethane	ug/L	ND	0.50	09/16/20 13:22	
1,1,2-Trichloroethane	ug/L	ND	0.50	09/16/20 13:22	
1,1-Dichloroethane	ug/L	ND	0.50	09/16/20 13:22	
1,1-Dichloroethene	ug/L	ND	0.50	09/16/20 13:22	
1,1-Dichloropropene	ug/L	ND	0.50	09/16/20 13:22	
1,2,3-Trichlorobenzene	ug/L	ND	2.0	09/16/20 13:22	
1,2,3-Trichloropropane	ug/L	ND	0.50	09/16/20 13:22	
1,2,4-Trichlorobenzene	ug/L	ND	2.0	09/16/20 13:22	
1,2,4-Trimethylbenzene	ug/L	ND	0.50	09/16/20 13:22	
1,2-Dibromo-3-chloropropane	ug/L	ND	1.0	09/16/20 13:22	
1,2-Dichlorobenzene	ug/L	ND	0.50	09/16/20 13:22	
1,2-Dichloroethane	ug/L	ND	0.50	09/16/20 13:22	
1,2-Dichloropropane	ug/L	ND	0.50	09/16/20 13:22	
1,3,5-Trimethylbenzene	ug/L	ND	0.50	09/16/20 13:22	
1,3-Dichlorobenzene	ug/L	ND	0.50	09/16/20 13:22	
1,3-Dichloropropane	ug/L	ND	0.50	09/16/20 13:22	
1,4-Dichlorobenzene	ug/L	ND	0.50	09/16/20 13:22	
2,2-Dichloropropane	ug/L	ND	0.50	09/16/20 13:22	
2-Chlorotoluene	ug/L	ND	0.50	09/16/20 13:22	
4-Chlorotoluene	ug/L	ND	0.50	09/16/20 13:22	
Benzene	ug/L	ND	0.50	09/16/20 13:22	
Bromobenzene	ug/L	ND	0.50	09/16/20 13:22	
Bromochloromethane	ug/L	ND	0.50	09/16/20 13:22	
Bromodichloromethane	ug/L	ND	0.50	09/16/20 13:22	
Bromoform	ug/L	ND	0.50	09/16/20 13:22	
Bromomethane	ug/L	ND	5.0	09/16/20 13:22	
Carbon tetrachloride	ug/L	ND	0.50	09/16/20 13:22	
Chlorobenzene	ug/L	ND	0.50	09/16/20 13:22	
Chloroethane	ug/L	ND	1.0	09/16/20 13:22	
Chloroform	ug/L	ND	0.50	09/16/20 13:22	
Chloromethane	ug/L	ND	1.0	09/16/20 13:22	
cis-1,2-Dichloroethene	ug/L	ND	0.50	09/16/20 13:22	
cis-1,3-Dichloropropene	ug/L	ND	0.50	09/16/20 13:22	
Dibromochloromethane	ug/L	ND	0.50	09/16/20 13:22	
Dibromomethane	ug/L	ND	0.50	09/16/20 13:22	
Dichlorodifluoromethane	ug/L	ND	0.50	09/16/20 13:22	
Diisopropyl ether	ug/L	ND	0.50	09/16/20 13:22	
Ethylbenzene	ug/L	ND	0.50	09/16/20 13:22	

Results presented on this page are in the units indicated by the "Units" column except where an alternate unit is presented to the right of the result.

REPORT OF LABORATORY ANALYSIS

This report shall not be reproduced, except in full,
without the written consent of Pace Analytical Services, LLC.

Pace Analytical Services, LLC
9800 Kincey Ave. Suite 100
Huntersville, NC 28078
(704)875-9092

QUALITY CONTROL DATA

Project: Colonial Pipeline (9/15 GW)
Pace Project No.: 92495626

METHOD BLANK: 3003610 Matrix: Water
Associated Lab Samples: 92495624002, 92495626001

Parameter	Units	Blank Result	Reporting Limit	Analyzed	Qualifiers
Hexachloro-1,3-butadiene	ug/L	ND	2.0	09/16/20 13:22	
Isopropylbenzene (Cumene)	ug/L	ND	0.50	09/16/20 13:22	
m&p-Xylene	ug/L	ND	1.0	09/16/20 13:22	
Methyl-tert-butyl ether	ug/L	ND	0.50	09/16/20 13:22	
Methylene Chloride	ug/L	ND	2.0	09/16/20 13:22	
n-Butylbenzene	ug/L	ND	0.50	09/16/20 13:22	
n-Propylbenzene	ug/L	ND	0.50	09/16/20 13:22	
Naphthalene	ug/L	ND	2.0	09/16/20 13:22	
o-Xylene	ug/L	ND	0.50	09/16/20 13:22	
sec-Butylbenzene	ug/L	ND	0.50	09/16/20 13:22	
Styrene	ug/L	ND	0.50	09/16/20 13:22	
tert-Butylbenzene	ug/L	ND	0.50	09/16/20 13:22	
Tetrachloroethene	ug/L	ND	0.50	09/16/20 13:22	
Toluene	ug/L	ND	0.50	09/16/20 13:22	
trans-1,2-Dichloroethene	ug/L	ND	0.50	09/16/20 13:22	
trans-1,3-Dichloropropene	ug/L	ND	0.50	09/16/20 13:22	
Trichloroethene	ug/L	ND	0.50	09/16/20 13:22	
Trichlorofluoromethane	ug/L	ND	1.0	09/16/20 13:22	
Vinyl chloride	ug/L	ND	1.0	09/16/20 13:22	
1,2-Dichloroethane-d4 (S)	%	85	70-130	09/16/20 13:22	
4-Bromofluorobenzene (S)	%	95	70-130	09/16/20 13:22	
Toluene-d8 (S)	%	100	70-130	09/16/20 13:22	

LABORATORY CONTROL SAMPLE: 3003611

Parameter	Units	Spike Conc.	LCS Result	LCS % Rec	% Rec Limits	Qualifiers
1,1,1,2-Tetrachloroethane	ug/L	50	50.5	101	60-140	
1,1,1-Trichloroethane	ug/L	50	46.7	93	60-140	
1,1,2,2-Tetrachloroethane	ug/L	50	48.0	96	60-140	
1,1,2-Trichloroethane	ug/L	50	48.0	96	60-140	
1,1-Dichloroethane	ug/L	50	45.9	92	60-140	
1,1-Dichloroethene	ug/L	50	47.4	95	60-140	
1,1-Dichloropropene	ug/L	50	47.6	95	60-140	
1,2,3-Trichlorobenzene	ug/L	50	48.4	97	60-140	
1,2,3-Trichloropropane	ug/L	50	46.5	93	60-140	
1,2,4-Trichlorobenzene	ug/L	50	52.7	105	60-140	
1,2,4-Trimethylbenzene	ug/L	50	51.1	102	60-140	
1,2-Dibromo-3-chloropropane	ug/L	50	47.0	94	60-140	
1,2-Dichlorobenzene	ug/L	50	51.5	103	60-140	
1,2-Dichloroethane	ug/L	50	38.1	76	60-140	
1,2-Dichloropropane	ug/L	50	49.2	98	60-140	
1,3,5-Trimethylbenzene	ug/L	50	51.4	103	60-140	
1,3-Dichlorobenzene	ug/L	50	52.1	104	60-140	
1,3-Dichloropropane	ug/L	50	51.8	104	60-140	

Results presented on this page are in the units indicated by the "Units" column except where an alternate unit is presented to the right of the result.

REPORT OF LABORATORY ANALYSIS

This report shall not be reproduced, except in full,
without the written consent of Pace Analytical Services, LLC.

Pace Analytical Services, LLC
9800 Kincey Ave. Suite 100
Huntersville, NC 28078
(704)875-9092

QUALITY CONTROL DATA

Project: Colonial Pipeline (9/15 GW)
Pace Project No.: 92495626

LABORATORY CONTROL SAMPLE: 3003611

Parameter	Units	Spike Conc.	LCS Result	LCS % Rec	% Rec Limits	Qualifiers
1,4-Dichlorobenzene	ug/L	50	51.9	104	60-140	
2,2-Dichloropropane	ug/L	50	45.2	90	60-140	
2-Chlorotoluene	ug/L	50	52.3	105	60-140	
4-Chlorotoluene	ug/L	50	50.0	100	60-140	
Benzene	ug/L	50	49.9	100	60-140	
Bromobenzene	ug/L	50	51.2	102	60-140	
Bromochloromethane	ug/L	50	48.3	97	60-140	
Bromodichloromethane	ug/L	50	43.6	87	60-140	
Bromoform	ug/L	50	47.8	96	60-140	
Bromomethane	ug/L	50	41.9	84	60-140	
Carbon tetrachloride	ug/L	50	48.7	97	60-140	
Chlorobenzene	ug/L	50	50.6	101	60-140	
Chloroethane	ug/L	50	33.8	68	60-140	
Chloroform	ug/L	50	44.4	89	60-140	
Chloromethane	ug/L	50	46.6	93	60-140	
cis-1,2-Dichloroethene	ug/L	50	45.1	90	60-140	
cis-1,3-Dichloropropene	ug/L	50	51.6	103	60-140	
Dibromochloromethane	ug/L	50	50.1	100	60-140	
Dibromomethane	ug/L	50	50.1	100	60-140	
Dichlorodifluoromethane	ug/L	50	46.3	93	60-140	
Diisopropyl ether	ug/L	50	44.1	88	60-140	
Ethylbenzene	ug/L	50	50.9	102	60-140	
Hexachloro-1,3-butadiene	ug/L	50	55.6	111	60-140	
Isopropylbenzene (Cumene)	ug/L	50	51.6	103	60-140	
m&p-Xylene	ug/L	100	99.9	100	60-140	
Methyl-tert-butyl ether	ug/L	50	43.6	87	60-140	
Methylene Chloride	ug/L	50	40.6	81	60-140	
n-Butylbenzene	ug/L	50	53.0	106	60-140	
n-Propylbenzene	ug/L	50	52.1	104	60-140	
Naphthalene	ug/L	50	48.0	96	60-140	
o-Xylene	ug/L	50	50.4	101	60-140	
sec-Butylbenzene	ug/L	50	53.4	107	60-140	
Styrene	ug/L	50	52.9	106	60-140	
tert-Butylbenzene	ug/L	50	43.9	88	60-140	
Tetrachloroethene	ug/L	50	52.6	105	60-140	
Toluene	ug/L	50	48.7	97	60-140	
trans-1,2-Dichloroethene	ug/L	50	46.1	92	60-140	
trans-1,3-Dichloropropene	ug/L	50	47.4	95	60-140	
Trichloroethene	ug/L	50	51.7	103	60-140	
Trichlorofluoromethane	ug/L	50	46.9	94	60-140	
Vinyl chloride	ug/L	50	49.8	100	60-140	
1,2-Dichloroethane-d4 (S)	%			80	70-130	
4-Bromofluorobenzene (S)	%			98	70-130	
Toluene-d8 (S)	%			97	70-130	

Results presented on this page are in the units indicated by the "Units" column except where an alternate unit is presented to the right of the result.

REPORT OF LABORATORY ANALYSIS

This report shall not be reproduced, except in full,
without the written consent of Pace Analytical Services, LLC.

Pace Analytical Services, LLC
9800 Kincey Ave. Suite 100
Huntersville, NC 28078
(704)875-9092

QUALITY CONTROL DATA

Project: Colonial Pipeline (9/15 GW)
Pace Project No.: 92495626

MATRIX SPIKE & MATRIX SPIKE DUPLICATE: 3003612 3003613

Parameter	Units	92494584004 Result	MS Spike Conc.	MSD Spike Conc.	MS Result	MSD Result	MS % Rec	MSD % Rec	% Rec Limits	RPD	Qual
1,1,1,2-Tetrachloroethane	ug/L	ND	1000	1000	851	766	85	77	60-140	11	
1,1,1-Trichloroethane	ug/L	ND	1000	1000	793	732	79	73	60-140	8	
1,1,2,2-Tetrachloroethane	ug/L	ND	1000	1000	814	735	81	73	60-140	10	
1,1,2-Trichloroethane	ug/L	ND	1000	1000	809	743	81	74	60-140	9	
1,1-Dichloroethane	ug/L	ND	1000	1000	804	718	80	72	60-140	11	
1,1-Dichloroethene	ug/L	ND	1000	1000	851	807	85	81	60-140	5	
1,1-Dichloropropene	ug/L	ND	1000	1000	825	765	83	76	60-140	8	
1,2,3-Trichlorobenzene	ug/L	ND	1000	1000	707	674	71	67	60-140	5	
1,2,3-Trichloropropane	ug/L	ND	1000	1000	803	727	80	73	60-140	10	
1,2,4-Trichlorobenzene	ug/L	ND	1000	1000	794	736	79	74	60-140	8	
1,2,4-Trimethylbenzene	ug/L	1380	1000	1000	2160	2120	78	74	60-140	2	
1,2-Dibromo-3-chloropropane	ug/L	ND	1000	1000	734	722	73	72	60-140	2	
1,2-Dichlorobenzene	ug/L	ND	1000	1000	807	745	81	75	60-140	8	
1,2-Dichloroethane	ug/L	ND	1000	1000	667	619	67	62	60-140	7	
1,2-Dichloropropane	ug/L	ND	1000	1000	859	792	86	79	60-140	8	
1,3,5-Trimethylbenzene	ug/L	400	1000	1000	1270	1210	87	81	60-140	5	
1,3-Dichlorobenzene	ug/L	ND	1000	1000	819	754	82	75	60-140	8	
1,3-Dichloropropane	ug/L	ND	1000	1000	894	807	89	81	60-140	10	
1,4-Dichlorobenzene	ug/L	ND	1000	1000	818	752	82	75	60-140	8	
2,2-Dichloropropane	ug/L	ND	1000	1000	798	718	80	72	60-140	11	
2-Chlorotoluene	ug/L	ND	1000	1000	891	822	89	82	60-140	8	
4-Chlorotoluene	ug/L	ND	1000	1000	813	748	81	75	60-140	8	
Benzene	ug/L	1350	1000	1000	2200	2100	84	75	60-140	4	
Bromobenzene	ug/L	ND	1000	1000	840	772	84	77	60-140	8	
Bromochloromethane	ug/L	ND	1000	1000	827	745	83	74	60-140	10	
Bromodichloromethane	ug/L	ND	1000	1000	735	662	73	66	60-140	10	
Bromoform	ug/L	ND	1000	1000	773	704	77	70	60-140	9	
Bromomethane	ug/L	ND	1000	1000	896	866	90	87	60-140	3	
Carbon tetrachloride	ug/L	ND	1000	1000	876	809	88	81	60-140	8	
Chlorobenzene	ug/L	ND	1000	1000	873	787	87	79	60-140	10	
Chloroethane	ug/L	ND	1000	1000	780	720	78	72	60-140	8	
Chloroform	ug/L	ND	1000	1000	732	691	73	69	60-140	6	
Chloromethane	ug/L	ND	1000	1000	837	783	84	78	60-140	7	
cis-1,2-Dichloroethene	ug/L	ND	1000	1000	773	705	77	70	60-140	9	
cis-1,3-Dichloropropene	ug/L	ND	1000	1000	874	785	87	78	60-140	11	
Dibromochloromethane	ug/L	ND	1000	1000	846	749	85	75	60-140	12	
Dibromomethane	ug/L	ND	1000	1000	828	768	83	77	60-140	8	
Dichlorodifluoromethane	ug/L	ND	1000	1000	967	892	97	89	60-140	8	
Diisopropyl ether	ug/L	ND	1000	1000	733	675	73	68	60-140	8	
Ethylbenzene	ug/L	1250	1000	1000	2150	2050	90	79	60-140	5	
Hexachloro-1,3-butadiene	ug/L	ND	1000	1000	938	863	94	86	60-140	8	
Isopropylbenzene (Cumene)	ug/L	71.3	1000	1000	963	875	89	80	60-140	10	
m&p-Xylene	ug/L	4220	2000	2000	5970	5740	87	76	60-140	4	
Methyl-tert-butyl ether	ug/L	ND	1000	1000	757	684	76	68	60-140	10	
Methylene Chloride	ug/L	ND	1000	1000	729	685	73	69	60-140	6	
n-Butylbenzene	ug/L	ND	1000	1000	904	829	90	83	60-140	9	

Results presented on this page are in the units indicated by the "Units" column except where an alternate unit is presented to the right of the result.

REPORT OF LABORATORY ANALYSIS

This report shall not be reproduced, except in full,
without the written consent of Pace Analytical Services, LLC.

Pace Analytical Services, LLC
9800 Kincey Ave. Suite 100
Huntersville, NC 28078
(704)875-9092

QUALITY CONTROL DATA

Project: Colonial Pipeline (9/15 GW)
Pace Project No.: 92495626

MATRIX SPIKE & MATRIX SPIKE DUPLICATE: 3003612 3003613

Parameter	Units	92494584004 Result	MS Spike Conc.	MSD Spike Conc.	MS Result	MSD Result	MS % Rec	MSD % Rec	% Rec Limits	RPD	Qual
n-Propylbenzene	ug/L	188	1000	1000	1050	980	86	79	60-140	6	
Naphthalene	ug/L	294	1000	1000	983	978	69	68	60-140	1	
o-Xylene	ug/L	2280	1000	1000	3150	3030	87	75	60-140	4	
sec-Butylbenzene	ug/L	ND	1000	1000	910	834	91	83	60-140	9	
Styrene	ug/L	ND	1000	1000	875	786	87	79	60-140	11	
tert-Butylbenzene	ug/L	ND	1000	1000	748	685	75	69	60-140	9	
Tetrachloroethene	ug/L	ND	1000	1000	946	812	95	81	60-140	15	
Toluene	ug/L	10500	1000	1000	11400	11300	92	76	60-140	1	E
trans-1,2-Dichloroethene	ug/L	ND	1000	1000	812	735	81	73	60-140	10	
trans-1,3-Dichloropropene	ug/L	ND	1000	1000	797	721	80	72	60-140	10	
Trichloroethene	ug/L	ND	1000	1000	909	831	91	83	60-140	9	
Trichlorofluoromethane	ug/L	ND	1000	1000	981	891	98	89	60-140	10	
Vinyl chloride	ug/L	ND	1000	1000	908	844	91	84	60-140	7	
1,2-Dichloroethane-d4 (S)	%						82	85	70-130		
4-Bromofluorobenzene (S)	%						98	96	70-130		
Toluene-d8 (S)	%						98	97	70-130		

Results presented on this page are in the units indicated by the "Units" column except where an alternate unit is presented to the right of the result.

REPORT OF LABORATORY ANALYSIS

This report shall not be reproduced, except in full,
without the written consent of Pace Analytical Services, LLC.

Pace Analytical Services, LLC
9800 Kincey Ave. Suite 100
Huntersville, NC 28078
(704)875-9092

QUALITY CONTROL DATA

Project: Colonial Pipeline (9/15 GW)
Pace Project No.: 92495626

QC Batch: 566673
QC Batch Method: EPA 504.1
Analysis Method: EPA 504.1
Analysis Description: GCS 504 EDB DBCP
Laboratory: Pace Analytical Services - Charlotte
Associated Lab Samples: 92495626001

METHOD BLANK: 3002965 Matrix: Water
Associated Lab Samples: 92495626001

Parameter	Units	Blank Result	Reporting Limit	Analyzed	Qualifiers
1,2-Dibromoethane (EDB)	ug/L	ND	0.020	09/16/20 14:09	
1-Chloro-2-bromopropane (S)	%	102	70-130	09/16/20 14:09	

LABORATORY CONTROL SAMPLE & LCSD: 3002966 3002967

Parameter	Units	Spike Conc.	LCS Result	LCSD Result	LCS % Rec	LCSD % Rec	% Rec Limits	RPD	Max RPD	Qualifiers
1,2-Dibromoethane (EDB)	ug/L	0.25	0.26	0.27	107	109	70-130	1	20	
1-Chloro-2-bromopropane (S)	%				102	102	70-130			

MATRIX SPIKE & MATRIX SPIKE DUPLICATE: 3002969 3002970

Parameter	Units	92495626001 Result	MS Spike Conc.	MSD Spike Conc.	MS Result	MSD Result	MS % Rec	MSD % Rec	% Rec Limits	RPD	Qual
1,2-Dibromoethane (EDB)	ug/L	ND	0.26	0.26	0.29	0.29	115	111	65-135	3	
1-Chloro-2-bromopropane (S)	%						105	102	70-130		

SAMPLE DUPLICATE: 3002968

Parameter	Units	92495624001 Result	Dup Result	RPD	Qualifiers
1,2-Dibromoethane (EDB)	ug/L	ND	ND		
1-Chloro-2-bromopropane (S)	%	102	100		

Results presented on this page are in the units indicated by the "Units" column except where an alternate unit is presented to the right of the result.

REPORT OF LABORATORY ANALYSIS

This report shall not be reproduced, except in full,
without the written consent of Pace Analytical Services, LLC.

Pace Analytical Services, LLC
9800 Kincey Ave. Suite 100
Huntersville, NC 28078
(704)875-9092

QUALIFIERS

Project: Colonial Pipeline (9/15 GW)
Pace Project No.: 92495626

DEFINITIONS

DF - Dilution Factor, if reported, represents the factor applied to the reported data due to dilution of the sample aliquot.

ND - Not Detected at or above adjusted reporting limit.

TNTC - Too Numerous To Count

J - Estimated concentration above the adjusted method detection limit and below the adjusted reporting limit.

MDL - Adjusted Method Detection Limit.

PQL - Practical Quantitation Limit.

RL - Reporting Limit - The lowest concentration value that meets project requirements for quantitative data with known precision and bias for a specific analyte in a specific matrix.

S - Surrogate

1,2-Diphenylhydrazine decomposes to and cannot be separated from Azobenzene using Method 8270. The result for each analyte is a combined concentration.

Consistent with EPA guidelines, unrounded data are displayed and have been used to calculate % recovery and RPD values.

LCS(D) - Laboratory Control Sample (Duplicate)

MS(D) - Matrix Spike (Duplicate)

DUP - Sample Duplicate

RPD - Relative Percent Difference

NC - Not Calculable.

SG - Silica Gel - Clean-Up

U - Indicates the compound was analyzed for, but not detected.

Acid preservation may not be appropriate for 2 Chloroethylvinyl ether.

A separate vial preserved to a pH of 4-5 is recommended in SW846 Chapter 4 for the analysis of Acrolein and Acrylonitrile by EPA Method 8260.

N-Nitrosodiphenylamine decomposes and cannot be separated from Diphenylamine using Method 8270. The result reported for each analyte is a combined concentration.

Pace Analytical is TNI accredited. Contact your Pace PM for the current list of accredited analytes.

TNI - The NELAC Institute.

ANALYTE QUALIFIERS

E Analyte concentration exceeded the calibration range. The reported result is estimated.

This report shall not be reproduced, except in full,
without the written consent of Pace Analytical Services, LLC.

Pace Analytical Services, LLC
9800 Kincey Ave. Suite 100
Huntersville, NC 28078
(704)875-9092

QUALITY CONTROL DATA CROSS REFERENCE TABLE

Project: Colonial Pipeline (9/15 GW)
Pace Project No.: 92495626

Lab ID	Sample ID	QC Batch Method	QC Batch	Analytical Method	Analytical Batch
92495626001	**MW-42**	EPA 504.1	566673	EPA 504.1	566775
92495626001	**MW-42**	MADEPV	1544807	MADEP VPH	1544807
92495626001	**MW-42**	EPA 3010A	566633	EPA 6010D	566656
92495624002	**Trip Blank-07**	SM 6200B	566800		
92495626001	**MW-42**	SM 6200B	566800		

This report shall not be reproduced, except in full,
without the written consent of Pace Analytical Services, LLC.

Pace Analytical	Document Name: Sample Condition Upon Receipt(SCUR)	Document Revised: February 7, 2018 Page 1 of 2
	Document No.: F-CAR-CS-033-Rev.06	Issuing Authority: Pace Carolinas Quality Office

Laboratory receiving samples:
Asheville ☐ Eden ☐ Greenwood ☐ Huntersville ☑ Raleigh ☐ Mechanicsville ☐

Sample Condition Upon Receipt

Client Name: AECOM

Project WO# : 92495626

92495625

Courier: ☐ Commercial ☐ Fed Ex ☐ Pace ☐ UPS ☐ USPS ☐ Other:____ ☑ Client

Custody Seal Present? ☐ Yes ☑ No Seals Intact? ☐ Yes ☑ No

Date/Initials Person Examining Contents: 9/15 JW

Packing Material: ☐ Bubble Wrap ☑ Bubble Bags ☐ None ☐ Other

Biological Tissue Frozen? ☐ Yes ☐ No ☑ N/A

Thermometer: ☑ IR Gun ID: 92T061

Type of Ice: ☑ Wet ☐ Blue ☐ None

Cooler Temp (°C): 2.6 Correction Factor: Add/Subtract (°C) 0.0

Cooler Temp Corrected (°C): 2.6

Temp should be above freezing to 6°C
☐ Samples out of temp criteria. Samples on ice, cooling process has begun

USDA Regulated Soil (☑ N/A, water sample)
Did samples originate in a quarantine zone within the United States: CA, NY, or SC (check maps)? ☐ Yes ☐ No

Did samples originate from a foreign source (internationally, including Hawaii and Puerto Rico)? ☐ Yes ☐ No

		Comments/Discrepancy:
Chain of Custody Present?	☑ Yes ☐ No ☐ N/A	1.
Samples Arrived within Hold Time?	☑ Yes ☐ No ☐ N/A	2.
Short Hold Time Analysis (<72 hr.)?	☐ Yes ☑ No ☐ N/A	3.
Rush Turn Around Time Requested?	☑ Yes ☐ No ☐ N/A	4.
Sufficient Volume?	☑ Yes ☐ No ☐ N/A	5.
Correct Containers Used?	☑ Yes ☐ No ☐ N/A	6.
-Pace Containers Used?	☑ Yes ☐ No ☐ N/A	
Containers Intact?	☑ Yes ☐ No ☐ N/A	7.
Dissolved analysis: Samples Field Filtered?	☐ Yes ☑ No ☐ N/A	8.
Sample Labels Match COC?	☑ Yes ☐ No ☐ N/A	9.
-Includes Date/Time/ID/Analysis Matrix: WT		
Headspace in VOA Vials (>5-6mm)?	☐ Yes ☑ No ☐ N/A	10.
Trip Blank Present?	☑ Yes ☐ No ☐ N/A	11.
Trip Blank Custody Seals Present?	☑ Yes ☐ No ☐ N/A	

Field Data Required? ☐ Yes ☐ No

COMMENTS/SAMPLE DISCREPANCY

Lot ID of split containers:

CLIENT NOTIFICATION/RESOLUTION

Person contacted: _____ Date/Time: _____

Project Manager SCURF Review: NMG Date: 9/16/20

Project Manager SRF Review: NMG Date: 9/16/20

***Check mark top half of box if pH and/or dechlorination is verified and within the acceptance range for preservation samples.**

Exceptions: VOA, Coliform, TOC, Oil and Grease, DRO/8015 (water) DOC, LLHg

****Bottom half of box is to list number of bottle**

Project # **WO# : 92495626**

PM: NMG **Due Date: 09/16/20**

CLIENT: 92-AECOM CHA

Item#	BP4U-125 mL Plastic Unpreserved (N/A) (Cl-)	BP3U-250 mL Plastic Unpreserved (N/A)	BP2U-500 mL Plastic Unpreserved (N/A)	BP1U-1 liter Plastic Unpreserved (N/A)	BP4S-125 mL Plastic H2SO4 (pH < 2) (Cl-)	BP3N-250 mL plastic HNO3 (pH < 2)	BP4Z-125 mL Plastic ZN Acetate & NaOH (>9)	BP4C-125 mL Plastic NaOH (pH > 12) (Cl-)	WGFU-Wide-mouthed Glass Jar Unpreserved	AG1U-1 liter Amber Unpreserved (N/A) (Cl-)	AG1H-1 liter Amber HCl (pH < 2)	AG3U-250 mL Amber Unpreserved (N/A) (Cl-)	AG1S-1 liter Amber H2SO4 (pH < 2)	AG3S-250 mL Amber H2SO4 (pH < 2)	AG3A(DG3A)-250 mL Amber NH4Cl (N/A)(Cl-)	DG9H-40 mL VOA HCl (N/A)	VG9T-40 mL VOA Na2S2O3 (N/A)	VG9U-40 mL VOA Unp (N/A)	DG9P-40 mL VOA H3PO4 (N/A)	VOAK (6 vials per kit)-5035 kit (N/A)	V/GK (3 vials per kit)-VPH/Gas kit (N/A)	SP5T-125 mL Sterile Plastic (N/A – lab)	SP2T-250 mL Sterile Plastic (N/A – lab)		BP3A-250 mL Plastic (NH2)2SO4 (9.3-9.7)	AG0U-100 mL Amber Unpreserved vials (N/A)	VSGU-20 mL Scintillation vials (N/A)	DG9U-40 mL Amber Unpreserved vials (N/A)
1						1										1	3											
2																												
3																												
4																												
5																												
6																												
7																												
8																												
9																												
10																												
11																												
12																												

pH Adjustment Log for Preserved Samples

Sample ID	Type of Preservative	pH upon receipt	Date preservation adjusted	Time preservation adjusted	Amount of Preservative added	Lot #

Note: Whenever there is a discrepancy affecting North Carolina compliance samples, a copy of this form will be sent to the North Carolina DEHNR Certification Office (i.e. Out of hold, incorrect preservative, out of temp, incorrect containers.

Pace Analytical
WWW.PACELABS.COM

CHAIN-OF-CUSTODY / Analytical Request Document

The Chain-of-Custody is a LEGAL DOCUMENT. All relevant fields must be completed accurately.

Page : 1 Of 1

Section A Required Client Information:		Section B Required Project Information:		Section C Invoice Information:	
Company:	AECOM, Charlotte	Report To:	Wreschnig, Andrew	Attention:	
Address:	6000 Fairview Road	Copy To:		Company Name:	
Suite 200, Charlotte, NC 28210				Address:	
Email:	andrew.wreschnig@aecom.com	Purchase Order #:		Pace Quote:	
Phone:	(980)221-7831 Fax	Project Name:	Colonial Pipeline	Pace Project Manager:	nicole.gasiorowski@pacelabs.com,
Requested Due Date:		Project #:		Pace Profile #:	12518

Regulatory Agency	
State / Location	NC

ITEM #	SAMPLE ID (One Character per box. (A-Z, 0-9 / , -) Sample Ids must be unique)	MATRIX CODE (see valid codes to left)	SAMPLE TYPE (G=GRAB C=COMP)	COLLECTED START DATE	COLLECTED START TIME	COLLECTED END DATE	COLLECTED END TIME	SAMPLE TEMP AT COLLECTION	# OF CONTAINERS	Preservatives: Unpreserved	H2SO4	HNO3	HCl	NaOH	Na2S2O3	Methanol	Other	Analyses Test Y/N	Requested Analysis Filtered (Y/N): 6200	VPH	6010 Lead	504.1 EDB	Trip BLANK	Residual Chlorine (Y/N)	92495626
1	MW-42					9/15/20	1530	18	11			X	X				X		X	X	X	X				001
2	Trip Blank -07					9/15/20			2				X						X				X			
3																										
4																										
5																										
6																										
7																										
8																										
9																										
10																										
11																										
12																										

MATRIX CODE: Drinking Water DW; Water WT; Waste Water WW; Product P; Soil/Solid SL; Oil OL; Wipe WP; Air AR; Other OT; Tissue TS

ADDITIONAL COMMENTS	RELINQUISHED BY / AFFILIATION	DATE	TIME	ACCEPTED BY / AFFILIATION	DATE	TIME	SAMPLE CONDITIONS			
	Randy Morgan AECOM	9/15/20	1730	1713 PACE HVL	9/15	1730	2.6	Y	N	Y

SAMPLER NAME AND SIGNATURE			
PRINT Name of SAMPLER:	Randy Morgan		
SIGNATURE of SAMPLER:	Randy Morgan	DATE Signed:	9-15-2020

TEMP in C	Received on Ice (Y/N)	Custody Sealed Cooler (Y/N)	Samples Intact (Y/N)

Pace Analytical Services, LLC
9800 Kincey Ave. Suite 100
Huntersville, NC 28078
(704)875-9092

September 18, 2020

Andrew Wreschnig
AECOM
6000 Fairview Road
Suite 200
Charlotte, NC 28210

RE: Project: Colonial Pipeline (9/15 GW)
Pace Project No.: 92495627

Dear Andrew Wreschnig:

Enclosed are the analytical results for sample(s) received by the laboratory on September 15, 2020. The results relate only to the samples included in this report. Results reported herein conform to the applicable TNI/NELAC Standards and the laboratory's Quality Manual, where applicable, unless otherwise noted in the body of the report.

The test results provided in this final report were generated by each of the following laboratories within the Pace Network:

- Pace National - Mt. Juliet
- Pace Analytical Services - Asheville
- Pace Analytical Services - Charlotte

If you have any questions concerning this report, please feel free to contact me.

Sincerely,

Nicole Gasiorowski
nicole.gasiorowski@pacelabs.com
(704)875-9092
Project Manager

Enclosures

cc: Jeff Morrison, Colonial Pipeline Company

This report shall not be reproduced, except in full,
without the written consent of Pace Analytical Services, LLC.

Pace Analytical Services, LLC
9800 Kincey Ave. Suite 100
Huntersville, NC 28078
(704)875-9092

CERTIFICATIONS

Project: Colonial Pipeline (9/15 GW)
Pace Project No.: 92495627

Pace Analytical Services National

12065 Lebanon Road, Mt. Juliet, TN 37122
Alabama Certification #: 40660
Alaska Certification 17-026
Arizona Certification #: AZ0612
Arkansas Certification #: 88-0469
California Certification #: 2932
Canada Certification #: 1461.01
Colorado Certification #: TN00003
Connecticut Certification #: PH-0197
DOD Certification: #1461.01
EPA# TN00003
Florida Certification #: E87487
Georgia DW Certification #: 923
Georgia Certification: NELAP
Idaho Certification #: TN00003
Illinois Certification #: 200008
Indiana Certification #: C-TN-01
Iowa Certification #: 364
Kansas Certification #: E-10277
Kentucky UST Certification #: 16
Kentucky Certification #: 90010
Louisiana Certification #: AI30792
Louisiana DW Certification #: LA180010
Maine Certification #: TN0002
Maryland Certification #: 324
Massachusetts Certification #: M-TN003
Michigan Certification #: 9958
Minnesota Certification #: 047-999-395
Mississippi Certification #: TN00003
Missouri Certification #: 340
Montana Certification #: CERT0086
Nebraska Certification #: NE-OS-15-05
Nevada Certification #: TN-03-2002-34
New Hampshire Certification #: 2975
New Jersey Certification #: TN002
New Mexico DW Certification
New York Certification #: 11742
North Carolina Aquatic Toxicity Certification #: 41
North Carolina Drinking Water Certification #: 21704
North Carolina Environmental Certificate #: 375
North Dakota Certification #: R-140
Ohio VAP Certification #: CL0069
Oklahoma Certification #: 9915
Oregon Certification #: TN200002
Pennsylvania Certification #: 68-02979
Rhode Island Certification #: LAO00356
South Carolina Certification #: 84004
South Dakota Certification
Tennessee DW/Chem/Micro Certification #: 2006
Texas Certification #: T 104704245-17-14
Texas Mold Certification #: LAB0152
USDA Soil Permit #: P330-15-00234
Utah Certification #: TN00003
Virginia Certification #: VT2006
Vermont Dept. of Health: ID# VT-2006
Virginia Certification #: 460132
Washington Certification #: C847
West Virginia Certification #: 233
Wisconsin Certification #: 9980939910
Wyoming UST Certification #: via A2LA 2926.01
A2LA-ISO 17025 Certification #: 1461.01
A2LA-ISO 17025 Certification #: 1461.02
AIHA-LAP/LLC EMLAP Certification #:100789

Pace Analytical Services Charlotte

9800 Kincey Ave. Ste 100, Huntersville, NC 28078
Louisiana/NELAP Certification # LA170028
North Carolina Drinking Water Certification #: 37706
North Carolina Field Services Certification #: 5342
North Carolina Wastewater Certification #: 12
South Carolina Certification #: 99006001
Florida/NELAP Certification #: E87627
Kentucky UST Certification #: 84
Virginia/VELAP Certification #: 460221

Pace Analytical Services Asheville

2225 Riverside Drive, Asheville, NC 28804
Florida/NELAP Certification #: E87648
Massachusetts Certification #: M-NC030
North Carolina Drinking Water Certification #: 37712
North Carolina Wastewater Certification #: 40
South Carolina Certification #: 99030001
Virginia/VELAP Certification #: 460222

REPORT OF LABORATORY ANALYSIS

This report shall not be reproduced, except in full,
without the written consent of Pace Analytical Services, LLC.

Pace Analytical Services, LLC
9800 Kincey Ave. Suite 100
Huntersville, NC 28078
(704)875-9092

SAMPLE ANALYTE COUNT

Project: Colonial Pipeline (9/15 GW)
Pace Project No.: 92495627

Lab ID	Sample ID	Method	Analysts	Analytes Reported	Laboratory
92495627001	**MW-44**	EPA 504.1	JMS1	2	PASI-C
		MADEP VPH	BMB	6	PAN
		EPA 6010D	SH1	1	PASI-A
		SM 6200B	CL	62	PASI-C
92495627002	**MW-46**	EPA 504.1	JMS1	2	PASI-C
		MADEP VPH	BMB	6	PAN
		EPA 6010D	SH1	1	PASI-A
		SM 6200B	CL	62	PASI-C
92495627003	**MW-47**	EPA 504.1	JMS1	2	PASI-C
		MADEP VPH	BMB	6	PAN
		EPA 6010D	SH1	1	PASI-A
		SM 6200B	CL	62	PASI-C
92495627004	**MW-13**	EPA 504.1	JMS1	2	PASI-C
		MADEP VPH	BMB	6	PAN
		EPA 6010D	SH1	1	PASI-A
		SM 6200B	CL	62	PASI-C
92495624002	**Trip Blank-07**	SM 6200B	CL	62	PASI-C

PAN = Pace National - Mt. Juliet
PASI-A = Pace Analytical Services - Asheville
PASI-C = Pace Analytical Services - Charlotte

This report shall not be reproduced, except in full,
without the written consent of Pace Analytical Services, LLC.

Pace Analytical Services, LLC
9800 Kincey Ave. Suite 100
Huntersville, NC 28078
(704)875-9092

ANALYTICAL RESULTS

Project: Colonial Pipeline (9/15 GW)
Pace Project No.: 92495627

Sample: MW-44 **Lab ID: 92495627001** Collected: 09/15/20 13:25 Received: 09/15/20 17:30 Matrix: Water

Parameters	Results	Units	Report Limit	DF	Prepared	Analyzed	CAS No.	Qual
504 GCS EDB and DBCP	Analytical Method: EPA 504.1 Preparation Method: EPA 504.1 Pace Analytical Services - Charlotte							
1,2-Dibromoethane (EDB)	ND	ug/L	0.020	1	09/16/20 07:40	09/16/20 16:21	106-93-4	
Surrogates								
1-Chloro-2-bromopropane (S)	95	%	70-130	1	09/16/20 07:40	09/16/20 16:21	301-79-56	
MADEPV	Analytical Method: MADEP VPH Preparation Method: MADEPV Pace National - Mt. Juliet							
Aliphatic (C05-C08)	**155**	ug/L	100	1	09/17/20 16:47	09/17/20 16:47		
Aliphatic (C09-C12)	ND	ug/L	100	1	09/17/20 16:47	09/17/20 16:47		
Aromatic (C09-C10),Unadjusted	ND	ug/L	100	1	09/17/20 16:47	09/17/20 16:47	TPHC9C10A	
Total VPH	**252**	ug/L	100	1	09/17/20 16:47	09/17/20 16:47	VPH	
Surrogates								
2,5-Dibromotoluene (FID)	102	%	70.0-130	1	09/17/20 16:47	09/17/20 16:47	615-59-8FID	
2,5-Dibromotoluene (PID)	92.4	%	70.0-130	1	09/17/20 16:47	09/17/20 16:47	615-59-8PID	
6010 MET ICP	Analytical Method: EPA 6010D Preparation Method: EPA 3010A Pace Analytical Services - Asheville							
Lead	**34.6**	ug/L	5.0	1	09/16/20 01:48	09/16/20 10:12	7439-92-1	
6200B MSV	Analytical Method: SM 6200B Pace Analytical Services - Charlotte							
Benzene	**11.2**	ug/L	0.50	1		09/16/20 17:55	71-43-2	
Bromobenzene	ND	ug/L	0.50	1		09/16/20 17:55	108-86-1	
Bromochloromethane	ND	ug/L	0.50	1		09/16/20 17:55	74-97-5	
Bromodichloromethane	ND	ug/L	0.50	1		09/16/20 17:55	75-27-4	
Bromoform	ND	ug/L	0.50	1		09/16/20 17:55	75-25-2	
Bromomethane	ND	ug/L	5.0	1		09/16/20 17:55	74-83-9	
n-Butylbenzene	ND	ug/L	0.50	1		09/16/20 17:55	104-51-8	
sec-Butylbenzene	ND	ug/L	0.50	1		09/16/20 17:55	135-98-8	
tert-Butylbenzene	ND	ug/L	0.50	1		09/16/20 17:55	98-06-6	
Carbon tetrachloride	ND	ug/L	0.50	1		09/16/20 17:55	56-23-5	
Chlorobenzene	ND	ug/L	0.50	1		09/16/20 17:55	108-90-7	
Chloroethane	ND	ug/L	1.0	1		09/16/20 17:55	75-00-3	
Chloroform	**18.5**	ug/L	0.50	1		09/16/20 17:55	67-66-3	
Chloromethane	ND	ug/L	1.0	1		09/16/20 17:55	74-87-3	
2-Chlorotoluene	ND	ug/L	0.50	1		09/16/20 17:55	95-49-8	
4-Chlorotoluene	ND	ug/L	0.50	1		09/16/20 17:55	106-43-4	
1,2-Dibromo-3-chloropropane	ND	ug/L	1.0	1		09/16/20 17:55	96-12-8	
Dibromochloromethane	ND	ug/L	0.50	1		09/16/20 17:55	124-48-1	
Dibromomethane	ND	ug/L	0.50	1		09/16/20 17:55	74-95-3	
1,2-Dichlorobenzene	ND	ug/L	0.50	1		09/16/20 17:55	95-50-1	
1,3-Dichlorobenzene	ND	ug/L	0.50	1		09/16/20 17:55	541-73-1	
1,4-Dichlorobenzene	ND	ug/L	0.50	1		09/16/20 17:55	106-46-7	
Dichlorodifluoromethane	ND	ug/L	0.50	1		09/16/20 17:55	75-71-8	
1,1-Dichloroethane	ND	ug/L	0.50	1		09/16/20 17:55	75-34-3	
1,2-Dichloroethane	ND	ug/L	0.50	1		09/16/20 17:55	107-06-2	
1,1-Dichloroethene	ND	ug/L	0.50	1		09/16/20 17:55	75-35-4	

REPORT OF LABORATORY ANALYSIS

This report shall not be reproduced, except in full,
without the written consent of Pace Analytical Services, LLC.

Pace Analytical Services, LLC
9800 Kincey Ave. Suite 100
Huntersville, NC 28078
(704)875-9092

ANALYTICAL RESULTS

Project: Colonial Pipeline (9/15 GW)
Pace Project No.: 92495627

Sample: MW-44 **Lab ID: 92495627001** Collected: 09/15/20 13:25 Received: 09/15/20 17:30 Matrix: Water

Parameters	Results	Units	Report Limit	DF	Prepared	Analyzed	CAS No.	Qual
6200B MSV	Analytical Method: SM 6200B Pace Analytical Services - Charlotte							
cis-1,2-Dichloroethene	ND	ug/L	0.50	1		09/16/20 17:55	156-59-2	
trans-1,2-Dichloroethene	ND	ug/L	0.50	1		09/16/20 17:55	156-60-5	
1,2-Dichloropropane	ND	ug/L	0.50	1		09/16/20 17:55	78-87-5	
1,3-Dichloropropane	ND	ug/L	0.50	1		09/16/20 17:55	142-28-9	
2,2-Dichloropropane	ND	ug/L	0.50	1		09/16/20 17:55	594-20-7	
1,1-Dichloropropene	ND	ug/L	0.50	1		09/16/20 17:55	563-58-6	
cis-1,3-Dichloropropene	ND	ug/L	0.50	1		09/16/20 17:55	10061-01-5	
trans-1,3-Dichloropropene	ND	ug/L	0.50	1		09/16/20 17:55	10061-02-6	
Diisopropyl ether	ND	ug/L	0.50	1		09/16/20 17:55	108-20-3	
Ethylbenzene	**8.4**	ug/L	0.50	1		09/16/20 17:55	100-41-4	
Hexachloro-1,3-butadiene	ND	ug/L	2.0	1		09/16/20 17:55	87-68-3	
Isopropylbenzene (Cumene)	ND	ug/L	0.50	1		09/16/20 17:55	98-82-8	
Methylene Chloride	ND	ug/L	2.0	1		09/16/20 17:55	75-09-2	
Methyl-tert-butyl ether	ND	ug/L	0.50	1		09/16/20 17:55	1634-04-4	
Naphthalene	**2.1**	ug/L	2.0	1		09/16/20 17:55	91-20-3	
n-Propylbenzene	**0.78**	ug/L	0.50	1		09/16/20 17:55	103-65-1	
Styrene	ND	ug/L	0.50	1		09/16/20 17:55	100-42-5	
1,1,1,2-Tetrachloroethane	ND	ug/L	0.50	1		09/16/20 17:55	630-20-6	
1,1,2,2-Tetrachloroethane	ND	ug/L	0.50	1		09/16/20 17:55	79-34-5	
Tetrachloroethene	ND	ug/L	0.50	1		09/16/20 17:55	127-18-4	
Toluene	**77.1**	ug/L	0.50	1		09/16/20 17:55	108-88-3	
1,2,3-Trichlorobenzene	ND	ug/L	2.0	1		09/16/20 17:55	87-61-6	
1,2,4-Trichlorobenzene	ND	ug/L	2.0	1		09/16/20 17:55	120-82-1	
1,1,1-Trichloroethane	ND	ug/L	0.50	1		09/16/20 17:55	71-55-6	
1,1,2-Trichloroethane	ND	ug/L	0.50	1		09/16/20 17:55	79-00-5	
Trichloroethene	ND	ug/L	0.50	1		09/16/20 17:55	79-01-6	
Trichlorofluoromethane	ND	ug/L	1.0	1		09/16/20 17:55	75-69-4	
1,2,3-Trichloropropane	ND	ug/L	0.50	1		09/16/20 17:55	96-18-4	
1,2,4-Trimethylbenzene	**4.3**	ug/L	0.50	1		09/16/20 17:55	95-63-6	
1,3,5-Trimethylbenzene	**0.58**	ug/L	0.50	1		09/16/20 17:55	108-67-8	
Vinyl chloride	ND	ug/L	1.0	1		09/16/20 17:55	75-01-4	
m&p-Xylene	**21.3**	ug/L	1.0	1		09/16/20 17:55	179601-23-1	
o-Xylene	**13.7**	ug/L	0.50	1		09/16/20 17:55	95-47-6	
Surrogates								
1,2-Dichloroethane-d4 (S)	88	%	70-130	1		09/16/20 17:55	17060-07-0	
4-Bromofluorobenzene (S)	94	%	70-130	1		09/16/20 17:55	460-00-4	
Toluene-d8 (S)	100	%	70-130	1		09/16/20 17:55	2037-26-5	

REPORT OF LABORATORY ANALYSIS

This report shall not be reproduced, except in full,
without the written consent of Pace Analytical Services, LLC.

Pace Analytical Services, LLC
9800 Kincey Ave. Suite 100
Huntersville, NC 28078
(704)875-9092

ANALYTICAL RESULTS

Project: Colonial Pipeline (9/15 GW)
Pace Project No.: 92495627

Sample: MW-46 **Lab ID: 92495627002** Collected: 09/15/20 15:00 Received: 09/15/20 17:30 Matrix: Water

Parameters	Results	Units	Report Limit	DF	Prepared	Analyzed	CAS No.	Qual
504 GCS EDB and DBCP	Analytical Method: EPA 504.1 Preparation Method: EPA 504.1 Pace Analytical Services - Charlotte							
1,2-Dibromoethane (EDB)	ND	ug/L	0.020	1	09/16/20 07:40	09/16/20 16:33	106-93-4	
Surrogates								
1-Chloro-2-bromopropane (S)	96	%	70-130	1	09/16/20 07:40	09/16/20 16:33	301-79-56	
MADEPV	Analytical Method: MADEP VPH Preparation Method: MADEPV Pace National - Mt. Juliet							
Aliphatic (C05-C08)	ND	ug/L	100	1	09/17/20 17:20	09/17/20 17:20		
Aliphatic (C09-C12)	ND	ug/L	100	1	09/17/20 17:20	09/17/20 17:20		
Aromatic (C09-C10),Unadjusted	ND	ug/L	100	1	09/17/20 17:20	09/17/20 17:20	TPHC9C10A	
Total VPH	**114**	ug/L	100	1	09/17/20 17:20	09/17/20 17:20	VPH	
Surrogates								
2,5-Dibromotoluene (FID)	98.5	%	70.0-130	1	09/17/20 17:20	09/17/20 17:20	615-59-8FID	
2,5-Dibromotoluene (PID)	89.1	%	70.0-130	1	09/17/20 17:20	09/17/20 17:20	615-59-8PID	
6010 MET ICP	Analytical Method: EPA 6010D Preparation Method: EPA 3010A Pace Analytical Services - Asheville							
Lead	ND	ug/L	5.0	1	09/16/20 01:48	09/16/20 10:15	7439-92-1	
6200B MSV	Analytical Method: SM 6200B Pace Analytical Services - Charlotte							
Benzene	**1.6**	ug/L	0.50	1		09/16/20 18:13	71-43-2	
Bromobenzene	ND	ug/L	0.50	1		09/16/20 18:13	108-86-1	
Bromochloromethane	ND	ug/L	0.50	1		09/16/20 18:13	74-97-5	
Bromodichloromethane	**2.5**	ug/L	0.50	1		09/16/20 18:13	75-27-4	
Bromoform	ND	ug/L	0.50	1		09/16/20 18:13	75-25-2	
Bromomethane	ND	ug/L	5.0	1		09/16/20 18:13	74-83-9	
n-Butylbenzene	ND	ug/L	0.50	1		09/16/20 18:13	104-51-8	
sec-Butylbenzene	ND	ug/L	0.50	1		09/16/20 18:13	135-98-8	
tert-Butylbenzene	ND	ug/L	0.50	1		09/16/20 18:13	98-06-6	
Carbon tetrachloride	ND	ug/L	0.50	1		09/16/20 18:13	56-23-5	
Chlorobenzene	ND	ug/L	0.50	1		09/16/20 18:13	108-90-7	
Chloroethane	ND	ug/L	1.0	1		09/16/20 18:13	75-00-3	
Chloroform	**26.2**	ug/L	0.50	1		09/16/20 18:13	67-66-3	
Chloromethane	ND	ug/L	1.0	1		09/16/20 18:13	74-87-3	
2-Chlorotoluene	ND	ug/L	0.50	1		09/16/20 18:13	95-49-8	
4-Chlorotoluene	ND	ug/L	0.50	1		09/16/20 18:13	106-43-4	
1,2-Dibromo-3-chloropropane	ND	ug/L	1.0	1		09/16/20 18:13	96-12-8	
Dibromochloromethane	**0.58**	ug/L	0.50	1		09/16/20 18:13	124-48-1	
Dibromomethane	ND	ug/L	0.50	1		09/16/20 18:13	74-95-3	
1,2-Dichlorobenzene	ND	ug/L	0.50	1		09/16/20 18:13	95-50-1	
1,3-Dichlorobenzene	ND	ug/L	0.50	1		09/16/20 18:13	541-73-1	
1,4-Dichlorobenzene	ND	ug/L	0.50	1		09/16/20 18:13	106-46-7	
Dichlorodifluoromethane	ND	ug/L	0.50	1		09/16/20 18:13	75-71-8	
1,1-Dichloroethane	ND	ug/L	0.50	1		09/16/20 18:13	75-34-3	
1,2-Dichloroethane	ND	ug/L	0.50	1		09/16/20 18:13	107-06-2	
1,1-Dichloroethene	ND	ug/L	0.50	1		09/16/20 18:13	75-35-4	

REPORT OF LABORATORY ANALYSIS

This report shall not be reproduced, except in full,
without the written consent of Pace Analytical Services, LLC.

Pace Analytical Services, LLC
9800 Kincey Ave. Suite 100
Huntersville, NC 28078
(704)875-9092

ANALYTICAL RESULTS

Project: Colonial Pipeline (9/15 GW)
Pace Project No.: 92495627

Sample: MW-46 **Lab ID: 92495627002** Collected: 09/15/20 15:00 Received: 09/15/20 17:30 Matrix: Water

Parameters	Results	Units	Report Limit	DF	Prepared	Analyzed	CAS No.	Qual
6200B MSV	Analytical Method: SM 6200B Pace Analytical Services - Charlotte							
cis-1,2-Dichloroethene	ND	ug/L	0.50	1		09/16/20 18:13	156-59-2	
trans-1,2-Dichloroethene	ND	ug/L	0.50	1		09/16/20 18:13	156-60-5	
1,2-Dichloropropane	ND	ug/L	0.50	1		09/16/20 18:13	78-87-5	
1,3-Dichloropropane	ND	ug/L	0.50	1		09/16/20 18:13	142-28-9	
2,2-Dichloropropane	ND	ug/L	0.50	1		09/16/20 18:13	594-20-7	
1,1-Dichloropropene	ND	ug/L	0.50	1		09/16/20 18:13	563-58-6	
cis-1,3-Dichloropropene	ND	ug/L	0.50	1		09/16/20 18:13	10061-01-5	
trans-1,3-Dichloropropene	ND	ug/L	0.50	1		09/16/20 18:13	10061-02-6	
Diisopropyl ether	ND	ug/L	0.50	1		09/16/20 18:13	108-20-3	
Ethylbenzene	**3.1**	ug/L	0.50	1		09/16/20 18:13	100-41-4	
Hexachloro-1,3-butadiene	ND	ug/L	2.0	1		09/16/20 18:13	87-68-3	
Isopropylbenzene (Cumene)	ND	ug/L	0.50	1		09/16/20 18:13	98-82-8	
Methylene Chloride	ND	ug/L	2.0	1		09/16/20 18:13	75-09-2	
Methyl-tert-butyl ether	ND	ug/L	0.50	1		09/16/20 18:13	1634-04-4	
Naphthalene	ND	ug/L	2.0	1		09/16/20 18:13	91-20-3	
n-Propylbenzene	ND	ug/L	0.50	1		09/16/20 18:13	103-65-1	
Styrene	ND	ug/L	0.50	1		09/16/20 18:13	100-42-5	
1,1,1,2-Tetrachloroethane	ND	ug/L	0.50	1		09/16/20 18:13	630-20-6	
1,1,2,2-Tetrachloroethane	ND	ug/L	0.50	1		09/16/20 18:13	79-34-5	
Tetrachloroethene	ND	ug/L	0.50	1		09/16/20 18:13	127-18-4	
Toluene	**17.3**	ug/L	0.50	1		09/16/20 18:13	108-88-3	
1,2,3-Trichlorobenzene	ND	ug/L	2.0	1		09/16/20 18:13	87-61-6	
1,2,4-Trichlorobenzene	ND	ug/L	2.0	1		09/16/20 18:13	120-82-1	
1,1,1-Trichloroethane	ND	ug/L	0.50	1		09/16/20 18:13	71-55-6	
1,1,2-Trichloroethane	ND	ug/L	0.50	1		09/16/20 18:13	79-00-5	
Trichloroethene	ND	ug/L	0.50	1		09/16/20 18:13	79-01-6	
Trichlorofluoromethane	ND	ug/L	1.0	1		09/16/20 18:13	75-69-4	
1,2,3-Trichloropropane	ND	ug/L	0.50	1		09/16/20 18:13	96-18-4	
1,2,4-Trimethylbenzene	**3.7**	ug/L	0.50	1		09/16/20 18:13	95-63-6	
1,3,5-Trimethylbenzene	**0.83**	ug/L	0.50	1		09/16/20 18:13	108-67-8	
Vinyl chloride	ND	ug/L	1.0	1		09/16/20 18:13	75-01-4	
m&p-Xylene	**15.5**	ug/L	1.0	1		09/16/20 18:13	179601-23-1	
o-Xylene	**6.6**	ug/L	0.50	1		09/16/20 18:13	95-47-6	
Surrogates								
1,2-Dichloroethane-d4 (S)	87	%	70-130	1		09/16/20 18:13	17060-07-0	
4-Bromofluorobenzene (S)	93	%	70-130	1		09/16/20 18:13	460-00-4	
Toluene-d8 (S)	99	%	70-130	1		09/16/20 18:13	2037-26-5	

REPORT OF LABORATORY ANALYSIS

This report shall not be reproduced, except in full,
without the written consent of Pace Analytical Services, LLC.

Pace Analytical Services, LLC
9800 Kincey Ave. Suite 100
Huntersville, NC 28078
(704)875-9092

ANALYTICAL RESULTS

Project: Colonial Pipeline (9/15 GW)
Pace Project No.: 92495627

Sample: MW-47 **Lab ID: 92495627003** Collected: 09/15/20 15:20 Received: 09/15/20 17:30 Matrix: Water

Parameters	Results	Units	Report Limit	DF	Prepared	Analyzed	CAS No.	Qual
504 GCS EDB and DBCP	Analytical Method: EPA 504.1 Preparation Method: EPA 504.1 Pace Analytical Services - Charlotte							
1,2-Dibromoethane (EDB)	ND	ug/L	0.020	1	09/16/20 07:40	09/16/20 16:45	106-93-4	
Surrogates								
1-Chloro-2-bromopropane (S)	96	%	70-130	1	09/16/20 07:40	09/16/20 16:45	301-79-56	
MADEPV	Analytical Method: MADEP VPH Preparation Method: MADEPV Pace National - Mt. Juliet							
Aliphatic (C05-C08)	ND	ug/L	100	1	09/17/20 18:15	09/17/20 18:15		
Aliphatic (C09-C12)	ND	ug/L	100	1	09/17/20 18:15	09/17/20 18:15		
Aromatic (C09-C10),Unadjusted	ND	ug/L	100	1	09/17/20 18:15	09/17/20 18:15	TPHC9C10A	
Total VPH	ND	ug/L	100	1	09/17/20 18:15	09/17/20 18:15	VPH	
Surrogates								
2,5-Dibromotoluene (FID)	97.2	%	70.0-130	1	09/17/20 18:15	09/17/20 18:15	615-59-8FID	
2,5-Dibromotoluene (PID)	87.6	%	70.0-130	1	09/17/20 18:15	09/17/20 18:15	615-59-8PID	
6010 MET ICP	Analytical Method: EPA 6010D Preparation Method: EPA 3010A Pace Analytical Services - Asheville							
Lead	**6.3**	ug/L	5.0	1	09/16/20 01:48	09/16/20 10:18	7439-92-1	
6200B MSV	Analytical Method: SM 6200B Pace Analytical Services - Charlotte							
Benzene	ND	ug/L	0.50	1		09/16/20 18:31	71-43-2	
Bromobenzene	ND	ug/L	0.50	1		09/16/20 18:31	108-86-1	
Bromochloromethane	ND	ug/L	0.50	1		09/16/20 18:31	74-97-5	
Bromodichloromethane	**2.0**	ug/L	0.50	1		09/16/20 18:31	75-27-4	
Bromoform	ND	ug/L	0.50	1		09/16/20 18:31	75-25-2	
Bromomethane	ND	ug/L	5.0	1		09/16/20 18:31	74-83-9	
n-Butylbenzene	ND	ug/L	0.50	1		09/16/20 18:31	104-51-8	
sec-Butylbenzene	ND	ug/L	0.50	1		09/16/20 18:31	135-98-8	
tert-Butylbenzene	ND	ug/L	0.50	1		09/16/20 18:31	98-06-6	
Carbon tetrachloride	ND	ug/L	0.50	1		09/16/20 18:31	56-23-5	
Chlorobenzene	ND	ug/L	0.50	1		09/16/20 18:31	108-90-7	
Chloroethane	ND	ug/L	1.0	1		09/16/20 18:31	75-00-3	
Chloroform	**16.5**	ug/L	0.50	1		09/16/20 18:31	67-66-3	
Chloromethane	ND	ug/L	1.0	1		09/16/20 18:31	74-87-3	
2-Chlorotoluene	ND	ug/L	0.50	1		09/16/20 18:31	95-49-8	
4-Chlorotoluene	ND	ug/L	0.50	1		09/16/20 18:31	106-43-4	
1,2-Dibromo-3-chloropropane	ND	ug/L	1.0	1		09/16/20 18:31	96-12-8	
Dibromochloromethane	ND	ug/L	0.50	1		09/16/20 18:31	124-48-1	
Dibromomethane	ND	ug/L	0.50	1		09/16/20 18:31	74-95-3	
1,2-Dichlorobenzene	ND	ug/L	0.50	1		09/16/20 18:31	95-50-1	
1,3-Dichlorobenzene	ND	ug/L	0.50	1		09/16/20 18:31	541-73-1	
1,4-Dichlorobenzene	ND	ug/L	0.50	1		09/16/20 18:31	106-46-7	
Dichlorodifluoromethane	ND	ug/L	0.50	1		09/16/20 18:31	75-71-8	
1,1-Dichloroethane	ND	ug/L	0.50	1		09/16/20 18:31	75-34-3	
1,2-Dichloroethane	ND	ug/L	0.50	1		09/16/20 18:31	107-06-2	
1,1-Dichloroethene	ND	ug/L	0.50	1		09/16/20 18:31	75-35-4	

REPORT OF LABORATORY ANALYSIS

This report shall not be reproduced, except in full,
without the written consent of Pace Analytical Services, LLC.

Pace Analytical Services, LLC
9800 Kincey Ave. Suite 100
Huntersville, NC 28078
(704)875-9092

ANALYTICAL RESULTS

Project: Colonial Pipeline (9/15 GW)
Pace Project No.: 92495627

Sample: MW-47 **Lab ID: 92495627003** Collected: 09/15/20 15:20 Received: 09/15/20 17:30 Matrix: Water

Parameters	Results	Units	Report Limit	DF	Prepared	Analyzed	CAS No.	Qual
6200B MSV	Analytical Method: SM 6200B Pace Analytical Services - Charlotte							
cis-1,2-Dichloroethene	ND	ug/L	0.50	1		09/16/20 18:31	156-59-2	
trans-1,2-Dichloroethene	ND	ug/L	0.50	1		09/16/20 18:31	156-60-5	
1,2-Dichloropropane	ND	ug/L	0.50	1		09/16/20 18:31	78-87-5	
1,3-Dichloropropane	ND	ug/L	0.50	1		09/16/20 18:31	142-28-9	
2,2-Dichloropropane	ND	ug/L	0.50	1		09/16/20 18:31	594-20-7	
1,1-Dichloropropene	ND	ug/L	0.50	1		09/16/20 18:31	563-58-6	
cis-1,3-Dichloropropene	ND	ug/L	0.50	1		09/16/20 18:31	10061-01-5	
trans-1,3-Dichloropropene	ND	ug/L	0.50	1		09/16/20 18:31	10061-02-6	
Diisopropyl ether	ND	ug/L	0.50	1		09/16/20 18:31	108-20-3	
Ethylbenzene	**1.4**	ug/L	0.50	1		09/16/20 18:31	100-41-4	
Hexachloro-1,3-butadiene	ND	ug/L	2.0	1		09/16/20 18:31	87-68-3	
Isopropylbenzene (Cumene)	ND	ug/L	0.50	1		09/16/20 18:31	98-82-8	
Methylene Chloride	ND	ug/L	2.0	1		09/16/20 18:31	75-09-2	
Methyl-tert-butyl ether	ND	ug/L	0.50	1		09/16/20 18:31	1634-04-4	
Naphthalene	ND	ug/L	2.0	1		09/16/20 18:31	91-20-3	
n-Propylbenzene	ND	ug/L	0.50	1		09/16/20 18:31	103-65-1	
Styrene	ND	ug/L	0.50	1		09/16/20 18:31	100-42-5	
1,1,1,2-Tetrachloroethane	ND	ug/L	0.50	1		09/16/20 18:31	630-20-6	
1,1,2,2-Tetrachloroethane	ND	ug/L	0.50	1		09/16/20 18:31	79-34-5	
Tetrachloroethene	ND	ug/L	0.50	1		09/16/20 18:31	127-18-4	
Toluene	**6.3**	ug/L	0.50	1		09/16/20 18:31	108-88-3	
1,2,3-Trichlorobenzene	ND	ug/L	2.0	1		09/16/20 18:31	87-61-6	
1,2,4-Trichlorobenzene	ND	ug/L	2.0	1		09/16/20 18:31	120-82-1	
1,1,1-Trichloroethane	ND	ug/L	0.50	1		09/16/20 18:31	71-55-6	
1,1,2-Trichloroethane	ND	ug/L	0.50	1		09/16/20 18:31	79-00-5	
Trichloroethene	ND	ug/L	0.50	1		09/16/20 18:31	79-01-6	
Trichlorofluoromethane	ND	ug/L	1.0	1		09/16/20 18:31	75-69-4	
1,2,3-Trichloropropane	ND	ug/L	0.50	1		09/16/20 18:31	96-18-4	
1,2,4-Trimethylbenzene	**1.5**	ug/L	0.50	1		09/16/20 18:31	95-63-6	
1,3,5-Trimethylbenzene	ND	ug/L	0.50	1		09/16/20 18:31	108-67-8	
Vinyl chloride	ND	ug/L	1.0	1		09/16/20 18:31	75-01-4	
m&p-Xylene	**5.2**	ug/L	1.0	1		09/16/20 18:31	179601-23-1	
o-Xylene	**2.4**	ug/L	0.50	1		09/16/20 18:31	95-47-6	
Surrogates								
1,2-Dichloroethane-d4 (S)	86	%	70-130	1		09/16/20 18:31	17060-07-0	
4-Bromofluorobenzene (S)	94	%	70-130	1		09/16/20 18:31	460-00-4	
Toluene-d8 (S)	100	%	70-130	1		09/16/20 18:31	2037-26-5	

REPORT OF LABORATORY ANALYSIS

This report shall not be reproduced, except in full,
without the written consent of Pace Analytical Services, LLC.

Pace Analytical Services, LLC
9800 Kincey Ave. Suite 100
Huntersville, NC 28078
(704)875-9092

ANALYTICAL RESULTS

Project: Colonial Pipeline (9/15 GW)
Pace Project No.: 92495627

Sample: MW-13 **Lab ID: 92495627004** Collected: 09/15/20 16:05 Received: 09/15/20 17:30 Matrix: Water

Parameters	Results	Units	Report Limit	DF	Prepared	Analyzed	CAS No.	Qual
504 GCS EDB and DBCP	Analytical Method: EPA 504.1 Preparation Method: EPA 504.1 Pace Analytical Services - Charlotte							
1,2-Dibromoethane (EDB)	ND	ug/L	0.020	1	09/16/20 07:40	09/16/20 16:56	106-93-4	
Surrogates								
1-Chloro-2-bromopropane (S)	100	%	70-130	1	09/16/20 07:40	09/16/20 16:56	301-79-56	
MADEPV	Analytical Method: MADEP VPH Preparation Method: MADEPV Pace National - Mt. Juliet							
Aliphatic (C05-C08)	ND	ug/L	100	1	09/17/20 18:47	09/17/20 18:47		
Aliphatic (C09-C12)	ND	ug/L	100	1	09/17/20 18:47	09/17/20 18:47		
Aromatic (C09-C10),Unadjusted	ND	ug/L	100	1	09/17/20 18:47	09/17/20 18:47	TPHC9C10A	
Total VPH	ND	ug/L	100	1	09/17/20 18:47	09/17/20 18:47	VPH	
Surrogates								
2,5-Dibromotoluene (FID)	97.7	%	70.0-130	1	09/17/20 18:47	09/17/20 18:47	615-59-8FID	
2,5-Dibromotoluene (PID)	88.7	%	70.0-130	1	09/17/20 18:47	09/17/20 18:47	615-59-8PID	
6010 MET ICP	Analytical Method: EPA 6010D Preparation Method: EPA 3010A Pace Analytical Services - Asheville							
Lead	ND	ug/L	5.0	1	09/16/20 01:48	09/16/20 10:21	7439-92-1	
6200B MSV	Analytical Method: SM 6200B Pace Analytical Services - Charlotte							
Benzene	ND	ug/L	0.50	1		09/16/20 18:50	71-43-2	
Bromobenzene	ND	ug/L	0.50	1		09/16/20 18:50	108-86-1	
Bromochloromethane	ND	ug/L	0.50	1		09/16/20 18:50	74-97-5	
Bromodichloromethane	**2.2**	ug/L	0.50	1		09/16/20 18:50	75-27-4	
Bromoform	ND	ug/L	0.50	1		09/16/20 18:50	75-25-2	
Bromomethane	ND	ug/L	5.0	1		09/16/20 18:50	74-83-9	
n-Butylbenzene	ND	ug/L	0.50	1		09/16/20 18:50	104-51-8	
sec-Butylbenzene	ND	ug/L	0.50	1		09/16/20 18:50	135-98-8	
tert-Butylbenzene	ND	ug/L	0.50	1		09/16/20 18:50	98-06-6	
Carbon tetrachloride	ND	ug/L	0.50	1		09/16/20 18:50	56-23-5	
Chlorobenzene	ND	ug/L	0.50	1		09/16/20 18:50	108-90-7	
Chloroethane	ND	ug/L	1.0	1		09/16/20 18:50	75-00-3	
Chloroform	**21.7**	ug/L	0.50	1		09/16/20 18:50	67-66-3	
Chloromethane	ND	ug/L	1.0	1		09/16/20 18:50	74-87-3	
2-Chlorotoluene	ND	ug/L	0.50	1		09/16/20 18:50	95-49-8	
4-Chlorotoluene	ND	ug/L	0.50	1		09/16/20 18:50	106-43-4	
1,2-Dibromo-3-chloropropane	ND	ug/L	1.0	1		09/16/20 18:50	96-12-8	
Dibromochloromethane	**0.54**	ug/L	0.50	1		09/16/20 18:50	124-48-1	
Dibromomethane	ND	ug/L	0.50	1		09/16/20 18:50	74-95-3	
1,2-Dichlorobenzene	ND	ug/L	0.50	1		09/16/20 18:50	95-50-1	
1,3-Dichlorobenzene	ND	ug/L	0.50	1		09/16/20 18:50	541-73-1	
1,4-Dichlorobenzene	ND	ug/L	0.50	1		09/16/20 18:50	106-46-7	
Dichlorodifluoromethane	ND	ug/L	0.50	1		09/16/20 18:50	75-71-8	
1,1-Dichloroethane	ND	ug/L	0.50	1		09/16/20 18:50	75-34-3	
1,2-Dichloroethane	ND	ug/L	0.50	1		09/16/20 18:50	107-06-2	
1,1-Dichloroethene	ND	ug/L	0.50	1		09/16/20 18:50	75-35-4	

REPORT OF LABORATORY ANALYSIS

This report shall not be reproduced, except in full,
without the written consent of Pace Analytical Services, LLC.

Pace Analytical Services, LLC
9800 Kincey Ave. Suite 100
Huntersville, NC 28078
(704)875-9092

ANALYTICAL RESULTS

Project: Colonial Pipeline (9/15 GW)
Pace Project No.: 92495627

Sample: MW-13 **Lab ID: 92495627004** Collected: 09/15/20 16:05 Received: 09/15/20 17:30 Matrix: Water

Parameters	Results	Units	Report Limit	DF	Prepared	Analyzed	CAS No.	Qual
6200B MSV	Analytical Method: SM 6200B Pace Analytical Services - Charlotte							
cis-1,2-Dichloroethene	ND	ug/L	0.50	1		09/16/20 18:50	156-59-2	
trans-1,2-Dichloroethene	ND	ug/L	0.50	1		09/16/20 18:50	156-60-5	
1,2-Dichloropropane	ND	ug/L	0.50	1		09/16/20 18:50	78-87-5	
1,3-Dichloropropane	ND	ug/L	0.50	1		09/16/20 18:50	142-28-9	
2,2-Dichloropropane	ND	ug/L	0.50	1		09/16/20 18:50	594-20-7	
1,1-Dichloropropene	ND	ug/L	0.50	1		09/16/20 18:50	563-58-6	
cis-1,3-Dichloropropene	ND	ug/L	0.50	1		09/16/20 18:50	10061-01-5	
trans-1,3-Dichloropropene	ND	ug/L	0.50	1		09/16/20 18:50	10061-02-6	
Diisopropyl ether	ND	ug/L	0.50	1		09/16/20 18:50	108-20-3	
Ethylbenzene	ND	ug/L	0.50	1		09/16/20 18:50	100-41-4	
Hexachloro-1,3-butadiene	ND	ug/L	2.0	1		09/16/20 18:50	87-68-3	
Isopropylbenzene (Cumene)	ND	ug/L	0.50	1		09/16/20 18:50	98-82-8	
Methylene Chloride	ND	ug/L	2.0	1		09/16/20 18:50	75-09-2	
Methyl-tert-butyl ether	ND	ug/L	0.50	1		09/16/20 18:50	1634-04-4	
Naphthalene	ND	ug/L	2.0	1		09/16/20 18:50	91-20-3	
n-Propylbenzene	ND	ug/L	0.50	1		09/16/20 18:50	103-65-1	
Styrene	ND	ug/L	0.50	1		09/16/20 18:50	100-42-5	
1,1,1,2-Tetrachloroethane	ND	ug/L	0.50	1		09/16/20 18:50	630-20-6	
1,1,2,2-Tetrachloroethane	ND	ug/L	0.50	1		09/16/20 18:50	79-34-5	
Tetrachloroethene	**4.4**	ug/L	0.50	1		09/16/20 18:50	127-18-4	
Toluene	**1.5**	ug/L	0.50	1		09/16/20 18:50	108-88-3	
1,2,3-Trichlorobenzene	ND	ug/L	2.0	1		09/16/20 18:50	87-61-6	
1,2,4-Trichlorobenzene	ND	ug/L	2.0	1		09/16/20 18:50	120-82-1	
1,1,1-Trichloroethane	ND	ug/L	0.50	1		09/16/20 18:50	71-55-6	
1,1,2-Trichloroethane	ND	ug/L	0.50	1		09/16/20 18:50	79-00-5	
Trichloroethene	ND	ug/L	0.50	1		09/16/20 18:50	79-01-6	
Trichlorofluoromethane	ND	ug/L	1.0	1		09/16/20 18:50	75-69-4	
1,2,3-Trichloropropane	ND	ug/L	0.50	1		09/16/20 18:50	96-18-4	
1,2,4-Trimethylbenzene	**0.76**	ug/L	0.50	1		09/16/20 18:50	95-63-6	
1,3,5-Trimethylbenzene	ND	ug/L	0.50	1		09/16/20 18:50	108-67-8	
Vinyl chloride	ND	ug/L	1.0	1		09/16/20 18:50	75-01-4	
m&p-Xylene	**1.8**	ug/L	1.0	1		09/16/20 18:50	179601-23-1	
o-Xylene	**0.92**	ug/L	0.50	1		09/16/20 18:50	95-47-6	
Surrogates								
1,2-Dichloroethane-d4 (S)	83	%	70-130	1		09/16/20 18:50	17060-07-0	
4-Bromofluorobenzene (S)	95	%	70-130	1		09/16/20 18:50	460-00-4	
Toluene-d8 (S)	99	%	70-130	1		09/16/20 18:50	2037-26-5	

REPORT OF LABORATORY ANALYSIS

This report shall not be reproduced, except in full,
without the written consent of Pace Analytical Services, LLC.

Pace Analytical Services, LLC
9800 Kincey Ave. Suite 100
Huntersville, NC 28078
(704)875-9092

ANALYTICAL RESULTS

Project: Colonial Pipeline (9/15 GW)
Pace Project No.: 92495627

Sample: Trip Blank-07 **Lab ID: 92495624002** Collected: 09/15/20 00:00 Received: 09/15/20 17:30 Matrix: Water

Parameters	Results	Units	Report Limit	DF	Prepared	Analyzed	CAS No.	Qual
6200B MSV	Analytical Method: SM 6200B Pace Analytical Services - Charlotte							
Benzene	ND	ug/L	0.50	1		09/16/20 17:00	71-43-2	
Bromobenzene	ND	ug/L	0.50	1		09/16/20 17:00	108-86-1	
Bromochloromethane	ND	ug/L	0.50	1		09/16/20 17:00	74-97-5	
Bromodichloromethane	ND	ug/L	0.50	1		09/16/20 17:00	75-27-4	
Bromoform	ND	ug/L	0.50	1		09/16/20 17:00	75-25-2	
Bromomethane	ND	ug/L	5.0	1		09/16/20 17:00	74-83-9	
n-Butylbenzene	ND	ug/L	0.50	1		09/16/20 17:00	104-51-8	
sec-Butylbenzene	ND	ug/L	0.50	1		09/16/20 17:00	135-98-8	
tert-Butylbenzene	ND	ug/L	0.50	1		09/16/20 17:00	98-06-6	
Carbon tetrachloride	ND	ug/L	0.50	1		09/16/20 17:00	56-23-5	
Chlorobenzene	ND	ug/L	0.50	1		09/16/20 17:00	108-90-7	
Chloroethane	ND	ug/L	1.0	1		09/16/20 17:00	75-00-3	
Chloroform	ND	ug/L	0.50	1		09/16/20 17:00	67-66-3	
Chloromethane	ND	ug/L	1.0	1		09/16/20 17:00	74-87-3	
2-Chlorotoluene	ND	ug/L	0.50	1		09/16/20 17:00	95-49-8	
4-Chlorotoluene	ND	ug/L	0.50	1		09/16/20 17:00	106-43-4	
1,2-Dibromo-3-chloropropane	ND	ug/L	1.0	1		09/16/20 17:00	96-12-8	
Dibromochloromethane	ND	ug/L	0.50	1		09/16/20 17:00	124-48-1	
Dibromomethane	ND	ug/L	0.50	1		09/16/20 17:00	74-95-3	
1,2-Dichlorobenzene	ND	ug/L	0.50	1		09/16/20 17:00	95-50-1	
1,3-Dichlorobenzene	ND	ug/L	0.50	1		09/16/20 17:00	541-73-1	
1,4-Dichlorobenzene	ND	ug/L	0.50	1		09/16/20 17:00	106-46-7	
Dichlorodifluoromethane	ND	ug/L	0.50	1		09/16/20 17:00	75-71-8	
1,1-Dichloroethane	ND	ug/L	0.50	1		09/16/20 17:00	75-34-3	
1,2-Dichloroethane	ND	ug/L	0.50	1		09/16/20 17:00	107-06-2	
1,1-Dichloroethene	ND	ug/L	0.50	1		09/16/20 17:00	75-35-4	
cis-1,2-Dichloroethene	ND	ug/L	0.50	1		09/16/20 17:00	156-59-2	
trans-1,2-Dichloroethene	ND	ug/L	0.50	1		09/16/20 17:00	156-60-5	
1,2-Dichloropropane	ND	ug/L	0.50	1		09/16/20 17:00	78-87-5	
1,3-Dichloropropane	ND	ug/L	0.50	1		09/16/20 17:00	142-28-9	
2,2-Dichloropropane	ND	ug/L	0.50	1		09/16/20 17:00	594-20-7	
1,1-Dichloropropene	ND	ug/L	0.50	1		09/16/20 17:00	563-58-6	
cis-1,3-Dichloropropene	ND	ug/L	0.50	1		09/16/20 17:00	10061-01-5	
trans-1,3-Dichloropropene	ND	ug/L	0.50	1		09/16/20 17:00	10061-02-6	
Diisopropyl ether	ND	ug/L	0.50	1		09/16/20 17:00	108-20-3	
Ethylbenzene	ND	ug/L	0.50	1		09/16/20 17:00	100-41-4	
Hexachloro-1,3-butadiene	ND	ug/L	2.0	1		09/16/20 17:00	87-68-3	
Isopropylbenzene (Cumene)	ND	ug/L	0.50	1		09/16/20 17:00	98-82-8	
Methylene Chloride	ND	ug/L	2.0	1		09/16/20 17:00	75-09-2	
Methyl-tert-butyl ether	ND	ug/L	0.50	1		09/16/20 17:00	1634-04-4	
Naphthalene	ND	ug/L	2.0	1		09/16/20 17:00	91-20-3	
n-Propylbenzene	ND	ug/L	0.50	1		09/16/20 17:00	103-65-1	
Styrene	ND	ug/L	0.50	1		09/16/20 17:00	100-42-5	
1,1,1,2-Tetrachloroethane	ND	ug/L	0.50	1		09/16/20 17:00	630-20-6	
1,1,2,2-Tetrachloroethane	ND	ug/L	0.50	1		09/16/20 17:00	79-34-5	
Tetrachloroethene	ND	ug/L	0.50	1		09/16/20 17:00	127-18-4	

REPORT OF LABORATORY ANALYSIS

This report shall not be reproduced, except in full,
without the written consent of Pace Analytical Services, LLC.

Pace Analytical Services, LLC
9800 Kincey Ave. Suite 100
Huntersville, NC 28078
(704)875-9092

ANALYTICAL RESULTS

Project: Colonial Pipeline (9/15 GW)
Pace Project No.: 92495627

Sample: Trip Blank-07 **Lab ID: 92495624002** Collected: 09/15/20 00:00 Received: 09/15/20 17:30 Matrix: Water

Parameters	Results	Units	Report Limit	DF	Prepared	Analyzed	CAS No.	Qual
6200B MSV	Analytical Method: SM 6200B Pace Analytical Services - Charlotte							
Toluene	ND	ug/L	0.50	1		09/16/20 17:00	108-88-3	
1,2,3-Trichlorobenzene	ND	ug/L	2.0	1		09/16/20 17:00	87-61-6	
1,2,4-Trichlorobenzene	ND	ug/L	2.0	1		09/16/20 17:00	120-82-1	
1,1,1-Trichloroethane	ND	ug/L	0.50	1		09/16/20 17:00	71-55-6	
1,1,2-Trichloroethane	ND	ug/L	0.50	1		09/16/20 17:00	79-00-5	
Trichloroethene	ND	ug/L	0.50	1		09/16/20 17:00	79-01-6	
Trichlorofluoromethane	ND	ug/L	1.0	1		09/16/20 17:00	75-69-4	
1,2,3-Trichloropropane	ND	ug/L	0.50	1		09/16/20 17:00	96-18-4	
1,2,4-Trimethylbenzene	ND	ug/L	0.50	1		09/16/20 17:00	95-63-6	
1,3,5-Trimethylbenzene	ND	ug/L	0.50	1		09/16/20 17:00	108-67-8	
Vinyl chloride	ND	ug/L	1.0	1		09/16/20 17:00	75-01-4	
m&p-Xylene	ND	ug/L	1.0	1		09/16/20 17:00	179601-23-1	
o-Xylene	ND	ug/L	0.50	1		09/16/20 17:00	95-47-6	
Surrogates								
1,2-Dichloroethane-d4 (S)	86	%	70-130	1		09/16/20 17:00	17060-07-0	
4-Bromofluorobenzene (S)	94	%	70-130	1		09/16/20 17:00	460-00-4	
Toluene-d8 (S)	100	%	70-130	1		09/16/20 17:00	2037-26-5	

REPORT OF LABORATORY ANALYSIS

This report shall not be reproduced, except in full,
without the written consent of Pace Analytical Services, LLC.

Pace Analytical Services, LLC
9800 Kincey Ave. Suite 100
Huntersville, NC 28078
(704)875-9092

QUALITY CONTROL DATA

Project: Colonial Pipeline (9/15 GW)
Pace Project No.: 92495627

QC Batch: 1544807 | Analysis Method: MADEP VPH
QC Batch Method: MADEPV | Analysis Description: MADEPV
Laboratory: Pace National - Mt. Juliet
Associated Lab Samples: 92495627001, 92495627002, 92495627003, 92495627004

METHOD BLANK: R3571700-2 Matrix: Water
Associated Lab Samples: 92495627001, 92495627002, 92495627003, 92495627004

Parameter	Units	Blank Result	Reporting Limit	Analyzed	Qualifiers
Aliphatic (C05-C08)	ug/L	ND	100	09/17/20 14:12	
Aliphatic (C09-C12)	ug/L	ND	100	09/17/20 14:12	
Aromatic (C09-C10),Unadjusted	ug/L	ND	100	09/17/20 14:12	
Total VPH	ug/L	ND	100	09/17/20 14:12	
2,5-Dibromotoluene (FID)	%	88.4	70.0-130	09/17/20 14:12	
2,5-Dibromotoluene (PID)	%	81.8	70.0-130	09/17/20 14:12	

LABORATORY CONTROL SAMPLE & LCSD: R3571700-1 R3571700-3

Parameter	Units	Spike Conc.	LCS Result	LCSD Result	LCS % Rec	LCSD % Rec	% Rec Limits	RPD	Max RPD	Qualifiers
Aliphatic (C05-C08)	ug/L	1200	1220	1230	102	103	70.0-130	0.816	25	
Aliphatic (C09-C12)	ug/L	1400	1450	1430	104	102	70.0-130	1.39	25	
Aromatic (C09-C10),Unadjusted	ug/L	200	207	211	104	105	70.0-130	1.91	25	
Total VPH	ug/L	2800	2880	2870	103	103	70.0-130	0.348	25	
2,5-Dibromotoluene (FID)	%				103	98.0	70.0-130			
2,5-Dibromotoluene (PID)	%				92.7	91.8	70.0-130			

Results presented on this page are in the units indicated by the "Units" column except where an alternate unit is presented to the right of the result.

REPORT OF LABORATORY ANALYSIS

This report shall not be reproduced, except in full,
without the written consent of Pace Analytical Services, LLC.

Pace Analytical Services, LLC
9800 Kincey Ave. Suite 100
Huntersville, NC 28078
(704)875-9092

QUALITY CONTROL DATA

Project: Colonial Pipeline (9/15 GW)
Pace Project No.: 92495627

QC Batch: 566633 | Analysis Method: EPA 6010D
QC Batch Method: EPA 3010A | Analysis Description: 6010 MET
Laboratory: Pace Analytical Services - Asheville
Associated Lab Samples: 92495627001, 92495627002, 92495627003, 92495627004

METHOD BLANK: 3002896 Matrix: Water
Associated Lab Samples: 92495627001, 92495627002, 92495627003, 92495627004

Parameter	Units	Blank Result	Reporting Limit	Analyzed	Qualifiers
Lead	ug/L	ND	5.0	09/16/20 14:30	

LABORATORY CONTROL SAMPLE: 3002897

Parameter	Units	Spike Conc.	LCS Result	LCS % Rec	% Rec Limits	Qualifiers
Lead	ug/L	500	484	97	80-120	

MATRIX SPIKE & MATRIX SPIKE DUPLICATE: 3002898 3002899

Parameter	Units	92495624001 Result	MS Spike Conc.	MSD Spike Conc.	MS Result	MSD Result	MS % Rec	MSD % Rec	% Rec Limits	RPD	Qual
Lead	ug/L	ND	500	500	512	514	102	102	75-125	0	

Results presented on this page are in the units indicated by the "Units" column except where an alternate unit is presented to the right of the result.

REPORT OF LABORATORY ANALYSIS

This report shall not be reproduced, except in full,
without the written consent of Pace Analytical Services, LLC.

Pace Analytical Services, LLC
9800 Kincey Ave. Suite 100
Huntersville, NC 28078
(704)875-9092

QUALITY CONTROL DATA

Project: Colonial Pipeline (9/15 GW)
Pace Project No.: 92495627

QC Batch: 566800 | Analysis Method: SM 6200B
QC Batch Method: SM 6200B | Analysis Description: 6200B MSV
Laboratory: Pace Analytical Services - Charlotte
Associated Lab Samples: 92495624002, 92495627001, 92495627002, 92495627003, 92495627004

METHOD BLANK: 3003610 Matrix: Water
Associated Lab Samples: 92495624002, 92495627001, 92495627002, 92495627003, 92495627004

Parameter	Units	Blank Result	Reporting Limit	Analyzed	Qualifiers
1,1,1,2-Tetrachloroethane	ug/L	ND	0.50	09/16/20 13:22	
1,1,1-Trichloroethane	ug/L	ND	0.50	09/16/20 13:22	
1,1,2,2-Tetrachloroethane	ug/L	ND	0.50	09/16/20 13:22	
1,1,2-Trichloroethane	ug/L	ND	0.50	09/16/20 13:22	
1,1-Dichloroethane	ug/L	ND	0.50	09/16/20 13:22	
1,1-Dichloroethene	ug/L	ND	0.50	09/16/20 13:22	
1,1-Dichloropropene	ug/L	ND	0.50	09/16/20 13:22	
1,2,3-Trichlorobenzene	ug/L	ND	2.0	09/16/20 13:22	
1,2,3-Trichloropropane	ug/L	ND	0.50	09/16/20 13:22	
1,2,4-Trichlorobenzene	ug/L	ND	2.0	09/16/20 13:22	
1,2,4-Trimethylbenzene	ug/L	ND	0.50	09/16/20 13:22	
1,2-Dibromo-3-chloropropane	ug/L	ND	1.0	09/16/20 13:22	
1,2-Dichlorobenzene	ug/L	ND	0.50	09/16/20 13:22	
1,2-Dichloroethane	ug/L	ND	0.50	09/16/20 13:22	
1,2-Dichloropropane	ug/L	ND	0.50	09/16/20 13:22	
1,3,5-Trimethylbenzene	ug/L	ND	0.50	09/16/20 13:22	
1,3-Dichlorobenzene	ug/L	ND	0.50	09/16/20 13:22	
1,3-Dichloropropane	ug/L	ND	0.50	09/16/20 13:22	
1,4-Dichlorobenzene	ug/L	ND	0.50	09/16/20 13:22	
2,2-Dichloropropane	ug/L	ND	0.50	09/16/20 13:22	
2-Chlorotoluene	ug/L	ND	0.50	09/16/20 13:22	
4-Chlorotoluene	ug/L	ND	0.50	09/16/20 13:22	
Benzene	ug/L	ND	0.50	09/16/20 13:22	
Bromobenzene	ug/L	ND	0.50	09/16/20 13:22	
Bromochloromethane	ug/L	ND	0.50	09/16/20 13:22	
Bromodichloromethane	ug/L	ND	0.50	09/16/20 13:22	
Bromoform	ug/L	ND	0.50	09/16/20 13:22	
Bromomethane	ug/L	ND	5.0	09/16/20 13:22	
Carbon tetrachloride	ug/L	ND	0.50	09/16/20 13:22	
Chlorobenzene	ug/L	ND	0.50	09/16/20 13:22	
Chloroethane	ug/L	ND	1.0	09/16/20 13:22	
Chloroform	ug/L	ND	0.50	09/16/20 13:22	
Chloromethane	ug/L	ND	1.0	09/16/20 13:22	
cis-1,2-Dichloroethene	ug/L	ND	0.50	09/16/20 13:22	
cis-1,3-Dichloropropene	ug/L	ND	0.50	09/16/20 13:22	
Dibromochloromethane	ug/L	ND	0.50	09/16/20 13:22	
Dibromomethane	ug/L	ND	0.50	09/16/20 13:22	
Dichlorodifluoromethane	ug/L	ND	0.50	09/16/20 13:22	
Diisopropyl ether	ug/L	ND	0.50	09/16/20 13:22	
Ethylbenzene	ug/L	ND	0.50	09/16/20 13:22	

Results presented on this page are in the units indicated by the "Units" column except where an alternate unit is presented to the right of the result.

REPORT OF LABORATORY ANALYSIS

This report shall not be reproduced, except in full,
without the written consent of Pace Analytical Services, LLC.

Pace Analytical Services, LLC
9800 Kincey Ave. Suite 100
Huntersville, NC 28078
(704)875-9092

QUALITY CONTROL DATA

Project: Colonial Pipeline (9/15 GW)
Pace Project No.: 92495627

METHOD BLANK: 3003610 Matrix: Water
Associated Lab Samples: 92495624002, 92495627001, 92495627002, 92495627003, 92495627004

Parameter	Units	Blank Result	Reporting Limit	Analyzed	Qualifiers
Hexachloro-1,3-butadiene	ug/L	ND	2.0	09/16/20 13:22	
Isopropylbenzene (Cumene)	ug/L	ND	0.50	09/16/20 13:22	
m&p-Xylene	ug/L	ND	1.0	09/16/20 13:22	
Methyl-tert-butyl ether	ug/L	ND	0.50	09/16/20 13:22	
Methylene Chloride	ug/L	ND	2.0	09/16/20 13:22	
n-Butylbenzene	ug/L	ND	0.50	09/16/20 13:22	
n-Propylbenzene	ug/L	ND	0.50	09/16/20 13:22	
Naphthalene	ug/L	ND	2.0	09/16/20 13:22	
o-Xylene	ug/L	ND	0.50	09/16/20 13:22	
sec-Butylbenzene	ug/L	ND	0.50	09/16/20 13:22	
Styrene	ug/L	ND	0.50	09/16/20 13:22	
tert-Butylbenzene	ug/L	ND	0.50	09/16/20 13:22	
Tetrachloroethene	ug/L	ND	0.50	09/16/20 13:22	
Toluene	ug/L	ND	0.50	09/16/20 13:22	
trans-1,2-Dichloroethene	ug/L	ND	0.50	09/16/20 13:22	
trans-1,3-Dichloropropene	ug/L	ND	0.50	09/16/20 13:22	
Trichloroethene	ug/L	ND	0.50	09/16/20 13:22	
Trichlorofluoromethane	ug/L	ND	1.0	09/16/20 13:22	
Vinyl chloride	ug/L	ND	1.0	09/16/20 13:22	
1,2-Dichloroethane-d4 (S)	%	85	70-130	09/16/20 13:22	
4-Bromofluorobenzene (S)	%	95	70-130	09/16/20 13:22	
Toluene-d8 (S)	%	100	70-130	09/16/20 13:22	

LABORATORY CONTROL SAMPLE: 3003611

Parameter	Units	Spike Conc.	LCS Result	LCS % Rec	% Rec Limits	Qualifiers
1,1,1,2-Tetrachloroethane	ug/L	50	50.5	101	60-140	
1,1,1-Trichloroethane	ug/L	50	46.7	93	60-140	
1,1,2,2-Tetrachloroethane	ug/L	50	48.0	96	60-140	
1,1,2-Trichloroethane	ug/L	50	48.0	96	60-140	
1,1-Dichloroethane	ug/L	50	45.9	92	60-140	
1,1-Dichloroethene	ug/L	50	47.4	95	60-140	
1,1-Dichloropropene	ug/L	50	47.6	95	60-140	
1,2,3-Trichlorobenzene	ug/L	50	48.4	97	60-140	
1,2,3-Trichloropropane	ug/L	50	46.5	93	60-140	
1,2,4-Trichlorobenzene	ug/L	50	52.7	105	60-140	
1,2,4-Trimethylbenzene	ug/L	50	51.1	102	60-140	
1,2-Dibromo-3-chloropropane	ug/L	50	47.0	94	60-140	
1,2-Dichlorobenzene	ug/L	50	51.5	103	60-140	
1,2-Dichloroethane	ug/L	50	38.1	76	60-140	
1,2-Dichloropropane	ug/L	50	49.2	98	60-140	
1,3,5-Trimethylbenzene	ug/L	50	51.4	103	60-140	
1,3-Dichlorobenzene	ug/L	50	52.1	104	60-140	
1,3-Dichloropropane	ug/L	50	51.8	104	60-140	

Results presented on this page are in the units indicated by the "Units" column except where an alternate unit is presented to the right of the result.

REPORT OF LABORATORY ANALYSIS

This report shall not be reproduced, except in full,
without the written consent of Pace Analytical Services, LLC.

Pace Analytical Services, LLC
9800 Kincey Ave. Suite 100
Huntersville, NC 28078
(704)875-9092

QUALITY CONTROL DATA

Project: Colonial Pipeline (9/15 GW)
Pace Project No.: 92495627

LABORATORY CONTROL SAMPLE: 3003611

Parameter	Units	Spike Conc.	LCS Result	LCS % Rec	% Rec Limits	Qualifiers
1,4-Dichlorobenzene	ug/L	50	51.9	104	60-140	
2,2-Dichloropropane	ug/L	50	45.2	90	60-140	
2-Chlorotoluene	ug/L	50	52.3	105	60-140	
4-Chlorotoluene	ug/L	50	50.0	100	60-140	
Benzene	ug/L	50	49.9	100	60-140	
Bromobenzene	ug/L	50	51.2	102	60-140	
Bromochloromethane	ug/L	50	48.3	97	60-140	
Bromodichloromethane	ug/L	50	43.6	87	60-140	
Bromoform	ug/L	50	47.8	96	60-140	
Bromomethane	ug/L	50	41.9	84	60-140	
Carbon tetrachloride	ug/L	50	48.7	97	60-140	
Chlorobenzene	ug/L	50	50.6	101	60-140	
Chloroethane	ug/L	50	33.8	68	60-140	
Chloroform	ug/L	50	44.4	89	60-140	
Chloromethane	ug/L	50	46.6	93	60-140	
cis-1,2-Dichloroethene	ug/L	50	45.1	90	60-140	
cis-1,3-Dichloropropene	ug/L	50	51.6	103	60-140	
Dibromochloromethane	ug/L	50	50.1	100	60-140	
Dibromomethane	ug/L	50	50.1	100	60-140	
Dichlorodifluoromethane	ug/L	50	46.3	93	60-140	
Diisopropyl ether	ug/L	50	44.1	88	60-140	
Ethylbenzene	ug/L	50	50.9	102	60-140	
Hexachloro-1,3-butadiene	ug/L	50	55.6	111	60-140	
Isopropylbenzene (Cumene)	ug/L	50	51.6	103	60-140	
m&p-Xylene	ug/L	100	99.9	100	60-140	
Methyl-tert-butyl ether	ug/L	50	43.6	87	60-140	
Methylene Chloride	ug/L	50	40.6	81	60-140	
n-Butylbenzene	ug/L	50	53.0	106	60-140	
n-Propylbenzene	ug/L	50	52.1	104	60-140	
Naphthalene	ug/L	50	48.0	96	60-140	
o-Xylene	ug/L	50	50.4	101	60-140	
sec-Butylbenzene	ug/L	50	53.4	107	60-140	
Styrene	ug/L	50	52.9	106	60-140	
tert-Butylbenzene	ug/L	50	43.9	88	60-140	
Tetrachloroethene	ug/L	50	52.6	105	60-140	
Toluene	ug/L	50	48.7	97	60-140	
trans-1,2-Dichloroethene	ug/L	50	46.1	92	60-140	
trans-1,3-Dichloropropene	ug/L	50	47.4	95	60-140	
Trichloroethene	ug/L	50	51.7	103	60-140	
Trichlorofluoromethane	ug/L	50	46.9	94	60-140	
Vinyl chloride	ug/L	50	49.8	100	60-140	
1,2-Dichloroethane-d4 (S)	%			80	70-130	
4-Bromofluorobenzene (S)	%			98	70-130	
Toluene-d8 (S)	%			97	70-130	

Results presented on this page are in the units indicated by the "Units" column except where an alternate unit is presented to the right of the result.

REPORT OF LABORATORY ANALYSIS

This report shall not be reproduced, except in full,
without the written consent of Pace Analytical Services, LLC.

Pace Analytical Services, LLC
9800 Kincey Ave. Suite 100
Huntersville, NC 28078
(704)875-9092

QUALITY CONTROL DATA

Project: Colonial Pipeline (9/15 GW)
Pace Project No.: 92495627

MATRIX SPIKE & MATRIX SPIKE DUPLICATE: 3003612 3003613

Parameter	Units	92494584004 Result	MS Spike Conc.	MSD Spike Conc.	MS Result	MSD Result	MS % Rec	MSD % Rec	% Rec Limits	RPD	Qual
1,1,1,2-Tetrachloroethane	ug/L	ND	1000	1000	851	766	85	77	60-140	11	
1,1,1-Trichloroethane	ug/L	ND	1000	1000	793	732	79	73	60-140	8	
1,1,2,2-Tetrachloroethane	ug/L	ND	1000	1000	814	735	81	73	60-140	10	
1,1,2-Trichloroethane	ug/L	ND	1000	1000	809	743	81	74	60-140	9	
1,1-Dichloroethane	ug/L	ND	1000	1000	804	718	80	72	60-140	11	
1,1-Dichloroethene	ug/L	ND	1000	1000	851	807	85	81	60-140	5	
1,1-Dichloropropene	ug/L	ND	1000	1000	825	765	83	76	60-140	8	
1,2,3-Trichlorobenzene	ug/L	ND	1000	1000	707	674	71	67	60-140	5	
1,2,3-Trichloropropane	ug/L	ND	1000	1000	803	727	80	73	60-140	10	
1,2,4-Trichlorobenzene	ug/L	ND	1000	1000	794	736	79	74	60-140	8	
1,2,4-Trimethylbenzene	ug/L	1380	1000	1000	2160	2120	78	74	60-140	2	
1,2-Dibromo-3-chloropropane	ug/L	ND	1000	1000	734	722	73	72	60-140	2	
1,2-Dichlorobenzene	ug/L	ND	1000	1000	807	745	81	75	60-140	8	
1,2-Dichloroethane	ug/L	ND	1000	1000	667	619	67	62	60-140	7	
1,2-Dichloropropane	ug/L	ND	1000	1000	859	792	86	79	60-140	8	
1,3,5-Trimethylbenzene	ug/L	400	1000	1000	1270	1210	87	81	60-140	5	
1,3-Dichlorobenzene	ug/L	ND	1000	1000	819	754	82	75	60-140	8	
1,3-Dichloropropane	ug/L	ND	1000	1000	894	807	89	81	60-140	10	
1,4-Dichlorobenzene	ug/L	ND	1000	1000	818	752	82	75	60-140	8	
2,2-Dichloropropane	ug/L	ND	1000	1000	798	718	80	72	60-140	11	
2-Chlorotoluene	ug/L	ND	1000	1000	891	822	89	82	60-140	8	
4-Chlorotoluene	ug/L	ND	1000	1000	813	748	81	75	60-140	8	
Benzene	ug/L	1350	1000	1000	2200	2100	84	75	60-140	4	
Bromobenzene	ug/L	ND	1000	1000	840	772	84	77	60-140	8	
Bromochloromethane	ug/L	ND	1000	1000	827	745	83	74	60-140	10	
Bromodichloromethane	ug/L	ND	1000	1000	735	662	73	66	60-140	10	
Bromoform	ug/L	ND	1000	1000	773	704	77	70	60-140	9	
Bromomethane	ug/L	ND	1000	1000	896	866	90	87	60-140	3	
Carbon tetrachloride	ug/L	ND	1000	1000	876	809	88	81	60-140	8	
Chlorobenzene	ug/L	ND	1000	1000	873	787	87	79	60-140	10	
Chloroethane	ug/L	ND	1000	1000	780	720	78	72	60-140	8	
Chloroform	ug/L	ND	1000	1000	732	691	73	69	60-140	6	
Chloromethane	ug/L	ND	1000	1000	837	783	84	78	60-140	7	
cis-1,2-Dichloroethene	ug/L	ND	1000	1000	773	705	77	70	60-140	9	
cis-1,3-Dichloropropene	ug/L	ND	1000	1000	874	785	87	78	60-140	11	
Dibromochloromethane	ug/L	ND	1000	1000	846	749	85	75	60-140	12	
Dibromomethane	ug/L	ND	1000	1000	828	768	83	77	60-140	8	
Dichlorodifluoromethane	ug/L	ND	1000	1000	967	892	97	89	60-140	8	
Diisopropyl ether	ug/L	ND	1000	1000	733	675	73	68	60-140	8	
Ethylbenzene	ug/L	1250	1000	1000	2150	2050	90	79	60-140	5	
Hexachloro-1,3-butadiene	ug/L	ND	1000	1000	938	863	94	86	60-140	8	
Isopropylbenzene (Cumene)	ug/L	71.3	1000	1000	963	875	89	80	60-140	10	
m&p-Xylene	ug/L	4220	2000	2000	5970	5740	87	76	60-140	4	
Methyl-tert-butyl ether	ug/L	ND	1000	1000	757	684	76	68	60-140	10	
Methylene Chloride	ug/L	ND	1000	1000	729	685	73	69	60-140	6	
n-Butylbenzene	ug/L	ND	1000	1000	904	829	90	83	60-140	9	

Results presented on this page are in the units indicated by the "Units" column except where an alternate unit is presented to the right of the result.

REPORT OF LABORATORY ANALYSIS

This report shall not be reproduced, except in full,
without the written consent of Pace Analytical Services, LLC.

Pace Analytical Services, LLC
9800 Kincey Ave. Suite 100
Huntersville, NC 28078
(704)875-9092

QUALITY CONTROL DATA

Project: Colonial Pipeline (9/15 GW)
Pace Project No.: 92495627

MATRIX SPIKE & MATRIX SPIKE DUPLICATE: 3003612 3003613

Parameter	Units	92494584004 Result	MS Spike Conc.	MSD Spike Conc.	MS Result	MSD Result	MS % Rec	MSD % Rec	% Rec Limits	RPD	Qual
n-Propylbenzene	ug/L	188	1000	1000	1050	980	86	79	60-140	6	
Naphthalene	ug/L	294	1000	1000	983	978	69	68	60-140	1	
o-Xylene	ug/L	2280	1000	1000	3150	3030	87	75	60-140	4	
sec-Butylbenzene	ug/L	ND	1000	1000	910	834	91	83	60-140	9	
Styrene	ug/L	ND	1000	1000	875	786	87	79	60-140	11	
tert-Butylbenzene	ug/L	ND	1000	1000	748	685	75	69	60-140	9	
Tetrachloroethene	ug/L	ND	1000	1000	946	812	95	81	60-140	15	
Toluene	ug/L	10500	1000	1000	11400	11300	92	76	60-140	1	E
trans-1,2-Dichloroethene	ug/L	ND	1000	1000	812	735	81	73	60-140	10	
trans-1,3-Dichloropropene	ug/L	ND	1000	1000	797	721	80	72	60-140	10	
Trichloroethene	ug/L	ND	1000	1000	909	831	91	83	60-140	9	
Trichlorofluoromethane	ug/L	ND	1000	1000	981	891	98	89	60-140	10	
Vinyl chloride	ug/L	ND	1000	1000	908	844	91	84	60-140	7	
1,2-Dichloroethane-d4 (S)	%						82	85	70-130		
4-Bromofluorobenzene (S)	%						98	96	70-130		
Toluene-d8 (S)	%						98	97	70-130		

Results presented on this page are in the units indicated by the "Units" column except where an alternate unit is presented to the right of the result.

REPORT OF LABORATORY ANALYSIS

This report shall not be reproduced, except in full,
without the written consent of Pace Analytical Services, LLC.

Pace Analytical Services, LLC
9800 Kincey Ave. Suite 100
Huntersville, NC 28078
(704)875-9092

QUALITY CONTROL DATA

Project: Colonial Pipeline (9/15 GW)
Pace Project No.: 92495627

QC Batch: 566673 | Analysis Method: EPA 504.1
QC Batch Method: EPA 504.1 | Analysis Description: GCS 504 EDB DBCP
Laboratory: Pace Analytical Services - Charlotte
Associated Lab Samples: 92495627001, 92495627002, 92495627003, 92495627004

METHOD BLANK: 3002965 Matrix: Water
Associated Lab Samples: 92495627001, 92495627002, 92495627003, 92495627004

Parameter	Units	Blank Result	Reporting Limit	Analyzed	Qualifiers
1,2-Dibromoethane (EDB)	ug/L	ND	0.020	09/16/20 14:09	
1-Chloro-2-bromopropane (S)	%	102	70-130	09/16/20 14:09	

LABORATORY CONTROL SAMPLE & LCSD: 3002966 3002967

Parameter	Units	Spike Conc.	LCS Result	LCSD Result	LCS % Rec	LCSD % Rec	% Rec Limits	RPD	Max RPD	Qualifiers
1,2-Dibromoethane (EDB)	ug/L	0.25	0.26	0.27	107	109	70-130	1	20	
1-Chloro-2-bromopropane (S)	%				102	102	70-130			

MATRIX SPIKE & MATRIX SPIKE DUPLICATE: 3002969 3002970

Parameter	Units	92495626001 Result	MS Spike Conc.	MSD Spike Conc.	MS Result	MSD Result	MS % Rec	MSD % Rec	% Rec Limits	RPD	Qual
1,2-Dibromoethane (EDB)	ug/L	ND	0.26	0.26	0.29	0.29	115	111	65-135	3	
1-Chloro-2-bromopropane (S)	%						105	102	70-130		

SAMPLE DUPLICATE: 3002968

Parameter	Units	92495624001 Result	Dup Result	RPD	Qualifiers
1,2-Dibromoethane (EDB)	ug/L	ND	ND		
1-Chloro-2-bromopropane (S)	%	102	100		

Results presented on this page are in the units indicated by the "Units" column except where an alternate unit is presented to the right of the result.

REPORT OF LABORATORY ANALYSIS

This report shall not be reproduced, except in full,
without the written consent of Pace Analytical Services, LLC.

Pace Analytical Services, LLC
9800 Kincey Ave. Suite 100
Huntersville, NC 28078
(704)875-9092

QUALIFIERS

Project: Colonial Pipeline (9/15 GW)
Pace Project No.: 92495627

DEFINITIONS

DF - Dilution Factor, if reported, represents the factor applied to the reported data due to dilution of the sample aliquot.

ND - Not Detected at or above adjusted reporting limit.

TNTC - Too Numerous To Count

J - Estimated concentration above the adjusted method detection limit and below the adjusted reporting limit.

MDL - Adjusted Method Detection Limit.

PQL - Practical Quantitation Limit.

RL - Reporting Limit - The lowest concentration value that meets project requirements for quantitative data with known precision and bias for a specific analyte in a specific matrix.

S - Surrogate

1,2-Diphenylhydrazine decomposes to and cannot be separated from Azobenzene using Method 8270. The result for each analyte is a combined concentration.

Consistent with EPA guidelines, unrounded data are displayed and have been used to calculate % recovery and RPD values.

LCS(D) - Laboratory Control Sample (Duplicate)

MS(D) - Matrix Spike (Duplicate)

DUP - Sample Duplicate

RPD - Relative Percent Difference

NC - Not Calculable.

SG - Silica Gel - Clean-Up

U - Indicates the compound was analyzed for, but not detected.

Acid preservation may not be appropriate for 2 Chloroethylvinyl ether.

A separate vial preserved to a pH of 4-5 is recommended in SW846 Chapter 4 for the analysis of Acrolein and Acrylonitrile by EPA Method 8260.

N-Nitrosodiphenylamine decomposes and cannot be separated from Diphenylamine using Method 8270. The result reported for each analyte is a combined concentration.

Pace Analytical is TNI accredited. Contact your Pace PM for the current list of accredited analytes.

TNI - The NELAC Institute.

ANALYTE QUALIFIERS

E Analyte concentration exceeded the calibration range. The reported result is estimated.

This report shall not be reproduced, except in full,
without the written consent of Pace Analytical Services, LLC.

Pace Analytical Services, LLC
9800 Kincey Ave. Suite 100
Huntersville, NC 28078
(704)875-9092

QUALITY CONTROL DATA CROSS REFERENCE TABLE

Project: Colonial Pipeline (9/15 GW)
Pace Project No.: 92495627

Lab ID	Sample ID	QC Batch Method	QC Batch	Analytical Method	Analytical Batch
92495627001	**MW-44**	EPA 504.1	566673	EPA 504.1	566775
92495627002	**MW-46**	EPA 504.1	566673	EPA 504.1	566775
92495627003	**MW-47**	EPA 504.1	566673	EPA 504.1	566775
92495627004	**MW-13**	EPA 504.1	566673	EPA 504.1	566775
92495627001	**MW-44**	MADEPV	1544807	MADEP VPH	1544807
92495627002	**MW-46**	MADEPV	1544807	MADEP VPH	1544807
92495627003	**MW-47**	MADEPV	1544807	MADEP VPH	1544807
92495627004	**MW-13**	MADEPV	1544807	MADEP VPH	1544807
92495627001	**MW-44**	EPA 3010A	566633	EPA 6010D	566656
92495627002	**MW-46**	EPA 3010A	566633	EPA 6010D	566656
92495627003	**MW-47**	EPA 3010A	566633	EPA 6010D	566656
92495627004	**MW-13**	EPA 3010A	566633	EPA 6010D	566656
92495624002	**Trip Blank-07**	SM 6200B	566800		
92495627001	**MW-44**	SM 6200B	566800		
92495627002	**MW-46**	SM 6200B	566800		
92495627003	**MW-47**	SM 6200B	566800		
92495627004	**MW-13**	SM 6200B	566800		

This report shall not be reproduced, except in full,
without the written consent of Pace Analytical Services, LLC.

Pace Analytical	Document Name: Sample Condition Upon Receipt(SCUR)	Document Revised: February 7, 2018 Page 1 of 2
	Document No.: F-CAR-CS-033-Rev.06	Issuing Authority: Pace Carolinas Quality Office

Laboratory receiving samples:
Asheville ☐ Eden ☐ Greenwood ☐ Huntersville ☑ Raleigh ☐ Mechanicsville ☐

Sample Condition Upon Receipt

Client Name: AECOM

Project # WO# : 92495627

92495627

Courier: ☐ Commercial ☐ Fed Ex ☐ Pace ☐ UPS ☐ USPS ☐ Other:____ ☑ Client

Custody Seal Present? ☐ Yes ☑ No Seals Intact? ☐ Yes ☑ No

Date/Initials Person Examining Contents: 9/15 20

Packing Material: ☐ Bubble Wrap ☑ Bubble Bags ☐ None ☐ Other

Biological Tissue Frozen? ☐ Yes ☐ No ☑ N/A

Thermometer: ☑ IR Gun ID: 92T061

Type of Ice: ☑ Wet ☐ Blue ☐ None

Cooler Temp (°C): 2.6 Correction Factor: Add/Subtract (°C) 0.0

Cooler Temp Corrected (°C): 2.6

Temp should be above freezing to 6°C
☐ Samples out of temp criteria. Samples on ice, cooling process has begun

USDA Regulated Soil (☑ N/A, water sample)
Did samples originate in a quarantine zone within the United States: CA, NY, or SC (check maps)? ☐ Yes ☐ No

Did samples originate from a foreign source (Internationally, including Hawaii and Puerto Rico)? ☐ Yes ☐ No

		Comments/Discrepancy:
Chain of Custody Present?	☑ Yes ☐ No ☐ N/A	1.
Samples Arrived within Hold Time?	☑ Yes ☐ No ☐ N/A	2.
Short Hold Time Analysis (<72 hr.)?	☐ Yes ☑ No ☐ N/A	3.
Rush Turn Around Time Requested?	☑ Yes ☐ No ☐ N/A	4.
Sufficient Volume?	☑ Yes ☐ No ☐ N/A	5.
Correct Containers Used?	☑ Yes ☐ No ☐ N/A	6.
-Pace Containers Used?	☑ Yes ☐ No ☐ N/A	
Containers Intact?	☑ Yes ☐ No ☐ N/A	7.
Dissolved analysis: Samples Field Filtered?	☐ Yes ☑ No ☐ N/A	8.
Sample Labels Match COC?	☑ Yes ☐ No ☐ N/A	9.
-Includes Date/Time/ID/Analysis Matrix: WT		
Headspace in VOA Vials (>5-6mm)?	☐ Yes ☑ No ☐ N/A	10.
Trip Blank Present?	☑ Yes ☐ No ☐ N/A	11.
Trip Blank Custody Seals Present?	☑ Yes ☐ No ☐ N/A	

Field Data Required? ☐ Yes ☐ No

COMMENTS/SAMPLE DISCREPANCY

Lot ID of split containers:

CLIENT NOTIFICATION/RESOLUTION

Person contacted: _____ Date/Time: _____

Project Manager SCURF Review: NMG Date: 9/16/20

Project Manager SRF Review: NMG Date: 9/16/20

***Check mark top half of box if pH and/or dechlorination is verified and within the acceptance range for preservation samples.**

Exceptions: VOA, Coliform, TOC, Oil and Grease, DRO/8015 (water) DOC, LLHg

****Bottom half of box is to list number of bottle**

Project # **WO# : 92495627**

PM: NMG Due Date: 09/16/20

CLIENT: 92-AECOM CHA

Item#	BP4U-125 mL Plastic Unpreserved (N/A) (Cl-)	BP3U-250 mL Plastic Unpreserved (N/A)	BP2U-500 mL Plastic Unpreserved (N/A)	BP1U-1 liter Plastic Unpreserved (N/A)	BP4S-125 mL Plastic H2SO4 (pH < 2) (Cl-)	BP3N-250 mL plastic HNO3 (pH < 2)	BP4Z-125 mL Plastic ZN Acetate & NaOH (>9)	BP4C-125 mL Plastic NaOH (pH > 12) (Cl-)	WGFU-Wide-mouthed Glass jar Unpreserved	AG1U-1 liter Amber Unpreserved (N/A) (Cl-)	AG1H-1 liter Amber HCl (pH < 2)	AG3U-250 mL Amber Unpreserved (N/A) (Cl-)	AG1S-1 liter Amber H2SO4 (pH < 2)	AG3S-250 mL Amber H2SO4 (pH < 2)	AG3A(DG3A)-250 mL Amber NH4Cl (N/A)(Cl-)	DG9H-40 mL VOA HCl (N/A)	VG9T-40 mL VOA Na2S2O3 (N/A)	VG9U-40 mL VOA Unp (N/A)	DG9P-40 mL VOA H3PO4 (N/A)	VOAK (6 vials per kit)-5035 kit (N/A)	V/GK (3 vials per kit)-VPH/Gas kit (N/A)	SP5T-125 mL Sterile Plastic (N/A – lab)	SP2T-250 mL Sterile Plastic (N/A – lab)		BP3A-250 mL Plastic (NH2)2SO4 (9.3-9.7)	AG0U-100 mL Amber Unpreserved vials (N/A)	VSGU-20 mL Scintillation vials (N/A)	DG9U-40 mL Amber Unpreserved vials (N/A)
1						1										7	3												
2						1										7	3												
3						1										7	3												
4						1										7	3												
5																													
6																													
7																													
8																													
9																													
10																													
11																													
12																													

pH Adjustment Log for Preserved Samples

Sample ID	Type of Preservative	pH upon receipt	Date preservation adjusted	Time preservation adjusted	Amount of Preservative added	Lot #

Note: Whenever there is a discrepancy affecting North Carolina compliance samples, a copy of this form will be sent to the North Carolina DEHNR Certification Office (I.e. Out of hold, Incorrect preservative, out of temp, incorrect containers.

Pace Analytical
WWW.PACELABS.COM

CHAIN-OF-CUSTODY / Analytical Request Document

The Chain-of-Custody is a LEGAL DOCUMENT. All relevant fields must be completed accurately.

Page : 1 Of 1

Section A Required Client Information:	Section B Required Project Information:	Section C Invoice Information:
Company: AECOM, Charlotte	Report To: Wreschnig, Andrew	Attention:
Address: 6000 Fairview Road	Copy To:	Company Name:
Suite 200, Charlotte, NC 28210		Address:
Email: andrew.wreschnig@aecom.com	Purchase Order #:	Pace Quote:
Phone: (980)221-7831 Fax	Project Name: Colonial Pipeline	Pace Project Manager: nicole.gasiorowski@pacelabs.com,
Requested Due Date:	Project #:	Pace Profile #: 12518

Regulatory Agency

State / Location: NC

ITEM #	SAMPLE ID (One Character per box. (A-Z, 0-9 / , -) Sample Ids must be unique)	MATRIX CODE (see valid codes to left)	SAMPLE TYPE (G=GRAB C=COMP)	COLLECTED START DATE	COLLECTED START TIME	COLLECTED END DATE	COLLECTED END TIME	SAMPLE TEMP AT COLLECTION	# OF CONTAINERS	Preservatives: Unpreserved	H2SO4	HNO3	HCl	NaOH	Na2S2O3	Methanol	Other	Analyses Test Y/N	6200	VPH	6010 Lead	504.1 EDB	Trip BLANK	Residual Chlorine (Y/N)	8260 5627
1	MW-44					9/15/20	1325	17	11			X	X				X		X	X	X	X			001
2	MW-46					9/15/20	1500	18	11			X	X				X		X	X	X	X			002
3	MW-47					9/15/20	1520	18	11			X	X				X		X	X	X	X			003
4	MW-13					9/15/20	1605	17	11			X	X				X		X	X	X	X			004
5	Trip Blank-07					9/15/20			2				X						X				X		
6																									
7																									
8																									
9																									
10																									
11																									
12																									

MATRIX CODE: Drinking Water DW; Water WT; Waste Water WW; Product P; Soil/Solid SL; Oil OL; Wipe WP; Air AR; Other OT; Tissue TS

ADDITIONAL COMMENTS	RELINQUISHED BY / AFFILIATION	DATE	TIME	ACCEPTED BY / AFFILIATION	DATE	TIME	SAMPLE CONDITIONS			
	Randy Morgan AECOM	9/15/20	1730	DJ PACE MVL	9/15	17:30	2.6	Y	N	Y

SAMPLER NAME AND SIGNATURE

PRINT Name of SAMPLER: Randy Morgan

SIGNATURE of SAMPLER: Randy Morgan

DATE Signed: 9-15-20

TEMP in C	Received on Ice (Y/N)	Custody Sealed Cooler (Y/N)	Samples Intact (Y/N)

Pace Analytical Services, LLC
9800 Kincey Ave. Suite 100
Huntersville, NC 28078
(704)875-9092

September 21, 2020

Andrew Wreschnig
AECOM
6000 Fairview Road
Suite 200
Charlotte, NC 28210

RE: Project: Colonial Pipeline (9/16 GW)
Pace Project No.: 92495905

Dear Andrew Wreschnig:

Enclosed are the analytical results for sample(s) received by the laboratory on September 16, 2020. The results relate only to the samples included in this report. Results reported herein conform to the applicable TNI/NELAC Standards and the laboratory's Quality Manual, where applicable, unless otherwise noted in the body of the report.

The test results provided in this final report were generated by each of the following laboratories within the Pace Network:

- Pace National - Mt. Juliet
- Pace Analytical Services - Asheville
- Pace Analytical Services - Charlotte

If you have any questions concerning this report, please feel free to contact me.

Sincerely,

Nicole Gasiorowski

Nicole Gasiorowski
nicole.gasiorowski@pacelabs.com
(704)875-9092
Project Manager

Enclosures

cc: Jeff Morrison, Colonial Pipeline Company

This report shall not be reproduced, except in full,
without the written consent of Pace Analytical Services, LLC.

Pace Analytical Services, LLC
9800 Kincey Ave. Suite 100
Huntersville, NC 28078
(704)875-9092

CERTIFICATIONS

Project: Colonial Pipeline (9/16 GW)
Pace Project No.: 92495905

Pace Analytical Services National

12065 Lebanon Road, Mt. Juliet, TN 37122
Alabama Certification #: 40660
Alaska Certification 17-026
Arizona Certification #: AZ0612
Arkansas Certification #: 88-0469
California Certification #: 2932
Canada Certification #: 1461.01
Colorado Certification #: TN00003
Connecticut Certification #: PH-0197
DOD Certification: #1461.01
EPA# TN00003
Florida Certification #: E87487
Georgia DW Certification #: 923
Georgia Certification: NELAP
Idaho Certification #: TN00003
Illinois Certification #: 200008
Indiana Certification #: C-TN-01
Iowa Certification #: 364
Kansas Certification #: E-10277
Kentucky UST Certification #: 16
Kentucky Certification #: 90010
Louisiana Certification #: AI30792
Louisiana DW Certification #: LA180010
Maine Certification #: TN0002
Maryland Certification #: 324
Massachusetts Certification #: M-TN003
Michigan Certification #: 9958
Minnesota Certification #: 047-999-395
Mississippi Certification #: TN00003
Missouri Certification #: 340
Montana Certification #: CERT0086
Nebraska Certification #: NE-OS-15-05
Nevada Certification #: TN-03-2002-34
New Hampshire Certification #: 2975
New Jersey Certification #: TN002
New Mexico DW Certification
New York Certification #: 11742
North Carolina Aquatic Toxicity Certification #: 41
North Carolina Drinking Water Certification #: 21704
North Carolina Environmental Certificate #: 375
North Dakota Certification #: R-140
Ohio VAP Certification #: CL0069
Oklahoma Certification #: 9915
Oregon Certification #: TN200002
Pennsylvania Certification #: 68-02979
Rhode Island Certification #: LAO00356
South Carolina Certification #: 84004
South Dakota Certification
Tennessee DW/Chem/Micro Certification #: 2006
Texas Certification #: T 104704245-17-14
Texas Mold Certification #: LAB0152
USDA Soil Permit #: P330-15-00234
Utah Certification #: TN00003
Virginia Certification #: VT2006
Vermont Dept. of Health: ID# VT-2006
Virginia Certification #: 460132
Washington Certification #: C847
West Virginia Certification #: 233
Wisconsin Certification #: 9980939910
Wyoming UST Certification #: via A2LA 2926.01
A2LA-ISO 17025 Certification #: 1461.01
A2LA-ISO 17025 Certification #: 1461.02
AIHA-LAP/LLC EMLAP Certification #:100789

Pace Analytical Services Charlotte

9800 Kincey Ave. Ste 100, Huntersville, NC 28078
Louisiana/NELAP Certification # LA170028
North Carolina Drinking Water Certification #: 37706
North Carolina Field Services Certification #: 5342
North Carolina Wastewater Certification #: 12
South Carolina Certification #: 99006001
Florida/NELAP Certification #: E87627
Kentucky UST Certification #: 84
Virginia/VELAP Certification #: 460221

Pace Analytical Services Asheville

2225 Riverside Drive, Asheville, NC 28804
Florida/NELAP Certification #: E87648
Massachusetts Certification #: M-NC030
North Carolina Drinking Water Certification #: 37712
North Carolina Wastewater Certification #: 40
South Carolina Certification #: 99030001
Virginia/VELAP Certification #: 460222

REPORT OF LABORATORY ANALYSIS

This report shall not be reproduced, except in full,
without the written consent of Pace Analytical Services, LLC.

Pace Analytical Services, LLC
9800 Kincey Ave. Suite 100
Huntersville, NC 28078
(704)875-9092

SAMPLE ANALYTE COUNT

Project: Colonial Pipeline (9/16 GW)
Pace Project No.: 92495905

Lab ID	Sample ID	Method	Analysts	Analytes Reported	Laboratory
92495905001	**MW-16**	EPA 504.1	JMS1	2	PASI-C
		MADEP VPH	ADM	6	PAN
		EPA 6010D	RDT	1	PASI-A
		SM 6200B	CL	62	PASI-C
92495905002	**MW-17**	EPA 504.1	JMS1	2	PASI-C
		MADEP VPH	ADM	6	PAN
		EPA 6010D	RDT	1	PASI-A
		SM 6200B	CL	62	PASI-C
92495905003	**MW-19**	EPA 504.1	JMS1	2	PASI-C
		MADEP VPH	ADM	6	PAN
		EPA 6010D	RDT	1	PASI-A
		SM 6200B	CL	62	PASI-C
92495905004	**MW-21**	EPA 504.1	JMS1	2	PASI-C
		MADEP VPH	ADM	6	PAN
		EPA 6010D	RDT	1	PASI-A
		SM 6200B	CL	62	PASI-C
92495907003	**Trip Blank-07**	SM 6200B	CL	62	PASI-C

PAN = Pace National - Mt. Juliet
PASI-A = Pace Analytical Services - Asheville
PASI-C = Pace Analytical Services - Charlotte

This report shall not be reproduced, except in full,
without the written consent of Pace Analytical Services, LLC.

Pace Analytical Services, LLC
9800 Kincey Ave. Suite 100
Huntersville, NC 28078
(704)875-9092

ANALYTICAL RESULTS

Project: Colonial Pipeline (9/16 GW)
Pace Project No.: 92495905

Sample: MW-16 **Lab ID: 92495905001** Collected: 09/16/20 14:35 Received: 09/16/20 18:12 Matrix: Water

Parameters	Results	Units	Report Limit	DF	Prepared	Analyzed	CAS No.	Qual
504 GCS EDB and DBCP	Analytical Method: EPA 504.1 Preparation Method: EPA 504.1							
	Pace Analytical Services - Charlotte							
1,2-Dibromoethane (EDB)	ND	ug/L	0.021	1	09/17/20 07:15	09/17/20 10:49	106-93-4	
Surrogates								
1-Chloro-2-bromopropane (S)	103	%	70-130	1	09/17/20 07:15	09/17/20 10:49	301-79-56	
MADEPV	Analytical Method: MADEP VPH Preparation Method: MADEPV							
	Pace National - Mt. Juliet							
Aliphatic (C05-C08)	ND	ug/L	100	1	09/19/20 08:09	09/19/20 08:09		
Aliphatic (C09-C12)	ND	ug/L	100	1	09/19/20 08:09	09/19/20 08:09		
Aromatic (C09-C10),Unadjusted	ND	ug/L	100	1	09/19/20 08:09	09/19/20 08:09	TPHC9C10A	
Total VPH	ND	ug/L	100	1	09/19/20 08:09	09/19/20 08:09	VPH	
Surrogates								
2,5-Dibromotoluene (FID)	90.9	%	70.0-130	1	09/19/20 08:09	09/19/20 08:09	615-59-8FID	
2,5-Dibromotoluene (PID)	81.6	%	70.0-130	1	09/19/20 08:09	09/19/20 08:09	615-59-8PID	
6010 MET ICP	Analytical Method: EPA 6010D Preparation Method: EPA 3010A							
	Pace Analytical Services - Asheville							
Lead	ND	ug/L	5.0	1	09/17/20 02:13	09/17/20 08:23	7439-92-1	
6200B MSV	Analytical Method: SM 6200B							
	Pace Analytical Services - Charlotte							
Benzene	ND	ug/L	0.50	1		09/17/20 14:07	71-43-2	
Bromobenzene	ND	ug/L	0.50	1		09/17/20 14:07	108-86-1	
Bromochloromethane	ND	ug/L	0.50	1		09/17/20 14:07	74-97-5	
Bromodichloromethane	**0.78**	ug/L	0.50	1		09/17/20 14:07	75-27-4	
Bromoform	ND	ug/L	0.50	1		09/17/20 14:07	75-25-2	
Bromomethane	ND	ug/L	5.0	1		09/17/20 14:07	74-83-9	
n-Butylbenzene	ND	ug/L	0.50	1		09/17/20 14:07	104-51-8	
sec-Butylbenzene	ND	ug/L	0.50	1		09/17/20 14:07	135-98-8	
tert-Butylbenzene	ND	ug/L	0.50	1		09/17/20 14:07	98-06-6	
Carbon tetrachloride	ND	ug/L	0.50	1		09/17/20 14:07	56-23-5	
Chlorobenzene	ND	ug/L	0.50	1		09/17/20 14:07	108-90-7	
Chloroethane	ND	ug/L	1.0	1		09/17/20 14:07	75-00-3	
Chloroform	**5.9**	ug/L	0.50	1		09/17/20 14:07	67-66-3	
Chloromethane	ND	ug/L	1.0	1		09/17/20 14:07	74-87-3	
2-Chlorotoluene	ND	ug/L	0.50	1		09/17/20 14:07	95-49-8	
4-Chlorotoluene	ND	ug/L	0.50	1		09/17/20 14:07	106-43-4	
1,2-Dibromo-3-chloropropane	ND	ug/L	1.0	1		09/17/20 14:07	96-12-8	
Dibromochloromethane	ND	ug/L	0.50	1		09/17/20 14:07	124-48-1	
Dibromomethane	ND	ug/L	0.50	1		09/17/20 14:07	74-95-3	
1,2-Dichlorobenzene	ND	ug/L	0.50	1		09/17/20 14:07	95-50-1	
1,3-Dichlorobenzene	ND	ug/L	0.50	1		09/17/20 14:07	541-73-1	
1,4-Dichlorobenzene	ND	ug/L	0.50	1		09/17/20 14:07	106-46-7	
Dichlorodifluoromethane	ND	ug/L	0.50	1		09/17/20 14:07	75-71-8	
1,1-Dichloroethane	ND	ug/L	0.50	1		09/17/20 14:07	75-34-3	
1,2-Dichloroethane	ND	ug/L	0.50	1		09/17/20 14:07	107-06-2	
1,1-Dichloroethene	ND	ug/L	0.50	1		09/17/20 14:07	75-35-4	

REPORT OF LABORATORY ANALYSIS

This report shall not be reproduced, except in full,
without the written consent of Pace Analytical Services, LLC.

Pace Analytical Services, LLC
9800 Kincey Ave. Suite 100
Huntersville, NC 28078
(704)875-9092

ANALYTICAL RESULTS

Project: Colonial Pipeline (9/16 GW)
Pace Project No.: 92495905

Sample: MW-16 **Lab ID: 92495905001** Collected: 09/16/20 14:35 Received: 09/16/20 18:12 Matrix: Water

Parameters	Results	Units	Report Limit	DF	Prepared	Analyzed	CAS No.	Qual
6200B MSV	Analytical Method: SM 6200B Pace Analytical Services - Charlotte							
cis-1,2-Dichloroethene	ND	ug/L	0.50	1		09/17/20 14:07	156-59-2	
trans-1,2-Dichloroethene	ND	ug/L	0.50	1		09/17/20 14:07	156-60-5	
1,2-Dichloropropane	ND	ug/L	0.50	1		09/17/20 14:07	78-87-5	
1,3-Dichloropropane	ND	ug/L	0.50	1		09/17/20 14:07	142-28-9	
2,2-Dichloropropane	ND	ug/L	0.50	1		09/17/20 14:07	594-20-7	
1,1-Dichloropropene	ND	ug/L	0.50	1		09/17/20 14:07	563-58-6	
cis-1,3-Dichloropropene	ND	ug/L	0.50	1		09/17/20 14:07	10061-01-5	
trans-1,3-Dichloropropene	ND	ug/L	0.50	1		09/17/20 14:07	10061-02-6	
Diisopropyl ether	ND	ug/L	0.50	1		09/17/20 14:07	108-20-3	
Ethylbenzene	ND	ug/L	0.50	1		09/17/20 14:07	100-41-4	
Hexachloro-1,3-butadiene	ND	ug/L	2.0	1		09/17/20 14:07	87-68-3	
Isopropylbenzene (Cumene)	ND	ug/L	0.50	1		09/17/20 14:07	98-82-8	
Methylene Chloride	ND	ug/L	2.0	1		09/17/20 14:07	75-09-2	
Methyl-tert-butyl ether	ND	ug/L	0.50	1		09/17/20 14:07	1634-04-4	
Naphthalene	ND	ug/L	2.0	1		09/17/20 14:07	91-20-3	
n-Propylbenzene	ND	ug/L	0.50	1		09/17/20 14:07	103-65-1	
Styrene	ND	ug/L	0.50	1		09/17/20 14:07	100-42-5	
1,1,1,2-Tetrachloroethane	ND	ug/L	0.50	1		09/17/20 14:07	630-20-6	
1,1,2,2-Tetrachloroethane	ND	ug/L	0.50	1		09/17/20 14:07	79-34-5	
Tetrachloroethene	ND	ug/L	0.50	1		09/17/20 14:07	127-18-4	
Toluene	ND	ug/L	0.50	1		09/17/20 14:07	108-88-3	
1,2,3-Trichlorobenzene	ND	ug/L	2.0	1		09/17/20 14:07	87-61-6	
1,2,4-Trichlorobenzene	ND	ug/L	2.0	1		09/17/20 14:07	120-82-1	
1,1,1-Trichloroethane	ND	ug/L	0.50	1		09/17/20 14:07	71-55-6	
1,1,2-Trichloroethane	ND	ug/L	0.50	1		09/17/20 14:07	79-00-5	
Trichloroethene	ND	ug/L	0.50	1		09/17/20 14:07	79-01-6	
Trichlorofluoromethane	ND	ug/L	1.0	1		09/17/20 14:07	75-69-4	
1,2,3-Trichloropropane	ND	ug/L	0.50	1		09/17/20 14:07	96-18-4	
1,2,4-Trimethylbenzene	ND	ug/L	0.50	1		09/17/20 14:07	95-63-6	
1,3,5-Trimethylbenzene	ND	ug/L	0.50	1		09/17/20 14:07	108-67-8	
Vinyl chloride	ND	ug/L	1.0	1		09/17/20 14:07	75-01-4	
m&p-Xylene	ND	ug/L	1.0	1		09/17/20 14:07	179601-23-1	
o-Xylene	ND	ug/L	0.50	1		09/17/20 14:07	95-47-6	
Surrogates								
1,2-Dichloroethane-d4 (S)	85	%	70-130	1		09/17/20 14:07	17060-07-0	
4-Bromofluorobenzene (S)	94	%	70-130	1		09/17/20 14:07	460-00-4	
Toluene-d8 (S)	100	%	70-130	1		09/17/20 14:07	2037-26-5	

REPORT OF LABORATORY ANALYSIS

This report shall not be reproduced, except in full,
without the written consent of Pace Analytical Services, LLC.

Pace Analytical Services, LLC
9800 Kincey Ave. Suite 100
Huntersville, NC 28078
(704)875-9092

ANALYTICAL RESULTS

Project: Colonial Pipeline (9/16 GW)
Pace Project No.: 92495905

Sample: MW-17 **Lab ID: 92495905002** Collected: 09/16/20 14:55 Received: 09/16/20 18:12 Matrix: Water

Parameters	Results	Units	Report Limit	DF	Prepared	Analyzed	CAS No.	Qual
504 GCS EDB and DBCP	Analytical Method: EPA 504.1 Preparation Method: EPA 504.1 Pace Analytical Services - Charlotte							
1,2-Dibromoethane (EDB)	ND	ug/L	0.020	1	09/17/20 07:15	09/17/20 11:12	106-93-4	
Surrogates								
1-Chloro-2-bromopropane (S)	117	%	70-130	1	09/17/20 07:15	09/17/20 11:12	301-79-56	
MADEPV	Analytical Method: MADEP VPH Preparation Method: MADEPV Pace National - Mt. Juliet							
Aliphatic (C05-C08)	ND	ug/L	100	1	09/19/20 08:42	09/19/20 08:42		
Aliphatic (C09-C12)	ND	ug/L	100	1	09/19/20 08:42	09/19/20 08:42		
Aromatic (C09-C10),Unadjusted	ND	ug/L	100	1	09/19/20 08:42	09/19/20 08:42	TPHC9C10A	
Total VPH	**109**	ug/L	100	1	09/19/20 08:42	09/19/20 08:42	VPH	
Surrogates								
2,5-Dibromotoluene (FID)	94.6	%	70.0-130	1	09/19/20 08:42	09/19/20 08:42	615-59-8FID	
2,5-Dibromotoluene (PID)	87.6	%	70.0-130	1	09/19/20 08:42	09/19/20 08:42	615-59-8PID	
6010 MET ICP	Analytical Method: EPA 6010D Preparation Method: EPA 3010A Pace Analytical Services - Asheville							
Lead	ND	ug/L	5.0	1	09/17/20 02:13	09/17/20 08:35	7439-92-1	
6200B MSV	Analytical Method: SM 6200B Pace Analytical Services - Charlotte							
Benzene	**0.60**	ug/L	0.50	1		09/17/20 13:49	71-43-2	
Bromobenzene	ND	ug/L	0.50	1		09/17/20 13:49	108-86-1	
Bromochloromethane	ND	ug/L	0.50	1		09/17/20 13:49	74-97-5	
Bromodichloromethane	**1.4**	ug/L	0.50	1		09/17/20 13:49	75-27-4	
Bromoform	ND	ug/L	0.50	1		09/17/20 13:49	75-25-2	
Bromomethane	ND	ug/L	5.0	1		09/17/20 13:49	74-83-9	
n-Butylbenzene	ND	ug/L	0.50	1		09/17/20 13:49	104-51-8	
sec-Butylbenzene	ND	ug/L	0.50	1		09/17/20 13:49	135-98-8	
tert-Butylbenzene	ND	ug/L	0.50	1		09/17/20 13:49	98-06-6	
Carbon tetrachloride	ND	ug/L	0.50	1		09/17/20 13:49	56-23-5	
Chlorobenzene	ND	ug/L	0.50	1		09/17/20 13:49	108-90-7	
Chloroethane	ND	ug/L	1.0	1		09/17/20 13:49	75-00-3	
Chloroform	**16.2**	ug/L	0.50	1		09/17/20 13:49	67-66-3	
Chloromethane	ND	ug/L	1.0	1		09/17/20 13:49	74-87-3	
2-Chlorotoluene	ND	ug/L	0.50	1		09/17/20 13:49	95-49-8	
4-Chlorotoluene	ND	ug/L	0.50	1		09/17/20 13:49	106-43-4	
1,2-Dibromo-3-chloropropane	ND	ug/L	1.0	1		09/17/20 13:49	96-12-8	
Dibromochloromethane	ND	ug/L	0.50	1		09/17/20 13:49	124-48-1	
Dibromomethane	ND	ug/L	0.50	1		09/17/20 13:49	74-95-3	
1,2-Dichlorobenzene	ND	ug/L	0.50	1		09/17/20 13:49	95-50-1	
1,3-Dichlorobenzene	ND	ug/L	0.50	1		09/17/20 13:49	541-73-1	
1,4-Dichlorobenzene	ND	ug/L	0.50	1		09/17/20 13:49	106-46-7	
Dichlorodifluoromethane	ND	ug/L	0.50	1		09/17/20 13:49	75-71-8	
1,1-Dichloroethane	ND	ug/L	0.50	1		09/17/20 13:49	75-34-3	
1,2-Dichloroethane	ND	ug/L	0.50	1		09/17/20 13:49	107-06-2	
1,1-Dichloroethene	ND	ug/L	0.50	1		09/17/20 13:49	75-35-4	

REPORT OF LABORATORY ANALYSIS

This report shall not be reproduced, except in full,
without the written consent of Pace Analytical Services, LLC.

Pace Analytical Services, LLC
9800 Kincey Ave. Suite 100
Huntersville, NC 28078
(704)875-9092

ANALYTICAL RESULTS

Project: Colonial Pipeline (9/16 GW)
Pace Project No.: 92495905

Sample: MW-17 **Lab ID: 92495905002** Collected: 09/16/20 14:55 Received: 09/16/20 18:12 Matrix: Water

Parameters	Results	Units	Report Limit	DF	Prepared	Analyzed	CAS No.	Qual
6200B MSV	Analytical Method: SM 6200B Pace Analytical Services - Charlotte							
cis-1,2-Dichloroethene	ND	ug/L	0.50	1		09/17/20 13:49	156-59-2	
trans-1,2-Dichloroethene	ND	ug/L	0.50	1		09/17/20 13:49	156-60-5	
1,2-Dichloropropane	ND	ug/L	0.50	1		09/17/20 13:49	78-87-5	
1,3-Dichloropropane	ND	ug/L	0.50	1		09/17/20 13:49	142-28-9	
2,2-Dichloropropane	ND	ug/L	0.50	1		09/17/20 13:49	594-20-7	
1,1-Dichloropropene	ND	ug/L	0.50	1		09/17/20 13:49	563-58-6	
cis-1,3-Dichloropropene	ND	ug/L	0.50	1		09/17/20 13:49	10061-01-5	
trans-1,3-Dichloropropene	ND	ug/L	0.50	1		09/17/20 13:49	10061-02-6	
Diisopropyl ether	ND	ug/L	0.50	1		09/17/20 13:49	108-20-3	
Ethylbenzene	**1.4**	ug/L	0.50	1		09/17/20 13:49	100-41-4	
Hexachloro-1,3-butadiene	ND	ug/L	2.0	1		09/17/20 13:49	87-68-3	
Isopropylbenzene (Cumene)	ND	ug/L	0.50	1		09/17/20 13:49	98-82-8	
Methylene Chloride	ND	ug/L	2.0	1		09/17/20 13:49	75-09-2	
Methyl-tert-butyl ether	ND	ug/L	0.50	1		09/17/20 13:49	1634-04-4	
Naphthalene	ND	ug/L	2.0	1		09/17/20 13:49	91-20-3	
n-Propylbenzene	ND	ug/L	0.50	1		09/17/20 13:49	103-65-1	
Styrene	ND	ug/L	0.50	1		09/17/20 13:49	100-42-5	
1,1,1,2-Tetrachloroethane	ND	ug/L	0.50	1		09/17/20 13:49	630-20-6	
1,1,2,2-Tetrachloroethane	ND	ug/L	0.50	1		09/17/20 13:49	79-34-5	
Tetrachloroethene	**2.7**	ug/L	0.50	1		09/17/20 13:49	127-18-4	
Toluene	**5.4**	ug/L	0.50	1		09/17/20 13:49	108-88-3	
1,2,3-Trichlorobenzene	ND	ug/L	2.0	1		09/17/20 13:49	87-61-6	
1,2,4-Trichlorobenzene	ND	ug/L	2.0	1		09/17/20 13:49	120-82-1	
1,1,1-Trichloroethane	ND	ug/L	0.50	1		09/17/20 13:49	71-55-6	
1,1,2-Trichloroethane	ND	ug/L	0.50	1		09/17/20 13:49	79-00-5	
Trichloroethene	ND	ug/L	0.50	1		09/17/20 13:49	79-01-6	
Trichlorofluoromethane	ND	ug/L	1.0	1		09/17/20 13:49	75-69-4	
1,2,3-Trichloropropane	ND	ug/L	0.50	1		09/17/20 13:49	96-18-4	
1,2,4-Trimethylbenzene	**3.7**	ug/L	0.50	1		09/17/20 13:49	95-63-6	
1,3,5-Trimethylbenzene	**1.3**	ug/L	0.50	1		09/17/20 13:49	108-67-8	
Vinyl chloride	ND	ug/L	1.0	1		09/17/20 13:49	75-01-4	
m&p-Xylene	**7.2**	ug/L	1.0	1		09/17/20 13:49	179601-23-1	
o-Xylene	**3.3**	ug/L	0.50	1		09/17/20 13:49	95-47-6	
Surrogates								
1,2-Dichloroethane-d4 (S)	84	%	70-130	1		09/17/20 13:49	17060-07-0	
4-Bromofluorobenzene (S)	94	%	70-130	1		09/17/20 13:49	460-00-4	
Toluene-d8 (S)	99	%	70-130	1		09/17/20 13:49	2037-26-5	

REPORT OF LABORATORY ANALYSIS

This report shall not be reproduced, except in full,
without the written consent of Pace Analytical Services, LLC.

Pace Analytical Services, LLC
9800 Kincey Ave. Suite 100
Huntersville, NC 28078
(704)875-9092

ANALYTICAL RESULTS

Project: Colonial Pipeline (9/16 GW)
Pace Project No.: 92495905

Sample: MW-19 **Lab ID: 92495905003** Collected: 09/16/20 15:15 Received: 09/16/20 18:12 Matrix: Water

Parameters	Results	Units	Report Limit	DF	Prepared	Analyzed	CAS No.	Qual
504 GCS EDB and DBCP	Analytical Method: EPA 504.1 Preparation Method: EPA 504.1 Pace Analytical Services - Charlotte							
1,2-Dibromoethane (EDB)	ND	ug/L	0.020	1	09/17/20 07:15	09/17/20 11:48	106-93-4	
Surrogates								
1-Chloro-2-bromopropane (S)	102	%	70-130	1	09/17/20 07:15	09/17/20 11:48	301-79-56	
MADEPV	Analytical Method: MADEP VPH Preparation Method: MADEPV Pace National - Mt. Juliet							
Aliphatic (C05-C08)	ND	ug/L	100	1	09/19/20 09:15	09/19/20 09:15		
Aliphatic (C09-C12)	ND	ug/L	100	1	09/19/20 09:15	09/19/20 09:15		
Aromatic (C09-C10),Unadjusted	ND	ug/L	100	1	09/19/20 09:15	09/19/20 09:15	TPHC9C10A	
Total VPH	ND	ug/L	100	1	09/19/20 09:15	09/19/20 09:15	VPH	
Surrogates								
2,5-Dibromotoluene (FID)	92.3	%	70.0-130	1	09/19/20 09:15	09/19/20 09:15	615-59-8FID	
2,5-Dibromotoluene (PID)	86.0	%	70.0-130	1	09/19/20 09:15	09/19/20 09:15	615-59-8PID	
6010 MET ICP	Analytical Method: EPA 6010D Preparation Method: EPA 3010A Pace Analytical Services - Asheville							
Lead	ND	ug/L	5.0	1	09/17/20 02:13	09/17/20 08:38	7439-92-1	
6200B MSV	Analytical Method: SM 6200B Pace Analytical Services - Charlotte							
Benzene	**0.80**	ug/L	0.50	1		09/17/20 14:44	71-43-2	
Bromobenzene	ND	ug/L	0.50	1		09/17/20 14:44	108-86-1	
Bromochloromethane	ND	ug/L	0.50	1		09/17/20 14:44	74-97-5	
Bromodichloromethane	**3.3**	ug/L	0.50	1		09/17/20 14:44	75-27-4	
Bromoform	ND	ug/L	0.50	1		09/17/20 14:44	75-25-2	
Bromomethane	ND	ug/L	5.0	1		09/17/20 14:44	74-83-9	
n-Butylbenzene	ND	ug/L	0.50	1		09/17/20 14:44	104-51-8	
sec-Butylbenzene	ND	ug/L	0.50	1		09/17/20 14:44	135-98-8	
tert-Butylbenzene	ND	ug/L	0.50	1		09/17/20 14:44	98-06-6	
Carbon tetrachloride	ND	ug/L	0.50	1		09/17/20 14:44	56-23-5	
Chlorobenzene	ND	ug/L	0.50	1		09/17/20 14:44	108-90-7	
Chloroethane	ND	ug/L	1.0	1		09/17/20 14:44	75-00-3	
Chloroform	**30.8**	ug/L	0.50	1		09/17/20 14:44	67-66-3	
Chloromethane	ND	ug/L	1.0	1		09/17/20 14:44	74-87-3	
2-Chlorotoluene	ND	ug/L	0.50	1		09/17/20 14:44	95-49-8	
4-Chlorotoluene	ND	ug/L	0.50	1		09/17/20 14:44	106-43-4	
1,2-Dibromo-3-chloropropane	ND	ug/L	1.0	1		09/17/20 14:44	96-12-8	
Dibromochloromethane	**0.79**	ug/L	0.50	1		09/17/20 14:44	124-48-1	
Dibromomethane	ND	ug/L	0.50	1		09/17/20 14:44	74-95-3	
1,2-Dichlorobenzene	ND	ug/L	0.50	1		09/17/20 14:44	95-50-1	
1,3-Dichlorobenzene	ND	ug/L	0.50	1		09/17/20 14:44	541-73-1	
1,4-Dichlorobenzene	ND	ug/L	0.50	1		09/17/20 14:44	106-46-7	
Dichlorodifluoromethane	ND	ug/L	0.50	1		09/17/20 14:44	75-71-8	
1,1-Dichloroethane	ND	ug/L	0.50	1		09/17/20 14:44	75-34-3	
1,2-Dichloroethane	ND	ug/L	0.50	1		09/17/20 14:44	107-06-2	
1,1-Dichloroethene	ND	ug/L	0.50	1		09/17/20 14:44	75-35-4	

REPORT OF LABORATORY ANALYSIS

This report shall not be reproduced, except in full,
without the written consent of Pace Analytical Services, LLC.

Pace Analytical Services, LLC
9800 Kincey Ave. Suite 100
Huntersville, NC 28078
(704)875-9092

ANALYTICAL RESULTS

Project: Colonial Pipeline (9/16 GW)
Pace Project No.: 92495905

Sample: MW-19 **Lab ID: 92495905003** Collected: 09/16/20 15:15 Received: 09/16/20 18:12 Matrix: Water

Parameters	Results	Units	Report Limit	DF	Prepared	Analyzed	CAS No.	Qual
6200B MSV	Analytical Method: SM 6200B Pace Analytical Services - Charlotte							
cis-1,2-Dichloroethene	ND	ug/L	0.50	1		09/17/20 14:44	156-59-2	
trans-1,2-Dichloroethene	ND	ug/L	0.50	1		09/17/20 14:44	156-60-5	
1,2-Dichloropropane	ND	ug/L	0.50	1		09/17/20 14:44	78-87-5	
1,3-Dichloropropane	ND	ug/L	0.50	1		09/17/20 14:44	142-28-9	
2,2-Dichloropropane	ND	ug/L	0.50	1		09/17/20 14:44	594-20-7	
1,1-Dichloropropene	ND	ug/L	0.50	1		09/17/20 14:44	563-58-6	
cis-1,3-Dichloropropene	ND	ug/L	0.50	1		09/17/20 14:44	10061-01-5	
trans-1,3-Dichloropropene	ND	ug/L	0.50	1		09/17/20 14:44	10061-02-6	
Diisopropyl ether	ND	ug/L	0.50	1		09/17/20 14:44	108-20-3	
Ethylbenzene	ND	ug/L	0.50	1		09/17/20 14:44	100-41-4	
Hexachloro-1,3-butadiene	ND	ug/L	2.0	1		09/17/20 14:44	87-68-3	
Isopropylbenzene (Cumene)	ND	ug/L	0.50	1		09/17/20 14:44	98-82-8	
Methylene Chloride	ND	ug/L	2.0	1		09/17/20 14:44	75-09-2	
Methyl-tert-butyl ether	ND	ug/L	0.50	1		09/17/20 14:44	1634-04-4	
Naphthalene	ND	ug/L	2.0	1		09/17/20 14:44	91-20-3	
n-Propylbenzene	ND	ug/L	0.50	1		09/17/20 14:44	103-65-1	
Styrene	ND	ug/L	0.50	1		09/17/20 14:44	100-42-5	
1,1,1,2-Tetrachloroethane	ND	ug/L	0.50	1		09/17/20 14:44	630-20-6	
1,1,2,2-Tetrachloroethane	ND	ug/L	0.50	1		09/17/20 14:44	79-34-5	
Tetrachloroethene	**2.4**	ug/L	0.50	1		09/17/20 14:44	127-18-4	
Toluene	**1.4**	ug/L	0.50	1		09/17/20 14:44	108-88-3	
1,2,3-Trichlorobenzene	ND	ug/L	2.0	1		09/17/20 14:44	87-61-6	
1,2,4-Trichlorobenzene	ND	ug/L	2.0	1		09/17/20 14:44	120-82-1	
1,1,1-Trichloroethane	ND	ug/L	0.50	1		09/17/20 14:44	71-55-6	
1,1,2-Trichloroethane	ND	ug/L	0.50	1		09/17/20 14:44	79-00-5	
Trichloroethene	ND	ug/L	0.50	1		09/17/20 14:44	79-01-6	
Trichlorofluoromethane	ND	ug/L	1.0	1		09/17/20 14:44	75-69-4	
1,2,3-Trichloropropane	ND	ug/L	0.50	1		09/17/20 14:44	96-18-4	
1,2,4-Trimethylbenzene	ND	ug/L	0.50	1		09/17/20 14:44	95-63-6	
1,3,5-Trimethylbenzene	ND	ug/L	0.50	1		09/17/20 14:44	108-67-8	
Vinyl chloride	ND	ug/L	1.0	1		09/17/20 14:44	75-01-4	
m&p-Xylene	ND	ug/L	1.0	1		09/17/20 14:44	179601-23-1	
o-Xylene	**0.53**	ug/L	0.50	1		09/17/20 14:44	95-47-6	
Surrogates								
1,2-Dichloroethane-d4 (S)	84	%	70-130	1		09/17/20 14:44	17060-07-0	
4-Bromofluorobenzene (S)	94	%	70-130	1		09/17/20 14:44	460-00-4	
Toluene-d8 (S)	101	%	70-130	1		09/17/20 14:44	2037-26-5	

REPORT OF LABORATORY ANALYSIS

This report shall not be reproduced, except in full,
without the written consent of Pace Analytical Services, LLC.

Pace Analytical Services, LLC
9800 Kincey Ave. Suite 100
Huntersville, NC 28078
(704)875-9092

ANALYTICAL RESULTS

Project: Colonial Pipeline (9/16 GW)
Pace Project No.: 92495905

Sample: MW-21 **Lab ID: 92495905004** Collected: 09/16/20 15:30 Received: 09/16/20 18:12 Matrix: Water

Parameters	Results	Units	Report Limit	DF	Prepared	Analyzed	CAS No.	Qual
504 GCS EDB and DBCP	Analytical Method: EPA 504.1 Preparation Method: EPA 504.1 Pace Analytical Services - Charlotte							
1,2-Dibromoethane (EDB)	ND	ug/L	0.020	1	09/17/20 07:15	09/17/20 12:00	106-93-4	
Surrogates								
1-Chloro-2-bromopropane (S)	102	%	70-130	1	09/17/20 07:15	09/17/20 12:00	301-79-56	
MADEPV	Analytical Method: MADEP VPH Preparation Method: MADEPV Pace National - Mt. Juliet							
Aliphatic (C05-C08)	ND	ug/L	100	1	09/19/20 09:48	09/19/20 09:48		
Aliphatic (C09-C12)	ND	ug/L	100	1	09/19/20 09:48	09/19/20 09:48		
Aromatic (C09-C10),Unadjusted	ND	ug/L	100	1	09/19/20 09:48	09/19/20 09:48	TPHC9C10A	
Total VPH	ND	ug/L	100	1	09/19/20 09:48	09/19/20 09:48	VPH	
Surrogates								
2,5-Dibromotoluene (FID)	92.9	%	70.0-130	1	09/19/20 09:48	09/19/20 09:48	615-59-8FID	
2,5-Dibromotoluene (PID)	86.6	%	70.0-130	1	09/19/20 09:48	09/19/20 09:48	615-59-8PID	
6010 MET ICP	Analytical Method: EPA 6010D Preparation Method: EPA 3010A Pace Analytical Services - Asheville							
Lead	ND	ug/L	5.0	1	09/17/20 02:13	09/17/20 08:42	7439-92-1	
6200B MSV	Analytical Method: SM 6200B Pace Analytical Services - Charlotte							
Benzene	ND	ug/L	0.50	1		09/17/20 14:25	71-43-2	
Bromobenzene	ND	ug/L	0.50	1		09/17/20 14:25	108-86-1	
Bromochloromethane	ND	ug/L	0.50	1		09/17/20 14:25	74-97-5	
Bromodichloromethane	ND	ug/L	0.50	1		09/17/20 14:25	75-27-4	
Bromoform	ND	ug/L	0.50	1		09/17/20 14:25	75-25-2	
Bromomethane	ND	ug/L	5.0	1		09/17/20 14:25	74-83-9	
n-Butylbenzene	ND	ug/L	0.50	1		09/17/20 14:25	104-51-8	
sec-Butylbenzene	ND	ug/L	0.50	1		09/17/20 14:25	135-98-8	
tert-Butylbenzene	ND	ug/L	0.50	1		09/17/20 14:25	98-06-6	
Carbon tetrachloride	ND	ug/L	0.50	1		09/17/20 14:25	56-23-5	
Chlorobenzene	ND	ug/L	0.50	1		09/17/20 14:25	108-90-7	
Chloroethane	ND	ug/L	1.0	1		09/17/20 14:25	75-00-3	
Chloroform	**8.0**	ug/L	0.50	1		09/17/20 14:25	67-66-3	
Chloromethane	ND	ug/L	1.0	1		09/17/20 14:25	74-87-3	
2-Chlorotoluene	ND	ug/L	0.50	1		09/17/20 14:25	95-49-8	
4-Chlorotoluene	ND	ug/L	0.50	1		09/17/20 14:25	106-43-4	
1,2-Dibromo-3-chloropropane	ND	ug/L	1.0	1		09/17/20 14:25	96-12-8	
Dibromochloromethane	ND	ug/L	0.50	1		09/17/20 14:25	124-48-1	
Dibromomethane	ND	ug/L	0.50	1		09/17/20 14:25	74-95-3	
1,2-Dichlorobenzene	ND	ug/L	0.50	1		09/17/20 14:25	95-50-1	
1,3-Dichlorobenzene	ND	ug/L	0.50	1		09/17/20 14:25	541-73-1	
1,4-Dichlorobenzene	ND	ug/L	0.50	1		09/17/20 14:25	106-46-7	
Dichlorodifluoromethane	ND	ug/L	0.50	1		09/17/20 14:25	75-71-8	
1,1-Dichloroethane	ND	ug/L	0.50	1		09/17/20 14:25	75-34-3	
1,2-Dichloroethane	ND	ug/L	0.50	1		09/17/20 14:25	107-06-2	
1,1-Dichloroethene	ND	ug/L	0.50	1		09/17/20 14:25	75-35-4	

REPORT OF LABORATORY ANALYSIS

This report shall not be reproduced, except in full,
without the written consent of Pace Analytical Services, LLC.

Pace Analytical Services, LLC
9800 Kincey Ave. Suite 100
Huntersville, NC 28078
(704)875-9092

ANALYTICAL RESULTS

Project: Colonial Pipeline (9/16 GW)
Pace Project No.: 92495905

Sample: MW-21 **Lab ID: 92495905004** Collected: 09/16/20 15:30 Received: 09/16/20 18:12 Matrix: Water

Parameters	Results	Units	Report Limit	DF	Prepared	Analyzed	CAS No.	Qual
6200B MSV	Analytical Method: SM 6200B Pace Analytical Services - Charlotte							
cis-1,2-Dichloroethene	ND	ug/L	0.50	1		09/17/20 14:25	156-59-2	
trans-1,2-Dichloroethene	ND	ug/L	0.50	1		09/17/20 14:25	156-60-5	
1,2-Dichloropropane	ND	ug/L	0.50	1		09/17/20 14:25	78-87-5	
1,3-Dichloropropane	ND	ug/L	0.50	1		09/17/20 14:25	142-28-9	
2,2-Dichloropropane	ND	ug/L	0.50	1		09/17/20 14:25	594-20-7	
1,1-Dichloropropene	ND	ug/L	0.50	1		09/17/20 14:25	563-58-6	
cis-1,3-Dichloropropene	ND	ug/L	0.50	1		09/17/20 14:25	10061-01-5	
trans-1,3-Dichloropropene	ND	ug/L	0.50	1		09/17/20 14:25	10061-02-6	
Diisopropyl ether	**1.2**	ug/L	0.50	1		09/17/20 14:25	108-20-3	
Ethylbenzene	ND	ug/L	0.50	1		09/17/20 14:25	100-41-4	
Hexachloro-1,3-butadiene	ND	ug/L	2.0	1		09/17/20 14:25	87-68-3	
Isopropylbenzene (Cumene)	ND	ug/L	0.50	1		09/17/20 14:25	98-82-8	
Methylene Chloride	ND	ug/L	2.0	1		09/17/20 14:25	75-09-2	
Methyl-tert-butyl ether	ND	ug/L	0.50	1		09/17/20 14:25	1634-04-4	
Naphthalene	ND	ug/L	2.0	1		09/17/20 14:25	91-20-3	
n-Propylbenzene	ND	ug/L	0.50	1		09/17/20 14:25	103-65-1	
Styrene	ND	ug/L	0.50	1		09/17/20 14:25	100-42-5	
1,1,1,2-Tetrachloroethane	ND	ug/L	0.50	1		09/17/20 14:25	630-20-6	
1,1,2,2-Tetrachloroethane	ND	ug/L	0.50	1		09/17/20 14:25	79-34-5	
Tetrachloroethene	**1.3**	ug/L	0.50	1		09/17/20 14:25	127-18-4	
Toluene	ND	ug/L	0.50	1		09/17/20 14:25	108-88-3	
1,2,3-Trichlorobenzene	ND	ug/L	2.0	1		09/17/20 14:25	87-61-6	
1,2,4-Trichlorobenzene	ND	ug/L	2.0	1		09/17/20 14:25	120-82-1	
1,1,1-Trichloroethane	ND	ug/L	0.50	1		09/17/20 14:25	71-55-6	
1,1,2-Trichloroethane	ND	ug/L	0.50	1		09/17/20 14:25	79-00-5	
Trichloroethene	ND	ug/L	0.50	1		09/17/20 14:25	79-01-6	
Trichlorofluoromethane	ND	ug/L	1.0	1		09/17/20 14:25	75-69-4	
1,2,3-Trichloropropane	ND	ug/L	0.50	1		09/17/20 14:25	96-18-4	
1,2,4-Trimethylbenzene	ND	ug/L	0.50	1		09/17/20 14:25	95-63-6	
1,3,5-Trimethylbenzene	ND	ug/L	0.50	1		09/17/20 14:25	108-67-8	
Vinyl chloride	ND	ug/L	1.0	1		09/17/20 14:25	75-01-4	
m&p-Xylene	ND	ug/L	1.0	1		09/17/20 14:25	179601-23-1	
o-Xylene	ND	ug/L	0.50	1		09/17/20 14:25	95-47-6	
Surrogates								
1,2-Dichloroethane-d4 (S)	86	%	70-130	1		09/17/20 14:25	17060-07-0	
4-Bromofluorobenzene (S)	94	%	70-130	1		09/17/20 14:25	460-00-4	
Toluene-d8 (S)	99	%	70-130	1		09/17/20 14:25	2037-26-5	

REPORT OF LABORATORY ANALYSIS

This report shall not be reproduced, except in full,
without the written consent of Pace Analytical Services, LLC.

Pace Analytical Services, LLC
9800 Kincey Ave. Suite 100
Huntersville, NC 28078
(704)875-9092

ANALYTICAL RESULTS

Project: Colonial Pipeline (9/16 GW)
Pace Project No.: 92495905

Sample: Trip Blank-07 **Lab ID: 92495907003** Collected: 09/16/20 00:00 Received: 09/16/20 18:12 Matrix: Water

Parameters	Results	Units	Report Limit	DF	Prepared	Analyzed	CAS No.	Qual
6200B MSV	Analytical Method: SM 6200B Pace Analytical Services - Charlotte							
Benzene	ND	ug/L	0.50	1		09/17/20 12:54	71-43-2	
Bromobenzene	ND	ug/L	0.50	1		09/17/20 12:54	108-86-1	
Bromochloromethane	ND	ug/L	0.50	1		09/17/20 12:54	74-97-5	
Bromodichloromethane	ND	ug/L	0.50	1		09/17/20 12:54	75-27-4	
Bromoform	ND	ug/L	0.50	1		09/17/20 12:54	75-25-2	
Bromomethane	ND	ug/L	5.0	1		09/17/20 12:54	74-83-9	
n-Butylbenzene	ND	ug/L	0.50	1		09/17/20 12:54	104-51-8	
sec-Butylbenzene	ND	ug/L	0.50	1		09/17/20 12:54	135-98-8	
tert-Butylbenzene	ND	ug/L	0.50	1		09/17/20 12:54	98-06-6	
Carbon tetrachloride	ND	ug/L	0.50	1		09/17/20 12:54	56-23-5	
Chlorobenzene	ND	ug/L	0.50	1		09/17/20 12:54	108-90-7	
Chloroethane	ND	ug/L	1.0	1		09/17/20 12:54	75-00-3	
Chloroform	ND	ug/L	0.50	1		09/17/20 12:54	67-66-3	
Chloromethane	ND	ug/L	1.0	1		09/17/20 12:54	74-87-3	
2-Chlorotoluene	ND	ug/L	0.50	1		09/17/20 12:54	95-49-8	
4-Chlorotoluene	ND	ug/L	0.50	1		09/17/20 12:54	106-43-4	
1,2-Dibromo-3-chloropropane	ND	ug/L	1.0	1		09/17/20 12:54	96-12-8	
Dibromochloromethane	ND	ug/L	0.50	1		09/17/20 12:54	124-48-1	
Dibromomethane	ND	ug/L	0.50	1		09/17/20 12:54	74-95-3	
1,2-Dichlorobenzene	ND	ug/L	0.50	1		09/17/20 12:54	95-50-1	
1,3-Dichlorobenzene	ND	ug/L	0.50	1		09/17/20 12:54	541-73-1	
1,4-Dichlorobenzene	ND	ug/L	0.50	1		09/17/20 12:54	106-46-7	
Dichlorodifluoromethane	ND	ug/L	0.50	1		09/17/20 12:54	75-71-8	
1,1-Dichloroethane	ND	ug/L	0.50	1		09/17/20 12:54	75-34-3	
1,2-Dichloroethane	ND	ug/L	0.50	1		09/17/20 12:54	107-06-2	
1,1-Dichloroethene	ND	ug/L	0.50	1		09/17/20 12:54	75-35-4	
cis-1,2-Dichloroethene	ND	ug/L	0.50	1		09/17/20 12:54	156-59-2	
trans-1,2-Dichloroethene	ND	ug/L	0.50	1		09/17/20 12:54	156-60-5	
1,2-Dichloropropane	ND	ug/L	0.50	1		09/17/20 12:54	78-87-5	
1,3-Dichloropropane	ND	ug/L	0.50	1		09/17/20 12:54	142-28-9	
2,2-Dichloropropane	ND	ug/L	0.50	1		09/17/20 12:54	594-20-7	
1,1-Dichloropropene	ND	ug/L	0.50	1		09/17/20 12:54	563-58-6	
cis-1,3-Dichloropropene	ND	ug/L	0.50	1		09/17/20 12:54	10061-01-5	
trans-1,3-Dichloropropene	ND	ug/L	0.50	1		09/17/20 12:54	10061-02-6	
Diisopropyl ether	ND	ug/L	0.50	1		09/17/20 12:54	108-20-3	
Ethylbenzene	ND	ug/L	0.50	1		09/17/20 12:54	100-41-4	
Hexachloro-1,3-butadiene	ND	ug/L	2.0	1		09/17/20 12:54	87-68-3	
Isopropylbenzene (Cumene)	ND	ug/L	0.50	1		09/17/20 12:54	98-82-8	
Methylene Chloride	ND	ug/L	2.0	1		09/17/20 12:54	75-09-2	
Methyl-tert-butyl ether	ND	ug/L	0.50	1		09/17/20 12:54	1634-04-4	
Naphthalene	ND	ug/L	2.0	1		09/17/20 12:54	91-20-3	
n-Propylbenzene	ND	ug/L	0.50	1		09/17/20 12:54	103-65-1	
Styrene	ND	ug/L	0.50	1		09/17/20 12:54	100-42-5	
1,1,1,2-Tetrachloroethane	ND	ug/L	0.50	1		09/17/20 12:54	630-20-6	
1,1,2,2-Tetrachloroethane	ND	ug/L	0.50	1		09/17/20 12:54	79-34-5	
Tetrachloroethene	ND	ug/L	0.50	1		09/17/20 12:54	127-18-4	

REPORT OF LABORATORY ANALYSIS

This report shall not be reproduced, except in full,
without the written consent of Pace Analytical Services, LLC.

Pace Analytical Services, LLC
9800 Kincey Ave. Suite 100
Huntersville, NC 28078
(704)875-9092

ANALYTICAL RESULTS

Project: Colonial Pipeline (9/16 GW)
Pace Project No.: 92495905

Sample: Trip Blank-07 **Lab ID: 92495907003** Collected: 09/16/20 00:00 Received: 09/16/20 18:12 Matrix: Water

Parameters	Results	Units	Report Limit	DF	Prepared	Analyzed	CAS No.	Qual
6200B MSV	Analytical Method: SM 6200B Pace Analytical Services - Charlotte							
Toluene	ND	ug/L	0.50	1		09/17/20 12:54	108-88-3	
1,2,3-Trichlorobenzene	ND	ug/L	2.0	1		09/17/20 12:54	87-61-6	
1,2,4-Trichlorobenzene	ND	ug/L	2.0	1		09/17/20 12:54	120-82-1	
1,1,1-Trichloroethane	ND	ug/L	0.50	1		09/17/20 12:54	71-55-6	
1,1,2-Trichloroethane	ND	ug/L	0.50	1		09/17/20 12:54	79-00-5	
Trichloroethene	ND	ug/L	0.50	1		09/17/20 12:54	79-01-6	
Trichlorofluoromethane	ND	ug/L	1.0	1		09/17/20 12:54	75-69-4	
1,2,3-Trichloropropane	ND	ug/L	0.50	1		09/17/20 12:54	96-18-4	
1,2,4-Trimethylbenzene	ND	ug/L	0.50	1		09/17/20 12:54	95-63-6	
1,3,5-Trimethylbenzene	ND	ug/L	0.50	1		09/17/20 12:54	108-67-8	
Vinyl chloride	ND	ug/L	1.0	1		09/17/20 12:54	75-01-4	
m&p-Xylene	ND	ug/L	1.0	1		09/17/20 12:54	179601-23-1	
o-Xylene	ND	ug/L	0.50	1		09/17/20 12:54	95-47-6	
Surrogates								
1,2-Dichloroethane-d4 (S)	86	%	70-130	1		09/17/20 12:54	17060-07-0	
4-Bromofluorobenzene (S)	95	%	70-130	1		09/17/20 12:54	460-00-4	
Toluene-d8 (S)	98	%	70-130	1		09/17/20 12:54	2037-26-5	

REPORT OF LABORATORY ANALYSIS

This report shall not be reproduced, except in full,
without the written consent of Pace Analytical Services, LLC.

Pace Analytical Services, LLC
9800 Kincey Ave. Suite 100
Huntersville, NC 28078
(704)875-9092

QUALITY CONTROL DATA

Project: Colonial Pipeline (9/16 GW)
Pace Project No.: 92495905

QC Batch: 1545811
QC Batch Method: MADEPV
Analysis Method: MADEP VPH
Analysis Description: MADEPV
Laboratory: Pace National - Mt. Juliet
Associated Lab Samples: 92495905001, 92495905002, 92495905003, 92495905004

METHOD BLANK: R3572232-3 Matrix: Water
Associated Lab Samples: 92495905001, 92495905002, 92495905003, 92495905004

Parameter	Units	Blank Result	Reporting Limit	Analyzed	Qualifiers
Aliphatic (C05-C08)	ug/L	ND	100	09/19/20 06:16	
Aliphatic (C09-C12)	ug/L	ND	100	09/19/20 06:16	
Aromatic (C09-C10),Unadjusted	ug/L	ND	100	09/19/20 06:16	
Total VPH	ug/L	ND	100	09/19/20 06:16	
2,5-Dibromotoluene (FID)	%	91.9	70.0-130	09/19/20 06:16	
2,5-Dibromotoluene (PID)	%	84.9	70.0-130	09/19/20 06:16	

LABORATORY CONTROL SAMPLE & LCSD: R3572232-1 R3572232-2

Parameter	Units	Spike Conc.	LCS Result	LCSD Result	LCS % Rec	LCSD % Rec	% Rec Limits	RPD	Max RPD	Qualifiers
Aliphatic (C05-C08)	ug/L	1200	1100	1080	91.7	90.0	70.0-130	1.83	25	
Aliphatic (C09-C12)	ug/L	1400	1410	1380	101	98.6	70.0-130	2.15	25	
Aromatic (C09-C10),Unadjusted	ug/L	200	188	189	94.0	94.5	70.0-130	0.531	25	
Total VPH	ug/L	2800	2700	2650	96.4	94.6	70.0-130	1.87	25	
2,5-Dibromotoluene (FID)	%				91.4	92.1	70.0-130			
2,5-Dibromotoluene (PID)	%				87.1	87.7	70.0-130			

Results presented on this page are in the units indicated by the "Units" column except where an alternate unit is presented to the right of the result.

REPORT OF LABORATORY ANALYSIS

This report shall not be reproduced, except in full,
without the written consent of Pace Analytical Services, LLC.

Pace Analytical Services, LLC
9800 Kincey Ave. Suite 100
Huntersville, NC 28078
(704)875-9092

QUALITY CONTROL DATA

Project: Colonial Pipeline (9/16 GW)
Pace Project No.: 92495905

QC Batch: 567013 | Analysis Method: EPA 6010D
QC Batch Method: EPA 3010A | Analysis Description: 6010 MET
Laboratory: Pace Analytical Services - Asheville
Associated Lab Samples: 92495905001, 92495905002, 92495905003, 92495905004

METHOD BLANK: 3004700 Matrix: Water
Associated Lab Samples: 92495905001, 92495905002, 92495905003, 92495905004

Parameter	Units	Blank Result	Reporting Limit	Analyzed	Qualifiers
Lead	ug/L	ND	5.0	09/17/20 08:16	

LABORATORY CONTROL SAMPLE: 3004701

Parameter	Units	Spike Conc.	LCS Result	LCS % Rec	% Rec Limits	Qualifiers
Lead	ug/L	500	503	101	80-120	

MATRIX SPIKE & MATRIX SPIKE DUPLICATE: 3004702 3004703

Parameter	Units	92495905001 Result	MS Spike Conc.	MSD Spike Conc.	MS Result	MSD Result	MS % Rec	MSD % Rec	% Rec Limits	RPD	Qual
Lead	ug/L	ND	500	500	526	516	105	103	75-125	2	

Results presented on this page are in the units indicated by the "Units" column except where an alternate unit is presented to the right of the result.

REPORT OF LABORATORY ANALYSIS

This report shall not be reproduced, except in full,
without the written consent of Pace Analytical Services, LLC.

Pace Analytical Services, LLC
9800 Kincey Ave. Suite 100
Huntersville, NC 28078
(704)875-9092

QUALITY CONTROL DATA

Project: Colonial Pipeline (9/16 GW)
Pace Project No.: 92495905

QC Batch: 567114
QC Batch Method: SM 6200B
Analysis Method: SM 6200B
Analysis Description: 6200B MSV
Laboratory: Pace Analytical Services - Charlotte
Associated Lab Samples: 92495905001, 92495905002, 92495905003, 92495905004, 92495907003

METHOD BLANK: 3005093 Matrix: Water
Associated Lab Samples: 92495905001, 92495905002, 92495905003, 92495905004, 92495907003

Parameter	Units	Blank Result	Reporting Limit	Analyzed	Qualifiers
1,1,1,2-Tetrachloroethane	ug/L	ND	0.50	09/17/20 11:59	
1,1,1-Trichloroethane	ug/L	ND	0.50	09/17/20 11:59	
1,1,2,2-Tetrachloroethane	ug/L	ND	0.50	09/17/20 11:59	
1,1,2-Trichloroethane	ug/L	ND	0.50	09/17/20 11:59	
1,1-Dichloroethane	ug/L	ND	0.50	09/17/20 11:59	
1,1-Dichloroethene	ug/L	ND	0.50	09/17/20 11:59	
1,1-Dichloropropene	ug/L	ND	0.50	09/17/20 11:59	
1,2,3-Trichlorobenzene	ug/L	ND	2.0	09/17/20 11:59	
1,2,3-Trichloropropane	ug/L	ND	0.50	09/17/20 11:59	
1,2,4-Trichlorobenzene	ug/L	ND	2.0	09/17/20 11:59	
1,2,4-Trimethylbenzene	ug/L	ND	0.50	09/17/20 11:59	
1,2-Dibromo-3-chloropropane	ug/L	ND	1.0	09/17/20 11:59	
1,2-Dichlorobenzene	ug/L	ND	0.50	09/17/20 11:59	
1,2-Dichloroethane	ug/L	ND	0.50	09/17/20 11:59	
1,2-Dichloropropane	ug/L	ND	0.50	09/17/20 11:59	
1,3,5-Trimethylbenzene	ug/L	ND	0.50	09/17/20 11:59	
1,3-Dichlorobenzene	ug/L	ND	0.50	09/17/20 11:59	
1,3-Dichloropropane	ug/L	ND	0.50	09/17/20 11:59	
1,4-Dichlorobenzene	ug/L	ND	0.50	09/17/20 11:59	
2,2-Dichloropropane	ug/L	ND	0.50	09/17/20 11:59	
2-Chlorotoluene	ug/L	ND	0.50	09/17/20 11:59	
4-Chlorotoluene	ug/L	ND	0.50	09/17/20 11:59	
Benzene	ug/L	ND	0.50	09/17/20 11:59	
Bromobenzene	ug/L	ND	0.50	09/17/20 11:59	
Bromochloromethane	ug/L	ND	0.50	09/17/20 11:59	
Bromodichloromethane	ug/L	ND	0.50	09/17/20 11:59	
Bromoform	ug/L	ND	0.50	09/17/20 11:59	
Bromomethane	ug/L	ND	5.0	09/17/20 11:59	
Carbon tetrachloride	ug/L	ND	0.50	09/17/20 11:59	
Chlorobenzene	ug/L	ND	0.50	09/17/20 11:59	
Chloroethane	ug/L	ND	1.0	09/17/20 11:59	
Chloroform	ug/L	ND	0.50	09/17/20 11:59	
Chloromethane	ug/L	ND	1.0	09/17/20 11:59	
cis-1,2-Dichloroethene	ug/L	ND	0.50	09/17/20 11:59	
cis-1,3-Dichloropropene	ug/L	ND	0.50	09/17/20 11:59	
Dibromochloromethane	ug/L	ND	0.50	09/17/20 11:59	
Dibromomethane	ug/L	ND	0.50	09/17/20 11:59	
Dichlorodifluoromethane	ug/L	ND	0.50	09/17/20 11:59	
Diisopropyl ether	ug/L	ND	0.50	09/17/20 11:59	
Ethylbenzene	ug/L	ND	0.50	09/17/20 11:59	

Results presented on this page are in the units indicated by the "Units" column except where an alternate unit is presented to the right of the result.

REPORT OF LABORATORY ANALYSIS

This report shall not be reproduced, except in full,
without the written consent of Pace Analytical Services, LLC.

Pace Analytical Services, LLC
9800 Kincey Ave. Suite 100
Huntersville, NC 28078
(704)875-9092

QUALITY CONTROL DATA

Project: Colonial Pipeline (9/16 GW)
Pace Project No.: 92495905

METHOD BLANK: 3005093 Matrix: Water
Associated Lab Samples: 92495905001, 92495905002, 92495905003, 92495905004, 92495907003

Parameter	Units	Blank Result	Reporting Limit	Analyzed	Qualifiers
Hexachloro-1,3-butadiene	ug/L	ND	2.0	09/17/20 11:59	
Isopropylbenzene (Cumene)	ug/L	ND	0.50	09/17/20 11:59	
m&p-Xylene	ug/L	ND	1.0	09/17/20 11:59	
Methyl-tert-butyl ether	ug/L	ND	0.50	09/17/20 11:59	
Methylene Chloride	ug/L	ND	2.0	09/17/20 11:59	
n-Butylbenzene	ug/L	ND	0.50	09/17/20 11:59	
n-Propylbenzene	ug/L	ND	0.50	09/17/20 11:59	
Naphthalene	ug/L	ND	2.0	09/17/20 11:59	
o-Xylene	ug/L	ND	0.50	09/17/20 11:59	
sec-Butylbenzene	ug/L	ND	0.50	09/17/20 11:59	
Styrene	ug/L	ND	0.50	09/17/20 11:59	
tert-Butylbenzene	ug/L	ND	0.50	09/17/20 11:59	
Tetrachloroethene	ug/L	ND	0.50	09/17/20 11:59	
Toluene	ug/L	ND	0.50	09/17/20 11:59	
trans-1,2-Dichloroethene	ug/L	ND	0.50	09/17/20 11:59	
trans-1,3-Dichloropropene	ug/L	ND	0.50	09/17/20 11:59	
Trichloroethene	ug/L	ND	0.50	09/17/20 11:59	
Trichlorofluoromethane	ug/L	ND	1.0	09/17/20 11:59	
Vinyl chloride	ug/L	ND	1.0	09/17/20 11:59	
1,2-Dichloroethane-d4 (S)	%	84	70-130	09/17/20 11:59	
4-Bromofluorobenzene (S)	%	95	70-130	09/17/20 11:59	
Toluene-d8 (S)	%	101	70-130	09/17/20 11:59	

LABORATORY CONTROL SAMPLE: 3005094

Parameter	Units	Spike Conc.	LCS Result	LCS % Rec	% Rec Limits	Qualifiers
1,1,1,2-Tetrachloroethane	ug/L	50	52.5	105	60-140	
1,1,1-Trichloroethane	ug/L	50	46.8	94	60-140	
1,1,2,2-Tetrachloroethane	ug/L	50	51.5	103	60-140	
1,1,2-Trichloroethane	ug/L	50	50.8	102	60-140	
1,1-Dichloroethane	ug/L	50	46.9	94	60-140	
1,1-Dichloroethene	ug/L	50	47.2	94	60-140	
1,1-Dichloropropene	ug/L	50	48.1	96	60-140	
1,2,3-Trichlorobenzene	ug/L	50	54.3	109	60-140	
1,2,3-Trichloropropane	ug/L	50	49.5	99	60-140	
1,2,4-Trichlorobenzene	ug/L	50	56.0	112	60-140	
1,2,4-Trimethylbenzene	ug/L	50	52.0	104	60-140	
1,2-Dibromo-3-chloropropane	ug/L	50	52.1	104	60-140	
1,2-Dichlorobenzene	ug/L	50	52.3	105	60-140	
1,2-Dichloroethane	ug/L	50	38.9	78	60-140	
1,2-Dichloropropane	ug/L	50	53.2	106	60-140	
1,3,5-Trimethylbenzene	ug/L	50	52.6	105	60-140	
1,3-Dichlorobenzene	ug/L	50	53.1	106	60-140	
1,3-Dichloropropane	ug/L	50	53.3	107	60-140	

Results presented on this page are in the units indicated by the "Units" column except where an alternate unit is presented to the right of the result.

REPORT OF LABORATORY ANALYSIS

This report shall not be reproduced, except in full,
without the written consent of Pace Analytical Services, LLC.

Pace Analytical Services, LLC
9800 Kincey Ave. Suite 100
Huntersville, NC 28078
(704)875-9092

QUALITY CONTROL DATA

Project: Colonial Pipeline (9/16 GW)
Pace Project No.: 92495905

LABORATORY CONTROL SAMPLE: 3005094

Parameter	Units	Spike Conc.	LCS Result	LCS % Rec	% Rec Limits	Qualifiers
1,4-Dichlorobenzene	ug/L	50	52.5	105	60-140	
2,2-Dichloropropane	ug/L	50	46.5	93	60-140	
2-Chlorotoluene	ug/L	50	53.0	106	60-140	
4-Chlorotoluene	ug/L	50	51.4	103	60-140	
Benzene	ug/L	50	51.7	103	60-140	
Bromobenzene	ug/L	50	52.9	106	60-140	
Bromochloromethane	ug/L	50	48.3	97	60-140	
Bromodichloromethane	ug/L	50	45.7	91	60-140	
Bromoform	ug/L	50	50.7	101	60-140	
Bromomethane	ug/L	50	46.0	92	60-140	
Carbon tetrachloride	ug/L	50	50.9	102	60-140	
Chlorobenzene	ug/L	50	53.0	106	60-140	
Chloroethane	ug/L	50	32.1	64	60-140	
Chloroform	ug/L	50	43.4	87	60-140	
Chloromethane	ug/L	50	47.1	94	60-140	
cis-1,2-Dichloroethene	ug/L	50	45.5	91	60-140	
cis-1,3-Dichloropropene	ug/L	50	53.9	108	60-140	
Dibromochloromethane	ug/L	50	52.7	105	60-140	
Dibromomethane	ug/L	50	51.6	103	60-140	
Dichlorodifluoromethane	ug/L	50	44.4	89	60-140	
Diisopropyl ether	ug/L	50	45.4	91	60-140	
Ethylbenzene	ug/L	50	52.8	106	60-140	
Hexachloro-1,3-butadiene	ug/L	50	58.6	117	60-140	
Isopropylbenzene (Cumene)	ug/L	50	53.3	107	60-140	
m&p-Xylene	ug/L	100	103	103	60-140	
Methyl-tert-butyl ether	ug/L	50	46.0	92	60-140	
Methylene Chloride	ug/L	50	40.5	81	60-140	
n-Butylbenzene	ug/L	50	53.7	107	60-140	
n-Propylbenzene	ug/L	50	53.4	107	60-140	
Naphthalene	ug/L	50	53.2	106	60-140	
o-Xylene	ug/L	50	52.4	105	60-140	
sec-Butylbenzene	ug/L	50	54.2	108	60-140	
Styrene	ug/L	50	54.3	109	60-140	
tert-Butylbenzene	ug/L	50	44.7	89	60-140	
Tetrachloroethene	ug/L	50	54.2	108	60-140	
Toluene	ug/L	50	51.1	102	60-140	
trans-1,2-Dichloroethene	ug/L	50	46.7	93	60-140	
trans-1,3-Dichloropropene	ug/L	50	50.0	100	60-140	
Trichloroethene	ug/L	50	53.9	108	60-140	
Trichlorofluoromethane	ug/L	50	46.4	93	60-140	
Vinyl chloride	ug/L	50	49.4	99	60-140	
1,2-Dichloroethane-d4 (S)	%			79	70-130	
4-Bromofluorobenzene (S)	%			99	70-130	
Toluene-d8 (S)	%			98	70-130	

Results presented on this page are in the units indicated by the "Units" column except where an alternate unit is presented to the right of the result.

REPORT OF LABORATORY ANALYSIS

This report shall not be reproduced, except in full,
without the written consent of Pace Analytical Services, LLC.

Pace Analytical Services, LLC
9800 Kincey Ave. Suite 100
Huntersville, NC 28078
(704)875-9092

QUALITY CONTROL DATA

Project: Colonial Pipeline (9/16 GW)
Pace Project No.: 92495905

MATRIX SPIKE & MATRIX SPIKE DUPLICATE: 3005095 3005096

Parameter	Units	92495029006 Result	MS Spike Conc.	MSD Spike Conc.	MS Result	MSD Result	MS % Rec	MSD % Rec	% Rec Limits	RPD	Qual
1,1,1,2-Tetrachloroethane	ug/L	ND	2000	2000	1900	1870	95	93	60-140	1	
1,1,1-Trichloroethane	ug/L	ND	2000	2000	1930	2030	97	102	60-140	5	
1,1,2,2-Tetrachloroethane	ug/L	ND	2000	2000	2100	2350	105	118	60-140	11	
1,1,2-Trichloroethane	ug/L	ND	2000	2000	1790	1880	90	94	60-140	5	
1,1-Dichloroethane	ug/L	ND	2000	2000	2100	2090	105	104	60-140	1	
1,1-Dichloroethene	ug/L	ND	2000	2000	2040	2380	102	119	60-140	15	
1,1-Dichloropropene	ug/L	ND	2000	2000	1980	2030	99	101	60-140	2	
1,2,3-Trichlorobenzene	ug/L	ND	2000	2000	2160	1770	108	88	60-140	20	
1,2,3-Trichloropropane	ug/L	ND	2000	2000	2070	2310	103	115	60-140	11	
1,2,4-Trichlorobenzene	ug/L	ND	2000	2000	2110	1910	105	96	60-140	10	
1,2,4-Trimethylbenzene	ug/L	683	2000	2000	2990	2810	115	106	60-140	6	
1,2-Dibromo-3-chloropropane	ug/L	ND	2000	2000	2180	2110	109	106	60-140	3	
1,2-Dichlorobenzene	ug/L	ND	2000	2000	2350	2130	117	107	60-140	10	
1,2-Dichloroethane	ug/L	ND	2000	2000	1910	1970	96	98	60-140	3	
1,2-Dichloropropane	ug/L	ND	2000	2000	2320	2010	116	100	60-140	15	
1,3,5-Trimethylbenzene	ug/L	153	2000	2000	2590	2110	122	98	60-140	20	
1,3-Dichlorobenzene	ug/L	ND	2000	2000	2220	2120	111	106	60-140	5	
1,3-Dichloropropane	ug/L	ND	2000	2000	2150	2340	108	117	60-140	9	
1,4-Dichlorobenzene	ug/L	ND	2000	2000	2210	2070	110	103	60-140	7	
2,2-Dichloropropane	ug/L	ND	2000	2000	1910	2070	95	103	60-140	8	
2-Chlorotoluene	ug/L	ND	2000	2000	2380	1940	119	97	60-140	20	
4-Chlorotoluene	ug/L	ND	2000	2000	2300	1790	115	90	60-140	25	
Benzene	ug/L	14000	2000	2000	16800	16400	138	117	60-140	3	
Bromobenzene	ug/L	ND	2000	2000	2310	1880	116	94	60-140	20	
Bromochloromethane	ug/L	ND	2000	2000	2010	2070	101	104	60-140	3	
Bromodichloromethane	ug/L	ND	2000	2000	1820	1940	91	97	60-140	6	
Bromoform	ug/L	ND	2000	2000	2010	2400	101	120	60-140	18	
Bromomethane	ug/L	ND	2000	2000	2030	2330	102	116	60-140	14	
Carbon tetrachloride	ug/L	ND	2000	2000	2290	2050	115	103	60-140	11	
Chlorobenzene	ug/L	ND	2000	2000	2100	2100	105	105	60-140	0	
Chloroethane	ug/L	ND	2000	2000	2260	2330	113	117	60-140	3	
Chloroform	ug/L	ND	2000	2000	2130	2330	106	117	60-140	9	
Chloromethane	ug/L	ND	2000	2000	1960	2070	98	104	60-140	6	
cis-1,2-Dichloroethene	ug/L	ND	2000	2000	1990	2320	100	116	60-140	15	
cis-1,3-Dichloropropene	ug/L	ND	2000	2000	2080	1940	104	97	60-140	7	
Dibromochloromethane	ug/L	ND	2000	2000	1760	1850	88	93	60-140	5	
Dibromomethane	ug/L	ND	2000	2000	2060	1960	103	98	60-140	5	
Dichlorodifluoromethane	ug/L	ND	2000	2000	1540	1610	77	81	60-140	5	
Diisopropyl ether	ug/L	ND	2000	2000	2070	1770	102	87	60-140	15	
Ethylbenzene	ug/L	1220	2000	2000	3310	3350	104	107	60-140	1	
Hexachloro-1,3-butadiene	ug/L	ND	2000	2000	2180	1950	109	98	60-140	11	
Isopropylbenzene (Cumene)	ug/L	ND	2000	2000	2410	2360	118	116	60-140	2	
m&p-Xylene	ug/L	3980	4000	4000	8160	8060	104	102	60-140	1	
Methyl-tert-butyl ether	ug/L	3220	2000	2000	5190	4450	98	61	60-140	15	
Methylene Chloride	ug/L	ND	2000	2000	1700	1620	85	81	60-140	4	
n-Butylbenzene	ug/L	ND	2000	2000	2420	2150	121	108	60-140	12	

Results presented on this page are in the units indicated by the "Units" column except where an alternate unit is presented to the right of the result.

REPORT OF LABORATORY ANALYSIS

This report shall not be reproduced, except in full,
without the written consent of Pace Analytical Services, LLC.

Pace Analytical Services, LLC
9800 Kincey Ave. Suite 100
Huntersville, NC 28078
(704)875-9092

QUALITY CONTROL DATA

Project: Colonial Pipeline (9/16 GW)
Pace Project No.: 92495905

MATRIX SPIKE & MATRIX SPIKE DUPLICATE: 3005095 3005096

Parameter	Units	92495029006 Result	MS Spike Conc.	MSD Spike Conc.	MS Result	MSD Result	MS % Rec	MSD % Rec	% Rec Limits	RPD	Qual
n-Propylbenzene	ug/L	94.5	2000	2000	2600	2010	125	96	60-140	26	
Naphthalene	ug/L	ND	2000	2000	2280	2060	104	93	60-140	10	
o-Xylene	ug/L	2060	2000	2000	4450	4370	119	115	60-140	2	
sec-Butylbenzene	ug/L	ND	2000	2000	2310	2200	115	110	60-140	5	
Styrene	ug/L	ND	2000	2000	2200	2630	110	132	60-140	18	
tert-Butylbenzene	ug/L	ND	2000	2000	2280	1880	114	94	60-140	20	
Tetrachloroethene	ug/L	ND	2000	2000	2110	2390	106	119	60-140	12	
Toluene	ug/L	19000	2000	2000	20300	21500	67	123	60-140	5	E
trans-1,2-Dichloroethene	ug/L	ND	2000	2000	2480	1890	124	95	60-140	27	
trans-1,3-Dichloropropene	ug/L	ND	2000	2000	1780	1770	89	89	60-140	0	
Trichloroethene	ug/L	ND	2000	2000	2170	2010	108	100	60-140	7	
Trichlorofluoromethane	ug/L	ND	2000	2000	2010	2160	101	108	60-140	7	
Vinyl chloride	ug/L	ND	2000	2000	2100	2160	105	108	60-140	3	
1,2-Dichloroethane-d4 (S)	%						98	98	70-130		
4-Bromofluorobenzene (S)	%						97	113	70-130		
Toluene-d8 (S)	%						92	92	70-130		

Results presented on this page are in the units indicated by the "Units" column except where an alternate unit is presented to the right of the result.

REPORT OF LABORATORY ANALYSIS

This report shall not be reproduced, except in full,
without the written consent of Pace Analytical Services, LLC.

Pace Analytical Services, LLC
9800 Kincey Ave. Suite 100
Huntersville, NC 28078
(704)875-9092

QUALITY CONTROL DATA

Project: Colonial Pipeline (9/16 GW)
Pace Project No.: 92495905

QC Batch: 567038 | Analysis Method: EPA 504.1
QC Batch Method: EPA 504.1 | Analysis Description: GCS 504 EDB DBCP
Laboratory: Pace Analytical Services - Charlotte
Associated Lab Samples: 92495905001, 92495905002, 92495905003, 92495905004

METHOD BLANK: 3004743 Matrix: Water
Associated Lab Samples: 92495905001, 92495905002, 92495905003, 92495905004

Parameter	Units	Blank Result	Reporting Limit	Analyzed	Qualifiers
1,2-Dibromoethane (EDB)	ug/L	ND	0.020	09/17/20 10:06	
1-Chloro-2-bromopropane (S)	%	116	70-130	09/17/20 10:06	

LABORATORY CONTROL SAMPLE & LCSD: 3004744 3004745

Parameter	Units	Spike Conc.	LCS Result	LCSD Result	LCS % Rec	LCSD % Rec	% Rec Limits	RPD	Max RPD	Qualifiers
1,2-Dibromoethane (EDB)	ug/L	0.25	0.28	0.28	112	115	70-130	3	20	
1-Chloro-2-bromopropane (S)	%				105	108	70-130			

MATRIX SPIKE & MATRIX SPIKE DUPLICATE: 3004747 3004748

Parameter	Units	92495905002 Result	MS Spike Conc.	MSD Spike Conc.	MS Result	MSD Result	MS % Rec	MSD % Rec	% Rec Limits	RPD	Qual
1,2-Dibromoethane (EDB)	ug/L	ND	0.25	0.25	0.31	0.30	124	119	65-135	4	
1-Chloro-2-bromopropane (S)	%						111	109	70-130		

SAMPLE DUPLICATE: 3004746

Parameter	Units	92495905001 Result	Dup Result	RPD	Qualifiers
1,2-Dibromoethane (EDB)	ug/L	ND	ND		
1-Chloro-2-bromopropane (S)	%	103	107		

Results presented on this page are in the units indicated by the "Units" column except where an alternate unit is presented to the right of the result.

REPORT OF LABORATORY ANALYSIS

This report shall not be reproduced, except in full,
without the written consent of Pace Analytical Services, LLC.

Pace Analytical Services, LLC
9800 Kincey Ave. Suite 100
Huntersville, NC 28078
(704)875-9092

QUALIFIERS

Project: Colonial Pipeline (9/16 GW)
Pace Project No.: 92495905

DEFINITIONS

DF - Dilution Factor, if reported, represents the factor applied to the reported data due to dilution of the sample aliquot.

ND - Not Detected at or above adjusted reporting limit.

TNTC - Too Numerous To Count

J - Estimated concentration above the adjusted method detection limit and below the adjusted reporting limit.

MDL - Adjusted Method Detection Limit.

PQL - Practical Quantitation Limit.

RL - Reporting Limit - The lowest concentration value that meets project requirements for quantitative data with known precision and bias for a specific analyte in a specific matrix.

S - Surrogate

1,2-Diphenylhydrazine decomposes to and cannot be separated from Azobenzene using Method 8270. The result for each analyte is a combined concentration.

Consistent with EPA guidelines, unrounded data are displayed and have been used to calculate % recovery and RPD values.

LCS(D) - Laboratory Control Sample (Duplicate)

MS(D) - Matrix Spike (Duplicate)

DUP - Sample Duplicate

RPD - Relative Percent Difference

NC - Not Calculable.

SG - Silica Gel - Clean-Up

U - Indicates the compound was analyzed for, but not detected.

Acid preservation may not be appropriate for 2 Chloroethylvinyl ether.

A separate vial preserved to a pH of 4-5 is recommended in SW846 Chapter 4 for the analysis of Acrolein and Acrylonitrile by EPA Method 8260.

N-Nitrosodiphenylamine decomposes and cannot be separated from Diphenylamine using Method 8270. The result reported for each analyte is a combined concentration.

Pace Analytical is TNI accredited. Contact your Pace PM for the current list of accredited analytes.

TNI - The NELAC Institute.

ANALYTE QUALIFIERS

E Analyte concentration exceeded the calibration range. The reported result is estimated.

This report shall not be reproduced, except in full,
without the written consent of Pace Analytical Services, LLC.

Pace Analytical Services, LLC
9800 Kincey Ave. Suite 100
Huntersville, NC 28078
(704)875-9092

QUALITY CONTROL DATA CROSS REFERENCE TABLE

Project: Colonial Pipeline (9/16 GW)
Pace Project No.: 92495905

Lab ID	Sample ID	QC Batch Method	QC Batch	Analytical Method	Analytical Batch
92495905001	**MW-16**	EPA 504.1	567038	EPA 504.1	567094
92495905002	**MW-17**	EPA 504.1	567038	EPA 504.1	567094
92495905003	**MW-19**	EPA 504.1	567038	EPA 504.1	567094
92495905004	**MW-21**	EPA 504.1	567038	EPA 504.1	567094
92495905001	**MW-16**	MADEPV	1545811	MADEP VPH	1545811
92495905002	**MW-17**	MADEPV	1545811	MADEP VPH	1545811
92495905003	**MW-19**	MADEPV	1545811	MADEP VPH	1545811
92495905004	**MW-21**	MADEPV	1545811	MADEP VPH	1545811
92495905001	**MW-16**	EPA 3010A	567013	EPA 6010D	567023
92495905002	**MW-17**	EPA 3010A	567013	EPA 6010D	567023
92495905003	**MW-19**	EPA 3010A	567013	EPA 6010D	567023
92495905004	**MW-21**	EPA 3010A	567013	EPA 6010D	567023
92495905001	**MW-16**	SM 6200B	567114		
92495905002	**MW-17**	SM 6200B	567114		
92495905003	**MW-19**	SM 6200B	567114		
92495905004	**MW-21**	SM 6200B	567114		
92495907003	**Trip Blank-07**	SM 6200B	567114		

This report shall not be reproduced, except in full,
without the written consent of Pace Analytical Services, LLC.

Pace Analytical®	Document Name: Sample Condition Upon Receipt(SCUR)	Document Revised: February 7, 2018 Page 1 of 2
	Document No.: F-CAR-CS-033-Rev.06	Issuing Authority: Pace Carolinas Quality Office

Laboratory receiving samples:
Asheville ☐ Eden ☐ Greenwood ☐ Huntersville ☑ Raleigh ☐ Mechanicsville ☐

Sample Condition Upon Receipt

Client Name: Atcom

Project #: WO# : 92495905

92495905

Courier: ☐ Commercial ☐ Fed Ex ☐ Pace ☐ UPS ☐ USPS ☐ Other:____ ☑ Client

Custody Seal Present? ☐ Yes ☑ No **Seals Intact?** ☐ Yes ☑ No

Date/Initials Person Examining Contents: 9-16-2

Packing Material: ☐ Bubble Wrap ☑ Bubble Bags ☐ None ☐ Other

Biological Tissue Frozen? ☐ Yes ☐ No ☑ N/A

Thermometer: ☑ IR Gun ID: 92T061 **Type of Ice:** ☐ Wet ☐ Blue ☐ None

Cooler Temp (°C): 5.4 **Correction Factor:** Add/Subtract (°C) 0.0

Cooler Temp Corrected (°C): 5.4

Temp should be above freezing to 6°C
☐ Samples out of temp criteria. Samples on ice, cooling process has begun

USDA Regulated Soil (☐ N/A, water sample)
Did samples originate in a quarantine zone within the United States: CA, NY, or SC (check maps)? ☐ Yes ☐ No

Did samples originate from a foreign source (Internationally, including Hawaii and Puerto Rico)? ☐ Yes ☐ No

				Comments/Discrepancy:
Chain of Custody Present?	☑ Yes	☐ No	☐ N/A	1.
Samples Arrived within Hold Time?	☑ Yes	☐ No	☐ N/A	2.
Short Hold Time Analysis (<72 hr.)?	☐ Yes	☑ No	☐ N/A	3.
Rush Turn Around Time Requested?	☑ Yes	☐ No	☐ N/A	4.
Sufficient Volume?	☑ Yes	☐ No	☐ N/A	5.
Correct Containers Used?	☑ Yes	☐ No	☐ N/A	6.
-Pace Containers Used?	☑ Yes	☐ No	☐ N/A	
Containers Intact?	☑ Yes	☐ No	☐ N/A	7.
Dissolved analysis: Samples Field Filtered?	☐ Yes	☐ No	☑ N/A	8.
Sample Labels Match COC?	☑ Yes	☐ No	☐ N/A	9.
-Includes Date/Time/ID/Analysis Matrix: WT				
Headspace in VOA Vials (>5-6mm)?	☐ Yes	☑ No	☐ N/A	10.
Trip Blank Present?	☐ Yes	☑ No	☐ N/A	11.
Trip Blank Custody Seals Present?	☐ Yes	☐ No	☑ N/A	

COMMENTS/SAMPLE DISCREPANCY

Field Data Required? ☐ Yes ☐ No

Lot ID of split containers:

CLIENT NOTIFICATION/RESOLUTION

Person contacted: _____ Date/Time: _____

Project Manager SCURF Review: NMG **Date:** 9/17/20

Project Manager SRF Review: NMG **Date:** 9/17/20

***Check mark top half of box if pH and/or dechlorination is verified and within the acceptance range for preservation samples.**

Exceptions: VOA, Coliform, TOC, Oil and Grease, DRO/8015 (water) DOC, LLHg

****Bottom half of box is to list number of bottle**

Project **WO#: 92495905**

PM: NMG Due Date: 09/17/20

CLIENT: 92-AECOM CHA

Item#	BP4U-125 mL Plastic Unpreserved (N/A) (Cl-)	BP3U-250 mL Plastic Unpreserved (N/A)	BP2U-500 mL Plastic Unpreserved (N/A)	BP1U-1 liter Plastic Unpreserved (N/A)	BP4S-125 mL Plastic H2SO4 (pH < 2) (Cl-)	BP3N-250 mL plastic HNO3 (pH < 2)	BP4Z-125 mL Plastic ZN Acetate & NaOH (>9)	BP4C-125 mL Plastic NaOH (pH > 12) (Cl-)	WGFU-Wide-mouthed Glass jar Unpreserved	AG1U-1 liter Amber Unpreserved (N/A) (Cl-)	AG1H-1 liter Amber HCl (pH < 2)	AG3U-250 mL Amber Unpreserved (N/A) (Cl-	AG1S-1 liter Amber H2SO4 (pH < 2)	AG3S-250 mL Amber H2SO4 (pH < 2)	AG3A(DG3A)-250 mL Amber NH4Cl (N/A)(Cl-)	DG9H-40 mL VOA HCl (N/A)	VG9T-40 mL VOA Na2S2O3 (N/A)	VG9U-40 mL VOA Unp (N/A)	DG9P-40 mL VOA H3PO4 (N/A)	VOAK (6 vials per kit)-5035 kit (N/A)	V/GK (3 vials per kit)-VPH/Gas kit (N/A)	SP5T-125 mL Sterile Plastic (N/A – lab)	SP2T-250 mL Sterile Plastic (N/A – lab)		BP3A-250 mL Plastic (NH2)2SO4 (9.3-9.7)	AG0U-100 mL Amber Unpreserved vials (N/A)	VSGU-20 mL Scintillation vials (N/A)	DG9U-40 mL Amber Unpreserved vials (N/A)
1						1										7	3												
2						1										7	3												
3						1										7	3												
4						1										7	3												
5																													
6																													
7																													
8																													
9																													
10																													
11																													
12																													

pH Adjustment Log for Preserved Samples

Sample ID	Type of Preservative	pH upon receipt	Date preservation adjusted	Time preservation adjusted	Amount of Preservative added	Lot #

Note: Whenever there is a discrepancy affecting North Carolina compliance samples, a copy of this form will be sent to the North Carolina DEHNR Certification Office (i.e. Out of hold, incorrect preservative, out of temp, incorrect containers.

Pace Analytical
WWW.PACELABS.COM

CHAIN-OF-CUSTODY / Analytical Request Document

The Chain-of-Custody is a LEGAL DOCUMENT. All relevant fields must be completed accurately.

Page : 1 Of 1

Section A Required Client Information:		Section B Required Project Information:		Section C Invoice Information:	
Company:	AECOM, Charlotte	Report To:	Wreschnig, Andrew	Attention:	
Address:	6000 Fairview Road	Copy To:		Company Name:	
	Suite 200, Charlotte, NC 28210			Address:	
Email:	andrew.wreschnig@aecom.com	Purchase Order #:		Pace Quote:	
Phone:	(980)221-7831 Fax	Project Name:	Colonial Pipeline	Pace Project Manager:	nicole.gasiorowski@pacelabs.com,
Requested Due Date:		Project #:		Pace Profile #:	12518

Regulatory Agency

State / Location: NC

Requested Analysis Filtered (Y/N)

ITEM #	SAMPLE ID (One Character per box. (A-Z, 0-9 / , -) Sample Ids must be unique)	MATRIX CODE (see valid codes to left)	SAMPLE TYPE (G=GRAB C=COMP)	COLLECTED START DATE	COLLECTED START TIME	COLLECTED END DATE	COLLECTED END TIME	SAMPLE TEMP AT COLLECTION	# OF CONTAINERS	Preservatives: Unpreserved	H2SO4	HNO3	HCl	NaOH	Na2S2O3	Methanol	Other	Analyses Test Y/N	6200	VPH	6010 Lead	504.1 EDB	Trip BLANK	Residual Chlorine (Y/N)	92495805
1	MW-16	WG	G			9/16/20	1435	18	11			X	X				X		X	X	X	X			001
2	MW-17	WG	G			9/16/20	1455	18	11			X	X				X		X	X	X	X			002
3	MW-19	WG	G			9/16/20	1515	17	11			X	X				X		X	X	X	X			003
4	MW-31	WG	G			9/16/20	1530	18	11			X	X				X		X	X	X	X			004
5	Trip Blank-07	WG	G			9/16/20			2				X						X				X		
6																									
7																									
8																									
9																									
10																									
11																									
12																									

ADDITIONAL COMMENTS	RELINQUISHED BY / AFFILIATION	DATE	TIME	ACCEPTED BY / AFFILIATION	DATE	TIME
	Randy Morgan	9-16-20		MD Pace HW	9-16-20	18:12

SAMPLE CONDITIONS			
5.4	Y	N	Y

SAMPLER NAME AND SIGNATURE

PRINT Name of SAMPLER: Randy Morgan

SIGNATURE of SAMPLER: Randy Morgan DATE Signed: 9/16/20

TEMP in C	Received on Ice (Y/N)	Custody Sealed Cooler (Y/N)	Samples Intact (Y/N)

Pace Analytical Services, LLC
9800 Kincey Ave. Suite 100
Huntersville, NC 28078
(704)875-9092

September 21, 2020

Andrew Wreschnig
AECOM
6000 Fairview Road
Suite 200
Charlotte, NC 28210

RE: Project: Colonial Pipeline (9/16 GW)
Pace Project No.: 92495906

Dear Andrew Wreschnig:

Enclosed are the analytical results for sample(s) received by the laboratory on September 16, 2020. The results relate only to the samples included in this report. Results reported herein conform to the applicable TNI/NELAC Standards and the laboratory's Quality Manual, where applicable, unless otherwise noted in the body of the report.

The test results provided in this final report were generated by each of the following laboratories within the Pace Network:

- Pace National - Mt. Juliet
- Pace Analytical Services - Asheville
- Pace Analytical Services - Charlotte

If you have any questions concerning this report, please feel free to contact me.

Sincerely,

Nicole Gasiorowski

Nicole Gasiorowski
nicole.gasiorowski@pacelabs.com
(704)875-9092
Project Manager

Enclosures

cc: Jeff Morrison, Colonial Pipeline Company

This report shall not be reproduced, except in full,
without the written consent of Pace Analytical Services, LLC.

Pace Analytical Services, LLC
9800 Kincey Ave. Suite 100
Huntersville, NC 28078
(704)875-9092

CERTIFICATIONS

Project: Colonial Pipeline (9/16 GW)
Pace Project No.: 92495906

Pace Analytical Services National

12065 Lebanon Road, Mt. Juliet, TN 37122
Alabama Certification #: 40660
Alaska Certification 17-026
Arizona Certification #: AZ0612
Arkansas Certification #: 88-0469
California Certification #: 2932
Canada Certification #: 1461.01
Colorado Certification #: TN00003
Connecticut Certification #: PH-0197
DOD Certification: #1461.01
EPA# TN00003
Florida Certification #: E87487
Georgia DW Certification #: 923
Georgia Certification: NELAP
Idaho Certification #: TN00003
Illinois Certification #: 200008
Indiana Certification #: C-TN-01
Iowa Certification #: 364
Kansas Certification #: E-10277
Kentucky UST Certification #: 16
Kentucky Certification #: 90010
Louisiana Certification #: AI30792
Louisiana DW Certification #: LA180010
Maine Certification #: TN0002
Maryland Certification #: 324
Massachusetts Certification #: M-TN003
Michigan Certification #: 9958
Minnesota Certification #: 047-999-395
Mississippi Certification #: TN00003
Missouri Certification #: 340
Montana Certification #: CERT0086
Nebraska Certification #: NE-OS-15-05
Nevada Certification #: TN-03-2002-34
New Hampshire Certification #: 2975
New Jersey Certification #: TN002
New Mexico DW Certification
New York Certification #: 11742
North Carolina Aquatic Toxicity Certification #: 41
North Carolina Drinking Water Certification #: 21704
North Carolina Environmental Certificate #: 375
North Dakota Certification #: R-140
Ohio VAP Certification #: CL0069
Oklahoma Certification #: 9915
Oregon Certification #: TN200002
Pennsylvania Certification #: 68-02979
Rhode Island Certification #: LAO00356
South Carolina Certification #: 84004
South Dakota Certification
Tennessee DW/Chem/Micro Certification #: 2006
Texas Certification #: T 104704245-17-14
Texas Mold Certification #: LAB0152
USDA Soil Permit #: P330-15-00234
Utah Certification #: TN00003
Virginia Certification #: VT2006
Vermont Dept. of Health: ID# VT-2006
Virginia Certification #: 460132
Washington Certification #: C847
West Virginia Certification #: 233
Wisconsin Certification #: 9980939910
Wyoming UST Certification #: via A2LA 2926.01
A2LA-ISO 17025 Certification #: 1461.01
A2LA-ISO 17025 Certification #: 1461.02
AIHA-LAP/LLC EMLAP Certification #:100789

Pace Analytical Services Charlotte

9800 Kincey Ave. Ste 100, Huntersville, NC 28078
Louisiana/NELAP Certification # LA170028
North Carolina Drinking Water Certification #: 37706
North Carolina Field Services Certification #: 5342
North Carolina Wastewater Certification #: 12
South Carolina Certification #: 99006001
Florida/NELAP Certification #: E87627
Kentucky UST Certification #: 84
Virginia/VELAP Certification #: 460221

Pace Analytical Services Asheville

2225 Riverside Drive, Asheville, NC 28804
Florida/NELAP Certification #: E87648
Massachusetts Certification #: M-NC030
North Carolina Drinking Water Certification #: 37712
North Carolina Wastewater Certification #: 40
South Carolina Certification #: 99030001
Virginia/VELAP Certification #: 460222

REPORT OF LABORATORY ANALYSIS

This report shall not be reproduced, except in full,
without the written consent of Pace Analytical Services, LLC.

Pace Analytical Services, LLC
9800 Kincey Ave. Suite 100
Huntersville, NC 28078
(704)875-9092

SAMPLE ANALYTE COUNT

Project: Colonial Pipeline (9/16 GW)
Pace Project No.: 92495906

Lab ID	Sample ID	Method	Analysts	Analytes Reported	Laboratory
92495906001	**MW-39**	EPA 504.1	JMS1	2	PASI-C
		MADEP VPH	ADM	6	PAN
		EPA 6010D	RDT	1	PASI-A
		SM 6200B	CL	62	PASI-C
92495907003	**Trip Blank-07**	SM 6200B	CL	62	PASI-C

PAN = Pace National - Mt. Juliet
PASI-A = Pace Analytical Services - Asheville
PASI-C = Pace Analytical Services - Charlotte

REPORT OF LABORATORY ANALYSIS

This report shall not be reproduced, except in full,
without the written consent of Pace Analytical Services, LLC.

Pace Analytical Services, LLC
9800 Kincey Ave. Suite 100
Huntersville, NC 28078
(704)875-9092

ANALYTICAL RESULTS

Project: Colonial Pipeline (9/16 GW)
Pace Project No.: 92495906

Sample: MW-39 **Lab ID: 92495906001** Collected: 09/16/20 15:45 Received: 09/16/20 18:12 Matrix: Water

Parameters	Results	Units	Report Limit	DF	Prepared	Analyzed	CAS No.	Qual
504 GCS EDB and DBCP	Analytical Method: EPA 504.1 Preparation Method: EPA 504.1 Pace Analytical Services - Charlotte							
1,2-Dibromoethane (EDB)	ND	ug/L	0.020	1	09/17/20 07:15	09/17/20 12:11	106-93-4	
Surrogates								
1-Chloro-2-bromopropane (S)	117	%	70-130	1	09/17/20 07:15	09/17/20 12:11	301-79-56	
MADEPV	Analytical Method: MADEP VPH Preparation Method: MADEPV Pace National - Mt. Juliet							
Aliphatic (C05-C08)	**4280**	ug/L	100	1	09/19/20 07:05	09/19/20 07:05		
Aliphatic (C09-C12)	**732**	ug/L	100	1	09/19/20 07:05	09/19/20 07:05		
Aromatic (C09-C10),Unadjusted	**177**	ug/L	100	1	09/19/20 07:05	09/19/20 07:05	TPHC9C10A	
Total VPH	**5190**	ug/L	100	1	09/19/20 07:05	09/19/20 07:05	VPH	
Surrogates								
2,5-Dibromotoluene (FID)	109	%	70.0-130	1	09/19/20 07:05	09/19/20 07:05	615-59-8FID	
2,5-Dibromotoluene (PID)	96.3	%	70.0-130	1	09/19/20 07:05	09/19/20 07:05	615-59-8PID	
6010 MET ICP	Analytical Method: EPA 6010D Preparation Method: EPA 3010A Pace Analytical Services - Asheville							
Lead	ND	ug/L	5.0	1	09/17/20 02:13	09/17/20 08:45	7439-92-1	
6200B MSV	Analytical Method: SM 6200B Pace Analytical Services - Charlotte							
Benzene	**966**	ug/L	5.0	10		09/17/20 16:51	71-43-2	
Bromobenzene	ND	ug/L	5.0	10		09/17/20 16:51	108-86-1	
Bromochloromethane	ND	ug/L	5.0	10		09/17/20 16:51	74-97-5	
Bromodichloromethane	ND	ug/L	5.0	10		09/17/20 16:51	75-27-4	
Bromoform	ND	ug/L	5.0	10		09/17/20 16:51	75-25-2	
Bromomethane	ND	ug/L	50.0	10		09/17/20 16:51	74-83-9	
n-Butylbenzene	ND	ug/L	5.0	10		09/17/20 16:51	104-51-8	
sec-Butylbenzene	ND	ug/L	5.0	10		09/17/20 16:51	135-98-8	
tert-Butylbenzene	ND	ug/L	5.0	10		09/17/20 16:51	98-06-6	
Carbon tetrachloride	ND	ug/L	5.0	10		09/17/20 16:51	56-23-5	
Chlorobenzene	ND	ug/L	5.0	10		09/17/20 16:51	108-90-7	
Chloroethane	ND	ug/L	10.0	10		09/17/20 16:51	75-00-3	
Chloroform	**13.9**	ug/L	5.0	10		09/17/20 16:51	67-66-3	
Chloromethane	ND	ug/L	10.0	10		09/17/20 16:51	74-87-3	
2-Chlorotoluene	ND	ug/L	5.0	10		09/17/20 16:51	95-49-8	
4-Chlorotoluene	ND	ug/L	5.0	10		09/17/20 16:51	106-43-4	
1,2-Dibromo-3-chloropropane	ND	ug/L	10.0	10		09/17/20 16:51	96-12-8	
Dibromochloromethane	ND	ug/L	5.0	10		09/17/20 16:51	124-48-1	
Dibromomethane	ND	ug/L	5.0	10		09/17/20 16:51	74-95-3	
1,2-Dichlorobenzene	ND	ug/L	5.0	10		09/17/20 16:51	95-50-1	
1,3-Dichlorobenzene	ND	ug/L	5.0	10		09/17/20 16:51	541-73-1	
1,4-Dichlorobenzene	ND	ug/L	5.0	10		09/17/20 16:51	106-46-7	
Dichlorodifluoromethane	ND	ug/L	5.0	10		09/17/20 16:51	75-71-8	
1,1-Dichloroethane	ND	ug/L	5.0	10		09/17/20 16:51	75-34-3	
1,2-Dichloroethane	ND	ug/L	5.0	10		09/17/20 16:51	107-06-2	
1,1-Dichloroethene	ND	ug/L	5.0	10		09/17/20 16:51	75-35-4	

REPORT OF LABORATORY ANALYSIS

This report shall not be reproduced, except in full,
without the written consent of Pace Analytical Services, LLC.

Pace Analytical Services, LLC
9800 Kincey Ave. Suite 100
Huntersville, NC 28078
(704)875-9092

ANALYTICAL RESULTS

Project: Colonial Pipeline (9/16 GW)
Pace Project No.: 92495906

Sample: MW-39 **Lab ID: 92495906001** Collected: 09/16/20 15:45 Received: 09/16/20 18:12 Matrix: Water

Parameters	Results	Units	Report Limit	DF	Prepared	Analyzed	CAS No.	Qual
6200B MSV	Analytical Method: SM 6200B Pace Analytical Services - Charlotte							
cis-1,2-Dichloroethene	ND	ug/L	5.0	10		09/17/20 16:51	156-59-2	
trans-1,2-Dichloroethene	ND	ug/L	5.0	10		09/17/20 16:51	156-60-5	
1,2-Dichloropropane	ND	ug/L	5.0	10		09/17/20 16:51	78-87-5	
1,3-Dichloropropane	ND	ug/L	5.0	10		09/17/20 16:51	142-28-9	
2,2-Dichloropropane	ND	ug/L	5.0	10		09/17/20 16:51	594-20-7	
1,1-Dichloropropene	ND	ug/L	5.0	10		09/17/20 16:51	563-58-6	
cis-1,3-Dichloropropene	ND	ug/L	5.0	10		09/17/20 16:51	10061-01-5	
trans-1,3-Dichloropropene	ND	ug/L	5.0	10		09/17/20 16:51	10061-02-6	
Diisopropyl ether	**83.3**	ug/L	5.0	10		09/17/20 16:51	108-20-3	
Ethylbenzene	**124**	ug/L	5.0	10		09/17/20 16:51	100-41-4	
Hexachloro-1,3-butadiene	ND	ug/L	20.0	10		09/17/20 16:51	87-68-3	
Isopropylbenzene (Cumene)	ND	ug/L	5.0	10		09/17/20 16:51	98-82-8	
Methylene Chloride	ND	ug/L	20.0	10		09/17/20 16:51	75-09-2	
Methyl-tert-butyl ether	**10.8**	ug/L	5.0	10		09/17/20 16:51	1634-04-4	
Naphthalene	ND	ug/L	20.0	10		09/17/20 16:51	91-20-3	
n-Propylbenzene	ND	ug/L	5.0	10		09/17/20 16:51	103-65-1	
Styrene	ND	ug/L	5.0	10		09/17/20 16:51	100-42-5	
1,1,1,2-Tetrachloroethane	ND	ug/L	5.0	10		09/17/20 16:51	630-20-6	
1,1,2,2-Tetrachloroethane	ND	ug/L	5.0	10		09/17/20 16:51	79-34-5	
Tetrachloroethene	ND	ug/L	5.0	10		09/17/20 16:51	127-18-4	
Toluene	**1980**	ug/L	5.0	10		09/17/20 16:51	108-88-3	
1,2,3-Trichlorobenzene	ND	ug/L	20.0	10		09/17/20 16:51	87-61-6	
1,2,4-Trichlorobenzene	ND	ug/L	20.0	10		09/17/20 16:51	120-82-1	
1,1,1-Trichloroethane	ND	ug/L	5.0	10		09/17/20 16:51	71-55-6	
1,1,2-Trichloroethane	ND	ug/L	5.0	10		09/17/20 16:51	79-00-5	
Trichloroethene	ND	ug/L	5.0	10		09/17/20 16:51	79-01-6	
Trichlorofluoromethane	ND	ug/L	10.0	10		09/17/20 16:51	75-69-4	
1,2,3-Trichloropropane	ND	ug/L	5.0	10		09/17/20 16:51	96-18-4	
1,2,4-Trimethylbenzene	**61.1**	ug/L	5.0	10		09/17/20 16:51	95-63-6	
1,3,5-Trimethylbenzene	ND	ug/L	5.0	10		09/17/20 16:51	108-67-8	
Vinyl chloride	ND	ug/L	10.0	10		09/17/20 16:51	75-01-4	
m&p-Xylene	**407**	ug/L	10.0	10		09/17/20 16:51	179601-23-1	
o-Xylene	**209**	ug/L	5.0	10		09/17/20 16:51	95-47-6	
Surrogates								
1,2-Dichloroethane-d4 (S)	85	%	70-130	10		09/17/20 16:51	17060-07-0	
4-Bromofluorobenzene (S)	93	%	70-130	10		09/17/20 16:51	460-00-4	
Toluene-d8 (S)	99	%	70-130	10		09/17/20 16:51	2037-26-5	

REPORT OF LABORATORY ANALYSIS

This report shall not be reproduced, except in full,
without the written consent of Pace Analytical Services, LLC.

Pace Analytical Services, LLC
9800 Kincey Ave. Suite 100
Huntersville, NC 28078
(704)875-9092

ANALYTICAL RESULTS

Project: Colonial Pipeline (9/16 GW)
Pace Project No.: 92495906

Sample: Trip Blank-07 **Lab ID: 92495907003** Collected: 09/16/20 00:00 Received: 09/16/20 18:12 Matrix: Water

Parameters	Results	Units	Report Limit	DF	Prepared	Analyzed	CAS No.	Qual
6200B MSV	Analytical Method: SM 6200B Pace Analytical Services - Charlotte							
Benzene	ND	ug/L	0.50	1		09/17/20 12:54	71-43-2	
Bromobenzene	ND	ug/L	0.50	1		09/17/20 12:54	108-86-1	
Bromochloromethane	ND	ug/L	0.50	1		09/17/20 12:54	74-97-5	
Bromodichloromethane	ND	ug/L	0.50	1		09/17/20 12:54	75-27-4	
Bromoform	ND	ug/L	0.50	1		09/17/20 12:54	75-25-2	
Bromomethane	ND	ug/L	5.0	1		09/17/20 12:54	74-83-9	
n-Butylbenzene	ND	ug/L	0.50	1		09/17/20 12:54	104-51-8	
sec-Butylbenzene	ND	ug/L	0.50	1		09/17/20 12:54	135-98-8	
tert-Butylbenzene	ND	ug/L	0.50	1		09/17/20 12:54	98-06-6	
Carbon tetrachloride	ND	ug/L	0.50	1		09/17/20 12:54	56-23-5	
Chlorobenzene	ND	ug/L	0.50	1		09/17/20 12:54	108-90-7	
Chloroethane	ND	ug/L	1.0	1		09/17/20 12:54	75-00-3	
Chloroform	ND	ug/L	0.50	1		09/17/20 12:54	67-66-3	
Chloromethane	ND	ug/L	1.0	1		09/17/20 12:54	74-87-3	
2-Chlorotoluene	ND	ug/L	0.50	1		09/17/20 12:54	95-49-8	
4-Chlorotoluene	ND	ug/L	0.50	1		09/17/20 12:54	106-43-4	
1,2-Dibromo-3-chloropropane	ND	ug/L	1.0	1		09/17/20 12:54	96-12-8	
Dibromochloromethane	ND	ug/L	0.50	1		09/17/20 12:54	124-48-1	
Dibromomethane	ND	ug/L	0.50	1		09/17/20 12:54	74-95-3	
1,2-Dichlorobenzene	ND	ug/L	0.50	1		09/17/20 12:54	95-50-1	
1,3-Dichlorobenzene	ND	ug/L	0.50	1		09/17/20 12:54	541-73-1	
1,4-Dichlorobenzene	ND	ug/L	0.50	1		09/17/20 12:54	106-46-7	
Dichlorodifluoromethane	ND	ug/L	0.50	1		09/17/20 12:54	75-71-8	
1,1-Dichloroethane	ND	ug/L	0.50	1		09/17/20 12:54	75-34-3	
1,2-Dichloroethane	ND	ug/L	0.50	1		09/17/20 12:54	107-06-2	
1,1-Dichloroethene	ND	ug/L	0.50	1		09/17/20 12:54	75-35-4	
cis-1,2-Dichloroethene	ND	ug/L	0.50	1		09/17/20 12:54	156-59-2	
trans-1,2-Dichloroethene	ND	ug/L	0.50	1		09/17/20 12:54	156-60-5	
1,2-Dichloropropane	ND	ug/L	0.50	1		09/17/20 12:54	78-87-5	
1,3-Dichloropropane	ND	ug/L	0.50	1		09/17/20 12:54	142-28-9	
2,2-Dichloropropane	ND	ug/L	0.50	1		09/17/20 12:54	594-20-7	
1,1-Dichloropropene	ND	ug/L	0.50	1		09/17/20 12:54	563-58-6	
cis-1,3-Dichloropropene	ND	ug/L	0.50	1		09/17/20 12:54	10061-01-5	
trans-1,3-Dichloropropene	ND	ug/L	0.50	1		09/17/20 12:54	10061-02-6	
Diisopropyl ether	ND	ug/L	0.50	1		09/17/20 12:54	108-20-3	
Ethylbenzene	ND	ug/L	0.50	1		09/17/20 12:54	100-41-4	
Hexachloro-1,3-butadiene	ND	ug/L	2.0	1		09/17/20 12:54	87-68-3	
Isopropylbenzene (Cumene)	ND	ug/L	0.50	1		09/17/20 12:54	98-82-8	
Methylene Chloride	ND	ug/L	2.0	1		09/17/20 12:54	75-09-2	
Methyl-tert-butyl ether	ND	ug/L	0.50	1		09/17/20 12:54	1634-04-4	
Naphthalene	ND	ug/L	2.0	1		09/17/20 12:54	91-20-3	
n-Propylbenzene	ND	ug/L	0.50	1		09/17/20 12:54	103-65-1	
Styrene	ND	ug/L	0.50	1		09/17/20 12:54	100-42-5	
1,1,1,2-Tetrachloroethane	ND	ug/L	0.50	1		09/17/20 12:54	630-20-6	
1,1,2,2-Tetrachloroethane	ND	ug/L	0.50	1		09/17/20 12:54	79-34-5	
Tetrachloroethene	ND	ug/L	0.50	1		09/17/20 12:54	127-18-4	

REPORT OF LABORATORY ANALYSIS

This report shall not be reproduced, except in full,
without the written consent of Pace Analytical Services, LLC.

Pace Analytical Services, LLC
9800 Kincey Ave. Suite 100
Huntersville, NC 28078
(704)875-9092

ANALYTICAL RESULTS

Project: Colonial Pipeline (9/16 GW)
Pace Project No.: 92495906

Sample: Trip Blank-07 **Lab ID: 92495907003** Collected: 09/16/20 00:00 Received: 09/16/20 18:12 Matrix: Water

Parameters	Results	Units	Report Limit	DF	Prepared	Analyzed	CAS No.	Qual
6200B MSV	Analytical Method: SM 6200B Pace Analytical Services - Charlotte							
Toluene	ND	ug/L	0.50	1		09/17/20 12:54	108-88-3	
1,2,3-Trichlorobenzene	ND	ug/L	2.0	1		09/17/20 12:54	87-61-6	
1,2,4-Trichlorobenzene	ND	ug/L	2.0	1		09/17/20 12:54	120-82-1	
1,1,1-Trichloroethane	ND	ug/L	0.50	1		09/17/20 12:54	71-55-6	
1,1,2-Trichloroethane	ND	ug/L	0.50	1		09/17/20 12:54	79-00-5	
Trichloroethene	ND	ug/L	0.50	1		09/17/20 12:54	79-01-6	
Trichlorofluoromethane	ND	ug/L	1.0	1		09/17/20 12:54	75-69-4	
1,2,3-Trichloropropane	ND	ug/L	0.50	1		09/17/20 12:54	96-18-4	
1,2,4-Trimethylbenzene	ND	ug/L	0.50	1		09/17/20 12:54	95-63-6	
1,3,5-Trimethylbenzene	ND	ug/L	0.50	1		09/17/20 12:54	108-67-8	
Vinyl chloride	ND	ug/L	1.0	1		09/17/20 12:54	75-01-4	
m&p-Xylene	ND	ug/L	1.0	1		09/17/20 12:54	179601-23-1	
o-Xylene	ND	ug/L	0.50	1		09/17/20 12:54	95-47-6	
Surrogates								
1,2-Dichloroethane-d4 (S)	86	%	70-130	1		09/17/20 12:54	17060-07-0	
4-Bromofluorobenzene (S)	95	%	70-130	1		09/17/20 12:54	460-00-4	
Toluene-d8 (S)	98	%	70-130	1		09/17/20 12:54	2037-26-5	

REPORT OF LABORATORY ANALYSIS

This report shall not be reproduced, except in full,
without the written consent of Pace Analytical Services, LLC.

Pace Analytical Services, LLC
9800 Kincey Ave. Suite 100
Huntersville, NC 28078
(704)875-9092

QUALITY CONTROL DATA

Project: Colonial Pipeline (9/16 GW)
Pace Project No.: 92495906

QC Batch: 1545405
QC Batch Method: MADEPV
Analysis Method: MADEP VPH
Analysis Description: MADEPV
Laboratory: Pace National - Mt. Juliet

Associated Lab Samples: 92495906001

METHOD BLANK: R3572118-1 Matrix: Water
Associated Lab Samples: 92495906001

Parameter	Units	Blank Result	Reporting Limit	Analyzed	Qualifiers
Aliphatic (C05-C08)	ug/L	ND	100	09/18/20 09:46	
Aliphatic (C09-C12)	ug/L	ND	100	09/18/20 09:46	
Aromatic (C09-C10),Unadjusted	ug/L	ND	100	09/18/20 09:46	
Total VPH	ug/L	ND	100	09/18/20 09:46	
2,5-Dibromotoluene (FID)	%	96.8	70.0-130	09/18/20 09:46	
2,5-Dibromotoluene (PID)	%	85.1	70.0-130	09/18/20 09:46	

LABORATORY CONTROL SAMPLE & LCSD: R3572118-2 R3572118-3

Parameter	Units	Spike Conc.	LCS Result	LCSD Result	LCS % Rec	LCSD % Rec	% Rec Limits	RPD	Max RPD	Qualifiers
Aliphatic (C05-C08)	ug/L	1200	1190	1190	99.2	99.2	70.0-130	0.00	25	
Aliphatic (C09-C12)	ug/L	1400	1430	1470	102	105	70.0-130	2.76	25	
Aromatic (C09-C10),Unadjusted	ug/L	200	236	212	118	106	70.0-130	10.7	25	
Total VPH	ug/L	2800	2860	2870	102	103	70.0-130	0.349	25	
2,5-Dibromotoluene (FID)	%				105	101	70.0-130			
2,5-Dibromotoluene (PID)	%				94.7	92.9	70.0-130			

Results presented on this page are in the units indicated by the "Units" column except where an alternate unit is presented to the right of the result.

REPORT OF LABORATORY ANALYSIS

This report shall not be reproduced, except in full,
without the written consent of Pace Analytical Services, LLC.

Pace Analytical Services, LLC
9800 Kincey Ave. Suite 100
Huntersville, NC 28078
(704)875-9092

QUALITY CONTROL DATA

Project: Colonial Pipeline (9/16 GW)
Pace Project No.: 92495906

QC Batch: 567013
QC Batch Method: EPA 3010A
Analysis Method: EPA 6010D
Analysis Description: 6010 MET
Laboratory: Pace Analytical Services - Asheville
Associated Lab Samples: 92495906001

METHOD BLANK: 3004700 Matrix: Water
Associated Lab Samples: 92495906001

Parameter	Units	Blank Result	Reporting Limit	Analyzed	Qualifiers
Lead	ug/L	ND	5.0	09/17/20 08:16	

LABORATORY CONTROL SAMPLE: 3004701

Parameter	Units	Spike Conc.	LCS Result	LCS % Rec	% Rec Limits	Qualifiers
Lead	ug/L	500	503	101	80-120	

MATRIX SPIKE & MATRIX SPIKE DUPLICATE: 3004702 3004703

Parameter	Units	92495905001 Result	MS Spike Conc.	MSD Spike Conc.	MS Result	MSD Result	MS % Rec	MSD % Rec	% Rec Limits	RPD	Qual
Lead	ug/L	ND	500	500	526	516	105	103	75-125	2	

Results presented on this page are in the units indicated by the "Units" column except where an alternate unit is presented to the right of the result.

REPORT OF LABORATORY ANALYSIS

This report shall not be reproduced, except in full,
without the written consent of Pace Analytical Services, LLC.

Pace Analytical Services, LLC
9800 Kincey Ave. Suite 100
Huntersville, NC 28078
(704)875-9092

QUALITY CONTROL DATA

Project: Colonial Pipeline (9/16 GW)
Pace Project No.: 92495906

QC Batch: 567114
QC Batch Method: SM 6200B
Analysis Method: SM 6200B
Analysis Description: 6200B MSV
Laboratory: Pace Analytical Services - Charlotte
Associated Lab Samples: 92495906001, 92495907003

METHOD BLANK: 3005093 Matrix: Water
Associated Lab Samples: 92495906001, 92495907003

Parameter	Units	Blank Result	Reporting Limit	Analyzed	Qualifiers
1,1,1,2-Tetrachloroethane	ug/L	ND	0.50	09/17/20 11:59	
1,1,1-Trichloroethane	ug/L	ND	0.50	09/17/20 11:59	
1,1,2,2-Tetrachloroethane	ug/L	ND	0.50	09/17/20 11:59	
1,1,2-Trichloroethane	ug/L	ND	0.50	09/17/20 11:59	
1,1-Dichloroethane	ug/L	ND	0.50	09/17/20 11:59	
1,1-Dichloroethene	ug/L	ND	0.50	09/17/20 11:59	
1,1-Dichloropropene	ug/L	ND	0.50	09/17/20 11:59	
1,2,3-Trichlorobenzene	ug/L	ND	2.0	09/17/20 11:59	
1,2,3-Trichloropropane	ug/L	ND	0.50	09/17/20 11:59	
1,2,4-Trichlorobenzene	ug/L	ND	2.0	09/17/20 11:59	
1,2,4-Trimethylbenzene	ug/L	ND	0.50	09/17/20 11:59	
1,2-Dibromo-3-chloropropane	ug/L	ND	1.0	09/17/20 11:59	
1,2-Dichlorobenzene	ug/L	ND	0.50	09/17/20 11:59	
1,2-Dichloroethane	ug/L	ND	0.50	09/17/20 11:59	
1,2-Dichloropropane	ug/L	ND	0.50	09/17/20 11:59	
1,3,5-Trimethylbenzene	ug/L	ND	0.50	09/17/20 11:59	
1,3-Dichlorobenzene	ug/L	ND	0.50	09/17/20 11:59	
1,3-Dichloropropane	ug/L	ND	0.50	09/17/20 11:59	
1,4-Dichlorobenzene	ug/L	ND	0.50	09/17/20 11:59	
2,2-Dichloropropane	ug/L	ND	0.50	09/17/20 11:59	
2-Chlorotoluene	ug/L	ND	0.50	09/17/20 11:59	
4-Chlorotoluene	ug/L	ND	0.50	09/17/20 11:59	
Benzene	ug/L	ND	0.50	09/17/20 11:59	
Bromobenzene	ug/L	ND	0.50	09/17/20 11:59	
Bromochloromethane	ug/L	ND	0.50	09/17/20 11:59	
Bromodichloromethane	ug/L	ND	0.50	09/17/20 11:59	
Bromoform	ug/L	ND	0.50	09/17/20 11:59	
Bromomethane	ug/L	ND	5.0	09/17/20 11:59	
Carbon tetrachloride	ug/L	ND	0.50	09/17/20 11:59	
Chlorobenzene	ug/L	ND	0.50	09/17/20 11:59	
Chloroethane	ug/L	ND	1.0	09/17/20 11:59	
Chloroform	ug/L	ND	0.50	09/17/20 11:59	
Chloromethane	ug/L	ND	1.0	09/17/20 11:59	
cis-1,2-Dichloroethene	ug/L	ND	0.50	09/17/20 11:59	
cis-1,3-Dichloropropene	ug/L	ND	0.50	09/17/20 11:59	
Dibromochloromethane	ug/L	ND	0.50	09/17/20 11:59	
Dibromomethane	ug/L	ND	0.50	09/17/20 11:59	
Dichlorodifluoromethane	ug/L	ND	0.50	09/17/20 11:59	
Diisopropyl ether	ug/L	ND	0.50	09/17/20 11:59	
Ethylbenzene	ug/L	ND	0.50	09/17/20 11:59	

Results presented on this page are in the units indicated by the "Units" column except where an alternate unit is presented to the right of the result.

REPORT OF LABORATORY ANALYSIS

This report shall not be reproduced, except in full,
without the written consent of Pace Analytical Services, LLC.

Pace Analytical Services, LLC
9800 Kincey Ave. Suite 100
Huntersville, NC 28078
(704)875-9092

QUALITY CONTROL DATA

Project: Colonial Pipeline (9/16 GW)
Pace Project No.: 92495906

METHOD BLANK: 3005093 Matrix: Water
Associated Lab Samples: 92495906001, 92495907003

Parameter	Units	Blank Result	Reporting Limit	Analyzed	Qualifiers
Hexachloro-1,3-butadiene	ug/L	ND	2.0	09/17/20 11:59	
Isopropylbenzene (Cumene)	ug/L	ND	0.50	09/17/20 11:59	
m&p-Xylene	ug/L	ND	1.0	09/17/20 11:59	
Methyl-tert-butyl ether	ug/L	ND	0.50	09/17/20 11:59	
Methylene Chloride	ug/L	ND	2.0	09/17/20 11:59	
n-Butylbenzene	ug/L	ND	0.50	09/17/20 11:59	
n-Propylbenzene	ug/L	ND	0.50	09/17/20 11:59	
Naphthalene	ug/L	ND	2.0	09/17/20 11:59	
o-Xylene	ug/L	ND	0.50	09/17/20 11:59	
sec-Butylbenzene	ug/L	ND	0.50	09/17/20 11:59	
Styrene	ug/L	ND	0.50	09/17/20 11:59	
tert-Butylbenzene	ug/L	ND	0.50	09/17/20 11:59	
Tetrachloroethene	ug/L	ND	0.50	09/17/20 11:59	
Toluene	ug/L	ND	0.50	09/17/20 11:59	
trans-1,2-Dichloroethene	ug/L	ND	0.50	09/17/20 11:59	
trans-1,3-Dichloropropene	ug/L	ND	0.50	09/17/20 11:59	
Trichloroethene	ug/L	ND	0.50	09/17/20 11:59	
Trichlorofluoromethane	ug/L	ND	1.0	09/17/20 11:59	
Vinyl chloride	ug/L	ND	1.0	09/17/20 11:59	
1,2-Dichloroethane-d4 (S)	%	84	70-130	09/17/20 11:59	
4-Bromofluorobenzene (S)	%	95	70-130	09/17/20 11:59	
Toluene-d8 (S)	%	101	70-130	09/17/20 11:59	

LABORATORY CONTROL SAMPLE: 3005094

Parameter	Units	Spike Conc.	LCS Result	LCS % Rec	% Rec Limits	Qualifiers
1,1,1,2-Tetrachloroethane	ug/L	50	52.5	105	60-140	
1,1,1-Trichloroethane	ug/L	50	46.8	94	60-140	
1,1,2,2-Tetrachloroethane	ug/L	50	51.5	103	60-140	
1,1,2-Trichloroethane	ug/L	50	50.8	102	60-140	
1,1-Dichloroethane	ug/L	50	46.9	94	60-140	
1,1-Dichloroethene	ug/L	50	47.2	94	60-140	
1,1-Dichloropropene	ug/L	50	48.1	96	60-140	
1,2,3-Trichlorobenzene	ug/L	50	54.3	109	60-140	
1,2,3-Trichloropropane	ug/L	50	49.5	99	60-140	
1,2,4-Trichlorobenzene	ug/L	50	56.0	112	60-140	
1,2,4-Trimethylbenzene	ug/L	50	52.0	104	60-140	
1,2-Dibromo-3-chloropropane	ug/L	50	52.1	104	60-140	
1,2-Dichlorobenzene	ug/L	50	52.3	105	60-140	
1,2-Dichloroethane	ug/L	50	38.9	78	60-140	
1,2-Dichloropropane	ug/L	50	53.2	106	60-140	
1,3,5-Trimethylbenzene	ug/L	50	52.6	105	60-140	
1,3-Dichlorobenzene	ug/L	50	53.1	106	60-140	
1,3-Dichloropropane	ug/L	50	53.3	107	60-140	

Results presented on this page are in the units indicated by the "Units" column except where an alternate unit is presented to the right of the result.

REPORT OF LABORATORY ANALYSIS

This report shall not be reproduced, except in full,
without the written consent of Pace Analytical Services, LLC.

Pace Analytical Services, LLC
9800 Kincey Ave. Suite 100
Huntersville, NC 28078
(704)875-9092

QUALITY CONTROL DATA

Project: Colonial Pipeline (9/16 GW)
Pace Project No.: 92495906

LABORATORY CONTROL SAMPLE: 3005094

Parameter	Units	Spike Conc.	LCS Result	LCS % Rec	% Rec Limits	Qualifiers
1,4-Dichlorobenzene	ug/L	50	52.5	105	60-140	
2,2-Dichloropropane	ug/L	50	46.5	93	60-140	
2-Chlorotoluene	ug/L	50	53.0	106	60-140	
4-Chlorotoluene	ug/L	50	51.4	103	60-140	
Benzene	ug/L	50	51.7	103	60-140	
Bromobenzene	ug/L	50	52.9	106	60-140	
Bromochloromethane	ug/L	50	48.3	97	60-140	
Bromodichloromethane	ug/L	50	45.7	91	60-140	
Bromoform	ug/L	50	50.7	101	60-140	
Bromomethane	ug/L	50	46.0	92	60-140	
Carbon tetrachloride	ug/L	50	50.9	102	60-140	
Chlorobenzene	ug/L	50	53.0	106	60-140	
Chloroethane	ug/L	50	32.1	64	60-140	
Chloroform	ug/L	50	43.4	87	60-140	
Chloromethane	ug/L	50	47.1	94	60-140	
cis-1,2-Dichloroethene	ug/L	50	45.5	91	60-140	
cis-1,3-Dichloropropene	ug/L	50	53.9	108	60-140	
Dibromochloromethane	ug/L	50	52.7	105	60-140	
Dibromomethane	ug/L	50	51.6	103	60-140	
Dichlorodifluoromethane	ug/L	50	44.4	89	60-140	
Diisopropyl ether	ug/L	50	45.4	91	60-140	
Ethylbenzene	ug/L	50	52.8	106	60-140	
Hexachloro-1,3-butadiene	ug/L	50	58.6	117	60-140	
Isopropylbenzene (Cumene)	ug/L	50	53.3	107	60-140	
m&p-Xylene	ug/L	100	103	103	60-140	
Methyl-tert-butyl ether	ug/L	50	46.0	92	60-140	
Methylene Chloride	ug/L	50	40.5	81	60-140	
n-Butylbenzene	ug/L	50	53.7	107	60-140	
n-Propylbenzene	ug/L	50	53.4	107	60-140	
Naphthalene	ug/L	50	53.2	106	60-140	
o-Xylene	ug/L	50	52.4	105	60-140	
sec-Butylbenzene	ug/L	50	54.2	108	60-140	
Styrene	ug/L	50	54.3	109	60-140	
tert-Butylbenzene	ug/L	50	44.7	89	60-140	
Tetrachloroethene	ug/L	50	54.2	108	60-140	
Toluene	ug/L	50	51.1	102	60-140	
trans-1,2-Dichloroethene	ug/L	50	46.7	93	60-140	
trans-1,3-Dichloropropene	ug/L	50	50.0	100	60-140	
Trichloroethene	ug/L	50	53.9	108	60-140	
Trichlorofluoromethane	ug/L	50	46.4	93	60-140	
Vinyl chloride	ug/L	50	49.4	99	60-140	
1,2-Dichloroethane-d4 (S)	%			79	70-130	
4-Bromofluorobenzene (S)	%			99	70-130	
Toluene-d8 (S)	%			98	70-130	

Results presented on this page are in the units indicated by the "Units" column except where an alternate unit is presented to the right of the result.

REPORT OF LABORATORY ANALYSIS

This report shall not be reproduced, except in full,
without the written consent of Pace Analytical Services, LLC.

Pace Analytical Services, LLC
9800 Kincey Ave. Suite 100
Huntersville, NC 28078
(704)875-9092

QUALITY CONTROL DATA

Project: Colonial Pipeline (9/16 GW)
Pace Project No.: 92495906

MATRIX SPIKE & MATRIX SPIKE DUPLICATE: 3005095 3005096

Parameter	Units	92495029006 Result	MS Spike Conc.	MSD Spike Conc.	MS Result	MSD Result	MS % Rec	MSD % Rec	% Rec Limits	RPD	Qual
1,1,1,2-Tetrachloroethane	ug/L	ND	2000	2000	1900	1870	95	93	60-140	1	
1,1,1-Trichloroethane	ug/L	ND	2000	2000	1930	2030	97	102	60-140	5	
1,1,2,2-Tetrachloroethane	ug/L	ND	2000	2000	2100	2350	105	118	60-140	11	
1,1,2-Trichloroethane	ug/L	ND	2000	2000	1790	1880	90	94	60-140	5	
1,1-Dichloroethane	ug/L	ND	2000	2000	2100	2090	105	104	60-140	1	
1,1-Dichloroethene	ug/L	ND	2000	2000	2040	2380	102	119	60-140	15	
1,1-Dichloropropene	ug/L	ND	2000	2000	1980	2030	99	101	60-140	2	
1,2,3-Trichlorobenzene	ug/L	ND	2000	2000	2160	1770	108	88	60-140	20	
1,2,3-Trichloropropane	ug/L	ND	2000	2000	2070	2310	103	115	60-140	11	
1,2,4-Trichlorobenzene	ug/L	ND	2000	2000	2110	1910	105	96	60-140	10	
1,2,4-Trimethylbenzene	ug/L	683	2000	2000	2990	2810	115	106	60-140	6	
1,2-Dibromo-3-chloropropane	ug/L	ND	2000	2000	2180	2110	109	106	60-140	3	
1,2-Dichlorobenzene	ug/L	ND	2000	2000	2350	2130	117	107	60-140	10	
1,2-Dichloroethane	ug/L	ND	2000	2000	1910	1970	96	98	60-140	3	
1,2-Dichloropropane	ug/L	ND	2000	2000	2320	2010	116	100	60-140	15	
1,3,5-Trimethylbenzene	ug/L	153	2000	2000	2590	2110	122	98	60-140	20	
1,3-Dichlorobenzene	ug/L	ND	2000	2000	2220	2120	111	106	60-140	5	
1,3-Dichloropropane	ug/L	ND	2000	2000	2150	2340	108	117	60-140	9	
1,4-Dichlorobenzene	ug/L	ND	2000	2000	2210	2070	110	103	60-140	7	
2,2-Dichloropropane	ug/L	ND	2000	2000	1910	2070	95	103	60-140	8	
2-Chlorotoluene	ug/L	ND	2000	2000	2380	1940	119	97	60-140	20	
4-Chlorotoluene	ug/L	ND	2000	2000	2300	1790	115	90	60-140	25	
Benzene	ug/L	14000	2000	2000	16800	16400	138	117	60-140	3	
Bromobenzene	ug/L	ND	2000	2000	2310	1880	116	94	60-140	20	
Bromochloromethane	ug/L	ND	2000	2000	2010	2070	101	104	60-140	3	
Bromodichloromethane	ug/L	ND	2000	2000	1820	1940	91	97	60-140	6	
Bromoform	ug/L	ND	2000	2000	2010	2400	101	120	60-140	18	
Bromomethane	ug/L	ND	2000	2000	2030	2330	102	116	60-140	14	
Carbon tetrachloride	ug/L	ND	2000	2000	2290	2050	115	103	60-140	11	
Chlorobenzene	ug/L	ND	2000	2000	2100	2100	105	105	60-140	0	
Chloroethane	ug/L	ND	2000	2000	2260	2330	113	117	60-140	3	
Chloroform	ug/L	ND	2000	2000	2130	2330	106	117	60-140	9	
Chloromethane	ug/L	ND	2000	2000	1960	2070	98	104	60-140	6	
cis-1,2-Dichloroethene	ug/L	ND	2000	2000	1990	2320	100	116	60-140	15	
cis-1,3-Dichloropropene	ug/L	ND	2000	2000	2080	1940	104	97	60-140	7	
Dibromochloromethane	ug/L	ND	2000	2000	1760	1850	88	93	60-140	5	
Dibromomethane	ug/L	ND	2000	2000	2060	1960	103	98	60-140	5	
Dichlorodifluoromethane	ug/L	ND	2000	2000	1540	1610	77	81	60-140	5	
Diisopropyl ether	ug/L	ND	2000	2000	2070	1770	102	87	60-140	15	
Ethylbenzene	ug/L	1220	2000	2000	3310	3350	104	107	60-140	1	
Hexachloro-1,3-butadiene	ug/L	ND	2000	2000	2180	1950	109	98	60-140	11	
Isopropylbenzene (Cumene)	ug/L	ND	2000	2000	2410	2360	118	116	60-140	2	
m&p-Xylene	ug/L	3980	4000	4000	8160	8060	104	102	60-140	1	
Methyl-tert-butyl ether	ug/L	3220	2000	2000	5190	4450	98	61	60-140	15	
Methylene Chloride	ug/L	ND	2000	2000	1700	1620	85	81	60-140	4	
n-Butylbenzene	ug/L	ND	2000	2000	2420	2150	121	108	60-140	12	

Results presented on this page are in the units indicated by the "Units" column except where an alternate unit is presented to the right of the result.

REPORT OF LABORATORY ANALYSIS

This report shall not be reproduced, except in full,
without the written consent of Pace Analytical Services, LLC.

Pace Analytical Services, LLC
9800 Kincey Ave. Suite 100
Huntersville, NC 28078
(704)875-9092

QUALITY CONTROL DATA

Project: Colonial Pipeline (9/16 GW)
Pace Project No.: 92495906

MATRIX SPIKE & MATRIX SPIKE DUPLICATE: 3005095 3005096

Parameter	Units	92495029006 Result	MS Spike Conc.	MSD Spike Conc.	MS Result	MSD Result	MS % Rec	MSD % Rec	% Rec Limits	RPD	Qual
n-Propylbenzene	ug/L	94.5	2000	2000	2600	2010	125	96	60-140	26	
Naphthalene	ug/L	ND	2000	2000	2280	2060	104	93	60-140	10	
o-Xylene	ug/L	2060	2000	2000	4450	4370	119	115	60-140	2	
sec-Butylbenzene	ug/L	ND	2000	2000	2310	2200	115	110	60-140	5	
Styrene	ug/L	ND	2000	2000	2200	2630	110	132	60-140	18	
tert-Butylbenzene	ug/L	ND	2000	2000	2280	1880	114	94	60-140	20	
Tetrachloroethene	ug/L	ND	2000	2000	2110	2390	106	119	60-140	12	
Toluene	ug/L	19000	2000	2000	20300	21500	67	123	60-140	5	E
trans-1,2-Dichloroethene	ug/L	ND	2000	2000	2480	1890	124	95	60-140	27	
trans-1,3-Dichloropropene	ug/L	ND	2000	2000	1780	1770	89	89	60-140	0	
Trichloroethene	ug/L	ND	2000	2000	2170	2010	108	100	60-140	7	
Trichlorofluoromethane	ug/L	ND	2000	2000	2010	2160	101	108	60-140	7	
Vinyl chloride	ug/L	ND	2000	2000	2100	2160	105	108	60-140	3	
1,2-Dichloroethane-d4 (S)	%						98	98	70-130		
4-Bromofluorobenzene (S)	%						97	113	70-130		
Toluene-d8 (S)	%						92	92	70-130		

Results presented on this page are in the units indicated by the "Units" column except where an alternate unit is presented to the right of the result.

REPORT OF LABORATORY ANALYSIS

This report shall not be reproduced, except in full,
without the written consent of Pace Analytical Services, LLC.

Pace Analytical Services, LLC
9800 Kincey Ave. Suite 100
Huntersville, NC 28078
(704)875-9092

QUALITY CONTROL DATA

Project: Colonial Pipeline (9/16 GW)
Pace Project No.: 92495906

QC Batch: 567038
QC Batch Method: EPA 504.1
Analysis Method: EPA 504.1
Analysis Description: GCS 504 EDB DBCP
Laboratory: Pace Analytical Services - Charlotte
Associated Lab Samples: 92495906001

METHOD BLANK: 3004743 Matrix: Water
Associated Lab Samples: 92495906001

Parameter	Units	Blank Result	Reporting Limit	Analyzed	Qualifiers
1,2-Dibromoethane (EDB)	ug/L	ND	0.020	09/17/20 10:06	
1-Chloro-2-bromopropane (S)	%	116	70-130	09/17/20 10:06	

LABORATORY CONTROL SAMPLE & LCSD: 3004744 3004745

Parameter	Units	Spike Conc.	LCS Result	LCSD Result	LCS % Rec	LCSD % Rec	% Rec Limits	RPD	Max RPD	Qualifiers
1,2-Dibromoethane (EDB)	ug/L	0.25	0.28	0.28	112	115	70-130	3	20	
1-Chloro-2-bromopropane (S)	%				105	108	70-130			

MATRIX SPIKE & MATRIX SPIKE DUPLICATE: 3004747 3004748

Parameter	Units	92495905002 Result	MS Spike Conc.	MSD Spike Conc.	MS Result	MSD Result	MS % Rec	MSD % Rec	% Rec Limits	RPD	Qual
1,2-Dibromoethane (EDB)	ug/L	ND	0.25	0.25	0.31	0.30	124	119	65-135	4	
1-Chloro-2-bromopropane (S)	%						111	109	70-130		

SAMPLE DUPLICATE: 3004746

Parameter	Units	92495905001 Result	Dup Result	RPD	Qualifiers
1,2-Dibromoethane (EDB)	ug/L	ND	ND		
1-Chloro-2-bromopropane (S)	%	103	107		

Results presented on this page are in the units indicated by the "Units" column except where an alternate unit is presented to the right of the result.

REPORT OF LABORATORY ANALYSIS

This report shall not be reproduced, except in full,
without the written consent of Pace Analytical Services, LLC.

Pace Analytical Services, LLC
9800 Kincey Ave. Suite 100
Huntersville, NC 28078
(704)875-9092

QUALIFIERS

Project: Colonial Pipeline (9/16 GW)
Pace Project No.: 92495906

DEFINITIONS

DF - Dilution Factor, if reported, represents the factor applied to the reported data due to dilution of the sample aliquot.

ND - Not Detected at or above adjusted reporting limit.

TNTC - Too Numerous To Count

J - Estimated concentration above the adjusted method detection limit and below the adjusted reporting limit.

MDL - Adjusted Method Detection Limit.

PQL - Practical Quantitation Limit.

RL - Reporting Limit - The lowest concentration value that meets project requirements for quantitative data with known precision and bias for a specific analyte in a specific matrix.

S - Surrogate

1,2-Diphenylhydrazine decomposes to and cannot be separated from Azobenzene using Method 8270. The result for each analyte is a combined concentration.

Consistent with EPA guidelines, unrounded data are displayed and have been used to calculate % recovery and RPD values.

LCS(D) - Laboratory Control Sample (Duplicate)

MS(D) - Matrix Spike (Duplicate)

DUP - Sample Duplicate

RPD - Relative Percent Difference

NC - Not Calculable.

SG - Silica Gel - Clean-Up

U - Indicates the compound was analyzed for, but not detected.

Acid preservation may not be appropriate for 2 Chloroethylvinyl ether.

A separate vial preserved to a pH of 4-5 is recommended in SW846 Chapter 4 for the analysis of Acrolein and Acrylonitrile by EPA Method 8260.

N-Nitrosodiphenylamine decomposes and cannot be separated from Diphenylamine using Method 8270. The result reported for each analyte is a combined concentration.

Pace Analytical is TNI accredited. Contact your Pace PM for the current list of accredited analytes.

TNI - The NELAC Institute.

ANALYTE QUALIFIERS

E Analyte concentration exceeded the calibration range. The reported result is estimated.

This report shall not be reproduced, except in full,
without the written consent of Pace Analytical Services, LLC.

Pace Analytical Services, LLC
9800 Kincey Ave. Suite 100
Huntersville, NC 28078
(704)875-9092

QUALITY CONTROL DATA CROSS REFERENCE TABLE

Project: Colonial Pipeline (9/16 GW)
Pace Project No.: 92495906

Lab ID	Sample ID	QC Batch Method	QC Batch	Analytical Method	Analytical Batch
92495906001	**MW-39**	EPA 504.1	567038	EPA 504.1	567094
92495906001	**MW-39**	MADEPV	1545405	MADEP VPH	1545405
92495906001	**MW-39**	EPA 3010A	567013	EPA 6010D	567023
92495906001	**MW-39**	SM 6200B	567114		
92495907003	**Trip Blank-07**	SM 6200B	567114		

This report shall not be reproduced, except in full,
without the written consent of Pace Analytical Services, LLC.

Pace Analytical	Document Name: Sample Condition Upon Receipt(SCUR)	Document Revised: February 7, 2018 Page 1 of 2
	Document No.: F-CAR-CS-033-Rev.06	Issuing Authority: Pace Carolinas Quality Office

Laboratory receiving samples:
Asheville ☐ Eden ☐ Greenwood ☐ Huntersville ☑ Raleigh ☐ Mechanicsville ☐

Sample Condition Upon Receipt

Client Name: AECOM

Project #: WO# : 92495906

92495906

Courier: ☐ Commercial ☐ Fed Ex ☐ UPS ☐ USPS ☐ Pace ☐ Other:____ ☑ Client

Custody Seal Present? ☐ Yes ☐ No **Seals Intact?** ☐ Yes ☐ No

Date/Initials Person Examining Contents: [illegible] 9-16-20

Packing Material: ☐ Bubble Wrap ☑ Bubble Bags ☐ None ☐ Other

Biological Tissue Frozen? ☐ Yes ☐ No ☑ N/A

Thermometer: ☐ IR Gun ID: 92T061 **Type of Ice:** ☐ Wet ☐ Blue ☐ None

Cooler Temp (°C): 5.4 **Correction Factor:** Add/Subtract (°C) 0.0

Cooler Temp Corrected (°C): 5.4

Temp should be above freezing to 6°C
☐ Samples out of temp criteria. Samples on ice, cooling process has begun

USDA Regulated Soil (☑ N/A, water sample)
Did samples originate in a quarantine zone within the United States: CA, NY, or SC (check maps)? ☐ Yes ☐ No

Did samples originate from a foreign source (Internationally, including Hawaii and Puerto Rico)? ☐ Yes ☐ No

		Comments/Discrepancy:
Chain of Custody Present?	☑ Yes ☐ No ☐ N/A	1.
Samples Arrived within Hold Time?	☑ Yes ☐ No ☐ N/A	2.
Short Hold Time Analysis (<72 hr.)?	☐ Yes ☑ No ☐ N/A	3.
Rush Turn Around Time Requested?	☑ Yes ☐ No ☐ N/A	4.
Sufficient Volume?	☑ Yes ☐ No ☐ N/A	5.
Correct Containers Used?	☑ Yes ☐ No ☐ N/A	6.
-Pace Containers Used?	☑ Yes ☐ No ☐ N/A	
Containers Intact?	☑ Yes ☐ No ☐ N/A	7.
Dissolved analysis: Samples Field Filtered?	☐ Yes ☐ No ☑ N/A	8.
Sample Labels Match COC?	☑ Yes ☐ No ☐ N/A	9.
-Includes Date/Time/ID/Analysis Matrix: WT		
Headspace in VOA Vials (>5-6mm)?	☐ Yes ☑ No ☐ N/A	10.
Trip Blank Present?	☐ Yes ☑ No ☐ N/A	11.
Trip Blank Custody Seals Present?	☐ Yes ☐ No ☑ N/A	

COMMENTS/SAMPLE DISCREPANCY

Field Data Required? ☐ Yes ☐ No

Lot ID of split containers:

CLIENT NOTIFICATION/RESOLUTION

Person contacted: _____ Date/Time: _____

Project Manager SCURF Review: NMB **Date:** 9/17/20

Project Manager SRF Review: NMB **Date:** 9/17/20

***Check mark top half of box if pH and/or dechlorination is verified and within the acceptance range for preservation samples.**

Exceptions: VOA, Coliform, TOC, Oil and Grease, DRO/8015 (water) DOC, LLHg

****Bottom half of box is to list number of bottle**

Project # **WO# : 92495906**

PM: NMG Due Date: 09/17/20

CLIENT: 92-AECOM CHA

Item#	BP4U-125 mL Plastic Unpreserved (N/A) (Cl-)	BP3U-250 mL Plastic Unpreserved (N/A)	BP2U-500 mL Plastic Unpreserved (N/A)	BP1U-1 liter Plastic Unpreserved (N/A)	BP4S-125 mL Plastic H2SO4 (pH < 2) (Cl-)	BP3N-250 mL plastic HNO3 (pH < 2)	BP4Z-125 mL Plastic ZN Acetate & NaOH (>9)	BP4C-125 mL Plastic NaOH (pH > 12) (Cl-)	WGFU-Wide-mouthed Glass jar Unpreserved	AG1U-1 liter Amber Unpreserved (N/A) (Cl-)	AG1H-1 liter Amber HCl (pH < 2)	AG3U-250 mL Amber Unpreserved (N/A) (Cl-	AG1S-1 liter Amber H2SO4 (pH < 2)	AG3S-250 mL Amber H2SO4 (pH < 2)	AG3A(DG3A)-250 mL Amber NH4Cl (N/A)(Cl-)	DG9H-40 mL VOA HCl (N/A)	VG9T-40 mL VOA Na2S2O3 (N/A)	VG9U-40 mL VOA Unp (N/A)	DG9P-40 mL VOA H3PO4 (N/A)	VOAK (6 vials per kit)-5035 kit (N/A)	V/GK (3 vials per kit)-VPH/Gas kit (N/A)	SP5T-125 mL Sterile Plastic (N/A – lab)	SP2T-250 mL Sterile Plastic (N/A – lab)		BP3A-250 mL Plastic (NH2)2SO4 (9.3-9.7)	AG0U-100 mL Amber Unpreserved vials (N/A)	VSGU-20 mL Scintillation vials (N/A)	DG9U-40 mL Amber Unpreserved vials (N/A)
1						1										3												
2																												
3																												
4																												
5																												
6																												
7																												
8																												
9																												
10																												
11																												
12																												

pH Adjustment Log for Preserved Samples

Sample ID	Type of Preservative	pH upon receipt	Date preservation adjusted	Time preservation adjusted	Amount of Preservative added	Lot #

Note: Whenever there is a discrepancy affecting North Carolina compliance samples, a copy of this form will be sent to the North Carolina DEHNR Certification Office (i.e. Out of hold, incorrect preservative, out of temp, incorrect containers.

Pace Analytical
WWW.PACELABS.COM

CHAIN-OF-CUSTODY / Analytical Request Document

The Chain-of-Custody is a LEGAL DOCUMENT. All relevant fields must be completed accurately.

Page : 1 Of 1

Section A Required Client Information:		Section B Required Project Information:		Section C Invoice Information:	
Company:	AECOM, Charlotte	Report To:	Wreschnig, Andrew	Attention:	
Address:	6000 Fairview Road	Copy To:		Company Name:	
Suite 200, Charlotte, NC 28210				Address:	
Email:	andrew.wreschnig@aecom.com	Purchase Order #:		Pace Quote:	
Phone:	(980)221-7831 Fax:	Project Name:	Colonial Pipeline	Pace Project Manager:	nicole.gasiorowski@pacelabs.com,
Requested Due Date:		Project #:		Pace Profile #:	12518

Regulatory Agency	
State / Location	NC

ITEM #	SAMPLE ID (One Character per box. (A-Z, 0-9 / , -) Sample Ids must be unique)	MATRIX CODE (see valid codes to left)	SAMPLE TYPE (G=GRAB C=COMP)	COLLECTED START DATE	COLLECTED START TIME	COLLECTED END DATE	COLLECTED END TIME	SAMPLE TEMP AT COLLECTION	# OF CONTAINERS	Preservatives: Unpreserved	H2SO4	HNO3	HCl	NaOH	Na2S2O3	Methanol	Other	Analyses Test Y/N	6200	VPH	6010 Lead	504.1 EDB	Trip BLANK	Residual Chlorine (Y/N)	92495706
1	MW-39	WG				9/16/20	1545	17	11			X	X				X		X	X	X	X	X		001
2	Trip Blank-07	WG				9/16/20			2				X						X				X		
3																									
4																									
5																									
6																									
7																									
8																									
9																									
10																									
11																									
12																									

ADDITIONAL COMMENTS	RELINQUISHED BY / AFFILIATION	DATE	TIME	ACCEPTED BY / AFFILIATION	DATE	TIME	SAMPLE CONDITIONS			
	Randy Morgan	9-16-20		MD Pace HL	9-16-20	18:12	5.4	Y	N	Y

SAMPLER NAME AND SIGNATURE

PRINT Name of SAMPLER: Randy Morgan

SIGNATURE of SAMPLER: Randy Morgan DATE Signed: 9/16/20

TEMP in C	Received on Ice (Y/N)	Custody Sealed Cooler (Y/N)	Samples Intact (Y/N)

Pace Analytical Services, LLC
9800 Kincey Ave. Suite 100
Huntersville, NC 28078
(704)875-9092

September 21, 2020

Andrew Wreschnig
AECOM
6000 Fairview Road
Suite 200
Charlotte, NC 28210

RE: Project: Colonial Pipeline (9/16 GW)
Pace Project No.: 92495907

Dear Andrew Wreschnig:

Enclosed are the analytical results for sample(s) received by the laboratory on September 16, 2020. The results relate only to the samples included in this report. Results reported herein conform to the applicable TNI/NELAC Standards and the laboratory's Quality Manual, where applicable, unless otherwise noted in the body of the report.

The test results provided in this final report were generated by each of the following laboratories within the Pace Network:

- Pace National - Mt. Juliet
- Pace Analytical Services - Asheville
- Pace Analytical Services - Charlotte

If you have any questions concerning this report, please feel free to contact me.

Sincerely,

Nicole Gasiorowski
nicole.gasiorowski@pacelabs.com
(704)875-9092
Project Manager

Enclosures

cc: Jeff Morrison, Colonial Pipeline Company

This report shall not be reproduced, except in full,
without the written consent of Pace Analytical Services, LLC.

Pace Analytical Services, LLC
9800 Kincey Ave. Suite 100
Huntersville, NC 28078
(704)875-9092

CERTIFICATIONS

Project: Colonial Pipeline (9/16 GW)
Pace Project No.: 92495907

Pace Analytical Services National

12065 Lebanon Road, Mt. Juliet, TN 37122
Alabama Certification #: 40660
Alaska Certification 17-026
Arizona Certification #: AZ0612
Arkansas Certification #: 88-0469
California Certification #: 2932
Canada Certification #: 1461.01
Colorado Certification #: TN00003
Connecticut Certification #: PH-0197
DOD Certification: #1461.01
EPA# TN00003
Florida Certification #: E87487
Georgia DW Certification #: 923
Georgia Certification: NELAP
Idaho Certification #: TN00003
Illinois Certification #: 200008
Indiana Certification #: C-TN-01
Iowa Certification #: 364
Kansas Certification #: E-10277
Kentucky UST Certification #: 16
Kentucky Certification #: 90010
Louisiana Certification #: AI30792
Louisiana DW Certification #: LA180010
Maine Certification #: TN0002
Maryland Certification #: 324
Massachusetts Certification #: M-TN003
Michigan Certification #: 9958
Minnesota Certification #: 047-999-395
Mississippi Certification #: TN00003
Missouri Certification #: 340
Montana Certification #: CERT0086
Nebraska Certification #: NE-OS-15-05
Nevada Certification #: TN-03-2002-34
New Hampshire Certification #: 2975
New Jersey Certification #: TN002
New Mexico DW Certification
New York Certification #: 11742
North Carolina Aquatic Toxicity Certification #: 41
North Carolina Drinking Water Certification #: 21704
North Carolina Environmental Certificate #: 375
North Dakota Certification #: R-140
Ohio VAP Certification #: CL0069
Oklahoma Certification #: 9915
Oregon Certification #: TN200002
Pennsylvania Certification #: 68-02979
Rhode Island Certification #: LAO00356
South Carolina Certification #: 84004
South Dakota Certification
Tennessee DW/Chem/Micro Certification #: 2006
Texas Certification #: T 104704245-17-14
Texas Mold Certification #: LAB0152
USDA Soil Permit #: P330-15-00234
Utah Certification #: TN00003
Virginia Certification #: VT2006
Vermont Dept. of Health: ID# VT-2006
Virginia Certification #: 460132
Washington Certification #: C847
West Virginia Certification #: 233
Wisconsin Certification #: 9980939910
Wyoming UST Certification #: via A2LA 2926.01
A2LA-ISO 17025 Certification #: 1461.01
A2LA-ISO 17025 Certification #: 1461.02
AIHA-LAP/LLC EMLAP Certification #:100789

Pace Analytical Services Charlotte

9800 Kincey Ave. Ste 100, Huntersville, NC 28078
Louisiana/NELAP Certification # LA170028
North Carolina Drinking Water Certification #: 37706
North Carolina Field Services Certification #: 5342
North Carolina Wastewater Certification #: 12
South Carolina Certification #: 99006001
Florida/NELAP Certification #: E87627
Kentucky UST Certification #: 84
Virginia/VELAP Certification #: 460221

Pace Analytical Services Asheville

2225 Riverside Drive, Asheville, NC 28804
Florida/NELAP Certification #: E87648
Massachusetts Certification #: M-NC030
North Carolina Drinking Water Certification #: 37712
North Carolina Wastewater Certification #: 40
South Carolina Certification #: 99030001
Virginia/VELAP Certification #: 460222

REPORT OF LABORATORY ANALYSIS

This report shall not be reproduced, except in full,
without the written consent of Pace Analytical Services, LLC.

Pace Analytical Services, LLC
9800 Kincey Ave. Suite 100
Huntersville, NC 28078
(704)875-9092

SAMPLE ANALYTE COUNT

Project: Colonial Pipeline (9/16 GW)
Pace Project No.: 92495907

Lab ID	Sample ID	Method	Analysts	Analytes Reported	Laboratory
92495907001	**MW-38**	EPA 504.1	JMS1	2	PASI-C
		MADEP VPH	ADM	6	PAN
		EPA 6010D	RDT	1	PASI-A
		SM 6200B	CL	62	PASI-C
92495907002	**MW-43**	EPA 504.1	JMS1	2	PASI-C
		MADEP VPH	ADM	6	PAN
		EPA 6010D	RDT	1	PASI-A
		SM 6200B	CL	62	PASI-C
92495907003	**Trip Blank-07**	SM 6200B	CL	62	PASI-C

PAN = Pace National - Mt. Juliet
PASI-A = Pace Analytical Services - Asheville
PASI-C = Pace Analytical Services - Charlotte

This report shall not be reproduced, except in full,
without the written consent of Pace Analytical Services, LLC.

Pace Analytical Services, LLC
9800 Kincey Ave. Suite 100
Huntersville, NC 28078
(704)875-9092

ANALYTICAL RESULTS

Project: Colonial Pipeline (9/16 GW)
Pace Project No.: 92495907

Sample: MW-38 **Lab ID: 92495907001** Collected: 09/16/20 16:15 Received: 09/16/20 18:12 Matrix: Water

Parameters	Results	Units	Report Limit	DF	Prepared	Analyzed	CAS No.	Qual
504 GCS EDB and DBCP	Analytical Method: EPA 504.1 Preparation Method: EPA 504.1 Pace Analytical Services - Charlotte							
1,2-Dibromoethane (EDB)	ND	ug/L	0.020	1	09/17/20 07:15	09/17/20 12:23	106-93-4	
Surrogates								
1-Chloro-2-bromopropane (S)	102	%	70-130	1	09/17/20 07:15	09/17/20 12:23	301-79-56	
MADEPV	Analytical Method: MADEP VPH Preparation Method: MADEPV Pace National - Mt. Juliet							
Aliphatic (C05-C08)	ND	ug/L	100	1	09/18/20 23:35	09/18/20 23:35		
Aliphatic (C09-C12)	ND	ug/L	100	1	09/18/20 23:35	09/18/20 23:35		
Aromatic (C09-C10),Unadjusted	ND	ug/L	100	1	09/18/20 23:35	09/18/20 23:35	TPHC9C10A	
Total VPH	ND	ug/L	100	1	09/18/20 23:35	09/18/20 23:35	VPH	
Surrogates								
2,5-Dibromotoluene (FID)	102	%	70.0-130	1	09/18/20 23:35	09/18/20 23:35	615-59-8FID	
2,5-Dibromotoluene (PID)	92.3	%	70.0-130	1	09/18/20 23:35	09/18/20 23:35	615-59-8PID	
6010 MET ICP	Analytical Method: EPA 6010D Preparation Method: EPA 3010A Pace Analytical Services - Asheville							
Lead	ND	ug/L	5.0	1	09/17/20 02:13	09/17/20 08:54	7439-92-1	BC
6200B MSV	Analytical Method: SM 6200B Pace Analytical Services - Charlotte							
Benzene	**3.4**	ug/L	0.50	1		09/17/20 15:02	71-43-2	
Bromobenzene	ND	ug/L	0.50	1		09/17/20 15:02	108-86-1	
Bromochloromethane	ND	ug/L	0.50	1		09/17/20 15:02	74-97-5	
Bromodichloromethane	**0.74**	ug/L	0.50	1		09/17/20 15:02	75-27-4	
Bromoform	ND	ug/L	0.50	1		09/17/20 15:02	75-25-2	
Bromomethane	ND	ug/L	5.0	1		09/17/20 15:02	74-83-9	
n-Butylbenzene	ND	ug/L	0.50	1		09/17/20 15:02	104-51-8	
sec-Butylbenzene	ND	ug/L	0.50	1		09/17/20 15:02	135-98-8	
tert-Butylbenzene	ND	ug/L	0.50	1		09/17/20 15:02	98-06-6	
Carbon tetrachloride	ND	ug/L	0.50	1		09/17/20 15:02	56-23-5	
Chlorobenzene	ND	ug/L	0.50	1		09/17/20 15:02	108-90-7	
Chloroethane	ND	ug/L	1.0	1		09/17/20 15:02	75-00-3	
Chloroform	**4.3**	ug/L	0.50	1		09/17/20 15:02	67-66-3	
Chloromethane	ND	ug/L	1.0	1		09/17/20 15:02	74-87-3	
2-Chlorotoluene	ND	ug/L	0.50	1		09/17/20 15:02	95-49-8	
4-Chlorotoluene	ND	ug/L	0.50	1		09/17/20 15:02	106-43-4	
1,2-Dibromo-3-chloropropane	ND	ug/L	1.0	1		09/17/20 15:02	96-12-8	
Dibromochloromethane	ND	ug/L	0.50	1		09/17/20 15:02	124-48-1	
Dibromomethane	ND	ug/L	0.50	1		09/17/20 15:02	74-95-3	
1,2-Dichlorobenzene	ND	ug/L	0.50	1		09/17/20 15:02	95-50-1	
1,3-Dichlorobenzene	ND	ug/L	0.50	1		09/17/20 15:02	541-73-1	
1,4-Dichlorobenzene	ND	ug/L	0.50	1		09/17/20 15:02	106-46-7	
Dichlorodifluoromethane	ND	ug/L	0.50	1		09/17/20 15:02	75-71-8	
1,1-Dichloroethane	ND	ug/L	0.50	1		09/17/20 15:02	75-34-3	
1,2-Dichloroethane	ND	ug/L	0.50	1		09/17/20 15:02	107-06-2	
1,1-Dichloroethene	ND	ug/L	0.50	1		09/17/20 15:02	75-35-4	

REPORT OF LABORATORY ANALYSIS

This report shall not be reproduced, except in full,
without the written consent of Pace Analytical Services, LLC.

Pace Analytical Services, LLC
9800 Kincey Ave. Suite 100
Huntersville, NC 28078
(704)875-9092

ANALYTICAL RESULTS

Project: Colonial Pipeline (9/16 GW)
Pace Project No.: 92495907

Sample: MW-38 **Lab ID: 92495907001** Collected: 09/16/20 16:15 Received: 09/16/20 18:12 Matrix: Water

Parameters	Results	Units	Report Limit	DF	Prepared	Analyzed	CAS No.	Qual
6200B MSV	Analytical Method: SM 6200B Pace Analytical Services - Charlotte							
cis-1,2-Dichloroethene	ND	ug/L	0.50	1		09/17/20 15:02	156-59-2	
trans-1,2-Dichloroethene	ND	ug/L	0.50	1		09/17/20 15:02	156-60-5	
1,2-Dichloropropane	ND	ug/L	0.50	1		09/17/20 15:02	78-87-5	
1,3-Dichloropropane	ND	ug/L	0.50	1		09/17/20 15:02	142-28-9	
2,2-Dichloropropane	ND	ug/L	0.50	1		09/17/20 15:02	594-20-7	
1,1-Dichloropropene	ND	ug/L	0.50	1		09/17/20 15:02	563-58-6	
cis-1,3-Dichloropropene	ND	ug/L	0.50	1		09/17/20 15:02	10061-01-5	
trans-1,3-Dichloropropene	ND	ug/L	0.50	1		09/17/20 15:02	10061-02-6	
Diisopropyl ether	**2.0**	ug/L	0.50	1		09/17/20 15:02	108-20-3	
Ethylbenzene	ND	ug/L	0.50	1		09/17/20 15:02	100-41-4	
Hexachloro-1,3-butadiene	ND	ug/L	2.0	1		09/17/20 15:02	87-68-3	
Isopropylbenzene (Cumene)	ND	ug/L	0.50	1		09/17/20 15:02	98-82-8	
Methylene Chloride	ND	ug/L	2.0	1		09/17/20 15:02	75-09-2	
Methyl-tert-butyl ether	**0.78**	ug/L	0.50	1		09/17/20 15:02	1634-04-4	
Naphthalene	ND	ug/L	2.0	1		09/17/20 15:02	91-20-3	
n-Propylbenzene	ND	ug/L	0.50	1		09/17/20 15:02	103-65-1	
Styrene	ND	ug/L	0.50	1		09/17/20 15:02	100-42-5	
1,1,1,2-Tetrachloroethane	ND	ug/L	0.50	1		09/17/20 15:02	630-20-6	
1,1,2,2-Tetrachloroethane	ND	ug/L	0.50	1		09/17/20 15:02	79-34-5	
Tetrachloroethene	ND	ug/L	0.50	1		09/17/20 15:02	127-18-4	
Toluene	ND	ug/L	0.50	1		09/17/20 15:02	108-88-3	
1,2,3-Trichlorobenzene	ND	ug/L	2.0	1		09/17/20 15:02	87-61-6	
1,2,4-Trichlorobenzene	ND	ug/L	2.0	1		09/17/20 15:02	120-82-1	
1,1,1-Trichloroethane	ND	ug/L	0.50	1		09/17/20 15:02	71-55-6	
1,1,2-Trichloroethane	ND	ug/L	0.50	1		09/17/20 15:02	79-00-5	
Trichloroethene	ND	ug/L	0.50	1		09/17/20 15:02	79-01-6	
Trichlorofluoromethane	ND	ug/L	1.0	1		09/17/20 15:02	75-69-4	
1,2,3-Trichloropropane	ND	ug/L	0.50	1		09/17/20 15:02	96-18-4	
1,2,4-Trimethylbenzene	ND	ug/L	0.50	1		09/17/20 15:02	95-63-6	
1,3,5-Trimethylbenzene	ND	ug/L	0.50	1		09/17/20 15:02	108-67-8	
Vinyl chloride	ND	ug/L	1.0	1		09/17/20 15:02	75-01-4	
m&p-Xylene	ND	ug/L	1.0	1		09/17/20 15:02	179601-23-1	
o-Xylene	ND	ug/L	0.50	1		09/17/20 15:02	95-47-6	
Surrogates								
1,2-Dichloroethane-d4 (S)	87	%	70-130	1		09/17/20 15:02	17060-07-0	
4-Bromofluorobenzene (S)	94	%	70-130	1		09/17/20 15:02	460-00-4	
Toluene-d8 (S)	98	%	70-130	1		09/17/20 15:02	2037-26-5	

REPORT OF LABORATORY ANALYSIS

This report shall not be reproduced, except in full,
without the written consent of Pace Analytical Services, LLC.

Pace Analytical Services, LLC
9800 Kincey Ave. Suite 100
Huntersville, NC 28078
(704)875-9092

ANALYTICAL RESULTS

Project: Colonial Pipeline (9/16 GW)
Pace Project No.: 92495907

Sample: MW-43 **Lab ID: 92495907002** Collected: 09/16/20 16:00 Received: 09/16/20 18:12 Matrix: Water

Parameters	Results	Units	Report Limit	DF	Prepared	Analyzed	CAS No.	Qual
504 GCS EDB and DBCP	Analytical Method: EPA 504.1 Preparation Method: EPA 504.1 Pace Analytical Services - Charlotte							
1,2-Dibromoethane (EDB)	ND	ug/L	0.020	1	09/17/20 07:15	09/17/20 12:35	106-93-4	
Surrogates								
1-Chloro-2-bromopropane (S)	103	%	70-130	1	09/17/20 07:15	09/17/20 12:35	301-79-56	
MADEPV	Analytical Method: MADEP VPH Preparation Method: MADEPV Pace National - Mt. Juliet							
Aliphatic (C05-C08)	ND	ug/L	100	1	09/19/20 00:08	09/19/20 00:08		
Aliphatic (C09-C12)	ND	ug/L	100	1	09/19/20 00:08	09/19/20 00:08		
Aromatic (C09-C10),Unadjusted	ND	ug/L	100	1	09/19/20 00:08	09/19/20 00:08	TPHC9C10A	
Total VPH	ND	ug/L	100	1	09/19/20 00:08	09/19/20 00:08	VPH	
Surrogates								
2,5-Dibromotoluene (FID)	103	%	70.0-130	1	09/19/20 00:08	09/19/20 00:08	615-59-8FID	
2,5-Dibromotoluene (PID)	91.5	%	70.0-130	1	09/19/20 00:08	09/19/20 00:08	615-59-8PID	
6010 MET ICP	Analytical Method: EPA 6010D Preparation Method: EPA 3010A Pace Analytical Services - Asheville							
Lead	ND	ug/L	5.0	1	09/17/20 02:13	09/17/20 08:58	7439-92-1	BC
6200B MSV	Analytical Method: SM 6200B Pace Analytical Services - Charlotte							
Benzene	ND	ug/L	0.50	1		09/17/20 15:20	71-43-2	
Bromobenzene	ND	ug/L	0.50	1		09/17/20 15:20	108-86-1	
Bromochloromethane	ND	ug/L	0.50	1		09/17/20 15:20	74-97-5	
Bromodichloromethane	**1.8**	ug/L	0.50	1		09/17/20 15:20	75-27-4	
Bromoform	ND	ug/L	0.50	1		09/17/20 15:20	75-25-2	
Bromomethane	ND	ug/L	5.0	1		09/17/20 15:20	74-83-9	
n-Butylbenzene	ND	ug/L	0.50	1		09/17/20 15:20	104-51-8	
sec-Butylbenzene	ND	ug/L	0.50	1		09/17/20 15:20	135-98-8	
tert-Butylbenzene	ND	ug/L	0.50	1		09/17/20 15:20	98-06-6	
Carbon tetrachloride	ND	ug/L	0.50	1		09/17/20 15:20	56-23-5	
Chlorobenzene	ND	ug/L	0.50	1		09/17/20 15:20	108-90-7	
Chloroethane	ND	ug/L	1.0	1		09/17/20 15:20	75-00-3	
Chloroform	**12.1**	ug/L	0.50	1		09/17/20 15:20	67-66-3	
Chloromethane	ND	ug/L	1.0	1		09/17/20 15:20	74-87-3	
2-Chlorotoluene	ND	ug/L	0.50	1		09/17/20 15:20	95-49-8	
4-Chlorotoluene	ND	ug/L	0.50	1		09/17/20 15:20	106-43-4	
1,2-Dibromo-3-chloropropane	ND	ug/L	1.0	1		09/17/20 15:20	96-12-8	
Dibromochloromethane	ND	ug/L	0.50	1		09/17/20 15:20	124-48-1	
Dibromomethane	ND	ug/L	0.50	1		09/17/20 15:20	74-95-3	
1,2-Dichlorobenzene	ND	ug/L	0.50	1		09/17/20 15:20	95-50-1	
1,3-Dichlorobenzene	ND	ug/L	0.50	1		09/17/20 15:20	541-73-1	
1,4-Dichlorobenzene	ND	ug/L	0.50	1		09/17/20 15:20	106-46-7	
Dichlorodifluoromethane	ND	ug/L	0.50	1		09/17/20 15:20	75-71-8	
1,1-Dichloroethane	ND	ug/L	0.50	1		09/17/20 15:20	75-34-3	
1,2-Dichloroethane	ND	ug/L	0.50	1		09/17/20 15:20	107-06-2	
1,1-Dichloroethene	ND	ug/L	0.50	1		09/17/20 15:20	75-35-4	

REPORT OF LABORATORY ANALYSIS

This report shall not be reproduced, except in full,
without the written consent of Pace Analytical Services, LLC.

Pace Analytical Services, LLC
9800 Kincey Ave. Suite 100
Huntersville, NC 28078
(704)875-9092

ANALYTICAL RESULTS

Project: Colonial Pipeline (9/16 GW)
Pace Project No.: 92495907

Sample: MW-43 **Lab ID: 92495907002** Collected: 09/16/20 16:00 Received: 09/16/20 18:12 Matrix: Water

Parameters	Results	Units	Report Limit	DF	Prepared	Analyzed	CAS No.	Qual
6200B MSV	Analytical Method: SM 6200B Pace Analytical Services - Charlotte							
cis-1,2-Dichloroethene	ND	ug/L	0.50	1		09/17/20 15:20	156-59-2	
trans-1,2-Dichloroethene	ND	ug/L	0.50	1		09/17/20 15:20	156-60-5	
1,2-Dichloropropane	ND	ug/L	0.50	1		09/17/20 15:20	78-87-5	
1,3-Dichloropropane	ND	ug/L	0.50	1		09/17/20 15:20	142-28-9	
2,2-Dichloropropane	ND	ug/L	0.50	1		09/17/20 15:20	594-20-7	
1,1-Dichloropropene	ND	ug/L	0.50	1		09/17/20 15:20	563-58-6	
cis-1,3-Dichloropropene	ND	ug/L	0.50	1		09/17/20 15:20	10061-01-5	
trans-1,3-Dichloropropene	ND	ug/L	0.50	1		09/17/20 15:20	10061-02-6	
Diisopropyl ether	ND	ug/L	0.50	1		09/17/20 15:20	108-20-3	
Ethylbenzene	ND	ug/L	0.50	1		09/17/20 15:20	100-41-4	
Hexachloro-1,3-butadiene	ND	ug/L	2.0	1		09/17/20 15:20	87-68-3	
Isopropylbenzene (Cumene)	ND	ug/L	0.50	1		09/17/20 15:20	98-82-8	
Methylene Chloride	ND	ug/L	2.0	1		09/17/20 15:20	75-09-2	
Methyl-tert-butyl ether	ND	ug/L	0.50	1		09/17/20 15:20	1634-04-4	
Naphthalene	ND	ug/L	2.0	1		09/17/20 15:20	91-20-3	
n-Propylbenzene	ND	ug/L	0.50	1		09/17/20 15:20	103-65-1	
Styrene	ND	ug/L	0.50	1		09/17/20 15:20	100-42-5	
1,1,1,2-Tetrachloroethane	ND	ug/L	0.50	1		09/17/20 15:20	630-20-6	
1,1,2,2-Tetrachloroethane	ND	ug/L	0.50	1		09/17/20 15:20	79-34-5	
Tetrachloroethene	ND	ug/L	0.50	1		09/17/20 15:20	127-18-4	
Toluene	**1.4**	ug/L	0.50	1		09/17/20 15:20	108-88-3	
1,2,3-Trichlorobenzene	ND	ug/L	2.0	1		09/17/20 15:20	87-61-6	
1,2,4-Trichlorobenzene	ND	ug/L	2.0	1		09/17/20 15:20	120-82-1	
1,1,1-Trichloroethane	ND	ug/L	0.50	1		09/17/20 15:20	71-55-6	
1,1,2-Trichloroethane	ND	ug/L	0.50	1		09/17/20 15:20	79-00-5	
Trichloroethene	ND	ug/L	0.50	1		09/17/20 15:20	79-01-6	
Trichlorofluoromethane	ND	ug/L	1.0	1		09/17/20 15:20	75-69-4	
1,2,3-Trichloropropane	ND	ug/L	0.50	1		09/17/20 15:20	96-18-4	
1,2,4-Trimethylbenzene	**0.58**	ug/L	0.50	1		09/17/20 15:20	95-63-6	
1,3,5-Trimethylbenzene	ND	ug/L	0.50	1		09/17/20 15:20	108-67-8	
Vinyl chloride	ND	ug/L	1.0	1		09/17/20 15:20	75-01-4	
m&p-Xylene	**1.5**	ug/L	1.0	1		09/17/20 15:20	179601-23-1	
o-Xylene	**0.83**	ug/L	0.50	1		09/17/20 15:20	95-47-6	
Surrogates								
1,2-Dichloroethane-d4 (S)	84	%	70-130	1		09/17/20 15:20	17060-07-0	
4-Bromofluorobenzene (S)	94	%	70-130	1		09/17/20 15:20	460-00-4	
Toluene-d8 (S)	99	%	70-130	1		09/17/20 15:20	2037-26-5	

REPORT OF LABORATORY ANALYSIS

This report shall not be reproduced, except in full,
without the written consent of Pace Analytical Services, LLC.

Pace Analytical Services, LLC
9800 Kincey Ave. Suite 100
Huntersville, NC 28078
(704)875-9092

ANALYTICAL RESULTS

Project: Colonial Pipeline (9/16 GW)
Pace Project No.: 92495907

Sample: Trip Blank-07 **Lab ID: 92495907003** Collected: 09/16/20 00:00 Received: 09/16/20 18:12 Matrix: Water

Parameters	Results	Units	Report Limit	DF	Prepared	Analyzed	CAS No.	Qual
6200B MSV	Analytical Method: SM 6200B Pace Analytical Services - Charlotte							
Benzene	ND	ug/L	0.50	1		09/17/20 12:54	71-43-2	
Bromobenzene	ND	ug/L	0.50	1		09/17/20 12:54	108-86-1	
Bromochloromethane	ND	ug/L	0.50	1		09/17/20 12:54	74-97-5	
Bromodichloromethane	ND	ug/L	0.50	1		09/17/20 12:54	75-27-4	
Bromoform	ND	ug/L	0.50	1		09/17/20 12:54	75-25-2	
Bromomethane	ND	ug/L	5.0	1		09/17/20 12:54	74-83-9	
n-Butylbenzene	ND	ug/L	0.50	1		09/17/20 12:54	104-51-8	
sec-Butylbenzene	ND	ug/L	0.50	1		09/17/20 12:54	135-98-8	
tert-Butylbenzene	ND	ug/L	0.50	1		09/17/20 12:54	98-06-6	
Carbon tetrachloride	ND	ug/L	0.50	1		09/17/20 12:54	56-23-5	
Chlorobenzene	ND	ug/L	0.50	1		09/17/20 12:54	108-90-7	
Chloroethane	ND	ug/L	1.0	1		09/17/20 12:54	75-00-3	
Chloroform	ND	ug/L	0.50	1		09/17/20 12:54	67-66-3	
Chloromethane	ND	ug/L	1.0	1		09/17/20 12:54	74-87-3	
2-Chlorotoluene	ND	ug/L	0.50	1		09/17/20 12:54	95-49-8	
4-Chlorotoluene	ND	ug/L	0.50	1		09/17/20 12:54	106-43-4	
1,2-Dibromo-3-chloropropane	ND	ug/L	1.0	1		09/17/20 12:54	96-12-8	
Dibromochloromethane	ND	ug/L	0.50	1		09/17/20 12:54	124-48-1	
Dibromomethane	ND	ug/L	0.50	1		09/17/20 12:54	74-95-3	
1,2-Dichlorobenzene	ND	ug/L	0.50	1		09/17/20 12:54	95-50-1	
1,3-Dichlorobenzene	ND	ug/L	0.50	1		09/17/20 12:54	541-73-1	
1,4-Dichlorobenzene	ND	ug/L	0.50	1		09/17/20 12:54	106-46-7	
Dichlorodifluoromethane	ND	ug/L	0.50	1		09/17/20 12:54	75-71-8	
1,1-Dichloroethane	ND	ug/L	0.50	1		09/17/20 12:54	75-34-3	
1,2-Dichloroethane	ND	ug/L	0.50	1		09/17/20 12:54	107-06-2	
1,1-Dichloroethene	ND	ug/L	0.50	1		09/17/20 12:54	75-35-4	
cis-1,2-Dichloroethene	ND	ug/L	0.50	1		09/17/20 12:54	156-59-2	
trans-1,2-Dichloroethene	ND	ug/L	0.50	1		09/17/20 12:54	156-60-5	
1,2-Dichloropropane	ND	ug/L	0.50	1		09/17/20 12:54	78-87-5	
1,3-Dichloropropane	ND	ug/L	0.50	1		09/17/20 12:54	142-28-9	
2,2-Dichloropropane	ND	ug/L	0.50	1		09/17/20 12:54	594-20-7	
1,1-Dichloropropene	ND	ug/L	0.50	1		09/17/20 12:54	563-58-6	
cis-1,3-Dichloropropene	ND	ug/L	0.50	1		09/17/20 12:54	10061-01-5	
trans-1,3-Dichloropropene	ND	ug/L	0.50	1		09/17/20 12:54	10061-02-6	
Diisopropyl ether	ND	ug/L	0.50	1		09/17/20 12:54	108-20-3	
Ethylbenzene	ND	ug/L	0.50	1		09/17/20 12:54	100-41-4	
Hexachloro-1,3-butadiene	ND	ug/L	2.0	1		09/17/20 12:54	87-68-3	
Isopropylbenzene (Cumene)	ND	ug/L	0.50	1		09/17/20 12:54	98-82-8	
Methylene Chloride	ND	ug/L	2.0	1		09/17/20 12:54	75-09-2	
Methyl-tert-butyl ether	ND	ug/L	0.50	1		09/17/20 12:54	1634-04-4	
Naphthalene	ND	ug/L	2.0	1		09/17/20 12:54	91-20-3	
n-Propylbenzene	ND	ug/L	0.50	1		09/17/20 12:54	103-65-1	
Styrene	ND	ug/L	0.50	1		09/17/20 12:54	100-42-5	
1,1,1,2-Tetrachloroethane	ND	ug/L	0.50	1		09/17/20 12:54	630-20-6	
1,1,2,2-Tetrachloroethane	ND	ug/L	0.50	1		09/17/20 12:54	79-34-5	
Tetrachloroethene	ND	ug/L	0.50	1		09/17/20 12:54	127-18-4	

REPORT OF LABORATORY ANALYSIS

This report shall not be reproduced, except in full,
without the written consent of Pace Analytical Services, LLC.

Pace Analytical Services, LLC
9800 Kincey Ave. Suite 100
Huntersville, NC 28078
(704)875-9092

ANALYTICAL RESULTS

Project: Colonial Pipeline (9/16 GW)
Pace Project No.: 92495907

Sample: Trip Blank-07 **Lab ID: 92495907003** Collected: 09/16/20 00:00 Received: 09/16/20 18:12 Matrix: Water

Parameters	Results	Units	Report Limit	DF	Prepared	Analyzed	CAS No.	Qual
6200B MSV	Analytical Method: SM 6200B Pace Analytical Services - Charlotte							
Toluene	ND	ug/L	0.50	1		09/17/20 12:54	108-88-3	
1,2,3-Trichlorobenzene	ND	ug/L	2.0	1		09/17/20 12:54	87-61-6	
1,2,4-Trichlorobenzene	ND	ug/L	2.0	1		09/17/20 12:54	120-82-1	
1,1,1-Trichloroethane	ND	ug/L	0.50	1		09/17/20 12:54	71-55-6	
1,1,2-Trichloroethane	ND	ug/L	0.50	1		09/17/20 12:54	79-00-5	
Trichloroethene	ND	ug/L	0.50	1		09/17/20 12:54	79-01-6	
Trichlorofluoromethane	ND	ug/L	1.0	1		09/17/20 12:54	75-69-4	
1,2,3-Trichloropropane	ND	ug/L	0.50	1		09/17/20 12:54	96-18-4	
1,2,4-Trimethylbenzene	ND	ug/L	0.50	1		09/17/20 12:54	95-63-6	
1,3,5-Trimethylbenzene	ND	ug/L	0.50	1		09/17/20 12:54	108-67-8	
Vinyl chloride	ND	ug/L	1.0	1		09/17/20 12:54	75-01-4	
m&p-Xylene	ND	ug/L	1.0	1		09/17/20 12:54	179601-23-1	
o-Xylene	ND	ug/L	0.50	1		09/17/20 12:54	95-47-6	
Surrogates								
1,2-Dichloroethane-d4 (S)	86	%	70-130	1		09/17/20 12:54	17060-07-0	
4-Bromofluorobenzene (S)	95	%	70-130	1		09/17/20 12:54	460-00-4	
Toluene-d8 (S)	98	%	70-130	1		09/17/20 12:54	2037-26-5	

REPORT OF LABORATORY ANALYSIS

This report shall not be reproduced, except in full,
without the written consent of Pace Analytical Services, LLC.

Pace Analytical Services, LLC
9800 Kincey Ave. Suite 100
Huntersville, NC 28078
(704)875-9092

QUALITY CONTROL DATA

Project: Colonial Pipeline (9/16 GW)
Pace Project No.: 92495907

QC Batch: 1545405
QC Batch Method: MADEPV
Analysis Method: MADEP VPH
Analysis Description: MADEPV
Laboratory: Pace National - Mt. Juliet
Associated Lab Samples: 92495907001, 92495907002

METHOD BLANK: R3572118-1 Matrix: Water
Associated Lab Samples: 92495907001, 92495907002

Parameter	Units	Blank Result	Reporting Limit	Analyzed	Qualifiers
Aliphatic (C05-C08)	ug/L	ND	100	09/18/20 09:46	
Aliphatic (C09-C12)	ug/L	ND	100	09/18/20 09:46	
Aromatic (C09-C10),Unadjusted	ug/L	ND	100	09/18/20 09:46	
Total VPH	ug/L	ND	100	09/18/20 09:46	
2,5-Dibromotoluene (FID)	%	96.8	70.0-130	09/18/20 09:46	
2,5-Dibromotoluene (PID)	%	85.1	70.0-130	09/18/20 09:46	

LABORATORY CONTROL SAMPLE & LCSD: R3572118-2 R3572118-3

Parameter	Units	Spike Conc.	LCS Result	LCSD Result	LCS % Rec	LCSD % Rec	% Rec Limits	RPD	Max RPD	Qualifiers
Aliphatic (C05-C08)	ug/L	1200	1190	1190	99.2	99.2	70.0-130	0.00	25	
Aliphatic (C09-C12)	ug/L	1400	1430	1470	102	105	70.0-130	2.76	25	
Aromatic (C09-C10),Unadjusted	ug/L	200	236	212	118	106	70.0-130	10.7	25	
Total VPH	ug/L	2800	2860	2870	102	103	70.0-130	0.349	25	
2,5-Dibromotoluene (FID)	%				105	101	70.0-130			
2,5-Dibromotoluene (PID)	%				94.7	92.9	70.0-130			

Results presented on this page are in the units indicated by the "Units" column except where an alternate unit is presented to the right of the result.

REPORT OF LABORATORY ANALYSIS

This report shall not be reproduced, except in full,
without the written consent of Pace Analytical Services, LLC.

Pace Analytical Services, LLC
9800 Kincey Ave. Suite 100
Huntersville, NC 28078
(704)875-9092

QUALITY CONTROL DATA

Project: Colonial Pipeline (9/16 GW)
Pace Project No.: 92495907

QC Batch: 567013
QC Batch Method: EPA 3010A
Analysis Method: EPA 6010D
Analysis Description: 6010 MET
Laboratory: Pace Analytical Services - Asheville
Associated Lab Samples: 92495907001, 92495907002

METHOD BLANK: 3004700 Matrix: Water
Associated Lab Samples: 92495907001, 92495907002

Parameter	Units	Blank Result	Reporting Limit	Analyzed	Qualifiers
Lead	ug/L	ND	5.0	09/17/20 08:16	

LABORATORY CONTROL SAMPLE: 3004701

Parameter	Units	Spike Conc.	LCS Result	LCS % Rec	% Rec Limits	Qualifiers
Lead	ug/L	500	503	101	80-120	

MATRIX SPIKE & MATRIX SPIKE DUPLICATE: 3004702 3004703

Parameter	Units	92495905001 Result	MS Spike Conc.	MSD Spike Conc.	MS Result	MSD Result	MS % Rec	MSD % Rec	% Rec Limits	RPD	Qual
Lead	ug/L	ND	500	500	526	516	105	103	75-125	2	

Results presented on this page are in the units indicated by the "Units" column except where an alternate unit is presented to the right of the result.

REPORT OF LABORATORY ANALYSIS

This report shall not be reproduced, except in full,
without the written consent of Pace Analytical Services, LLC.

Pace Analytical Services, LLC
9800 Kincey Ave. Suite 100
Huntersville, NC 28078
(704)875-9092

QUALITY CONTROL DATA

Project: Colonial Pipeline (9/16 GW)
Pace Project No.: 92495907

QC Batch: 567114
QC Batch Method: SM 6200B
Analysis Method: SM 6200B
Analysis Description: 6200B MSV
Laboratory: Pace Analytical Services - Charlotte
Associated Lab Samples: 92495907001, 92495907002, 92495907003

METHOD BLANK: 3005093 Matrix: Water
Associated Lab Samples: 92495907001, 92495907002, 92495907003

Parameter	Units	Blank Result	Reporting Limit	Analyzed	Qualifiers
1,1,1,2-Tetrachloroethane	ug/L	ND	0.50	09/17/20 11:59	
1,1,1-Trichloroethane	ug/L	ND	0.50	09/17/20 11:59	
1,1,2,2-Tetrachloroethane	ug/L	ND	0.50	09/17/20 11:59	
1,1,2-Trichloroethane	ug/L	ND	0.50	09/17/20 11:59	
1,1-Dichloroethane	ug/L	ND	0.50	09/17/20 11:59	
1,1-Dichloroethene	ug/L	ND	0.50	09/17/20 11:59	
1,1-Dichloropropene	ug/L	ND	0.50	09/17/20 11:59	
1,2,3-Trichlorobenzene	ug/L	ND	2.0	09/17/20 11:59	
1,2,3-Trichloropropane	ug/L	ND	0.50	09/17/20 11:59	
1,2,4-Trichlorobenzene	ug/L	ND	2.0	09/17/20 11:59	
1,2,4-Trimethylbenzene	ug/L	ND	0.50	09/17/20 11:59	
1,2-Dibromo-3-chloropropane	ug/L	ND	1.0	09/17/20 11:59	
1,2-Dichlorobenzene	ug/L	ND	0.50	09/17/20 11:59	
1,2-Dichloroethane	ug/L	ND	0.50	09/17/20 11:59	
1,2-Dichloropropane	ug/L	ND	0.50	09/17/20 11:59	
1,3,5-Trimethylbenzene	ug/L	ND	0.50	09/17/20 11:59	
1,3-Dichlorobenzene	ug/L	ND	0.50	09/17/20 11:59	
1,3-Dichloropropane	ug/L	ND	0.50	09/17/20 11:59	
1,4-Dichlorobenzene	ug/L	ND	0.50	09/17/20 11:59	
2,2-Dichloropropane	ug/L	ND	0.50	09/17/20 11:59	
2-Chlorotoluene	ug/L	ND	0.50	09/17/20 11:59	
4-Chlorotoluene	ug/L	ND	0.50	09/17/20 11:59	
Benzene	ug/L	ND	0.50	09/17/20 11:59	
Bromobenzene	ug/L	ND	0.50	09/17/20 11:59	
Bromochloromethane	ug/L	ND	0.50	09/17/20 11:59	
Bromodichloromethane	ug/L	ND	0.50	09/17/20 11:59	
Bromoform	ug/L	ND	0.50	09/17/20 11:59	
Bromomethane	ug/L	ND	5.0	09/17/20 11:59	
Carbon tetrachloride	ug/L	ND	0.50	09/17/20 11:59	
Chlorobenzene	ug/L	ND	0.50	09/17/20 11:59	
Chloroethane	ug/L	ND	1.0	09/17/20 11:59	
Chloroform	ug/L	ND	0.50	09/17/20 11:59	
Chloromethane	ug/L	ND	1.0	09/17/20 11:59	
cis-1,2-Dichloroethene	ug/L	ND	0.50	09/17/20 11:59	
cis-1,3-Dichloropropene	ug/L	ND	0.50	09/17/20 11:59	
Dibromochloromethane	ug/L	ND	0.50	09/17/20 11:59	
Dibromomethane	ug/L	ND	0.50	09/17/20 11:59	
Dichlorodifluoromethane	ug/L	ND	0.50	09/17/20 11:59	
Diisopropyl ether	ug/L	ND	0.50	09/17/20 11:59	
Ethylbenzene	ug/L	ND	0.50	09/17/20 11:59	

Results presented on this page are in the units indicated by the "Units" column except where an alternate unit is presented to the right of the result.

REPORT OF LABORATORY ANALYSIS

This report shall not be reproduced, except in full,
without the written consent of Pace Analytical Services, LLC.

Pace Analytical Services, LLC
9800 Kincey Ave. Suite 100
Huntersville, NC 28078
(704)875-9092

QUALITY CONTROL DATA

Project: Colonial Pipeline (9/16 GW)
Pace Project No.: 92495907

METHOD BLANK: 3005093 Matrix: Water
Associated Lab Samples: 92495907001, 92495907002, 92495907003

Parameter	Units	Blank Result	Reporting Limit	Analyzed	Qualifiers
Hexachloro-1,3-butadiene	ug/L	ND	2.0	09/17/20 11:59	
Isopropylbenzene (Cumene)	ug/L	ND	0.50	09/17/20 11:59	
m&p-Xylene	ug/L	ND	1.0	09/17/20 11:59	
Methyl-tert-butyl ether	ug/L	ND	0.50	09/17/20 11:59	
Methylene Chloride	ug/L	ND	2.0	09/17/20 11:59	
n-Butylbenzene	ug/L	ND	0.50	09/17/20 11:59	
n-Propylbenzene	ug/L	ND	0.50	09/17/20 11:59	
Naphthalene	ug/L	ND	2.0	09/17/20 11:59	
o-Xylene	ug/L	ND	0.50	09/17/20 11:59	
sec-Butylbenzene	ug/L	ND	0.50	09/17/20 11:59	
Styrene	ug/L	ND	0.50	09/17/20 11:59	
tert-Butylbenzene	ug/L	ND	0.50	09/17/20 11:59	
Tetrachloroethene	ug/L	ND	0.50	09/17/20 11:59	
Toluene	ug/L	ND	0.50	09/17/20 11:59	
trans-1,2-Dichloroethene	ug/L	ND	0.50	09/17/20 11:59	
trans-1,3-Dichloropropene	ug/L	ND	0.50	09/17/20 11:59	
Trichloroethene	ug/L	ND	0.50	09/17/20 11:59	
Trichlorofluoromethane	ug/L	ND	1.0	09/17/20 11:59	
Vinyl chloride	ug/L	ND	1.0	09/17/20 11:59	
1,2-Dichloroethane-d4 (S)	%	84	70-130	09/17/20 11:59	
4-Bromofluorobenzene (S)	%	95	70-130	09/17/20 11:59	
Toluene-d8 (S)	%	101	70-130	09/17/20 11:59	

LABORATORY CONTROL SAMPLE: 3005094

Parameter	Units	Spike Conc.	LCS Result	LCS % Rec	% Rec Limits	Qualifiers
1,1,1,2-Tetrachloroethane	ug/L	50	52.5	105	60-140	
1,1,1-Trichloroethane	ug/L	50	46.8	94	60-140	
1,1,2,2-Tetrachloroethane	ug/L	50	51.5	103	60-140	
1,1,2-Trichloroethane	ug/L	50	50.8	102	60-140	
1,1-Dichloroethane	ug/L	50	46.9	94	60-140	
1,1-Dichloroethene	ug/L	50	47.2	94	60-140	
1,1-Dichloropropene	ug/L	50	48.1	96	60-140	
1,2,3-Trichlorobenzene	ug/L	50	54.3	109	60-140	
1,2,3-Trichloropropane	ug/L	50	49.5	99	60-140	
1,2,4-Trichlorobenzene	ug/L	50	56.0	112	60-140	
1,2,4-Trimethylbenzene	ug/L	50	52.0	104	60-140	
1,2-Dibromo-3-chloropropane	ug/L	50	52.1	104	60-140	
1,2-Dichlorobenzene	ug/L	50	52.3	105	60-140	
1,2-Dichloroethane	ug/L	50	38.9	78	60-140	
1,2-Dichloropropane	ug/L	50	53.2	106	60-140	
1,3,5-Trimethylbenzene	ug/L	50	52.6	105	60-140	
1,3-Dichlorobenzene	ug/L	50	53.1	106	60-140	
1,3-Dichloropropane	ug/L	50	53.3	107	60-140	

Results presented on this page are in the units indicated by the "Units" column except where an alternate unit is presented to the right of the result.

REPORT OF LABORATORY ANALYSIS

This report shall not be reproduced, except in full,
without the written consent of Pace Analytical Services, LLC.

Pace Analytical Services, LLC
9800 Kincey Ave. Suite 100
Huntersville, NC 28078
(704)875-9092

QUALITY CONTROL DATA

Project: Colonial Pipeline (9/16 GW)
Pace Project No.: 92495907

LABORATORY CONTROL SAMPLE: 3005094

Parameter	Units	Spike Conc.	LCS Result	LCS % Rec	% Rec Limits	Qualifiers
1,4-Dichlorobenzene	ug/L	50	52.5	105	60-140	
2,2-Dichloropropane	ug/L	50	46.5	93	60-140	
2-Chlorotoluene	ug/L	50	53.0	106	60-140	
4-Chlorotoluene	ug/L	50	51.4	103	60-140	
Benzene	ug/L	50	51.7	103	60-140	
Bromobenzene	ug/L	50	52.9	106	60-140	
Bromochloromethane	ug/L	50	48.3	97	60-140	
Bromodichloromethane	ug/L	50	45.7	91	60-140	
Bromoform	ug/L	50	50.7	101	60-140	
Bromomethane	ug/L	50	46.0	92	60-140	
Carbon tetrachloride	ug/L	50	50.9	102	60-140	
Chlorobenzene	ug/L	50	53.0	106	60-140	
Chloroethane	ug/L	50	32.1	64	60-140	
Chloroform	ug/L	50	43.4	87	60-140	
Chloromethane	ug/L	50	47.1	94	60-140	
cis-1,2-Dichloroethene	ug/L	50	45.5	91	60-140	
cis-1,3-Dichloropropene	ug/L	50	53.9	108	60-140	
Dibromochloromethane	ug/L	50	52.7	105	60-140	
Dibromomethane	ug/L	50	51.6	103	60-140	
Dichlorodifluoromethane	ug/L	50	44.4	89	60-140	
Diisopropyl ether	ug/L	50	45.4	91	60-140	
Ethylbenzene	ug/L	50	52.8	106	60-140	
Hexachloro-1,3-butadiene	ug/L	50	58.6	117	60-140	
Isopropylbenzene (Cumene)	ug/L	50	53.3	107	60-140	
m&p-Xylene	ug/L	100	103	103	60-140	
Methyl-tert-butyl ether	ug/L	50	46.0	92	60-140	
Methylene Chloride	ug/L	50	40.5	81	60-140	
n-Butylbenzene	ug/L	50	53.7	107	60-140	
n-Propylbenzene	ug/L	50	53.4	107	60-140	
Naphthalene	ug/L	50	53.2	106	60-140	
o-Xylene	ug/L	50	52.4	105	60-140	
sec-Butylbenzene	ug/L	50	54.2	108	60-140	
Styrene	ug/L	50	54.3	109	60-140	
tert-Butylbenzene	ug/L	50	44.7	89	60-140	
Tetrachloroethene	ug/L	50	54.2	108	60-140	
Toluene	ug/L	50	51.1	102	60-140	
trans-1,2-Dichloroethene	ug/L	50	46.7	93	60-140	
trans-1,3-Dichloropropene	ug/L	50	50.0	100	60-140	
Trichloroethene	ug/L	50	53.9	108	60-140	
Trichlorofluoromethane	ug/L	50	46.4	93	60-140	
Vinyl chloride	ug/L	50	49.4	99	60-140	
1,2-Dichloroethane-d4 (S)	%			79	70-130	
4-Bromofluorobenzene (S)	%			99	70-130	
Toluene-d8 (S)	%			98	70-130	

Results presented on this page are in the units indicated by the "Units" column except where an alternate unit is presented to the right of the result.

REPORT OF LABORATORY ANALYSIS

This report shall not be reproduced, except in full,
without the written consent of Pace Analytical Services, LLC.

Pace Analytical Services, LLC
9800 Kincey Ave. Suite 100
Huntersville, NC 28078
(704)875-9092

QUALITY CONTROL DATA

Project: Colonial Pipeline (9/16 GW)
Pace Project No.: 92495907

MATRIX SPIKE & MATRIX SPIKE DUPLICATE: 3005095 3005096

Parameter	Units	92495029006 Result	MS Spike Conc.	MSD Spike Conc.	MS Result	MSD Result	MS % Rec	MSD % Rec	% Rec Limits	RPD	Qual
1,1,1,2-Tetrachloroethane	ug/L	ND	2000	2000	1900	1870	95	93	60-140	1	
1,1,1-Trichloroethane	ug/L	ND	2000	2000	1930	2030	97	102	60-140	5	
1,1,2,2-Tetrachloroethane	ug/L	ND	2000	2000	2100	2350	105	118	60-140	11	
1,1,2-Trichloroethane	ug/L	ND	2000	2000	1790	1880	90	94	60-140	5	
1,1-Dichloroethane	ug/L	ND	2000	2000	2100	2090	105	104	60-140	1	
1,1-Dichloroethene	ug/L	ND	2000	2000	2040	2380	102	119	60-140	15	
1,1-Dichloropropene	ug/L	ND	2000	2000	1980	2030	99	101	60-140	2	
1,2,3-Trichlorobenzene	ug/L	ND	2000	2000	2160	1770	108	88	60-140	20	
1,2,3-Trichloropropane	ug/L	ND	2000	2000	2070	2310	103	115	60-140	11	
1,2,4-Trichlorobenzene	ug/L	ND	2000	2000	2110	1910	105	96	60-140	10	
1,2,4-Trimethylbenzene	ug/L	683	2000	2000	2990	2810	115	106	60-140	6	
1,2-Dibromo-3-chloropropane	ug/L	ND	2000	2000	2180	2110	109	106	60-140	3	
1,2-Dichlorobenzene	ug/L	ND	2000	2000	2350	2130	117	107	60-140	10	
1,2-Dichloroethane	ug/L	ND	2000	2000	1910	1970	96	98	60-140	3	
1,2-Dichloropropane	ug/L	ND	2000	2000	2320	2010	116	100	60-140	15	
1,3,5-Trimethylbenzene	ug/L	153	2000	2000	2590	2110	122	98	60-140	20	
1,3-Dichlorobenzene	ug/L	ND	2000	2000	2220	2120	111	106	60-140	5	
1,3-Dichloropropane	ug/L	ND	2000	2000	2150	2340	108	117	60-140	9	
1,4-Dichlorobenzene	ug/L	ND	2000	2000	2210	2070	110	103	60-140	7	
2,2-Dichloropropane	ug/L	ND	2000	2000	1910	2070	95	103	60-140	8	
2-Chlorotoluene	ug/L	ND	2000	2000	2380	1940	119	97	60-140	20	
4-Chlorotoluene	ug/L	ND	2000	2000	2300	1790	115	90	60-140	25	
Benzene	ug/L	14000	2000	2000	16800	16400	138	117	60-140	3	
Bromobenzene	ug/L	ND	2000	2000	2310	1880	116	94	60-140	20	
Bromochloromethane	ug/L	ND	2000	2000	2010	2070	101	104	60-140	3	
Bromodichloromethane	ug/L	ND	2000	2000	1820	1940	91	97	60-140	6	
Bromoform	ug/L	ND	2000	2000	2010	2400	101	120	60-140	18	
Bromomethane	ug/L	ND	2000	2000	2030	2330	102	116	60-140	14	
Carbon tetrachloride	ug/L	ND	2000	2000	2290	2050	115	103	60-140	11	
Chlorobenzene	ug/L	ND	2000	2000	2100	2100	105	105	60-140	0	
Chloroethane	ug/L	ND	2000	2000	2260	2330	113	117	60-140	3	
Chloroform	ug/L	ND	2000	2000	2130	2330	106	117	60-140	9	
Chloromethane	ug/L	ND	2000	2000	1960	2070	98	104	60-140	6	
cis-1,2-Dichloroethene	ug/L	ND	2000	2000	1990	2320	100	116	60-140	15	
cis-1,3-Dichloropropene	ug/L	ND	2000	2000	2080	1940	104	97	60-140	7	
Dibromochloromethane	ug/L	ND	2000	2000	1760	1850	88	93	60-140	5	
Dibromomethane	ug/L	ND	2000	2000	2060	1960	103	98	60-140	5	
Dichlorodifluoromethane	ug/L	ND	2000	2000	1540	1610	77	81	60-140	5	
Diisopropyl ether	ug/L	ND	2000	2000	2070	1770	102	87	60-140	15	
Ethylbenzene	ug/L	1220	2000	2000	3310	3350	104	107	60-140	1	
Hexachloro-1,3-butadiene	ug/L	ND	2000	2000	2180	1950	109	98	60-140	11	
Isopropylbenzene (Cumene)	ug/L	ND	2000	2000	2410	2360	118	116	60-140	2	
m&p-Xylene	ug/L	3980	4000	4000	8160	8060	104	102	60-140	1	
Methyl-tert-butyl ether	ug/L	3220	2000	2000	5190	4450	98	61	60-140	15	
Methylene Chloride	ug/L	ND	2000	2000	1700	1620	85	81	60-140	4	
n-Butylbenzene	ug/L	ND	2000	2000	2420	2150	121	108	60-140	12	

Results presented on this page are in the units indicated by the "Units" column except where an alternate unit is presented to the right of the result.

REPORT OF LABORATORY ANALYSIS

This report shall not be reproduced, except in full,
without the written consent of Pace Analytical Services, LLC.

Pace Analytical Services, LLC
9800 Kincey Ave. Suite 100
Huntersville, NC 28078
(704)875-9092

QUALITY CONTROL DATA

Project: Colonial Pipeline (9/16 GW)
Pace Project No.: 92495907

MATRIX SPIKE & MATRIX SPIKE DUPLICATE: 3005095 3005096

Parameter	Units	92495029006 Result	MS Spike Conc.	MSD Spike Conc.	MS Result	MSD Result	MS % Rec	MSD % Rec	% Rec Limits	RPD	Qual
n-Propylbenzene	ug/L	94.5	2000	2000	2600	2010	125	96	60-140	26	
Naphthalene	ug/L	ND	2000	2000	2280	2060	104	93	60-140	10	
o-Xylene	ug/L	2060	2000	2000	4450	4370	119	115	60-140	2	
sec-Butylbenzene	ug/L	ND	2000	2000	2310	2200	115	110	60-140	5	
Styrene	ug/L	ND	2000	2000	2200	2630	110	132	60-140	18	
tert-Butylbenzene	ug/L	ND	2000	2000	2280	1880	114	94	60-140	20	
Tetrachloroethene	ug/L	ND	2000	2000	2110	2390	106	119	60-140	12	
Toluene	ug/L	19000	2000	2000	20300	21500	67	123	60-140	5	E
trans-1,2-Dichloroethene	ug/L	ND	2000	2000	2480	1890	124	95	60-140	27	
trans-1,3-Dichloropropene	ug/L	ND	2000	2000	1780	1770	89	89	60-140	0	
Trichloroethene	ug/L	ND	2000	2000	2170	2010	108	100	60-140	7	
Trichlorofluoromethane	ug/L	ND	2000	2000	2010	2160	101	108	60-140	7	
Vinyl chloride	ug/L	ND	2000	2000	2100	2160	105	108	60-140	3	
1,2-Dichloroethane-d4 (S)	%						98	98	70-130		
4-Bromofluorobenzene (S)	%						97	113	70-130		
Toluene-d8 (S)	%						92	92	70-130		

Results presented on this page are in the units indicated by the "Units" column except where an alternate unit is presented to the right of the result.

REPORT OF LABORATORY ANALYSIS

This report shall not be reproduced, except in full,
without the written consent of Pace Analytical Services, LLC.

Pace Analytical Services, LLC
9800 Kincey Ave. Suite 100
Huntersville, NC 28078
(704)875-9092

QUALITY CONTROL DATA

Project: Colonial Pipeline (9/16 GW)
Pace Project No.: 92495907

QC Batch: 567038
QC Batch Method: EPA 504.1
Analysis Method: EPA 504.1
Analysis Description: GCS 504 EDB DBCP
Laboratory: Pace Analytical Services - Charlotte
Associated Lab Samples: 92495907001, 92495907002

METHOD BLANK: 3004743 Matrix: Water
Associated Lab Samples: 92495907001, 92495907002

Parameter	Units	Blank Result	Reporting Limit	Analyzed	Qualifiers
1,2-Dibromoethane (EDB)	ug/L	ND	0.020	09/17/20 10:06	
1-Chloro-2-bromopropane (S)	%	116	70-130	09/17/20 10:06	

LABORATORY CONTROL SAMPLE & LCSD: 3004744 3004745

Parameter	Units	Spike Conc.	LCS Result	LCSD Result	LCS % Rec	LCSD % Rec	% Rec Limits	RPD	Max RPD	Qualifiers
1,2-Dibromoethane (EDB)	ug/L	0.25	0.28	0.28	112	115	70-130	3	20	
1-Chloro-2-bromopropane (S)	%				105	108	70-130			

MATRIX SPIKE & MATRIX SPIKE DUPLICATE: 3004747 3004748

Parameter	Units	92495905002 Result	MS Spike Conc.	MSD Spike Conc.	MS Result	MSD Result	MS % Rec	MSD % Rec	% Rec Limits	RPD	Qual
1,2-Dibromoethane (EDB)	ug/L	ND	0.25	0.25	0.31	0.30	124	119	65-135	4	
1-Chloro-2-bromopropane (S)	%						111	109	70-130		

SAMPLE DUPLICATE: 3004746

Parameter	Units	92495905001 Result	Dup Result	RPD	Qualifiers
1,2-Dibromoethane (EDB)	ug/L	ND	ND		
1-Chloro-2-bromopropane (S)	%	103	107		

Results presented on this page are in the units indicated by the "Units" column except where an alternate unit is presented to the right of the result.

REPORT OF LABORATORY ANALYSIS

This report shall not be reproduced, except in full,
without the written consent of Pace Analytical Services, LLC.

Pace Analytical Services, LLC
9800 Kincey Ave. Suite 100
Huntersville, NC 28078
(704)875-9092

QUALIFIERS

Project: Colonial Pipeline (9/16 GW)
Pace Project No.: 92495907

DEFINITIONS

DF - Dilution Factor, if reported, represents the factor applied to the reported data due to dilution of the sample aliquot.

ND - Not Detected at or above adjusted reporting limit.

TNTC - Too Numerous To Count

J - Estimated concentration above the adjusted method detection limit and below the adjusted reporting limit.

MDL - Adjusted Method Detection Limit.

PQL - Practical Quantitation Limit.

RL - Reporting Limit - The lowest concentration value that meets project requirements for quantitative data with known precision and bias for a specific analyte in a specific matrix.

S - Surrogate

1,2-Diphenylhydrazine decomposes to and cannot be separated from Azobenzene using Method 8270. The result for each analyte is a combined concentration.

Consistent with EPA guidelines, unrounded data are displayed and have been used to calculate % recovery and RPD values.

LCS(D) - Laboratory Control Sample (Duplicate)

MS(D) - Matrix Spike (Duplicate)

DUP - Sample Duplicate

RPD - Relative Percent Difference

NC - Not Calculable.

SG - Silica Gel - Clean-Up

U - Indicates the compound was analyzed for, but not detected.

Acid preservation may not be appropriate for 2 Chloroethylvinyl ether.

A separate vial preserved to a pH of 4-5 is recommended in SW846 Chapter 4 for the analysis of Acrolein and Acrylonitrile by EPA Method 8260.

N-Nitrosodiphenylamine decomposes and cannot be separated from Diphenylamine using Method 8270. The result reported for each analyte is a combined concentration.

Pace Analytical is TNI accredited. Contact your Pace PM for the current list of accredited analytes.

TNI - The NELAC Institute.

ANALYTE QUALIFIERS

BC	The same analyte was detected in an associated blank at a concentration above 1/2 the reporting limit but below the laboratory reporting limit.
E	Analyte concentration exceeded the calibration range. The reported result is estimated.

This report shall not be reproduced, except in full,
without the written consent of Pace Analytical Services, LLC.

Pace Analytical Services, LLC
9800 Kincey Ave. Suite 100
Huntersville, NC 28078
(704)875-9092

QUALITY CONTROL DATA CROSS REFERENCE TABLE

Project: Colonial Pipeline (9/16 GW)
Pace Project No.: 92495907

Lab ID	Sample ID	QC Batch Method	QC Batch	Analytical Method	Analytical Batch
92495907001	**MW-38**	EPA 504.1	567038	EPA 504.1	567094
92495907002	**MW-43**	EPA 504.1	567038	EPA 504.1	567094
92495907001	**MW-38**	MADEPV	1545405	MADEP VPH	1545405
92495907002	**MW-43**	MADEPV	1545405	MADEP VPH	1545405
92495907001	**MW-38**	EPA 3010A	567013	EPA 6010D	567023
92495907002	**MW-43**	EPA 3010A	567013	EPA 6010D	567023
92495907001	**MW-38**	SM 6200B	567114		
92495907002	**MW-43**	SM 6200B	567114		
92495907003	**Trip Blank-07**	SM 6200B	567114		

This report shall not be reproduced, except in full,
without the written consent of Pace Analytical Services, LLC.

Pace Analytical®	Document Name: Sample Condition Upon Receipt(SCUR)	Document Revised: February 7, 2018 Page 1 of 2
	Document No.: F-CAR-CS-033-Rev.06	Issuing Authority: Pace Carolinas Quality Office

Laboratory receiving samples:

Asheville ☐ Eden ☐ Greenwood ☐ Huntersville ☑ Raleigh ☐ Mechanicsville ☐

Sample Condition Upon Receipt

Client Name: AECOM Project #: **WO# : 92495907**

92495907

Courier: ☐ Commercial ☐ Fed Ex ☐ Pace ☐ UPS ☐ USPS ☐ Other:____ ☑ Client

Custody Seal Present? ☐ Yes ☑ No Seals Intact? ☐ Yes ☑ No

Date/Initials Person Examining Contents: 9/17

Packing Material: ☑ Bubble Wrap ☐ Bubble Bags ☐ None ☐ Other

Biological Tissue Frozen? ☐ Yes ☑ No ☐ N/A 9/17/20

Thermometer: ☑ IR Gun ID: 92T061 Type of Ice: ☑ Wet ☐ Blue ☐ None

Cooler Temp (°C): 5.4 Correction Factor: Add/Subtract (°C) 0.0

Cooler Temp Corrected (°C): 5.4

Temp should be above freezing to 6°C

☐ Samples out of temp criteria. Samples on ice, cooling process has begun

USDA Regulated Soil (☑ N/A, water sample)

Did samples originate in a quarantine zone within the United States: CA, NY, or SC (check maps)? ☐ Yes ☐ No

Did samples originate from a foreign source (Internationally, including Hawaii and Puerto Rico)? ☐ Yes ☐ No

				Comments/Discrepancy:
Chain of Custody Present?	☑ Yes	☐ No	☐ N/A	1.
Samples Arrived within Hold Time?	☑ Yes	☐ No	☐ N/A	2.
Short Hold Time Analysis (<72 hr.)?	~~☐ Yes~~ MS 9/16/20	☑ No	☐ N/A	3.
Rush Turn Around Time Requested?	☑ Yes	☐ No	☐ N/A	4.
Sufficient Volume?	☑ Yes	☐ No	☐ N/A	5.
Correct Containers Used?	☑ Yes	☐ No	☐ N/A	6.
-Pace Containers Used?	☑ Yes	☐ No	☐ N/A	
Containers Intact?	☑ Yes	☐ No	☐ N/A	7.
Dissolved analysis: Samples Field Filtered?	☐ Yes	☑ No	☐ N/A	8.
Sample Labels Match COC?	☑ Yes	☐ No	☐ N/A	9.
-Includes Date/Time/ID/Analysis Matrix: WT				
Headspace in VOA Vials (>5-6mm)?	☐ Yes	☑ No	☐ N/A	10.
Trip Blank Present?	☑ Yes	☐ No	☐ N/A	11.
Trip Blank Custody Seals Present?	☑ Yes	☐ No	☐ N/A	

COMMENTS/SAMPLE DISCREPANCY

Field Data Required? ☐ Yes ☐ No

Lot ID of split containers:

CLIENT NOTIFICATION/RESOLUTION

Person contacted: _____ Date/Time: _____

Project Manager SCURF Review: NMG **Date:** 9/17/20

Project Manager SRF Review: NMG **Date:** 9/17/20

Pace Analytical®	Document Name: Sample Condition Upon Receipt(SCUR)	Document Revised: February 7, 2018 Page 1 of 2
	Document No.: F-CAR-CS-033-Rev.06	Issuing Authority: Pace Carolinas Quality Office

***Check mark top half of box if pH and/or dechlorination is verified and within the acceptance range for preservation samples.**

Exceptions: VOA, Coliform, TOC, Oil and Grease, DRO/8015 (water) DOC, LLHg

****Bottom half of box is to list number of bottle**

Project **WO# : 92495907**

PM: NMG Due Date: 09/17/20

CLIENT: 92-AECOM CHA

Item#	BP4U-125 mL Plastic Unpreserved (N/A) (Cl-)	BP3U-250 mL Plastic Unpreserved (N/A)	BP2U-500 mL Plastic Unpreserved (N/A)	BP1U-1 liter Plastic Unpreserved (N/A)	BP4S-125 mL Plastic H2SO4 (pH < 2) (Cl-)	BP3N-250 mL plastic HNO3 (pH < 2)	BP4Z-125 mL Plastic ZN Acetate & NaOH (>9)	BP4C-125 mL Plastic NaOH (pH > 12) (Cl-)	WGFU-Wide-mouthed Glass jar Unpreserved	AG1U-1 liter Amber Unpreserved (N/A) (Cl-)	AG1H-1 liter Amber HCl (pH < 2)	AG3U-250 mL Amber Unpreserved (N/A) (Cl-	AG1S-1 liter Amber H2SO4 (pH < 2)	AG3S-250 mL Amber H2SO4 (pH < 2)	AG3A(DG3A)-250 mL Amber NH4Cl (N/A)(Cl-)	DG9H-40 mL VOA HCl (N/A)	VG9T-40 mL VOA Na2S2O3 (N/A)	VG9U-40 mL VOA Unp (N/A)	DG9P-40 mL VOA H3PO4 (N/A)	VOAK (6 vials per kit)-5035 kit (N/A)	V/GK (3 vials per kit)-VPH/Gas kit (N/A)	SP5T-125 mL Sterile Plastic (N/A – lab)	SP2T-250 mL Sterile Plastic (N/A – lab)		BP3A-250 mL Plastic (NH2)2SO4 (9.3-9.7)	AG0U-100 mL Amber Unpreserved vials (N/A)	VSGU-20 mL Scintillation vials (N/A)	DG9U-40 mL Amber Unpreserved vials (N/A)
1						1										7	3												
2						1										7	3												
3																7													
4																													
5																													
6																													
7																													
8																													
9																													
10																													
11																													
12																													

pH Adjustment Log for Preserved Samples

Sample ID	Type of Preservative	pH upon receipt	Date preservation adjusted	Time preservation adjusted	Amount of Preservative added	Lot #

Note: Whenever there is a discrepancy affecting North Carolina compliance samples, a copy of this form will be sent to the North Carolina DEHNR Certification Office (i.e. Out of hold, Incorrect preservative, out of temp, incorrect containers.

Pace Analytical
WWW.PACELABS.COM

CHAIN-OF-CUSTODY / Analytical Request Document

The Chain-of-Custody is a LEGAL DOCUMENT. All relevant fields must be completed accurately.

Page : 1 Of 1

Section A
Required Client Information:

Company:	AECOM, Charlotte
Address:	6000 Fairview Road
Suite 200, Charlotte, NC 28210	
Email:	andrew.wreschnig@aecom.com
Phone: (980)221-7831	Fax
Requested Due Date:	

Section B
Required Project Information:

Report To:	Wreschnig, Andrew
Copy To:	
Purchase Order #:	
Project Name:	Colonial Pipeline
Project #:	

Section C
Invoice Information:

Attention:	
Company Name:	
Address:	
Pace Quote:	
Pace Project Manager:	nicole.gasiorowski@pacelabs.com,
Pace Profile #:	12518

Regulatory Agency

State / Location
NC

Requested Analysis Filtered (Y/N)

ITEM #	SAMPLE ID One Character per box. (A-Z, 0-9 / , -) Sample Ids must be unique	MATRIX CODE (see valid codes to left)	SAMPLE TYPE (G=GRAB C=COMP)	COLLECTED START DATE	COLLECTED START TIME	COLLECTED END DATE	COLLECTED END TIME	SAMPLE TEMP AT COLLECTION	# OF CONTAINERS	Preservatives: Unpreserved	H2SO4	HNO3	HCl	NaOH	Na2S2O3	Methanol	Other	Analyses Test Y/N	6200	VPH	6010 Lead	504.1 EDB	Trip BLANK	Residual Chlorine (Y/N)	
1	MW-38	WG				9/16/20	1615	18	10			X	X				X		X	X	X	X			8298590
2	MW-43 (43)	WG				9/16/20	1600	17	11			X	X				X		X	X	X	X			01
3	Trip Blank-07	W				9/16/20			2				X						X				X		02
4																			03
5																									
6																									
7																									
8																									
9																									
10																									
11																									
12																									

MATRIX CODE: Drinking Water DW; Water WT; Waste Water WW; Product P; Soil/Solid SL; Oil OL; Wipe WP; Air AR; Other OT; Tissue TS

ADDITIONAL COMMENTS	RELINQUISHED BY / AFFILIATION	DATE	TIME	ACCEPTED BY / AFFILIATION	DATE	TIME	SAMPLE CONDITIONS
	Randy Morgan	9/16/20		MD GPac KVL	9-16-20	18:12	5.4 ? N Y

SAMPLER NAME AND SIGNATURE

PRINT Name of SAMPLER: Randy Morgan

SIGNATURE of SAMPLER: Randy Morgan

DATE Signed: 9-16-2020

TEMP in C	Received on Ice (Y/N)	Custody Sealed Cooler (Y/N)	Samples Intact (Y/N)

Pace Analytical Services, LLC
9800 Kincey Ave. Suite 100
Huntersville, NC 28078
(704)875-9092

September 21, 2020

Andrew Wreschnig
AECOM
6000 Fairview Road
Suite 200
Charlotte, NC 28210

RE: Project: Colonial Pipeline (9/18 GW)
Pace Project No.: 92496397

Dear Andrew Wreschnig:

Enclosed are the analytical results for sample(s) received by the laboratory on September 18, 2020. The results relate only to the samples included in this report. Results reported herein conform to the applicable TNI/NELAC Standards and the laboratory's Quality Manual, where applicable, unless otherwise noted in the body of the report.

The test results provided in this final report were generated by each of the following laboratories within the Pace Network:

- Pace National - Mt. Juliet
- Pace Analytical Services - Asheville
- Pace Analytical Services - Charlotte

If you have any questions concerning this report, please feel free to contact me.

Sincerely,

Nicole Gasiorowski
nicole.gasiorowski@pacelabs.com
(704)875-9092
Project Manager

Enclosures

cc: Jeff Morrison, Colonial Pipeline Company

This report shall not be reproduced, except in full,
without the written consent of Pace Analytical Services, LLC.

Pace Analytical Services, LLC
9800 Kincey Ave. Suite 100
Huntersville, NC 28078
(704)875-9092

CERTIFICATIONS

Project: Colonial Pipeline (9/18 GW)
Pace Project No.: 92496397

Pace Analytical Services National

12065 Lebanon Road, Mt. Juliet, TN 37122
Alabama Certification #: 40660
Alaska Certification 17-026
Arizona Certification #: AZ0612
Arkansas Certification #: 88-0469
California Certification #: 2932
Canada Certification #: 1461.01
Colorado Certification #: TN00003
Connecticut Certification #: PH-0197
DOD Certification: #1461.01
EPA# TN00003
Florida Certification #: E87487
Georgia DW Certification #: 923
Georgia Certification: NELAP
Idaho Certification #: TN00003
Illinois Certification #: 200008
Indiana Certification #: C-TN-01
Iowa Certification #: 364
Kansas Certification #: E-10277
Kentucky UST Certification #: 16
Kentucky Certification #: 90010
Louisiana Certification #: AI30792
Louisiana DW Certification #: LA180010
Maine Certification #: TN0002
Maryland Certification #: 324
Massachusetts Certification #: M-TN003
Michigan Certification #: 9958
Minnesota Certification #: 047-999-395
Mississippi Certification #: TN00003
Missouri Certification #: 340
Montana Certification #: CERT0086
Nebraska Certification #: NE-OS-15-05
Nevada Certification #: TN-03-2002-34
New Hampshire Certification #: 2975
New Jersey Certification #: TN002
New Mexico DW Certification
New York Certification #: 11742
North Carolina Aquatic Toxicity Certification #: 41
North Carolina Drinking Water Certification #: 21704
North Carolina Environmental Certificate #: 375
North Dakota Certification #: R-140
Ohio VAP Certification #: CL0069
Oklahoma Certification #: 9915
Oregon Certification #: TN200002
Pennsylvania Certification #: 68-02979
Rhode Island Certification #: LAO00356
South Carolina Certification #: 84004
South Dakota Certification
Tennessee DW/Chem/Micro Certification #: 2006
Texas Mold Certification #: LAB0152
Texas Certification #: T 104704245-17-14
USDA Soil Permit #: P330-15-00234
Utah Certification #: TN00003
Vermont Dept. of Health: ID# VT-2006
Virginia Certification #: VT2006
Virginia Certification #: 460132
Washington Certification #: C847
West Virginia Certification #: 233
Wisconsin Certification #: 9980939910
Wyoming UST Certification #: via A2LA 2926.01
A2LA-ISO 17025 Certification #: 1461.01
A2LA-ISO 17025 Certification #: 1461.02
AIHA-LAP/LLC EMLAP Certification #:100789

Pace Analytical Services Charlotte

9800 Kincey Ave. Ste 100, Huntersville, NC 28078
Louisiana/NELAP Certification # LA170028
North Carolina Drinking Water Certification #: 37706
North Carolina Field Services Certification #: 5342
North Carolina Wastewater Certification #: 12
South Carolina Certification #: 99006001
Florida/NELAP Certification #: E87627
Kentucky UST Certification #: 84
Virginia/VELAP Certification #: 460221

Pace Analytical Services Asheville

2225 Riverside Drive, Asheville, NC 28804
Florida/NELAP Certification #: E87648
Massachusetts Certification #: M-NC030
North Carolina Drinking Water Certification #: 37712
North Carolina Wastewater Certification #: 40
South Carolina Certification #: 99030001
Virginia/VELAP Certification #: 460222

REPORT OF LABORATORY ANALYSIS

This report shall not be reproduced, except in full,
without the written consent of Pace Analytical Services, LLC.

Pace Analytical Services, LLC
9800 Kincey Ave. Suite 100
Huntersville, NC 28078
(704)875-9092

SAMPLE ANALYTE COUNT

Project: Colonial Pipeline (9/18 GW)
Pace Project No.: 92496397

Lab ID	Sample ID	Method	Analysts	Analytes Reported	Laboratory
92496397001	**MW-48**	EPA 504.1	BAJ	2	PASI-C
		MADEP VPH	JHH	6	PAN
		EPA 6010D	DS	1	PASI-A
		SM 6200B	CL	62	PASI-C
92496397002	**Trip Blank**	SM 6200B	CL	62	PASI-C

PAN = Pace National - Mt. Juliet
PASI-A = Pace Analytical Services - Asheville
PASI-C = Pace Analytical Services - Charlotte

REPORT OF LABORATORY ANALYSIS

This report shall not be reproduced, except in full,
without the written consent of Pace Analytical Services, LLC.

Pace Analytical Services, LLC
9800 Kincey Ave. Suite 100
Huntersville, NC 28078
(704)875-9092

ANALYTICAL RESULTS

Project: Colonial Pipeline (9/18 GW)
Pace Project No.: 92496397

Sample: MW-48 **Lab ID: 92496397001** Collected: 09/18/20 14:45 Received: 09/18/20 15:40 Matrix: Water

Parameters	Results	Units	Report Limit	DF	Prepared	Analyzed	CAS No.	Qual
504 GCS EDB and DBCP	Analytical Method: EPA 504.1 Preparation Method: EPA 504.1 Pace Analytical Services - Charlotte							
1,2-Dibromoethane (EDB)	ND	ug/L	0.021	1	09/20/20 09:39	09/20/20 15:16	106-93-4	
Surrogates								
1-Chloro-2-bromopropane (S)	102	%	70-130	1	09/20/20 09:39	09/20/20 15:16	301-79-56	
MADEPV	Analytical Method: MADEP VPH Preparation Method: MADEPV Pace National - Mt. Juliet							
Aliphatic (C05-C08)	ND	ug/L	100	1	09/20/20 00:55	09/20/20 00:55		
Aliphatic (C09-C12)	ND	ug/L	100	1	09/20/20 00:55	09/20/20 00:55		
Aromatic (C09-C10),Unadjusted	ND	ug/L	100	1	09/20/20 00:55	09/20/20 00:55	TPHC9C10A	
Total VPH	ND	ug/L	100	1	09/20/20 00:55	09/20/20 00:55	VPH	
Surrogates								
2,5-Dibromotoluene (FID)	101	%	70.0-130	1	09/20/20 00:55	09/20/20 00:55	615-59-8FID	
2,5-Dibromotoluene (PID)	93.0	%	70.0-130	1	09/20/20 00:55	09/20/20 00:55	615-59-8PID	
6010 MET ICP	Analytical Method: EPA 6010D Preparation Method: EPA 3010A Pace Analytical Services - Asheville							
Lead	**9.6**	ug/L	5.0	1	09/19/20 02:18	09/19/20 23:15	7439-92-1	
6200B MSV	Analytical Method: SM 6200B Pace Analytical Services - Charlotte							
Benzene	**1.2**	ug/L	0.50	1		09/19/20 15:36	71-43-2	
Bromobenzene	ND	ug/L	0.50	1		09/19/20 15:36	108-86-1	
Bromochloromethane	ND	ug/L	0.50	1		09/19/20 15:36	74-97-5	
Bromodichloromethane	ND	ug/L	0.50	1		09/19/20 15:36	75-27-4	
Bromoform	ND	ug/L	0.50	1		09/19/20 15:36	75-25-2	
Bromomethane	ND	ug/L	5.0	1		09/19/20 15:36	74-83-9	
n-Butylbenzene	ND	ug/L	0.50	1		09/19/20 15:36	104-51-8	
sec-Butylbenzene	ND	ug/L	0.50	1		09/19/20 15:36	135-98-8	
tert-Butylbenzene	ND	ug/L	0.50	1		09/19/20 15:36	98-06-6	
Carbon tetrachloride	ND	ug/L	0.50	1		09/19/20 15:36	56-23-5	
Chlorobenzene	ND	ug/L	0.50	1		09/19/20 15:36	108-90-7	
Chloroethane	ND	ug/L	1.0	1		09/19/20 15:36	75-00-3	
Chloroform	ND	ug/L	0.50	1		09/19/20 15:36	67-66-3	
Chloromethane	ND	ug/L	1.0	1		09/19/20 15:36	74-87-3	
2-Chlorotoluene	ND	ug/L	0.50	1		09/19/20 15:36	95-49-8	
4-Chlorotoluene	ND	ug/L	0.50	1		09/19/20 15:36	106-43-4	
1,2-Dibromo-3-chloropropane	ND	ug/L	1.0	1		09/19/20 15:36	96-12-8	
Dibromochloromethane	ND	ug/L	0.50	1		09/19/20 15:36	124-48-1	
Dibromomethane	ND	ug/L	0.50	1		09/19/20 15:36	74-95-3	
1,2-Dichlorobenzene	ND	ug/L	0.50	1		09/19/20 15:36	95-50-1	
1,3-Dichlorobenzene	ND	ug/L	0.50	1		09/19/20 15:36	541-73-1	
1,4-Dichlorobenzene	ND	ug/L	0.50	1		09/19/20 15:36	106-46-7	
Dichlorodifluoromethane	ND	ug/L	0.50	1		09/19/20 15:36	75-71-8	
1,1-Dichloroethane	ND	ug/L	0.50	1		09/19/20 15:36	75-34-3	
1,2-Dichloroethane	ND	ug/L	0.50	1		09/19/20 15:36	107-06-2	
1,1-Dichloroethene	ND	ug/L	0.50	1		09/19/20 15:36	75-35-4	

REPORT OF LABORATORY ANALYSIS

This report shall not be reproduced, except in full,
without the written consent of Pace Analytical Services, LLC.

Pace Analytical Services, LLC
9800 Kincey Ave. Suite 100
Huntersville, NC 28078
(704)875-9092

ANALYTICAL RESULTS

Project: Colonial Pipeline (9/18 GW)
Pace Project No.: 92496397

Sample: MW-48 **Lab ID: 92496397001** Collected: 09/18/20 14:45 Received: 09/18/20 15:40 Matrix: Water

Parameters	Results	Units	Report Limit	DF	Prepared	Analyzed	CAS No.	Qual
6200B MSV	Analytical Method: SM 6200B Pace Analytical Services - Charlotte							
cis-1,2-Dichloroethene	ND	ug/L	0.50	1		09/19/20 15:36	156-59-2	
trans-1,2-Dichloroethene	ND	ug/L	0.50	1		09/19/20 15:36	156-60-5	
1,2-Dichloropropane	ND	ug/L	0.50	1		09/19/20 15:36	78-87-5	
1,3-Dichloropropane	ND	ug/L	0.50	1		09/19/20 15:36	142-28-9	
2,2-Dichloropropane	ND	ug/L	0.50	1		09/19/20 15:36	594-20-7	
1,1-Dichloropropene	ND	ug/L	0.50	1		09/19/20 15:36	563-58-6	
cis-1,3-Dichloropropene	ND	ug/L	0.50	1		09/19/20 15:36	10061-01-5	
trans-1,3-Dichloropropene	ND	ug/L	0.50	1		09/19/20 15:36	10061-02-6	
Diisopropyl ether	ND	ug/L	0.50	1		09/19/20 15:36	108-20-3	
Ethylbenzene	ND	ug/L	0.50	1		09/19/20 15:36	100-41-4	
Hexachloro-1,3-butadiene	ND	ug/L	2.0	1		09/19/20 15:36	87-68-3	
Isopropylbenzene (Cumene)	ND	ug/L	0.50	1		09/19/20 15:36	98-82-8	
Methylene Chloride	ND	ug/L	2.0	1		09/19/20 15:36	75-09-2	
Methyl-tert-butyl ether	ND	ug/L	0.50	1		09/19/20 15:36	1634-04-4	
Naphthalene	ND	ug/L	2.0	1		09/19/20 15:36	91-20-3	
n-Propylbenzene	ND	ug/L	0.50	1		09/19/20 15:36	103-65-1	
Styrene	ND	ug/L	0.50	1		09/19/20 15:36	100-42-5	
1,1,1,2-Tetrachloroethane	ND	ug/L	0.50	1		09/19/20 15:36	630-20-6	
1,1,2,2-Tetrachloroethane	ND	ug/L	0.50	1		09/19/20 15:36	79-34-5	
Tetrachloroethene	ND	ug/L	0.50	1		09/19/20 15:36	127-18-4	
Toluene	ND	ug/L	0.50	1		09/19/20 15:36	108-88-3	
1,2,3-Trichlorobenzene	ND	ug/L	2.0	1		09/19/20 15:36	87-61-6	
1,2,4-Trichlorobenzene	ND	ug/L	2.0	1		09/19/20 15:36	120-82-1	
1,1,1-Trichloroethane	ND	ug/L	0.50	1		09/19/20 15:36	71-55-6	
1,1,2-Trichloroethane	ND	ug/L	0.50	1		09/19/20 15:36	79-00-5	
Trichloroethene	ND	ug/L	0.50	1		09/19/20 15:36	79-01-6	
Trichlorofluoromethane	ND	ug/L	1.0	1		09/19/20 15:36	75-69-4	
1,2,3-Trichloropropane	ND	ug/L	0.50	1		09/19/20 15:36	96-18-4	
1,2,4-Trimethylbenzene	ND	ug/L	0.50	1		09/19/20 15:36	95-63-6	
1,3,5-Trimethylbenzene	ND	ug/L	0.50	1		09/19/20 15:36	108-67-8	
Vinyl chloride	ND	ug/L	1.0	1		09/19/20 15:36	75-01-4	
m&p-Xylene	ND	ug/L	1.0	1		09/19/20 15:36	179601-23-1	
o-Xylene	ND	ug/L	0.50	1		09/19/20 15:36	95-47-6	
Surrogates								
1,2-Dichloroethane-d4 (S)	87	%	70-130	1		09/19/20 15:36	17060-07-0	
4-Bromofluorobenzene (S)	94	%	70-130	1		09/19/20 15:36	460-00-4	
Toluene-d8 (S)	99	%	70-130	1		09/19/20 15:36	2037-26-5	

REPORT OF LABORATORY ANALYSIS

This report shall not be reproduced, except in full,
without the written consent of Pace Analytical Services, LLC.

Pace Analytical Services, LLC
9800 Kincey Ave. Suite 100
Huntersville, NC 28078
(704)875-9092

ANALYTICAL RESULTS

Project: Colonial Pipeline (9/18 GW)
Pace Project No.: 92496397

Sample: Trip Blank **Lab ID: 92496397002** Collected: 09/18/20 00:00 Received: 09/18/20 15:40 Matrix: Water

Parameters	Results	Units	Report Limit	DF	Prepared	Analyzed	CAS No.	Qual
6200B MSV	Analytical Method: SM 6200B Pace Analytical Services - Charlotte							
Benzene	ND	ug/L	0.50	1		09/19/20 14:23	71-43-2	
Bromobenzene	ND	ug/L	0.50	1		09/19/20 14:23	108-86-1	
Bromochloromethane	ND	ug/L	0.50	1		09/19/20 14:23	74-97-5	
Bromodichloromethane	ND	ug/L	0.50	1		09/19/20 14:23	75-27-4	
Bromoform	ND	ug/L	0.50	1		09/19/20 14:23	75-25-2	
Bromomethane	ND	ug/L	5.0	1		09/19/20 14:23	74-83-9	
n-Butylbenzene	ND	ug/L	0.50	1		09/19/20 14:23	104-51-8	
sec-Butylbenzene	ND	ug/L	0.50	1		09/19/20 14:23	135-98-8	
tert-Butylbenzene	ND	ug/L	0.50	1		09/19/20 14:23	98-06-6	
Carbon tetrachloride	ND	ug/L	0.50	1		09/19/20 14:23	56-23-5	
Chlorobenzene	ND	ug/L	0.50	1		09/19/20 14:23	108-90-7	
Chloroethane	ND	ug/L	1.0	1		09/19/20 14:23	75-00-3	
Chloroform	ND	ug/L	0.50	1		09/19/20 14:23	67-66-3	
Chloromethane	ND	ug/L	1.0	1		09/19/20 14:23	74-87-3	
2-Chlorotoluene	ND	ug/L	0.50	1		09/19/20 14:23	95-49-8	
4-Chlorotoluene	ND	ug/L	0.50	1		09/19/20 14:23	106-43-4	
1,2-Dibromo-3-chloropropane	ND	ug/L	1.0	1		09/19/20 14:23	96-12-8	
Dibromochloromethane	ND	ug/L	0.50	1		09/19/20 14:23	124-48-1	
Dibromomethane	ND	ug/L	0.50	1		09/19/20 14:23	74-95-3	
1,2-Dichlorobenzene	ND	ug/L	0.50	1		09/19/20 14:23	95-50-1	
1,3-Dichlorobenzene	ND	ug/L	0.50	1		09/19/20 14:23	541-73-1	
1,4-Dichlorobenzene	ND	ug/L	0.50	1		09/19/20 14:23	106-46-7	
Dichlorodifluoromethane	ND	ug/L	0.50	1		09/19/20 14:23	75-71-8	
1,1-Dichloroethane	ND	ug/L	0.50	1		09/19/20 14:23	75-34-3	
1,2-Dichloroethane	ND	ug/L	0.50	1		09/19/20 14:23	107-06-2	
1,1-Dichloroethene	ND	ug/L	0.50	1		09/19/20 14:23	75-35-4	
cis-1,2-Dichloroethene	ND	ug/L	0.50	1		09/19/20 14:23	156-59-2	
trans-1,2-Dichloroethene	ND	ug/L	0.50	1		09/19/20 14:23	156-60-5	
1,2-Dichloropropane	ND	ug/L	0.50	1		09/19/20 14:23	78-87-5	
1,3-Dichloropropane	ND	ug/L	0.50	1		09/19/20 14:23	142-28-9	
2,2-Dichloropropane	ND	ug/L	0.50	1		09/19/20 14:23	594-20-7	
1,1-Dichloropropene	ND	ug/L	0.50	1		09/19/20 14:23	563-58-6	
cis-1,3-Dichloropropene	ND	ug/L	0.50	1		09/19/20 14:23	10061-01-5	
trans-1,3-Dichloropropene	ND	ug/L	0.50	1		09/19/20 14:23	10061-02-6	
Diisopropyl ether	ND	ug/L	0.50	1		09/19/20 14:23	108-20-3	
Ethylbenzene	ND	ug/L	0.50	1		09/19/20 14:23	100-41-4	
Hexachloro-1,3-butadiene	ND	ug/L	2.0	1		09/19/20 14:23	87-68-3	
Isopropylbenzene (Cumene)	ND	ug/L	0.50	1		09/19/20 14:23	98-82-8	
Methylene Chloride	ND	ug/L	2.0	1		09/19/20 14:23	75-09-2	
Methyl-tert-butyl ether	ND	ug/L	0.50	1		09/19/20 14:23	1634-04-4	
Naphthalene	ND	ug/L	2.0	1		09/19/20 14:23	91-20-3	
n-Propylbenzene	ND	ug/L	0.50	1		09/19/20 14:23	103-65-1	
Styrene	ND	ug/L	0.50	1		09/19/20 14:23	100-42-5	
1,1,1,2-Tetrachloroethane	ND	ug/L	0.50	1		09/19/20 14:23	630-20-6	
1,1,2,2-Tetrachloroethane	ND	ug/L	0.50	1		09/19/20 14:23	79-34-5	
Tetrachloroethene	ND	ug/L	0.50	1		09/19/20 14:23	127-18-4	

REPORT OF LABORATORY ANALYSIS

This report shall not be reproduced, except in full,
without the written consent of Pace Analytical Services, LLC.

Pace Analytical Services, LLC
9800 Kincey Ave. Suite 100
Huntersville, NC 28078
(704)875-9092

ANALYTICAL RESULTS

Project: Colonial Pipeline (9/18 GW)
Pace Project No.: 92496397

Sample: Trip Blank **Lab ID: 92496397002** Collected: 09/18/20 00:00 Received: 09/18/20 15:40 Matrix: Water

Parameters	Results	Units	Report Limit	DF	Prepared	Analyzed	CAS No.	Qual
6200B MSV	Analytical Method: SM 6200B Pace Analytical Services - Charlotte							
Toluene	ND	ug/L	0.50	1		09/19/20 14:23	108-88-3	
1,2,3-Trichlorobenzene	ND	ug/L	2.0	1		09/19/20 14:23	87-61-6	
1,2,4-Trichlorobenzene	ND	ug/L	2.0	1		09/19/20 14:23	120-82-1	
1,1,1-Trichloroethane	ND	ug/L	0.50	1		09/19/20 14:23	71-55-6	
1,1,2-Trichloroethane	ND	ug/L	0.50	1		09/19/20 14:23	79-00-5	
Trichloroethene	ND	ug/L	0.50	1		09/19/20 14:23	79-01-6	
Trichlorofluoromethane	ND	ug/L	1.0	1		09/19/20 14:23	75-69-4	
1,2,3-Trichloropropane	ND	ug/L	0.50	1		09/19/20 14:23	96-18-4	
1,2,4-Trimethylbenzene	ND	ug/L	0.50	1		09/19/20 14:23	95-63-6	
1,3,5-Trimethylbenzene	ND	ug/L	0.50	1		09/19/20 14:23	108-67-8	
Vinyl chloride	ND	ug/L	1.0	1		09/19/20 14:23	75-01-4	
m&p-Xylene	ND	ug/L	1.0	1		09/19/20 14:23	179601-23-1	
o-Xylene	ND	ug/L	0.50	1		09/19/20 14:23	95-47-6	
Surrogates								
1,2-Dichloroethane-d4 (S)	83	%	70-130	1		09/19/20 14:23	17060-07-0	
4-Bromofluorobenzene (S)	93	%	70-130	1		09/19/20 14:23	460-00-4	
Toluene-d8 (S)	100	%	70-130	1		09/19/20 14:23	2037-26-5	

REPORT OF LABORATORY ANALYSIS

This report shall not be reproduced, except in full,
without the written consent of Pace Analytical Services, LLC.

Pace Analytical Services, LLC
9800 Kincey Ave. Suite 100
Huntersville, NC 28078
(704)875-9092

QUALITY CONTROL DATA

Project: Colonial Pipeline (9/18 GW)
Pace Project No.: 92496397

QC Batch: 1545946
QC Batch Method: MADEPV
Analysis Method: MADEP VPH
Analysis Description: MADEPV
Laboratory: Pace National - Mt. Juliet

Associated Lab Samples: 92496397001

METHOD BLANK: R3572425-3 Matrix: Water
Associated Lab Samples: 92496397001

Parameter	Units	Blank Result	Reporting Limit	Analyzed	Qualifiers
Aliphatic (C05-C08)	ug/L	ND	100	09/19/20 16:43	
Aliphatic (C09-C12)	ug/L	ND	100	09/19/20 16:43	
Aromatic (C09-C10),Unadjusted	ug/L	ND	100	09/19/20 16:43	
Total VPH	ug/L	ND	100	09/19/20 16:43	
2,5-Dibromotoluene (FID)	%	96.6	70.0-130	09/19/20 16:43	
2,5-Dibromotoluene (PID)	%	87.9	70.0-130	09/19/20 16:43	

LABORATORY CONTROL SAMPLE & LCSD: R3572425-1 R3572425-2

Parameter	Units	Spike Conc.	LCS Result	LCSD Result	LCS % Rec	LCSD % Rec	% Rec Limits	RPD	Max RPD	Qualifiers
Aliphatic (C05-C08)	ug/L	1200	1110	1140	92.5	95.0	70.0-130	2.67	25	
Aliphatic (C09-C12)	ug/L	1400	1330	1350	95.0	96.4	70.0-130	1.49	25	
Aromatic (C09-C10),Unadjusted	ug/L	200	257	260	129	130	70.0-130	1.16	25	
Total VPH	ug/L	2800	2700	2750	96.4	98.2	70.0-130	1.83	25	
2,5-Dibromotoluene (FID)	%				105	106	70.0-130			
2,5-Dibromotoluene (PID)	%				95.9	96.0	70.0-130			

Results presented on this page are in the units indicated by the "Units" column except where an alternate unit is presented to the right of the result.

REPORT OF LABORATORY ANALYSIS

This report shall not be reproduced, except in full,
without the written consent of Pace Analytical Services, LLC.

Pace Analytical Services, LLC
9800 Kincey Ave. Suite 100
Huntersville, NC 28078
(704)875-9092

QUALITY CONTROL DATA

Project: Colonial Pipeline (9/18 GW)
Pace Project No.: 92496397

QC Batch: 567583
QC Batch Method: EPA 3010A
Analysis Method: EPA 6010D
Analysis Description: 6010 MET
Laboratory: Pace Analytical Services - Asheville
Associated Lab Samples: 92496397001

METHOD BLANK: 3007959 Matrix: Water
Associated Lab Samples: 92496397001

Parameter	Units	Blank Result	Reporting Limit	Analyzed	Qualifiers
Lead	ug/L	ND	5.0	09/19/20 23:02	

LABORATORY CONTROL SAMPLE: 3007960

Parameter	Units	Spike Conc.	LCS Result	LCS % Rec	% Rec Limits	Qualifiers
Lead	ug/L	500	487	97	80-120	

MATRIX SPIKE & MATRIX SPIKE DUPLICATE: 3007961 3007962

Parameter	Units	92496397001 Result	MS Spike Conc.	MSD Spike Conc.	MS Result	MSD Result	MS % Rec	MSD % Rec	% Rec Limits	RPD	Qual
Lead	ug/L	9.6	500	500	496	500	97	98	75-125	1	

Results presented on this page are in the units indicated by the "Units" column except where an alternate unit is presented to the right of the result.

REPORT OF LABORATORY ANALYSIS

This report shall not be reproduced, except in full,
without the written consent of Pace Analytical Services, LLC.

Pace Analytical Services, LLC
9800 Kincey Ave. Suite 100
Huntersville, NC 28078
(704)875-9092

QUALITY CONTROL DATA

Project: Colonial Pipeline (9/18 GW)
Pace Project No.: 92496397

QC Batch: 567626
QC Batch Method: SM 6200B
Analysis Method: SM 6200B
Analysis Description: 6200B MSV
Laboratory: Pace Analytical Services - Charlotte
Associated Lab Samples: 92496397001, 92496397002

METHOD BLANK: 3008101 Matrix: Water
Associated Lab Samples: 92496397001, 92496397002

Parameter	Units	Blank Result	Reporting Limit	Analyzed	Qualifiers
1,1,1,2-Tetrachloroethane	ug/L	ND	0.50	09/19/20 13:46	
1,1,1-Trichloroethane	ug/L	ND	0.50	09/19/20 13:46	
1,1,2,2-Tetrachloroethane	ug/L	ND	0.50	09/19/20 13:46	
1,1,2-Trichloroethane	ug/L	ND	0.50	09/19/20 13:46	
1,1-Dichloroethane	ug/L	ND	0.50	09/19/20 13:46	
1,1-Dichloroethene	ug/L	ND	0.50	09/19/20 13:46	
1,1-Dichloropropene	ug/L	ND	0.50	09/19/20 13:46	
1,2,3-Trichlorobenzene	ug/L	ND	2.0	09/19/20 13:46	
1,2,3-Trichloropropane	ug/L	ND	0.50	09/19/20 13:46	
1,2,4-Trichlorobenzene	ug/L	ND	2.0	09/19/20 13:46	
1,2,4-Trimethylbenzene	ug/L	ND	0.50	09/19/20 13:46	
1,2-Dibromo-3-chloropropane	ug/L	ND	1.0	09/19/20 13:46	
1,2-Dichlorobenzene	ug/L	ND	0.50	09/19/20 13:46	
1,2-Dichloroethane	ug/L	ND	0.50	09/19/20 13:46	
1,2-Dichloropropane	ug/L	ND	0.50	09/19/20 13:46	
1,3,5-Trimethylbenzene	ug/L	ND	0.50	09/19/20 13:46	
1,3-Dichlorobenzene	ug/L	ND	0.50	09/19/20 13:46	
1,3-Dichloropropane	ug/L	ND	0.50	09/19/20 13:46	
1,4-Dichlorobenzene	ug/L	ND	0.50	09/19/20 13:46	
2,2-Dichloropropane	ug/L	ND	0.50	09/19/20 13:46	
2-Chlorotoluene	ug/L	ND	0.50	09/19/20 13:46	
4-Chlorotoluene	ug/L	ND	0.50	09/19/20 13:46	
Benzene	ug/L	ND	0.50	09/19/20 13:46	
Bromobenzene	ug/L	ND	0.50	09/19/20 13:46	
Bromochloromethane	ug/L	ND	0.50	09/19/20 13:46	
Bromodichloromethane	ug/L	ND	0.50	09/19/20 13:46	
Bromoform	ug/L	ND	0.50	09/19/20 13:46	
Bromomethane	ug/L	ND	5.0	09/19/20 13:46	
Carbon tetrachloride	ug/L	ND	0.50	09/19/20 13:46	
Chlorobenzene	ug/L	ND	0.50	09/19/20 13:46	
Chloroethane	ug/L	ND	1.0	09/19/20 13:46	
Chloroform	ug/L	ND	0.50	09/19/20 13:46	
Chloromethane	ug/L	ND	1.0	09/19/20 13:46	
cis-1,2-Dichloroethene	ug/L	ND	0.50	09/19/20 13:46	
cis-1,3-Dichloropropene	ug/L	ND	0.50	09/19/20 13:46	
Dibromochloromethane	ug/L	ND	0.50	09/19/20 13:46	
Dibromomethane	ug/L	ND	0.50	09/19/20 13:46	
Dichlorodifluoromethane	ug/L	ND	0.50	09/19/20 13:46	
Diisopropyl ether	ug/L	ND	0.50	09/19/20 13:46	
Ethylbenzene	ug/L	ND	0.50	09/19/20 13:46	

Results presented on this page are in the units indicated by the "Units" column except where an alternate unit is presented to the right of the result.

REPORT OF LABORATORY ANALYSIS

This report shall not be reproduced, except in full,
without the written consent of Pace Analytical Services, LLC.

Pace Analytical Services, LLC
9800 Kincey Ave. Suite 100
Huntersville, NC 28078
(704)875-9092

QUALITY CONTROL DATA

Project: Colonial Pipeline (9/18 GW)
Pace Project No.: 92496397

METHOD BLANK: 3008101 Matrix: Water
Associated Lab Samples: 92496397001, 92496397002

Parameter	Units	Blank Result	Reporting Limit	Analyzed	Qualifiers
Hexachloro-1,3-butadiene	ug/L	ND	2.0	09/19/20 13:46	
Isopropylbenzene (Cumene)	ug/L	ND	0.50	09/19/20 13:46	
m&p-Xylene	ug/L	ND	1.0	09/19/20 13:46	
Methyl-tert-butyl ether	ug/L	ND	0.50	09/19/20 13:46	
Methylene Chloride	ug/L	ND	2.0	09/19/20 13:46	
n-Butylbenzene	ug/L	ND	0.50	09/19/20 13:46	
n-Propylbenzene	ug/L	ND	0.50	09/19/20 13:46	
Naphthalene	ug/L	ND	2.0	09/19/20 13:46	
o-Xylene	ug/L	ND	0.50	09/19/20 13:46	
sec-Butylbenzene	ug/L	ND	0.50	09/19/20 13:46	
Styrene	ug/L	ND	0.50	09/19/20 13:46	
tert-Butylbenzene	ug/L	ND	0.50	09/19/20 13:46	
Tetrachloroethene	ug/L	ND	0.50	09/19/20 13:46	
Toluene	ug/L	ND	0.50	09/19/20 13:46	
trans-1,2-Dichloroethene	ug/L	ND	0.50	09/19/20 13:46	
trans-1,3-Dichloropropene	ug/L	ND	0.50	09/19/20 13:46	
Trichloroethene	ug/L	ND	0.50	09/19/20 13:46	
Trichlorofluoromethane	ug/L	ND	1.0	09/19/20 13:46	
Vinyl chloride	ug/L	ND	1.0	09/19/20 13:46	
1,2-Dichloroethane-d4 (S)	%	83	70-130	09/19/20 13:46	
4-Bromofluorobenzene (S)	%	93	70-130	09/19/20 13:46	
Toluene-d8 (S)	%	100	70-130	09/19/20 13:46	

LABORATORY CONTROL SAMPLE: 3008102

Parameter	Units	Spike Conc.	LCS Result	LCS % Rec	% Rec Limits	Qualifiers
1,1,1,2-Tetrachloroethane	ug/L	50	51.3	103	60-140	
1,1,1-Trichloroethane	ug/L	50	45.1	90	60-140	
1,1,2,2-Tetrachloroethane	ug/L	50	51.7	103	60-140	
1,1,2-Trichloroethane	ug/L	50	50.8	102	60-140	
1,1-Dichloroethane	ug/L	50	44.3	89	60-140	
1,1-Dichloroethene	ug/L	50	45.0	90	60-140	
1,1-Dichloropropene	ug/L	50	46.4	93	60-140	
1,2,3-Trichlorobenzene	ug/L	50	59.1	118	60-140	
1,2,3-Trichloropropane	ug/L	50	49.8	100	60-140	
1,2,4-Trichlorobenzene	ug/L	50	57.7	115	60-140	
1,2,4-Trimethylbenzene	ug/L	50	51.3	103	60-140	
1,2-Dibromo-3-chloropropane	ug/L	50	54.0	108	60-140	
1,2-Dichlorobenzene	ug/L	50	52.7	105	60-140	
1,2-Dichloroethane	ug/L	50	37.3	75	60-140	
1,2-Dichloropropane	ug/L	50	51.3	103	60-140	
1,3,5-Trimethylbenzene	ug/L	50	51.8	104	60-140	
1,3-Dichlorobenzene	ug/L	50	53.1	106	60-140	
1,3-Dichloropropane	ug/L	50	53.5	107	60-140	

Results presented on this page are in the units indicated by the "Units" column except where an alternate unit is presented to the right of the result.

REPORT OF LABORATORY ANALYSIS

This report shall not be reproduced, except in full,
without the written consent of Pace Analytical Services, LLC.

Pace Analytical Services, LLC
9800 Kincey Ave. Suite 100
Huntersville, NC 28078
(704)875-9092

QUALITY CONTROL DATA

Project: Colonial Pipeline (9/18 GW)
Pace Project No.: 92496397

LABORATORY CONTROL SAMPLE: 3008102

Parameter	Units	Spike Conc.	LCS Result	LCS % Rec	% Rec Limits	Qualifiers
1,4-Dichlorobenzene	ug/L	50	52.2	104	60-140	
2,2-Dichloropropane	ug/L	50	43.9	88	60-140	
2-Chlorotoluene	ug/L	50	52.9	106	60-140	
4-Chlorotoluene	ug/L	50	50.5	101	60-140	
Benzene	ug/L	50	50.2	100	60-140	
Bromobenzene	ug/L	50	52.1	104	60-140	
Bromochloromethane	ug/L	50	47.8	96	60-140	
Bromodichloromethane	ug/L	50	44.5	89	60-140	
Bromoform	ug/L	50	49.9	100	60-140	
Bromomethane	ug/L	50	34.8	70	60-140	
Carbon tetrachloride	ug/L	50	48.9	98	60-140	
Chlorobenzene	ug/L	50	51.7	103	60-140	
Chloroethane	ug/L	50	31.7	63	60-140	
Chloroform	ug/L	50	41.7	83	60-140	
Chloromethane	ug/L	50	44.1	88	60-140	
cis-1,2-Dichloroethene	ug/L	50	44.1	88	60-140	
cis-1,3-Dichloropropene	ug/L	50	51.8	104	60-140	
Dibromochloromethane	ug/L	50	51.2	102	60-140	
Dibromomethane	ug/L	50	51.4	103	60-140	
Dichlorodifluoromethane	ug/L	50	48.5	97	60-140	
Diisopropyl ether	ug/L	50	44.0	88	60-140	
Ethylbenzene	ug/L	50	51.2	102	60-140	
Hexachloro-1,3-butadiene	ug/L	50	57.3	115	60-140	
Isopropylbenzene (Cumene)	ug/L	50	51.8	104	60-140	
m&p-Xylene	ug/L	100	99.8	100	60-140	
Methyl-tert-butyl ether	ug/L	50	44.2	88	60-140	
Methylene Chloride	ug/L	50	39.7	79	60-140	
n-Butylbenzene	ug/L	50	52.4	105	60-140	
n-Propylbenzene	ug/L	50	52.1	104	60-140	
Naphthalene	ug/L	50	60.0	120	60-140	
o-Xylene	ug/L	50	51.0	102	60-140	
sec-Butylbenzene	ug/L	50	53.2	106	60-140	
Styrene	ug/L	50	53.3	107	60-140	
tert-Butylbenzene	ug/L	50	43.8	88	60-140	
Tetrachloroethene	ug/L	50	54.4	109	60-140	
Toluene	ug/L	50	49.9	100	60-140	
trans-1,2-Dichloroethene	ug/L	50	44.3	89	60-140	
trans-1,3-Dichloropropene	ug/L	50	48.2	96	60-140	
Trichloroethene	ug/L	50	52.3	105	60-140	
Trichlorofluoromethane	ug/L	50	43.5	87	60-140	
Vinyl chloride	ug/L	50	48.0	96	60-140	
1,2-Dichloroethane-d4 (S)	%			79	70-130	
4-Bromofluorobenzene (S)	%			97	70-130	
Toluene-d8 (S)	%			98	70-130	

Results presented on this page are in the units indicated by the "Units" column except where an alternate unit is presented to the right of the result.

REPORT OF LABORATORY ANALYSIS

This report shall not be reproduced, except in full,
without the written consent of Pace Analytical Services, LLC.

Pace Analytical Services, LLC
9800 Kincey Ave. Suite 100
Huntersville, NC 28078
(704)875-9092

QUALITY CONTROL DATA

Project: Colonial Pipeline (9/18 GW)
Pace Project No.: 92496397

MATRIX SPIKE & MATRIX SPIKE DUPLICATE: 3008103 3008104

Parameter	Units	92495553001 Result	MS Spike Conc.	MSD Spike Conc.	MS Result	MSD Result	MS % Rec	MSD % Rec	% Rec Limits	RPD	Qual
1,1,1,2-Tetrachloroethane	ug/L	ND	20	20	17.2	14.7	86	73	60-140	16	
1,1,1-Trichloroethane	ug/L	ND	20	20	15.7	13.2	79	66	60-140	17	
1,1,2,2-Tetrachloroethane	ug/L	ND	20	20	16.4	14.0	82	70	60-140	16	
1,1,2-Trichloroethane	ug/L	ND	20	20	16.0	14.0	80	70	60-140	14	
1,1-Dichloroethane	ug/L	ND	20	20	15.5	13.1	77	65	60-140	17	
1,1-Dichloroethene	ug/L	ND	20	20	16.4	13.6	82	68	60-140	19	
1,1-Dichloropropene	ug/L	ND	20	20	16.3	13.7	81	69	60-140	17	
1,2,3-Trichlorobenzene	ug/L	ND	20	20	16.1	14.3	81	71	60-140	12	
1,2,3-Trichloropropane	ug/L	ND	20	20	15.9	13.8	79	69	60-140	14	
1,2,4-Trichlorobenzene	ug/L	ND	20	20	16.8	14.4	84	72	60-140	16	
1,2,4-Trimethylbenzene	ug/L	ND	20	20	16.8	14.0	84	70	60-140	18	
1,2-Dibromo-3-chloropropane	ug/L	ND	20	20	15.9	13.2	80	66	60-140	19	
1,2-Dichlorobenzene	ug/L	ND	20	20	16.3	13.8	82	69	60-140	17	
1,2-Dichloroethane	ug/L	ND	20	20	13.0	11.3	65	56	60-140	15	M1
1,2-Dichloropropane	ug/L	ND	20	20	16.9	14.7	84	73	60-140	14	
1,3,5-Trimethylbenzene	ug/L	ND	20	20	17.3	14.4	87	72	60-140	18	
1,3-Dichlorobenzene	ug/L	ND	20	20	16.7	13.9	84	70	60-140	18	
1,3-Dichloropropane	ug/L	ND	20	20	17.9	14.9	90	74	60-140	19	
1,4-Dichlorobenzene	ug/L	ND	20	20	16.6	13.9	83	70	60-140	18	
2,2-Dichloropropane	ug/L	ND	20	20	15.7	13.3	78	66	60-140	17	
2-Chlorotoluene	ug/L	ND	20	20	17.2	14.5	86	72	60-140	17	
4-Chlorotoluene	ug/L	ND	20	20	16.3	13.8	81	69	60-140	17	
Benzene	ug/L	ND	20	20	16.8	14.3	84	72	60-140	16	
Bromobenzene	ug/L	ND	20	20	17.2	14.3	86	72	60-140	19	
Bromochloromethane	ug/L	ND	20	20	16.2	13.4	81	67	60-140	19	
Bromodichloromethane	ug/L	ND	20	20	14.5	12.3	73	61	60-140	17	
Bromoform	ug/L	ND	20	20	15.5	13.0	77	65	60-140	17	
Bromomethane	ug/L	ND	20	20	15.6	13.5	78	68	60-140	14	
Carbon tetrachloride	ug/L	ND	20	20	17.1	14.5	85	72	60-140	17	
Chlorobenzene	ug/L	ND	20	20	17.3	14.6	86	73	60-140	16	
Chloroethane	ug/L	ND	20	20	14.1	12.0	70	60	60-140	16	
Chloroform	ug/L	ND	20	20	14.8	12.6	74	63	60-140	16	
Chloromethane	ug/L	ND	20	20	15.2	12.6	76	63	60-140	19	
cis-1,2-Dichloroethene	ug/L	ND	20	20	15.2	12.9	76	65	60-140	16	
cis-1,3-Dichloropropene	ug/L	ND	20	20	17.0	14.4	85	72	60-140	17	
Dibromochloromethane	ug/L	ND	20	20	16.4	13.9	82	70	60-140	17	
Dibromomethane	ug/L	ND	20	20	16.4	14.1	82	71	60-140	15	
Dichlorodifluoromethane	ug/L	ND	20	20	15.0	12.9	75	65	60-140	15	
Diisopropyl ether	ug/L	ND	20	20	14.2	12.1	71	61	60-140	16	
Ethylbenzene	ug/L	ND	20	20	17.6	14.7	88	74	60-140	18	
Hexachloro-1,3-butadiene	ug/L	ND	20	20	20.4	16.6	102	83	60-140	21	
Isopropylbenzene (Cumene)	ug/L	ND	20	20	17.7	14.9	88	74	60-140	17	
m&p-Xylene	ug/L	ND	40	40	34.4	28.7	86	72	60-140	18	
Methyl-tert-butyl ether	ug/L	ND	20	20	14.2	12.1	71	61	60-140	15	
Methylene Chloride	ug/L	ND	20	20	14.1	12.0	70	60	60-140	16	
n-Butylbenzene	ug/L	ND	20	20	17.7	14.5	89	72	60-140	20	

Results presented on this page are in the units indicated by the "Units" column except where an alternate unit is presented to the right of the result.

REPORT OF LABORATORY ANALYSIS

This report shall not be reproduced, except in full,
without the written consent of Pace Analytical Services, LLC.

Pace Analytical Services, LLC
9800 Kincey Ave. Suite 100
Huntersville, NC 28078
(704)875-9092

QUALITY CONTROL DATA

Project: Colonial Pipeline (9/18 GW)
Pace Project No.: 92496397

MATRIX SPIKE & MATRIX SPIKE DUPLICATE: 3008103 3008104

Parameter	Units	92495553001 Result	MS Spike Conc.	MSD Spike Conc.	MS Result	MSD Result	MS % Rec	MSD % Rec	% Rec Limits	RPD	Qual
n-Propylbenzene	ug/L	ND	20	20	17.9	14.6	89	73	60-140	20	
Naphthalene	ug/L	ND	20	20	14.7	13.1	74	66	60-140	11	
o-Xylene	ug/L	ND	20	20	17.1	14.4	86	72	60-140	17	
sec-Butylbenzene	ug/L	ND	20	20	18.3	15.2	92	76	60-140	19	
Styrene	ug/L	ND	20	20	16.6	14.2	83	71	60-140	16	
tert-Butylbenzene	ug/L	ND	20	20	15.3	12.6	77	63	60-140	20	
Tetrachloroethene	ug/L	ND	20	20	18.2	15.6	91	78	60-140	15	
Toluene	ug/L	ND	20	20	16.4	14.1	82	70	60-140	15	
trans-1,2-Dichloroethene	ug/L	ND	20	20	15.4	13.3	77	66	60-140	15	
trans-1,3-Dichloropropene	ug/L	ND	20	20	15.7	13.5	78	67	60-140	15	
Trichloroethene	ug/L	ND	20	20	18.0	15.1	90	75	60-140	18	
Trichlorofluoromethane	ug/L	ND	20	20	17.6	15.0	88	75	60-140	16	
Vinyl chloride	ug/L	ND	20	20	16.1	13.5	80	67	60-140	18	
1,2-Dichloroethane-d4 (S)	%						84	85	70-130		
4-Bromofluorobenzene (S)	%						94	96	70-130		
Toluene-d8 (S)	%						97	97	70-130		

Results presented on this page are in the units indicated by the "Units" column except where an alternate unit is presented to the right of the result.

REPORT OF LABORATORY ANALYSIS

This report shall not be reproduced, except in full,
without the written consent of Pace Analytical Services, LLC.

Pace Analytical Services, LLC
9800 Kincey Ave. Suite 100
Huntersville, NC 28078
(704)875-9092

QUALITY CONTROL DATA

Project: Colonial Pipeline (9/18 GW)
Pace Project No.: 92496397

QC Batch: 567647
QC Batch Method: EPA 504.1
Analysis Method: EPA 504.1
Analysis Description: GCS 504 EDB DBCP
Laboratory: Pace Analytical Services - Charlotte
Associated Lab Samples: 92496397001

METHOD BLANK: 3008148 Matrix: Water
Associated Lab Samples: 92496397001

Parameter	Units	Blank Result	Reporting Limit	Analyzed	Qualifiers
1,2-Dibromoethane (EDB)	ug/L	ND	0.020	09/20/20 13:30	
1-Chloro-2-bromopropane (S)	%	106	70-130	09/20/20 13:30	

LABORATORY CONTROL SAMPLE & LCSD: 3008149 3008150

Parameter	Units	Spike Conc.	LCS Result	LCSD Result	LCS % Rec	LCSD % Rec	% Rec Limits	RPD	Max RPD	Qualifiers
1,2-Dibromoethane (EDB)	ug/L	0.25	0.27	0.28	110	113	70-130	3	20	
1-Chloro-2-bromopropane (S)	%				109	110	70-130			

MATRIX SPIKE & MATRIX SPIKE DUPLICATE: 3008152 3008153

Parameter	Units	92495330002 Result	MS Spike Conc.	MSD Spike Conc.	MS Result	MSD Result	MS % Rec	MSD % Rec	% Rec Limits	RPD	Qual
1,2-Dibromoethane (EDB)	ug/L	ND	0.25	0.25	0.28	0.27	110	109	65-135	1	
1-Chloro-2-bromopropane (S)	%						107	106	70-130		

SAMPLE DUPLICATE: 3008151

Parameter	Units	92495330001 Result	Dup Result	RPD	Qualifiers
1,2-Dibromoethane (EDB)	ug/L	ND	ND		
1-Chloro-2-bromopropane (S)	%	105	110		

Results presented on this page are in the units indicated by the "Units" column except where an alternate unit is presented to the right of the result.

REPORT OF LABORATORY ANALYSIS

This report shall not be reproduced, except in full,
without the written consent of Pace Analytical Services, LLC.

Pace Analytical Services, LLC
9800 Kincey Ave. Suite 100
Huntersville, NC 28078
(704)875-9092

QUALIFIERS

Project: Colonial Pipeline (9/18 GW)
Pace Project No.: 92496397

DEFINITIONS

DF - Dilution Factor, if reported, represents the factor applied to the reported data due to dilution of the sample aliquot.

ND - Not Detected at or above adjusted reporting limit.

TNTC - Too Numerous To Count

J - Estimated concentration above the adjusted method detection limit and below the adjusted reporting limit.

MDL - Adjusted Method Detection Limit.

PQL - Practical Quantitation Limit.

RL - Reporting Limit - The lowest concentration value that meets project requirements for quantitative data with known precision and bias for a specific analyte in a specific matrix.

S - Surrogate

1,2-Diphenylhydrazine decomposes to and cannot be separated from Azobenzene using Method 8270. The result for each analyte is a combined concentration.

Consistent with EPA guidelines, unrounded data are displayed and have been used to calculate % recovery and RPD values.

LCS(D) - Laboratory Control Sample (Duplicate)

MS(D) - Matrix Spike (Duplicate)

DUP - Sample Duplicate

RPD - Relative Percent Difference

NC - Not Calculable.

SG - Silica Gel - Clean-Up

U - Indicates the compound was analyzed for, but not detected.

Acid preservation may not be appropriate for 2 Chloroethylvinyl ether.

A separate vial preserved to a pH of 4-5 is recommended in SW846 Chapter 4 for the analysis of Acrolein and Acrylonitrile by EPA Method 8260.

N-Nitrosodiphenylamine decomposes and cannot be separated from Diphenylamine using Method 8270. The result reported for each analyte is a combined concentration.

Pace Analytical is TNI accredited. Contact your Pace PM for the current list of accredited analytes.

TNI - The NELAC Institute.

ANALYTE QUALIFIERS

M1 Matrix spike recovery exceeded QC limits. Batch accepted based on laboratory control sample (LCS) recovery.

This report shall not be reproduced, except in full,
without the written consent of Pace Analytical Services, LLC.

Pace Analytical Services, LLC
9800 Kincey Ave. Suite 100
Huntersville, NC 28078
(704)875-9092

QUALITY CONTROL DATA CROSS REFERENCE TABLE

Project: Colonial Pipeline (9/18 GW)
Pace Project No.: 92496397

Lab ID	Sample ID	QC Batch Method	QC Batch	Analytical Method	Analytical Batch
92496397001	**MW-48**	EPA 504.1	567647	EPA 504.1	567663
92496397001	**MW-48**	MADEPV	1545946	MADEP VPH	1545946
92496397001	**MW-48**	EPA 3010A	567583	EPA 6010D	567596
92496397001	**MW-48**	SM 6200B	567626		
92496397002	**Trip Blank**	SM 6200B	567626		

This report shall not be reproduced, except in full,
without the written consent of Pace Analytical Services, LLC.

Pace Analytical	Document Name: Sample Condition Upon Receipt(SCUR)	Document Revised: February 7, 2018 Page 1 of 2
	Document No.: F-CAR-CS-033-Rev.06	Issuing Authority: Pace Carolinas Quality Office

Laboratory receiving samples: Asheville ☐ Eden ☐ Greenwood ☐ Huntersville ☑ Raleigh ☐ Mechanicsville ☐

Sample Condition Upon Receipt

Client Name: AECOM

Project #: **WO# : 92496397**

92496397

Courier: ☐ Commercial ☑ Fed Ex ☑ Pace ☐ UPS ☐ USPS ☐ Other: ☑ Client

DW 9/18/20

Custody Seal Present? ☐ Yes ☑ No Seals Intact? ☐ Yes ☑ No

Date/Initials Person Examining Contents: DW 9/18/20

Packing Material: ☑ Bubble Wrap ☑ Bubble Bags ☐ None ☐ Other

Biological Tissue Frozen? ☐ Yes ☐ No ☑ N/A

Thermometer: ☑ IR Gun ID: 92T061

Type of Ice: ☑ Wet ☐ Blue ☐ None

Cooler Temp (°C): 3.1 Correction Factor: Add/Subtract (°C) 0.0

Cooler Temp Corrected (°C): 3.1

Temp should be above freezing to 6°C

☐ Samples out of temp criteria. Samples on ice, cooling process has begun

USDA Regulated Soil (☑ N/A, water sample)

Did samples originate in a quarantine zone within the United States: CA, NY, or SC (check maps)? ☐ Yes ☐ No

Did samples originate from a foreign source (Internationally, including Hawaii and Puerto Rico)? ☐ Yes ☐ No

				Comments/Discrepancy:
Chain of Custody Present?	☑ Yes	☐ No	☐ N/A	1.
Samples Arrived within Hold Time?	☑ Yes	☐ No	☐ N/A	2.
Short Hold Time Analysis (<72 hr.)?	☐ Yes	☑ No	☐ N/A	3.
Rush Turn Around Time Requested?	☑ Yes	☐ No	☐ N/A	4.
Sufficient Volume?	☑ Yes	☐ No	☐ N/A	5.
Correct Containers Used?	☑ Yes	☐ No	☐ N/A	6.
-Pace Containers Used?	☑ Yes	☐ No	☐ N/A	
Containers Intact?	☑ Yes	☐ No	☐ N/A	7.
Dissolved analysis: Samples Field Filtered?	☐ Yes	☑ No	☐ N/A	8.
Sample Labels Match COC?	☑ Yes	☑ No	☐ N/A	9.
-Includes Date/Time/ID/Analysis Matrix: WT				
Headspace in VOA Vials (>5-6mm)?	☐ Yes	☑ No	☐ N/A	10.
Trip Blank Present?	☑ Yes	☐ No	☐ N/A	11.
Trip Blank Custody Seals Present?	☑ Yes	☐ No	☐ N/A	

COMMENTS/SAMPLE DISCREPANCY

Field Data Required? ☐ Yes ☐ No

Trip blank not on CoC.

Lot ID of split containers:

CLIENT NOTIFICATION/RESOLUTION

Person contacted: _____ Date/Time: _____

Project Manager SCURF Review: _____ Date: _____

Project Manager SRF Review: _____ Date: _____

*Check mark top half of box if pH and/or dechlorination is verified and within the acceptance range for preservation samples.

Exceptions: VOA, Coliform, TOC, Oil and Grease, DRO/8015 (water) DOC, LLHg

**Bottom half of box is to list number of bottle

Project # WO# : 92496397

PM: NMG Due Date: 09/21/20

CLIENT: 92-AECOM CHA

Item#	BP4U-125 mL Plastic Unpreserved (N/A) (Cl-)	BP3U-250 mL Plastic Unpreserved (N/A)	BP2U-500 mL Plastic Unpreserved (N/A)	BP1U-1 liter Plastic Unpreserved (N/A)	BP4S-125 mL Plastic H2SO4 (pH < 2) (Cl-)	BP3N-250 mL plastic HNO3 (pH < 2)	BP4Z-125 mL Plastic ZN Acetate & NaOH (>9)	BP4C-125 mL Plastic NaOH (pH > 12) (Cl-)	WGFU-Wide-mouthed Glass jar Unpreserved	AG1U-1 liter Amber Unpreserved (N/A) (Cl-)	AG1H-1 liter Amber HCl (pH < 2)	AG3U-250 mL Amber Unpreserved (N/A) (Cl-)	AG1S-1 liter Amber H2SO4 (pH < 2)	AG3S-250 mL Amber H2SO4 (pH < 2)	AG3A(DG3A)-250 mL Amber NH4Cl (N/A)(Cl-)	DG9H-40 mL VOA HCl (N/A)	VG9T-40 mL VOA Na2S2O3 (N/A)	VG9U-40 mL VOA Unp (N/A)	DG9P-40 mL VOA H3PO4 (N/A)	VOAK (6 vials per kit)-5035 kit (N/A)	V/GK (3 vials per kit)-VPH/Gas kit (N/A)	SP5T-125 mL Sterile Plastic (N/A – lab)	SP2T-250 mL Sterile Plastic (N/A – lab)		BP3A-250 mL Plastic (NH2)2SO4 (9.3-9.7)	AG0U-100 mL Amber Unpreserved vials (N/A)	VSGU-20 mL Scintillation vials (N/A)	DG9U-40 mL Amber Unpreserved vials (N/A)
1						1										7	3											
2																2												
3																												
4																												
5																												
6																												
7																												
8																												
9																												
10																												
11																												
12																												

pH Adjustment Log for Preserved Samples

Sample ID	Type of Preservative	pH upon receipt	Date preservation adjusted	Time preservation adjusted	Amount of Preservative added	Lot #

Note: Whenever there is a discrepancy affecting North Carolina compliance samples, a copy of this form will be sent to the North Carolina DEHNR Certification Office (i.e. Out of hold, incorrect preservative, out of temp, incorrect containers.

Pace Analytical
WWW.PACELABS.COM

CHAIN-OF-CUSTODY / Analytical Request Document

The Chain-of-Custody is a LEGAL DOCUMENT. All relevant fields must be completed accurately.

Page : 1 Of 1

Section A Required Client Information:		Section B Required Project Information:		Section C Invoice Information:	
Company:	AECOM, Charlotte	Report To:	Wreschnig, Andrew	Attention:	
Address:	6000 Fairview Road	Copy To:		Company Name:	
Suite 200, Charlotte, NC 28210				Address:	
Email:	andrew.wreschnig@aecom.com	Purchase Order #:		Pace Quote:	
Phone:	(980)221-7831 Fax	Project Name:	Colonial Pipeline	Pace Project Manager:	nicole.gasiorowski@pacelabs.com,
Requested Due Date:	24 hour	Project #:		Pace Profile #:	12518

Regulatory Agency
State / Location
NC

ITEM #	SAMPLE ID (One Character per box. (A-Z, 0-9 / , -) Sample Ids must be unique)	MATRIX CODE (see valid codes to left)	SAMPLE TYPE (G=GRAB C=COMP)	COLLECTED START DATE	COLLECTED START TIME	COLLECTED END DATE	COLLECTED END TIME	SAMPLE TEMP AT COLLECTION	# OF CONTAINERS	Preservatives: Unpreserved	H2SO4	HNO3	HCl	NaOH	Na2S2O3	Methanol	Other	Analyses Test (Y/N)	Requested Analysis Filtered (Y/N): 6200	VPH	6010 Lead	504.1 EDB	Trip BLANK	Residual Chlorine (Y/N)	92496397
1	MW-48	WT	G	9/18	1435	9/18	1445		11			1	7		3				4	3	1	3			001
2																									002-TB
3																									
4																									
5																									
6																									
7																									
8																									
9																									
10																									
11																									
12																									

ADDITIONAL COMMENTS	RELINQUISHED BY / AFFILIATION	DATE	TIME	ACCEPTED BY / AFFILIATION	DATE	TIME	SAMPLE CONDITIONS: TEMP in C	Received on Ice (Y/N)	Custody Sealed Cooler (Y/N)	Samples Intact (Y/N)
24 hour Turnaround Time	[signature]	9-18	16:03	Erick [signature] Pace HVL	9-18-20	1603	3.1	Y	N	Y

SAMPLER NAME AND SIGNATURE

PRINT Name of SAMPLER: Shawn McGuire

SIGNATURE of SAMPLER: [signature]

DATE Signed: 8-18-2020

Pace Analytical Services, LLC
9800 Kincey Ave. Suite 100
Huntersville, NC 28078
(704)875-9092

September 25, 2020

Andrew Wreschnig
AECOM
6000 Fairview Road
Suite 200
Charlotte, NC 28210

RE: Project: Colonial Pipeline (9/20 GW)
Pace Project No.: 92496816

Dear Andrew Wreschnig:

Enclosed are the analytical results for sample(s) received by the laboratory on September 22, 2020. The results relate only to the samples included in this report. Results reported herein conform to the applicable TNI/NELAC Standards and the laboratory's Quality Manual, where applicable, unless otherwise noted in the body of the report.

The test results provided in this final report were generated by each of the following laboratories within the Pace Network:

- Pace National - Mt. Juliet
- Pace Analytical Services - Asheville
- Pace Analytical Services - Charlotte

If you have any questions concerning this report, please feel free to contact me.

Sincerely,

Nicole Gasiorowski
nicole.gasiorowski@pacelabs.com
(704)875-9092
Project Manager

Enclosures

cc: Jeff Morrison, Colonial Pipeline Company

This report shall not be reproduced, except in full,
without the written consent of Pace Analytical Services, LLC.

Pace Analytical Services, LLC
9800 Kincey Ave. Suite 100
Huntersville, NC 28078
(704)875-9092

CERTIFICATIONS

Project: Colonial Pipeline (9/20 GW)
Pace Project No.: 92496816

Pace Analytical Services National

12065 Lebanon Road, Mt. Juliet, TN 37122
Alabama Certification #: 40660
Alaska Certification 17-026
Arizona Certification #: AZ0612
Arkansas Certification #: 88-0469
California Certification #: 2932
Canada Certification #: 1461.01
Colorado Certification #: TN00003
Connecticut Certification #: PH-0197
DOD Certification: #1461.01
EPA# TN00003
Florida Certification #: E87487
Georgia DW Certification #: 923
Georgia Certification: NELAP
Idaho Certification #: TN00003
Illinois Certification #: 200008
Indiana Certification #: C-TN-01
Iowa Certification #: 364
Kansas Certification #: E-10277
Kentucky UST Certification #: 16
Kentucky Certification #: 90010
Louisiana Certification #: AI30792
Louisiana DW Certification #: LA180010
Maine Certification #: TN0002
Maryland Certification #: 324
Massachusetts Certification #: M-TN003
Michigan Certification #: 9958
Minnesota Certification #: 047-999-395
Mississippi Certification #: TN00003
Missouri Certification #: 340
Montana Certification #: CERT0086
Nebraska Certification #: NE-OS-15-05
Nevada Certification #: TN-03-2002-34
New Hampshire Certification #: 2975
New Jersey Certification #: TN002
New Mexico DW Certification
New York Certification #: 11742
North Carolina Aquatic Toxicity Certification #: 41
North Carolina Drinking Water Certification #: 21704
North Carolina Environmental Certificate #: 375
North Dakota Certification #: R-140
Ohio VAP Certification #: CL0069
Oklahoma Certification #: 9915
Oregon Certification #: TN200002
Pennsylvania Certification #: 68-02979
Rhode Island Certification #: LAO00356
South Carolina Certification #: 84004
South Dakota Certification
Tennessee DW/Chem/Micro Certification #: 2006
Texas Mold Certification #: LAB0152
Texas Certification #: T 104704245-17-14
USDA Soil Permit #: P330-15-00234
Utah Certification #: TN00003
Vermont Dept. of Health: ID# VT-2006
Virginia Certification #: VT2006
Virginia Certification #: 460132
Washington Certification #: C847
West Virginia Certification #: 233
Wisconsin Certification #: 9980939910
Wyoming UST Certification #: via A2LA 2926.01
A2LA-ISO 17025 Certification #: 1461.01
A2LA-ISO 17025 Certification #: 1461.02
AIHA-LAP/LLC EMLAP Certification #:100789

Pace Analytical Services Charlotte

9800 Kincey Ave. Ste 100, Huntersville, NC 28078
Louisiana/NELAP Certification # LA170028
North Carolina Drinking Water Certification #: 37706
North Carolina Field Services Certification #: 5342
North Carolina Wastewater Certification #: 12
South Carolina Certification #: 99006001
Florida/NELAP Certification #: E87627
Kentucky UST Certification #: 84
Virginia/VELAP Certification #: 460221

Pace Analytical Services Asheville

2225 Riverside Drive, Asheville, NC 28804
Florida/NELAP Certification #: E87648
Massachusetts Certification #: M-NC030
North Carolina Drinking Water Certification #: 37712
North Carolina Wastewater Certification #: 40
South Carolina Certification #: 99030001
Virginia/VELAP Certification #: 460222

REPORT OF LABORATORY ANALYSIS

This report shall not be reproduced, except in full,
without the written consent of Pace Analytical Services, LLC.

Pace Analytical Services, LLC
9800 Kincey Ave. Suite 100
Huntersville, NC 28078
(704)875-9092

SAMPLE ANALYTE COUNT

Project: Colonial Pipeline (9/20 GW)
Pace Project No.: 92496816

Lab ID	Sample ID	Method	Analysts	Analytes Reported	Laboratory
92496816001	**MW-23**	EPA 504.1	BAJ	2	PASI-C
		MADEP VPH	BMB	6	PAN
		EPA 6010D	SH1	1	PASI-A
		SM 6200B	SAS	62	PASI-C
92496816002	**TB-20200922**	SM 6200B	SAS	62	PASI-C

PAN = Pace National - Mt. Juliet
PASI-A = Pace Analytical Services - Asheville
PASI-C = Pace Analytical Services - Charlotte

REPORT OF LABORATORY ANALYSIS

This report shall not be reproduced, except in full,
without the written consent of Pace Analytical Services, LLC.

Pace Analytical Services, LLC
9800 Kincey Ave. Suite 100
Huntersville, NC 28078
(704)875-9092

ANALYTICAL RESULTS

Project: Colonial Pipeline (9/20 GW)
Pace Project No.: 92496816

Sample: MW-23 **Lab ID: 92496816001** Collected: 09/20/20 16:30 Received: 09/22/20 18:00 Matrix: Water

Parameters	Results	Units	Report Limit	DF	Prepared	Analyzed	CAS No.	Qual
504 GCS EDB and DBCP	Analytical Method: EPA 504.1 Preparation Method: EPA 504.1 Pace Analytical Services - Charlotte							
1,2-Dibromoethane (EDB)	ND	ug/L	0.021	1	09/23/20 10:10	09/23/20 11:55	106-93-4	L1
Surrogates								
1-Chloro-2-bromopropane (S)	106	%	70-130	1	09/23/20 10:10	09/23/20 11:55	301-79-56	
MADEPV	Analytical Method: MADEP VPH Preparation Method: MADEPV Pace National - Mt. Juliet							
Aliphatic (C05-C08)	ND	ug/L	100	1	09/24/20 16:10	09/24/20 16:10		
Aliphatic (C09-C12)	ND	ug/L	100	1	09/24/20 16:10	09/24/20 16:10		
Aromatic (C09-C10),Unadjusted	ND	ug/L	100	1	09/24/20 16:10	09/24/20 16:10	TPHC9C10A	
Total VPH	ND	ug/L	100	1	09/24/20 16:10	09/24/20 16:10	VPH	
Surrogates								
2,5-Dibromotoluene (FID)	94.0	%	70.0-130	1	09/24/20 16:10	09/24/20 16:10	615-59-8FID	
2,5-Dibromotoluene (PID)	95.7	%	70.0-130	1	09/24/20 16:10	09/24/20 16:10	615-59-8PID	
6010 MET ICP	Analytical Method: EPA 6010D Preparation Method: EPA 3010A Pace Analytical Services - Asheville							
Lead	ND	ug/L	5.0	1	09/23/20 02:08	09/23/20 09:59	7439-92-1	
6200B MSV	Analytical Method: SM 6200B Pace Analytical Services - Charlotte							
Benzene	ND	ug/L	0.50	1		09/23/20 13:12	71-43-2	
Bromobenzene	ND	ug/L	0.50	1		09/23/20 13:12	108-86-1	
Bromochloromethane	ND	ug/L	0.50	1		09/23/20 13:12	74-97-5	
Bromodichloromethane	**6.1**	ug/L	0.50	1		09/23/20 13:12	75-27-4	
Bromoform	ND	ug/L	0.50	1		09/23/20 13:12	75-25-2	
Bromomethane	ND	ug/L	5.0	1		09/23/20 13:12	74-83-9	
n-Butylbenzene	ND	ug/L	0.50	1		09/23/20 13:12	104-51-8	
sec-Butylbenzene	ND	ug/L	0.50	1		09/23/20 13:12	135-98-8	
tert-Butylbenzene	ND	ug/L	0.50	1		09/23/20 13:12	98-06-6	
Carbon tetrachloride	ND	ug/L	0.50	1		09/23/20 13:12	56-23-5	
Chlorobenzene	ND	ug/L	0.50	1		09/23/20 13:12	108-90-7	
Chloroethane	ND	ug/L	1.0	1		09/23/20 13:12	75-00-3	
Chloroform	**36.9**	ug/L	0.50	1		09/23/20 13:12	67-66-3	
Chloromethane	ND	ug/L	1.0	1		09/23/20 13:12	74-87-3	
2-Chlorotoluene	ND	ug/L	0.50	1		09/23/20 13:12	95-49-8	
4-Chlorotoluene	ND	ug/L	0.50	1		09/23/20 13:12	106-43-4	
1,2-Dibromo-3-chloropropane	ND	ug/L	1.0	1		09/23/20 13:12	96-12-8	
Dibromochloromethane	**1.5**	ug/L	0.50	1		09/23/20 13:12	124-48-1	
Dibromomethane	ND	ug/L	0.50	1		09/23/20 13:12	74-95-3	
1,2-Dichlorobenzene	ND	ug/L	0.50	1		09/23/20 13:12	95-50-1	
1,3-Dichlorobenzene	ND	ug/L	0.50	1		09/23/20 13:12	541-73-1	
1,4-Dichlorobenzene	ND	ug/L	0.50	1		09/23/20 13:12	106-46-7	
Dichlorodifluoromethane	ND	ug/L	0.50	1		09/23/20 13:12	75-71-8	
1,1-Dichloroethane	ND	ug/L	0.50	1		09/23/20 13:12	75-34-3	
1,2-Dichloroethane	ND	ug/L	0.50	1		09/23/20 13:12	107-06-2	
1,1-Dichloroethene	ND	ug/L	0.50	1		09/23/20 13:12	75-35-4	

REPORT OF LABORATORY ANALYSIS

This report shall not be reproduced, except in full,
without the written consent of Pace Analytical Services, LLC.

Pace Analytical Services, LLC
9800 Kincey Ave. Suite 100
Huntersville, NC 28078
(704)875-9092

ANALYTICAL RESULTS

Project: Colonial Pipeline (9/20 GW)
Pace Project No.: 92496816

Sample: MW-23 **Lab ID: 92496816001** Collected: 09/20/20 16:30 Received: 09/22/20 18:00 Matrix: Water

Parameters	Results	Units	Report Limit	DF	Prepared	Analyzed	CAS No.	Qual
6200B MSV	Analytical Method: SM 6200B Pace Analytical Services - Charlotte							
cis-1,2-Dichloroethene	ND	ug/L	0.50	1		09/23/20 13:12	156-59-2	
trans-1,2-Dichloroethene	ND	ug/L	0.50	1		09/23/20 13:12	156-60-5	
1,2-Dichloropropane	ND	ug/L	0.50	1		09/23/20 13:12	78-87-5	
1,3-Dichloropropane	ND	ug/L	0.50	1		09/23/20 13:12	142-28-9	
2,2-Dichloropropane	ND	ug/L	0.50	1		09/23/20 13:12	594-20-7	
1,1-Dichloropropene	ND	ug/L	0.50	1		09/23/20 13:12	563-58-6	
cis-1,3-Dichloropropene	ND	ug/L	0.50	1		09/23/20 13:12	10061-01-5	
trans-1,3-Dichloropropene	ND	ug/L	0.50	1		09/23/20 13:12	10061-02-6	
Diisopropyl ether	ND	ug/L	0.50	1		09/23/20 13:12	108-20-3	
Ethylbenzene	ND	ug/L	0.50	1		09/23/20 13:12	100-41-4	
Hexachloro-1,3-butadiene	ND	ug/L	2.0	1		09/23/20 13:12	87-68-3	
Isopropylbenzene (Cumene)	ND	ug/L	0.50	1		09/23/20 13:12	98-82-8	
Methylene Chloride	ND	ug/L	2.0	1		09/23/20 13:12	75-09-2	
Methyl-tert-butyl ether	ND	ug/L	0.50	1		09/23/20 13:12	1634-04-4	
Naphthalene	ND	ug/L	2.0	1		09/23/20 13:12	91-20-3	
n-Propylbenzene	ND	ug/L	0.50	1		09/23/20 13:12	103-65-1	
Styrene	ND	ug/L	0.50	1		09/23/20 13:12	100-42-5	
1,1,1,2-Tetrachloroethane	ND	ug/L	0.50	1		09/23/20 13:12	630-20-6	
1,1,2,2-Tetrachloroethane	ND	ug/L	0.50	1		09/23/20 13:12	79-34-5	
Tetrachloroethene	ND	ug/L	0.50	1		09/23/20 13:12	127-18-4	
Toluene	ND	ug/L	0.50	1		09/23/20 13:12	108-88-3	
1,2,3-Trichlorobenzene	ND	ug/L	2.0	1		09/23/20 13:12	87-61-6	
1,2,4-Trichlorobenzene	ND	ug/L	2.0	1		09/23/20 13:12	120-82-1	
1,1,1-Trichloroethane	ND	ug/L	0.50	1		09/23/20 13:12	71-55-6	
1,1,2-Trichloroethane	ND	ug/L	0.50	1		09/23/20 13:12	79-00-5	
Trichloroethene	ND	ug/L	0.50	1		09/23/20 13:12	79-01-6	
Trichlorofluoromethane	ND	ug/L	1.0	1		09/23/20 13:12	75-69-4	
1,2,3-Trichloropropane	ND	ug/L	0.50	1		09/23/20 13:12	96-18-4	
1,2,4-Trimethylbenzene	ND	ug/L	0.50	1		09/23/20 13:12	95-63-6	
1,3,5-Trimethylbenzene	ND	ug/L	0.50	1		09/23/20 13:12	108-67-8	
Vinyl chloride	ND	ug/L	1.0	1		09/23/20 13:12	75-01-4	
m&p-Xylene	ND	ug/L	1.0	1		09/23/20 13:12	179601-23-1	
o-Xylene	ND	ug/L	0.50	1		09/23/20 13:12	95-47-6	
Surrogates								
1,2-Dichloroethane-d4 (S)	99	%	70-130	1		09/23/20 13:12	17060-07-0	
4-Bromofluorobenzene (S)	98	%	70-130	1		09/23/20 13:12	460-00-4	
Toluene-d8 (S)	102	%	70-130	1		09/23/20 13:12	2037-26-5	

REPORT OF LABORATORY ANALYSIS

This report shall not be reproduced, except in full,
without the written consent of Pace Analytical Services, LLC.

Pace Analytical Services, LLC
9800 Kincey Ave. Suite 100
Huntersville, NC 28078
(704)875-9092

ANALYTICAL RESULTS

Project: Colonial Pipeline (9/20 GW)
Pace Project No.: 92496816

Sample: TB-20200922 **Lab ID: 92496816002** Collected: 09/22/20 00:00 Received: 09/22/20 18:00 Matrix: Water

Parameters	Results	Units	Report Limit	DF	Prepared	Analyzed	CAS No.	Qual
6200B MSV	Analytical Method: SM 6200B Pace Analytical Services - Charlotte							
Benzene	ND	ug/L	0.50	1		09/23/20 12:55	71-43-2	
Bromobenzene	ND	ug/L	0.50	1		09/23/20 12:55	108-86-1	
Bromochloromethane	ND	ug/L	0.50	1		09/23/20 12:55	74-97-5	
Bromodichloromethane	ND	ug/L	0.50	1		09/23/20 12:55	75-27-4	
Bromoform	ND	ug/L	0.50	1		09/23/20 12:55	75-25-2	
Bromomethane	ND	ug/L	5.0	1		09/23/20 12:55	74-83-9	
n-Butylbenzene	ND	ug/L	0.50	1		09/23/20 12:55	104-51-8	
sec-Butylbenzene	ND	ug/L	0.50	1		09/23/20 12:55	135-98-8	
tert-Butylbenzene	ND	ug/L	0.50	1		09/23/20 12:55	98-06-6	
Carbon tetrachloride	ND	ug/L	0.50	1		09/23/20 12:55	56-23-5	
Chlorobenzene	ND	ug/L	0.50	1		09/23/20 12:55	108-90-7	
Chloroethane	ND	ug/L	1.0	1		09/23/20 12:55	75-00-3	
Chloroform	ND	ug/L	0.50	1		09/23/20 12:55	67-66-3	
Chloromethane	ND	ug/L	1.0	1		09/23/20 12:55	74-87-3	
2-Chlorotoluene	ND	ug/L	0.50	1		09/23/20 12:55	95-49-8	
4-Chlorotoluene	ND	ug/L	0.50	1		09/23/20 12:55	106-43-4	
1,2-Dibromo-3-chloropropane	ND	ug/L	1.0	1		09/23/20 12:55	96-12-8	
Dibromochloromethane	ND	ug/L	0.50	1		09/23/20 12:55	124-48-1	
Dibromomethane	ND	ug/L	0.50	1		09/23/20 12:55	74-95-3	
1,2-Dichlorobenzene	ND	ug/L	0.50	1		09/23/20 12:55	95-50-1	
1,3-Dichlorobenzene	ND	ug/L	0.50	1		09/23/20 12:55	541-73-1	
1,4-Dichlorobenzene	ND	ug/L	0.50	1		09/23/20 12:55	106-46-7	
Dichlorodifluoromethane	ND	ug/L	0.50	1		09/23/20 12:55	75-71-8	
1,1-Dichloroethane	ND	ug/L	0.50	1		09/23/20 12:55	75-34-3	
1,2-Dichloroethane	ND	ug/L	0.50	1		09/23/20 12:55	107-06-2	
1,1-Dichloroethene	ND	ug/L	0.50	1		09/23/20 12:55	75-35-4	
cis-1,2-Dichloroethene	ND	ug/L	0.50	1		09/23/20 12:55	156-59-2	
trans-1,2-Dichloroethene	ND	ug/L	0.50	1		09/23/20 12:55	156-60-5	
1,2-Dichloropropane	ND	ug/L	0.50	1		09/23/20 12:55	78-87-5	
1,3-Dichloropropane	ND	ug/L	0.50	1		09/23/20 12:55	142-28-9	
2,2-Dichloropropane	ND	ug/L	0.50	1		09/23/20 12:55	594-20-7	
1,1-Dichloropropene	ND	ug/L	0.50	1		09/23/20 12:55	563-58-6	
cis-1,3-Dichloropropene	ND	ug/L	0.50	1		09/23/20 12:55	10061-01-5	
trans-1,3-Dichloropropene	ND	ug/L	0.50	1		09/23/20 12:55	10061-02-6	
Diisopropyl ether	ND	ug/L	0.50	1		09/23/20 12:55	108-20-3	
Ethylbenzene	ND	ug/L	0.50	1		09/23/20 12:55	100-41-4	
Hexachloro-1,3-butadiene	ND	ug/L	2.0	1		09/23/20 12:55	87-68-3	
Isopropylbenzene (Cumene)	ND	ug/L	0.50	1		09/23/20 12:55	98-82-8	
Methylene Chloride	ND	ug/L	2.0	1		09/23/20 12:55	75-09-2	
Methyl-tert-butyl ether	ND	ug/L	0.50	1		09/23/20 12:55	1634-04-4	
Naphthalene	ND	ug/L	2.0	1		09/23/20 12:55	91-20-3	
n-Propylbenzene	ND	ug/L	0.50	1		09/23/20 12:55	103-65-1	
Styrene	ND	ug/L	0.50	1		09/23/20 12:55	100-42-5	
1,1,1,2-Tetrachloroethane	ND	ug/L	0.50	1		09/23/20 12:55	630-20-6	
1,1,2,2-Tetrachloroethane	ND	ug/L	0.50	1		09/23/20 12:55	79-34-5	
Tetrachloroethene	ND	ug/L	0.50	1		09/23/20 12:55	127-18-4	

REPORT OF LABORATORY ANALYSIS

This report shall not be reproduced, except in full,
without the written consent of Pace Analytical Services, LLC.

Pace Analytical Services, LLC
9800 Kincey Ave. Suite 100
Huntersville, NC 28078
(704)875-9092

ANALYTICAL RESULTS

Project: Colonial Pipeline (9/20 GW)
Pace Project No.: 92496816

Sample: TB-20200922 **Lab ID: 92496816002** Collected: 09/22/20 00:00 Received: 09/22/20 18:00 Matrix: Water

Parameters	Results	Units	Report Limit	DF	Prepared	Analyzed	CAS No.	Qual
6200B MSV	Analytical Method: SM 6200B Pace Analytical Services - Charlotte							
Toluene	ND	ug/L	0.50	1		09/23/20 12:55	108-88-3	
1,2,3-Trichlorobenzene	ND	ug/L	2.0	1		09/23/20 12:55	87-61-6	
1,2,4-Trichlorobenzene	ND	ug/L	2.0	1		09/23/20 12:55	120-82-1	
1,1,1-Trichloroethane	ND	ug/L	0.50	1		09/23/20 12:55	71-55-6	
1,1,2-Trichloroethane	ND	ug/L	0.50	1		09/23/20 12:55	79-00-5	
Trichloroethene	ND	ug/L	0.50	1		09/23/20 12:55	79-01-6	
Trichlorofluoromethane	ND	ug/L	1.0	1		09/23/20 12:55	75-69-4	
1,2,3-Trichloropropane	ND	ug/L	0.50	1		09/23/20 12:55	96-18-4	
1,2,4-Trimethylbenzene	ND	ug/L	0.50	1		09/23/20 12:55	95-63-6	
1,3,5-Trimethylbenzene	ND	ug/L	0.50	1		09/23/20 12:55	108-67-8	
Vinyl chloride	ND	ug/L	1.0	1		09/23/20 12:55	75-01-4	
m&p-Xylene	ND	ug/L	1.0	1		09/23/20 12:55	179601-23-1	
o-Xylene	ND	ug/L	0.50	1		09/23/20 12:55	95-47-6	
Surrogates								
1,2-Dichloroethane-d4 (S)	99	%	70-130	1		09/23/20 12:55	17060-07-0	
4-Bromofluorobenzene (S)	100	%	70-130	1		09/23/20 12:55	460-00-4	
Toluene-d8 (S)	103	%	70-130	1		09/23/20 12:55	2037-26-5	

REPORT OF LABORATORY ANALYSIS

This report shall not be reproduced, except in full,
without the written consent of Pace Analytical Services, LLC.

Pace Analytical Services, LLC
9800 Kincey Ave. Suite 100
Huntersville, NC 28078
(704)875-9092

QUALITY CONTROL DATA

Project: Colonial Pipeline (9/20 GW)
Pace Project No.: 92496816

QC Batch: 1548703
QC Batch Method: MADEPV
Analysis Method: MADEP VPH
Analysis Description: MADEPV
Laboratory: Pace National - Mt. Juliet

Associated Lab Samples: 92496816001

METHOD BLANK: R3574186-3 Matrix: Water
Associated Lab Samples: 92496816001

Parameter	Units	Blank Result	Reporting Limit	Analyzed	Qualifiers
Aliphatic (C05-C08)	ug/L	ND	100	09/24/20 13:42	
Aliphatic (C09-C12)	ug/L	ND	100	09/24/20 13:42	
Aromatic (C09-C10),Unadjusted	ug/L	ND	100	09/24/20 13:42	
Total VPH	ug/L	ND	100	09/24/20 13:42	
2,5-Dibromotoluene (FID)	%	88.8	70.0-130	09/24/20 13:42	
2,5-Dibromotoluene (PID)	%	88.3	70.0-130	09/24/20 13:42	

LABORATORY CONTROL SAMPLE & LCSD: R3574186-1 R3574186-2

Parameter	Units	Spike Conc.	LCS Result	LCSD Result	LCS % Rec	LCSD % Rec	% Rec Limits	RPD	Max RPD	Qualifiers
Aliphatic (C05-C08)	ug/L	1200	1070	1080	89.2	90.0	70.0-130	0.930	25	
Aliphatic (C09-C12)	ug/L	1400	1260	1270	90.0	90.7	70.0-130	0.791	25	
Aromatic (C09-C10),Unadjusted	ug/L	200	196	202	98.0	101	70.0-130	3.02	25	
Total VPH	ug/L	2800	2530	2550	90.4	91.1	70.0-130	0.787	25	
2,5-Dibromotoluene (FID)	%				99.5	96.0	70.0-130			
2,5-Dibromotoluene (PID)	%				99.9	96.7	70.0-130			

Results presented on this page are in the units indicated by the "Units" column except where an alternate unit is presented to the right of the result.

REPORT OF LABORATORY ANALYSIS

This report shall not be reproduced, except in full,
without the written consent of Pace Analytical Services, LLC.

Pace Analytical Services, LLC
9800 Kincey Ave. Suite 100
Huntersville, NC 28078
(704)875-9092

QUALITY CONTROL DATA

Project: Colonial Pipeline (9/20 GW)
Pace Project No.: 92496816

QC Batch: 568255
QC Batch Method: EPA 3010A
Analysis Method: EPA 6010D
Analysis Description: 6010 MET
Laboratory: Pace Analytical Services - Asheville
Associated Lab Samples: 92496816001

METHOD BLANK: 3010973 Matrix: Water
Associated Lab Samples: 92496816001

Parameter	Units	Blank Result	Reporting Limit	Analyzed	Qualifiers
Lead	ug/L	ND	5.0	09/23/20 09:52	

LABORATORY CONTROL SAMPLE: 3010974

Parameter	Units	Spike Conc.	LCS Result	LCS % Rec	% Rec Limits	Qualifiers
Lead	ug/L	500	459	92	80-120	

MATRIX SPIKE & MATRIX SPIKE DUPLICATE: 3010975 3010976

Parameter	Units	92496816001 Result	MS Spike Conc.	MSD Spike Conc.	MS Result	MSD Result	MS % Rec	MSD % Rec	% Rec Limits	RPD	Qual
Lead	ug/L	ND	500	500	466	469	93	94	75-125	1	

Results presented on this page are in the units indicated by the "Units" column except where an alternate unit is presented to the right of the result.

REPORT OF LABORATORY ANALYSIS

This report shall not be reproduced, except in full,
without the written consent of Pace Analytical Services, LLC.

Pace Analytical Services, LLC
9800 Kincey Ave. Suite 100
Huntersville, NC 28078
(704)875-9092

QUALITY CONTROL DATA

Project: Colonial Pipeline (9/20 GW)
Pace Project No.: 92496816

QC Batch: 568238
QC Batch Method: SM 6200B
Analysis Method: SM 6200B
Analysis Description: 6200B MSV
Laboratory: Pace Analytical Services - Charlotte
Associated Lab Samples: 92496816001, 92496816002

METHOD BLANK: 3010919 Matrix: Water
Associated Lab Samples: 92496816001, 92496816002

Parameter	Units	Blank Result	Reporting Limit	Analyzed	Qualifiers
1,1,1,2-Tetrachloroethane	ug/L	ND	0.50	09/23/20 12:20	
1,1,1-Trichloroethane	ug/L	ND	0.50	09/23/20 12:20	
1,1,2,2-Tetrachloroethane	ug/L	ND	0.50	09/23/20 12:20	
1,1,2-Trichloroethane	ug/L	ND	0.50	09/23/20 12:20	
1,1-Dichloroethane	ug/L	ND	0.50	09/23/20 12:20	
1,1-Dichloroethene	ug/L	ND	0.50	09/23/20 12:20	
1,1-Dichloropropene	ug/L	ND	0.50	09/23/20 12:20	
1,2,3-Trichlorobenzene	ug/L	ND	2.0	09/23/20 12:20	
1,2,3-Trichloropropane	ug/L	ND	0.50	09/23/20 12:20	
1,2,4-Trichlorobenzene	ug/L	ND	2.0	09/23/20 12:20	
1,2,4-Trimethylbenzene	ug/L	ND	0.50	09/23/20 12:20	
1,2-Dibromo-3-chloropropane	ug/L	ND	1.0	09/23/20 12:20	
1,2-Dichlorobenzene	ug/L	ND	0.50	09/23/20 12:20	
1,2-Dichloroethane	ug/L	ND	0.50	09/23/20 12:20	
1,2-Dichloropropane	ug/L	ND	0.50	09/23/20 12:20	
1,3,5-Trimethylbenzene	ug/L	ND	0.50	09/23/20 12:20	
1,3-Dichlorobenzene	ug/L	ND	0.50	09/23/20 12:20	
1,3-Dichloropropane	ug/L	ND	0.50	09/23/20 12:20	
1,4-Dichlorobenzene	ug/L	ND	0.50	09/23/20 12:20	
2,2-Dichloropropane	ug/L	ND	0.50	09/23/20 12:20	
2-Chlorotoluene	ug/L	ND	0.50	09/23/20 12:20	
4-Chlorotoluene	ug/L	ND	0.50	09/23/20 12:20	
Benzene	ug/L	ND	0.50	09/23/20 12:20	
Bromobenzene	ug/L	ND	0.50	09/23/20 12:20	
Bromochloromethane	ug/L	ND	0.50	09/23/20 12:20	
Bromodichloromethane	ug/L	ND	0.50	09/23/20 12:20	
Bromoform	ug/L	ND	0.50	09/23/20 12:20	
Bromomethane	ug/L	ND	5.0	09/23/20 12:20	
Carbon tetrachloride	ug/L	ND	0.50	09/23/20 12:20	
Chlorobenzene	ug/L	ND	0.50	09/23/20 12:20	
Chloroethane	ug/L	ND	1.0	09/23/20 12:20	
Chloroform	ug/L	ND	0.50	09/23/20 12:20	
Chloromethane	ug/L	ND	1.0	09/23/20 12:20	
cis-1,2-Dichloroethene	ug/L	ND	0.50	09/23/20 12:20	
cis-1,3-Dichloropropene	ug/L	ND	0.50	09/23/20 12:20	
Dibromochloromethane	ug/L	ND	0.50	09/23/20 12:20	
Dibromomethane	ug/L	ND	0.50	09/23/20 12:20	
Dichlorodifluoromethane	ug/L	ND	0.50	09/23/20 12:20	
Diisopropyl ether	ug/L	ND	0.50	09/23/20 12:20	
Ethylbenzene	ug/L	ND	0.50	09/23/20 12:20	

Results presented on this page are in the units indicated by the "Units" column except where an alternate unit is presented to the right of the result.

REPORT OF LABORATORY ANALYSIS

This report shall not be reproduced, except in full,
without the written consent of Pace Analytical Services, LLC.

Pace Analytical Services, LLC
9800 Kincey Ave. Suite 100
Huntersville, NC 28078
(704)875-9092

QUALITY CONTROL DATA

Project: Colonial Pipeline (9/20 GW)
Pace Project No.: 92496816

METHOD BLANK: 3010919 Matrix: Water
Associated Lab Samples: 92496816001, 92496816002

Parameter	Units	Blank Result	Reporting Limit	Analyzed	Qualifiers
Hexachloro-1,3-butadiene	ug/L	ND	2.0	09/23/20 12:20	
Isopropylbenzene (Cumene)	ug/L	ND	0.50	09/23/20 12:20	
m&p-Xylene	ug/L	ND	1.0	09/23/20 12:20	
Methyl-tert-butyl ether	ug/L	ND	0.50	09/23/20 12:20	
Methylene Chloride	ug/L	ND	2.0	09/23/20 12:20	
n-Butylbenzene	ug/L	ND	0.50	09/23/20 12:20	
n-Propylbenzene	ug/L	ND	0.50	09/23/20 12:20	
Naphthalene	ug/L	ND	2.0	09/23/20 12:20	
o-Xylene	ug/L	ND	0.50	09/23/20 12:20	
sec-Butylbenzene	ug/L	ND	0.50	09/23/20 12:20	
Styrene	ug/L	ND	0.50	09/23/20 12:20	
tert-Butylbenzene	ug/L	ND	0.50	09/23/20 12:20	
Tetrachloroethene	ug/L	ND	0.50	09/23/20 12:20	
Toluene	ug/L	ND	0.50	09/23/20 12:20	
trans-1,2-Dichloroethene	ug/L	ND	0.50	09/23/20 12:20	
trans-1,3-Dichloropropene	ug/L	ND	0.50	09/23/20 12:20	
Trichloroethene	ug/L	ND	0.50	09/23/20 12:20	
Trichlorofluoromethane	ug/L	ND	1.0	09/23/20 12:20	
Vinyl chloride	ug/L	ND	1.0	09/23/20 12:20	
1,2-Dichloroethane-d4 (S)	%	97	70-130	09/23/20 12:20	
4-Bromofluorobenzene (S)	%	103	70-130	09/23/20 12:20	
Toluene-d8 (S)	%	100	70-130	09/23/20 12:20	

LABORATORY CONTROL SAMPLE: 3010920

Parameter	Units	Spike Conc.	LCS Result	LCS % Rec	% Rec Limits	Qualifiers
1,1,1,2-Tetrachloroethane	ug/L	50	45.7	91	60-140	
1,1,1-Trichloroethane	ug/L	50	46.4	93	60-140	
1,1,2,2-Tetrachloroethane	ug/L	50	52.1	104	60-140	
1,1,2-Trichloroethane	ug/L	50	47.9	96	60-140	
1,1-Dichloroethane	ug/L	50	49.9	100	60-140	
1,1-Dichloroethene	ug/L	50	49.6	99	60-140	
1,1-Dichloropropene	ug/L	50	45.5	91	60-140	
1,2,3-Trichlorobenzene	ug/L	50	52.0	104	60-140	
1,2,3-Trichloropropane	ug/L	50	51.9	104	60-140	
1,2,4-Trichlorobenzene	ug/L	50	51.8	104	60-140	
1,2,4-Trimethylbenzene	ug/L	50	51.3	103	60-140	
1,2-Dibromo-3-chloropropane	ug/L	50	46.6	93	60-140	
1,2-Dichlorobenzene	ug/L	50	51.8	104	60-140	
1,2-Dichloroethane	ug/L	50	46.2	92	60-140	
1,2-Dichloropropane	ug/L	50	54.2	108	60-140	
1,3,5-Trimethylbenzene	ug/L	50	51.6	103	60-140	
1,3-Dichlorobenzene	ug/L	50	51.6	103	60-140	
1,3-Dichloropropane	ug/L	50	54.2	108	60-140	

Results presented on this page are in the units indicated by the "Units" column except where an alternate unit is presented to the right of the result.

REPORT OF LABORATORY ANALYSIS

This report shall not be reproduced, except in full,
without the written consent of Pace Analytical Services, LLC.

Pace Analytical Services, LLC
9800 Kincey Ave. Suite 100
Huntersville, NC 28078
(704)875-9092

QUALITY CONTROL DATA

Project: Colonial Pipeline (9/20 GW)
Pace Project No.: 92496816

LABORATORY CONTROL SAMPLE: 3010920

Parameter	Units	Spike Conc.	LCS Result	LCS % Rec	% Rec Limits	Qualifiers
1,4-Dichlorobenzene	ug/L	50	52.1	104	60-140	
2,2-Dichloropropane	ug/L	50	44.6	89	60-140	
2-Chlorotoluene	ug/L	50	52.4	105	60-140	
4-Chlorotoluene	ug/L	50	51.2	102	60-140	
Benzene	ug/L	50	50.4	101	60-140	
Bromobenzene	ug/L	50	49.3	99	60-140	
Bromochloromethane	ug/L	50	54.0	108	60-140	
Bromodichloromethane	ug/L	50	48.2	96	60-140	
Bromoform	ug/L	50	43.5	87	60-140	
Bromomethane	ug/L	50	40.6	81	60-140	
Carbon tetrachloride	ug/L	50	45.4	91	60-140	
Chlorobenzene	ug/L	50	49.5	99	60-140	
Chloroethane	ug/L	50	46.4	93	60-140	
Chloroform	ug/L	50	50.3	101	60-140	
Chloromethane	ug/L	50	40.1	80	60-140	
cis-1,2-Dichloroethene	ug/L	50	49.1	98	60-140	
cis-1,3-Dichloropropene	ug/L	50	49.4	99	60-140	
Dibromochloromethane	ug/L	50	45.8	92	60-140	
Dibromomethane	ug/L	50	50.0	100	60-140	
Dichlorodifluoromethane	ug/L	50	47.1	94	60-140	
Diisopropyl ether	ug/L	50	54.8	110	60-140	
Ethylbenzene	ug/L	50	49.8	100	60-140	
Hexachloro-1,3-butadiene	ug/L	50	49.2	98	60-140	
Isopropylbenzene (Cumene)	ug/L	50	49.8	100	60-140	
m&p-Xylene	ug/L	100	98.2	98	60-140	
Methyl-tert-butyl ether	ug/L	50	56.6	113	60-140	
Methylene Chloride	ug/L	50	45.1	90	60-140	
n-Butylbenzene	ug/L	50	51.1	102	60-140	
n-Propylbenzene	ug/L	50	52.4	105	60-140	
Naphthalene	ug/L	50	53.2	106	60-140	
o-Xylene	ug/L	50	49.2	98	60-140	
sec-Butylbenzene	ug/L	50	51.5	103	60-140	
Styrene	ug/L	50	52.6	105	60-140	
tert-Butylbenzene	ug/L	50	45.5	91	60-140	
Tetrachloroethene	ug/L	50	51.9	104	60-140	
Toluene	ug/L	50	49.4	99	60-140	
trans-1,2-Dichloroethene	ug/L	50	49.9	100	60-140	
trans-1,3-Dichloropropene	ug/L	50	46.3	93	60-140	
Trichloroethene	ug/L	50	52.4	105	60-140	
Trichlorofluoromethane	ug/L	50	45.2	90	60-140	
Vinyl chloride	ug/L	50	44.2	88	60-140	
1,2-Dichloroethane-d4 (S)	%			96	70-130	
4-Bromofluorobenzene (S)	%			97	70-130	
Toluene-d8 (S)	%			97	70-130	

Results presented on this page are in the units indicated by the "Units" column except where an alternate unit is presented to the right of the result.

REPORT OF LABORATORY ANALYSIS

This report shall not be reproduced, except in full,
without the written consent of Pace Analytical Services, LLC.

Pace Analytical Services, LLC
9800 Kincey Ave. Suite 100
Huntersville, NC 28078
(704)875-9092

QUALITY CONTROL DATA

Project: Colonial Pipeline (9/20 GW)
Pace Project No.: 92496816

MATRIX SPIKE & MATRIX SPIKE DUPLICATE: 3011938 3011939

Parameter	Units	92496816001 Result	MS Spike Conc.	MSD Spike Conc.	MS Result	MSD Result	MS % Rec	MSD % Rec	% Rec Limits	RPD	Qual
1,1,1,2-Tetrachloroethane	ug/L	ND	20	20	19.1	20.8	96	104	60-140	9	
1,1,1-Trichloroethane	ug/L	ND	20	20	21.3	22.6	107	113	60-140	6	
1,1,2,2-Tetrachloroethane	ug/L	ND	20	20	22.1	23.3	110	117	60-140	6	
1,1,2-Trichloroethane	ug/L	ND	20	20	21.5	21.7	107	109	60-140	1	
1,1-Dichloroethane	ug/L	ND	20	20	23.0	24.3	115	121	60-140	5	
1,1-Dichloroethene	ug/L	ND	20	20	23.5	24.6	117	123	60-140	5	
1,1-Dichloropropene	ug/L	ND	20	20	20.9	22.6	104	113	60-140	8	
1,2,3-Trichlorobenzene	ug/L	ND	20	20	22.9	21.4	115	107	60-140	7	
1,2,3-Trichloropropane	ug/L	ND	20	20	21.7	22.9	108	114	60-140	5	
1,2,4-Trichlorobenzene	ug/L	ND	20	20	22.3	22.4	111	112	60-140	1	
1,2,4-Trimethylbenzene	ug/L	ND	20	20	23.0	23.3	115	117	60-140	2	
1,2-Dibromo-3-chloropropane	ug/L	ND	20	20	20.4	23.1	102	115	60-140	12	
1,2-Dichlorobenzene	ug/L	ND	20	20	22.8	23.1	114	115	60-140	1	
1,2-Dichloroethane	ug/L	ND	20	20	20.6	21.7	103	109	60-140	5	
1,2-Dichloropropane	ug/L	ND	20	20	23.9	24.6	119	123	60-140	3	
1,3,5-Trimethylbenzene	ug/L	ND	20	20	22.4	22.5	112	112	60-140	1	
1,3-Dichlorobenzene	ug/L	ND	20	20	22.6	23.1	113	115	60-140	2	
1,3-Dichloropropane	ug/L	ND	20	20	23.6	23.9	118	119	60-140	1	
1,4-Dichlorobenzene	ug/L	ND	20	20	22.7	22.5	114	113	60-140	1	
2,2-Dichloropropane	ug/L	ND	20	20	20.9	23.2	104	116	60-140	11	
2-Chlorotoluene	ug/L	ND	20	20	22.9	23.8	115	119	60-140	4	
4-Chlorotoluene	ug/L	ND	20	20	22.1	22.7	111	113	60-140	2	
Benzene	ug/L	ND	20	20	22.7	23.7	114	118	60-140	4	
Bromobenzene	ug/L	ND	20	20	21.3	21.9	107	110	60-140	3	
Bromochloromethane	ug/L	ND	20	20	24.3	25.9	121	130	60-140	7	
Bromodichloromethane	ug/L	6.1	20	20	28.6	30.0	113	120	60-140	5	
Bromoform	ug/L	ND	20	20	20.0	22.4	100	112	60-140	11	
Bromomethane	ug/L	ND	20	20	16.5	18.2	82	91	60-140	10	
Carbon tetrachloride	ug/L	ND	20	20	21.3	25.3	106	126	60-140	17	
Chlorobenzene	ug/L	ND	20	20	23.0	22.7	115	114	60-140	1	
Chloroethane	ug/L	ND	20	20	22.2	23.6	111	118	60-140	6	
Chloroform	ug/L	36.9	20	20	59.7	59.2	114	111	60-140	1	
Chloromethane	ug/L	ND	20	20	19.1	20.0	95	100	60-140	5	
cis-1,2-Dichloroethene	ug/L	ND	20	20	23.2	24.5	116	123	60-140	5	
cis-1,3-Dichloropropene	ug/L	ND	20	20	20.9	21.8	104	109	60-140	4	
Dibromochloromethane	ug/L	1.5	20	20	21.3	22.7	99	106	60-140	6	
Dibromomethane	ug/L	ND	20	20	22.2	22.6	111	113	60-140	2	
Dichlorodifluoromethane	ug/L	ND	20	20	22.2	22.3	111	112	60-140	1	
Diisopropyl ether	ug/L	ND	20	20	23.4	24.6	117	123	60-140	5	
Ethylbenzene	ug/L	ND	20	20	22.6	23.5	113	117	60-140	4	
Hexachloro-1,3-butadiene	ug/L	ND	20	20	23.0	23.1	115	115	60-140	0	
Isopropylbenzene (Cumene)	ug/L	ND	20	20	22.5	23.2	113	116	60-140	3	
m&p-Xylene	ug/L	ND	40	40	45.2	46.5	113	116	60-140	3	
Methyl-tert-butyl ether	ug/L	ND	20	20	24.1	24.8	120	124	60-140	3	
Methylene Chloride	ug/L	ND	20	20	20.7	22.3	104	111	60-140	7	
n-Butylbenzene	ug/L	ND	20	20	22.9	23.5	115	117	60-140	2	

Results presented on this page are in the units indicated by the "Units" column except where an alternate unit is presented to the right of the result.

REPORT OF LABORATORY ANALYSIS

This report shall not be reproduced, except in full,
without the written consent of Pace Analytical Services, LLC.

Pace Analytical Services, LLC
9800 Kincey Ave. Suite 100
Huntersville, NC 28078
(704)875-9092

QUALITY CONTROL DATA

Project: Colonial Pipeline (9/20 GW)
Pace Project No.: 92496816

MATRIX SPIKE & MATRIX SPIKE DUPLICATE: 3011938 3011939

Parameter	Units	92496816001 Result	MS Spike Conc.	MSD Spike Conc.	MS Result	MSD Result	MS % Rec	MSD % Rec	% Rec Limits	RPD	Qual
n-Propylbenzene	ug/L	ND	20	20	23.0	23.5	115	118	60-140	3	
Naphthalene	ug/L	ND	20	20	22.1	22.0	111	110	60-140	1	
o-Xylene	ug/L	ND	20	20	22.6	22.9	113	115	60-140	1	
sec-Butylbenzene	ug/L	ND	20	20	22.8	23.3	114	116	60-140	2	
Styrene	ug/L	ND	20	20	23.2	23.2	116	116	60-140	0	
tert-Butylbenzene	ug/L	ND	20	20	20.4	20.8	102	104	60-140	2	
Tetrachloroethene	ug/L	ND	20	20	23.7	24.2	116	119	60-140	2	
Toluene	ug/L	ND	20	20	22.1	22.5	111	112	60-140	2	
trans-1,2-Dichloroethene	ug/L	ND	20	20	23.4	24.5	117	122	60-140	4	
trans-1,3-Dichloropropene	ug/L	ND	20	20	20.1	21.7	100	109	60-140	8	
Trichloroethene	ug/L	ND	20	20	24.4	24.8	122	124	60-140	2	
Trichlorofluoromethane	ug/L	ND	20	20	22.5	22.9	113	115	60-140	2	
Vinyl chloride	ug/L	ND	20	20	21.1	21.8	105	109	60-140	3	
1,2-Dichloroethane-d4 (S)	%						99	98	70-130		
4-Bromofluorobenzene (S)	%						99	99	70-130		
Toluene-d8 (S)	%						99	99	70-130		

Results presented on this page are in the units indicated by the "Units" column except where an alternate unit is presented to the right of the result.

REPORT OF LABORATORY ANALYSIS

This report shall not be reproduced, except in full,
without the written consent of Pace Analytical Services, LLC.

Pace Analytical Services, LLC
9800 Kincey Ave. Suite 100
Huntersville, NC 28078
(704)875-9092

QUALITY CONTROL DATA

Project: Colonial Pipeline (9/20 GW)
Pace Project No.: 92496816

QC Batch: 568327
QC Batch Method: EPA 504.1
Analysis Method: EPA 504.1
Analysis Description: GCS 504 EDB DBCP
Laboratory: Pace Analytical Services - Charlotte
Associated Lab Samples: 92496816001

METHOD BLANK: 3011164 Matrix: Water
Associated Lab Samples: 92496816001

Parameter	Units	Blank Result	Reporting Limit	Analyzed	Qualifiers
1,2-Dibromoethane (EDB)	ug/L	ND	0.020	09/23/20 11:20	
1-Chloro-2-bromopropane (S)	%	113	70-130	09/23/20 11:20	

LABORATORY CONTROL SAMPLE & LCSD: 3011165 3011166

Parameter	Units	Spike Conc.	LCS Result	LCSD Result	LCS % Rec	LCSD % Rec	% Rec Limits	RPD	Max RPD	Qualifiers
1,2-Dibromoethane (EDB)	ug/L	0.26	0.43	0.30	165	118	70-130	35	20	L1,R1
1-Chloro-2-bromopropane (S)	%				113	116	70-130			

MATRIX SPIKE & MATRIX SPIKE DUPLICATE: 3011167 3011168

Parameter	Units	92496816001 Result	MS Spike Conc.	MSD Spike Conc.	MS Result	MSD Result	MS % Rec	MSD % Rec	% Rec Limits	RPD	Qual
1,2-Dibromoethane (EDB)	ug/L	ND	0.26	0.26	0.29	0.30	112	114	65-135	1	
1-Chloro-2-bromopropane (S)	%						109	111	70-130		

SAMPLE DUPLICATE: 3011169

Parameter	Units	92496817001 Result	Dup Result	RPD	Qualifiers
1,2-Dibromoethane (EDB)	ug/L	ND	ND		
1-Chloro-2-bromopropane (S)	%	110	109		

Results presented on this page are in the units indicated by the "Units" column except where an alternate unit is presented to the right of the result.

REPORT OF LABORATORY ANALYSIS

This report shall not be reproduced, except in full,
without the written consent of Pace Analytical Services, LLC.

Pace Analytical Services, LLC
9800 Kincey Ave. Suite 100
Huntersville, NC 28078
(704)875-9092

QUALIFIERS

Project: Colonial Pipeline (9/20 GW)
Pace Project No.: 92496816

DEFINITIONS

DF - Dilution Factor, if reported, represents the factor applied to the reported data due to dilution of the sample aliquot.

ND - Not Detected at or above adjusted reporting limit.

TNTC - Too Numerous To Count

J - Estimated concentration above the adjusted method detection limit and below the adjusted reporting limit.

MDL - Adjusted Method Detection Limit.

PQL - Practical Quantitation Limit.

RL - Reporting Limit - The lowest concentration value that meets project requirements for quantitative data with known precision and bias for a specific analyte in a specific matrix.

S - Surrogate

1,2-Diphenylhydrazine decomposes to and cannot be separated from Azobenzene using Method 8270. The result for each analyte is a combined concentration.

Consistent with EPA guidelines, unrounded data are displayed and have been used to calculate % recovery and RPD values.

LCS(D) - Laboratory Control Sample (Duplicate)

MS(D) - Matrix Spike (Duplicate)

DUP - Sample Duplicate

RPD - Relative Percent Difference

NC - Not Calculable.

SG - Silica Gel - Clean-Up

U - Indicates the compound was analyzed for, but not detected.

Acid preservation may not be appropriate for 2 Chloroethylvinyl ether.

A separate vial preserved to a pH of 4-5 is recommended in SW846 Chapter 4 for the analysis of Acrolein and Acrylonitrile by EPA Method 8260.

N-Nitrosodiphenylamine decomposes and cannot be separated from Diphenylamine using Method 8270. The result reported for each analyte is a combined concentration.

Pace Analytical is TNI accredited. Contact your Pace PM for the current list of accredited analytes.

TNI - The NELAC Institute.

ANALYTE QUALIFIERS

L1	Analyte recovery in the laboratory control sample (LCS) was above QC limits. Results for this analyte in associated samples may be biased high.
R1	RPD value was outside control limits.

This report shall not be reproduced, except in full,
without the written consent of Pace Analytical Services, LLC.

Pace Analytical Services, LLC
9800 Kincey Ave. Suite 100
Huntersville, NC 28078
(704)875-9092

QUALITY CONTROL DATA CROSS REFERENCE TABLE

Project: Colonial Pipeline (9/20 GW)
Pace Project No.: 92496816

Lab ID	Sample ID	QC Batch Method	QC Batch	Analytical Method	Analytical Batch
92496816001	**MW-23**	EPA 504.1	568327	EPA 504.1	568438
92496816001	**MW-23**	MADEPV	1548703	MADEP VPH	1548703
92496816001	**MW-23**	EPA 3010A	568255	EPA 6010D	568279
92496816001	**MW-23**	SM 6200B	568238		
92496816002	**TB-20200922**	SM 6200B	568238		

This report shall not be reproduced, except in full,
without the written consent of Pace Analytical Services, LLC.

CHAIN-OF-CUSTODY Analytical Request Document

Pace Analytical

Chain-of-Custody is a LEGAL DOCUMENT - Complete all relevent fields

WO# : 92496816

92496816

LAB US ... Number or

Company: AECOM	Billing Information:
Address:	
Report To: A. Wresch	Email To:
Copy To: -	Site Collection Info/Address:
Customer Project Name/Number: Colonial Pipeline	State: / County/City: Time Zone Collected: [ ] PT [ ] MT [ ] CT [ ] ET
Phone: Email:	Site/Facility ID #:
Collected By (print): A Wresch	Purchase Order #: Quote #:
Collected By (signature):	Turnaround Date Required:
Sample Disposal: [X] Dispose as appropriate [ ] Return [ ] Archive: _____ [ ] Hold: _____	Rush: [ ] Same Day [ ] Next Day [ ] 2 Day [ ] 3 Day [ ] 4 Day [ ] 5 Day (Expedite Charges Apply)

Compliance Monitoring? [ ] Yes [ ] No

DW PWS ID #: DW Location Code:

Immediately Packed on Ice: [ ] Yes [ ] No

Field Filtered (if applicable): [ ] Yes [ ] No

Analysis: _____

Container Preservative Type **

Lab Project Manager:

** Preservative Types: (1) nitric acid, (2) sulfuric acid, (3) hydrochloric acid, (4) sodium hydroxide, (5) zinc acetate, (6) methanol, (7) sodium bisulfate, (8) sodium thiosulfate, (9) hexane, (A) ascorbic acid, (B) ammonium sulfate, (C) ammonium hydroxide, (D) TSP, (U) Unpreserved, (O) Other _____

Analyses

Lab Profile/Line:

Lab Sample Receipt Checklist:

Custody Seals Present/Intact	Y N NA
Custody Signatures Present	Y N NA
Collector Signature Present	Y N NA
Bottles Intact	Y N NA
Correct Bottles	Y N NA
Sufficient Volume	Y N NA
Samples Received on Ice	Y N NA
VOA - Headspace Acceptable	Y N NA
USDA Regulated Soils	Y N NA
Samples in Holding Time	Y N NA
Residual Chlorine Present	Y N NA
Cl Strips: _____	
Sample pH Acceptable	Y N NA
pH Strips: _____	
Sulfide Present	Y N NA
Lead Acetate Strips: _____	

LAB USE ONLY:

Lab Sample # / Comments:

92496816

* Matrix Codes (Insert in Matrix box below): Drinking Water (DW), Ground Water (GW), Wastewater (WW), Product (P), Soil/Solid (SL), Oil (OL), Wipe (WP), Air (AR), Tissue (TS), Bioassay (B), Vapor (V), Other (OT)

Customer Sample ID	Matrix *	Comp / Grab	Collected (or Composite Start) Date	Collected (or Composite Start) Time	Composite End Date	Composite End Time	Res Cl	# of Ctns	6200	VPH	Lead	EDB							
MW-23	GW	G	9/20	1635					X	X	X	X							cel
TB-20200922	TB	G							X										cel

Customer Remarks / Special Conditions / Possible Hazards: Separate Report

Type of Ice Used: (Wet) Blue Dry None

Packing Material Used:

Radchem sample(s) screened (<500 cpm): Y N ~~NA~~

SHORT HOLDS PRESENT (<72 hours): Y (N) N/A

Lab Tracking #: 2539322

Samples received via: FEDEX UPS (Client) Courier Pace Courier

Lab Sample Temperature Info:

Temp Blank Received: Y (N) NA

Therm ID#: T0162

Cooler 1 Temp Upon Receipt: 2.8 oC

Cooler 1 Therm Corr. Factor: 0 oC

Cooler 1 Corrected Temp: 2.8 oC

Comments:

Relinquished by/Company: (Signature)	Date/Time:	Received by/Company: (Signature)	Date/Time:
[signature] / AECOM	9/22 1500	PACE HVL	9/22/20 1800
Relinquished by/Company: (Signature)	Date/Time:	Received by/Company: (Signature)	Date/Time:
Relinquished by/Company: (Signature)	Date/Time:	Received by/Company: (Signature)	Date/Time:

MTJL LAB USE ONLY

Table #:

Acctnum:

Template:

Prelogin:

PM:

PB:

Trip Blank Received: (Y) N NA

(HCL) MeOH TSP Other

Non Conformance(s): YES / (NO)

Page: _____ of: _____

Pace Analytical Services, LLC
9800 Kincey Ave. Suite 100
Huntersville, NC 28078
(704)875-9092

September 25, 2020

Andrew Wreschnig
AECOM
6000 Fairview Road
Suite 200
Charlotte, NC 28210

RE: Project: Colonial Pipeline (9/22 GW)
Pace Project No.: 92496817

Dear Andrew Wreschnig:

Enclosed are the analytical results for sample(s) received by the laboratory on September 22, 2020. The results relate only to the samples included in this report. Results reported herein conform to the applicable TNI/NELAC Standards and the laboratory's Quality Manual, where applicable, unless otherwise noted in the body of the report.

The test results provided in this final report were generated by each of the following laboratories within the Pace Network:

- Pace National - Mt. Juliet
- Pace Analytical Services - Asheville
- Pace Analytical Services - Charlotte

If you have any questions concerning this report, please feel free to contact me.

Sincerely,

Nicole Gasiorowski
nicole.gasiorowski@pacelabs.com
(704)875-9092
Project Manager

Enclosures

cc: Jeff Morrison, Colonial Pipeline Company

This report shall not be reproduced, except in full,
without the written consent of Pace Analytical Services, LLC.

Pace Analytical Services, LLC
9800 Kincey Ave. Suite 100
Huntersville, NC 28078
(704)875-9092

CERTIFICATIONS

Project: Colonial Pipeline (9/22 GW)
Pace Project No.: 92496817

Pace Analytical Services National

12065 Lebanon Road, Mt. Juliet, TN 37122
Alabama Certification #: 40660
Alaska Certification 17-026
Arizona Certification #: AZ0612
Arkansas Certification #: 88-0469
California Certification #: 2932
Canada Certification #: 1461.01
Colorado Certification #: TN00003
Connecticut Certification #: PH-0197
DOD Certification: #1461.01
EPA# TN00003
Florida Certification #: E87487
Georgia DW Certification #: 923
Georgia Certification: NELAP
Idaho Certification #: TN00003
Illinois Certification #: 200008
Indiana Certification #: C-TN-01
Iowa Certification #: 364
Kansas Certification #: E-10277
Kentucky UST Certification #: 16
Kentucky Certification #: 90010
Louisiana Certification #: AI30792
Louisiana DW Certification #: LA180010
Maine Certification #: TN0002
Maryland Certification #: 324
Massachusetts Certification #: M-TN003
Michigan Certification #: 9958
Minnesota Certification #: 047-999-395
Mississippi Certification #: TN00003
Missouri Certification #: 340
Montana Certification #: CERT0086
Nebraska Certification #: NE-OS-15-05
Nevada Certification #: TN-03-2002-34
New Hampshire Certification #: 2975
New Jersey Certification #: TN002
New Mexico DW Certification
New York Certification #: 11742
North Carolina Aquatic Toxicity Certification #: 41
North Carolina Drinking Water Certification #: 21704
North Carolina Environmental Certificate #: 375
North Dakota Certification #: R-140
Ohio VAP Certification #: CL0069
Oklahoma Certification #: 9915
Oregon Certification #: TN200002
Pennsylvania Certification #: 68-02979
Rhode Island Certification #: LAO00356
South Carolina Certification #: 84004
South Dakota Certification
Tennessee DW/Chem/Micro Certification #: 2006
Texas Mold Certification #: LAB0152
Texas Certification #: T 104704245-17-14
USDA Soil Permit #: P330-15-00234
Utah Certification #: TN00003
Vermont Dept. of Health: ID# VT-2006
Virginia Certification #: VT2006
Virginia Certification #: 460132
Washington Certification #: C847
West Virginia Certification #: 233
Wisconsin Certification #: 9980939910
Wyoming UST Certification #: via A2LA 2926.01
A2LA-ISO 17025 Certification #: 1461.01
A2LA-ISO 17025 Certification #: 1461.02
AIHA-LAP/LLC EMLAP Certification #:100789

Pace Analytical Services Charlotte

9800 Kincey Ave. Ste 100, Huntersville, NC 28078
Louisiana/NELAP Certification # LA170028
North Carolina Drinking Water Certification #: 37706
North Carolina Field Services Certification #: 5342
North Carolina Wastewater Certification #: 12
South Carolina Certification #: 99006001
Florida/NELAP Certification #: E87627
Kentucky UST Certification #: 84
Virginia/VELAP Certification #: 460221

Pace Analytical Services Asheville

2225 Riverside Drive, Asheville, NC 28804
Florida/NELAP Certification #: E87648
Massachusetts Certification #: M-NC030
North Carolina Drinking Water Certification #: 37712
North Carolina Wastewater Certification #: 40
South Carolina Certification #: 99030001
Virginia/VELAP Certification #: 460222

REPORT OF LABORATORY ANALYSIS

This report shall not be reproduced, except in full,
without the written consent of Pace Analytical Services, LLC.

Pace Analytical Services, LLC
9800 Kincey Ave. Suite 100
Huntersville, NC 28078
(704)875-9092

SAMPLE ANALYTE COUNT

Project: Colonial Pipeline (9/22 GW)
Pace Project No.: 92496817

Lab ID	Sample ID	Method	Analysts	Analytes Reported	Laboratory
92496817001	**MW-49**	EPA 504.1	BAJ	2	PASI-C
		MADEP VPH	BMB	6	PAN
		EPA 6010D	SH1	1	PASI-A
		SM 6200B	SAS	62	PASI-C
92496817002	**MW-51**	EPA 504.1	BAJ	2	PASI-C
		MADEP VPH	BMB	6	PAN
		EPA 6010D	SH1	1	PASI-A
		SM 6200B	SAS	62	PASI-C
92496816002	**TB-20200922**	SM 6200B	SAS	62	PASI-C

PAN = Pace National - Mt. Juliet
PASI-A = Pace Analytical Services - Asheville
PASI-C = Pace Analytical Services - Charlotte

This report shall not be reproduced, except in full,
without the written consent of Pace Analytical Services, LLC.

Pace Analytical Services, LLC
9800 Kincey Ave. Suite 100
Huntersville, NC 28078
(704)875-9092

ANALYTICAL RESULTS

Project: Colonial Pipeline (9/22 GW)
Pace Project No.: 92496817

Sample: MW-49 **Lab ID: 92496817001** Collected: 09/22/20 15:00 Received: 09/22/20 18:00 Matrix: Water

Parameters	Results	Units	Report Limit	DF	Prepared	Analyzed	CAS No.	Qual
504 GCS EDB and DBCP	Analytical Method: EPA 504.1 Preparation Method: EPA 504.1 Pace Analytical Services - Charlotte							
1,2-Dibromoethane (EDB)	ND	ug/L	0.021	1	09/23/20 10:10	09/23/20 12:30	106-93-4	L1
Surrogates								
1-Chloro-2-bromopropane (S)	110	%	70-130	1	09/23/20 10:10	09/23/20 12:30	301-79-56	
MADEPV	Analytical Method: MADEP VPH Preparation Method: MADEPV Pace National - Mt. Juliet							
Aliphatic (C05-C08)	ND	ug/L	100	1	09/24/20 14:26	09/24/20 14:26		
Aliphatic (C09-C12)	ND	ug/L	100	1	09/24/20 14:26	09/24/20 14:26		
Aromatic (C09-C10),Unadjusted	ND	ug/L	100	1	09/24/20 14:26	09/24/20 14:26	TPHC9C10A	
Total VPH	ND	ug/L	100	1	09/24/20 14:26	09/24/20 14:26	VPH	
Surrogates								
2,5-Dibromotoluene (FID)	93.8	%	70.0-130	1	09/24/20 14:26	09/24/20 14:26	615-59-8FID	
2,5-Dibromotoluene (PID)	91.9	%	70.0-130	1	09/24/20 14:26	09/24/20 14:26	615-59-8PID	
6010 MET ICP	Analytical Method: EPA 6010D Preparation Method: EPA 3010A Pace Analytical Services - Asheville							
Lead	**5.5**	ug/L	5.0	1	09/23/20 02:08	09/23/20 10:18	7439-92-1	
6200B MSV	Analytical Method: SM 6200B Pace Analytical Services - Charlotte							
Benzene	ND	ug/L	0.50	1		09/23/20 13:30	71-43-2	
Bromobenzene	ND	ug/L	0.50	1		09/23/20 13:30	108-86-1	
Bromochloromethane	ND	ug/L	0.50	1		09/23/20 13:30	74-97-5	
Bromodichloromethane	**1.0**	ug/L	0.50	1		09/23/20 13:30	75-27-4	
Bromoform	ND	ug/L	0.50	1		09/23/20 13:30	75-25-2	
Bromomethane	ND	ug/L	5.0	1		09/23/20 13:30	74-83-9	
n-Butylbenzene	ND	ug/L	0.50	1		09/23/20 13:30	104-51-8	
sec-Butylbenzene	ND	ug/L	0.50	1		09/23/20 13:30	135-98-8	
tert-Butylbenzene	ND	ug/L	0.50	1		09/23/20 13:30	98-06-6	
Carbon tetrachloride	ND	ug/L	0.50	1		09/23/20 13:30	56-23-5	
Chlorobenzene	ND	ug/L	0.50	1		09/23/20 13:30	108-90-7	
Chloroethane	ND	ug/L	1.0	1		09/23/20 13:30	75-00-3	
Chloroform	**11.7**	ug/L	0.50	1		09/23/20 13:30	67-66-3	
Chloromethane	ND	ug/L	1.0	1		09/23/20 13:30	74-87-3	
2-Chlorotoluene	ND	ug/L	0.50	1		09/23/20 13:30	95-49-8	
4-Chlorotoluene	ND	ug/L	0.50	1		09/23/20 13:30	106-43-4	
1,2-Dibromo-3-chloropropane	ND	ug/L	1.0	1		09/23/20 13:30	96-12-8	
Dibromochloromethane	ND	ug/L	0.50	1		09/23/20 13:30	124-48-1	
Dibromomethane	ND	ug/L	0.50	1		09/23/20 13:30	74-95-3	
1,2-Dichlorobenzene	ND	ug/L	0.50	1		09/23/20 13:30	95-50-1	
1,3-Dichlorobenzene	ND	ug/L	0.50	1		09/23/20 13:30	541-73-1	
1,4-Dichlorobenzene	ND	ug/L	0.50	1		09/23/20 13:30	106-46-7	
Dichlorodifluoromethane	ND	ug/L	0.50	1		09/23/20 13:30	75-71-8	
1,1-Dichloroethane	ND	ug/L	0.50	1		09/23/20 13:30	75-34-3	
1,2-Dichloroethane	ND	ug/L	0.50	1		09/23/20 13:30	107-06-2	
1,1-Dichloroethene	ND	ug/L	0.50	1		09/23/20 13:30	75-35-4	

REPORT OF LABORATORY ANALYSIS

This report shall not be reproduced, except in full,
without the written consent of Pace Analytical Services, LLC.

Pace Analytical Services, LLC
9800 Kincey Ave. Suite 100
Huntersville, NC 28078
(704)875-9092

ANALYTICAL RESULTS

Project: Colonial Pipeline (9/22 GW)
Pace Project No.: 92496817

Sample: MW-49 **Lab ID: 92496817001** Collected: 09/22/20 15:00 Received: 09/22/20 18:00 Matrix: Water

Parameters	Results	Units	Report Limit	DF	Prepared	Analyzed	CAS No.	Qual
6200B MSV	Analytical Method: SM 6200B Pace Analytical Services - Charlotte							
cis-1,2-Dichloroethene	ND	ug/L	0.50	1		09/23/20 13:30	156-59-2	
trans-1,2-Dichloroethene	ND	ug/L	0.50	1		09/23/20 13:30	156-60-5	
1,2-Dichloropropane	ND	ug/L	0.50	1		09/23/20 13:30	78-87-5	
1,3-Dichloropropane	ND	ug/L	0.50	1		09/23/20 13:30	142-28-9	
2,2-Dichloropropane	ND	ug/L	0.50	1		09/23/20 13:30	594-20-7	
1,1-Dichloropropene	ND	ug/L	0.50	1		09/23/20 13:30	563-58-6	
cis-1,3-Dichloropropene	ND	ug/L	0.50	1		09/23/20 13:30	10061-01-5	
trans-1,3-Dichloropropene	ND	ug/L	0.50	1		09/23/20 13:30	10061-02-6	
Diisopropyl ether	ND	ug/L	0.50	1		09/23/20 13:30	108-20-3	
Ethylbenzene	ND	ug/L	0.50	1		09/23/20 13:30	100-41-4	
Hexachloro-1,3-butadiene	ND	ug/L	2.0	1		09/23/20 13:30	87-68-3	
Isopropylbenzene (Cumene)	ND	ug/L	0.50	1		09/23/20 13:30	98-82-8	
Methylene Chloride	ND	ug/L	2.0	1		09/23/20 13:30	75-09-2	
Methyl-tert-butyl ether	ND	ug/L	0.50	1		09/23/20 13:30	1634-04-4	
Naphthalene	ND	ug/L	2.0	1		09/23/20 13:30	91-20-3	
n-Propylbenzene	ND	ug/L	0.50	1		09/23/20 13:30	103-65-1	
Styrene	ND	ug/L	0.50	1		09/23/20 13:30	100-42-5	
1,1,1,2-Tetrachloroethane	ND	ug/L	0.50	1		09/23/20 13:30	630-20-6	
1,1,2,2-Tetrachloroethane	ND	ug/L	0.50	1		09/23/20 13:30	79-34-5	
Tetrachloroethene	ND	ug/L	0.50	1		09/23/20 13:30	127-18-4	
Toluene	**1.1**	ug/L	0.50	1		09/23/20 13:30	108-88-3	
1,2,3-Trichlorobenzene	ND	ug/L	2.0	1		09/23/20 13:30	87-61-6	
1,2,4-Trichlorobenzene	ND	ug/L	2.0	1		09/23/20 13:30	120-82-1	
1,1,1-Trichloroethane	ND	ug/L	0.50	1		09/23/20 13:30	71-55-6	
1,1,2-Trichloroethane	ND	ug/L	0.50	1		09/23/20 13:30	79-00-5	
Trichloroethene	ND	ug/L	0.50	1		09/23/20 13:30	79-01-6	
Trichlorofluoromethane	ND	ug/L	1.0	1		09/23/20 13:30	75-69-4	
1,2,3-Trichloropropane	ND	ug/L	0.50	1		09/23/20 13:30	96-18-4	
1,2,4-Trimethylbenzene	ND	ug/L	0.50	1		09/23/20 13:30	95-63-6	
1,3,5-Trimethylbenzene	ND	ug/L	0.50	1		09/23/20 13:30	108-67-8	
Vinyl chloride	ND	ug/L	1.0	1		09/23/20 13:30	75-01-4	
m&p-Xylene	**1.6**	ug/L	1.0	1		09/23/20 13:30	179601-23-1	
o-Xylene	**1.1**	ug/L	0.50	1		09/23/20 13:30	95-47-6	
Surrogates								
1,2-Dichloroethane-d4 (S)	98	%	70-130	1		09/23/20 13:30	17060-07-0	
4-Bromofluorobenzene (S)	104	%	70-130	1		09/23/20 13:30	460-00-4	
Toluene-d8 (S)	100	%	70-130	1		09/23/20 13:30	2037-26-5	

REPORT OF LABORATORY ANALYSIS

This report shall not be reproduced, except in full,
without the written consent of Pace Analytical Services, LLC.

Pace Analytical Services, LLC
9800 Kincey Ave. Suite 100
Huntersville, NC 28078
(704)875-9092

ANALYTICAL RESULTS

Project: Colonial Pipeline (9/22 GW)
Pace Project No.: 92496817

Sample: MW-51 **Lab ID: 92496817002** Collected: 09/22/20 15:10 Received: 09/22/20 18:00 Matrix: Water

Parameters	Results	Units	Report Limit	DF	Prepared	Analyzed	CAS No.	Qual
504 GCS EDB and DBCP	Analytical Method: EPA 504.1 Preparation Method: EPA 504.1 Pace Analytical Services - Charlotte							
1,2-Dibromoethane (EDB)	ND	ug/L	0.021	1	09/23/20 10:10	09/23/20 12:54	106-93-4	L1
Surrogates								
1-Chloro-2-bromopropane (S)	109	%	70-130	1	09/23/20 10:10	09/23/20 12:54	301-79-56	
MADEPV	Analytical Method: MADEP VPH Preparation Method: MADEPV Pace National - Mt. Juliet							
Aliphatic (C05-C08)	ND	ug/L	100	1	09/24/20 14:59	09/24/20 14:59		
Aliphatic (C09-C12)	ND	ug/L	100	1	09/24/20 14:59	09/24/20 14:59		
Aromatic (C09-C10),Unadjusted	ND	ug/L	100	1	09/24/20 14:59	09/24/20 14:59	TPHC9C10A	
Total VPH	ND	ug/L	100	1	09/24/20 14:59	09/24/20 14:59	VPH	
Surrogates								
2,5-Dibromotoluene (FID)	96.4	%	70.0-130	1	09/24/20 14:59	09/24/20 14:59	615-59-8FID	
2,5-Dibromotoluene (PID)	96.0	%	70.0-130	1	09/24/20 14:59	09/24/20 14:59	615-59-8PID	
6010 MET ICP	Analytical Method: EPA 6010D Preparation Method: EPA 3010A Pace Analytical Services - Asheville							
Lead	ND	ug/L	5.0	1	09/23/20 02:08	09/23/20 10:21	7439-92-1	
6200B MSV	Analytical Method: SM 6200B Pace Analytical Services - Charlotte							
Benzene	**1.4**	ug/L	0.50	1		09/23/20 13:48	71-43-2	
Bromobenzene	ND	ug/L	0.50	1		09/23/20 13:48	108-86-1	
Bromochloromethane	ND	ug/L	0.50	1		09/23/20 13:48	74-97-5	
Bromodichloromethane	**3.8**	ug/L	0.50	1		09/23/20 13:48	75-27-4	
Bromoform	ND	ug/L	0.50	1		09/23/20 13:48	75-25-2	
Bromomethane	ND	ug/L	5.0	1		09/23/20 13:48	74-83-9	
n-Butylbenzene	ND	ug/L	0.50	1		09/23/20 13:48	104-51-8	
sec-Butylbenzene	ND	ug/L	0.50	1		09/23/20 13:48	135-98-8	
tert-Butylbenzene	ND	ug/L	0.50	1		09/23/20 13:48	98-06-6	
Carbon tetrachloride	ND	ug/L	0.50	1		09/23/20 13:48	56-23-5	
Chlorobenzene	ND	ug/L	0.50	1		09/23/20 13:48	108-90-7	
Chloroethane	ND	ug/L	1.0	1		09/23/20 13:48	75-00-3	
Chloroform	**26.1**	ug/L	0.50	1		09/23/20 13:48	67-66-3	
Chloromethane	ND	ug/L	1.0	1		09/23/20 13:48	74-87-3	
2-Chlorotoluene	ND	ug/L	0.50	1		09/23/20 13:48	95-49-8	
4-Chlorotoluene	ND	ug/L	0.50	1		09/23/20 13:48	106-43-4	
1,2-Dibromo-3-chloropropane	ND	ug/L	1.0	1		09/23/20 13:48	96-12-8	
Dibromochloromethane	**1.3**	ug/L	0.50	1		09/23/20 13:48	124-48-1	
Dibromomethane	ND	ug/L	0.50	1		09/23/20 13:48	74-95-3	
1,2-Dichlorobenzene	ND	ug/L	0.50	1		09/23/20 13:48	95-50-1	
1,3-Dichlorobenzene	ND	ug/L	0.50	1		09/23/20 13:48	541-73-1	
1,4-Dichlorobenzene	ND	ug/L	0.50	1		09/23/20 13:48	106-46-7	
Dichlorodifluoromethane	ND	ug/L	0.50	1		09/23/20 13:48	75-71-8	
1,1-Dichloroethane	ND	ug/L	0.50	1		09/23/20 13:48	75-34-3	
1,2-Dichloroethane	ND	ug/L	0.50	1		09/23/20 13:48	107-06-2	
1,1-Dichloroethene	ND	ug/L	0.50	1		09/23/20 13:48	75-35-4	

REPORT OF LABORATORY ANALYSIS

This report shall not be reproduced, except in full,
without the written consent of Pace Analytical Services, LLC.

Pace Analytical Services, LLC
9800 Kincey Ave. Suite 100
Huntersville, NC 28078
(704)875-9092

ANALYTICAL RESULTS

Project: Colonial Pipeline (9/22 GW)
Pace Project No.: 92496817

Sample: MW-51 **Lab ID: 92496817002** Collected: 09/22/20 15:10 Received: 09/22/20 18:00 Matrix: Water

Parameters	Results	Units	Report Limit	DF	Prepared	Analyzed	CAS No.	Qual
6200B MSV	Analytical Method: SM 6200B Pace Analytical Services - Charlotte							
cis-1,2-Dichloroethene	ND	ug/L	0.50	1		09/23/20 13:48	156-59-2	
trans-1,2-Dichloroethene	ND	ug/L	0.50	1		09/23/20 13:48	156-60-5	
1,2-Dichloropropane	ND	ug/L	0.50	1		09/23/20 13:48	78-87-5	
1,3-Dichloropropane	ND	ug/L	0.50	1		09/23/20 13:48	142-28-9	
2,2-Dichloropropane	ND	ug/L	0.50	1		09/23/20 13:48	594-20-7	
1,1-Dichloropropene	ND	ug/L	0.50	1		09/23/20 13:48	563-58-6	
cis-1,3-Dichloropropene	ND	ug/L	0.50	1		09/23/20 13:48	10061-01-5	
trans-1,3-Dichloropropene	ND	ug/L	0.50	1		09/23/20 13:48	10061-02-6	
Diisopropyl ether	ND	ug/L	0.50	1		09/23/20 13:48	108-20-3	
Ethylbenzene	**0.84**	ug/L	0.50	1		09/23/20 13:48	100-41-4	
Hexachloro-1,3-butadiene	ND	ug/L	2.0	1		09/23/20 13:48	87-68-3	
Isopropylbenzene (Cumene)	ND	ug/L	0.50	1		09/23/20 13:48	98-82-8	
Methylene Chloride	ND	ug/L	2.0	1		09/23/20 13:48	75-09-2	
Methyl-tert-butyl ether	ND	ug/L	0.50	1		09/23/20 13:48	1634-04-4	
Naphthalene	ND	ug/L	2.0	1		09/23/20 13:48	91-20-3	
n-Propylbenzene	ND	ug/L	0.50	1		09/23/20 13:48	103-65-1	
Styrene	ND	ug/L	0.50	1		09/23/20 13:48	100-42-5	
1,1,1,2-Tetrachloroethane	ND	ug/L	0.50	1		09/23/20 13:48	630-20-6	
1,1,2,2-Tetrachloroethane	ND	ug/L	0.50	1		09/23/20 13:48	79-34-5	
Tetrachloroethene	ND	ug/L	0.50	1		09/23/20 13:48	127-18-4	
Toluene	**6.9**	ug/L	0.50	1		09/23/20 13:48	108-88-3	
1,2,3-Trichlorobenzene	ND	ug/L	2.0	1		09/23/20 13:48	87-61-6	
1,2,4-Trichlorobenzene	ND	ug/L	2.0	1		09/23/20 13:48	120-82-1	
1,1,1-Trichloroethane	ND	ug/L	0.50	1		09/23/20 13:48	71-55-6	
1,1,2-Trichloroethane	ND	ug/L	0.50	1		09/23/20 13:48	79-00-5	
Trichloroethene	ND	ug/L	0.50	1		09/23/20 13:48	79-01-6	
Trichlorofluoromethane	ND	ug/L	1.0	1		09/23/20 13:48	75-69-4	
1,2,3-Trichloropropane	ND	ug/L	0.50	1		09/23/20 13:48	96-18-4	
1,2,4-Trimethylbenzene	**0.78**	ug/L	0.50	1		09/23/20 13:48	95-63-6	
1,3,5-Trimethylbenzene	ND	ug/L	0.50	1		09/23/20 13:48	108-67-8	
Vinyl chloride	ND	ug/L	1.0	1		09/23/20 13:48	75-01-4	
m&p-Xylene	**3.6**	ug/L	1.0	1		09/23/20 13:48	179601-23-1	
o-Xylene	**5.7**	ug/L	0.50	1		09/23/20 13:48	95-47-6	
Surrogates								
1,2-Dichloroethane-d4 (S)	97	%	70-130	1		09/23/20 13:48	17060-07-0	
4-Bromofluorobenzene (S)	99	%	70-130	1		09/23/20 13:48	460-00-4	
Toluene-d8 (S)	103	%	70-130	1		09/23/20 13:48	2037-26-5	

REPORT OF LABORATORY ANALYSIS

This report shall not be reproduced, except in full,
without the written consent of Pace Analytical Services, LLC.

Pace Analytical Services, LLC
9800 Kincey Ave. Suite 100
Huntersville, NC 28078
(704)875-9092

ANALYTICAL RESULTS

Project: Colonial Pipeline (9/22 GW)
Pace Project No.: 92496817

Sample: TB-20200922 **Lab ID: 92496816002** Collected: 09/22/20 00:00 Received: 09/22/20 18:00 Matrix: Water

Parameters	Results	Units	Report Limit	DF	Prepared	Analyzed	CAS No.	Qual
6200B MSV	Analytical Method: SM 6200B Pace Analytical Services - Charlotte							
Benzene	ND	ug/L	0.50	1		09/23/20 12:55	71-43-2	
Bromobenzene	ND	ug/L	0.50	1		09/23/20 12:55	108-86-1	
Bromochloromethane	ND	ug/L	0.50	1		09/23/20 12:55	74-97-5	
Bromodichloromethane	ND	ug/L	0.50	1		09/23/20 12:55	75-27-4	
Bromoform	ND	ug/L	0.50	1		09/23/20 12:55	75-25-2	
Bromomethane	ND	ug/L	5.0	1		09/23/20 12:55	74-83-9	
n-Butylbenzene	ND	ug/L	0.50	1		09/23/20 12:55	104-51-8	
sec-Butylbenzene	ND	ug/L	0.50	1		09/23/20 12:55	135-98-8	
tert-Butylbenzene	ND	ug/L	0.50	1		09/23/20 12:55	98-06-6	
Carbon tetrachloride	ND	ug/L	0.50	1		09/23/20 12:55	56-23-5	
Chlorobenzene	ND	ug/L	0.50	1		09/23/20 12:55	108-90-7	
Chloroethane	ND	ug/L	1.0	1		09/23/20 12:55	75-00-3	
Chloroform	ND	ug/L	0.50	1		09/23/20 12:55	67-66-3	
Chloromethane	ND	ug/L	1.0	1		09/23/20 12:55	74-87-3	
2-Chlorotoluene	ND	ug/L	0.50	1		09/23/20 12:55	95-49-8	
4-Chlorotoluene	ND	ug/L	0.50	1		09/23/20 12:55	106-43-4	
1,2-Dibromo-3-chloropropane	ND	ug/L	1.0	1		09/23/20 12:55	96-12-8	
Dibromochloromethane	ND	ug/L	0.50	1		09/23/20 12:55	124-48-1	
Dibromomethane	ND	ug/L	0.50	1		09/23/20 12:55	74-95-3	
1,2-Dichlorobenzene	ND	ug/L	0.50	1		09/23/20 12:55	95-50-1	
1,3-Dichlorobenzene	ND	ug/L	0.50	1		09/23/20 12:55	541-73-1	
1,4-Dichlorobenzene	ND	ug/L	0.50	1		09/23/20 12:55	106-46-7	
Dichlorodifluoromethane	ND	ug/L	0.50	1		09/23/20 12:55	75-71-8	
1,1-Dichloroethane	ND	ug/L	0.50	1		09/23/20 12:55	75-34-3	
1,2-Dichloroethane	ND	ug/L	0.50	1		09/23/20 12:55	107-06-2	
1,1-Dichloroethene	ND	ug/L	0.50	1		09/23/20 12:55	75-35-4	
cis-1,2-Dichloroethene	ND	ug/L	0.50	1		09/23/20 12:55	156-59-2	
trans-1,2-Dichloroethene	ND	ug/L	0.50	1		09/23/20 12:55	156-60-5	
1,2-Dichloropropane	ND	ug/L	0.50	1		09/23/20 12:55	78-87-5	
1,3-Dichloropropane	ND	ug/L	0.50	1		09/23/20 12:55	142-28-9	
2,2-Dichloropropane	ND	ug/L	0.50	1		09/23/20 12:55	594-20-7	
1,1-Dichloropropene	ND	ug/L	0.50	1		09/23/20 12:55	563-58-6	
cis-1,3-Dichloropropene	ND	ug/L	0.50	1		09/23/20 12:55	10061-01-5	
trans-1,3-Dichloropropene	ND	ug/L	0.50	1		09/23/20 12:55	10061-02-6	
Diisopropyl ether	ND	ug/L	0.50	1		09/23/20 12:55	108-20-3	
Ethylbenzene	ND	ug/L	0.50	1		09/23/20 12:55	100-41-4	
Hexachloro-1,3-butadiene	ND	ug/L	2.0	1		09/23/20 12:55	87-68-3	
Isopropylbenzene (Cumene)	ND	ug/L	0.50	1		09/23/20 12:55	98-82-8	
Methylene Chloride	ND	ug/L	2.0	1		09/23/20 12:55	75-09-2	
Methyl-tert-butyl ether	ND	ug/L	0.50	1		09/23/20 12:55	1634-04-4	
Naphthalene	ND	ug/L	2.0	1		09/23/20 12:55	91-20-3	
n-Propylbenzene	ND	ug/L	0.50	1		09/23/20 12:55	103-65-1	
Styrene	ND	ug/L	0.50	1		09/23/20 12:55	100-42-5	
1,1,1,2-Tetrachloroethane	ND	ug/L	0.50	1		09/23/20 12:55	630-20-6	
1,1,2,2-Tetrachloroethane	ND	ug/L	0.50	1		09/23/20 12:55	79-34-5	
Tetrachloroethene	ND	ug/L	0.50	1		09/23/20 12:55	127-18-4	

REPORT OF LABORATORY ANALYSIS

This report shall not be reproduced, except in full,
without the written consent of Pace Analytical Services, LLC.

Pace Analytical Services, LLC
9800 Kincey Ave. Suite 100
Huntersville, NC 28078
(704)875-9092

ANALYTICAL RESULTS

Project: Colonial Pipeline (9/22 GW)
Pace Project No.: 92496817

Sample: TB-20200922 **Lab ID: 92496816002** Collected: 09/22/20 00:00 Received: 09/22/20 18:00 Matrix: Water

Parameters	Results	Units	Report Limit	DF	Prepared	Analyzed	CAS No.	Qual
6200B MSV	Analytical Method: SM 6200B Pace Analytical Services - Charlotte							
Toluene	ND	ug/L	0.50	1		09/23/20 12:55	108-88-3	
1,2,3-Trichlorobenzene	ND	ug/L	2.0	1		09/23/20 12:55	87-61-6	
1,2,4-Trichlorobenzene	ND	ug/L	2.0	1		09/23/20 12:55	120-82-1	
1,1,1-Trichloroethane	ND	ug/L	0.50	1		09/23/20 12:55	71-55-6	
1,1,2-Trichloroethane	ND	ug/L	0.50	1		09/23/20 12:55	79-00-5	
Trichloroethene	ND	ug/L	0.50	1		09/23/20 12:55	79-01-6	
Trichlorofluoromethane	ND	ug/L	1.0	1		09/23/20 12:55	75-69-4	
1,2,3-Trichloropropane	ND	ug/L	0.50	1		09/23/20 12:55	96-18-4	
1,2,4-Trimethylbenzene	ND	ug/L	0.50	1		09/23/20 12:55	95-63-6	
1,3,5-Trimethylbenzene	ND	ug/L	0.50	1		09/23/20 12:55	108-67-8	
Vinyl chloride	ND	ug/L	1.0	1		09/23/20 12:55	75-01-4	
m&p-Xylene	ND	ug/L	1.0	1		09/23/20 12:55	179601-23-1	
o-Xylene	ND	ug/L	0.50	1		09/23/20 12:55	95-47-6	
Surrogates								
1,2-Dichloroethane-d4 (S)	99	%	70-130	1		09/23/20 12:55	17060-07-0	
4-Bromofluorobenzene (S)	100	%	70-130	1		09/23/20 12:55	460-00-4	
Toluene-d8 (S)	103	%	70-130	1		09/23/20 12:55	2037-26-5	

REPORT OF LABORATORY ANALYSIS

This report shall not be reproduced, except in full,
without the written consent of Pace Analytical Services, LLC.

Pace Analytical Services, LLC
9800 Kincey Ave. Suite 100
Huntersville, NC 28078
(704)875-9092

QUALITY CONTROL DATA

Project: Colonial Pipeline (9/22 GW)
Pace Project No.: 92496817

QC Batch: 1548703
QC Batch Method: MADEPV
Analysis Method: MADEP VPH
Analysis Description: MADEPV
Laboratory: Pace National - Mt. Juliet
Associated Lab Samples: 92496817001, 92496817002

METHOD BLANK: R3574186-3 Matrix: Water
Associated Lab Samples: 92496817001, 92496817002

Parameter	Units	Blank Result	Reporting Limit	Analyzed	Qualifiers
Aliphatic (C05-C08)	ug/L	ND	100	09/24/20 13:42	
Aliphatic (C09-C12)	ug/L	ND	100	09/24/20 13:42	
Aromatic (C09-C10),Unadjusted	ug/L	ND	100	09/24/20 13:42	
Total VPH	ug/L	ND	100	09/24/20 13:42	
2,5-Dibromotoluene (FID)	%	88.8	70.0-130	09/24/20 13:42	
2,5-Dibromotoluene (PID)	%	88.3	70.0-130	09/24/20 13:42	

LABORATORY CONTROL SAMPLE & LCSD: R3574186-1 R3574186-2

Parameter	Units	Spike Conc.	LCS Result	LCSD Result	LCS % Rec	LCSD % Rec	% Rec Limits	RPD	Max RPD	Qualifiers
Aliphatic (C05-C08)	ug/L	1200	1070	1080	89.2	90.0	70.0-130	0.930	25	
Aliphatic (C09-C12)	ug/L	1400	1260	1270	90.0	90.7	70.0-130	0.791	25	
Aromatic (C09-C10),Unadjusted	ug/L	200	196	202	98.0	101	70.0-130	3.02	25	
Total VPH	ug/L	2800	2530	2550	90.4	91.1	70.0-130	0.787	25	
2,5-Dibromotoluene (FID)	%				99.5	96.0	70.0-130			
2,5-Dibromotoluene (PID)	%				99.9	96.7	70.0-130			

Results presented on this page are in the units indicated by the "Units" column except where an alternate unit is presented to the right of the result.

REPORT OF LABORATORY ANALYSIS

This report shall not be reproduced, except in full,
without the written consent of Pace Analytical Services, LLC.

Pace Analytical Services, LLC
9800 Kincey Ave. Suite 100
Huntersville, NC 28078
(704)875-9092

QUALITY CONTROL DATA

Project: Colonial Pipeline (9/22 GW)
Pace Project No.: 92496817

QC Batch: 568255
QC Batch Method: EPA 3010A
Analysis Method: EPA 6010D
Analysis Description: 6010 MET
Laboratory: Pace Analytical Services - Asheville
Associated Lab Samples: 92496817001, 92496817002

METHOD BLANK: 3010973 Matrix: Water
Associated Lab Samples: 92496817001, 92496817002

Parameter	Units	Blank Result	Reporting Limit	Analyzed	Qualifiers
Lead	ug/L	ND	5.0	09/23/20 09:52	

LABORATORY CONTROL SAMPLE: 3010974

Parameter	Units	Spike Conc.	LCS Result	LCS % Rec	% Rec Limits	Qualifiers
Lead	ug/L	500	459	92	80-120	

MATRIX SPIKE & MATRIX SPIKE DUPLICATE: 3010975 3010976

Parameter	Units	92496816001 Result	MS Spike Conc.	MSD Spike Conc.	MS Result	MSD Result	MS % Rec	MSD % Rec	% Rec Limits	RPD	Qual
Lead	ug/L	ND	500	500	466	469	93	94	75-125	1	

Results presented on this page are in the units indicated by the "Units" column except where an alternate unit is presented to the right of the result.

REPORT OF LABORATORY ANALYSIS

This report shall not be reproduced, except in full,
without the written consent of Pace Analytical Services, LLC.

Pace Analytical Services, LLC
9800 Kincey Ave. Suite 100
Huntersville, NC 28078
(704)875-9092

QUALITY CONTROL DATA

Project: Colonial Pipeline (9/22 GW)
Pace Project No.: 92496817

QC Batch: 568238 | Analysis Method: SM 6200B
QC Batch Method: SM 6200B | Analysis Description: 6200B MSV
Laboratory: Pace Analytical Services - Charlotte

Associated Lab Samples: 92496816002, 92496817001, 92496817002

METHOD BLANK: 3010919 Matrix: Water
Associated Lab Samples: 92496816002, 92496817001, 92496817002

Parameter	Units	Blank Result	Reporting Limit	Analyzed	Qualifiers
1,1,1,2-Tetrachloroethane	ug/L	ND	0.50	09/23/20 12:20	
1,1,1-Trichloroethane	ug/L	ND	0.50	09/23/20 12:20	
1,1,2,2-Tetrachloroethane	ug/L	ND	0.50	09/23/20 12:20	
1,1,2-Trichloroethane	ug/L	ND	0.50	09/23/20 12:20	
1,1-Dichloroethane	ug/L	ND	0.50	09/23/20 12:20	
1,1-Dichloroethene	ug/L	ND	0.50	09/23/20 12:20	
1,1-Dichloropropene	ug/L	ND	0.50	09/23/20 12:20	
1,2,3-Trichlorobenzene	ug/L	ND	2.0	09/23/20 12:20	
1,2,3-Trichloropropane	ug/L	ND	0.50	09/23/20 12:20	
1,2,4-Trichlorobenzene	ug/L	ND	2.0	09/23/20 12:20	
1,2,4-Trimethylbenzene	ug/L	ND	0.50	09/23/20 12:20	
1,2-Dibromo-3-chloropropane	ug/L	ND	1.0	09/23/20 12:20	
1,2-Dichlorobenzene	ug/L	ND	0.50	09/23/20 12:20	
1,2-Dichloroethane	ug/L	ND	0.50	09/23/20 12:20	
1,2-Dichloropropane	ug/L	ND	0.50	09/23/20 12:20	
1,3,5-Trimethylbenzene	ug/L	ND	0.50	09/23/20 12:20	
1,3-Dichlorobenzene	ug/L	ND	0.50	09/23/20 12:20	
1,3-Dichloropropane	ug/L	ND	0.50	09/23/20 12:20	
1,4-Dichlorobenzene	ug/L	ND	0.50	09/23/20 12:20	
2,2-Dichloropropane	ug/L	ND	0.50	09/23/20 12:20	
2-Chlorotoluene	ug/L	ND	0.50	09/23/20 12:20	
4-Chlorotoluene	ug/L	ND	0.50	09/23/20 12:20	
Benzene	ug/L	ND	0.50	09/23/20 12:20	
Bromobenzene	ug/L	ND	0.50	09/23/20 12:20	
Bromochloromethane	ug/L	ND	0.50	09/23/20 12:20	
Bromodichloromethane	ug/L	ND	0.50	09/23/20 12:20	
Bromoform	ug/L	ND	0.50	09/23/20 12:20	
Bromomethane	ug/L	ND	5.0	09/23/20 12:20	
Carbon tetrachloride	ug/L	ND	0.50	09/23/20 12:20	
Chlorobenzene	ug/L	ND	0.50	09/23/20 12:20	
Chloroethane	ug/L	ND	1.0	09/23/20 12:20	
Chloroform	ug/L	ND	0.50	09/23/20 12:20	
Chloromethane	ug/L	ND	1.0	09/23/20 12:20	
cis-1,2-Dichloroethene	ug/L	ND	0.50	09/23/20 12:20	
cis-1,3-Dichloropropene	ug/L	ND	0.50	09/23/20 12:20	
Dibromochloromethane	ug/L	ND	0.50	09/23/20 12:20	
Dibromomethane	ug/L	ND	0.50	09/23/20 12:20	
Dichlorodifluoromethane	ug/L	ND	0.50	09/23/20 12:20	
Diisopropyl ether	ug/L	ND	0.50	09/23/20 12:20	
Ethylbenzene	ug/L	ND	0.50	09/23/20 12:20	

Results presented on this page are in the units indicated by the "Units" column except where an alternate unit is presented to the right of the result.

REPORT OF LABORATORY ANALYSIS

This report shall not be reproduced, except in full,
without the written consent of Pace Analytical Services, LLC.

Pace Analytical Services, LLC
9800 Kincey Ave. Suite 100
Huntersville, NC 28078
(704)875-9092

QUALITY CONTROL DATA

Project: Colonial Pipeline (9/22 GW)
Pace Project No.: 92496817

METHOD BLANK: 3010919 Matrix: Water
Associated Lab Samples: 92496816002, 92496817001, 92496817002

Parameter	Units	Blank Result	Reporting Limit	Analyzed	Qualifiers
Hexachloro-1,3-butadiene	ug/L	ND	2.0	09/23/20 12:20	
Isopropylbenzene (Cumene)	ug/L	ND	0.50	09/23/20 12:20	
m&p-Xylene	ug/L	ND	1.0	09/23/20 12:20	
Methyl-tert-butyl ether	ug/L	ND	0.50	09/23/20 12:20	
Methylene Chloride	ug/L	ND	2.0	09/23/20 12:20	
n-Butylbenzene	ug/L	ND	0.50	09/23/20 12:20	
n-Propylbenzene	ug/L	ND	0.50	09/23/20 12:20	
Naphthalene	ug/L	ND	2.0	09/23/20 12:20	
o-Xylene	ug/L	ND	0.50	09/23/20 12:20	
sec-Butylbenzene	ug/L	ND	0.50	09/23/20 12:20	
Styrene	ug/L	ND	0.50	09/23/20 12:20	
tert-Butylbenzene	ug/L	ND	0.50	09/23/20 12:20	
Tetrachloroethene	ug/L	ND	0.50	09/23/20 12:20	
Toluene	ug/L	ND	0.50	09/23/20 12:20	
trans-1,2-Dichloroethene	ug/L	ND	0.50	09/23/20 12:20	
trans-1,3-Dichloropropene	ug/L	ND	0.50	09/23/20 12:20	
Trichloroethene	ug/L	ND	0.50	09/23/20 12:20	
Trichlorofluoromethane	ug/L	ND	1.0	09/23/20 12:20	
Vinyl chloride	ug/L	ND	1.0	09/23/20 12:20	
1,2-Dichloroethane-d4 (S)	%	97	70-130	09/23/20 12:20	
4-Bromofluorobenzene (S)	%	103	70-130	09/23/20 12:20	
Toluene-d8 (S)	%	100	70-130	09/23/20 12:20	

LABORATORY CONTROL SAMPLE: 3010920

Parameter	Units	Spike Conc.	LCS Result	LCS % Rec	% Rec Limits	Qualifiers
1,1,1,2-Tetrachloroethane	ug/L	50	45.7	91	60-140	
1,1,1-Trichloroethane	ug/L	50	46.4	93	60-140	
1,1,2,2-Tetrachloroethane	ug/L	50	52.1	104	60-140	
1,1,2-Trichloroethane	ug/L	50	47.9	96	60-140	
1,1-Dichloroethane	ug/L	50	49.9	100	60-140	
1,1-Dichloroethene	ug/L	50	49.6	99	60-140	
1,1-Dichloropropene	ug/L	50	45.5	91	60-140	
1,2,3-Trichlorobenzene	ug/L	50	52.0	104	60-140	
1,2,3-Trichloropropane	ug/L	50	51.9	104	60-140	
1,2,4-Trichlorobenzene	ug/L	50	51.8	104	60-140	
1,2,4-Trimethylbenzene	ug/L	50	51.3	103	60-140	
1,2-Dibromo-3-chloropropane	ug/L	50	46.6	93	60-140	
1,2-Dichlorobenzene	ug/L	50	51.8	104	60-140	
1,2-Dichloroethane	ug/L	50	46.2	92	60-140	
1,2-Dichloropropane	ug/L	50	54.2	108	60-140	
1,3,5-Trimethylbenzene	ug/L	50	51.6	103	60-140	
1,3-Dichlorobenzene	ug/L	50	51.6	103	60-140	
1,3-Dichloropropane	ug/L	50	54.2	108	60-140	

Results presented on this page are in the units indicated by the "Units" column except where an alternate unit is presented to the right of the result.

REPORT OF LABORATORY ANALYSIS

This report shall not be reproduced, except in full,
without the written consent of Pace Analytical Services, LLC.

Pace Analytical Services, LLC
9800 Kincey Ave. Suite 100
Huntersville, NC 28078
(704)875-9092

QUALITY CONTROL DATA

Project: Colonial Pipeline (9/22 GW)
Pace Project No.: 92496817

LABORATORY CONTROL SAMPLE: 3010920

Parameter	Units	Spike Conc.	LCS Result	LCS % Rec	% Rec Limits	Qualifiers
1,4-Dichlorobenzene	ug/L	50	52.1	104	60-140	
2,2-Dichloropropane	ug/L	50	44.6	89	60-140	
2-Chlorotoluene	ug/L	50	52.4	105	60-140	
4-Chlorotoluene	ug/L	50	51.2	102	60-140	
Benzene	ug/L	50	50.4	101	60-140	
Bromobenzene	ug/L	50	49.3	99	60-140	
Bromochloromethane	ug/L	50	54.0	108	60-140	
Bromodichloromethane	ug/L	50	48.2	96	60-140	
Bromoform	ug/L	50	43.5	87	60-140	
Bromomethane	ug/L	50	40.6	81	60-140	
Carbon tetrachloride	ug/L	50	45.4	91	60-140	
Chlorobenzene	ug/L	50	49.5	99	60-140	
Chloroethane	ug/L	50	46.4	93	60-140	
Chloroform	ug/L	50	50.3	101	60-140	
Chloromethane	ug/L	50	40.1	80	60-140	
cis-1,2-Dichloroethene	ug/L	50	49.1	98	60-140	
cis-1,3-Dichloropropene	ug/L	50	49.4	99	60-140	
Dibromochloromethane	ug/L	50	45.8	92	60-140	
Dibromomethane	ug/L	50	50.0	100	60-140	
Dichlorodifluoromethane	ug/L	50	47.1	94	60-140	
Diisopropyl ether	ug/L	50	54.8	110	60-140	
Ethylbenzene	ug/L	50	49.8	100	60-140	
Hexachloro-1,3-butadiene	ug/L	50	49.2	98	60-140	
Isopropylbenzene (Cumene)	ug/L	50	49.8	100	60-140	
m&p-Xylene	ug/L	100	98.2	98	60-140	
Methyl-tert-butyl ether	ug/L	50	56.6	113	60-140	
Methylene Chloride	ug/L	50	45.1	90	60-140	
n-Butylbenzene	ug/L	50	51.1	102	60-140	
n-Propylbenzene	ug/L	50	52.4	105	60-140	
Naphthalene	ug/L	50	53.2	106	60-140	
o-Xylene	ug/L	50	49.2	98	60-140	
sec-Butylbenzene	ug/L	50	51.5	103	60-140	
Styrene	ug/L	50	52.6	105	60-140	
tert-Butylbenzene	ug/L	50	45.5	91	60-140	
Tetrachloroethene	ug/L	50	51.9	104	60-140	
Toluene	ug/L	50	49.4	99	60-140	
trans-1,2-Dichloroethene	ug/L	50	49.9	100	60-140	
trans-1,3-Dichloropropene	ug/L	50	46.3	93	60-140	
Trichloroethene	ug/L	50	52.4	105	60-140	
Trichlorofluoromethane	ug/L	50	45.2	90	60-140	
Vinyl chloride	ug/L	50	44.2	88	60-140	
1,2-Dichloroethane-d4 (S)	%			96	70-130	
4-Bromofluorobenzene (S)	%			97	70-130	
Toluene-d8 (S)	%			97	70-130	

Results presented on this page are in the units indicated by the "Units" column except where an alternate unit is presented to the right of the result.

REPORT OF LABORATORY ANALYSIS

This report shall not be reproduced, except in full,
without the written consent of Pace Analytical Services, LLC.

Pace Analytical Services, LLC
9800 Kincey Ave. Suite 100
Huntersville, NC 28078
(704)875-9092

QUALITY CONTROL DATA

Project: Colonial Pipeline (9/22 GW)
Pace Project No.: 92496817

MATRIX SPIKE & MATRIX SPIKE DUPLICATE: 3011938 3011939

Parameter	Units	92496816001 Result	MS Spike Conc.	MSD Spike Conc.	MS Result	MSD Result	MS % Rec	MSD % Rec	% Rec Limits	RPD	Qual
1,1,1,2-Tetrachloroethane	ug/L	ND	20	20	19.1	20.8	96	104	60-140	9	
1,1,1-Trichloroethane	ug/L	ND	20	20	21.3	22.6	107	113	60-140	6	
1,1,2,2-Tetrachloroethane	ug/L	ND	20	20	22.1	23.3	110	117	60-140	6	
1,1,2-Trichloroethane	ug/L	ND	20	20	21.5	21.7	107	109	60-140	1	
1,1-Dichloroethane	ug/L	ND	20	20	23.0	24.3	115	121	60-140	5	
1,1-Dichloroethene	ug/L	ND	20	20	23.5	24.6	117	123	60-140	5	
1,1-Dichloropropene	ug/L	ND	20	20	20.9	22.6	104	113	60-140	8	
1,2,3-Trichlorobenzene	ug/L	ND	20	20	22.9	21.4	115	107	60-140	7	
1,2,3-Trichloropropane	ug/L	ND	20	20	21.7	22.9	108	114	60-140	5	
1,2,4-Trichlorobenzene	ug/L	ND	20	20	22.3	22.4	111	112	60-140	1	
1,2,4-Trimethylbenzene	ug/L	ND	20	20	23.0	23.3	115	117	60-140	2	
1,2-Dibromo-3-chloropropane	ug/L	ND	20	20	20.4	23.1	102	115	60-140	12	
1,2-Dichlorobenzene	ug/L	ND	20	20	22.8	23.1	114	115	60-140	1	
1,2-Dichloroethane	ug/L	ND	20	20	20.6	21.7	103	109	60-140	5	
1,2-Dichloropropane	ug/L	ND	20	20	23.9	24.6	119	123	60-140	3	
1,3,5-Trimethylbenzene	ug/L	ND	20	20	22.4	22.5	112	112	60-140	1	
1,3-Dichlorobenzene	ug/L	ND	20	20	22.6	23.1	113	115	60-140	2	
1,3-Dichloropropane	ug/L	ND	20	20	23.6	23.9	118	119	60-140	1	
1,4-Dichlorobenzene	ug/L	ND	20	20	22.7	22.5	114	113	60-140	1	
2,2-Dichloropropane	ug/L	ND	20	20	20.9	23.2	104	116	60-140	11	
2-Chlorotoluene	ug/L	ND	20	20	22.9	23.8	115	119	60-140	4	
4-Chlorotoluene	ug/L	ND	20	20	22.1	22.7	111	113	60-140	2	
Benzene	ug/L	ND	20	20	22.7	23.7	114	118	60-140	4	
Bromobenzene	ug/L	ND	20	20	21.3	21.9	107	110	60-140	3	
Bromochloromethane	ug/L	ND	20	20	24.3	25.9	121	130	60-140	7	
Bromodichloromethane	ug/L	6.1	20	20	28.6	30.0	113	120	60-140	5	
Bromoform	ug/L	ND	20	20	20.0	22.4	100	112	60-140	11	
Bromomethane	ug/L	ND	20	20	16.5	18.2	82	91	60-140	10	
Carbon tetrachloride	ug/L	ND	20	20	21.3	25.3	106	126	60-140	17	
Chlorobenzene	ug/L	ND	20	20	23.0	22.7	115	114	60-140	1	
Chloroethane	ug/L	ND	20	20	22.2	23.6	111	118	60-140	6	
Chloroform	ug/L	36.9	20	20	59.7	59.2	114	111	60-140	1	
Chloromethane	ug/L	ND	20	20	19.1	20.0	95	100	60-140	5	
cis-1,2-Dichloroethene	ug/L	ND	20	20	23.2	24.5	116	123	60-140	5	
cis-1,3-Dichloropropene	ug/L	ND	20	20	20.9	21.8	104	109	60-140	4	
Dibromochloromethane	ug/L	1.5	20	20	21.3	22.7	99	106	60-140	6	
Dibromomethane	ug/L	ND	20	20	22.2	22.6	111	113	60-140	2	
Dichlorodifluoromethane	ug/L	ND	20	20	22.2	22.3	111	112	60-140	1	
Diisopropyl ether	ug/L	ND	20	20	23.4	24.6	117	123	60-140	5	
Ethylbenzene	ug/L	ND	20	20	22.6	23.5	113	117	60-140	4	
Hexachloro-1,3-butadiene	ug/L	ND	20	20	23.0	23.1	115	115	60-140	0	
Isopropylbenzene (Cumene)	ug/L	ND	20	20	22.5	23.2	113	116	60-140	3	
m&p-Xylene	ug/L	ND	40	40	45.2	46.5	113	116	60-140	3	
Methyl-tert-butyl ether	ug/L	ND	20	20	24.1	24.8	120	124	60-140	3	
Methylene Chloride	ug/L	ND	20	20	20.7	22.3	104	111	60-140	7	
n-Butylbenzene	ug/L	ND	20	20	22.9	23.5	115	117	60-140	2	

Results presented on this page are in the units indicated by the "Units" column except where an alternate unit is presented to the right of the result.

REPORT OF LABORATORY ANALYSIS

This report shall not be reproduced, except in full,
without the written consent of Pace Analytical Services, LLC.

Pace Analytical Services, LLC
9800 Kincey Ave. Suite 100
Huntersville, NC 28078
(704)875-9092

QUALITY CONTROL DATA

Project: Colonial Pipeline (9/22 GW)
Pace Project No.: 92496817

MATRIX SPIKE & MATRIX SPIKE DUPLICATE: 3011938 3011939

Parameter	Units	92496816001 Result	MS Spike Conc.	MSD Spike Conc.	MS Result	MSD Result	MS % Rec	MSD % Rec	% Rec Limits	RPD	Qual
n-Propylbenzene	ug/L	ND	20	20	23.0	23.5	115	118	60-140	3	
Naphthalene	ug/L	ND	20	20	22.1	22.0	111	110	60-140	1	
o-Xylene	ug/L	ND	20	20	22.6	22.9	113	115	60-140	1	
sec-Butylbenzene	ug/L	ND	20	20	22.8	23.3	114	116	60-140	2	
Styrene	ug/L	ND	20	20	23.2	23.2	116	116	60-140	0	
tert-Butylbenzene	ug/L	ND	20	20	20.4	20.8	102	104	60-140	2	
Tetrachloroethene	ug/L	ND	20	20	23.7	24.2	116	119	60-140	2	
Toluene	ug/L	ND	20	20	22.1	22.5	111	112	60-140	2	
trans-1,2-Dichloroethene	ug/L	ND	20	20	23.4	24.5	117	122	60-140	4	
trans-1,3-Dichloropropene	ug/L	ND	20	20	20.1	21.7	100	109	60-140	8	
Trichloroethene	ug/L	ND	20	20	24.4	24.8	122	124	60-140	2	
Trichlorofluoromethane	ug/L	ND	20	20	22.5	22.9	113	115	60-140	2	
Vinyl chloride	ug/L	ND	20	20	21.1	21.8	105	109	60-140	3	
1,2-Dichloroethane-d4 (S)	%						99	98	70-130		
4-Bromofluorobenzene (S)	%						99	99	70-130		
Toluene-d8 (S)	%						99	99	70-130		

Results presented on this page are in the units indicated by the "Units" column except where an alternate unit is presented to the right of the result.

REPORT OF LABORATORY ANALYSIS

This report shall not be reproduced, except in full,
without the written consent of Pace Analytical Services, LLC.

Pace Analytical Services, LLC
9800 Kincey Ave. Suite 100
Huntersville, NC 28078
(704)875-9092

QUALITY CONTROL DATA

Project: Colonial Pipeline (9/22 GW)
Pace Project No.: 92496817

QC Batch: 568327
QC Batch Method: EPA 504.1
Analysis Method: EPA 504.1
Analysis Description: GCS 504 EDB DBCP
Laboratory: Pace Analytical Services - Charlotte
Associated Lab Samples: 92496817001, 92496817002

METHOD BLANK: 3011164 Matrix: Water
Associated Lab Samples: 92496817001, 92496817002

Parameter	Units	Blank Result	Reporting Limit	Analyzed	Qualifiers
1,2-Dibromoethane (EDB)	ug/L	ND	0.020	09/23/20 11:20	
1-Chloro-2-bromopropane (S)	%	113	70-130	09/23/20 11:20	

LABORATORY CONTROL SAMPLE & LCSD: 3011165 3011166

Parameter	Units	Spike Conc.	LCS Result	LCSD Result	LCS % Rec	LCSD % Rec	% Rec Limits	RPD	Max RPD	Qualifiers
1,2-Dibromoethane (EDB)	ug/L	0.26	0.43	0.30	165	118	70-130	35	20	L1,R1
1-Chloro-2-bromopropane (S)	%				113	116	70-130			

MATRIX SPIKE & MATRIX SPIKE DUPLICATE: 3011167 3011168

Parameter	Units	92496816001 Result	MS Spike Conc.	MSD Spike Conc.	MS Result	MSD Result	MS % Rec	MSD % Rec	% Rec Limits	RPD	Qual
1,2-Dibromoethane (EDB)	ug/L	ND	0.26	0.26	0.29	0.30	112	114	65-135	1	
1-Chloro-2-bromopropane (S)	%						109	111	70-130		

SAMPLE DUPLICATE: 3011169

Parameter	Units	92496817001 Result	Dup Result	RPD	Qualifiers
1,2-Dibromoethane (EDB)	ug/L	ND	ND		
1-Chloro-2-bromopropane (S)	%	110	109		

Results presented on this page are in the units indicated by the "Units" column except where an alternate unit is presented to the right of the result.

REPORT OF LABORATORY ANALYSIS

This report shall not be reproduced, except in full,
without the written consent of Pace Analytical Services, LLC.

Pace Analytical Services, LLC
9800 Kincey Ave. Suite 100
Huntersville, NC 28078
(704)875-9092

QUALIFIERS

Project: Colonial Pipeline (9/22 GW)
Pace Project No.: 92496817

DEFINITIONS

DF - Dilution Factor, if reported, represents the factor applied to the reported data due to dilution of the sample aliquot.

ND - Not Detected at or above adjusted reporting limit.

TNTC - Too Numerous To Count

J - Estimated concentration above the adjusted method detection limit and below the adjusted reporting limit.

MDL - Adjusted Method Detection Limit.

PQL - Practical Quantitation Limit.

RL - Reporting Limit - The lowest concentration value that meets project requirements for quantitative data with known precision and bias for a specific analyte in a specific matrix.

S - Surrogate

1,2-Diphenylhydrazine decomposes to and cannot be separated from Azobenzene using Method 8270. The result for each analyte is a combined concentration.

Consistent with EPA guidelines, unrounded data are displayed and have been used to calculate % recovery and RPD values.

LCS(D) - Laboratory Control Sample (Duplicate)

MS(D) - Matrix Spike (Duplicate)

DUP - Sample Duplicate

RPD - Relative Percent Difference

NC - Not Calculable.

SG - Silica Gel - Clean-Up

U - Indicates the compound was analyzed for, but not detected.

Acid preservation may not be appropriate for 2 Chloroethylvinyl ether.

A separate vial preserved to a pH of 4-5 is recommended in SW846 Chapter 4 for the analysis of Acrolein and Acrylonitrile by EPA Method 8260.

N-Nitrosodiphenylamine decomposes and cannot be separated from Diphenylamine using Method 8270. The result reported for each analyte is a combined concentration.

Pace Analytical is TNI accredited. Contact your Pace PM for the current list of accredited analytes.

TNI - The NELAC Institute.

ANALYTE QUALIFIERS

L1	Analyte recovery in the laboratory control sample (LCS) was above QC limits. Results for this analyte in associated samples may be biased high.
R1	RPD value was outside control limits.

This report shall not be reproduced, except in full,
without the written consent of Pace Analytical Services, LLC.

Pace Analytical Services, LLC
9800 Kincey Ave. Suite 100
Huntersville, NC 28078
(704)875-9092

QUALITY CONTROL DATA CROSS REFERENCE TABLE

Project: Colonial Pipeline (9/22 GW)
Pace Project No.: 92496817

Lab ID	Sample ID	QC Batch Method	QC Batch	Analytical Method	Analytical Batch
92496817001	**MW-49**	EPA 504.1	568327	EPA 504.1	568438
92496817002	**MW-51**	EPA 504.1	568327	EPA 504.1	568438
92496817001	**MW-49**	MADEPV	1548703	MADEP VPH	1548703
92496817002	**MW-51**	MADEPV	1548703	MADEP VPH	1548703
92496817001	**MW-49**	EPA 3010A	568255	EPA 6010D	568279
92496817002	**MW-51**	EPA 3010A	568255	EPA 6010D	568279
92496816002	**TB-20200922**	SM 6200B	568238		
92496817001	**MW-49**	SM 6200B	568238		
92496817002	**MW-51**	SM 6200B	568238		

This report shall not be reproduced, except in full,
without the written consent of Pace Analytical Services, LLC.

Pace Analytical®

CHAIN-OF-CUSTODY Analytical Request Document

Chain-of-Custody is a LEGAL DOCUMENT - Complete all relevent fields

LAB U... Workorder/Login Label Here or List Pace Workorder Number or

WO# : 92496817

92496817

Con... .Y

Company: AECOM	Billing Information:
Address:	
Report To: A Wresdning	Email To:
Copy To:	Site Collection Info/Address:
Customer Project Name/Number: Colonial Pipeline	State: / County/City: Time Zone Collected: [ ] PT [ ] MT [ ] CT [ ] ET
Phone: Email:	Site/Facility ID #: Compliance Monitoring? [ ] Yes [ ] No
Collected By (print): A Wresdning	Purchase Order #: Quote #: DW PWS ID #: DW Location Code:
Collected By (signature):	Turnaround Date Required: Immediately Packed on Ice: [✓] Yes [ ] No
Sample Disposal: [ ] Dispose as appropriate [ ] Return [ ] Archive: ____ [ ] Hold: ____	Rush: [ ] Same Day [✓] Next Day [ ] 2 Day [ ] 3 Day [ ] 4 Day [ ] 5 Day (Expedite Charges Apply) Field Filtered (if applicable): [ ] Yes [ ] No Analysis: ____

** Preservative Types: (1) nitric acid, (2) sulfuric acid, (3) hydrochloric acid, (4) sodium hydroxide, (5) zinc acetate, (6) methanol, (7) sodium bisulfate, (8) sodium thiosulfate, (9) hexane, (A) ascorbic acid, (B) ammonium sulfate, (C) ammonium hydroxide, (D) TSP, (U) Unpreserved, (O) Other ____

* Matrix Codes (Insert in Matrix box below): Drinking Water (DW), Ground Water (GW), Wastewater (WW), Product (P), Soil/Solid (SL), Oil (OL), Wipe (WP), Air (AR), Tissue (TS), Bioassay (B), Vapor (V), Other (OT)

Analyses

Customer Sample ID	Matrix *	Comp / Grab	Collected (or Composite Start) Date	Time	Composite End Date	Time	Res Cl	# of Ctns	6200	VPH	Lead	EDB						
~~[illegible]~~			~~9/20~~						X	X	X	X						
MW-49		a	9/22	1500					X	X	X	X						oe1
~~[illegible]~~																		
MW-51		a	9/22	1510					X	X	X	X						oe2
~~TB-220922~~																		
TB-2020922	TB								X									

Lab Profile/Line:

Lab Sample Receipt Checklist:

Custody Seals Present/Intact	Y (N) NA
Custody Signatures Present	(Y) N NA
Collector Signature Present	(Y) N NA
Bottles Intact	Y N NA
Correct Bottles	(Y) N NA
Sufficient Volume	(Y) N NA
Samples Received on Ice	(Y) N NA
VOA - Headspace Acceptable	(Y) N NA
USDA Regulated Soils	Y N (NA)
Samples in Holding Time	(Y) N NA
Residual Chlorine Present	Y N (NA)
Cl Strips: ____	
Sample pH Acceptable	(Y) N NA
pH Strips: 232518V	
Sulfide Present	Y N NA
Lead Acetate Strips: ____	

LAB USE ONLY:
Lab Sample # / Comments: 92496817

Customer Remarks / Special Conditions / Possible Hazards: Separate reports

Type of Ice Used: (Wet) Blue Dry None

Packing Material Used: Bubble Bags

Radchem sample(s) screened (<500 cpm): Y N (NA)

SHORT HOLDS PRESENT (<72 hours): Y (N) N/A

Lab Tracking #: 2528909

Samples received via: FEDEX UPS (Client) Courier Pace Courier

Lab Sample Temperature Info:
Temp Blank Received: Y N (NA)
Therm ID#: 92T061
Cooler 1 Temp Upon Receipt: 28 oC
Cooler 1 Therm Corr. Factor: 0 oC
Cooler 1 Corrected Temp: 28 oC
Comments:

Relinquished by/Company: (Signature)	Date/Time:	Received by/Company: (Signature)	Date/Time:
AECOM	9/22 1800	BB PACE HVL	9/22/20 1800
Relinquished by/Company: (Signature)	Date/Time:	Received by/Company: (Signature)	Date/Time:
Relinquished by/Company: (Signature)	Date/Time:	Received by/Company: (Signature)	Date/Time:

MTJL LAB USE ONLY
Table #:
Acctnum:
Template:
Prelogin:
PM:
PB:

Trip Blank Received: (Y) N NA
(HCL) MeOH TSP Other

Non Conformance(s): YES / (NO)

Page: ____ of: ____

Pace Analytical Services, LLC
9800 Kincey Ave. Suite 100
Huntersville, NC 28078
(704)875-9092

September 25, 2020

Andrew Wreschnig
AECOM
6000 Fairview Road
Suite 200
Charlotte, NC 28210

RE: Project: Colonial Pipeline (9/22 GW)
Pace Project No.: 92497017

Dear Andrew Wreschnig:

Enclosed are the analytical results for sample(s) received by the laboratory on September 23, 2020. The results relate only to the samples included in this report. Results reported herein conform to the applicable TNI/NELAC Standards and the laboratory's Quality Manual, where applicable, unless otherwise noted in the body of the report.

The test results provided in this final report were generated by each of the following laboratories within the Pace Network:

- Pace National - Mt. Juliet
- Pace Analytical Services - Asheville
- Pace Analytical Services - Charlotte

If you have any questions concerning this report, please feel free to contact me.

Sincerely,

Nicole Gasiorowski
nicole.gasiorowski@pacelabs.com
(704)875-9092
Project Manager

Enclosures

cc: Jeff Morrison, Colonial Pipeline Company

This report shall not be reproduced, except in full,
without the written consent of Pace Analytical Services, LLC.

Pace Analytical Services, LLC
9800 Kincey Ave. Suite 100
Huntersville, NC 28078
(704)875-9092

CERTIFICATIONS

Project: Colonial Pipeline (9/22 GW)
Pace Project No.: 92497017

Pace Analytical Services National

12065 Lebanon Road, Mt. Juliet, TN 37122
Alabama Certification #: 40660
Alaska Certification 17-026
Arizona Certification #: AZ0612
Arkansas Certification #: 88-0469
California Certification #: 2932
Canada Certification #: 1461.01
Colorado Certification #: TN00003
Connecticut Certification #: PH-0197
DOD Certification: #1461.01
EPA# TN00003
Florida Certification #: E87487
Georgia DW Certification #: 923
Georgia Certification: NELAP
Idaho Certification #: TN00003
Illinois Certification #: 200008
Indiana Certification #: C-TN-01
Iowa Certification #: 364
Kansas Certification #: E-10277
Kentucky UST Certification #: 16
Kentucky Certification #: 90010
Louisiana Certification #: AI30792
Louisiana DW Certification #: LA180010
Maine Certification #: TN0002
Maryland Certification #: 324
Massachusetts Certification #: M-TN003
Michigan Certification #: 9958
Minnesota Certification #: 047-999-395
Mississippi Certification #: TN00003
Missouri Certification #: 340
Montana Certification #: CERT0086
Nebraska Certification #: NE-OS-15-05
Nevada Certification #: TN-03-2002-34
New Hampshire Certification #: 2975
New Jersey Certification #: TN002
New Mexico DW Certification
New York Certification #: 11742
North Carolina Aquatic Toxicity Certification #: 41
North Carolina Drinking Water Certification #: 21704
North Carolina Environmental Certificate #: 375
North Dakota Certification #: R-140
Ohio VAP Certification #: CL0069
Oklahoma Certification #: 9915
Oregon Certification #: TN200002
Pennsylvania Certification #: 68-02979
Rhode Island Certification #: LAO00356
South Carolina Certification #: 84004
South Dakota Certification
Tennessee DW/Chem/Micro Certification #: 2006
Texas Mold Certification #: LAB0152
Texas Certification #: T 104704245-17-14
USDA Soil Permit #: P330-15-00234
Utah Certification #: TN00003
Vermont Dept. of Health: ID# VT-2006
Virginia Certification #: VT2006
Virginia Certification #: 460132
Washington Certification #: C847
West Virginia Certification #: 233
Wisconsin Certification #: 9980939910
Wyoming UST Certification #: via A2LA 2926.01
A2LA-ISO 17025 Certification #: 1461.01
A2LA-ISO 17025 Certification #: 1461.02
AIHA-LAP/LLC EMLAP Certification #:100789

Pace Analytical Services Charlotte

9800 Kincey Ave. Ste 100, Huntersville, NC 28078
Louisiana/NELAP Certification # LA170028
North Carolina Drinking Water Certification #: 37706
North Carolina Field Services Certification #: 5342
North Carolina Wastewater Certification #: 12
South Carolina Certification #: 99006001
Florida/NELAP Certification #: E87627
Kentucky UST Certification #: 84
Virginia/VELAP Certification #: 460221

Pace Analytical Services Asheville

2225 Riverside Drive, Asheville, NC 28804
Florida/NELAP Certification #: E87648
Massachusetts Certification #: M-NC030
North Carolina Drinking Water Certification #: 37712
North Carolina Wastewater Certification #: 40
South Carolina Certification #: 99030001
Virginia/VELAP Certification #: 460222

REPORT OF LABORATORY ANALYSIS

This report shall not be reproduced, except in full,
without the written consent of Pace Analytical Services, LLC.

Pace Analytical Services, LLC
9800 Kincey Ave. Suite 100
Huntersville, NC 28078
(704)875-9092

SAMPLE ANALYTE COUNT

Project: Colonial Pipeline (9/22 GW)
Pace Project No.: 92497017

Lab ID	Sample ID	Method	Analysts	Analytes Reported	Laboratory
92497017001	**MW-50**	EPA 504.1	BAJ	2	PASI-C
		MADEP VPH	BMB	6	PAN
		EPA 6010D	SH1	1	PASI-A
		SM 6200B	SAS	62	PASI-C
92497017002	**TB-20200923**	SM 6200B	SAS	62	PASI-C

PAN = Pace National - Mt. Juliet
PASI-A = Pace Analytical Services - Asheville
PASI-C = Pace Analytical Services - Charlotte

REPORT OF LABORATORY ANALYSIS

This report shall not be reproduced, except in full,
without the written consent of Pace Analytical Services, LLC.

Pace Analytical Services, LLC
9800 Kincey Ave. Suite 100
Huntersville, NC 28078
(704)875-9092

ANALYTICAL RESULTS

Project: Colonial Pipeline (9/22 GW)
Pace Project No.: 92497017

Sample: MW-50 **Lab ID: 92497017001** Collected: 09/22/20 19:00 Received: 09/23/20 10:45 Matrix: Water

Parameters	Results	Units	Report Limit	DF	Prepared	Analyzed	CAS No.	Qual
504 GCS EDB and DBCP	Analytical Method: EPA 504.1 Preparation Method: EPA 504.1							
	Pace Analytical Services - Charlotte							
1,2-Dibromoethane (EDB)	ND	ug/L	0.020	1	09/23/20 16:31	09/23/20 21:53	106-93-4	L1
Surrogates								
1-Chloro-2-bromopropane (S)	128	%	70-130	1	09/23/20 16:31	09/23/20 21:53	301-79-56	
MADEPV	Analytical Method: MADEP VPH Preparation Method: MADEPV							
	Pace National - Mt. Juliet							
Aliphatic (C05-C08)	**1570**	ug/L	100	1	09/24/20 15:34	09/24/20 15:34		
Aliphatic (C09-C12)	**284**	ug/L	100	1	09/24/20 15:34	09/24/20 15:34		
Aromatic (C09-C10),Unadjusted	ND	ug/L	100	1	09/24/20 15:34	09/24/20 15:34	TPHC9C10A	
Total VPH	**1930**	ug/L	100	1	09/24/20 15:34	09/24/20 15:34	VPH	
Surrogates								
2,5-Dibromotoluene (FID)	93.6	%	70.0-130	1	09/24/20 15:34	09/24/20 15:34	615-59-8FID	
2,5-Dibromotoluene (PID)	94.8	%	70.0-130	1	09/24/20 15:34	09/24/20 15:34	615-59-8PID	
6010 MET ICP	Analytical Method: EPA 6010D Preparation Method: EPA 3010A							
	Pace Analytical Services - Asheville							
Lead	**6.7**	ug/L	5.0	1	09/24/20 01:35	09/24/20 10:23	7439-92-1	
6200B MSV	Analytical Method: SM 6200B							
	Pace Analytical Services - Charlotte							
Benzene	**205**	ug/L	2.0	4		09/24/20 09:16	71-43-2	
Bromobenzene	ND	ug/L	2.0	4		09/24/20 09:16	108-86-1	
Bromochloromethane	ND	ug/L	2.0	4		09/24/20 09:16	74-97-5	
Bromodichloromethane	ND	ug/L	2.0	4		09/24/20 09:16	75-27-4	
Bromoform	ND	ug/L	2.0	4		09/24/20 09:16	75-25-2	
Bromomethane	ND	ug/L	20.0	4		09/24/20 09:16	74-83-9	
n-Butylbenzene	ND	ug/L	2.0	4		09/24/20 09:16	104-51-8	
sec-Butylbenzene	ND	ug/L	2.0	4		09/24/20 09:16	135-98-8	
tert-Butylbenzene	ND	ug/L	2.0	4		09/24/20 09:16	98-06-6	
Carbon tetrachloride	ND	ug/L	2.0	4		09/24/20 09:16	56-23-5	
Chlorobenzene	ND	ug/L	2.0	4		09/24/20 09:16	108-90-7	
Chloroethane	ND	ug/L	4.0	4		09/24/20 09:16	75-00-3	
Chloroform	**5.9**	ug/L	2.0	4		09/24/20 09:16	67-66-3	
Chloromethane	ND	ug/L	4.0	4		09/24/20 09:16	74-87-3	
2-Chlorotoluene	ND	ug/L	2.0	4		09/24/20 09:16	95-49-8	
4-Chlorotoluene	ND	ug/L	2.0	4		09/24/20 09:16	106-43-4	
1,2-Dibromo-3-chloropropane	ND	ug/L	4.0	4		09/24/20 09:16	96-12-8	
Dibromochloromethane	ND	ug/L	2.0	4		09/24/20 09:16	124-48-1	
Dibromomethane	ND	ug/L	2.0	4		09/24/20 09:16	74-95-3	
1,2-Dichlorobenzene	ND	ug/L	2.0	4		09/24/20 09:16	95-50-1	
1,3-Dichlorobenzene	ND	ug/L	2.0	4		09/24/20 09:16	541-73-1	
1,4-Dichlorobenzene	ND	ug/L	2.0	4		09/24/20 09:16	106-46-7	
Dichlorodifluoromethane	ND	ug/L	2.0	4		09/24/20 09:16	75-71-8	
1,1-Dichloroethane	ND	ug/L	2.0	4		09/24/20 09:16	75-34-3	
1,2-Dichloroethane	ND	ug/L	2.0	4		09/24/20 09:16	107-06-2	
1,1-Dichloroethene	ND	ug/L	2.0	4		09/24/20 09:16	75-35-4	

REPORT OF LABORATORY ANALYSIS

This report shall not be reproduced, except in full,
without the written consent of Pace Analytical Services, LLC.

Pace Analytical Services, LLC
9800 Kincey Ave. Suite 100
Huntersville, NC 28078
(704)875-9092

ANALYTICAL RESULTS

Project: Colonial Pipeline (9/22 GW)
Pace Project No.: 92497017

Sample: MW-50 **Lab ID: 92497017001** Collected: 09/22/20 19:00 Received: 09/23/20 10:45 Matrix: Water

Parameters	Results	Units	Report Limit	DF	Prepared	Analyzed	CAS No.	Qual
6200B MSV	Analytical Method: SM 6200B Pace Analytical Services - Charlotte							
cis-1,2-Dichloroethene	ND	ug/L	2.0	4		09/24/20 09:16	156-59-2	
trans-1,2-Dichloroethene	ND	ug/L	2.0	4		09/24/20 09:16	156-60-5	
1,2-Dichloropropane	ND	ug/L	2.0	4		09/24/20 09:16	78-87-5	
1,3-Dichloropropane	ND	ug/L	2.0	4		09/24/20 09:16	142-28-9	
2,2-Dichloropropane	ND	ug/L	2.0	4		09/24/20 09:16	594-20-7	
1,1-Dichloropropene	ND	ug/L	2.0	4		09/24/20 09:16	563-58-6	
cis-1,3-Dichloropropene	ND	ug/L	2.0	4		09/24/20 09:16	10061-01-5	
trans-1,3-Dichloropropene	ND	ug/L	2.0	4		09/24/20 09:16	10061-02-6	
Diisopropyl ether	**37.2**	ug/L	2.0	4		09/24/20 09:16	108-20-3	
Ethylbenzene	**20.2**	ug/L	2.0	4		09/24/20 09:16	100-41-4	
Hexachloro-1,3-butadiene	ND	ug/L	8.0	4		09/24/20 09:16	87-68-3	
Isopropylbenzene (Cumene)	ND	ug/L	2.0	4		09/24/20 09:16	98-82-8	
Methylene Chloride	ND	ug/L	8.0	4		09/24/20 09:16	75-09-2	
Methyl-tert-butyl ether	**24.3**	ug/L	2.0	4		09/24/20 09:16	1634-04-4	
Naphthalene	ND	ug/L	8.0	4		09/24/20 09:16	91-20-3	
n-Propylbenzene	ND	ug/L	2.0	4		09/24/20 09:16	103-65-1	
Styrene	ND	ug/L	2.0	4		09/24/20 09:16	100-42-5	
1,1,1,2-Tetrachloroethane	ND	ug/L	2.0	4		09/24/20 09:16	630-20-6	
1,1,2,2-Tetrachloroethane	ND	ug/L	2.0	4		09/24/20 09:16	79-34-5	
Tetrachloroethene	ND	ug/L	2.0	4		09/24/20 09:16	127-18-4	
Toluene	**375**	ug/L	2.0	4		09/24/20 09:16	108-88-3	
1,2,3-Trichlorobenzene	ND	ug/L	8.0	4		09/24/20 09:16	87-61-6	
1,2,4-Trichlorobenzene	ND	ug/L	8.0	4		09/24/20 09:16	120-82-1	
1,1,1-Trichloroethane	ND	ug/L	2.0	4		09/24/20 09:16	71-55-6	
1,1,2-Trichloroethane	ND	ug/L	2.0	4		09/24/20 09:16	79-00-5	
Trichloroethene	ND	ug/L	2.0	4		09/24/20 09:16	79-01-6	
Trichlorofluoromethane	ND	ug/L	4.0	4		09/24/20 09:16	75-69-4	
1,2,3-Trichloropropane	ND	ug/L	2.0	4		09/24/20 09:16	96-18-4	
1,2,4-Trimethylbenzene	**11.0**	ug/L	2.0	4		09/24/20 09:16	95-63-6	
1,3,5-Trimethylbenzene	ND	ug/L	2.0	4		09/24/20 09:16	108-67-8	
Vinyl chloride	ND	ug/L	4.0	4		09/24/20 09:16	75-01-4	
m&p-Xylene	**77.3**	ug/L	4.0	4		09/24/20 09:16	179601-23-1	
o-Xylene	**54.2**	ug/L	2.0	4		09/24/20 09:16	95-47-6	
Surrogates								
1,2-Dichloroethane-d4 (S)	100	%	70-130	4		09/24/20 09:16	17060-07-0	
4-Bromofluorobenzene (S)	100	%	70-130	4		09/24/20 09:16	460-00-4	
Toluene-d8 (S)	100	%	70-130	4		09/24/20 09:16	2037-26-5	

REPORT OF LABORATORY ANALYSIS

This report shall not be reproduced, except in full,
without the written consent of Pace Analytical Services, LLC.

Pace Analytical Services, LLC
9800 Kincey Ave. Suite 100
Huntersville, NC 28078
(704)875-9092

ANALYTICAL RESULTS

Project: Colonial Pipeline (9/22 GW)
Pace Project No.: 92497017

Sample: TB-20200923 **Lab ID: 92497017002** Collected: 09/23/20 00:00 Received: 09/23/20 10:45 Matrix: Water

Parameters	Results	Units	Report Limit	DF	Prepared	Analyzed	CAS No.	Qual
6200B MSV	Analytical Method: SM 6200B Pace Analytical Services - Charlotte							
Benzene	ND	ug/L	0.50	1		09/24/20 08:23	71-43-2	
Bromobenzene	ND	ug/L	0.50	1		09/24/20 08:23	108-86-1	
Bromochloromethane	ND	ug/L	0.50	1		09/24/20 08:23	74-97-5	
Bromodichloromethane	ND	ug/L	0.50	1		09/24/20 08:23	75-27-4	
Bromoform	ND	ug/L	0.50	1		09/24/20 08:23	75-25-2	
Bromomethane	ND	ug/L	5.0	1		09/24/20 08:23	74-83-9	
n-Butylbenzene	ND	ug/L	0.50	1		09/24/20 08:23	104-51-8	
sec-Butylbenzene	ND	ug/L	0.50	1		09/24/20 08:23	135-98-8	
tert-Butylbenzene	ND	ug/L	0.50	1		09/24/20 08:23	98-06-6	
Carbon tetrachloride	ND	ug/L	0.50	1		09/24/20 08:23	56-23-5	
Chlorobenzene	ND	ug/L	0.50	1		09/24/20 08:23	108-90-7	
Chloroethane	ND	ug/L	1.0	1		09/24/20 08:23	75-00-3	
Chloroform	ND	ug/L	0.50	1		09/24/20 08:23	67-66-3	
Chloromethane	ND	ug/L	1.0	1		09/24/20 08:23	74-87-3	
2-Chlorotoluene	ND	ug/L	0.50	1		09/24/20 08:23	95-49-8	
4-Chlorotoluene	ND	ug/L	0.50	1		09/24/20 08:23	106-43-4	
1,2-Dibromo-3-chloropropane	ND	ug/L	1.0	1		09/24/20 08:23	96-12-8	
Dibromochloromethane	ND	ug/L	0.50	1		09/24/20 08:23	124-48-1	
Dibromomethane	ND	ug/L	0.50	1		09/24/20 08:23	74-95-3	
1,2-Dichlorobenzene	ND	ug/L	0.50	1		09/24/20 08:23	95-50-1	
1,3-Dichlorobenzene	ND	ug/L	0.50	1		09/24/20 08:23	541-73-1	
1,4-Dichlorobenzene	ND	ug/L	0.50	1		09/24/20 08:23	106-46-7	
Dichlorodifluoromethane	ND	ug/L	0.50	1		09/24/20 08:23	75-71-8	
1,1-Dichloroethane	ND	ug/L	0.50	1		09/24/20 08:23	75-34-3	
1,2-Dichloroethane	ND	ug/L	0.50	1		09/24/20 08:23	107-06-2	
1,1-Dichloroethene	ND	ug/L	0.50	1		09/24/20 08:23	75-35-4	
cis-1,2-Dichloroethene	ND	ug/L	0.50	1		09/24/20 08:23	156-59-2	
trans-1,2-Dichloroethene	ND	ug/L	0.50	1		09/24/20 08:23	156-60-5	
1,2-Dichloropropane	ND	ug/L	0.50	1		09/24/20 08:23	78-87-5	
1,3-Dichloropropane	ND	ug/L	0.50	1		09/24/20 08:23	142-28-9	
2,2-Dichloropropane	ND	ug/L	0.50	1		09/24/20 08:23	594-20-7	
1,1-Dichloropropene	ND	ug/L	0.50	1		09/24/20 08:23	563-58-6	
cis-1,3-Dichloropropene	ND	ug/L	0.50	1		09/24/20 08:23	10061-01-5	
trans-1,3-Dichloropropene	ND	ug/L	0.50	1		09/24/20 08:23	10061-02-6	
Diisopropyl ether	ND	ug/L	0.50	1		09/24/20 08:23	108-20-3	
Ethylbenzene	ND	ug/L	0.50	1		09/24/20 08:23	100-41-4	
Hexachloro-1,3-butadiene	ND	ug/L	2.0	1		09/24/20 08:23	87-68-3	
Isopropylbenzene (Cumene)	ND	ug/L	0.50	1		09/24/20 08:23	98-82-8	
Methylene Chloride	ND	ug/L	2.0	1		09/24/20 08:23	75-09-2	
Methyl-tert-butyl ether	ND	ug/L	0.50	1		09/24/20 08:23	1634-04-4	
Naphthalene	ND	ug/L	2.0	1		09/24/20 08:23	91-20-3	
n-Propylbenzene	ND	ug/L	0.50	1		09/24/20 08:23	103-65-1	
Styrene	ND	ug/L	0.50	1		09/24/20 08:23	100-42-5	
1,1,1,2-Tetrachloroethane	ND	ug/L	0.50	1		09/24/20 08:23	630-20-6	
1,1,2,2-Tetrachloroethane	ND	ug/L	0.50	1		09/24/20 08:23	79-34-5	
Tetrachloroethene	ND	ug/L	0.50	1		09/24/20 08:23	127-18-4	

REPORT OF LABORATORY ANALYSIS

This report shall not be reproduced, except in full,
without the written consent of Pace Analytical Services, LLC.

Pace Analytical Services, LLC
9800 Kincey Ave. Suite 100
Huntersville, NC 28078
(704)875-9092

ANALYTICAL RESULTS

Project: Colonial Pipeline (9/22 GW)
Pace Project No.: 92497017

Sample: TB-20200923 **Lab ID: 92497017002** Collected: 09/23/20 00:00 Received: 09/23/20 10:45 Matrix: Water

Parameters	Results	Units	Report Limit	DF	Prepared	Analyzed	CAS No.	Qual
6200B MSV	Analytical Method: SM 6200B Pace Analytical Services - Charlotte							
Toluene	ND	ug/L	0.50	1		09/24/20 08:23	108-88-3	
1,2,3-Trichlorobenzene	ND	ug/L	2.0	1		09/24/20 08:23	87-61-6	
1,2,4-Trichlorobenzene	ND	ug/L	2.0	1		09/24/20 08:23	120-82-1	
1,1,1-Trichloroethane	ND	ug/L	0.50	1		09/24/20 08:23	71-55-6	
1,1,2-Trichloroethane	ND	ug/L	0.50	1		09/24/20 08:23	79-00-5	
Trichloroethene	ND	ug/L	0.50	1		09/24/20 08:23	79-01-6	
Trichlorofluoromethane	ND	ug/L	1.0	1		09/24/20 08:23	75-69-4	
1,2,3-Trichloropropane	ND	ug/L	0.50	1		09/24/20 08:23	96-18-4	
1,2,4-Trimethylbenzene	ND	ug/L	0.50	1		09/24/20 08:23	95-63-6	
1,3,5-Trimethylbenzene	ND	ug/L	0.50	1		09/24/20 08:23	108-67-8	
Vinyl chloride	ND	ug/L	1.0	1		09/24/20 08:23	75-01-4	
m&p-Xylene	ND	ug/L	1.0	1		09/24/20 08:23	179601-23-1	
o-Xylene	ND	ug/L	0.50	1		09/24/20 08:23	95-47-6	
Surrogates								
1,2-Dichloroethane-d4 (S)	100	%	70-130	1		09/24/20 08:23	17060-07-0	
4-Bromofluorobenzene (S)	100	%	70-130	1		09/24/20 08:23	460-00-4	
Toluene-d8 (S)	103	%	70-130	1		09/24/20 08:23	2037-26-5	

REPORT OF LABORATORY ANALYSIS

This report shall not be reproduced, except in full,
without the written consent of Pace Analytical Services, LLC.

Pace Analytical Services, LLC
9800 Kincey Ave. Suite 100
Huntersville, NC 28078
(704)875-9092

QUALITY CONTROL DATA

Project: Colonial Pipeline (9/22 GW)
Pace Project No.: 92497017

QC Batch: 1548703
QC Batch Method: MADEPV
Analysis Method: MADEP VPH
Analysis Description: MADEPV
Laboratory: Pace National - Mt. Juliet

Associated Lab Samples: 92497017001

METHOD BLANK: R3574186-3 Matrix: Water
Associated Lab Samples: 92497017001

Parameter	Units	Blank Result	Reporting Limit	Analyzed	Qualifiers
Aliphatic (C05-C08)	ug/L	ND	100	09/24/20 13:42	
Aliphatic (C09-C12)	ug/L	ND	100	09/24/20 13:42	
Aromatic (C09-C10),Unadjusted	ug/L	ND	100	09/24/20 13:42	
Total VPH	ug/L	ND	100	09/24/20 13:42	
2,5-Dibromotoluene (FID)	%	88.8	70.0-130	09/24/20 13:42	
2,5-Dibromotoluene (PID)	%	88.3	70.0-130	09/24/20 13:42	

LABORATORY CONTROL SAMPLE & LCSD: R3574186-1 R3574186-2

Parameter	Units	Spike Conc.	LCS Result	LCSD Result	LCS % Rec	LCSD % Rec	% Rec Limits	RPD	Max RPD	Qualifiers
Aliphatic (C05-C08)	ug/L	1200	1070	1080	89.2	90.0	70.0-130	0.930	25	
Aliphatic (C09-C12)	ug/L	1400	1260	1270	90.0	90.7	70.0-130	0.791	25	
Aromatic (C09-C10),Unadjusted	ug/L	200	196	202	98.0	101	70.0-130	3.02	25	
Total VPH	ug/L	2800	2530	2550	90.4	91.1	70.0-130	0.787	25	
2,5-Dibromotoluene (FID)	%				99.5	96.0	70.0-130			
2,5-Dibromotoluene (PID)	%				99.9	96.7	70.0-130			

Results presented on this page are in the units indicated by the "Units" column except where an alternate unit is presented to the right of the result.

REPORT OF LABORATORY ANALYSIS

This report shall not be reproduced, except in full,
without the written consent of Pace Analytical Services, LLC.

Pace Analytical Services, LLC
9800 Kincey Ave. Suite 100
Huntersville, NC 28078
(704)875-9092

QUALITY CONTROL DATA

Project: Colonial Pipeline (9/22 GW)
Pace Project No.: 92497017

QC Batch: 568565
QC Batch Method: EPA 3010A
Analysis Method: EPA 6010D
Analysis Description: 6010 MET
Laboratory: Pace Analytical Services - Asheville
Associated Lab Samples: 92497017001

METHOD BLANK: 3012577 Matrix: Water
Associated Lab Samples: 92497017001

Parameter	Units	Blank Result	Reporting Limit	Analyzed	Qualifiers
Lead	ug/L	ND	5.0	09/24/20 10:17	

LABORATORY CONTROL SAMPLE: 3012578

Parameter	Units	Spike Conc.	LCS Result	LCS % Rec	% Rec Limits	Qualifiers
Lead	ug/L	500	493	99	80-120	

MATRIX SPIKE & MATRIX SPIKE DUPLICATE: 3012579 3012580

Parameter	Units	92497017001 Result	MS Spike Conc.	MSD Spike Conc.	MS Result	MSD Result	MS % Rec	MSD % Rec	% Rec Limits	RPD	Qual
Lead	ug/L	6.7	500	500	501	504	99	99	75-125	1	

Results presented on this page are in the units indicated by the "Units" column except where an alternate unit is presented to the right of the result.

REPORT OF LABORATORY ANALYSIS

This report shall not be reproduced, except in full,
without the written consent of Pace Analytical Services, LLC.

Pace Analytical Services, LLC
9800 Kincey Ave. Suite 100
Huntersville, NC 28078
(704)875-9092

QUALITY CONTROL DATA

Project: Colonial Pipeline (9/22 GW)
Pace Project No.: 92497017

QC Batch: 568539
QC Batch Method: SM 6200B
Analysis Method: SM 6200B
Analysis Description: 6200B MSV
Laboratory: Pace Analytical Services - Charlotte
Associated Lab Samples: 92497017001, 92497017002

METHOD BLANK: 3012500 Matrix: Water
Associated Lab Samples: 92497017001, 92497017002

Parameter	Units	Blank Result	Reporting Limit	Analyzed	Qualifiers
1,1,1,2-Tetrachloroethane	ug/L	ND	0.50	09/24/20 00:59	
1,1,1-Trichloroethane	ug/L	ND	0.50	09/24/20 00:59	
1,1,2,2-Tetrachloroethane	ug/L	ND	0.50	09/24/20 00:59	
1,1,2-Trichloroethane	ug/L	ND	0.50	09/24/20 00:59	
1,1-Dichloroethane	ug/L	ND	0.50	09/24/20 00:59	
1,1-Dichloroethene	ug/L	ND	0.50	09/24/20 00:59	
1,1-Dichloropropene	ug/L	ND	0.50	09/24/20 00:59	
1,2,3-Trichlorobenzene	ug/L	ND	2.0	09/24/20 00:59	
1,2,3-Trichloropropane	ug/L	ND	0.50	09/24/20 00:59	
1,2,4-Trichlorobenzene	ug/L	ND	2.0	09/24/20 00:59	
1,2,4-Trimethylbenzene	ug/L	ND	0.50	09/24/20 00:59	
1,2-Dibromo-3-chloropropane	ug/L	ND	1.0	09/24/20 00:59	
1,2-Dichlorobenzene	ug/L	ND	0.50	09/24/20 00:59	
1,2-Dichloroethane	ug/L	ND	0.50	09/24/20 00:59	
1,2-Dichloropropane	ug/L	ND	0.50	09/24/20 00:59	
1,3,5-Trimethylbenzene	ug/L	ND	0.50	09/24/20 00:59	
1,3-Dichlorobenzene	ug/L	ND	0.50	09/24/20 00:59	
1,3-Dichloropropane	ug/L	ND	0.50	09/24/20 00:59	
1,4-Dichlorobenzene	ug/L	ND	0.50	09/24/20 00:59	
2,2-Dichloropropane	ug/L	ND	0.50	09/24/20 00:59	
2-Chlorotoluene	ug/L	ND	0.50	09/24/20 00:59	
4-Chlorotoluene	ug/L	ND	0.50	09/24/20 00:59	
Benzene	ug/L	ND	0.50	09/24/20 00:59	
Bromobenzene	ug/L	ND	0.50	09/24/20 00:59	
Bromochloromethane	ug/L	ND	0.50	09/24/20 00:59	
Bromodichloromethane	ug/L	ND	0.50	09/24/20 00:59	
Bromoform	ug/L	ND	0.50	09/24/20 00:59	
Bromomethane	ug/L	ND	5.0	09/24/20 00:59	
Carbon tetrachloride	ug/L	ND	0.50	09/24/20 00:59	
Chlorobenzene	ug/L	ND	0.50	09/24/20 00:59	
Chloroethane	ug/L	ND	1.0	09/24/20 00:59	
Chloroform	ug/L	ND	0.50	09/24/20 00:59	
Chloromethane	ug/L	ND	1.0	09/24/20 00:59	
cis-1,2-Dichloroethene	ug/L	ND	0.50	09/24/20 00:59	
cis-1,3-Dichloropropene	ug/L	ND	0.50	09/24/20 00:59	
Dibromochloromethane	ug/L	ND	0.50	09/24/20 00:59	
Dibromomethane	ug/L	ND	0.50	09/24/20 00:59	
Dichlorodifluoromethane	ug/L	ND	0.50	09/24/20 00:59	
Diisopropyl ether	ug/L	ND	0.50	09/24/20 00:59	
Ethylbenzene	ug/L	ND	0.50	09/24/20 00:59	

Results presented on this page are in the units indicated by the "Units" column except where an alternate unit is presented to the right of the result.

REPORT OF LABORATORY ANALYSIS

This report shall not be reproduced, except in full,
without the written consent of Pace Analytical Services, LLC.

Pace Analytical Services, LLC
9800 Kincey Ave. Suite 100
Huntersville, NC 28078
(704)875-9092

QUALITY CONTROL DATA

Project: Colonial Pipeline (9/22 GW)
Pace Project No.: 92497017

METHOD BLANK: 3012500 Matrix: Water
Associated Lab Samples: 92497017001, 92497017002

Parameter	Units	Blank Result	Reporting Limit	Analyzed	Qualifiers
Hexachloro-1,3-butadiene	ug/L	ND	2.0	09/24/20 00:59	
Isopropylbenzene (Cumene)	ug/L	ND	0.50	09/24/20 00:59	
m&p-Xylene	ug/L	ND	1.0	09/24/20 00:59	
Methyl-tert-butyl ether	ug/L	ND	0.50	09/24/20 00:59	
Methylene Chloride	ug/L	ND	2.0	09/24/20 00:59	
n-Butylbenzene	ug/L	ND	0.50	09/24/20 00:59	
n-Propylbenzene	ug/L	ND	0.50	09/24/20 00:59	
Naphthalene	ug/L	ND	2.0	09/24/20 00:59	
o-Xylene	ug/L	ND	0.50	09/24/20 00:59	
sec-Butylbenzene	ug/L	ND	0.50	09/24/20 00:59	
Styrene	ug/L	ND	0.50	09/24/20 00:59	
tert-Butylbenzene	ug/L	ND	0.50	09/24/20 00:59	
Tetrachloroethene	ug/L	ND	0.50	09/24/20 00:59	
Toluene	ug/L	ND	0.50	09/24/20 00:59	
trans-1,2-Dichloroethene	ug/L	ND	0.50	09/24/20 00:59	
trans-1,3-Dichloropropene	ug/L	ND	0.50	09/24/20 00:59	
Trichloroethene	ug/L	ND	0.50	09/24/20 00:59	
Trichlorofluoromethane	ug/L	ND	1.0	09/24/20 00:59	
Vinyl chloride	ug/L	ND	1.0	09/24/20 00:59	
1,2-Dichloroethane-d4 (S)	%	96	70-130	09/24/20 00:59	
4-Bromofluorobenzene (S)	%	96	70-130	09/24/20 00:59	
Toluene-d8 (S)	%	102	70-130	09/24/20 00:59	

LABORATORY CONTROL SAMPLE: 3012501

Parameter	Units	Spike Conc.	LCS Result	LCS % Rec	% Rec Limits	Qualifiers
1,1,1,2-Tetrachloroethane	ug/L	50	44.3	89	60-140	
1,1,1-Trichloroethane	ug/L	50	46.2	92	60-140	
1,1,2,2-Tetrachloroethane	ug/L	50	52.0	104	60-140	
1,1,2-Trichloroethane	ug/L	50	49.4	99	60-140	
1,1-Dichloroethane	ug/L	50	49.6	99	60-140	
1,1-Dichloroethene	ug/L	50	48.5	97	60-140	
1,1-Dichloropropene	ug/L	50	45.9	92	60-140	
1,2,3-Trichlorobenzene	ug/L	50	49.4	99	60-140	
1,2,3-Trichloropropane	ug/L	50	51.2	102	60-140	
1,2,4-Trichlorobenzene	ug/L	50	50.5	101	60-140	
1,2,4-Trimethylbenzene	ug/L	50	49.1	98	60-140	
1,2-Dibromo-3-chloropropane	ug/L	50	45.5	91	60-140	
1,2-Dichlorobenzene	ug/L	50	49.6	99	60-140	
1,2-Dichloroethane	ug/L	50	46.3	93	60-140	
1,2-Dichloropropane	ug/L	50	52.3	105	60-140	
1,3,5-Trimethylbenzene	ug/L	50	49.0	98	60-140	
1,3-Dichlorobenzene	ug/L	50	49.7	99	60-140	
1,3-Dichloropropane	ug/L	50	52.7	105	60-140	

Results presented on this page are in the units indicated by the "Units" column except where an alternate unit is presented to the right of the result.

REPORT OF LABORATORY ANALYSIS

This report shall not be reproduced, except in full,
without the written consent of Pace Analytical Services, LLC.

Pace Analytical Services, LLC
9800 Kincey Ave. Suite 100
Huntersville, NC 28078
(704)875-9092

QUALITY CONTROL DATA

Project: Colonial Pipeline (9/22 GW)
Pace Project No.: 92497017

LABORATORY CONTROL SAMPLE: 3012501

Parameter	Units	Spike Conc.	LCS Result	LCS % Rec	% Rec Limits	Qualifiers
1,4-Dichlorobenzene	ug/L	50	50.9	102	60-140	
2,2-Dichloropropane	ug/L	50	44.8	90	60-140	
2-Chlorotoluene	ug/L	50	49.0	98	60-140	
4-Chlorotoluene	ug/L	50	48.7	97	60-140	
Benzene	ug/L	50	50.4	101	60-140	
Bromobenzene	ug/L	50	46.6	93	60-140	
Bromochloromethane	ug/L	50	54.5	109	60-140	
Bromodichloromethane	ug/L	50	47.3	95	60-140	
Bromoform	ug/L	50	43.7	87	60-140	
Bromomethane	ug/L	50	44.6	89	60-140	
Carbon tetrachloride	ug/L	50	43.9	88	60-140	
Chlorobenzene	ug/L	50	49.6	99	60-140	
Chloroethane	ug/L	50	45.4	91	60-140	
Chloroform	ug/L	50	50.2	100	60-140	
Chloromethane	ug/L	50	38.4	77	60-140	
cis-1,2-Dichloroethene	ug/L	50	48.9	98	60-140	
cis-1,3-Dichloropropene	ug/L	50	48.0	96	60-140	
Dibromochloromethane	ug/L	50	45.1	90	60-140	
Dibromomethane	ug/L	50	52.0	104	60-140	
Dichlorodifluoromethane	ug/L	50	40.1	80	60-140	
Diisopropyl ether	ug/L	50	51.3	103	60-140	
Ethylbenzene	ug/L	50	48.6	97	60-140	
Hexachloro-1,3-butadiene	ug/L	50	43.1	86	60-140	
Isopropylbenzene (Cumene)	ug/L	50	47.8	96	60-140	
m&p-Xylene	ug/L	100	96.9	97	60-140	
Methyl-tert-butyl ether	ug/L	50	55.1	110	60-140	
Methylene Chloride	ug/L	50	44.6	89	60-140	
n-Butylbenzene	ug/L	50	48.4	97	60-140	
n-Propylbenzene	ug/L	50	49.8	100	60-140	
Naphthalene	ug/L	50	51.0	102	60-140	
o-Xylene	ug/L	50	49.1	98	60-140	
sec-Butylbenzene	ug/L	50	48.0	96	60-140	
Styrene	ug/L	50	51.8	104	60-140	
tert-Butylbenzene	ug/L	50	43.0	86	60-140	
Tetrachloroethene	ug/L	50	49.9	100	60-140	
Toluene	ug/L	50	48.0	96	60-140	
trans-1,2-Dichloroethene	ug/L	50	49.1	98	60-140	
trans-1,3-Dichloropropene	ug/L	50	45.6	91	60-140	
Trichloroethene	ug/L	50	52.2	104	60-140	
Trichlorofluoromethane	ug/L	50	43.8	88	60-140	
Vinyl chloride	ug/L	50	41.8	84	60-140	
1,2-Dichloroethane-d4 (S)	%			96	70-130	
4-Bromofluorobenzene (S)	%			99	70-130	
Toluene-d8 (S)	%			98	70-130	

Results presented on this page are in the units indicated by the "Units" column except where an alternate unit is presented to the right of the result.

REPORT OF LABORATORY ANALYSIS

This report shall not be reproduced, except in full,
without the written consent of Pace Analytical Services, LLC.

Pace Analytical Services, LLC
9800 Kincey Ave. Suite 100
Huntersville, NC 28078
(704)875-9092

QUALITY CONTROL DATA

Project: Colonial Pipeline (9/22 GW)
Pace Project No.: 92497017

MATRIX SPIKE & MATRIX SPIKE DUPLICATE: 3012502 3012503

Parameter	Units	92496720001 Result	MS Spike Conc.	MSD Spike Conc.	MS Result	MSD Result	MS % Rec	MSD % Rec	% Rec Limits	RPD	Qual
1,1,1,2-Tetrachloroethane	ug/L	ND	100	100	78.3	82.3	78	82	60-140	5	
1,1,1-Trichloroethane	ug/L	ND	100	100	102	102	102	102	60-140	0	
1,1,2,2-Tetrachloroethane	ug/L	ND	100	100	107	106	107	106	60-140	0	
1,1,2-Trichloroethane	ug/L	ND	100	100	106	105	106	105	60-140	1	
1,1-Dichloroethane	ug/L	ND	100	100	117	118	117	118	60-140	1	
1,1-Dichloroethene	ug/L	ND	100	100	119	117	119	117	60-140	1	
1,1-Dichloropropene	ug/L	ND	100	100	107	108	107	108	60-140	1	
1,2,3-Trichlorobenzene	ug/L	ND	100	100	94.6	97.4	95	97	60-140	3	
1,2,3-Trichloropropane	ug/L	ND	100	100	112	112	112	112	60-140	0	
1,2,4-Trichlorobenzene	ug/L	ND	100	100	99.8	101	100	101	60-140	2	
1,2,4-Trimethylbenzene	ug/L	745	100	100	879	871	134	126	60-140	1	
1,2-Dibromo-3-chloropropane	ug/L	ND	100	100	87.8	87.5	88	87	60-140	0	
1,2-Dichlorobenzene	ug/L	ND	100	100	105	105	105	105	60-140	0	
1,2-Dichloroethane	ug/L	ND	100	100	104	104	104	104	60-140	0	
1,2-Dichloropropane	ug/L	ND	100	100	120	121	120	121	60-140	1	
1,3,5-Trimethylbenzene	ug/L	254	100	100	366	362	112	109	60-140	1	
1,3-Dichlorobenzene	ug/L	ND	100	100	108	105	108	105	60-140	3	
1,3-Dichloropropane	ug/L	ND	100	100	111	112	111	112	60-140	1	
1,4-Dichlorobenzene	ug/L	ND	100	100	109	111	109	111	60-140	2	
2,2-Dichloropropane	ug/L	ND	100	100	72.4	79.3	72	79	60-140	9	
2-Chlorotoluene	ug/L	ND	100	100	111	113	111	113	60-140	2	
4-Chlorotoluene	ug/L	ND	100	100	106	108	106	108	60-140	2	
Benzene	ug/L	ND	100	100	114	116	114	116	60-140	2	
Bromobenzene	ug/L	ND	100	100	101	98.7	101	99	60-140	3	
Bromochloromethane	ug/L	ND	100	100	125	126	125	126	60-140	0	
Bromodichloromethane	ug/L	ND	100	100	99.2	97.8	99	98	60-140	1	
Bromoform	ug/L	ND	100	100	81.6	83.7	82	84	60-140	3	
Bromomethane	ug/L	ND	100	100	47.1	47.4	47	47	60-140	0	M1
Carbon tetrachloride	ug/L	ND	100	100	87.8	89.4	88	89	60-140	2	
Chlorobenzene	ug/L	ND	100	100	104	110	104	110	60-140	6	
Chloroethane	ug/L	ND	100	100	100	113	100	113	60-140	12	
Chloroform	ug/L	ND	100	100	114	108	114	108	60-140	5	
Chloromethane	ug/L	ND	100	100	92.1	93.5	92	94	60-140	2	
cis-1,2-Dichloroethene	ug/L	ND	100	100	111	113	111	113	60-140	2	
cis-1,3-Dichloropropene	ug/L	ND	100	100	89.0	94.5	89	94	60-140	6	
Dibromochloromethane	ug/L	ND	100	100	82.1	83.9	82	84	60-140	2	
Dibromomethane	ug/L	ND	100	100	106	107	106	107	60-140	1	
Dichlorodifluoromethane	ug/L	ND	100	100	108	106	108	106	60-140	2	
Diisopropyl ether	ug/L	ND	100	100	114	112	114	112	60-140	2	
Ethylbenzene	ug/L	94.2	100	100	195	206	101	112	60-140	6	
Hexachloro-1,3-butadiene	ug/L	ND	100	100	72.6	82.1	73	82	60-140	12	
Isopropylbenzene (Cumene)	ug/L	31.8	100	100	133	140	101	108	60-140	5	
m&p-Xylene	ug/L	453	200	200	646	671	96	109	60-140	4	
Methyl-tert-butyl ether	ug/L	ND	100	100	114	115	114	115	60-140	1	
Methylene Chloride	ug/L	ND	100	100	104	106	104	106	60-140	2	
n-Butylbenzene	ug/L	ND	100	100	128	133	128	133	60-140	4	

Results presented on this page are in the units indicated by the "Units" column except where an alternate unit is presented to the right of the result.

REPORT OF LABORATORY ANALYSIS

This report shall not be reproduced, except in full,
without the written consent of Pace Analytical Services, LLC.

Pace Analytical Services, LLC
9800 Kincey Ave. Suite 100
Huntersville, NC 28078
(704)875-9092

QUALITY CONTROL DATA

Project: Colonial Pipeline (9/22 GW)
Pace Project No.: 92497017

MATRIX SPIKE & MATRIX SPIKE DUPLICATE: 3012502 3012503

Parameter	Units	92496720001 Result	MS Spike Conc.	MSD Spike Conc.	MS Result	MSD Result	MS % Rec	MSD % Rec	% Rec Limits	RPD	Qual
n-Propylbenzene	ug/L	97.1	100	100	207	208	110	110	60-140	0	
Naphthalene	ug/L	144	100	100	254	266	110	123	60-140	5	
o-Xylene	ug/L	153	100	100	252	264	99	111	60-140	4	
sec-Butylbenzene	ug/L	ND	100	100	106	109	106	109	60-140	3	
Styrene	ug/L	ND	100	100	106	116	106	116	60-140	9	
tert-Butylbenzene	ug/L	ND	100	100	93.7	94.6	94	95	60-140	1	
Tetrachloroethene	ug/L	ND	100	100	106	108	106	108	60-140	1	
Toluene	ug/L	11.2	100	100	120	121	108	109	60-140	1	
trans-1,2-Dichloroethene	ug/L	ND	100	100	118	115	118	115	60-140	2	
trans-1,3-Dichloropropene	ug/L	ND	100	100	85.1	89.4	85	89	60-140	5	
Trichloroethene	ug/L	ND	100	100	114	117	114	117	60-140	3	
Trichlorofluoromethane	ug/L	ND	100	100	113	112	113	112	60-140	1	
Vinyl chloride	ug/L	ND	100	100	106	103	106	103	60-140	3	
1,2-Dichloroethane-d4 (S)	%						100	98	70-130		
4-Bromofluorobenzene (S)	%						97	101	70-130		
Toluene-d8 (S)	%						99	99	70-130		

Results presented on this page are in the units indicated by the "Units" column except where an alternate unit is presented to the right of the result.

REPORT OF LABORATORY ANALYSIS

This report shall not be reproduced, except in full,
without the written consent of Pace Analytical Services, LLC.

Pace Analytical Services, LLC
9800 Kincey Ave. Suite 100
Huntersville, NC 28078
(704)875-9092

QUALITY CONTROL DATA

Project: Colonial Pipeline (9/22 GW)
Pace Project No.: 92497017

QC Batch: 568327
QC Batch Method: EPA 504.1
Analysis Method: EPA 504.1
Analysis Description: GCS 504 EDB DBCP
Laboratory: Pace Analytical Services - Charlotte
Associated Lab Samples: 92497017001

METHOD BLANK: 3011164 Matrix: Water
Associated Lab Samples: 92497017001

Parameter	Units	Blank Result	Reporting Limit	Analyzed	Qualifiers
1,2-Dibromoethane (EDB)	ug/L	ND	0.020	09/23/20 11:20	
1-Chloro-2-bromopropane (S)	%	113	70-130	09/23/20 11:20	

LABORATORY CONTROL SAMPLE & LCSD: 3011165 3011166

Parameter	Units	Spike Conc.	LCS Result	LCSD Result	LCS % Rec	LCSD % Rec	% Rec Limits	RPD	Max RPD	Qualifiers
1,2-Dibromoethane (EDB)	ug/L	0.26	0.43	0.30	165	118	70-130	35	20	L1,R1
1-Chloro-2-bromopropane (S)	%				113	116	70-130			

MATRIX SPIKE & MATRIX SPIKE DUPLICATE: 3011167 3011168

Parameter	Units	92496816001 Result	MS Spike Conc.	MSD Spike Conc.	MS Result	MSD Result	MS % Rec	MSD % Rec	% Rec Limits	RPD	Qual
1,2-Dibromoethane (EDB)	ug/L	ND	0.26	0.26	0.29	0.30	112	114	65-135	1	
1-Chloro-2-bromopropane (S)	%						109	111	70-130		

SAMPLE DUPLICATE: 3011169

Parameter	Units	92496817001 Result	Dup Result	RPD	Qualifiers
1,2-Dibromoethane (EDB)	ug/L	ND	ND		
1-Chloro-2-bromopropane (S)	%	110	109		

Results presented on this page are in the units indicated by the "Units" column except where an alternate unit is presented to the right of the result.

REPORT OF LABORATORY ANALYSIS

This report shall not be reproduced, except in full,
without the written consent of Pace Analytical Services, LLC.

Pace Analytical Services, LLC
9800 Kincey Ave. Suite 100
Huntersville, NC 28078
(704)875-9092

QUALIFIERS

Project: Colonial Pipeline (9/22 GW)
Pace Project No.: 92497017

DEFINITIONS

DF - Dilution Factor, if reported, represents the factor applied to the reported data due to dilution of the sample aliquot.

ND - Not Detected at or above adjusted reporting limit.

TNTC - Too Numerous To Count

J - Estimated concentration above the adjusted method detection limit and below the adjusted reporting limit.

MDL - Adjusted Method Detection Limit.

PQL - Practical Quantitation Limit.

RL - Reporting Limit - The lowest concentration value that meets project requirements for quantitative data with known precision and bias for a specific analyte in a specific matrix.

S - Surrogate

1,2-Diphenylhydrazine decomposes to and cannot be separated from Azobenzene using Method 8270. The result for each analyte is a combined concentration.

Consistent with EPA guidelines, unrounded data are displayed and have been used to calculate % recovery and RPD values.

LCS(D) - Laboratory Control Sample (Duplicate)

MS(D) - Matrix Spike (Duplicate)

DUP - Sample Duplicate

RPD - Relative Percent Difference

NC - Not Calculable.

SG - Silica Gel - Clean-Up

U - Indicates the compound was analyzed for, but not detected.

Acid preservation may not be appropriate for 2 Chloroethylvinyl ether.

A separate vial preserved to a pH of 4-5 is recommended in SW846 Chapter 4 for the analysis of Acrolein and Acrylonitrile by EPA Method 8260.

N-Nitrosodiphenylamine decomposes and cannot be separated from Diphenylamine using Method 8270. The result reported for each analyte is a combined concentration.

Pace Analytical is TNI accredited. Contact your Pace PM for the current list of accredited analytes.

TNI - The NELAC Institute.

ANALYTE QUALIFIERS

L1	Analyte recovery in the laboratory control sample (LCS) was above QC limits. Results for this analyte in associated samples may be biased high.
M1	Matrix spike recovery exceeded QC limits. Batch accepted based on laboratory control sample (LCS) recovery.
R1	RPD value was outside control limits.

This report shall not be reproduced, except in full,
without the written consent of Pace Analytical Services, LLC.

Pace Analytical Services, LLC
9800 Kincey Ave. Suite 100
Huntersville, NC 28078
(704)875-9092

QUALITY CONTROL DATA CROSS REFERENCE TABLE

Project: Colonial Pipeline (9/22 GW)
Pace Project No.: 92497017

Lab ID	Sample ID	QC Batch Method	QC Batch	Analytical Method	Analytical Batch
92497017001	**MW-50**	EPA 504.1	568327	EPA 504.1	568438
92497017001	**MW-50**	MADEPV	1548703	MADEP VPH	1548703
92497017001	**MW-50**	EPA 3010A	568565	EPA 6010D	568587
92497017001	**MW-50**	SM 6200B	568539		
92497017002	**TB-20200923**	SM 6200B	568539		

This report shall not be reproduced, except in full,
without the written consent of Pace Analytical Services, LLC.

CHAIN-OF-CUSTODY Analytical Request Document

Pace Analytical

Chain-of-Custody is a LEGAL DOCUMENT - Complete all relevent fields

LAB USE ONLY- Affix Workorder/Login Label Here or List Pace Workorder Number

WO# : 92497017

92497017

ALL S

Container Preserva

** Preservative Types: (1) nitric acid, (2) sulfuric acid, (3) hydrochloric acid, (4) sodium hydroxide, (5) zinc acetate, (6) methanol, (7) sodium bisulfate, (8) sodium thiosulfate, (9) hexane, (A) ascorbic acid, (B) ammonium sulfate, (C) ammonium hydroxide, (D) TSP, (U) Unpreserved, (O) Other _____

Company: AECOM	Billing Information:
Address:	
Report To: A. Wrasley	Email To:
Copy To:	Site Collection Info/Address:
Customer Project Name/Number: Colonial Pipeline	State: / County/City: Time Zone Collected: [ ]PT [ ]MT [ ]CT [ ]ET
Phone: Email:	Site/Facility ID #: Compliance Monitoring? [ ] Yes [ ] No
Collected By (print): A. Wrasley	Purchase Order #: Quote #: DW PWS ID #: DW Location Code:
Collected By (signature):	Turnaround Date Required: Immediately Packed on Ice: [✓] Yes [ ] No
Sample Disposal: [ ] Dispose as appropriate [ ] Return [ ] Archive: _____ [ ] Hold: _____	Rush: [ ] Same Day [X] Next Day [ ] 2 Day [ ] 3 Day [ ] 4 Day [ ] 5 Day (Expedite Charges Apply) Field Filtered (if applicable): [ ] Yes [✓] No Analysis: _____

* Matrix Codes (Insert in Matrix box below): Drinking Water (DW), Ground Water (GW), Wastewater (WW), Product (P), Soil/Solid (SL), Oil (OL), Wipe (WP), Air (AR), Tissue (TS), Bioassay (B), Vapor (V), Other (OT)

Analyses: 6200 / VPH / Lead / EDB

Lab Profile/Line:

Lab Sample Receipt Checklist:

Custody Seals Present/Intact	Y N NA
Custody Signatures Present	Y N NA
Collector Signature Present	Y N NA
Bottles Intact	Y N NA
Correct Bottles	Y N NA
Sufficient Volume	Y N NA
Samples Received on Ice	Y N NA
VOA - Headspace Acceptable	Y N NA
USDA Regulated Soils	Y N NA
Samples in Holding Time	Y N NA
Residual Chlorine Present	Y N NA
Cl Strips: _____	
Sample pH Acceptable	Y N NA
pH Strips: 2325184	
Sulfide Present	Y N NA
Lead Acetate Strips: _____	

LAB USE ONLY:
Lab Sample # / Comments:

Customer Sample ID	Matrix *	Comp / Grab	Collected (or Composite Start) Date	Collected (or Composite Start) Time	Composite End Date	Composite End Time	Res Cl	# of Ctns	6200	VPH	Lead	EDB	Lab Sample # / Comments
MW-50	GW	C	9/22	1400					X	X	X	X	001
TB-20200923	TB								X				002

92497017

Customer Remarks / Special Conditions / Possible Hazards:

Type of Ice Used: (Wet) Blue Dry None

Packing Material Used: Bubble bag

Radchem sample(s) screened (<500 cpm): Y N NA

SHORT HOLDS PRESENT (<72 hours): Y (N) N/A

Lab Tracking #: 2539282

Samples received via: FEDEX UPS Client Courier (Pace Courier)

Lab Sample Temperature Info:
Temp Blank Received: Y N (NA)
Therm ID#: 92T061
Cooler 1 Temp Upon Receipt: 0.3 oC
Cooler 1 Therm Corr. Factor: 0.0 oC
Cooler 1 Corrected Temp: 0.3 oC
Comments:

Relinquished by/Company: (Signature)	Date/Time:	Received by/Company: (Signature)	Date/Time:
AECOM	9-23-20/1041		9-23-20/1041
	9-23-20/1415	Pace MVL	9/23/20 14:15

MTJL LAB USE ONLY

Table #:
Acctnum:
Template:
Prelogin:
PM:
PB:

Trip Blank Received: (Y) N NA
(HCL) MeOH TSP Other

Non Conformance(s): YES / NO

Page: _____ of: _____

Pace Analytical Services, LLC
9800 Kincey Ave. Suite 100
Huntersville, NC 28078
(704)875-9092

October 01, 2020

Andrew Wreschnig
AECOM
6000 Fairview Road
Suite 200
Charlotte, NC 28210

RE: Project: Colonial Pipeline (9/28 GW)
Pace Project No.: 92497774

Dear Andrew Wreschnig:

Enclosed are the analytical results for sample(s) received by the laboratory on September 29, 2020. The results relate only to the samples included in this report. Results reported herein conform to the applicable TNI/NELAC Standards and the laboratory's Quality Manual, where applicable, unless otherwise noted in the body of the report.

The test results provided in this final report were generated by each of the following laboratories within the Pace Network:

- Pace National - Mt. Juliet
- Pace Analytical Services - Asheville
- Pace Analytical Services - Charlotte

If you have any questions concerning this report, please feel free to contact me.

Sincerely,

Nicole Gasiorowski
nicole.gasiorowski@pacelabs.com
(704)875-9092
Project Manager

Enclosures

cc: Jeff Morrison, Colonial Pipeline Company

This report shall not be reproduced, except in full,
without the written consent of Pace Analytical Services, LLC.

Pace Analytical Services, LLC
9800 Kincey Ave. Suite 100
Huntersville, NC 28078
(704)875-9092

CERTIFICATIONS

Project: Colonial Pipeline (9/28 GW)
Pace Project No.: 92497774

Pace Analytical Services National

12065 Lebanon Road, Mt. Juliet, TN 37122
Alabama Certification #: 40660
Alaska Certification 17-026
Arizona Certification #: AZ0612
Arkansas Certification #: 88-0469
California Certification #: 2932
Canada Certification #: 1461.01
Colorado Certification #: TN00003
Connecticut Certification #: PH-0197
DOD Certification: #1461.01
EPA# TN00003
Florida Certification #: E87487
Georgia DW Certification #: 923
Georgia Certification: NELAP
Idaho Certification #: TN00003
Illinois Certification #: 200008
Indiana Certification #: C-TN-01
Iowa Certification #: 364
Kansas Certification #: E-10277
Kentucky UST Certification #: 16
Kentucky Certification #: 90010
Louisiana Certification #: AI30792
Louisiana DW Certification #: LA180010
Maine Certification #: TN0002
Maryland Certification #: 324
Massachusetts Certification #: M-TN003
Michigan Certification #: 9958
Minnesota Certification #: 047-999-395
Mississippi Certification #: TN00003
Missouri Certification #: 340
Montana Certification #: CERT0086
Nebraska Certification #: NE-OS-15-05
Nevada Certification #: TN-03-2002-34
New Hampshire Certification #: 2975
New Jersey Certification #: TN002
New Mexico DW Certification
New York Certification #: 11742
North Carolina Aquatic Toxicity Certification #: 41
North Carolina Drinking Water Certification #: 21704
North Carolina Environmental Certificate #: 375
North Dakota Certification #: R-140
Ohio VAP Certification #: CL0069
Oklahoma Certification #: 9915
Oregon Certification #: TN200002
Pennsylvania Certification #: 68-02979
Rhode Island Certification #: LAO00356
South Carolina Certification #: 84004
South Dakota Certification
Tennessee DW/Chem/Micro Certification #: 2006
Texas Mold Certification #: LAB0152
Texas Certification #: T 104704245-17-14
USDA Soil Permit #: P330-15-00234
Utah Certification #: TN00003
Vermont Dept. of Health: ID# VT-2006
Virginia Certification #: VT2006
Virginia Certification #: 460132
Washington Certification #: C847
West Virginia Certification #: 233
Wisconsin Certification #: 9980939910
Wyoming UST Certification #: via A2LA 2926.01
A2LA-ISO 17025 Certification #: 1461.01
A2LA-ISO 17025 Certification #: 1461.02
AIHA-LAP/LLC EMLAP Certification #:100789

Pace Analytical Services Charlotte

9800 Kincey Ave. Ste 100, Huntersville, NC 28078
Louisiana/NELAP Certification # LA170028
North Carolina Drinking Water Certification #: 37706
North Carolina Field Services Certification #: 5342
North Carolina Wastewater Certification #: 12
South Carolina Certification #: 99006001
Florida/NELAP Certification #: E87627
Kentucky UST Certification #: 84
Virginia/VELAP Certification #: 460221

Pace Analytical Services Asheville

2225 Riverside Drive, Asheville, NC 28804
Florida/NELAP Certification #: E87648
Massachusetts Certification #: M-NC030
North Carolina Drinking Water Certification #: 37712
North Carolina Wastewater Certification #: 40
South Carolina Certification #: 99030001
Virginia/VELAP Certification #: 460222

REPORT OF LABORATORY ANALYSIS

This report shall not be reproduced, except in full,
without the written consent of Pace Analytical Services, LLC.

Pace Analytical Services, LLC
9800 Kincey Ave. Suite 100
Huntersville, NC 28078
(704)875-9092

SAMPLE ANALYTE COUNT

Project: Colonial Pipeline (9/28 GW)
Pace Project No.: 92497774

Lab ID	Sample ID	Method	Analysts	Analytes Reported	Laboratory
92497774001	**MW-52**	EPA 504.1	JMS1	2	PASI-C
		MADEP VPH	GLN	6	PAN
		EPA 6010D	SH1	1	PASI-A
		SM 6200B	SAS	62	PASI-C
92497774002	**TB-20200928**	SM 6200B	SAS	62	PASI-C

PAN = Pace National - Mt. Juliet
PASI-A = Pace Analytical Services - Asheville
PASI-C = Pace Analytical Services - Charlotte

REPORT OF LABORATORY ANALYSIS

This report shall not be reproduced, except in full,
without the written consent of Pace Analytical Services, LLC.

Pace Analytical Services, LLC
9800 Kincey Ave. Suite 100
Huntersville, NC 28078
(704)875-9092

ANALYTICAL RESULTS

Project: Colonial Pipeline (9/28 GW)
Pace Project No.: 92497774

Sample: MW-52 **Lab ID: 92497774001** Collected: 09/28/20 18:45 Received: 09/29/20 10:26 Matrix: Water

Parameters	Results	Units	Report Limit	DF	Prepared	Analyzed	CAS No.	Qual
504 GCS EDB and DBCP	Analytical Method: EPA 504.1 Preparation Method: EPA 504.1 Pace Analytical Services - Charlotte							
1,2-Dibromoethane (EDB)	ND	ug/L	0.020	1	09/30/20 08:38	09/30/20 14:37	106-93-4	
Surrogates								
1-Chloro-2-bromopropane (S)	111	%	70-130	1	09/30/20 08:38	09/30/20 14:37	301-79-56	
MADEPV	Analytical Method: MADEP VPH Preparation Method: MADEPV Pace National - Mt. Juliet							
Aliphatic (C05-C08)	ND	ug/L	100	1	09/30/20 20:18	09/30/20 20:18		
Aliphatic (C09-C12)	ND	ug/L	100	1	09/30/20 20:18	09/30/20 20:18		
Aromatic (C09-C10),Unadjusted	ND	ug/L	100	1	09/30/20 20:18	09/30/20 20:18	TPHC9C10A	
Total VPH	**171**	ug/L	100	1	09/30/20 20:18	09/30/20 20:18	VPH	
Surrogates								
2,5-Dibromotoluene (FID)	88.8	%	70.0-130	1	09/30/20 20:18	09/30/20 20:18	615-59-8FID	
2,5-Dibromotoluene (PID)	81.4	%	70.0-130	1	09/30/20 20:18	09/30/20 20:18	615-59-8PID	
6010 MET ICP	Analytical Method: EPA 6010D Preparation Method: EPA 3010A Pace Analytical Services - Asheville							
Lead	**20.3**	ug/L	5.0	1	09/30/20 01:19	09/30/20 09:50	7439-92-1	
6200B MSV	Analytical Method: SM 6200B Pace Analytical Services - Charlotte							
Benzene	**8.9**	ug/L	0.50	1		09/29/20 18:49	71-43-2	
Bromobenzene	ND	ug/L	0.50	1		09/29/20 18:49	108-86-1	
Bromochloromethane	ND	ug/L	0.50	1		09/29/20 18:49	74-97-5	
Bromodichloromethane	**0.76**	ug/L	0.50	1		09/29/20 18:49	75-27-4	
Bromoform	ND	ug/L	0.50	1		09/29/20 18:49	75-25-2	
Bromomethane	ND	ug/L	5.0	1		09/29/20 18:49	74-83-9	
n-Butylbenzene	ND	ug/L	0.50	1		09/29/20 18:49	104-51-8	
sec-Butylbenzene	ND	ug/L	0.50	1		09/29/20 18:49	135-98-8	
tert-Butylbenzene	ND	ug/L	0.50	1		09/29/20 18:49	98-06-6	
Carbon tetrachloride	ND	ug/L	0.50	1		09/29/20 18:49	56-23-5	
Chlorobenzene	ND	ug/L	0.50	1		09/29/20 18:49	108-90-7	
Chloroethane	ND	ug/L	1.0	1		09/29/20 18:49	75-00-3	
Chloroform	**6.3**	ug/L	0.50	1		09/29/20 18:49	67-66-3	
Chloromethane	ND	ug/L	1.0	1		09/29/20 18:49	74-87-3	
2-Chlorotoluene	ND	ug/L	0.50	1		09/29/20 18:49	95-49-8	
4-Chlorotoluene	ND	ug/L	0.50	1		09/29/20 18:49	106-43-4	
1,2-Dibromo-3-chloropropane	ND	ug/L	1.0	1		09/29/20 18:49	96-12-8	
Dibromochloromethane	ND	ug/L	0.50	1		09/29/20 18:49	124-48-1	
Dibromomethane	ND	ug/L	0.50	1		09/29/20 18:49	74-95-3	
1,2-Dichlorobenzene	ND	ug/L	0.50	1		09/29/20 18:49	95-50-1	
1,3-Dichlorobenzene	ND	ug/L	0.50	1		09/29/20 18:49	541-73-1	
1,4-Dichlorobenzene	ND	ug/L	0.50	1		09/29/20 18:49	106-46-7	
Dichlorodifluoromethane	ND	ug/L	0.50	1		09/29/20 18:49	75-71-8	
1,1-Dichloroethane	ND	ug/L	0.50	1		09/29/20 18:49	75-34-3	
1,2-Dichloroethane	ND	ug/L	0.50	1		09/29/20 18:49	107-06-2	
1,1-Dichloroethene	ND	ug/L	0.50	1		09/29/20 18:49	75-35-4	

REPORT OF LABORATORY ANALYSIS

This report shall not be reproduced, except in full,
without the written consent of Pace Analytical Services, LLC.

Pace Analytical Services, LLC
9800 Kincey Ave. Suite 100
Huntersville, NC 28078
(704)875-9092

ANALYTICAL RESULTS

Project: Colonial Pipeline (9/28 GW)
Pace Project No.: 92497774

Sample: MW-52 **Lab ID: 92497774001** Collected: 09/28/20 18:45 Received: 09/29/20 10:26 Matrix: Water

Parameters	Results	Units	Report Limit	DF	Prepared	Analyzed	CAS No.	Qual
6200B MSV	Analytical Method: SM 6200B Pace Analytical Services - Charlotte							
cis-1,2-Dichloroethene	ND	ug/L	0.50	1		09/29/20 18:49	156-59-2	
trans-1,2-Dichloroethene	ND	ug/L	0.50	1		09/29/20 18:49	156-60-5	
1,2-Dichloropropane	ND	ug/L	0.50	1		09/29/20 18:49	78-87-5	
1,3-Dichloropropane	ND	ug/L	0.50	1		09/29/20 18:49	142-28-9	
2,2-Dichloropropane	ND	ug/L	0.50	1		09/29/20 18:49	594-20-7	
1,1-Dichloropropene	ND	ug/L	0.50	1		09/29/20 18:49	563-58-6	
cis-1,3-Dichloropropene	ND	ug/L	0.50	1		09/29/20 18:49	10061-01-5	
trans-1,3-Dichloropropene	ND	ug/L	0.50	1		09/29/20 18:49	10061-02-6	
Diisopropyl ether	**5.7**	ug/L	0.50	1		09/29/20 18:49	108-20-3	
Ethylbenzene	**1.0**	ug/L	0.50	1		09/29/20 18:49	100-41-4	
Hexachloro-1,3-butadiene	ND	ug/L	2.0	1		09/29/20 18:49	87-68-3	
Isopropylbenzene (Cumene)	ND	ug/L	0.50	1		09/29/20 18:49	98-82-8	
Methylene Chloride	ND	ug/L	2.0	1		09/29/20 18:49	75-09-2	
Methyl-tert-butyl ether	**1.6**	ug/L	0.50	1		09/29/20 18:49	1634-04-4	
Naphthalene	ND	ug/L	2.0	1		09/29/20 18:49	91-20-3	
n-Propylbenzene	ND	ug/L	0.50	1		09/29/20 18:49	103-65-1	
Styrene	ND	ug/L	0.50	1		09/29/20 18:49	100-42-5	
1,1,1,2-Tetrachloroethane	ND	ug/L	0.50	1		09/29/20 18:49	630-20-6	
1,1,2,2-Tetrachloroethane	ND	ug/L	0.50	1		09/29/20 18:49	79-34-5	
Tetrachloroethene	ND	ug/L	0.50	1		09/29/20 18:49	127-18-4	
Toluene	**19.9**	ug/L	0.50	1		09/29/20 18:49	108-88-3	
1,2,3-Trichlorobenzene	ND	ug/L	2.0	1		09/29/20 18:49	87-61-6	
1,2,4-Trichlorobenzene	ND	ug/L	2.0	1		09/29/20 18:49	120-82-1	
1,1,1-Trichloroethane	ND	ug/L	0.50	1		09/29/20 18:49	71-55-6	
1,1,2-Trichloroethane	ND	ug/L	0.50	1		09/29/20 18:49	79-00-5	
Trichloroethene	ND	ug/L	0.50	1		09/29/20 18:49	79-01-6	
Trichlorofluoromethane	ND	ug/L	1.0	1		09/29/20 18:49	75-69-4	
1,2,3-Trichloropropane	ND	ug/L	0.50	1		09/29/20 18:49	96-18-4	
1,2,4-Trimethylbenzene	ND	ug/L	0.50	1		09/29/20 18:49	95-63-6	
1,3,5-Trimethylbenzene	ND	ug/L	0.50	1		09/29/20 18:49	108-67-8	
Vinyl chloride	ND	ug/L	1.0	1		09/29/20 18:49	75-01-4	
m&p-Xylene	**2.7**	ug/L	1.0	1		09/29/20 18:49	179601-23-1	
o-Xylene	**1.6**	ug/L	0.50	1		09/29/20 18:49	95-47-6	
Surrogates								
1,2-Dichloroethane-d4 (S)	102	%	70-130	1		09/29/20 18:49	17060-07-0	
4-Bromofluorobenzene (S)	101	%	70-130	1		09/29/20 18:49	460-00-4	
Toluene-d8 (S)	103	%	70-130	1		09/29/20 18:49	2037-26-5	

REPORT OF LABORATORY ANALYSIS

This report shall not be reproduced, except in full,
without the written consent of Pace Analytical Services, LLC.

Pace Analytical Services, LLC
9800 Kincey Ave. Suite 100
Huntersville, NC 28078
(704)875-9092

ANALYTICAL RESULTS

Project: Colonial Pipeline (9/28 GW)
Pace Project No.: 92497774

Sample: TB-20200928 **Lab ID: 92497774002** Collected: 09/28/20 00:00 Received: 09/29/20 10:26 Matrix: Water

Parameters	Results	Units	Report Limit	DF	Prepared	Analyzed	CAS No.	Qual
6200B MSV	Analytical Method: SM 6200B Pace Analytical Services - Charlotte							
Benzene	ND	ug/L	0.50	1		09/29/20 18:32	71-43-2	
Bromobenzene	ND	ug/L	0.50	1		09/29/20 18:32	108-86-1	
Bromochloromethane	ND	ug/L	0.50	1		09/29/20 18:32	74-97-5	
Bromodichloromethane	ND	ug/L	0.50	1		09/29/20 18:32	75-27-4	
Bromoform	ND	ug/L	0.50	1		09/29/20 18:32	75-25-2	
Bromomethane	ND	ug/L	5.0	1		09/29/20 18:32	74-83-9	
n-Butylbenzene	ND	ug/L	0.50	1		09/29/20 18:32	104-51-8	
sec-Butylbenzene	ND	ug/L	0.50	1		09/29/20 18:32	135-98-8	
tert-Butylbenzene	ND	ug/L	0.50	1		09/29/20 18:32	98-06-6	
Carbon tetrachloride	ND	ug/L	0.50	1		09/29/20 18:32	56-23-5	
Chlorobenzene	ND	ug/L	0.50	1		09/29/20 18:32	108-90-7	
Chloroethane	ND	ug/L	1.0	1		09/29/20 18:32	75-00-3	
Chloroform	ND	ug/L	0.50	1		09/29/20 18:32	67-66-3	
Chloromethane	ND	ug/L	1.0	1		09/29/20 18:32	74-87-3	
2-Chlorotoluene	ND	ug/L	0.50	1		09/29/20 18:32	95-49-8	
4-Chlorotoluene	ND	ug/L	0.50	1		09/29/20 18:32	106-43-4	
1,2-Dibromo-3-chloropropane	ND	ug/L	1.0	1		09/29/20 18:32	96-12-8	
Dibromochloromethane	ND	ug/L	0.50	1		09/29/20 18:32	124-48-1	
Dibromomethane	ND	ug/L	0.50	1		09/29/20 18:32	74-95-3	
1,2-Dichlorobenzene	ND	ug/L	0.50	1		09/29/20 18:32	95-50-1	
1,3-Dichlorobenzene	ND	ug/L	0.50	1		09/29/20 18:32	541-73-1	
1,4-Dichlorobenzene	ND	ug/L	0.50	1		09/29/20 18:32	106-46-7	
Dichlorodifluoromethane	ND	ug/L	0.50	1		09/29/20 18:32	75-71-8	
1,1-Dichloroethane	ND	ug/L	0.50	1		09/29/20 18:32	75-34-3	
1,2-Dichloroethane	ND	ug/L	0.50	1		09/29/20 18:32	107-06-2	
1,1-Dichloroethene	ND	ug/L	0.50	1		09/29/20 18:32	75-35-4	
cis-1,2-Dichloroethene	ND	ug/L	0.50	1		09/29/20 18:32	156-59-2	
trans-1,2-Dichloroethene	ND	ug/L	0.50	1		09/29/20 18:32	156-60-5	
1,2-Dichloropropane	ND	ug/L	0.50	1		09/29/20 18:32	78-87-5	
1,3-Dichloropropane	ND	ug/L	0.50	1		09/29/20 18:32	142-28-9	
2,2-Dichloropropane	ND	ug/L	0.50	1		09/29/20 18:32	594-20-7	
1,1-Dichloropropene	ND	ug/L	0.50	1		09/29/20 18:32	563-58-6	
cis-1,3-Dichloropropene	ND	ug/L	0.50	1		09/29/20 18:32	10061-01-5	
trans-1,3-Dichloropropene	ND	ug/L	0.50	1		09/29/20 18:32	10061-02-6	
Diisopropyl ether	ND	ug/L	0.50	1		09/29/20 18:32	108-20-3	
Ethylbenzene	ND	ug/L	0.50	1		09/29/20 18:32	100-41-4	
Hexachloro-1,3-butadiene	ND	ug/L	2.0	1		09/29/20 18:32	87-68-3	
Isopropylbenzene (Cumene)	ND	ug/L	0.50	1		09/29/20 18:32	98-82-8	
Methylene Chloride	ND	ug/L	2.0	1		09/29/20 18:32	75-09-2	
Methyl-tert-butyl ether	ND	ug/L	0.50	1		09/29/20 18:32	1634-04-4	
Naphthalene	ND	ug/L	2.0	1		09/29/20 18:32	91-20-3	
n-Propylbenzene	ND	ug/L	0.50	1		09/29/20 18:32	103-65-1	
Styrene	ND	ug/L	0.50	1		09/29/20 18:32	100-42-5	
1,1,1,2-Tetrachloroethane	ND	ug/L	0.50	1		09/29/20 18:32	630-20-6	
1,1,2,2-Tetrachloroethane	ND	ug/L	0.50	1		09/29/20 18:32	79-34-5	
Tetrachloroethene	ND	ug/L	0.50	1		09/29/20 18:32	127-18-4	

REPORT OF LABORATORY ANALYSIS

This report shall not be reproduced, except in full,
without the written consent of Pace Analytical Services, LLC.

Pace Analytical Services, LLC
9800 Kincey Ave. Suite 100
Huntersville, NC 28078
(704)875-9092

ANALYTICAL RESULTS

Project: Colonial Pipeline (9/28 GW)
Pace Project No.: 92497774

Sample: TB-20200928 **Lab ID: 92497774002** Collected: 09/28/20 00:00 Received: 09/29/20 10:26 Matrix: Water

Parameters	Results	Units	Report Limit	DF	Prepared	Analyzed	CAS No.	Qual
6200B MSV	Analytical Method: SM 6200B Pace Analytical Services - Charlotte							
Toluene	ND	ug/L	0.50	1		09/29/20 18:32	108-88-3	
1,2,3-Trichlorobenzene	ND	ug/L	2.0	1		09/29/20 18:32	87-61-6	
1,2,4-Trichlorobenzene	ND	ug/L	2.0	1		09/29/20 18:32	120-82-1	
1,1,1-Trichloroethane	ND	ug/L	0.50	1		09/29/20 18:32	71-55-6	
1,1,2-Trichloroethane	ND	ug/L	0.50	1		09/29/20 18:32	79-00-5	
Trichloroethene	ND	ug/L	0.50	1		09/29/20 18:32	79-01-6	
Trichlorofluoromethane	ND	ug/L	1.0	1		09/29/20 18:32	75-69-4	
1,2,3-Trichloropropane	ND	ug/L	0.50	1		09/29/20 18:32	96-18-4	
1,2,4-Trimethylbenzene	ND	ug/L	0.50	1		09/29/20 18:32	95-63-6	
1,3,5-Trimethylbenzene	ND	ug/L	0.50	1		09/29/20 18:32	108-67-8	
Vinyl chloride	ND	ug/L	1.0	1		09/29/20 18:32	75-01-4	
m&p-Xylene	ND	ug/L	1.0	1		09/29/20 18:32	179601-23-1	
o-Xylene	ND	ug/L	0.50	1		09/29/20 18:32	95-47-6	
Surrogates								
1,2-Dichloroethane-d4 (S)	101	%	70-130	1		09/29/20 18:32	17060-07-0	
4-Bromofluorobenzene (S)	100	%	70-130	1		09/29/20 18:32	460-00-4	
Toluene-d8 (S)	103	%	70-130	1		09/29/20 18:32	2037-26-5	

REPORT OF LABORATORY ANALYSIS

This report shall not be reproduced, except in full,
without the written consent of Pace Analytical Services, LLC.

Pace Analytical Services, LLC
9800 Kincey Ave. Suite 100
Huntersville, NC 28078
(704)875-9092

QUALITY CONTROL DATA

Project: Colonial Pipeline (9/28 GW)
Pace Project No.: 92497774

QC Batch: 1551782
QC Batch Method: MADEPV
Analysis Method: MADEP VPH
Analysis Description: MADEPV
Laboratory: Pace National - Mt. Juliet

Associated Lab Samples: 92497774001

METHOD BLANK: R3576391-2 Matrix: Water
Associated Lab Samples: 92497774001

Parameter	Units	Blank Result	Reporting Limit	Analyzed	Qualifiers
Aliphatic (C05-C08)	ug/L	ND	100	09/30/20 19:17	
Aliphatic (C09-C12)	ug/L	ND	100	09/30/20 19:17	
Aromatic (C09-C10),Unadjusted	ug/L	ND	100	09/30/20 19:17	
Total VPH	ug/L	ND	100	09/30/20 19:17	
2,5-Dibromotoluene (FID)	%	89.4	70.0-130	09/30/20 19:17	
2,5-Dibromotoluene (PID)	%	80.5	70.0-130	09/30/20 19:17	

LABORATORY CONTROL SAMPLE & LCSD: R3576391-1 R3576391-3

Parameter	Units	Spike Conc.	LCS Result	LCSD Result	LCS % Rec	LCSD % Rec	% Rec Limits	RPD	Max RPD	Qualifiers
Aliphatic (C05-C08)	ug/L	1200	1220	1280	102	107	70.0-130	4.80	25	
Aliphatic (C09-C12)	ug/L	1400	1750	1710	125	122	70.0-130	2.31	25	
Aromatic (C09-C10),Unadjusted	ug/L	200	218	252	109	126	70.0-130	14.5	25	
Total VPH	ug/L	2800	3190	3240	114	116	70.0-130	1.56	25	
2,5-Dibromotoluene (FID)	%				96.9	94.6	70.0-130			
2,5-Dibromotoluene (PID)	%				90.3	84.5	70.0-130			

Results presented on this page are in the units indicated by the "Units" column except where an alternate unit is presented to the right of the result.

REPORT OF LABORATORY ANALYSIS

This report shall not be reproduced, except in full,
without the written consent of Pace Analytical Services, LLC.

Pace Analytical Services, LLC
9800 Kincey Ave. Suite 100
Huntersville, NC 28078
(704)875-9092

QUALITY CONTROL DATA

Project: Colonial Pipeline (9/28 GW)
Pace Project No.: 92497774

QC Batch: 569841
QC Batch Method: EPA 3010A
Analysis Method: EPA 6010D
Analysis Description: 6010 MET
Laboratory: Pace Analytical Services - Asheville
Associated Lab Samples: 92497774001

METHOD BLANK: 3018797 Matrix: Water
Associated Lab Samples: 92497774001

Parameter	Units	Blank Result	Reporting Limit	Analyzed	Qualifiers
Lead	ug/L	ND	5.0	09/30/20 09:37	

LABORATORY CONTROL SAMPLE: 3018798

Parameter	Units	Spike Conc.	LCS Result	LCS % Rec	% Rec Limits	Qualifiers
Lead	ug/L	500	455	91	80-120	

MATRIX SPIKE & MATRIX SPIKE DUPLICATE: 3018799 3018800

Parameter	Units	92497774001 Result	MS Spike Conc.	MSD Spike Conc.	MS Result	MSD Result	MS % Rec	MSD % Rec	% Rec Limits	RPD	Qual
Lead	ug/L	20.3	500	500	484	487	93	93	75-125	1	

Results presented on this page are in the units indicated by the "Units" column except where an alternate unit is presented to the right of the result.

REPORT OF LABORATORY ANALYSIS

This report shall not be reproduced, except in full,
without the written consent of Pace Analytical Services, LLC.

Pace Analytical Services, LLC
9800 Kincey Ave. Suite 100
Huntersville, NC 28078
(704)875-9092

QUALITY CONTROL DATA

Project: Colonial Pipeline (9/28 GW)
Pace Project No.: 92497774

QC Batch: 569697
QC Batch Method: SM 6200B
Analysis Method: SM 6200B
Analysis Description: 6200B MSV
Laboratory: Pace Analytical Services - Charlotte
Associated Lab Samples: 92497774001, 92497774002

METHOD BLANK: 3017999 Matrix: Water
Associated Lab Samples: 92497774001, 92497774002

Parameter	Units	Blank Result	Reporting Limit	Analyzed	Qualifiers
1,1,1,2-Tetrachloroethane	ug/L	ND	0.50	09/29/20 16:29	
1,1,1-Trichloroethane	ug/L	ND	0.50	09/29/20 16:29	
1,1,2,2-Tetrachloroethane	ug/L	ND	0.50	09/29/20 16:29	
1,1,2-Trichloroethane	ug/L	ND	0.50	09/29/20 16:29	
1,1-Dichloroethane	ug/L	ND	0.50	09/29/20 16:29	
1,1-Dichloroethene	ug/L	ND	0.50	09/29/20 16:29	
1,1-Dichloropropene	ug/L	ND	0.50	09/29/20 16:29	
1,2,3-Trichlorobenzene	ug/L	ND	2.0	09/29/20 16:29	
1,2,3-Trichloropropane	ug/L	ND	0.50	09/29/20 16:29	
1,2,4-Trichlorobenzene	ug/L	ND	2.0	09/29/20 16:29	
1,2,4-Trimethylbenzene	ug/L	ND	0.50	09/29/20 16:29	
1,2-Dibromo-3-chloropropane	ug/L	ND	1.0	09/29/20 16:29	
1,2-Dichlorobenzene	ug/L	ND	0.50	09/29/20 16:29	
1,2-Dichloroethane	ug/L	ND	0.50	09/29/20 16:29	
1,2-Dichloropropane	ug/L	ND	0.50	09/29/20 16:29	
1,3,5-Trimethylbenzene	ug/L	ND	0.50	09/29/20 16:29	
1,3-Dichlorobenzene	ug/L	ND	0.50	09/29/20 16:29	
1,3-Dichloropropane	ug/L	ND	0.50	09/29/20 16:29	
1,4-Dichlorobenzene	ug/L	ND	0.50	09/29/20 16:29	
2,2-Dichloropropane	ug/L	ND	0.50	09/29/20 16:29	
2-Chlorotoluene	ug/L	ND	0.50	09/29/20 16:29	
4-Chlorotoluene	ug/L	ND	0.50	09/29/20 16:29	
Benzene	ug/L	ND	0.50	09/29/20 16:29	
Bromobenzene	ug/L	ND	0.50	09/29/20 16:29	
Bromochloromethane	ug/L	ND	0.50	09/29/20 16:29	
Bromodichloromethane	ug/L	ND	0.50	09/29/20 16:29	
Bromoform	ug/L	ND	0.50	09/29/20 16:29	
Bromomethane	ug/L	ND	5.0	09/29/20 16:29	
Carbon tetrachloride	ug/L	ND	0.50	09/29/20 16:29	
Chlorobenzene	ug/L	ND	0.50	09/29/20 16:29	
Chloroethane	ug/L	ND	1.0	09/29/20 16:29	
Chloroform	ug/L	ND	0.50	09/29/20 16:29	
Chloromethane	ug/L	ND	1.0	09/29/20 16:29	
cis-1,2-Dichloroethene	ug/L	ND	0.50	09/29/20 16:29	
cis-1,3-Dichloropropene	ug/L	ND	0.50	09/29/20 16:29	
Dibromochloromethane	ug/L	ND	0.50	09/29/20 16:29	
Dibromomethane	ug/L	ND	0.50	09/29/20 16:29	
Dichlorodifluoromethane	ug/L	ND	0.50	09/29/20 16:29	
Diisopropyl ether	ug/L	ND	0.50	09/29/20 16:29	
Ethylbenzene	ug/L	ND	0.50	09/29/20 16:29	

Results presented on this page are in the units indicated by the "Units" column except where an alternate unit is presented to the right of the result.

REPORT OF LABORATORY ANALYSIS

This report shall not be reproduced, except in full,
without the written consent of Pace Analytical Services, LLC.

Pace Analytical Services, LLC
9800 Kincey Ave. Suite 100
Huntersville, NC 28078
(704)875-9092

QUALITY CONTROL DATA

Project: Colonial Pipeline (9/28 GW)
Pace Project No.: 92497774

METHOD BLANK: 3017999 Matrix: Water
Associated Lab Samples: 92497774001, 92497774002

Parameter	Units	Blank Result	Reporting Limit	Analyzed	Qualifiers
Hexachloro-1,3-butadiene	ug/L	2.3	2.0	09/29/20 16:29	
Isopropylbenzene (Cumene)	ug/L	ND	0.50	09/29/20 16:29	
m&p-Xylene	ug/L	ND	1.0	09/29/20 16:29	
Methyl-tert-butyl ether	ug/L	ND	0.50	09/29/20 16:29	
Methylene Chloride	ug/L	ND	2.0	09/29/20 16:29	
n-Butylbenzene	ug/L	ND	0.50	09/29/20 16:29	
n-Propylbenzene	ug/L	ND	0.50	09/29/20 16:29	
Naphthalene	ug/L	ND	2.0	09/29/20 16:29	
o-Xylene	ug/L	ND	0.50	09/29/20 16:29	
sec-Butylbenzene	ug/L	ND	0.50	09/29/20 16:29	
Styrene	ug/L	ND	0.50	09/29/20 16:29	
tert-Butylbenzene	ug/L	ND	0.50	09/29/20 16:29	
Tetrachloroethene	ug/L	ND	0.50	09/29/20 16:29	
Toluene	ug/L	ND	0.50	09/29/20 16:29	
trans-1,2-Dichloroethene	ug/L	ND	0.50	09/29/20 16:29	
trans-1,3-Dichloropropene	ug/L	ND	0.50	09/29/20 16:29	
Trichloroethene	ug/L	ND	0.50	09/29/20 16:29	
Trichlorofluoromethane	ug/L	ND	1.0	09/29/20 16:29	
Vinyl chloride	ug/L	ND	1.0	09/29/20 16:29	
1,2-Dichloroethane-d4 (S)	%	101	70-130	09/29/20 16:29	
4-Bromofluorobenzene (S)	%	102	70-130	09/29/20 16:29	
Toluene-d8 (S)	%	103	70-130	09/29/20 16:29	

LABORATORY CONTROL SAMPLE: 3018000

Parameter	Units	Spike Conc.	LCS Result	LCS % Rec	% Rec Limits	Qualifiers
1,1,1,2-Tetrachloroethane	ug/L	50	56.9	114	60-140	
1,1,1-Trichloroethane	ug/L	50	52.1	104	60-140	
1,1,2,2-Tetrachloroethane	ug/L	50	54.2	108	60-140	
1,1,2-Trichloroethane	ug/L	50	53.2	106	60-140	
1,1-Dichloroethane	ug/L	50	50.8	102	60-140	
1,1-Dichloroethene	ug/L	50	55.5	111	60-140	
1,1-Dichloropropene	ug/L	50	54.6	109	60-140	
1,2,3-Trichlorobenzene	ug/L	50	56.0	112	60-140	
1,2,3-Trichloropropane	ug/L	50	49.7	99	60-140	
1,2,4-Trichlorobenzene	ug/L	50	53.4	107	60-140	
1,2,4-Trimethylbenzene	ug/L	50	49.3	99	60-140	
1,2-Dibromo-3-chloropropane	ug/L	50	54.7	109	60-140	
1,2-Dichlorobenzene	ug/L	50	52.6	105	60-140	
1,2-Dichloroethane	ug/L	50	47.1	94	60-140	
1,2-Dichloropropane	ug/L	50	53.5	107	60-140	
1,3,5-Trimethylbenzene	ug/L	50	50.7	101	60-140	
1,3-Dichlorobenzene	ug/L	50	50.0	100	60-140	
1,3-Dichloropropane	ug/L	50	54.5	109	60-140	

Results presented on this page are in the units indicated by the "Units" column except where an alternate unit is presented to the right of the result.

REPORT OF LABORATORY ANALYSIS

This report shall not be reproduced, except in full,
without the written consent of Pace Analytical Services, LLC.

Pace Analytical Services, LLC
9800 Kincey Ave. Suite 100
Huntersville, NC 28078
(704)875-9092

QUALITY CONTROL DATA

Project: Colonial Pipeline (9/28 GW)
Pace Project No.: 92497774

LABORATORY CONTROL SAMPLE: 3018000

Parameter	Units	Spike Conc.	LCS Result	LCS % Rec	% Rec Limits	Qualifiers
1,4-Dichlorobenzene	ug/L	50	52.8	106	60-140	
2,2-Dichloropropane	ug/L	50	51.1	102	60-140	
2-Chlorotoluene	ug/L	50	49.7	99	60-140	
4-Chlorotoluene	ug/L	50	48.4	97	60-140	
Benzene	ug/L	50	50.3	101	60-140	
Bromobenzene	ug/L	50	50.9	102	60-140	
Bromochloromethane	ug/L	50	53.3	107	60-140	
Bromodichloromethane	ug/L	50	49.0	98	60-140	
Bromoform	ug/L	50	60.8	122	60-140	
Bromomethane	ug/L	50	53.4	107	60-140	
Carbon tetrachloride	ug/L	50	52.3	105	60-140	
Chlorobenzene	ug/L	50	52.1	104	60-140	
Chloroethane	ug/L	50	44.4	89	60-140	
Chloroform	ug/L	50	51.5	103	60-140	
Chloromethane	ug/L	50	42.4	85	60-140	
cis-1,2-Dichloroethene	ug/L	50	51.0	102	60-140	
cis-1,3-Dichloropropene	ug/L	50	57.7	115	60-140	
Dibromochloromethane	ug/L	50	57.0	114	60-140	
Dibromomethane	ug/L	50	54.4	109	60-140	
Dichlorodifluoromethane	ug/L	50	44.2	88	60-140	
Diisopropyl ether	ug/L	50	51.1	102	60-140	
Ethylbenzene	ug/L	50	50.8	102	60-140	
Hexachloro-1,3-butadiene	ug/L	50	54.7	109	60-140	
Isopropylbenzene (Cumene)	ug/L	50	51.8	104	60-140	
m&p-Xylene	ug/L	100	102	102	60-140	
Methyl-tert-butyl ether	ug/L	50	53.8	108	60-140	
Methylene Chloride	ug/L	50	50.7	101	60-140	
n-Butylbenzene	ug/L	50	51.2	102	60-140	
n-Propylbenzene	ug/L	50	49.4	99	60-140	
Naphthalene	ug/L	50	54.8	110	60-140	
o-Xylene	ug/L	50	51.9	104	60-140	
sec-Butylbenzene	ug/L	50	51.7	103	60-140	
Styrene	ug/L	50	54.4	109	60-140	
tert-Butylbenzene	ug/L	50	43.0	86	60-140	
Tetrachloroethene	ug/L	50	53.3	107	60-140	
Toluene	ug/L	50	48.2	96	60-140	
trans-1,2-Dichloroethene	ug/L	50	54.0	108	60-140	
trans-1,3-Dichloropropene	ug/L	50	55.6	111	60-140	
Trichloroethene	ug/L	50	54.1	108	60-140	
Trichlorofluoromethane	ug/L	50	44.6	89	60-140	
Vinyl chloride	ug/L	50	44.7	89	60-140	
1,2-Dichloroethane-d4 (S)	%			96	70-130	
4-Bromofluorobenzene (S)	%			100	70-130	
Toluene-d8 (S)	%			99	70-130	

Results presented on this page are in the units indicated by the "Units" column except where an alternate unit is presented to the right of the result.

REPORT OF LABORATORY ANALYSIS

This report shall not be reproduced, except in full,
without the written consent of Pace Analytical Services, LLC.

Pace Analytical Services, LLC
9800 Kincey Ave. Suite 100
Huntersville, NC 28078
(704)875-9092

QUALITY CONTROL DATA

Project: Colonial Pipeline (9/28 GW)
Pace Project No.: 92497774

MATRIX SPIKE & MATRIX SPIKE DUPLICATE: 3018001 3018002

Parameter	Units	92497425003 Result	MS Spike Conc.	MSD Spike Conc.	MS Result	MSD Result	MS % Rec	MSD % Rec	% Rec Limits	RPD	Qual
1,1,1,2-Tetrachloroethane	ug/L	ND	1000	1000	986	992	99	99	60-140	1	
1,1,1-Trichloroethane	ug/L	ND	1000	1000	1030	1040	103	104	60-140	0	
1,1,2,2-Tetrachloroethane	ug/L	ND	1000	1000	1010	1030	101	103	60-140	2	
1,1,2-Trichloroethane	ug/L	ND	1000	1000	985	977	99	98	60-140	1	
1,1-Dichloroethane	ug/L	ND	1000	1000	997	968	100	97	60-140	3	
1,1-Dichloroethene	ug/L	ND	1000	1000	1100	1090	110	109	60-140	1	
1,1-Dichloropropene	ug/L	ND	1000	1000	1060	1070	106	107	60-140	1	
1,2,3-Trichlorobenzene	ug/L	ND	1000	1000	775	982	77	98	60-140	24	
1,2,3-Trichloropropane	ug/L	ND	1000	1000	887	984	89	98	60-140	10	
1,2,4-Trichlorobenzene	ug/L	ND	1000	1000	787	963	79	96	60-140	20	
1,2,4-Trimethylbenzene	ug/L	487	1000	1000	1360	1400	87	91	60-140	3	
1,2-Dibromo-3-chloropropane	ug/L	ND	1000	1000	1050	1060	105	106	60-140	1	
1,2-Dichlorobenzene	ug/L	ND	1000	1000	909	911	91	91	60-140	0	
1,2-Dichloroethane	ug/L	573	1000	1000	1470	1460	90	89	60-140	1	
1,2-Dichloropropane	ug/L	ND	1000	1000	1020	1040	102	104	60-140	1	
1,3,5-Trimethylbenzene	ug/L	ND	1000	1000	1020	1030	102	103	60-140	1	
1,3-Dichlorobenzene	ug/L	ND	1000	1000	850	928	85	93	60-140	9	
1,3-Dichloropropane	ug/L	ND	1000	1000	1030	1000	103	100	60-140	2	
1,4-Dichlorobenzene	ug/L	ND	1000	1000	857	1010	86	101	60-140	16	
2,2-Dichloropropane	ug/L	ND	1000	1000	983	964	98	96	60-140	2	
2-Chlorotoluene	ug/L	ND	1000	1000	809	823	81	82	60-140	2	
4-Chlorotoluene	ug/L	ND	1000	1000	865	921	86	92	60-140	6	
Benzene	ug/L	6860	1000	1000	7420	7750	55	89	60-140	4	M1
Bromobenzene	ug/L	ND	1000	1000	936	938	94	94	60-140	0	
Bromochloromethane	ug/L	ND	1000	1000	1030	1030	103	103	60-140	0	
Bromodichloromethane	ug/L	ND	1000	1000	920	922	92	92	60-140	0	
Bromoform	ug/L	ND	1000	1000	1100	1090	110	109	60-140	1	
Bromomethane	ug/L	ND	1000	1000	812	916	81	92	60-140	12	
Carbon tetrachloride	ug/L	ND	1000	1000	1030	1040	103	104	60-140	1	
Chlorobenzene	ug/L	ND	1000	1000	952	981	95	98	60-140	3	
Chloroethane	ug/L	ND	1000	1000	902	970	90	97	60-140	7	
Chloroform	ug/L	ND	1000	1000	957	1010	96	101	60-140	6	
Chloromethane	ug/L	ND	1000	1000	911	913	91	91	60-140	0	
cis-1,2-Dichloroethene	ug/L	ND	1000	1000	994	1000	99	100	60-140	1	
cis-1,3-Dichloropropene	ug/L	ND	1000	1000	1040	1040	104	104	60-140	1	
Dibromochloromethane	ug/L	ND	1000	1000	1020	1020	102	102	60-140	0	
Dibromomethane	ug/L	ND	1000	1000	1020	1010	102	101	60-140	2	
Dichlorodifluoromethane	ug/L	ND	1000	1000	887	911	89	91	60-140	3	
Diisopropyl ether	ug/L	1550	1000	1000	2490	2570	95	102	60-140	3	
Ethylbenzene	ug/L	696	1000	1000	1590	1680	90	98	60-140	5	
Hexachloro-1,3-butadiene	ug/L	ND	1000	1000	774	929	77	93	60-140	18	
Isopropylbenzene (Cumene)	ug/L	ND	1000	1000	900	953	88	93	60-140	6	
m&p-Xylene	ug/L	2220	2000	2000	3930	4140	86	96	60-140	5	
Methyl-tert-butyl ether	ug/L	773	1000	1000	1810	1850	103	108	60-140	2	
Methylene Chloride	ug/L	ND	1000	1000	991	997	99	100	60-140	1	
n-Butylbenzene	ug/L	ND	1000	1000	834	944	83	94	60-140	12	

Results presented on this page are in the units indicated by the "Units" column except where an alternate unit is presented to the right of the result.

REPORT OF LABORATORY ANALYSIS

This report shall not be reproduced, except in full,
without the written consent of Pace Analytical Services, LLC.

Pace Analytical Services, LLC
9800 Kincey Ave. Suite 100
Huntersville, NC 28078
(704)875-9092

QUALITY CONTROL DATA

Project: Colonial Pipeline (9/28 GW)
Pace Project No.: 92497774

MATRIX SPIKE & MATRIX SPIKE DUPLICATE: 3018001 3018002

Parameter	Units	92497425003 Result	MS Spike Conc.	MSD Spike Conc.	MS Result	MSD Result	MS % Rec	MSD % Rec	% Rec Limits	RPD	Qual
n-Propylbenzene	ug/L	ND	1000	1000	927	963	93	96	60-140	4	
Naphthalene	ug/L	286	1000	1000	1100	1230	81	95	60-140	11	
o-Xylene	ug/L	1120	1000	1000	1960	2060	84	94	60-140	5	
sec-Butylbenzene	ug/L	ND	1000	1000	907	939	91	94	60-140	4	
Styrene	ug/L	ND	1000	1000	959	988	96	99	60-140	3	
tert-Butylbenzene	ug/L	ND	1000	1000	736	783	74	78	60-140	6	
Tetrachloroethene	ug/L	ND	1000	1000	1020	1030	102	103	60-140	2	
Toluene	ug/L	6710	1000	1000	7140	7510	44	80	60-140	5	M1
trans-1,2-Dichloroethene	ug/L	ND	1000	1000	1040	1040	104	104	60-140	0	
trans-1,3-Dichloropropene	ug/L	ND	1000	1000	986	1010	99	101	60-140	2	
Trichloroethene	ug/L	ND	1000	1000	1030	1030	103	103	60-140	0	
Trichlorofluoromethane	ug/L	ND	1000	1000	951	893	95	89	60-140	6	
Vinyl chloride	ug/L	ND	1000	1000	893	903	89	90	60-140	1	
1,2-Dichloroethane-d4 (S)	%						102	101	70-130		
4-Bromofluorobenzene (S)	%						99	100	70-130		
Toluene-d8 (S)	%						99	99	70-130		

Results presented on this page are in the units indicated by the "Units" column except where an alternate unit is presented to the right of the result.

REPORT OF LABORATORY ANALYSIS

This report shall not be reproduced, except in full,
without the written consent of Pace Analytical Services, LLC.

Pace Analytical Services, LLC
9800 Kincey Ave. Suite 100
Huntersville, NC 28078
(704)875-9092

QUALITY CONTROL DATA

Project: Colonial Pipeline (9/28 GW)
Pace Project No.: 92497774

QC Batch: 569594
QC Batch Method: EPA 504.1
Analysis Method: EPA 504.1
Analysis Description: GCS 504 EDB DBCP
Laboratory: Pace Analytical Services - Charlotte
Associated Lab Samples: 92497774001

METHOD BLANK: 3017616 Matrix: Water
Associated Lab Samples: 92497774001

Parameter	Units	Blank Result	Reporting Limit	Analyzed	Qualifiers
1,2-Dibromoethane (EDB)	ug/L	ND	0.020	09/29/20 12:23	
1-Chloro-2-bromopropane (S)	%	105	70-130	09/29/20 12:23	

LABORATORY CONTROL SAMPLE & LCSD: 3017617 3017618

Parameter	Units	Spike Conc.	LCS Result	LCSD Result	LCS % Rec	LCSD % Rec	% Rec Limits	RPD	Max RPD	Qualifiers
1,2-Dibromoethane (EDB)	ug/L	0.25	0.26	0.26	106	106	70-130	1	20	
1-Chloro-2-bromopropane (S)	%				107	110	70-130			

MATRIX SPIKE & MATRIX SPIKE DUPLICATE: 3017620 3017621

Parameter	Units	92496476008 Result	MS Spike Conc.	MSD Spike Conc.	MS Result	MSD Result	MS % Rec	MSD % Rec	% Rec Limits	RPD	Qual
1,2-Dibromoethane (EDB)	ug/L	ND	0.25	0.25	0.29	0.29	115	117	65-135	1	
1-Chloro-2-bromopropane (S)	%						117	120	70-130		

SAMPLE DUPLICATE: 3017619

Parameter	Units	92496476007 Result	Dup Result	RPD	Qualifiers
1,2-Dibromoethane (EDB)	ug/L	ND	ND		
1-Chloro-2-bromopropane (S)	%	105	112		

Results presented on this page are in the units indicated by the "Units" column except where an alternate unit is presented to the right of the result.

REPORT OF LABORATORY ANALYSIS

This report shall not be reproduced, except in full,
without the written consent of Pace Analytical Services, LLC.

Pace Analytical Services, LLC
9800 Kincey Ave. Suite 100
Huntersville, NC 28078
(704)875-9092

QUALIFIERS

Project: Colonial Pipeline (9/28 GW)
Pace Project No.: 92497774

DEFINITIONS

DF - Dilution Factor, if reported, represents the factor applied to the reported data due to dilution of the sample aliquot.

ND - Not Detected at or above adjusted reporting limit.

TNTC - Too Numerous To Count

J - Estimated concentration above the adjusted method detection limit and below the adjusted reporting limit.

MDL - Adjusted Method Detection Limit.

PQL - Practical Quantitation Limit.

RL - Reporting Limit - The lowest concentration value that meets project requirements for quantitative data with known precision and bias for a specific analyte in a specific matrix.

S - Surrogate

1,2-Diphenylhydrazine decomposes to and cannot be separated from Azobenzene using Method 8270. The result for each analyte is a combined concentration.

Consistent with EPA guidelines, unrounded data are displayed and have been used to calculate % recovery and RPD values.

LCS(D) - Laboratory Control Sample (Duplicate)

MS(D) - Matrix Spike (Duplicate)

DUP - Sample Duplicate

RPD - Relative Percent Difference

NC - Not Calculable.

SG - Silica Gel - Clean-Up

U - Indicates the compound was analyzed for, but not detected.

Acid preservation may not be appropriate for 2 Chloroethylvinyl ether.

A separate vial preserved to a pH of 4-5 is recommended in SW846 Chapter 4 for the analysis of Acrolein and Acrylonitrile by EPA Method 8260.

N-Nitrosodiphenylamine decomposes and cannot be separated from Diphenylamine using Method 8270. The result reported for each analyte is a combined concentration.

Pace Analytical is TNI accredited. Contact your Pace PM for the current list of accredited analytes.

TNI - The NELAC Institute.

ANALYTE QUALIFIERS

M1 Matrix spike recovery exceeded QC limits. Batch accepted based on laboratory control sample (LCS) recovery.

This report shall not be reproduced, except in full,
without the written consent of Pace Analytical Services, LLC.

Pace Analytical Services, LLC
9800 Kincey Ave. Suite 100
Huntersville, NC 28078
(704)875-9092

QUALITY CONTROL DATA CROSS REFERENCE TABLE

Project: Colonial Pipeline (9/28 GW)
Pace Project No.: 92497774

Lab ID	Sample ID	QC Batch Method	QC Batch	Analytical Method	Analytical Batch
92497774001	**MW-52**	EPA 504.1	569594	EPA 504.1	569645
92497774001	**MW-52**	MADEPV	1551782	MADEP VPH	1551782
92497774001	**MW-52**	EPA 3010A	569841	EPA 6010D	569861
92497774001	**MW-52**	SM 6200B	569697		
92497774002	**TB-20200928**	SM 6200B	569697		

This report shall not be reproduced, except in full,
without the written consent of Pace Analytical Services, LLC.

Pace Analytical	Document Name: Sample Condition Upon Receipt(SCUR)	Document Revised: February 7, 2018 Page 1 of 2
	Document No.: F-CAR-CS-033-Rev.06	Issuing Authority: Pace Carolinas Quality Office

Laboratory receiving samples:
Asheville ☐ Eden ☐ Greenwood ☐ Huntersville ☑ Raleigh ☐ Mechanicsville ☐

Sample Condition Upon Receipt

Client Name: AECOM

Project: **WO# : 92497774**

92497774

Courier: ☐ Commercial ☑ Fed Ex ☑ Pace ☐ UPS ☐ USPS ☐ Other:____ ☐ Client

Custody Seal Present? ☐ Yes ☑ No Seals Intact? ☐ Yes ☑ No

Date/Initials Person Examining Contents: DW 9/29/20

Packing Material: ☑ Bubble Wrap ☑ Bubble Bags ☐ None ☐ Other

Biological Tissue Frozen? ☐ Yes ☐ No ☑ N/A

Thermometer: ☑ IR Gun ID: 92T061

Type of Ice: ☑ Wet ☐ Blue ☐ None

Cooler Temp (°C): 2.9 Correction Factor: Add/Subtract (°C) 0.0

Cooler Temp Corrected (°C): 2.9

Temp should be above freezing to 6°C
☐ Samples out of temp criteria. Samples on ice, cooling process has begun

USDA Regulated Soil (☑ N/A, water sample)
Did samples originate in a quarantine zone within the United States: CA, NY, or SC (check maps)? ☐ Yes ☐ No

Did samples originate from a foreign source (Internationally, including Hawaii and Puerto Rico)? ☐ Yes ☐ No

				Comments/Discrepancy:
Chain of Custody Present?	☑ Yes	☐ No	☐ N/A	1.
Samples Arrived within Hold Time?	☑ Yes	☐ No	☐ N/A	2.
Short Hold Time Analysis (<72 hr.)?	☐ Yes	☑ No	☐ N/A	3.
Rush Turn Around Time Requested?	☐ Yes	☑ No	☐ N/A	4.
Sufficient Volume?	☑ Yes	☐ No	☐ N/A	5.
Correct Containers Used?	☑ Yes	☐ No	☐ N/A	6.
-Pace Containers Used?	☑ Yes	☐ No	☐ N/A	
Containers Intact?	☑ Yes	☐ No	☐ N/A	7.
Dissolved analysis: Samples Field Filtered?	☐ Yes	☑ No	☐ N/A	8.
Sample Labels Match COC?	☐ Yes	☑ No	☐ N/A	9.
-Includes Date/Time/ID/Analysis Matrix: WT				
Headspace in VOA Vials (>5-6mm)?	☐ Yes	☑ No	☐ N/A	10.
Trip Blank Present?	☑ Yes	☐ No	☐ N/A	11.
Trip Blank Custody Seals Present?	☑ Yes	☐ No	☐ N/A	

Field Data Required? ☐ Yes ☐ No

COMMENTS/SAMPLE DISCREPANCY

Trip blank recieved that is not on CoC.

Lot ID of split containers:

CLIENT NOTIFICATION/RESOLUTION

analyze trip blank TB-20200928

Person contacted: Andrew Wreschnig Date/Time: 9/29/20

Project Manager SCURF Review: NMB Date: 9/29/20

Project Manager SRF Review: NMB Date: 9/29/20

*Check mark top half of box if pH and/or dechlorination is verified and within the acceptance range for preservation samples.

Exceptions: VOA, Coliform, TOC, Oil and Grease, DRO/8015 (water) DOC, LLHg

**Bottom half of box is to list number of bottle

Project **WO# : 92497774**

PM: NMG Due Date: 09/30/20

CLIENT: 92-AECOM CHA

Item#	BP4U-125 mL Plastic Unpreserved (N/A) (Cl-)	BP3U-250 mL Plastic Unpreserved (N/A)	BP2U-500 mL Plastic Unpreserved (N/A)	BP1U-1 liter Plastic Unpreserved (N/A)	BP4S-125 mL Plastic H2SO4 (pH < 2) (Cl-)	BP3N-250 mL plastic HNO3 (pH < 2)	BP4Z-125 mL Plastic ZN Acetate & NaOH (>9)	BP4C-125 mL Plastic NaOH (pH > 12) (Cl-)	WGFU-Wide-mouthed Glass jar Unpreserved	AG1U-1 liter Amber Unpreserved (N/A) (Cl-)	AG1H-1 liter Amber HCl (pH < 2)	AG3U-250 mL Amber Unpreserved (N/A) (Cl-)	AG1S-1 liter Amber H2SO4 (pH < 2)	AG3S-250 mL Amber H2SO4 (pH < 2)	AG3A(DG3A)-250 mL Amber NH4Cl (N/A)(Cl-)	DG9H-40 mL VOA HCl (N/A)	VG9T-40 mL VOA Na2S2O3 (N/A)	VG9U-40 mL VOA Unp (N/A)	DG9P-40 mL VOA H3PO4 (N/A)	VOAK (6 vials per kit)-5035 kit (N/A)	V/GK (3 vials per kit)-VPH/Gas kit (N/A)	SP5T-125 mL Sterile Plastic (N/A – lab)	SP2T-250 mL Sterile Plastic (N/A – lab)		BP3A-250 mL Plastic (NH2)2SO4 (9.3-9.7)	AG0U-100 mL Amber Unpreserved vials (N/A)	VSGU-20 mL Scintillation vials (N/A)	DG9U-40 mL Amber Unpreserved vials (N/A)
1						✓										1	3												
2																2													
3																													
4																													
5																													
6																													
7																													
8																													
9																													
10																													
11																													
12																													

pH Adjustment Log for Preserved Samples

Sample ID	Type of Preservative	pH upon receipt	Date preservation adjusted	Time preservation adjusted	Amount of Preservative added	Lot #

Note: Whenever there is a discrepancy affecting North Carolina compliance samples, a copy of this form will be sent to the North Carolina DEHNR Certification Office (i.e. Out of hold, incorrect preservative, out of temp, incorrect containers.

Pace Analytical
WWW.PACELABS.COM

CHAIN-OF-CUSTODY / Analytical Request Document

The Chain-of-Custody is a LEGAL DOCUMENT. All relevant fields must be completed accurately.

Page : 1 Of 1

Section A Required Client Information:		Section B Required Project Information:		Section C Invoice Information:	
Company:	AECOM, Charlotte	Report To:	Wreschnig, Andrew	Attention:	
Address:	6000 Fairview Road	Copy To:		Company Name:	
Suite 200, Charlotte, NC 28210				Address:	
Email:	andrew.wreschnig@aecom.com	Purchase Order #:		Pace Quote:	
Phone:	(980)221-7831 Fax	Project Name:	Colonial Pipeline	Pace Project Manager:	nicole.gasiorowski@pacelabs.com,
Requested Due Date:		Project #:		Pace Profile #:	12518

Regulatory Agency

State / Location: NC

ITEM #	SAMPLE ID (One Character per box. (A-Z, 0-9 / , -) Sample Ids must be unique)	MATRIX CODE (see valid codes to left)	SAMPLE TYPE (G=GRAB C=COMP)	COLLECTED START DATE	COLLECTED START TIME	COLLECTED END DATE	COLLECTED END TIME	SAMPLE TEMP AT COLLECTION	# OF CONTAINERS	Preservatives: Unpreserved	H2SO4	HNO3	HCl	NaOH	Na2S2O3	Methanol	Other	Requested Analysis Filtered (Y/N) Y/N	Analyses Test: 6200	VPH	6010 Lead	504.1 EDB	Trip BLANK	Residual Chlorine (Y/N)	
1	MW-52	WT	G	9/28	1845				11			X	X		X				X	X	X	X	X		92497774 ~~92497744~~ 001
2																									TB (002)
3																									
4																									
5																									
6																									
7																									
8																									
9																									
10																									
11																									
12																									

MATRIX CODE: Drinking Water DW; Water WT; Waste Water WW; Product P; Soil/Solid SL; Oil OL; Wipe WP; Air AR; Other OT; Tissue TS

9/29/20

ADDITIONAL COMMENTS	RELINQUISHED BY / AFFILIATION	DATE	TIME	ACCEPTED BY / AFFILIATION	DATE	TIME	SAMPLE CONDITIONS			
	Lei Tian / AECOM	9/28	2000		9.29.20	1676				
		9.29.20	1200	Pace Field	9/29/20	1200	2.9	Y	W	Y

SAMPLER NAME AND SIGNATURE

PRINT Name of SAMPLER: Lei Tian

SIGNATURE of SAMPLER: 9.28.2020 DATE Signed:

TEMP in C	Received on Ice (Y/N)	Custody Sealed Cooler (Y/N)	Samples Intact (Y/N)

Pace Analytical Services, LLC
9800 Kincey Ave. Suite 100
Huntersville, NC 28078
(704)875-9092

October 12, 2020

Andrew Wreschnig
AECOM
6000 Fairview Road
Suite 200
Charlotte, NC 28210

RE: Project: Colonial Pipeline (10/6)
Pace Project No.: 92499057

Dear Andrew Wreschnig:

Enclosed are the analytical results for sample(s) received by the laboratory on October 06, 2020. The results relate only to the samples included in this report. Results reported herein conform to the applicable TNI/NELAC Standards and the laboratory's Quality Manual, where applicable, unless otherwise noted in the body of the report.

The test results provided in this final report were generated by each of the following laboratories within the Pace Network:

- Pace National - Mt. Juliet
- Pace Analytical Services - Asheville
- Pace Analytical Services - Charlotte

If you have any questions concerning this report, please feel free to contact me.

Sincerely,

Nicole Gasiorowski

Nicole Gasiorowski
nicole.gasiorowski@pacelabs.com
(704)875-9092
Project Manager

Enclosures

cc: Jeff Morrison, Colonial Pipeline Company

This report shall not be reproduced, except in full,
without the written consent of Pace Analytical Services, LLC.

Pace Analytical Services, LLC
9800 Kincey Ave. Suite 100
Huntersville, NC 28078
(704)875-9092

CERTIFICATIONS

Project: Colonial Pipeline (10/6)
Pace Project No.: 92499057

Pace Analytical Services National

12065 Lebanon Road, Mt. Juliet, TN 37122
Alabama Certification #: 40660
Alaska Certification 17-026
Arizona Certification #: AZ0612
Arkansas Certification #: 88-0469
California Certification #: 2932
Canada Certification #: 1461.01
Colorado Certification #: TN00003
Connecticut Certification #: PH-0197
DOD Certification: #1461.01
EPA# TN00003
Florida Certification #: E87487
Georgia DW Certification #: 923
Georgia Certification: NELAP
Idaho Certification #: TN00003
Illinois Certification #: 200008
Indiana Certification #: C-TN-01
Iowa Certification #: 364
Kansas Certification #: E-10277
Kentucky UST Certification #: 16
Kentucky Certification #: 90010
Louisiana Certification #: AI30792
Louisiana DW Certification #: LA180010
Maine Certification #: TN0002
Maryland Certification #: 324
Massachusetts Certification #: M-TN003
Michigan Certification #: 9958
Minnesota Certification #: 047-999-395
Mississippi Certification #: TN00003
Missouri Certification #: 340
Montana Certification #: CERT0086
Nebraska Certification #: NE-OS-15-05
Nevada Certification #: TN-03-2002-34
New Hampshire Certification #: 2975
New Jersey Certification #: TN002
New Mexico DW Certification
New York Certification #: 11742
North Carolina Aquatic Toxicity Certification #: 41
North Carolina Drinking Water Certification #: 21704
North Carolina Environmental Certificate #: 375
North Dakota Certification #: R-140
Ohio VAP Certification #: CL0069
Oklahoma Certification #: 9915
Oregon Certification #: TN200002
Pennsylvania Certification #: 68-02979
Rhode Island Certification #: LAO00356
South Carolina Certification #: 84004
South Dakota Certification
Tennessee DW/Chem/Micro Certification #: 2006
Texas Mold Certification #: LAB0152
Texas Certification #: T 104704245-17-14
USDA Soil Permit #: P330-15-00234
Utah Certification #: TN00003
Vermont Dept. of Health: ID# VT-2006
Virginia Certification #: VT2006
Virginia Certification #: 460132
Washington Certification #: C847
West Virginia Certification #: 233
Wisconsin Certification #: 998093910
Wyoming UST Certification #: via A2LA 2926.01
A2LA-ISO 17025 Certification #: 1461.01
A2LA-ISO 17025 Certification #: 1461.02
AIHA-LAP/LLC EMLAP Certification #:100789

Pace Analytical Services Charlotte

9800 Kincey Ave. Ste 100, Huntersville, NC 28078
Louisiana/NELAP Certification # LA170028
North Carolina Drinking Water Certification #: 37706
North Carolina Field Services Certification #: 5342
North Carolina Wastewater Certification #: 12
South Carolina Certification #: 99006001
Florida/NELAP Certification #: E87627
Kentucky UST Certification #: 84
Virginia/VELAP Certification #: 460221

Pace Analytical Services Asheville

2225 Riverside Drive, Asheville, NC 28804
Florida/NELAP Certification #: E87648
Massachusetts Certification #: M-NC030
North Carolina Drinking Water Certification #: 37712
North Carolina Wastewater Certification #: 40
South Carolina Certification #: 99030001
Virginia/VELAP Certification #: 460222

REPORT OF LABORATORY ANALYSIS

This report shall not be reproduced, except in full,
without the written consent of Pace Analytical Services, LLC.

Pace Analytical Services, LLC
9800 Kincey Ave. Suite 100
Huntersville, NC 28078
(704)875-9092

SAMPLE ANALYTE COUNT

Project: Colonial Pipeline (10/6)
Pace Project No.: 92499057

Lab ID	Sample ID	Method	Analysts	Analytes Reported	Laboratory
92499057001	**MW-53**	EPA 504.1	JMS1	2	PASI-C
		MADEP VPH	BMB	6	PAN
		EPA 6010D	SH1	1	PASI-A
		SM 6200B	SAS	62	PASI-C
92499057002	**MW-54**	EPA 504.1	JMS1	2	PASI-C
		MADEP VPH	BMB	6	PAN
		EPA 6010D	SH1	1	PASI-A
		SM 6200B	SAS	62	PASI-C
92499057003	**MW-55**	EPA 504.1	JMS1	2	PASI-C
		MADEP VPH	BMB	6	PAN
		EPA 6010D	SH1	1	PASI-A
		SM 6200B	SAS	62	PASI-C
92499057004	**MW-56**	EPA 504.1	JMS1	2	PASI-C
		MADEP VPH	BMB	6	PAN
		EPA 6010D	SH1	1	PASI-A
		SM 6200B	SAS	62	PASI-C
92499057005	**MW-57**	EPA 504.1	JMS1	2	PASI-C
		MADEP VPH	BMB	6	PAN
		EPA 6010D	SH1	1	PASI-A
		SM 6200B	SAS	62	PASI-C
92499057006	**DUP-01-20201006**	EPA 504.1	JMS1	2	PASI-C
		MADEP VPH	BMB	6	PAN
		EPA 6010D	SH1	1	PASI-A
		SM 6200B	SAS	62	PASI-C

PAN = Pace National - Mt. Juliet
PASI-A = Pace Analytical Services - Asheville
PASI-C = Pace Analytical Services - Charlotte

This report shall not be reproduced, except in full,
without the written consent of Pace Analytical Services, LLC.

Pace Analytical Services, LLC
9800 Kincey Ave. Suite 100
Huntersville, NC 28078
(704)875-9092

ANALYTICAL RESULTS

Project: Colonial Pipeline (10/6)
Pace Project No.: 92499057

Sample: MW-53 **Lab ID: 92499057001** Collected: 10/06/20 15:55 Received: 10/06/20 17:30 Matrix: Water

Parameters	Results	Units	Report Limit	DF	Prepared	Analyzed	CAS No.	Qual
504 GCS EDB and DBCP	Analytical Method: EPA 504.1 Preparation Method: EPA 504.1 Pace Analytical Services - Charlotte							
1,2-Dibromoethane (EDB)	ND	ug/L	0.020	1	10/08/20 08:45	10/08/20 13:27	106-93-4	L1
Surrogates								
1-Chloro-2-bromopropane (S)	108	%	70-130	1	10/08/20 08:45	10/08/20 13:27	301-79-56	
MADEPV	Analytical Method: MADEP VPH Preparation Method: MADEPV Pace National - Mt. Juliet							
Aliphatic (C05-C08)	ND	ug/L	100	1	10/09/20 10:41	10/09/20 10:41		
Aliphatic (C09-C12)	ND	ug/L	100	1	10/09/20 10:41	10/09/20 10:41		
Aromatic (C09-C10),Unadjusted	ND	ug/L	100	1	10/09/20 10:41	10/09/20 10:41	TPHC9C10A	
Total VPH	ND	ug/L	100	1	10/09/20 10:41	10/09/20 10:41	VPH	
Surrogates								
2,5-Dibromotoluene (FID)	81.5	%	70.0-130	1	10/09/20 10:41	10/09/20 10:41	615-59-8FID	
2,5-Dibromotoluene (PID)	92.9	%	70.0-130	1	10/09/20 10:41	10/09/20 10:41	615-59-8PID	
6010 MET ICP	Analytical Method: EPA 6010D Preparation Method: EPA 3010A Pace Analytical Services - Asheville							
Lead	**37.6**	ug/L	5.0	1	10/08/20 01:57	10/08/20 11:32	7439-92-1	
6200B MSV	Analytical Method: SM 6200B Pace Analytical Services - Charlotte							
Benzene	ND	ug/L	0.50	1		10/07/20 16:02	71-43-2	
Bromobenzene	ND	ug/L	0.50	1		10/07/20 16:02	108-86-1	
Bromochloromethane	ND	ug/L	0.50	1		10/07/20 16:02	74-97-5	
Bromodichloromethane	**2.0**	ug/L	0.50	1		10/07/20 16:02	75-27-4	
Bromoform	ND	ug/L	0.50	1		10/07/20 16:02	75-25-2	
Bromomethane	ND	ug/L	5.0	1		10/07/20 16:02	74-83-9	
n-Butylbenzene	ND	ug/L	0.50	1		10/07/20 16:02	104-51-8	
sec-Butylbenzene	ND	ug/L	0.50	1		10/07/20 16:02	135-98-8	
tert-Butylbenzene	ND	ug/L	0.50	1		10/07/20 16:02	98-06-6	
Carbon tetrachloride	ND	ug/L	0.50	1		10/07/20 16:02	56-23-5	
Chlorobenzene	ND	ug/L	0.50	1		10/07/20 16:02	108-90-7	
Chloroethane	ND	ug/L	1.0	1		10/07/20 16:02	75-00-3	
Chloroform	**22.9**	ug/L	0.50	1		10/07/20 16:02	67-66-3	
Chloromethane	ND	ug/L	1.0	1		10/07/20 16:02	74-87-3	
2-Chlorotoluene	ND	ug/L	0.50	1		10/07/20 16:02	95-49-8	
4-Chlorotoluene	ND	ug/L	0.50	1		10/07/20 16:02	106-43-4	
1,2-Dibromo-3-chloropropane	ND	ug/L	1.0	1		10/07/20 16:02	96-12-8	
Dibromochloromethane	ND	ug/L	0.50	1		10/07/20 16:02	124-48-1	
Dibromomethane	ND	ug/L	0.50	1		10/07/20 16:02	74-95-3	
1,2-Dichlorobenzene	ND	ug/L	0.50	1		10/07/20 16:02	95-50-1	
1,3-Dichlorobenzene	ND	ug/L	0.50	1		10/07/20 16:02	541-73-1	
1,4-Dichlorobenzene	ND	ug/L	0.50	1		10/07/20 16:02	106-46-7	
Dichlorodifluoromethane	ND	ug/L	0.50	1		10/07/20 16:02	75-71-8	
1,1-Dichloroethane	ND	ug/L	0.50	1		10/07/20 16:02	75-34-3	
1,2-Dichloroethane	ND	ug/L	0.50	1		10/07/20 16:02	107-06-2	
1,1-Dichloroethene	ND	ug/L	0.50	1		10/07/20 16:02	75-35-4	

REPORT OF LABORATORY ANALYSIS

This report shall not be reproduced, except in full,
without the written consent of Pace Analytical Services, LLC.

Pace Analytical Services, LLC
9800 Kincey Ave. Suite 100
Huntersville, NC 28078
(704)875-9092

ANALYTICAL RESULTS

Project: Colonial Pipeline (10/6)
Pace Project No.: 92499057

Sample: MW-53 **Lab ID: 92499057001** Collected: 10/06/20 15:55 Received: 10/06/20 17:30 Matrix: Water

Parameters	Results	Units	Report Limit	DF	Prepared	Analyzed	CAS No.	Qual
6200B MSV	Analytical Method: SM 6200B Pace Analytical Services - Charlotte							
cis-1,2-Dichloroethene	ND	ug/L	0.50	1		10/07/20 16:02	156-59-2	
trans-1,2-Dichloroethene	ND	ug/L	0.50	1		10/07/20 16:02	156-60-5	
1,2-Dichloropropane	ND	ug/L	0.50	1		10/07/20 16:02	78-87-5	
1,3-Dichloropropane	ND	ug/L	0.50	1		10/07/20 16:02	142-28-9	
2,2-Dichloropropane	ND	ug/L	0.50	1		10/07/20 16:02	594-20-7	
1,1-Dichloropropene	ND	ug/L	0.50	1		10/07/20 16:02	563-58-6	
cis-1,3-Dichloropropene	ND	ug/L	0.50	1		10/07/20 16:02	10061-01-5	
trans-1,3-Dichloropropene	ND	ug/L	0.50	1		10/07/20 16:02	10061-02-6	
Diisopropyl ether	ND	ug/L	0.50	1		10/07/20 16:02	108-20-3	
Ethylbenzene	ND	ug/L	0.50	1		10/07/20 16:02	100-41-4	
Hexachloro-1,3-butadiene	ND	ug/L	2.0	1		10/07/20 16:02	87-68-3	
Isopropylbenzene (Cumene)	ND	ug/L	0.50	1		10/07/20 16:02	98-82-8	
Methylene Chloride	ND	ug/L	2.0	1		10/07/20 16:02	75-09-2	
Methyl-tert-butyl ether	ND	ug/L	0.50	1		10/07/20 16:02	1634-04-4	
Naphthalene	ND	ug/L	2.0	1		10/07/20 16:02	91-20-3	
n-Propylbenzene	ND	ug/L	0.50	1		10/07/20 16:02	103-65-1	
Styrene	ND	ug/L	0.50	1		10/07/20 16:02	100-42-5	
1,1,1,2-Tetrachloroethane	ND	ug/L	0.50	1		10/07/20 16:02	630-20-6	
1,1,2,2-Tetrachloroethane	ND	ug/L	0.50	1		10/07/20 16:02	79-34-5	
Tetrachloroethene	ND	ug/L	0.50	1		10/07/20 16:02	127-18-4	
Toluene	**0.72**	ug/L	0.50	1		10/07/20 16:02	108-88-3	
1,2,3-Trichlorobenzene	ND	ug/L	2.0	1		10/07/20 16:02	87-61-6	
1,2,4-Trichlorobenzene	ND	ug/L	2.0	1		10/07/20 16:02	120-82-1	
1,1,1-Trichloroethane	ND	ug/L	0.50	1		10/07/20 16:02	71-55-6	
1,1,2-Trichloroethane	ND	ug/L	0.50	1		10/07/20 16:02	79-00-5	
Trichloroethene	ND	ug/L	0.50	1		10/07/20 16:02	79-01-6	
Trichlorofluoromethane	ND	ug/L	1.0	1		10/07/20 16:02	75-69-4	
1,2,3-Trichloropropane	ND	ug/L	0.50	1		10/07/20 16:02	96-18-4	
1,2,4-Trimethylbenzene	ND	ug/L	0.50	1		10/07/20 16:02	95-63-6	
1,3,5-Trimethylbenzene	ND	ug/L	0.50	1		10/07/20 16:02	108-67-8	
Vinyl chloride	ND	ug/L	1.0	1		10/07/20 16:02	75-01-4	
m&p-Xylene	ND	ug/L	1.0	1		10/07/20 16:02	179601-23-1	
o-Xylene	ND	ug/L	0.50	1		10/07/20 16:02	95-47-6	
Surrogates								
1,2-Dichloroethane-d4 (S)	96	%	70-130	1		10/07/20 16:02	17060-07-0	
4-Bromofluorobenzene (S)	99	%	70-130	1		10/07/20 16:02	460-00-4	
Toluene-d8 (S)	101	%	70-130	1		10/07/20 16:02	2037-26-5	

REPORT OF LABORATORY ANALYSIS

This report shall not be reproduced, except in full,
without the written consent of Pace Analytical Services, LLC.

Pace Analytical Services, LLC
9800 Kincey Ave. Suite 100
Huntersville, NC 28078
(704)875-9092

ANALYTICAL RESULTS

Project: Colonial Pipeline (10/6)
Pace Project No.: 92499057

Sample: MW-54 **Lab ID: 92499057002** Collected: 10/06/20 16:27 Received: 10/06/20 17:30 Matrix: Water

Parameters	Results	Units	Report Limit	DF	Prepared	Analyzed	CAS No.	Qual
504 GCS EDB and DBCP	Analytical Method: EPA 504.1 Preparation Method: EPA 504.1 Pace Analytical Services - Charlotte							
1,2-Dibromoethane (EDB)	ND	ug/L	0.020	1	10/08/20 08:45	10/08/20 13:51	106-93-4	L1
Surrogates								
1-Chloro-2-bromopropane (S)	101	%	70-130	1	10/08/20 08:45	10/08/20 13:51	301-79-56	
MADEPV	Analytical Method: MADEP VPH Preparation Method: MADEPV Pace National - Mt. Juliet							
Aliphatic (C05-C08)	ND	ug/L	100	1	10/09/20 11:14	10/09/20 11:14		
Aliphatic (C09-C12)	ND	ug/L	100	1	10/09/20 11:14	10/09/20 11:14		
Aromatic (C09-C10),Unadjusted	ND	ug/L	100	1	10/09/20 11:14	10/09/20 11:14	TPHC9C10A	
Total VPH	ND	ug/L	100	1	10/09/20 11:14	10/09/20 11:14	VPH	
Surrogates								
2,5-Dibromotoluene (FID)	82.3	%	70.0-130	1	10/09/20 11:14	10/09/20 11:14	615-59-8FID	
2,5-Dibromotoluene (PID)	93.4	%	70.0-130	1	10/09/20 11:14	10/09/20 11:14	615-59-8PID	
6010 MET ICP	Analytical Method: EPA 6010D Preparation Method: EPA 3010A Pace Analytical Services - Asheville							
Lead	**8.2**	ug/L	5.0	1	10/08/20 01:57	10/08/20 11:35	7439-92-1	
6200B MSV	Analytical Method: SM 6200B Pace Analytical Services - Charlotte							
Benzene	ND	ug/L	0.50	1		10/07/20 16:20	71-43-2	
Bromobenzene	ND	ug/L	0.50	1		10/07/20 16:20	108-86-1	
Bromochloromethane	ND	ug/L	0.50	1		10/07/20 16:20	74-97-5	
Bromodichloromethane	**3.0**	ug/L	0.50	1		10/07/20 16:20	75-27-4	
Bromoform	ND	ug/L	0.50	1		10/07/20 16:20	75-25-2	
Bromomethane	ND	ug/L	5.0	1		10/07/20 16:20	74-83-9	
n-Butylbenzene	ND	ug/L	0.50	1		10/07/20 16:20	104-51-8	
sec-Butylbenzene	ND	ug/L	0.50	1		10/07/20 16:20	135-98-8	
tert-Butylbenzene	ND	ug/L	0.50	1		10/07/20 16:20	98-06-6	
Carbon tetrachloride	ND	ug/L	0.50	1		10/07/20 16:20	56-23-5	
Chlorobenzene	ND	ug/L	0.50	1		10/07/20 16:20	108-90-7	
Chloroethane	ND	ug/L	1.0	1		10/07/20 16:20	75-00-3	
Chloroform	**28.2**	ug/L	0.50	1		10/07/20 16:20	67-66-3	
Chloromethane	ND	ug/L	1.0	1		10/07/20 16:20	74-87-3	
2-Chlorotoluene	ND	ug/L	0.50	1		10/07/20 16:20	95-49-8	
4-Chlorotoluene	ND	ug/L	0.50	1		10/07/20 16:20	106-43-4	
1,2-Dibromo-3-chloropropane	ND	ug/L	1.0	1		10/07/20 16:20	96-12-8	
Dibromochloromethane	**0.75**	ug/L	0.50	1		10/07/20 16:20	124-48-1	
Dibromomethane	ND	ug/L	0.50	1		10/07/20 16:20	74-95-3	
1,2-Dichlorobenzene	ND	ug/L	0.50	1		10/07/20 16:20	95-50-1	
1,3-Dichlorobenzene	ND	ug/L	0.50	1		10/07/20 16:20	541-73-1	
1,4-Dichlorobenzene	ND	ug/L	0.50	1		10/07/20 16:20	106-46-7	
Dichlorodifluoromethane	ND	ug/L	0.50	1		10/07/20 16:20	75-71-8	
1,1-Dichloroethane	ND	ug/L	0.50	1		10/07/20 16:20	75-34-3	
1,2-Dichloroethane	ND	ug/L	0.50	1		10/07/20 16:20	107-06-2	
1,1-Dichloroethene	ND	ug/L	0.50	1		10/07/20 16:20	75-35-4	

REPORT OF LABORATORY ANALYSIS

This report shall not be reproduced, except in full,
without the written consent of Pace Analytical Services, LLC.

Pace Analytical Services, LLC
9800 Kincey Ave. Suite 100
Huntersville, NC 28078
(704)875-9092

ANALYTICAL RESULTS

Project: Colonial Pipeline (10/6)
Pace Project No.: 92499057

Sample: MW-54 **Lab ID: 92499057002** Collected: 10/06/20 16:27 Received: 10/06/20 17:30 Matrix: Water

Parameters	Results	Units	Report Limit	DF	Prepared	Analyzed	CAS No.	Qual
6200B MSV	Analytical Method: SM 6200B Pace Analytical Services - Charlotte							
cis-1,2-Dichloroethene	ND	ug/L	0.50	1		10/07/20 16:20	156-59-2	
trans-1,2-Dichloroethene	ND	ug/L	0.50	1		10/07/20 16:20	156-60-5	
1,2-Dichloropropane	ND	ug/L	0.50	1		10/07/20 16:20	78-87-5	
1,3-Dichloropropane	ND	ug/L	0.50	1		10/07/20 16:20	142-28-9	
2,2-Dichloropropane	ND	ug/L	0.50	1		10/07/20 16:20	594-20-7	
1,1-Dichloropropene	ND	ug/L	0.50	1		10/07/20 16:20	563-58-6	
cis-1,3-Dichloropropene	ND	ug/L	0.50	1		10/07/20 16:20	10061-01-5	
trans-1,3-Dichloropropene	ND	ug/L	0.50	1		10/07/20 16:20	10061-02-6	
Diisopropyl ether	ND	ug/L	0.50	1		10/07/20 16:20	108-20-3	
Ethylbenzene	ND	ug/L	0.50	1		10/07/20 16:20	100-41-4	
Hexachloro-1,3-butadiene	ND	ug/L	2.0	1		10/07/20 16:20	87-68-3	
Isopropylbenzene (Cumene)	ND	ug/L	0.50	1		10/07/20 16:20	98-82-8	
Methylene Chloride	ND	ug/L	2.0	1		10/07/20 16:20	75-09-2	
Methyl-tert-butyl ether	ND	ug/L	0.50	1		10/07/20 16:20	1634-04-4	
Naphthalene	ND	ug/L	2.0	1		10/07/20 16:20	91-20-3	
n-Propylbenzene	ND	ug/L	0.50	1		10/07/20 16:20	103-65-1	
Styrene	ND	ug/L	0.50	1		10/07/20 16:20	100-42-5	
1,1,1,2-Tetrachloroethane	ND	ug/L	0.50	1		10/07/20 16:20	630-20-6	
1,1,2,2-Tetrachloroethane	ND	ug/L	0.50	1		10/07/20 16:20	79-34-5	
Tetrachloroethene	ND	ug/L	0.50	1		10/07/20 16:20	127-18-4	
Toluene	ND	ug/L	0.50	1		10/07/20 16:20	108-88-3	
1,2,3-Trichlorobenzene	ND	ug/L	2.0	1		10/07/20 16:20	87-61-6	
1,2,4-Trichlorobenzene	ND	ug/L	2.0	1		10/07/20 16:20	120-82-1	
1,1,1-Trichloroethane	ND	ug/L	0.50	1		10/07/20 16:20	71-55-6	
1,1,2-Trichloroethane	ND	ug/L	0.50	1		10/07/20 16:20	79-00-5	
Trichloroethene	ND	ug/L	0.50	1		10/07/20 16:20	79-01-6	
Trichlorofluoromethane	ND	ug/L	1.0	1		10/07/20 16:20	75-69-4	
1,2,3-Trichloropropane	ND	ug/L	0.50	1		10/07/20 16:20	96-18-4	
1,2,4-Trimethylbenzene	ND	ug/L	0.50	1		10/07/20 16:20	95-63-6	
1,3,5-Trimethylbenzene	ND	ug/L	0.50	1		10/07/20 16:20	108-67-8	
Vinyl chloride	ND	ug/L	1.0	1		10/07/20 16:20	75-01-4	
m&p-Xylene	ND	ug/L	1.0	1		10/07/20 16:20	179601-23-1	
o-Xylene	ND	ug/L	0.50	1		10/07/20 16:20	95-47-6	
Surrogates								
1,2-Dichloroethane-d4 (S)	94	%	70-130	1		10/07/20 16:20	17060-07-0	
4-Bromofluorobenzene (S)	101	%	70-130	1		10/07/20 16:20	460-00-4	
Toluene-d8 (S)	101	%	70-130	1		10/07/20 16:20	2037-26-5	

REPORT OF LABORATORY ANALYSIS

This report shall not be reproduced, except in full,
without the written consent of Pace Analytical Services, LLC.

Pace Analytical Services, LLC
9800 Kincey Ave. Suite 100
Huntersville, NC 28078
(704)875-9092

ANALYTICAL RESULTS

Project: Colonial Pipeline (10/6)
Pace Project No.: 92499057

Sample: MW-55 **Lab ID: 92499057003** Collected: 10/06/20 14:00 Received: 10/06/20 17:30 Matrix: Water

Parameters	Results	Units	Report Limit	DF	Prepared	Analyzed	CAS No.	Qual
504 GCS EDB and DBCP	Analytical Method: EPA 504.1 Preparation Method: EPA 504.1 Pace Analytical Services - Charlotte							
1,2-Dibromoethane (EDB)	ND	ug/L	0.020	1	10/08/20 08:45	10/08/20 14:03	106-93-4	L1
Surrogates								
1-Chloro-2-bromopropane (S)	102	%	70-130	1	10/08/20 08:45	10/08/20 14:03	301-79-56	
MADEPV	Analytical Method: MADEP VPH Preparation Method: MADEPV Pace National - Mt. Juliet							
Aliphatic (C05-C08)	**455**	ug/L	100	1	10/09/20 11:47	10/09/20 11:47		
Aliphatic (C09-C12)	ND	ug/L	100	1	10/09/20 11:47	10/09/20 11:47		
Aromatic (C09-C10),Unadjusted	ND	ug/L	100	1	10/09/20 11:47	10/09/20 11:47	TPHC9C10A	
Total VPH	**566**	ug/L	100	1	10/09/20 11:47	10/09/20 11:47	VPH	
Surrogates								
2,5-Dibromotoluene (FID)	84.2	%	70.0-130	1	10/09/20 11:47	10/09/20 11:47	615-59-8FID	
2,5-Dibromotoluene (PID)	97.9	%	70.0-130	1	10/09/20 11:47	10/09/20 11:47	615-59-8PID	
6010 MET ICP	Analytical Method: EPA 6010D Preparation Method: EPA 3010A Pace Analytical Services - Asheville							
Lead	ND	ug/L	5.0	1	10/08/20 01:57	10/08/20 11:38	7439-92-1	
6200B MSV	Analytical Method: SM 6200B Pace Analytical Services - Charlotte							
Benzene	**99.7**	ug/L	0.50	1		10/07/20 16:38	71-43-2	
Bromobenzene	ND	ug/L	0.50	1		10/07/20 16:38	108-86-1	
Bromochloromethane	ND	ug/L	0.50	1		10/07/20 16:38	74-97-5	
Bromodichloromethane	**0.92**	ug/L	0.50	1		10/07/20 16:38	75-27-4	
Bromoform	ND	ug/L	0.50	1		10/07/20 16:38	75-25-2	
Bromomethane	ND	ug/L	5.0	1		10/07/20 16:38	74-83-9	
n-Butylbenzene	ND	ug/L	0.50	1		10/07/20 16:38	104-51-8	
sec-Butylbenzene	ND	ug/L	0.50	1		10/07/20 16:38	135-98-8	
tert-Butylbenzene	ND	ug/L	0.50	1		10/07/20 16:38	98-06-6	
Carbon tetrachloride	ND	ug/L	0.50	1		10/07/20 16:38	56-23-5	
Chlorobenzene	ND	ug/L	0.50	1		10/07/20 16:38	108-90-7	
Chloroethane	ND	ug/L	1.0	1		10/07/20 16:38	75-00-3	
Chloroform	**6.9**	ug/L	0.50	1		10/07/20 16:38	67-66-3	
Chloromethane	ND	ug/L	1.0	1		10/07/20 16:38	74-87-3	
2-Chlorotoluene	ND	ug/L	0.50	1		10/07/20 16:38	95-49-8	
4-Chlorotoluene	ND	ug/L	0.50	1		10/07/20 16:38	106-43-4	
1,2-Dibromo-3-chloropropane	ND	ug/L	1.0	1		10/07/20 16:38	96-12-8	
Dibromochloromethane	ND	ug/L	0.50	1		10/07/20 16:38	124-48-1	
Dibromomethane	ND	ug/L	0.50	1		10/07/20 16:38	74-95-3	
1,2-Dichlorobenzene	ND	ug/L	0.50	1		10/07/20 16:38	95-50-1	
1,3-Dichlorobenzene	ND	ug/L	0.50	1		10/07/20 16:38	541-73-1	
1,4-Dichlorobenzene	ND	ug/L	0.50	1		10/07/20 16:38	106-46-7	
Dichlorodifluoromethane	ND	ug/L	0.50	1		10/07/20 16:38	75-71-8	
1,1-Dichloroethane	ND	ug/L	0.50	1		10/07/20 16:38	75-34-3	
1,2-Dichloroethane	ND	ug/L	0.50	1		10/07/20 16:38	107-06-2	
1,1-Dichloroethene	ND	ug/L	0.50	1		10/07/20 16:38	75-35-4	

REPORT OF LABORATORY ANALYSIS

This report shall not be reproduced, except in full,
without the written consent of Pace Analytical Services, LLC.

Pace Analytical Services, LLC
9800 Kincey Ave. Suite 100
Huntersville, NC 28078
(704)875-9092

ANALYTICAL RESULTS

Project: Colonial Pipeline (10/6)
Pace Project No.: 92499057

Sample: MW-55 **Lab ID: 92499057003** Collected: 10/06/20 14:00 Received: 10/06/20 17:30 Matrix: Water

Parameters	Results	Units	Report Limit	DF	Prepared	Analyzed	CAS No.	Qual
6200B MSV	Analytical Method: SM 6200B Pace Analytical Services - Charlotte							
cis-1,2-Dichloroethene	ND	ug/L	0.50	1		10/07/20 16:38	156-59-2	
trans-1,2-Dichloroethene	ND	ug/L	0.50	1		10/07/20 16:38	156-60-5	
1,2-Dichloropropane	ND	ug/L	0.50	1		10/07/20 16:38	78-87-5	
1,3-Dichloropropane	ND	ug/L	0.50	1		10/07/20 16:38	142-28-9	
2,2-Dichloropropane	ND	ug/L	0.50	1		10/07/20 16:38	594-20-7	
1,1-Dichloropropene	ND	ug/L	0.50	1		10/07/20 16:38	563-58-6	
cis-1,3-Dichloropropene	ND	ug/L	0.50	1		10/07/20 16:38	10061-01-5	
trans-1,3-Dichloropropene	ND	ug/L	0.50	1		10/07/20 16:38	10061-02-6	
Diisopropyl ether	**48.0**	ug/L	0.50	1		10/07/20 16:38	108-20-3	
Ethylbenzene	**6.0**	ug/L	0.50	1		10/07/20 16:38	100-41-4	
Hexachloro-1,3-butadiene	ND	ug/L	2.0	1		10/07/20 16:38	87-68-3	
Isopropylbenzene (Cumene)	ND	ug/L	0.50	1		10/07/20 16:38	98-82-8	
Methylene Chloride	ND	ug/L	2.0	1		10/07/20 16:38	75-09-2	
Methyl-tert-butyl ether	**19.6**	ug/L	0.50	1		10/07/20 16:38	1634-04-4	
Naphthalene	ND	ug/L	2.0	1		10/07/20 16:38	91-20-3	
n-Propylbenzene	ND	ug/L	0.50	1		10/07/20 16:38	103-65-1	
Styrene	ND	ug/L	0.50	1		10/07/20 16:38	100-42-5	
1,1,1,2-Tetrachloroethane	ND	ug/L	0.50	1		10/07/20 16:38	630-20-6	
1,1,2,2-Tetrachloroethane	ND	ug/L	0.50	1		10/07/20 16:38	79-34-5	
Tetrachloroethene	ND	ug/L	0.50	1		10/07/20 16:38	127-18-4	
Toluene	**154**	ug/L	0.50	1		10/07/20 16:38	108-88-3	
1,2,3-Trichlorobenzene	ND	ug/L	2.0	1		10/07/20 16:38	87-61-6	
1,2,4-Trichlorobenzene	ND	ug/L	2.0	1		10/07/20 16:38	120-82-1	
1,1,1-Trichloroethane	ND	ug/L	0.50	1		10/07/20 16:38	71-55-6	
1,1,2-Trichloroethane	ND	ug/L	0.50	1		10/07/20 16:38	79-00-5	
Trichloroethene	ND	ug/L	0.50	1		10/07/20 16:38	79-01-6	
Trichlorofluoromethane	ND	ug/L	1.0	1		10/07/20 16:38	75-69-4	
1,2,3-Trichloropropane	ND	ug/L	0.50	1		10/07/20 16:38	96-18-4	
1,2,4-Trimethylbenzene	**1.8**	ug/L	0.50	1		10/07/20 16:38	95-63-6	
1,3,5-Trimethylbenzene	ND	ug/L	0.50	1		10/07/20 16:38	108-67-8	
Vinyl chloride	ND	ug/L	1.0	1		10/07/20 16:38	75-01-4	
m&p-Xylene	**24.5**	ug/L	1.0	1		10/07/20 16:38	179601-23-1	
o-Xylene	**20.4**	ug/L	0.50	1		10/07/20 16:38	95-47-6	
Surrogates								
1,2-Dichloroethane-d4 (S)	96	%	70-130	1		10/07/20 16:38	17060-07-0	
4-Bromofluorobenzene (S)	99	%	70-130	1		10/07/20 16:38	460-00-4	
Toluene-d8 (S)	101	%	70-130	1		10/07/20 16:38	2037-26-5	

REPORT OF LABORATORY ANALYSIS

This report shall not be reproduced, except in full,
without the written consent of Pace Analytical Services, LLC.

Pace Analytical Services, LLC
9800 Kincey Ave. Suite 100
Huntersville, NC 28078
(704)875-9092

ANALYTICAL RESULTS

Project: Colonial Pipeline (10/6)
Pace Project No.: 92499057

Sample: MW-56 **Lab ID: 92499057004** Collected: 10/06/20 15:00 Received: 10/06/20 17:30 Matrix: Water

Parameters	Results	Units	Report Limit	DF	Prepared	Analyzed	CAS No.	Qual
504 GCS EDB and DBCP	Analytical Method: EPA 504.1 Preparation Method: EPA 504.1 Pace Analytical Services - Charlotte							
1,2-Dibromoethane (EDB)	ND	ug/L	0.020	1	10/08/20 08:45	10/08/20 14:15	106-93-4	L1
Surrogates								
1-Chloro-2-bromopropane (S)	108	%	70-130	1	10/08/20 08:45	10/08/20 14:15	301-79-56	
MADEPV	Analytical Method: MADEP VPH Preparation Method: MADEPV Pace National - Mt. Juliet							
Aliphatic (C05-C08)	ND	ug/L	100	1	10/09/20 12:20	10/09/20 12:20		
Aliphatic (C09-C12)	ND	ug/L	100	1	10/09/20 12:20	10/09/20 12:20		
Aromatic (C09-C10),Unadjusted	ND	ug/L	100	1	10/09/20 12:20	10/09/20 12:20	TPHC9C10A	
Total VPH	ND	ug/L	100	1	10/09/20 12:20	10/09/20 12:20	VPH	
Surrogates								
2,5-Dibromotoluene (FID)	79.3	%	70.0-130	1	10/09/20 12:20	10/09/20 12:20	615-59-8FID	
2,5-Dibromotoluene (PID)	92.2	%	70.0-130	1	10/09/20 12:20	10/09/20 12:20	615-59-8PID	
6010 MET ICP	Analytical Method: EPA 6010D Preparation Method: EPA 3010A Pace Analytical Services - Asheville							
Lead	ND	ug/L	5.0	1	10/08/20 01:57	10/08/20 11:48	7439-92-1	
6200B MSV	Analytical Method: SM 6200B Pace Analytical Services - Charlotte							
Benzene	ND	ug/L	0.50	1		10/07/20 16:56	71-43-2	
Bromobenzene	ND	ug/L	0.50	1		10/07/20 16:56	108-86-1	
Bromochloromethane	ND	ug/L	0.50	1		10/07/20 16:56	74-97-5	
Bromodichloromethane	ND	ug/L	0.50	1		10/07/20 16:56	75-27-4	
Bromoform	ND	ug/L	0.50	1		10/07/20 16:56	75-25-2	
Bromomethane	ND	ug/L	5.0	1		10/07/20 16:56	74-83-9	
n-Butylbenzene	ND	ug/L	0.50	1		10/07/20 16:56	104-51-8	
sec-Butylbenzene	ND	ug/L	0.50	1		10/07/20 16:56	135-98-8	
tert-Butylbenzene	ND	ug/L	0.50	1		10/07/20 16:56	98-06-6	
Carbon tetrachloride	ND	ug/L	0.50	1		10/07/20 16:56	56-23-5	
Chlorobenzene	ND	ug/L	0.50	1		10/07/20 16:56	108-90-7	
Chloroethane	ND	ug/L	1.0	1		10/07/20 16:56	75-00-3	
Chloroform	ND	ug/L	0.50	1		10/07/20 16:56	67-66-3	
Chloromethane	ND	ug/L	1.0	1		10/07/20 16:56	74-87-3	
2-Chlorotoluene	ND	ug/L	0.50	1		10/07/20 16:56	95-49-8	
4-Chlorotoluene	ND	ug/L	0.50	1		10/07/20 16:56	106-43-4	
1,2-Dibromo-3-chloropropane	ND	ug/L	1.0	1		10/07/20 16:56	96-12-8	
Dibromochloromethane	ND	ug/L	0.50	1		10/07/20 16:56	124-48-1	
Dibromomethane	ND	ug/L	0.50	1		10/07/20 16:56	74-95-3	
1,2-Dichlorobenzene	ND	ug/L	0.50	1		10/07/20 16:56	95-50-1	
1,3-Dichlorobenzene	ND	ug/L	0.50	1		10/07/20 16:56	541-73-1	
1,4-Dichlorobenzene	ND	ug/L	0.50	1		10/07/20 16:56	106-46-7	
Dichlorodifluoromethane	ND	ug/L	0.50	1		10/07/20 16:56	75-71-8	
1,1-Dichloroethane	ND	ug/L	0.50	1		10/07/20 16:56	75-34-3	
1,2-Dichloroethane	ND	ug/L	0.50	1		10/07/20 16:56	107-06-2	
1,1-Dichloroethene	ND	ug/L	0.50	1		10/07/20 16:56	75-35-4	

REPORT OF LABORATORY ANALYSIS

This report shall not be reproduced, except in full,
without the written consent of Pace Analytical Services, LLC.

Pace Analytical Services, LLC
9800 Kincey Ave. Suite 100
Huntersville, NC 28078
(704)875-9092

ANALYTICAL RESULTS

Project: Colonial Pipeline (10/6)
Pace Project No.: 92499057

Sample: MW-56 **Lab ID: 92499057004** Collected: 10/06/20 15:00 Received: 10/06/20 17:30 Matrix: Water

Parameters	Results	Units	Report Limit	DF	Prepared	Analyzed	CAS No.	Qual
6200B MSV	Analytical Method: SM 6200B Pace Analytical Services - Charlotte							
cis-1,2-Dichloroethene	ND	ug/L	0.50	1		10/07/20 16:56	156-59-2	
trans-1,2-Dichloroethene	ND	ug/L	0.50	1		10/07/20 16:56	156-60-5	
1,2-Dichloropropane	ND	ug/L	0.50	1		10/07/20 16:56	78-87-5	
1,3-Dichloropropane	ND	ug/L	0.50	1		10/07/20 16:56	142-28-9	
2,2-Dichloropropane	ND	ug/L	0.50	1		10/07/20 16:56	594-20-7	
1,1-Dichloropropene	ND	ug/L	0.50	1		10/07/20 16:56	563-58-6	
cis-1,3-Dichloropropene	ND	ug/L	0.50	1		10/07/20 16:56	10061-01-5	
trans-1,3-Dichloropropene	ND	ug/L	0.50	1		10/07/20 16:56	10061-02-6	
Diisopropyl ether	ND	ug/L	0.50	1		10/07/20 16:56	108-20-3	
Ethylbenzene	ND	ug/L	0.50	1		10/07/20 16:56	100-41-4	
Hexachloro-1,3-butadiene	ND	ug/L	2.0	1		10/07/20 16:56	87-68-3	
Isopropylbenzene (Cumene)	ND	ug/L	0.50	1		10/07/20 16:56	98-82-8	
Methylene Chloride	ND	ug/L	2.0	1		10/07/20 16:56	75-09-2	
Methyl-tert-butyl ether	ND	ug/L	0.50	1		10/07/20 16:56	1634-04-4	
Naphthalene	ND	ug/L	2.0	1		10/07/20 16:56	91-20-3	
n-Propylbenzene	ND	ug/L	0.50	1		10/07/20 16:56	103-65-1	
Styrene	ND	ug/L	0.50	1		10/07/20 16:56	100-42-5	
1,1,1,2-Tetrachloroethane	ND	ug/L	0.50	1		10/07/20 16:56	630-20-6	
1,1,2,2-Tetrachloroethane	ND	ug/L	0.50	1		10/07/20 16:56	79-34-5	
Tetrachloroethene	ND	ug/L	0.50	1		10/07/20 16:56	127-18-4	
Toluene	**1.1**	ug/L	0.50	1		10/07/20 16:56	108-88-3	
1,2,3-Trichlorobenzene	ND	ug/L	2.0	1		10/07/20 16:56	87-61-6	
1,2,4-Trichlorobenzene	ND	ug/L	2.0	1		10/07/20 16:56	120-82-1	
1,1,1-Trichloroethane	ND	ug/L	0.50	1		10/07/20 16:56	71-55-6	
1,1,2-Trichloroethane	ND	ug/L	0.50	1		10/07/20 16:56	79-00-5	
Trichloroethene	ND	ug/L	0.50	1		10/07/20 16:56	79-01-6	
Trichlorofluoromethane	ND	ug/L	1.0	1		10/07/20 16:56	75-69-4	
1,2,3-Trichloropropane	ND	ug/L	0.50	1		10/07/20 16:56	96-18-4	
1,2,4-Trimethylbenzene	ND	ug/L	0.50	1		10/07/20 16:56	95-63-6	
1,3,5-Trimethylbenzene	ND	ug/L	0.50	1		10/07/20 16:56	108-67-8	
Vinyl chloride	ND	ug/L	1.0	1		10/07/20 16:56	75-01-4	
m&p-Xylene	ND	ug/L	1.0	1		10/07/20 16:56	179601-23-1	
o-Xylene	ND	ug/L	0.50	1		10/07/20 16:56	95-47-6	
Surrogates								
1,2-Dichloroethane-d4 (S)	91	%	70-130	1		10/07/20 16:56	17060-07-0	
4-Bromofluorobenzene (S)	99	%	70-130	1		10/07/20 16:56	460-00-4	
Toluene-d8 (S)	101	%	70-130	1		10/07/20 16:56	2037-26-5	

REPORT OF LABORATORY ANALYSIS

This report shall not be reproduced, except in full,
without the written consent of Pace Analytical Services, LLC.

Pace Analytical Services, LLC
9800 Kincey Ave. Suite 100
Huntersville, NC 28078
(704)875-9092

ANALYTICAL RESULTS

Project: Colonial Pipeline (10/6)
Pace Project No.: 92499057

Sample: MW-57 **Lab ID: 92499057005** Collected: 10/06/20 12:10 Received: 10/06/20 17:30 Matrix: Water

Parameters	Results	Units	Report Limit	DF	Prepared	Analyzed	CAS No.	Qual
504 GCS EDB and DBCP	Analytical Method: EPA 504.1 Preparation Method: EPA 504.1 Pace Analytical Services - Charlotte							
1,2-Dibromoethane (EDB)	ND	ug/L	0.020	1	10/08/20 08:45	10/08/20 14:52	106-93-4	L1
Surrogates								
1-Chloro-2-bromopropane (S)	102	%	70-130	1	10/08/20 08:45	10/08/20 14:52	301-79-56	
MADEPV	Analytical Method: MADEP VPH Preparation Method: MADEPV Pace National - Mt. Juliet							
Aliphatic (C05-C08)	ND	ug/L	100	1	10/09/20 12:53	10/09/20 12:53		
Aliphatic (C09-C12)	ND	ug/L	100	1	10/09/20 12:53	10/09/20 12:53		
Aromatic (C09-C10),Unadjusted	ND	ug/L	100	1	10/09/20 12:53	10/09/20 12:53	TPHC9C10A	
Total VPH	ND	ug/L	100	1	10/09/20 12:53	10/09/20 12:53	VPH	
Surrogates								
2,5-Dibromotoluene (FID)	83.1	%	70.0-130	1	10/09/20 12:53	10/09/20 12:53	615-59-8FID	
2,5-Dibromotoluene (PID)	95.1	%	70.0-130	1	10/09/20 12:53	10/09/20 12:53	615-59-8PID	
6010 MET ICP	Analytical Method: EPA 6010D Preparation Method: EPA 3010A Pace Analytical Services - Asheville							
Lead	ND	ug/L	5.0	1	10/08/20 01:57	10/08/20 12:00	7439-92-1	
6200B MSV	Analytical Method: SM 6200B Pace Analytical Services - Charlotte							
Benzene	ND	ug/L	0.50	1		10/07/20 17:14	71-43-2	
Bromobenzene	ND	ug/L	0.50	1		10/07/20 17:14	108-86-1	
Bromochloromethane	ND	ug/L	0.50	1		10/07/20 17:14	74-97-5	
Bromodichloromethane	ND	ug/L	0.50	1		10/07/20 17:14	75-27-4	
Bromoform	ND	ug/L	0.50	1		10/07/20 17:14	75-25-2	
Bromomethane	ND	ug/L	5.0	1		10/07/20 17:14	74-83-9	
n-Butylbenzene	ND	ug/L	0.50	1		10/07/20 17:14	104-51-8	
sec-Butylbenzene	ND	ug/L	0.50	1		10/07/20 17:14	135-98-8	
tert-Butylbenzene	ND	ug/L	0.50	1		10/07/20 17:14	98-06-6	
Carbon tetrachloride	ND	ug/L	0.50	1		10/07/20 17:14	56-23-5	
Chlorobenzene	ND	ug/L	0.50	1		10/07/20 17:14	108-90-7	
Chloroethane	ND	ug/L	1.0	1		10/07/20 17:14	75-00-3	
Chloroform	**2.4**	ug/L	0.50	1		10/07/20 17:14	67-66-3	
Chloromethane	ND	ug/L	1.0	1		10/07/20 17:14	74-87-3	
2-Chlorotoluene	ND	ug/L	0.50	1		10/07/20 17:14	95-49-8	
4-Chlorotoluene	ND	ug/L	0.50	1		10/07/20 17:14	106-43-4	
1,2-Dibromo-3-chloropropane	ND	ug/L	1.0	1		10/07/20 17:14	96-12-8	
Dibromochloromethane	ND	ug/L	0.50	1		10/07/20 17:14	124-48-1	
Dibromomethane	ND	ug/L	0.50	1		10/07/20 17:14	74-95-3	
1,2-Dichlorobenzene	ND	ug/L	0.50	1		10/07/20 17:14	95-50-1	
1,3-Dichlorobenzene	ND	ug/L	0.50	1		10/07/20 17:14	541-73-1	
1,4-Dichlorobenzene	ND	ug/L	0.50	1		10/07/20 17:14	106-46-7	
Dichlorodifluoromethane	ND	ug/L	0.50	1		10/07/20 17:14	75-71-8	
1,1-Dichloroethane	ND	ug/L	0.50	1		10/07/20 17:14	75-34-3	
1,2-Dichloroethane	ND	ug/L	0.50	1		10/07/20 17:14	107-06-2	
1,1-Dichloroethene	ND	ug/L	0.50	1		10/07/20 17:14	75-35-4	

REPORT OF LABORATORY ANALYSIS

This report shall not be reproduced, except in full,
without the written consent of Pace Analytical Services, LLC.

Pace Analytical Services, LLC
9800 Kincey Ave. Suite 100
Huntersville, NC 28078
(704)875-9092

ANALYTICAL RESULTS

Project: Colonial Pipeline (10/6)
Pace Project No.: 92499057

Sample: MW-57 **Lab ID: 92499057005** Collected: 10/06/20 12:10 Received: 10/06/20 17:30 Matrix: Water

Parameters	Results	Units	Report Limit	DF	Prepared	Analyzed	CAS No.	Qual
6200B MSV	Analytical Method: SM 6200B Pace Analytical Services - Charlotte							
cis-1,2-Dichloroethene	ND	ug/L	0.50	1		10/07/20 17:14	156-59-2	
trans-1,2-Dichloroethene	ND	ug/L	0.50	1		10/07/20 17:14	156-60-5	
1,2-Dichloropropane	ND	ug/L	0.50	1		10/07/20 17:14	78-87-5	
1,3-Dichloropropane	ND	ug/L	0.50	1		10/07/20 17:14	142-28-9	
2,2-Dichloropropane	ND	ug/L	0.50	1		10/07/20 17:14	594-20-7	
1,1-Dichloropropene	ND	ug/L	0.50	1		10/07/20 17:14	563-58-6	
cis-1,3-Dichloropropene	ND	ug/L	0.50	1		10/07/20 17:14	10061-01-5	
trans-1,3-Dichloropropene	ND	ug/L	0.50	1		10/07/20 17:14	10061-02-6	
Diisopropyl ether	ND	ug/L	0.50	1		10/07/20 17:14	108-20-3	
Ethylbenzene	ND	ug/L	0.50	1		10/07/20 17:14	100-41-4	
Hexachloro-1,3-butadiene	ND	ug/L	2.0	1		10/07/20 17:14	87-68-3	
Isopropylbenzene (Cumene)	ND	ug/L	0.50	1		10/07/20 17:14	98-82-8	
Methylene Chloride	ND	ug/L	2.0	1		10/07/20 17:14	75-09-2	
Methyl-tert-butyl ether	ND	ug/L	0.50	1		10/07/20 17:14	1634-04-4	
Naphthalene	ND	ug/L	2.0	1		10/07/20 17:14	91-20-3	
n-Propylbenzene	ND	ug/L	0.50	1		10/07/20 17:14	103-65-1	
Styrene	ND	ug/L	0.50	1		10/07/20 17:14	100-42-5	
1,1,1,2-Tetrachloroethane	ND	ug/L	0.50	1		10/07/20 17:14	630-20-6	
1,1,2,2-Tetrachloroethane	ND	ug/L	0.50	1		10/07/20 17:14	79-34-5	
Tetrachloroethene	ND	ug/L	0.50	1		10/07/20 17:14	127-18-4	
Toluene	ND	ug/L	0.50	1		10/07/20 17:14	108-88-3	
1,2,3-Trichlorobenzene	ND	ug/L	2.0	1		10/07/20 17:14	87-61-6	
1,2,4-Trichlorobenzene	ND	ug/L	2.0	1		10/07/20 17:14	120-82-1	
1,1,1-Trichloroethane	ND	ug/L	0.50	1		10/07/20 17:14	71-55-6	
1,1,2-Trichloroethane	ND	ug/L	0.50	1		10/07/20 17:14	79-00-5	
Trichloroethene	ND	ug/L	0.50	1		10/07/20 17:14	79-01-6	
Trichlorofluoromethane	ND	ug/L	1.0	1		10/07/20 17:14	75-69-4	
1,2,3-Trichloropropane	ND	ug/L	0.50	1		10/07/20 17:14	96-18-4	
1,2,4-Trimethylbenzene	ND	ug/L	0.50	1		10/07/20 17:14	95-63-6	
1,3,5-Trimethylbenzene	ND	ug/L	0.50	1		10/07/20 17:14	108-67-8	
Vinyl chloride	ND	ug/L	1.0	1		10/07/20 17:14	75-01-4	
m&p-Xylene	ND	ug/L	1.0	1		10/07/20 17:14	179601-23-1	
o-Xylene	ND	ug/L	0.50	1		10/07/20 17:14	95-47-6	
Surrogates								
1,2-Dichloroethane-d4 (S)	94	%	70-130	1		10/07/20 17:14	17060-07-0	
4-Bromofluorobenzene (S)	100	%	70-130	1		10/07/20 17:14	460-00-4	
Toluene-d8 (S)	101	%	70-130	1		10/07/20 17:14	2037-26-5	

REPORT OF LABORATORY ANALYSIS

This report shall not be reproduced, except in full,
without the written consent of Pace Analytical Services, LLC.

Pace Analytical Services, LLC
9800 Kincey Ave. Suite 100
Huntersville, NC 28078
(704)875-9092

ANALYTICAL RESULTS

Project: Colonial Pipeline (10/6)
Pace Project No.: 92499057

Sample: DUP-01-20201006 **Lab ID: 92499057006** Collected: 10/06/20 14:05 Received: 10/06/20 17:30 Matrix: Water

Parameters	Results	Units	Report Limit	DF	Prepared	Analyzed	CAS No.	Qual
504 GCS EDB and DBCP	Analytical Method: EPA 504.1 Preparation Method: EPA 504.1 Pace Analytical Services - Charlotte							
1,2-Dibromoethane (EDB)	ND	ug/L	0.020	1	10/08/20 08:45	10/08/20 15:04	106-93-4	L1
Surrogates								
1-Chloro-2-bromopropane (S)	105	%	70-130	1	10/08/20 08:45	10/08/20 15:04	301-79-56	
MADEPV	Analytical Method: MADEP VPH Preparation Method: MADEPV Pace National - Mt. Juliet							
Aliphatic (C05-C08)	**496**	ug/L	100	1	10/09/20 13:26	10/09/20 13:26		
Aliphatic (C09-C12)	ND	ug/L	100	1	10/09/20 13:26	10/09/20 13:26		
Aromatic (C09-C10),Unadjusted	ND	ug/L	100	1	10/09/20 13:26	10/09/20 13:26	TPHC9C10A	
Total VPH	**614**	ug/L	100	1	10/09/20 13:26	10/09/20 13:26	VPH	
Surrogates								
2,5-Dibromotoluene (FID)	83.6	%	70.0-130	1	10/09/20 13:26	10/09/20 13:26	615-59-8FID	
2,5-Dibromotoluene (PID)	97.0	%	70.0-130	1	10/09/20 13:26	10/09/20 13:26	615-59-8PID	
6010 MET ICP	Analytical Method: EPA 6010D Preparation Method: EPA 3010A Pace Analytical Services - Asheville							
Lead	ND	ug/L	5.0	1	10/08/20 01:57	10/08/20 12:03	7439-92-1	
6200B MSV	Analytical Method: SM 6200B Pace Analytical Services - Charlotte							
Benzene	**102**	ug/L	0.50	1		10/07/20 17:32	71-43-2	
Bromobenzene	ND	ug/L	0.50	1		10/07/20 17:32	108-86-1	
Bromochloromethane	ND	ug/L	0.50	1		10/07/20 17:32	74-97-5	
Bromodichloromethane	**0.91**	ug/L	0.50	1		10/07/20 17:32	75-27-4	
Bromoform	ND	ug/L	0.50	1		10/07/20 17:32	75-25-2	
Bromomethane	ND	ug/L	5.0	1		10/07/20 17:32	74-83-9	
n-Butylbenzene	ND	ug/L	0.50	1		10/07/20 17:32	104-51-8	
sec-Butylbenzene	ND	ug/L	0.50	1		10/07/20 17:32	135-98-8	
tert-Butylbenzene	ND	ug/L	0.50	1		10/07/20 17:32	98-06-6	
Carbon tetrachloride	ND	ug/L	0.50	1		10/07/20 17:32	56-23-5	
Chlorobenzene	ND	ug/L	0.50	1		10/07/20 17:32	108-90-7	
Chloroethane	ND	ug/L	1.0	1		10/07/20 17:32	75-00-3	
Chloroform	**6.8**	ug/L	0.50	1		10/07/20 17:32	67-66-3	
Chloromethane	ND	ug/L	1.0	1		10/07/20 17:32	74-87-3	
2-Chlorotoluene	ND	ug/L	0.50	1		10/07/20 17:32	95-49-8	
4-Chlorotoluene	ND	ug/L	0.50	1		10/07/20 17:32	106-43-4	
1,2-Dibromo-3-chloropropane	ND	ug/L	1.0	1		10/07/20 17:32	96-12-8	
Dibromochloromethane	ND	ug/L	0.50	1		10/07/20 17:32	124-48-1	
Dibromomethane	ND	ug/L	0.50	1		10/07/20 17:32	74-95-3	
1,2-Dichlorobenzene	ND	ug/L	0.50	1		10/07/20 17:32	95-50-1	
1,3-Dichlorobenzene	ND	ug/L	0.50	1		10/07/20 17:32	541-73-1	
1,4-Dichlorobenzene	ND	ug/L	0.50	1		10/07/20 17:32	106-46-7	
Dichlorodifluoromethane	ND	ug/L	0.50	1		10/07/20 17:32	75-71-8	
1,1-Dichloroethane	ND	ug/L	0.50	1		10/07/20 17:32	75-34-3	
1,2-Dichloroethane	ND	ug/L	0.50	1		10/07/20 17:32	107-06-2	
1,1-Dichloroethene	ND	ug/L	0.50	1		10/07/20 17:32	75-35-4	

REPORT OF LABORATORY ANALYSIS

This report shall not be reproduced, except in full,
without the written consent of Pace Analytical Services, LLC.

Pace Analytical Services, LLC
9800 Kincey Ave. Suite 100
Huntersville, NC 28078
(704)875-9092

ANALYTICAL RESULTS

Project: Colonial Pipeline (10/6)
Pace Project No.: 92499057

Sample: DUP-01-20201006 **Lab ID: 92499057006** Collected: 10/06/20 14:05 Received: 10/06/20 17:30 Matrix: Water

Parameters	Results	Units	Report Limit	DF	Prepared	Analyzed	CAS No.	Qual
6200B MSV	Analytical Method: SM 6200B Pace Analytical Services - Charlotte							
cis-1,2-Dichloroethene	ND	ug/L	0.50	1		10/07/20 17:32	156-59-2	
trans-1,2-Dichloroethene	ND	ug/L	0.50	1		10/07/20 17:32	156-60-5	
1,2-Dichloropropane	ND	ug/L	0.50	1		10/07/20 17:32	78-87-5	
1,3-Dichloropropane	ND	ug/L	0.50	1		10/07/20 17:32	142-28-9	
2,2-Dichloropropane	ND	ug/L	0.50	1		10/07/20 17:32	594-20-7	
1,1-Dichloropropene	ND	ug/L	0.50	1		10/07/20 17:32	563-58-6	
cis-1,3-Dichloropropene	ND	ug/L	0.50	1		10/07/20 17:32	10061-01-5	
trans-1,3-Dichloropropene	ND	ug/L	0.50	1		10/07/20 17:32	10061-02-6	
Diisopropyl ether	**48.9**	ug/L	0.50	1		10/07/20 17:32	108-20-3	
Ethylbenzene	**6.1**	ug/L	0.50	1		10/07/20 17:32	100-41-4	
Hexachloro-1,3-butadiene	ND	ug/L	2.0	1		10/07/20 17:32	87-68-3	
Isopropylbenzene (Cumene)	ND	ug/L	0.50	1		10/07/20 17:32	98-82-8	
Methylene Chloride	ND	ug/L	2.0	1		10/07/20 17:32	75-09-2	
Methyl-tert-butyl ether	**19.7**	ug/L	0.50	1		10/07/20 17:32	1634-04-4	
Naphthalene	ND	ug/L	2.0	1		10/07/20 17:32	91-20-3	
n-Propylbenzene	ND	ug/L	0.50	1		10/07/20 17:32	103-65-1	
Styrene	ND	ug/L	0.50	1		10/07/20 17:32	100-42-5	
1,1,1,2-Tetrachloroethane	ND	ug/L	0.50	1		10/07/20 17:32	630-20-6	
1,1,2,2-Tetrachloroethane	ND	ug/L	0.50	1		10/07/20 17:32	79-34-5	
Tetrachloroethene	ND	ug/L	0.50	1		10/07/20 17:32	127-18-4	
Toluene	**157**	ug/L	0.50	1		10/07/20 17:32	108-88-3	
1,2,3-Trichlorobenzene	ND	ug/L	2.0	1		10/07/20 17:32	87-61-6	
1,2,4-Trichlorobenzene	ND	ug/L	2.0	1		10/07/20 17:32	120-82-1	
1,1,1-Trichloroethane	ND	ug/L	0.50	1		10/07/20 17:32	71-55-6	
1,1,2-Trichloroethane	ND	ug/L	0.50	1		10/07/20 17:32	79-00-5	
Trichloroethene	ND	ug/L	0.50	1		10/07/20 17:32	79-01-6	
Trichlorofluoromethane	ND	ug/L	1.0	1		10/07/20 17:32	75-69-4	
1,2,3-Trichloropropane	ND	ug/L	0.50	1		10/07/20 17:32	96-18-4	
1,2,4-Trimethylbenzene	**1.9**	ug/L	0.50	1		10/07/20 17:32	95-63-6	
1,3,5-Trimethylbenzene	ND	ug/L	0.50	1		10/07/20 17:32	108-67-8	
Vinyl chloride	ND	ug/L	1.0	1		10/07/20 17:32	75-01-4	
m&p-Xylene	**25.2**	ug/L	1.0	1		10/07/20 17:32	179601-23-1	
o-Xylene	**21.0**	ug/L	0.50	1		10/07/20 17:32	95-47-6	
Surrogates								
1,2-Dichloroethane-d4 (S)	93	%	70-130	1		10/07/20 17:32	17060-07-0	
4-Bromofluorobenzene (S)	98	%	70-130	1		10/07/20 17:32	460-00-4	
Toluene-d8 (S)	100	%	70-130	1		10/07/20 17:32	2037-26-5	

REPORT OF LABORATORY ANALYSIS

This report shall not be reproduced, except in full,
without the written consent of Pace Analytical Services, LLC.

Pace Analytical Services, LLC
9800 Kincey Ave. Suite 100
Huntersville, NC 28078
(704)875-9092

QUALITY CONTROL DATA

Project: Colonial Pipeline (10/6)
Pace Project No.: 92499057

QC Batch: 1556705 Analysis Method: MADEP VPH
QC Batch Method: MADEPV Analysis Description: MADEPV
Laboratory: Pace National - Mt. Juliet
Associated Lab Samples: 92499057001, 92499057002, 92499057003, 92499057004, 92499057005, 92499057006

METHOD BLANK: R3579786-3 Matrix: Water
Associated Lab Samples: 92499057001, 92499057002, 92499057003, 92499057004, 92499057005, 92499057006

Parameter	Units	Blank Result	Reporting Limit	Analyzed	Qualifiers
Aliphatic (C05-C08)	ug/L	ND	100	10/09/20 10:08	
Aliphatic (C09-C12)	ug/L	ND	100	10/09/20 10:08	
Aromatic (C09-C10),Unadjusted	ug/L	ND	100	10/09/20 10:08	
Total VPH	ug/L	ND	100	10/09/20 10:08	
2,5-Dibromotoluene (FID)	%	79.7	70.0-130	10/09/20 10:08	
2,5-Dibromotoluene (PID)	%	92.2	70.0-130	10/09/20 10:08	

LABORATORY CONTROL SAMPLE & LCSD: R3579786-1 R3579786-2

Parameter	Units	Spike Conc.	LCS Result	LCSD Result	LCS % Rec	LCSD % Rec	% Rec Limits	RPD	Max RPD	Qualifiers
Aliphatic (C05-C08)	ug/L	1200	1080	1060	90.0	88.3	70.0-130	1.87	25	
Aliphatic (C09-C12)	ug/L	1400	1330	1330	95.0	95.0	70.0-130	0.00	25	
Aromatic (C09-C10),Unadjusted	ug/L	200	231	232	116	116	70.0-130	0.432	25	
Total VPH	ug/L	2800	2640	2620	94.3	93.6	70.0-130	0.760	25	
2,5-Dibromotoluene (FID)	%				84.2	86.1	70.0-130			
2,5-Dibromotoluene (PID)	%				99.3	102	70.0-130			

Results presented on this page are in the units indicated by the "Units" column except where an alternate unit is presented to the right of the result.

REPORT OF LABORATORY ANALYSIS

This report shall not be reproduced, except in full,
without the written consent of Pace Analytical Services, LLC.

Pace Analytical Services, LLC
9800 Kincey Ave. Suite 100
Huntersville, NC 28078
(704)875-9092

QUALITY CONTROL DATA

Project: Colonial Pipeline (10/6)
Pace Project No.: 92499057

QC Batch: 571681 | Analysis Method: EPA 6010D
QC Batch Method: EPA 3010A | Analysis Description: 6010 MET
Laboratory: Pace Analytical Services - Asheville
Associated Lab Samples: 92499057001, 92499057002, 92499057003, 92499057004, 92499057005, 92499057006

METHOD BLANK: 3028056 Matrix: Water
Associated Lab Samples: 92499057001, 92499057002, 92499057003, 92499057004, 92499057005, 92499057006

Parameter	Units	Blank Result	Reporting Limit	Analyzed	Qualifiers
Lead	ug/L	ND	5.0	10/08/20 11:26	

LABORATORY CONTROL SAMPLE: 3028057

Parameter	Units	Spike Conc.	LCS Result	LCS % Rec	% Rec Limits	Qualifiers
Lead	ug/L	500	481	96	80-120	

MATRIX SPIKE & MATRIX SPIKE DUPLICATE: 3028058 3028059

Parameter	Units	92499057004 Result	MS Spike Conc.	MSD Spike Conc.	MS Result	MSD Result	MS % Rec	MSD % Rec	% Rec Limits	RPD	Qual
Lead	ug/L	ND	500	500	503	511	100	102	75-125	2	

Results presented on this page are in the units indicated by the "Units" column except where an alternate unit is presented to the right of the result.

REPORT OF LABORATORY ANALYSIS

This report shall not be reproduced, except in full,
without the written consent of Pace Analytical Services, LLC.

Pace Analytical Services, LLC
9800 Kincey Ave. Suite 100
Huntersville, NC 28078
(704)875-9092

QUALITY CONTROL DATA

Project: Colonial Pipeline (10/6)
Pace Project No.: 92499057

QC Batch: 571524 | Analysis Method: SM 6200B
QC Batch Method: SM 6200B | Analysis Description: 6200B MSV
Laboratory: Pace Analytical Services - Charlotte
Associated Lab Samples: 92499057001, 92499057002, 92499057003, 92499057004, 92499057005, 92499057006

METHOD BLANK: 3026990 Matrix: Water
Associated Lab Samples: 92499057001, 92499057002, 92499057003, 92499057004, 92499057005, 92499057006

Parameter	Units	Blank Result	Reporting Limit	Analyzed	Qualifiers
1,1,1,2-Tetrachloroethane	ug/L	ND	0.50	10/07/20 11:34	
1,1,1-Trichloroethane	ug/L	ND	0.50	10/07/20 11:34	
1,1,2,2-Tetrachloroethane	ug/L	ND	0.50	10/07/20 11:34	
1,1,2-Trichloroethane	ug/L	ND	0.50	10/07/20 11:34	
1,1-Dichloroethane	ug/L	ND	0.50	10/07/20 11:34	
1,1-Dichloroethene	ug/L	ND	0.50	10/07/20 11:34	
1,1-Dichloropropene	ug/L	ND	0.50	10/07/20 11:34	
1,2,3-Trichlorobenzene	ug/L	ND	2.0	10/07/20 11:34	
1,2,3-Trichloropropane	ug/L	ND	0.50	10/07/20 11:34	
1,2,4-Trichlorobenzene	ug/L	ND	2.0	10/07/20 11:34	
1,2,4-Trimethylbenzene	ug/L	ND	0.50	10/07/20 11:34	
1,2-Dibromo-3-chloropropane	ug/L	ND	1.0	10/07/20 11:34	
1,2-Dichlorobenzene	ug/L	ND	0.50	10/07/20 11:34	
1,2-Dichloroethane	ug/L	ND	0.50	10/07/20 11:34	
1,2-Dichloropropane	ug/L	ND	0.50	10/07/20 11:34	
1,3,5-Trimethylbenzene	ug/L	ND	0.50	10/07/20 11:34	
1,3-Dichlorobenzene	ug/L	ND	0.50	10/07/20 11:34	
1,3-Dichloropropane	ug/L	ND	0.50	10/07/20 11:34	
1,4-Dichlorobenzene	ug/L	ND	0.50	10/07/20 11:34	
2,2-Dichloropropane	ug/L	ND	0.50	10/07/20 11:34	
2-Chlorotoluene	ug/L	ND	0.50	10/07/20 11:34	
4-Chlorotoluene	ug/L	ND	0.50	10/07/20 11:34	
Benzene	ug/L	ND	0.50	10/07/20 11:34	
Bromobenzene	ug/L	ND	0.50	10/07/20 11:34	
Bromochloromethane	ug/L	ND	0.50	10/07/20 11:34	
Bromodichloromethane	ug/L	ND	0.50	10/07/20 11:34	
Bromoform	ug/L	ND	0.50	10/07/20 11:34	
Bromomethane	ug/L	ND	5.0	10/07/20 11:34	
Carbon tetrachloride	ug/L	ND	0.50	10/07/20 11:34	
Chlorobenzene	ug/L	ND	0.50	10/07/20 11:34	
Chloroethane	ug/L	ND	1.0	10/07/20 11:34	
Chloroform	ug/L	ND	0.50	10/07/20 11:34	
Chloromethane	ug/L	ND	1.0	10/07/20 11:34	
cis-1,2-Dichloroethene	ug/L	ND	0.50	10/07/20 11:34	
cis-1,3-Dichloropropene	ug/L	ND	0.50	10/07/20 11:34	
Dibromochloromethane	ug/L	ND	0.50	10/07/20 11:34	
Dibromomethane	ug/L	ND	0.50	10/07/20 11:34	
Dichlorodifluoromethane	ug/L	ND	0.50	10/07/20 11:34	
Diisopropyl ether	ug/L	ND	0.50	10/07/20 11:34	
Ethylbenzene	ug/L	ND	0.50	10/07/20 11:34	

Results presented on this page are in the units indicated by the "Units" column except where an alternate unit is presented to the right of the result.

REPORT OF LABORATORY ANALYSIS

This report shall not be reproduced, except in full,
without the written consent of Pace Analytical Services, LLC.

Pace Analytical Services, LLC
9800 Kincey Ave. Suite 100
Huntersville, NC 28078
(704)875-9092

QUALITY CONTROL DATA

Project: Colonial Pipeline (10/6)
Pace Project No.: 92499057

METHOD BLANK: 3026990 Matrix: Water
Associated Lab Samples: 92499057001, 92499057002, 92499057003, 92499057004, 92499057005, 92499057006

Parameter	Units	Blank Result	Reporting Limit	Analyzed	Qualifiers
Hexachloro-1,3-butadiene	ug/L	ND	2.0	10/07/20 11:34	
Isopropylbenzene (Cumene)	ug/L	ND	0.50	10/07/20 11:34	
m&p-Xylene	ug/L	ND	1.0	10/07/20 11:34	
Methyl-tert-butyl ether	ug/L	ND	0.50	10/07/20 11:34	
Methylene Chloride	ug/L	ND	2.0	10/07/20 11:34	
n-Butylbenzene	ug/L	ND	0.50	10/07/20 11:34	
n-Propylbenzene	ug/L	ND	0.50	10/07/20 11:34	
Naphthalene	ug/L	ND	2.0	10/07/20 11:34	
o-Xylene	ug/L	ND	0.50	10/07/20 11:34	
sec-Butylbenzene	ug/L	ND	0.50	10/07/20 11:34	
Styrene	ug/L	ND	0.50	10/07/20 11:34	
tert-Butylbenzene	ug/L	ND	0.50	10/07/20 11:34	
Tetrachloroethene	ug/L	ND	0.50	10/07/20 11:34	
Toluene	ug/L	ND	0.50	10/07/20 11:34	
trans-1,2-Dichloroethene	ug/L	ND	0.50	10/07/20 11:34	
trans-1,3-Dichloropropene	ug/L	ND	0.50	10/07/20 11:34	
Trichloroethene	ug/L	ND	0.50	10/07/20 11:34	
Trichlorofluoromethane	ug/L	ND	1.0	10/07/20 11:34	
Vinyl chloride	ug/L	ND	1.0	10/07/20 11:34	
1,2-Dichloroethane-d4 (S)	%	92	70-130	10/07/20 11:34	
4-Bromofluorobenzene (S)	%	100	70-130	10/07/20 11:34	
Toluene-d8 (S)	%	100	70-130	10/07/20 11:34	

LABORATORY CONTROL SAMPLE: 3026991

Parameter	Units	Spike Conc.	LCS Result	LCS % Rec	% Rec Limits	Qualifiers
1,1,1,2-Tetrachloroethane	ug/L	50	49.7	99	60-140	
1,1,1-Trichloroethane	ug/L	50	54.4	109	60-140	
1,1,2,2-Tetrachloroethane	ug/L	50	47.8	96	60-140	
1,1,2-Trichloroethane	ug/L	50	50.8	102	60-140	
1,1-Dichloroethane	ug/L	50	52.8	106	60-140	
1,1-Dichloroethene	ug/L	50	56.0	112	60-140	
1,1-Dichloropropene	ug/L	50	54.2	108	60-140	
1,2,3-Trichlorobenzene	ug/L	50	49.3	99	60-140	
1,2,3-Trichloropropane	ug/L	50	45.5	91	60-140	
1,2,4-Trichlorobenzene	ug/L	50	51.6	103	60-140	
1,2,4-Trimethylbenzene	ug/L	50	47.0	94	60-140	
1,2-Dibromo-3-chloropropane	ug/L	50	49.4	99	60-140	
1,2-Dichlorobenzene	ug/L	50	48.5	97	60-140	
1,2-Dichloroethane	ug/L	50	47.9	96	60-140	
1,2-Dichloropropane	ug/L	50	52.0	104	60-140	
1,3,5-Trimethylbenzene	ug/L	50	48.0	96	60-140	
1,3-Dichlorobenzene	ug/L	50	48.3	97	60-140	
1,3-Dichloropropane	ug/L	50	49.2	98	60-140	

Results presented on this page are in the units indicated by the "Units" column except where an alternate unit is presented to the right of the result.

REPORT OF LABORATORY ANALYSIS

This report shall not be reproduced, except in full,
without the written consent of Pace Analytical Services, LLC.

Pace Analytical Services, LLC
9800 Kincey Ave. Suite 100
Huntersville, NC 28078
(704)875-9092

QUALITY CONTROL DATA

Project: Colonial Pipeline (10/6)
Pace Project No.: 92499057

LABORATORY CONTROL SAMPLE: 3026991

Parameter	Units	Spike Conc.	LCS Result	LCS % Rec	% Rec Limits	Qualifiers
1,4-Dichlorobenzene	ug/L	50	48.5	97	60-140	
2,2-Dichloropropane	ug/L	50	56.3	113	60-140	
2-Chlorotoluene	ug/L	50	50.2	100	60-140	
4-Chlorotoluene	ug/L	50	48.0	96	60-140	
Benzene	ug/L	50	52.2	104	60-140	
Bromobenzene	ug/L	50	47.4	95	60-140	
Bromochloromethane	ug/L	50	52.6	105	60-140	
Bromodichloromethane	ug/L	50	50.5	101	60-140	
Bromoform	ug/L	50	47.6	95	60-140	
Bromomethane	ug/L	50	58.1	116	60-140	
Carbon tetrachloride	ug/L	50	52.3	105	60-140	
Chlorobenzene	ug/L	50	49.3	99	60-140	
Chloroethane	ug/L	50	44.3	89	60-140	
Chloroform	ug/L	50	52.9	106	60-140	
Chloromethane	ug/L	50	45.1	90	60-140	
cis-1,2-Dichloroethene	ug/L	50	49.7	99	60-140	
cis-1,3-Dichloropropene	ug/L	50	53.7	107	60-140	
Dibromochloromethane	ug/L	50	51.1	102	60-140	
Dibromomethane	ug/L	50	54.2	108	60-140	
Dichlorodifluoromethane	ug/L	50	44.4	89	60-140	
Diisopropyl ether	ug/L	50	48.3	97	60-140	
Ethylbenzene	ug/L	50	48.0	96	60-140	
Hexachloro-1,3-butadiene	ug/L	50	53.5	107	60-140	
Isopropylbenzene (Cumene)	ug/L	50	49.9	100	60-140	
m&p-Xylene	ug/L	100	99.0	99	60-140	
Methyl-tert-butyl ether	ug/L	50	49.7	99	60-140	
Methylene Chloride	ug/L	50	50.1	100	60-140	
n-Butylbenzene	ug/L	50	50.1	100	60-140	
n-Propylbenzene	ug/L	50	48.1	96	60-140	
Naphthalene	ug/L	50	49.5	99	60-140	
o-Xylene	ug/L	50	48.8	98	60-140	
sec-Butylbenzene	ug/L	50	48.6	97	60-140	
Styrene	ug/L	50	49.6	99	60-140	
tert-Butylbenzene	ug/L	50	41.5	83	60-140	
Tetrachloroethene	ug/L	50	47.0	94	60-140	
Toluene	ug/L	50	50.9	102	60-140	
trans-1,2-Dichloroethene	ug/L	50	53.4	107	60-140	
trans-1,3-Dichloropropene	ug/L	50	52.4	105	60-140	
Trichloroethene	ug/L	50	53.7	107	60-140	
Trichlorofluoromethane	ug/L	50	46.8	94	60-140	
Vinyl chloride	ug/L	50	47.0	94	60-140	
1,2-Dichloroethane-d4 (S)	%			86	70-130	
4-Bromofluorobenzene (S)	%			103	70-130	
Toluene-d8 (S)	%			100	70-130	

Results presented on this page are in the units indicated by the "Units" column except where an alternate unit is presented to the right of the result.

REPORT OF LABORATORY ANALYSIS

This report shall not be reproduced, except in full,
without the written consent of Pace Analytical Services, LLC.

Pace Analytical Services, LLC
9800 Kincey Ave. Suite 100
Huntersville, NC 28078
(704)875-9092

QUALITY CONTROL DATA

Project: Colonial Pipeline (10/6)
Pace Project No.: 92499057

MATRIX SPIKE & MATRIX SPIKE DUPLICATE: 3026992 3026993

Parameter	Units	92499057004 Result	MS Spike Conc.	MSD Spike Conc.	MS Result	MSD Result	MS % Rec	MSD % Rec	% Rec Limits	RPD	Qual
1,1,1,2-Tetrachloroethane	ug/L	ND	20	20	21.2	20.9	106	105	60-140	1	
1,1,1-Trichloroethane	ug/L	ND	20	20	24.9	24.3	124	122	60-140	2	
1,1,2,2-Tetrachloroethane	ug/L	ND	20	20	18.9	20.1	94	101	60-140	6	
1,1,2-Trichloroethane	ug/L	ND	20	20	21.5	22.4	108	112	60-140	4	
1,1-Dichloroethane	ug/L	ND	20	20	24.3	23.6	122	118	60-140	3	
1,1-Dichloroethene	ug/L	ND	20	20	26.9	25.8	134	129	60-140	4	
1,1-Dichloropropene	ug/L	ND	20	20	24.8	24.1	124	121	60-140	3	
1,2,3-Trichlorobenzene	ug/L	ND	20	20	15.6	17.9	78	89	60-140	13	
1,2,3-Trichloropropane	ug/L	ND	20	20	18.3	19.4	92	97	60-140	6	
1,2,4-Trichlorobenzene	ug/L	ND	20	20	16.2	18.0	81	90	60-140	10	
1,2,4-Trimethylbenzene	ug/L	ND	20	20	17.4	18.3	87	91	60-140	5	
1,2-Dibromo-3-chloropropane	ug/L	ND	20	20	16.9	18.7	84	94	60-140	10	
1,2-Dichlorobenzene	ug/L	ND	20	20	17.6	18.6	88	93	60-140	5	
1,2-Dichloroethane	ug/L	ND	20	20	21.6	21.5	108	107	60-140	1	
1,2-Dichloropropane	ug/L	ND	20	20	23.1	23.0	115	115	60-140	0	
1,3,5-Trimethylbenzene	ug/L	ND	20	20	18.5	19.1	92	96	60-140	4	
1,3-Dichlorobenzene	ug/L	ND	20	20	17.5	18.6	87	93	60-140	6	
1,3-Dichloropropane	ug/L	ND	20	20	20.6	20.6	103	103	60-140	0	
1,4-Dichlorobenzene	ug/L	ND	20	20	17.7	18.5	88	92	60-140	5	
2,2-Dichloropropane	ug/L	ND	20	20	23.9	23.1	119	115	60-140	3	
2-Chlorotoluene	ug/L	ND	20	20	19.2	19.7	96	98	60-140	2	
4-Chlorotoluene	ug/L	ND	20	20	18.1	18.9	91	95	60-140	5	
Benzene	ug/L	ND	20	20	23.8	23.4	119	117	60-140	2	
Bromobenzene	ug/L	ND	20	20	18.8	19.4	94	97	60-140	3	
Bromochloromethane	ug/L	ND	20	20	23.6	23.9	118	120	60-140	1	
Bromodichloromethane	ug/L	ND	20	20	21.6	21.7	108	109	60-140	1	
Bromoform	ug/L	ND	20	20	17.5	17.9	87	90	60-140	3	
Bromomethane	ug/L	ND	20	20	20.2	24.0	101	120	60-140	17	
Carbon tetrachloride	ug/L	ND	20	20	23.6	23.6	118	118	60-140	0	
Chlorobenzene	ug/L	ND	20	20	20.8	20.7	104	104	60-140	0	
Chloroethane	ug/L	ND	20	20	23.7	23.5	119	117	60-140	1	
Chloroform	ug/L	ND	20	20	25.2	24.2	125	120	60-140	4	
Chloromethane	ug/L	ND	20	20	18.8	18.8	94	94	60-140	0	
cis-1,2-Dichloroethene	ug/L	ND	20	20	22.3	22.2	111	111	60-140	0	
cis-1,3-Dichloropropene	ug/L	ND	20	20	22.8	22.7	114	113	60-140	1	
Dibromochloromethane	ug/L	ND	20	20	20.4	20.5	102	102	60-140	0	
Dibromomethane	ug/L	ND	20	20	23.3	24.1	117	120	60-140	3	
Dichlorodifluoromethane	ug/L	ND	20	20	19.9	19.1	99	96	60-140	4	
Diisopropyl ether	ug/L	ND	20	20	21.3	20.9	106	104	60-140	2	
Ethylbenzene	ug/L	ND	20	20	20.4	20.3	102	101	60-140	1	
Hexachloro-1,3-butadiene	ug/L	ND	20	20	18.5	20.0	93	100	60-140	8	
Isopropylbenzene (Cumene)	ug/L	ND	20	20	20.4	20.8	102	104	60-140	2	
m&p-Xylene	ug/L	ND	40	40	41.2	41.3	103	103	60-140	0	
Methyl-tert-butyl ether	ug/L	ND	20	20	22.4	21.8	112	109	60-140	3	
Methylene Chloride	ug/L	ND	20	20	23.0	22.3	115	112	60-140	3	
n-Butylbenzene	ug/L	ND	20	20	17.6	18.2	88	91	60-140	3	

Results presented on this page are in the units indicated by the "Units" column except where an alternate unit is presented to the right of the result.

REPORT OF LABORATORY ANALYSIS

This report shall not be reproduced, except in full,
without the written consent of Pace Analytical Services, LLC.

Pace Analytical Services, LLC
9800 Kincey Ave. Suite 100
Huntersville, NC 28078
(704)875-9092

QUALITY CONTROL DATA

Project: Colonial Pipeline (10/6)
Pace Project No.: 92499057

MATRIX SPIKE & MATRIX SPIKE DUPLICATE: 3026992 3026993

Parameter	Units	92499057004 Result	MS Spike Conc.	MSD Spike Conc.	MS Result	MSD Result	MS % Rec	MSD % Rec	% Rec Limits	RPD	Qual
n-Propylbenzene	ug/L	ND	20	20	18.7	19.2	93	96	60-140	3	
Naphthalene	ug/L	ND	20	20	14.8	17.3	74	87	60-140	16	
o-Xylene	ug/L	ND	20	20	20.4	20.4	100	100	60-140	0	
sec-Butylbenzene	ug/L	ND	20	20	18.5	19.0	92	95	60-140	3	
Styrene	ug/L	ND	20	20	19.7	19.9	99	99	60-140	1	
tert-Butylbenzene	ug/L	ND	20	20	16.3	17.0	82	85	60-140	4	
Tetrachloroethene	ug/L	ND	20	20	20.1	19.9	100	100	60-140	1	
Toluene	ug/L	1.1	20	20	22.9	22.8	109	109	60-140	0	
trans-1,2-Dichloroethene	ug/L	ND	20	20	24.2	24.1	121	120	60-140	1	
trans-1,3-Dichloropropene	ug/L	ND	20	20	21.7	21.7	109	108	60-140	0	
Trichloroethene	ug/L	ND	20	20	24.5	24.1	122	121	60-140	1	
Trichlorofluoromethane	ug/L	ND	20	20	23.3	22.8	116	114	60-140	2	
Vinyl chloride	ug/L	ND	20	20	21.8	21.3	109	106	60-140	3	
1,2-Dichloroethane-d4 (S)	%						94	96	70-130		
4-Bromofluorobenzene (S)	%						102	102	70-130		
Toluene-d8 (S)	%						100	102	70-130		

Results presented on this page are in the units indicated by the "Units" column except where an alternate unit is presented to the right of the result.

REPORT OF LABORATORY ANALYSIS

This report shall not be reproduced, except in full,
without the written consent of Pace Analytical Services, LLC.

Pace Analytical Services, LLC
9800 Kincey Ave. Suite 100
Huntersville, NC 28078
(704)875-9092

QUALITY CONTROL DATA

Project: Colonial Pipeline (10/6)
Pace Project No.: 92499057

QC Batch: 571745 | Analysis Method: EPA 504.1
QC Batch Method: EPA 504.1 | Analysis Description: GCS 504 EDB DBCP
Laboratory: Pace Analytical Services - Charlotte
Associated Lab Samples: 92499057001, 92499057002, 92499057003, 92499057004, 92499057005, 92499057006

METHOD BLANK: 3028237 Matrix: Water
Associated Lab Samples: 92499057001, 92499057002, 92499057003, 92499057004, 92499057005, 92499057006

Parameter	Units	Blank Result	Reporting Limit	Analyzed	Qualifiers
1,2-Dibromoethane (EDB)	ug/L	ND	0.020	10/08/20 12:52	
1-Chloro-2-bromopropane (S)	%	113	70-130	10/08/20 12:52	

LABORATORY CONTROL SAMPLE & LCSD: 3028238 3028239

Parameter	Units	Spike Conc.	LCS Result	LCSD Result	LCS % Rec	LCSD % Rec	% Rec Limits	RPD	Max RPD	Qualifiers
1,2-Dibromoethane (EDB)	ug/L	0.25	0.32	0.34	130	138	70-130	6	20	L1
1-Chloro-2-bromopropane (S)	%				110	119	70-130			

MATRIX SPIKE & MATRIX SPIKE DUPLICATE: 3028247 3028248

Parameter	Units	92499057004 Result	MS Spike Conc.	MSD Spike Conc.	MS Result	MSD Result	MS % Rec	MSD % Rec	% Rec Limits	RPD	Qual
1,2-Dibromoethane (EDB)	ug/L	ND	0.25	0.25	0.32	0.33	129	133	65-135	3	
1-Chloro-2-bromopropane (S)	%						110	111	70-130		

SAMPLE DUPLICATE: 3028240

Parameter	Units	92499057001 Result	Dup Result	RPD	Qualifiers
1,2-Dibromoethane (EDB)	ug/L	ND	ND		
1-Chloro-2-bromopropane (S)	%	108	110		

Results presented on this page are in the units indicated by the "Units" column except where an alternate unit is presented to the right of the result.

REPORT OF LABORATORY ANALYSIS

This report shall not be reproduced, except in full,
without the written consent of Pace Analytical Services, LLC.

Pace Analytical Services, LLC
9800 Kincey Ave. Suite 100
Huntersville, NC 28078
(704)875-9092

QUALIFIERS

Project: Colonial Pipeline (10/6)
Pace Project No.: 92499057

DEFINITIONS

DF - Dilution Factor, if reported, represents the factor applied to the reported data due to dilution of the sample aliquot.

ND - Not Detected at or above adjusted reporting limit.

TNTC - Too Numerous To Count

J - Estimated concentration above the adjusted method detection limit and below the adjusted reporting limit.

MDL - Adjusted Method Detection Limit.

PQL - Practical Quantitation Limit.

RL - Reporting Limit - The lowest concentration value that meets project requirements for quantitative data with known precision and bias for a specific analyte in a specific matrix.

S - Surrogate

1,2-Diphenylhydrazine decomposes to and cannot be separated from Azobenzene using Method 8270. The result for each analyte is a combined concentration.

Consistent with EPA guidelines, unrounded data are displayed and have been used to calculate % recovery and RPD values.

LCS(D) - Laboratory Control Sample (Duplicate)

MS(D) - Matrix Spike (Duplicate)

DUP - Sample Duplicate

RPD - Relative Percent Difference

NC - Not Calculable.

SG - Silica Gel - Clean-Up

U - Indicates the compound was analyzed for, but not detected.

Acid preservation may not be appropriate for 2 Chloroethylvinyl ether.

A separate vial preserved to a pH of 4-5 is recommended in SW846 Chapter 4 for the analysis of Acrolein and Acrylonitrile by EPA Method 8260.

N-Nitrosodiphenylamine decomposes and cannot be separated from Diphenylamine using Method 8270. The result reported for each analyte is a combined concentration.

Pace Analytical is TNI accredited. Contact your Pace PM for the current list of accredited analytes.

TNI - The NELAC Institute.

ANALYTE QUALIFIERS

L1 Analyte recovery in the laboratory control sample (LCS) was above QC limits. Results for this analyte in associated samples may be biased high.

This report shall not be reproduced, except in full,
without the written consent of Pace Analytical Services, LLC.

Pace Analytical Services, LLC
9800 Kincey Ave. Suite 100
Huntersville, NC 28078
(704)875-9092

QUALITY CONTROL DATA CROSS REFERENCE TABLE

Project: Colonial Pipeline (10/6)
Pace Project No.: 92499057

Lab ID	Sample ID	QC Batch Method	QC Batch	Analytical Method	Analytical Batch
92499057001	**MW-53**	EPA 504.1	571745	EPA 504.1	571845
92499057002	**MW-54**	EPA 504.1	571745	EPA 504.1	571845
92499057003	**MW-55**	EPA 504.1	571745	EPA 504.1	571845
92499057004	**MW-56**	EPA 504.1	571745	EPA 504.1	571845
92499057005	**MW-57**	EPA 504.1	571745	EPA 504.1	571845
92499057006	**DUP-01-20201006**	EPA 504.1	571745	EPA 504.1	571845
92499057001	**MW-53**	MADEPV	1556705	MADEP VPH	1556705
92499057002	**MW-54**	MADEPV	1556705	MADEP VPH	1556705
92499057003	**MW-55**	MADEPV	1556705	MADEP VPH	1556705
92499057004	**MW-56**	MADEPV	1556705	MADEP VPH	1556705
92499057005	**MW-57**	MADEPV	1556705	MADEP VPH	1556705
92499057006	**DUP-01-20201006**	MADEPV	1556705	MADEP VPH	1556705
92499057001	**MW-53**	EPA 3010A	571681	EPA 6010D	571706
92499057002	**MW-54**	EPA 3010A	571681	EPA 6010D	571706
92499057003	**MW-55**	EPA 3010A	571681	EPA 6010D	571706
92499057004	**MW-56**	EPA 3010A	571681	EPA 6010D	571706
92499057005	**MW-57**	EPA 3010A	571681	EPA 6010D	571706
92499057006	**DUP-01-20201006**	EPA 3010A	571681	EPA 6010D	571706
92499057001	**MW-53**	SM 6200B	571524		
92499057002	**MW-54**	SM 6200B	571524		
92499057003	**MW-55**	SM 6200B	571524		
92499057004	**MW-56**	SM 6200B	571524		
92499057005	**MW-57**	SM 6200B	571524		
92499057006	**DUP-01-20201006**	SM 6200B	571524		

This report shall not be reproduced, except in full,
without the written consent of Pace Analytical Services, LLC.

Pace Analytical	Document Name: Sample Condition Upon Receipt(SCUR)	Document Revised: February 7, 2018 Page 1 of 2
	Document No.: F-CAR-CS-033-Rev.06	Issuing Authority: Pace Carolinas Quality Office

Laboratory receiving samples: Asheville ☐ Eden ☐ Greenwood ☐ Huntersville ☒ Raleigh ☐ Mechanicsville ☐

Sample Condition Upon Receipt

Client Name: AECOM Project

WO# : 92499057

92499057

Courier: ☐ Commercial ☐ Fed Ex ☐ UPS ☐ USPS ☐ Client ☐ Pace ☐ Other:____

Custody Seal Present? ☐ Yes ☒ No Seals Intact? ☐ Yes ☒ No

Date/Initials Person Examining Contents: 10/7/20

Packing Material: ☐ Bubble Wrap ☒ Bubble Bags ☐ None ☐ Other

Biological Tissue Frozen? ☐ Yes ☐ No ☒ N/A

Thermometer: ☒ IR Gun ID: 92T061 Type of Ice: ☒ Wet ☐ Blue ☒ None

Cooler Temp (°C): 2.6 Correction Factor: Add/Subtract (°C) 0.0

Cooler Temp Corrected (°C): 2.6

Temp should be above freezing to 6°C

☐ Samples out of temp criteria. Samples on ice, cooling process has begun

USDA Regulated Soil (☒ N/A, water sample)

Did samples originate in a quarantine zone within the United States: CA, NY, or SC (check maps)? ☐ Yes ☐ No

Did samples originate from a foreign source (internationally, including Hawaii and Puerto Rico)? ☐ Yes ☐ No

				Comments/Discrepancy:
Chain of Custody Present?	☒ Yes	☐ No	☐ N/A	1.
Samples Arrived within Hold Time?	☒ Yes	☐ No	☐ N/A	2.
Short Hold Time Analysis (<72 hr.)?	☐ Yes	☒ No	☐ N/A	3.
Rush Turn Around Time Requested?	☐ Yes	☒ No	☐ N/A	4.
Sufficient Volume?	☒ Yes	☐ No	☐ N/A	5.
Correct Containers Used?	☒ Yes	☐ No	☐ N/A	6.
-Pace Containers Used?	☒ Yes	☐ No	☐ N/A	
Containers Intact?	☒ Yes	☐ No	☐ N/A	7.
Dissolved analysis: Samples Field Filtered?	☐ Yes	☒ No	☐ N/A	8.
Sample Labels Match COC?	☒ Yes	☐ No	☐ N/A	9.
-Includes Date/Time/ID/Analysis Matrix: WT				
Headspace in VOA Vials (>5-6mm)?	☐ Yes	☒ No	☒ N/A	10.
Trip Blank Present?	☐ Yes	☒ No	☒ N/A	11.
Trip Blank Custody Seals Present?	☐ Yes	☒ No	☒ N/A	

BB

COMMENTS/SAMPLE DISCREPANCY

Field Data Required? ☐ Yes ☐ No

Lot ID of split containers:

CLIENT NOTIFICATION/RESOLUTION

NO TRIP BLANK RECIEVED

Advised Andy that trip blank was not received

Person contacted: Andrew Wreschnig Date/Time: 10/7/20

Project Manager SCURF Review: NMG Date: 10/7/20

Project Manager SRF Review: NMG Date: 10/7/20

*Check mark top half of box if pH and/or dechlorination is verified and within the acceptance range for preservation samples.

Exceptions: VOA, Coliform, TOC, Oil and Grease, DRO/8015 (water) DOC, LLHg

**Bottom half of box is to list number of bottle

Project # **WO#: 92499057**

PM: NMG Due Date: 10/07/20

CLIENT: 92-AECOM CHA

Item#	BP4U-125 mL Plastic Unpreserved (N/A) (Cl-)	BP3U-250 mL Plastic Unpreserved (N/A)	BP2U-500 mL Plastic Unpreserved (N/A)	BP1U-1 liter Plastic Unpreserved (N/A)	BP4S-125 mL Plastic H2SO4 (pH < 2) (Cl-)	BP3N-250 mL plastic HNO3 (pH < 2)	BP4Z-125 mL Plastic ZN Acetate & NaOH (>9)	BP4C-125 mL Plastic NaOH (pH > 12) (Cl-)	WGFU-Wide-mouthed Glass Jar Unpreserved	AG1U-1 liter Amber Unpreserved (N/A) (Cl-)	AG1H-1 liter Amber HCl (pH < 2)	AG3U-250 mL Amber Unpreserved (N/A) (Cl-	AG1S-1 liter Amber H2SO4 (pH < 2)	AG3S-250 mL Amber H2SO4 (pH < 2)	AG3A(DG3A)-250 mL Amber NH4Cl (N/A)(Cl-)	DG9H-40 mL VOA HCl (N/A)	VG9T-40 mL VOA Na2S2O3 (N/A)	VG9U-40 mL VOA Unp (N/A)	DG9P-40 mL VOA H3PO4 (N/A)	VOAK (6 vials per kit)-5035 kit (N/A)	V/GK (3 vials per kit)-VPH/Gas kit (N/A)	SP5T-125 mL Sterile Plastic (N/A – lab)	SP2T-250 mL Sterile Plastic (N/A – lab)		BP3A-250 mL Plastic (NH2)2SO4 (9.3-9.7)	AG0U-100 mL Amber Unpreserved vials (N/A)	VSGU-20 mL Scintillation vials (N/A)	DG9U-40 mL Amber Unpreserved vials (N/A)
1						1										1	3												
2						1										1	3												
3						1										1	3												
4						1										1	3												
5						1										1	3												
6						1										1	3												
7						1										1	3												
8						1										1	3												
9																													
10																													
11																													
12																													

pH Adjustment Log for Preserved Samples

Sample ID	Type of Preservative	pH upon receipt	Date preservation adjusted	Time preservation adjusted	Amount of Preservative added	Lot #

Note: Whenever there is a discrepancy affecting North Carolina compliance samples, a copy of this form will be sent to the North Carolina DEHNR Certification Office (i.e. Out of hold, incorrect preservative, out of temp, incorrect containers.

Pace Analytical
WWW.PACELABS.COM

CHAIN-OF-CUSTODY / Analytical Request Document

The Chain-of-Custody is a LEGAL DOCUMENT. All relevant fields must be completed accurately.

Page : 1 Of 1

Section A Required Client Information:		Section B Required Project Information:		Section C Invoice Information:	
Company:	AECOM, Charlotte	Report To:	Wreschnig, Andrew	Attention:	
Address:	6000 Fairview Road	Copy To:		Company Name:	
Suite 200, Charlotte, NC 28210				Address:	
Email:	andrew.wreschnig@aecom.com	Purchase Order #:		Pace Quote:	
Phone:	(980)221-7831 Fax	Project Name:	Colonial Pipeline	Pace Project Manager:	nicole.gasiorowski@pacelabs.com,
Requested Due Date:		Project #:		Pace Profile #:	12518

Regulatory Agency	
State / Location	NC

MATRIX CODE: Drinking Water DW; Water WT; Waste Water WW; Product P; Soil/Solid SL; Oil OL; Wipe WP; Air AR; Other OT; Tissue TS

ITEM #	SAMPLE ID (One Character per box. (A-Z, 0-9 / , -) Sample Ids must be unique)	MATRIX CODE (see valid codes to left)	SAMPLE TYPE (G=GRAB C=COMP)	COLLECTED START DATE	COLLECTED START TIME	COLLECTED END DATE	COLLECTED END TIME	SAMPLE TEMP AT COLLECTION	# OF CONTAINERS	Preservatives: Unpreserved	H2SO4	HNO3	HCl	NaOH	Na2S2O3	Methanol	Other	Analyses Test Y/N	Requested Analysis Filtered (Y/N): 6200	VPH	6010 Lead	504.1 EDB	Trip BLANK	Residual Chlorine (Y/N)	92899057
1	MW-53	WT	G	-	-	10/6/20	1555		11			X	X		X				X	X	X	X			001
2	MW-54			-	-		1627																		002
3	MW-55			-	-		1400																		003
4	MW-56			-	-		1500																		004
5	MW-56-MS			-	-		1500																		
6	MW-56-MSD			-	-		1500																		
7	MW-57			-	-		1210																		005
8	MW-55-2			-	-		1405																		006
9	Trip Blank	WT							Lab Provided														X		
10																									
11																									
12																									

ADDITIONAL COMMENTS	RELINQUISHED BY / AFFILIATION	DATE	TIME	ACCEPTED BY / AFFILIATION	DATE	TIME	SAMPLE CONDITIONS: TEMP in C	Received on Ice (Y/N)	Custody Sealed Cooler (Y/N)	Samples Intact (Y/N)
	Emily Love / AECOM	10/6/20	1730	MDS Pace HVL	10-6-20	1730	2.6	Y	N	Y

SAMPLER NAME AND SIGNATURE

PRINT Name of SAMPLER: Emily Love

SIGNATURE of SAMPLER: Emily R. Love DATE Signed: 10/6/2020

Pace Analytical Services, LLC
9800 Kincey Ave. Suite 100
Huntersville, NC 28078
(704)875-9092

October 15, 2020

Andrew Wreschnig
AECOM
6000 Fairview Road
Suite 200
Charlotte, NC 28210

RE: Project: Colonial Pipeline (10/7)
Pace Project No.: 92500607

Dear Andrew Wreschnig:

Enclosed are the analytical results for sample(s) received by the laboratory on October 08, 2020. The results relate only to the samples included in this report. Results reported herein conform to the applicable TNI/NELAC Standards and the laboratory's Quality Manual, where applicable, unless otherwise noted in the body of the report.

The test results provided in this final report were generated by each of the following laboratories within the Pace Network:

- Pace National - Mt. Juliet
- Pace Analytical Services - Asheville
- Pace Analytical Services - Charlotte

If you have any questions concerning this report, please feel free to contact me.

Sincerely,

Nicole Gasiorowski

Nicole Gasiorowski
nicole.gasiorowski@pacelabs.com
(704)875-9092
Project Manager

Enclosures

cc: Jeff Morrison, Colonial Pipeline Company

This report shall not be reproduced, except in full,
without the written consent of Pace Analytical Services, LLC.

Pace Analytical Services, LLC
9800 Kincey Ave. Suite 100
Huntersville, NC 28078
(704)875-9092

CERTIFICATIONS

Project: Colonial Pipeline (10/7)
Pace Project No.: 92500607

Pace Analytical Services National

12065 Lebanon Road, Mt. Juliet, TN 37122
Alabama Certification #: 40660
Alaska Certification 17-026
Arizona Certification #: AZ0612
Arkansas Certification #: 88-0469
California Certification #: 2932
Canada Certification #: 1461.01
Colorado Certification #: TN00003
Connecticut Certification #: PH-0197
DOD Certification: #1461.01
EPA# TN00003
Florida Certification #: E87487
Georgia DW Certification #: 923
Georgia Certification: NELAP
Idaho Certification #: TN00003
Illinois Certification #: 200008
Indiana Certification #: C-TN-01
Iowa Certification #: 364
Kansas Certification #: E-10277
Kentucky UST Certification #: 16
Kentucky Certification #: 90010
Louisiana Certification #: AI30792
Louisiana DW Certification #: LA180010
Maine Certification #: TN0002
Maryland Certification #: 324
Massachusetts Certification #: M-TN003
Michigan Certification #: 9958
Minnesota Certification #: 047-999-395
Mississippi Certification #: TN00003
Missouri Certification #: 340
Montana Certification #: CERT0086
Nebraska Certification #: NE-OS-15-05
Nevada Certification #: TN-03-2002-34
New Hampshire Certification #: 2975
New Jersey Certification #: TN002
New Mexico DW Certification
New York Certification #: 11742
North Carolina Aquatic Toxicity Certification #: 41
North Carolina Drinking Water Certification #: 21704
North Carolina Environmental Certificate #: 375
North Dakota Certification #: R-140
Ohio VAP Certification #: CL0069
Oklahoma Certification #: 9915
Oregon Certification #: TN200002
Pennsylvania Certification #: 68-02979
Rhode Island Certification #: LAO00356
South Carolina Certification #: 84004
South Dakota Certification
Tennessee DW/Chem/Micro Certification #: 2006
Texas Mold Certification #: LAB0152
Texas Certification #: T 104704245-17-14
USDA Soil Permit #: P330-15-00234
Utah Certification #: TN00003
Vermont Dept. of Health: ID# VT-2006
Virginia Certification #: VT2006
Virginia Certification #: 460132
Washington Certification #: C847
West Virginia Certification #: 233
Wisconsin Certification #: 998093910
Wyoming UST Certification #: via A2LA 2926.01
A2LA-ISO 17025 Certification #: 1461.01
A2LA-ISO 17025 Certification #: 1461.02
AIHA-LAP/LLC EMLAP Certification #:100789

Pace Analytical Services Charlotte

9800 Kincey Ave. Ste 100, Huntersville, NC 28078
Louisiana/NELAP Certification # LA170028
North Carolina Drinking Water Certification #: 37706
North Carolina Field Services Certification #: 5342
North Carolina Wastewater Certification #: 12
South Carolina Certification #: 99006001
Florida/NELAP Certification #: E87627
Kentucky UST Certification #: 84
Virginia/VELAP Certification #: 460221

Pace Analytical Services Asheville

2225 Riverside Drive, Asheville, NC 28804
Florida/NELAP Certification #: E87648
Massachusetts Certification #: M-NC030
North Carolina Drinking Water Certification #: 37712
North Carolina Wastewater Certification #: 40
South Carolina Certification #: 99030001
Virginia/VELAP Certification #: 460222

REPORT OF LABORATORY ANALYSIS

This report shall not be reproduced, except in full,
without the written consent of Pace Analytical Services, LLC.

Pace Analytical Services, LLC
9800 Kincey Ave. Suite 100
Huntersville, NC 28078
(704)875-9092

SAMPLE ANALYTE COUNT

Project: Colonial Pipeline (10/7)
Pace Project No.: 92500607

Lab ID	Sample ID	Method	Analysts	Analytes Reported	Laboratory
92499587001	**MW-08**	MADEP VPH	BMB	6	PAN
		EPA 6010D	SH1	1	PASI-A
		SM 6200B	SAS	63	PASI-C
92499587003	**MW-14**	MADEP VPH	BMB	6	PAN
		EPA 6010D	SH1	1	PASI-A
		SM 6200B	SAS	63	PASI-C
92499587010	**MW-44**	MADEP VPH	BMB	6	PAN
		EPA 6010D	SH1	1	PASI-A
		SM 6200B	SAS	63	PASI-C
92499587017	**MW-60**	EPA 504.1	JMS1	2	PASI-C
		MADEP VPH	JHH	6	PAN
		EPA 6010D	SH1	1	PASI-A
		SM 6200B	SAS	62	PASI-C
92499587018	**FB-1-20201007**	MADEP VPH	JHH	6	PAN
		EPA 6010D	SH1	1	PASI-A
		SM 6200B	SAS	63	PASI-C
92499587019	**EB-1-20201007**	MADEP VPH	JHH	6	PAN
		EPA 6010D	SH1	1	PASI-A
		SM 6200B	SAS	63	PASI-C
92499587020	**Trip Blank**	SM 6200B	SAS	63	PASI-C

PAN = Pace National - Mt. Juliet
PASI-A = Pace Analytical Services - Asheville
PASI-C = Pace Analytical Services - Charlotte

This report shall not be reproduced, except in full,
without the written consent of Pace Analytical Services, LLC.

Pace Analytical Services, LLC
9800 Kincey Ave. Suite 100
Huntersville, NC 28078
(704)875-9092

ANALYTICAL RESULTS

Project: Colonial Pipeline (10/7)
Pace Project No.: 92500607

Sample: MW-08 **Lab ID: 92499587001** Collected: 10/07/20 10:44 Received: 10/08/20 13:19 Matrix: Water

Parameters	Results	Units	Report Limit	DF	Prepared	Analyzed	CAS No.	Qual
MADEPV	Analytical Method: MADEP VPH Preparation Method: MADEPV Pace National - Mt. Juliet							
Aliphatic (C05-C08)	ND	ug/L	100	1	10/10/20 19:56	10/10/20 19:56		
Aliphatic (C09-C12)	ND	ug/L	100	1	10/10/20 19:56	10/10/20 19:56		
Aromatic (C09-C10),Unadjusted	ND	ug/L	100	1	10/10/20 19:56	10/10/20 19:56	TPHC9C10A	
Total VPH	ND	ug/L	100	1	10/10/20 19:56	10/10/20 19:56	VPH	
Surrogates								
2,5-Dibromotoluene (FID)	92.1	%	70.0-130	1	10/10/20 19:56	10/10/20 19:56	615-59-8FID	
2,5-Dibromotoluene (PID)	81.1	%	70.0-130	1	10/10/20 19:56	10/10/20 19:56	615-59-8PID	
6010 MET ICP	Analytical Method: EPA 6010D Preparation Method: EPA 3010A Pace Analytical Services - Asheville							
Lead	ND	ug/L	5.0	1	10/09/20 01:18	10/09/20 09:13	7439-92-1	
6200B MSV	Analytical Method: SM 6200B Pace Analytical Services - Charlotte							
Benzene	ND	ug/L	0.50	1		10/09/20 10:19	71-43-2	
Bromobenzene	ND	ug/L	0.50	1		10/09/20 10:19	108-86-1	
Bromochloromethane	ND	ug/L	0.50	1		10/09/20 10:19	74-97-5	
Bromodichloromethane	**0.68**	ug/L	0.50	1		10/09/20 10:19	75-27-4	
Bromoform	ND	ug/L	0.50	1		10/09/20 10:19	75-25-2	
Bromomethane	ND	ug/L	5.0	1		10/09/20 10:19	74-83-9	
n-Butylbenzene	ND	ug/L	0.50	1		10/09/20 10:19	104-51-8	
sec-Butylbenzene	ND	ug/L	0.50	1		10/09/20 10:19	135-98-8	
tert-Butylbenzene	ND	ug/L	0.50	1		10/09/20 10:19	98-06-6	
Carbon tetrachloride	ND	ug/L	0.50	1		10/09/20 10:19	56-23-5	
Chlorobenzene	ND	ug/L	0.50	1		10/09/20 10:19	108-90-7	
Chloroethane	ND	ug/L	1.0	1		10/09/20 10:19	75-00-3	
Chloroform	**6.0**	ug/L	0.50	1		10/09/20 10:19	67-66-3	
Chloromethane	ND	ug/L	1.0	1		10/09/20 10:19	74-87-3	
2-Chlorotoluene	ND	ug/L	0.50	1		10/09/20 10:19	95-49-8	
4-Chlorotoluene	ND	ug/L	0.50	1		10/09/20 10:19	106-43-4	
1,2-Dibromo-3-chloropropane	ND	ug/L	1.0	1		10/09/20 10:19	96-12-8	
Dibromochloromethane	ND	ug/L	0.50	1		10/09/20 10:19	124-48-1	
1,2-Dibromoethane (EDB)	ND	ug/L	0.50	1		10/09/20 10:19	106-93-4	
Dibromomethane	ND	ug/L	0.50	1		10/09/20 10:19	74-95-3	
1,2-Dichlorobenzene	ND	ug/L	0.50	1		10/09/20 10:19	95-50-1	
1,3-Dichlorobenzene	ND	ug/L	0.50	1		10/09/20 10:19	541-73-1	
1,4-Dichlorobenzene	ND	ug/L	0.50	1		10/09/20 10:19	106-46-7	
Dichlorodifluoromethane	ND	ug/L	0.50	1		10/09/20 10:19	75-71-8	
1,1-Dichloroethane	ND	ug/L	0.50	1		10/09/20 10:19	75-34-3	
1,2-Dichloroethane	ND	ug/L	0.50	1		10/09/20 10:19	107-06-2	
1,1-Dichloroethene	ND	ug/L	0.50	1		10/09/20 10:19	75-35-4	
cis-1,2-Dichloroethene	ND	ug/L	0.50	1		10/09/20 10:19	156-59-2	
trans-1,2-Dichloroethene	ND	ug/L	0.50	1		10/09/20 10:19	156-60-5	
1,2-Dichloropropane	ND	ug/L	0.50	1		10/09/20 10:19	78-87-5	
1,3-Dichloropropane	ND	ug/L	0.50	1		10/09/20 10:19	142-28-9	
2,2-Dichloropropane	ND	ug/L	0.50	1		10/09/20 10:19	594-20-7	

REPORT OF LABORATORY ANALYSIS

This report shall not be reproduced, except in full,
without the written consent of Pace Analytical Services, LLC.

Pace Analytical Services, LLC
9800 Kincey Ave. Suite 100
Huntersville, NC 28078
(704)875-9092

ANALYTICAL RESULTS

Project: Colonial Pipeline (10/7)
Pace Project No.: 92500607

Sample: MW-08 **Lab ID: 92499587001** Collected: 10/07/20 10:44 Received: 10/08/20 13:19 Matrix: Water

Parameters	Results	Units	Report Limit	DF	Prepared	Analyzed	CAS No.	Qual
6200B MSV	Analytical Method: SM 6200B Pace Analytical Services - Charlotte							
1,1-Dichloropropene	ND	ug/L	0.50	1		10/09/20 10:19	563-58-6	
cis-1,3-Dichloropropene	ND	ug/L	0.50	1		10/09/20 10:19	10061-01-5	
trans-1,3-Dichloropropene	ND	ug/L	0.50	1		10/09/20 10:19	10061-02-6	
Diisopropyl ether	ND	ug/L	0.50	1		10/09/20 10:19	108-20-3	
Ethylbenzene	ND	ug/L	0.50	1		10/09/20 10:19	100-41-4	
Hexachloro-1,3-butadiene	ND	ug/L	2.0	1		10/09/20 10:19	87-68-3	
Isopropylbenzene (Cumene)	ND	ug/L	0.50	1		10/09/20 10:19	98-82-8	
Methylene Chloride	ND	ug/L	2.0	1		10/09/20 10:19	75-09-2	
Methyl-tert-butyl ether	ND	ug/L	0.50	1		10/09/20 10:19	1634-04-4	
Naphthalene	ND	ug/L	2.0	1		10/09/20 10:19	91-20-3	
n-Propylbenzene	ND	ug/L	0.50	1		10/09/20 10:19	103-65-1	
Styrene	ND	ug/L	0.50	1		10/09/20 10:19	100-42-5	
1,1,1,2-Tetrachloroethane	ND	ug/L	0.50	1		10/09/20 10:19	630-20-6	
1,1,2,2-Tetrachloroethane	ND	ug/L	0.50	1		10/09/20 10:19	79-34-5	
Tetrachloroethene	ND	ug/L	0.50	1		10/09/20 10:19	127-18-4	
Toluene	ND	ug/L	0.50	1		10/09/20 10:19	108-88-3	
1,2,3-Trichlorobenzene	ND	ug/L	2.0	1		10/09/20 10:19	87-61-6	
1,2,4-Trichlorobenzene	ND	ug/L	2.0	1		10/09/20 10:19	120-82-1	
1,1,1-Trichloroethane	ND	ug/L	0.50	1		10/09/20 10:19	71-55-6	
1,1,2-Trichloroethane	ND	ug/L	0.50	1		10/09/20 10:19	79-00-5	
Trichloroethene	ND	ug/L	0.50	1		10/09/20 10:19	79-01-6	
Trichlorofluoromethane	ND	ug/L	1.0	1		10/09/20 10:19	75-69-4	
1,2,3-Trichloropropane	ND	ug/L	0.50	1		10/09/20 10:19	96-18-4	
1,2,4-Trimethylbenzene	ND	ug/L	0.50	1		10/09/20 10:19	95-63-6	
1,3,5-Trimethylbenzene	ND	ug/L	0.50	1		10/09/20 10:19	108-67-8	
Vinyl chloride	ND	ug/L	1.0	1		10/09/20 10:19	75-01-4	
m&p-Xylene	ND	ug/L	1.0	1		10/09/20 10:19	179601-23-1	
o-Xylene	ND	ug/L	0.50	1		10/09/20 10:19	95-47-6	
Surrogates								
1,2-Dichloroethane-d4 (S)	92	%	70-130	1		10/09/20 10:19	17060-07-0	
4-Bromofluorobenzene (S)	101	%	70-130	1		10/09/20 10:19	460-00-4	
Toluene-d8 (S)	103	%	70-130	1		10/09/20 10:19	2037-26-5	

REPORT OF LABORATORY ANALYSIS

This report shall not be reproduced, except in full,
without the written consent of Pace Analytical Services, LLC.

Pace Analytical Services, LLC
9800 Kincey Ave. Suite 100
Huntersville, NC 28078
(704)875-9092

ANALYTICAL RESULTS

Project: Colonial Pipeline (10/7)
Pace Project No.: 92500607

Sample: MW-14 **Lab ID: 92499587003** Collected: 10/07/20 12:15 Received: 10/08/20 13:19 Matrix: Water

Parameters	Results	Units	Report Limit	DF	Prepared	Analyzed	CAS No.	Qual
MADEPV	Analytical Method: MADEP VPH Preparation Method: MADEPV Pace National - Mt. Juliet							
Aliphatic (C05-C08)	ND	ug/L	100	1	10/10/20 21:03	10/10/20 21:03		
Aliphatic (C09-C12)	ND	ug/L	100	1	10/10/20 21:03	10/10/20 21:03		
Aromatic (C09-C10),Unadjusted	ND	ug/L	100	1	10/10/20 21:03	10/10/20 21:03	TPHC9C10A	
Total VPH	ND	ug/L	100	1	10/10/20 21:03	10/10/20 21:03	VPH	
Surrogates								
2,5-Dibromotoluene (FID)	93.9	%	70.0-130	1	10/10/20 21:03	10/10/20 21:03	615-59-8FID	
2,5-Dibromotoluene (PID)	85.1	%	70.0-130	1	10/10/20 21:03	10/10/20 21:03	615-59-8PID	
6010 MET ICP	Analytical Method: EPA 6010D Preparation Method: EPA 3010A Pace Analytical Services - Asheville							
Lead	ND	ug/L	5.0	1	10/09/20 01:18	10/09/20 09:19	7439-92-1	
6200B MSV	Analytical Method: SM 6200B Pace Analytical Services - Charlotte							
Benzene	ND	ug/L	0.50	1		10/09/20 10:55	71-43-2	
Bromobenzene	ND	ug/L	0.50	1		10/09/20 10:55	108-86-1	
Bromochloromethane	ND	ug/L	0.50	1		10/09/20 10:55	74-97-5	
Bromodichloromethane	ND	ug/L	0.50	1		10/09/20 10:55	75-27-4	
Bromoform	ND	ug/L	0.50	1		10/09/20 10:55	75-25-2	
Bromomethane	ND	ug/L	5.0	1		10/09/20 10:55	74-83-9	
n-Butylbenzene	ND	ug/L	0.50	1		10/09/20 10:55	104-51-8	
sec-Butylbenzene	ND	ug/L	0.50	1		10/09/20 10:55	135-98-8	
tert-Butylbenzene	ND	ug/L	0.50	1		10/09/20 10:55	98-06-6	
Carbon tetrachloride	ND	ug/L	0.50	1		10/09/20 10:55	56-23-5	
Chlorobenzene	ND	ug/L	0.50	1		10/09/20 10:55	108-90-7	
Chloroethane	ND	ug/L	1.0	1		10/09/20 10:55	75-00-3	
Chloroform	**1.2**	ug/L	0.50	1		10/09/20 10:55	67-66-3	
Chloromethane	ND	ug/L	1.0	1		10/09/20 10:55	74-87-3	
2-Chlorotoluene	ND	ug/L	0.50	1		10/09/20 10:55	95-49-8	
4-Chlorotoluene	ND	ug/L	0.50	1		10/09/20 10:55	106-43-4	
1,2-Dibromo-3-chloropropane	ND	ug/L	1.0	1		10/09/20 10:55	96-12-8	
Dibromochloromethane	ND	ug/L	0.50	1		10/09/20 10:55	124-48-1	
1,2-Dibromoethane (EDB)	ND	ug/L	0.50	1		10/09/20 10:55	106-93-4	
Dibromomethane	ND	ug/L	0.50	1		10/09/20 10:55	74-95-3	
1,2-Dichlorobenzene	ND	ug/L	0.50	1		10/09/20 10:55	95-50-1	
1,3-Dichlorobenzene	ND	ug/L	0.50	1		10/09/20 10:55	541-73-1	
1,4-Dichlorobenzene	ND	ug/L	0.50	1		10/09/20 10:55	106-46-7	
Dichlorodifluoromethane	ND	ug/L	0.50	1		10/09/20 10:55	75-71-8	
1,1-Dichloroethane	ND	ug/L	0.50	1		10/09/20 10:55	75-34-3	
1,2-Dichloroethane	ND	ug/L	0.50	1		10/09/20 10:55	107-06-2	
1,1-Dichloroethene	ND	ug/L	0.50	1		10/09/20 10:55	75-35-4	
cis-1,2-Dichloroethene	ND	ug/L	0.50	1		10/09/20 10:55	156-59-2	
trans-1,2-Dichloroethene	ND	ug/L	0.50	1		10/09/20 10:55	156-60-5	
1,2-Dichloropropane	ND	ug/L	0.50	1		10/09/20 10:55	78-87-5	
1,3-Dichloropropane	ND	ug/L	0.50	1		10/09/20 10:55	142-28-9	
2,2-Dichloropropane	ND	ug/L	0.50	1		10/09/20 10:55	594-20-7	

REPORT OF LABORATORY ANALYSIS

This report shall not be reproduced, except in full,
without the written consent of Pace Analytical Services, LLC.

Pace Analytical Services, LLC
9800 Kincey Ave. Suite 100
Huntersville, NC 28078
(704)875-9092

ANALYTICAL RESULTS

Project: Colonial Pipeline (10/7)
Pace Project No.: 92500607

Sample: MW-14 **Lab ID: 92499587003** Collected: 10/07/20 12:15 Received: 10/08/20 13:19 Matrix: Water

Parameters	Results	Units	Report Limit	DF	Prepared	Analyzed	CAS No.	Qual
6200B MSV	Analytical Method: SM 6200B Pace Analytical Services - Charlotte							
1,1-Dichloropropene	ND	ug/L	0.50	1		10/09/20 10:55	563-58-6	
cis-1,3-Dichloropropene	ND	ug/L	0.50	1		10/09/20 10:55	10061-01-5	
trans-1,3-Dichloropropene	ND	ug/L	0.50	1		10/09/20 10:55	10061-02-6	
Diisopropyl ether	ND	ug/L	0.50	1		10/09/20 10:55	108-20-3	
Ethylbenzene	ND	ug/L	0.50	1		10/09/20 10:55	100-41-4	
Hexachloro-1,3-butadiene	ND	ug/L	2.0	1		10/09/20 10:55	87-68-3	
Isopropylbenzene (Cumene)	ND	ug/L	0.50	1		10/09/20 10:55	98-82-8	
Methylene Chloride	ND	ug/L	2.0	1		10/09/20 10:55	75-09-2	
Methyl-tert-butyl ether	ND	ug/L	0.50	1		10/09/20 10:55	1634-04-4	
Naphthalene	ND	ug/L	2.0	1		10/09/20 10:55	91-20-3	
n-Propylbenzene	ND	ug/L	0.50	1		10/09/20 10:55	103-65-1	
Styrene	ND	ug/L	0.50	1		10/09/20 10:55	100-42-5	
1,1,1,2-Tetrachloroethane	ND	ug/L	0.50	1		10/09/20 10:55	630-20-6	
1,1,2,2-Tetrachloroethane	ND	ug/L	0.50	1		10/09/20 10:55	79-34-5	
Tetrachloroethene	ND	ug/L	0.50	1		10/09/20 10:55	127-18-4	
Toluene	ND	ug/L	0.50	1		10/09/20 10:55	108-88-3	
1,2,3-Trichlorobenzene	ND	ug/L	2.0	1		10/09/20 10:55	87-61-6	
1,2,4-Trichlorobenzene	ND	ug/L	2.0	1		10/09/20 10:55	120-82-1	
1,1,1-Trichloroethane	ND	ug/L	0.50	1		10/09/20 10:55	71-55-6	
1,1,2-Trichloroethane	ND	ug/L	0.50	1		10/09/20 10:55	79-00-5	
Trichloroethene	ND	ug/L	0.50	1		10/09/20 10:55	79-01-6	
Trichlorofluoromethane	ND	ug/L	1.0	1		10/09/20 10:55	75-69-4	
1,2,3-Trichloropropane	ND	ug/L	0.50	1		10/09/20 10:55	96-18-4	
1,2,4-Trimethylbenzene	ND	ug/L	0.50	1		10/09/20 10:55	95-63-6	
1,3,5-Trimethylbenzene	ND	ug/L	0.50	1		10/09/20 10:55	108-67-8	
Vinyl chloride	ND	ug/L	1.0	1		10/09/20 10:55	75-01-4	
m&p-Xylene	ND	ug/L	1.0	1		10/09/20 10:55	179601-23-1	
o-Xylene	ND	ug/L	0.50	1		10/09/20 10:55	95-47-6	
Surrogates								
1,2-Dichloroethane-d4 (S)	96	%	70-130	1		10/09/20 10:55	17060-07-0	
4-Bromofluorobenzene (S)	102	%	70-130	1		10/09/20 10:55	460-00-4	
Toluene-d8 (S)	104	%	70-130	1		10/09/20 10:55	2037-26-5	

REPORT OF LABORATORY ANALYSIS

This report shall not be reproduced, except in full,
without the written consent of Pace Analytical Services, LLC.

Pace Analytical Services, LLC
9800 Kincey Ave. Suite 100
Huntersville, NC 28078
(704)875-9092

ANALYTICAL RESULTS

Project: Colonial Pipeline (10/7)
Pace Project No.: 92500607

Sample: MW-44 **Lab ID: 92499587010** Collected: 10/07/20 16:38 Received: 10/08/20 13:19 Matrix: Water

Parameters	Results	Units	Report Limit	DF	Prepared	Analyzed	CAS No.	Qual
MADEPV	Analytical Method: MADEP VPH Preparation Method: MADEPV Pace National - Mt. Juliet							
Aliphatic (C05-C08)	ND	ug/L	100	1	10/11/20 00:58	10/11/20 00:58		
Aliphatic (C09-C12)	ND	ug/L	100	1	10/11/20 00:58	10/11/20 00:58		
Aromatic (C09-C10),Unadjusted	ND	ug/L	100	1	10/11/20 00:58	10/11/20 00:58	TPHC9C10A	
Total VPH	**121**	ug/L	100	1	10/11/20 00:58	10/11/20 00:58	VPH	
Surrogates								
2,5-Dibromotoluene (FID)	95.1	%	70.0-130	1	10/11/20 00:58	10/11/20 00:58	615-59-8FID	
2,5-Dibromotoluene (PID)	84.5	%	70.0-130	1	10/11/20 00:58	10/11/20 00:58	615-59-8PID	
6010 MET ICP	Analytical Method: EPA 6010D Preparation Method: EPA 3010A Pace Analytical Services - Asheville							
Lead	**30.7**	ug/L	5.0	1	10/09/20 01:18	10/09/20 09:47	7439-92-1	
6200B MSV	Analytical Method: SM 6200B Pace Analytical Services - Charlotte							
Benzene	**2.9**	ug/L	0.50	1		10/09/20 12:58	71-43-2	
Bromobenzene	ND	ug/L	0.50	1		10/09/20 12:58	108-86-1	
Bromochloromethane	ND	ug/L	0.50	1		10/09/20 12:58	74-97-5	
Bromodichloromethane	ND	ug/L	0.50	1		10/09/20 12:58	75-27-4	
Bromoform	ND	ug/L	0.50	1		10/09/20 12:58	75-25-2	
Bromomethane	ND	ug/L	5.0	1		10/09/20 12:58	74-83-9	
n-Butylbenzene	ND	ug/L	0.50	1		10/09/20 12:58	104-51-8	
sec-Butylbenzene	ND	ug/L	0.50	1		10/09/20 12:58	135-98-8	
tert-Butylbenzene	ND	ug/L	0.50	1		10/09/20 12:58	98-06-6	
Carbon tetrachloride	ND	ug/L	0.50	1		10/09/20 12:58	56-23-5	
Chlorobenzene	ND	ug/L	0.50	1		10/09/20 12:58	108-90-7	
Chloroethane	ND	ug/L	1.0	1		10/09/20 12:58	75-00-3	
Chloroform	**5.2**	ug/L	0.50	1		10/09/20 12:58	67-66-3	
Chloromethane	ND	ug/L	1.0	1		10/09/20 12:58	74-87-3	
2-Chlorotoluene	ND	ug/L	0.50	1		10/09/20 12:58	95-49-8	
4-Chlorotoluene	ND	ug/L	0.50	1		10/09/20 12:58	106-43-4	
1,2-Dibromo-3-chloropropane	ND	ug/L	1.0	1		10/09/20 12:58	96-12-8	
Dibromochloromethane	ND	ug/L	0.50	1		10/09/20 12:58	124-48-1	
1,2-Dibromoethane (EDB)	ND	ug/L	0.50	1		10/09/20 12:58	106-93-4	
Dibromomethane	ND	ug/L	0.50	1		10/09/20 12:58	74-95-3	
1,2-Dichlorobenzene	ND	ug/L	0.50	1		10/09/20 12:58	95-50-1	
1,3-Dichlorobenzene	ND	ug/L	0.50	1		10/09/20 12:58	541-73-1	
1,4-Dichlorobenzene	ND	ug/L	0.50	1		10/09/20 12:58	106-46-7	
Dichlorodifluoromethane	ND	ug/L	0.50	1		10/09/20 12:58	75-71-8	
1,1-Dichloroethane	ND	ug/L	0.50	1		10/09/20 12:58	75-34-3	
1,2-Dichloroethane	ND	ug/L	0.50	1		10/09/20 12:58	107-06-2	
1,1-Dichloroethene	ND	ug/L	0.50	1		10/09/20 12:58	75-35-4	
cis-1,2-Dichloroethene	ND	ug/L	0.50	1		10/09/20 12:58	156-59-2	
trans-1,2-Dichloroethene	ND	ug/L	0.50	1		10/09/20 12:58	156-60-5	
1,2-Dichloropropane	ND	ug/L	0.50	1		10/09/20 12:58	78-87-5	
1,3-Dichloropropane	ND	ug/L	0.50	1		10/09/20 12:58	142-28-9	
2,2-Dichloropropane	ND	ug/L	0.50	1		10/09/20 12:58	594-20-7	

REPORT OF LABORATORY ANALYSIS

This report shall not be reproduced, except in full,
without the written consent of Pace Analytical Services, LLC.

Pace Analytical Services, LLC
9800 Kincey Ave. Suite 100
Huntersville, NC 28078
(704)875-9092

ANALYTICAL RESULTS

Project: Colonial Pipeline (10/7)
Pace Project No.: 92500607

Sample: MW-44 **Lab ID: 92499587010** Collected: 10/07/20 16:38 Received: 10/08/20 13:19 Matrix: Water

Parameters	Results	Units	Report Limit	DF	Prepared	Analyzed	CAS No.	Qual
6200B MSV	Analytical Method: SM 6200B Pace Analytical Services - Charlotte							
1,1-Dichloropropene	ND	ug/L	0.50	1		10/09/20 12:58	563-58-6	
cis-1,3-Dichloropropene	ND	ug/L	0.50	1		10/09/20 12:58	10061-01-5	
trans-1,3-Dichloropropene	ND	ug/L	0.50	1		10/09/20 12:58	10061-02-6	
Diisopropyl ether	ND	ug/L	0.50	1		10/09/20 12:58	108-20-3	
Ethylbenzene	**2.3**	ug/L	0.50	1		10/09/20 12:58	100-41-4	
Hexachloro-1,3-butadiene	ND	ug/L	2.0	1		10/09/20 12:58	87-68-3	
Isopropylbenzene (Cumene)	ND	ug/L	0.50	1		10/09/20 12:58	98-82-8	
Methylene Chloride	ND	ug/L	2.0	1		10/09/20 12:58	75-09-2	
Methyl-tert-butyl ether	ND	ug/L	0.50	1		10/09/20 12:58	1634-04-4	
Naphthalene	ND	ug/L	2.0	1		10/09/20 12:58	91-20-3	
n-Propylbenzene	ND	ug/L	0.50	1		10/09/20 12:58	103-65-1	
Styrene	ND	ug/L	0.50	1		10/09/20 12:58	100-42-5	
1,1,1,2-Tetrachloroethane	ND	ug/L	0.50	1		10/09/20 12:58	630-20-6	
1,1,2,2-Tetrachloroethane	ND	ug/L	0.50	1		10/09/20 12:58	79-34-5	
Tetrachloroethene	ND	ug/L	0.50	1		10/09/20 12:58	127-18-4	
Toluene	**11.8**	ug/L	0.50	1		10/09/20 12:58	108-88-3	
1,2,3-Trichlorobenzene	ND	ug/L	2.0	1		10/09/20 12:58	87-61-6	
1,2,4-Trichlorobenzene	ND	ug/L	2.0	1		10/09/20 12:58	120-82-1	
1,1,1-Trichloroethane	ND	ug/L	0.50	1		10/09/20 12:58	71-55-6	
1,1,2-Trichloroethane	ND	ug/L	0.50	1		10/09/20 12:58	79-00-5	
Trichloroethene	ND	ug/L	0.50	1		10/09/20 12:58	79-01-6	
Trichlorofluoromethane	ND	ug/L	1.0	1		10/09/20 12:58	75-69-4	
1,2,3-Trichloropropane	ND	ug/L	0.50	1		10/09/20 12:58	96-18-4	
1,2,4-Trimethylbenzene	**2.4**	ug/L	0.50	1		10/09/20 12:58	95-63-6	
1,3,5-Trimethylbenzene	ND	ug/L	0.50	1		10/09/20 12:58	108-67-8	
Vinyl chloride	ND	ug/L	1.0	1		10/09/20 12:58	75-01-4	
m&p-Xylene	**11.0**	ug/L	1.0	1		10/09/20 12:58	179601-23-1	
o-Xylene	**6.2**	ug/L	0.50	1		10/09/20 12:58	95-47-6	
Surrogates								
1,2-Dichloroethane-d4 (S)	97	%	70-130	1		10/09/20 12:58	17060-07-0	
4-Bromofluorobenzene (S)	99	%	70-130	1		10/09/20 12:58	460-00-4	
Toluene-d8 (S)	104	%	70-130	1		10/09/20 12:58	2037-26-5	

REPORT OF LABORATORY ANALYSIS

This report shall not be reproduced, except in full,
without the written consent of Pace Analytical Services, LLC.

Pace Analytical Services, LLC
9800 Kincey Ave. Suite 100
Huntersville, NC 28078
(704)875-9092

ANALYTICAL RESULTS

Project: Colonial Pipeline (10/7)
Pace Project No.: 92500607

Sample: MW-60 **Lab ID: 92499587017** Collected: 10/07/20 10:50 Received: 10/08/20 13:19 Matrix: Water

Parameters	Results	Units	Report Limit	DF	Prepared	Analyzed	CAS No.	Qual
504 GCS EDB and DBCP	Analytical Method: EPA 504.1 Preparation Method: EPA 504.1 Pace Analytical Services - Charlotte							
1,2-Dibromoethane (EDB)	ND	ug/L	0.020	1	10/09/20 08:38	10/10/20 02:14	106-93-4	
Surrogates								
1-Chloro-2-bromopropane (S)	86	%	70-130	1	10/09/20 08:38	10/10/20 02:14	301-79-56	
MADEPV	Analytical Method: MADEP VPH Preparation Method: MADEPV Pace National - Mt. Juliet							
Aliphatic (C05-C08)	ND	ug/L	100	1	10/11/20 19:38	10/11/20 19:38		
Aliphatic (C09-C12)	ND	ug/L	100	1	10/11/20 19:38	10/11/20 19:38		
Aromatic (C09-C10),Unadjusted	ND	ug/L	100	1	10/11/20 19:38	10/11/20 19:38	TPHC9C10A	
Total VPH	ND	ug/L	100	1	10/11/20 19:38	10/11/20 19:38	VPH	
Surrogates								
2,5-Dibromotoluene (FID)	92.8	%	70.0-130	1	10/11/20 19:38	10/11/20 19:38	615-59-8FID	
2,5-Dibromotoluene (PID)	87.5	%	70.0-130	1	10/11/20 19:38	10/11/20 19:38	615-59-8PID	
6010 MET ICP	Analytical Method: EPA 6010D Preparation Method: EPA 3010A Pace Analytical Services - Asheville							
Lead	**18.0**	ug/L	5.0	1	10/09/20 01:18	10/09/20 10:24	7439-92-1	
6200B MSV	Analytical Method: SM 6200B Pace Analytical Services - Charlotte							
Benzene	ND	ug/L	0.50	1		10/09/20 12:56	71-43-2	
Bromobenzene	ND	ug/L	0.50	1		10/09/20 12:56	108-86-1	
Bromochloromethane	ND	ug/L	0.50	1		10/09/20 12:56	74-97-5	
Bromodichloromethane	**4.1**	ug/L	0.50	1		10/09/20 12:56	75-27-4	
Bromoform	ND	ug/L	0.50	1		10/09/20 12:56	75-25-2	
Bromomethane	ND	ug/L	5.0	1		10/09/20 12:56	74-83-9	M1
n-Butylbenzene	ND	ug/L	0.50	1		10/09/20 12:56	104-51-8	
sec-Butylbenzene	ND	ug/L	0.50	1		10/09/20 12:56	135-98-8	
tert-Butylbenzene	ND	ug/L	0.50	1		10/09/20 12:56	98-06-6	
Carbon tetrachloride	ND	ug/L	0.50	1		10/09/20 12:56	56-23-5	
Chlorobenzene	ND	ug/L	0.50	1		10/09/20 12:56	108-90-7	
Chloroethane	ND	ug/L	1.0	1		10/09/20 12:56	75-00-3	
Chloroform	**15.2**	ug/L	0.50	1		10/09/20 12:56	67-66-3	
Chloromethane	ND	ug/L	1.0	1		10/09/20 12:56	74-87-3	
2-Chlorotoluene	ND	ug/L	0.50	1		10/09/20 12:56	95-49-8	
4-Chlorotoluene	ND	ug/L	0.50	1		10/09/20 12:56	106-43-4	
1,2-Dibromo-3-chloropropane	ND	ug/L	1.0	1		10/09/20 12:56	96-12-8	
Dibromochloromethane	**1.3**	ug/L	0.50	1		10/09/20 12:56	124-48-1	
Dibromomethane	ND	ug/L	0.50	1		10/09/20 12:56	74-95-3	
1,2-Dichlorobenzene	ND	ug/L	0.50	1		10/09/20 12:56	95-50-1	
1,3-Dichlorobenzene	ND	ug/L	0.50	1		10/09/20 12:56	541-73-1	
1,4-Dichlorobenzene	ND	ug/L	0.50	1		10/09/20 12:56	106-46-7	
Dichlorodifluoromethane	ND	ug/L	0.50	1		10/09/20 12:56	75-71-8	
1,1-Dichloroethane	ND	ug/L	0.50	1		10/09/20 12:56	75-34-3	
1,2-Dichloroethane	ND	ug/L	0.50	1		10/09/20 12:56	107-06-2	
1,1-Dichloroethene	ND	ug/L	0.50	1		10/09/20 12:56	75-35-4	

REPORT OF LABORATORY ANALYSIS

This report shall not be reproduced, except in full,
without the written consent of Pace Analytical Services, LLC.

Pace Analytical Services, LLC
9800 Kincey Ave. Suite 100
Huntersville, NC 28078
(704)875-9092

ANALYTICAL RESULTS

Project: Colonial Pipeline (10/7)
Pace Project No.: 92500607

Sample: MW-60 **Lab ID: 92499587017** Collected: 10/07/20 10:50 Received: 10/08/20 13:19 Matrix: Water

Parameters	Results	Units	Report Limit	DF	Prepared	Analyzed	CAS No.	Qual
6200B MSV	Analytical Method: SM 6200B Pace Analytical Services - Charlotte							
cis-1,2-Dichloroethene	ND	ug/L	0.50	1		10/09/20 12:56	156-59-2	
trans-1,2-Dichloroethene	ND	ug/L	0.50	1		10/09/20 12:56	156-60-5	
1,2-Dichloropropane	ND	ug/L	0.50	1		10/09/20 12:56	78-87-5	
1,3-Dichloropropane	ND	ug/L	0.50	1		10/09/20 12:56	142-28-9	
2,2-Dichloropropane	ND	ug/L	0.50	1		10/09/20 12:56	594-20-7	
1,1-Dichloropropene	ND	ug/L	0.50	1		10/09/20 12:56	563-58-6	
cis-1,3-Dichloropropene	ND	ug/L	0.50	1		10/09/20 12:56	10061-01-5	
trans-1,3-Dichloropropene	ND	ug/L	0.50	1		10/09/20 12:56	10061-02-6	
Diisopropyl ether	ND	ug/L	0.50	1		10/09/20 12:56	108-20-3	
Ethylbenzene	ND	ug/L	0.50	1		10/09/20 12:56	100-41-4	
Hexachloro-1,3-butadiene	ND	ug/L	2.0	1		10/09/20 12:56	87-68-3	
Isopropylbenzene (Cumene)	ND	ug/L	0.50	1		10/09/20 12:56	98-82-8	
Methylene Chloride	ND	ug/L	2.0	1		10/09/20 12:56	75-09-2	
Methyl-tert-butyl ether	ND	ug/L	0.50	1		10/09/20 12:56	1634-04-4	
Naphthalene	ND	ug/L	2.0	1		10/09/20 12:56	91-20-3	
n-Propylbenzene	ND	ug/L	0.50	1		10/09/20 12:56	103-65-1	
Styrene	ND	ug/L	0.50	1		10/09/20 12:56	100-42-5	
1,1,1,2-Tetrachloroethane	ND	ug/L	0.50	1		10/09/20 12:56	630-20-6	
1,1,2,2-Tetrachloroethane	ND	ug/L	0.50	1		10/09/20 12:56	79-34-5	
Tetrachloroethene	ND	ug/L	0.50	1		10/09/20 12:56	127-18-4	
Toluene	ND	ug/L	0.50	1		10/09/20 12:56	108-88-3	
1,2,3-Trichlorobenzene	ND	ug/L	2.0	1		10/09/20 12:56	87-61-6	
1,2,4-Trichlorobenzene	ND	ug/L	2.0	1		10/09/20 12:56	120-82-1	
1,1,1-Trichloroethane	ND	ug/L	0.50	1		10/09/20 12:56	71-55-6	
1,1,2-Trichloroethane	ND	ug/L	0.50	1		10/09/20 12:56	79-00-5	
Trichloroethene	ND	ug/L	0.50	1		10/09/20 12:56	79-01-6	
Trichlorofluoromethane	ND	ug/L	1.0	1		10/09/20 12:56	75-69-4	
1,2,3-Trichloropropane	ND	ug/L	0.50	1		10/09/20 12:56	96-18-4	
1,2,4-Trimethylbenzene	ND	ug/L	0.50	1		10/09/20 12:56	95-63-6	
1,3,5-Trimethylbenzene	ND	ug/L	0.50	1		10/09/20 12:56	108-67-8	
Vinyl chloride	ND	ug/L	1.0	1		10/09/20 12:56	75-01-4	
m&p-Xylene	ND	ug/L	1.0	1		10/09/20 12:56	179601-23-1	
o-Xylene	ND	ug/L	0.50	1		10/09/20 12:56	95-47-6	
Surrogates								
1,2-Dichloroethane-d4 (S)	90	%	70-130	1		10/09/20 12:56	17060-07-0	
4-Bromofluorobenzene (S)	96	%	70-130	1		10/09/20 12:56	460-00-4	
Toluene-d8 (S)	93	%	70-130	1		10/09/20 12:56	2037-26-5	

REPORT OF LABORATORY ANALYSIS

This report shall not be reproduced, except in full,
without the written consent of Pace Analytical Services, LLC.

Pace Analytical Services, LLC
9800 Kincey Ave. Suite 100
Huntersville, NC 28078
(704)875-9092

ANALYTICAL RESULTS

Project: Colonial Pipeline (10/7)
Pace Project No.: 92500607

Sample: FB-1-20201007 **Lab ID: 92499587018** Collected: 10/07/20 17:00 Received: 10/08/20 13:19 Matrix: Water

Parameters	Results	Units	Report Limit	DF	Prepared	Analyzed	CAS No.	Qual
MADEPV	Analytical Method: MADEP VPH Preparation Method: MADEPV Pace National - Mt. Juliet							
Aliphatic (C05-C08)	ND	ug/L	100	1	10/11/20 20:12	10/11/20 20:12		
Aliphatic (C09-C12)	ND	ug/L	100	1	10/11/20 20:12	10/11/20 20:12		
Aromatic (C09-C10),Unadjusted	ND	ug/L	100	1	10/11/20 20:12	10/11/20 20:12	TPHC9C10A	
Total VPH	ND	ug/L	100	1	10/11/20 20:12	10/11/20 20:12	VPH	
Surrogates								
2,5-Dibromotoluene (FID)	91.6	%	70.0-130	1	10/11/20 20:12	10/11/20 20:12	615-59-8FID	
2,5-Dibromotoluene (PID)	85.0	%	70.0-130	1	10/11/20 20:12	10/11/20 20:12	615-59-8PID	
6010 MET ICP	Analytical Method: EPA 6010D Preparation Method: EPA 3010A Pace Analytical Services - Asheville							
Lead	ND	ug/L	5.0	1	10/09/20 01:18	10/09/20 10:27	7439-92-1	
6200B MSV	Analytical Method: SM 6200B Pace Analytical Services - Charlotte							
Benzene	ND	ug/L	0.50	1		10/09/20 10:33	71-43-2	
Bromobenzene	ND	ug/L	0.50	1		10/09/20 10:33	108-86-1	
Bromochloromethane	ND	ug/L	0.50	1		10/09/20 10:33	74-97-5	
Bromodichloromethane	ND	ug/L	0.50	1		10/09/20 10:33	75-27-4	
Bromoform	ND	ug/L	0.50	1		10/09/20 10:33	75-25-2	
Bromomethane	ND	ug/L	5.0	1		10/09/20 10:33	74-83-9	
n-Butylbenzene	ND	ug/L	0.50	1		10/09/20 10:33	104-51-8	
sec-Butylbenzene	ND	ug/L	0.50	1		10/09/20 10:33	135-98-8	
tert-Butylbenzene	ND	ug/L	0.50	1		10/09/20 10:33	98-06-6	
Carbon tetrachloride	ND	ug/L	0.50	1		10/09/20 10:33	56-23-5	
Chlorobenzene	ND	ug/L	0.50	1		10/09/20 10:33	108-90-7	
Chloroethane	ND	ug/L	1.0	1		10/09/20 10:33	75-00-3	
Chloroform	ND	ug/L	0.50	1		10/09/20 10:33	67-66-3	
Chloromethane	ND	ug/L	1.0	1		10/09/20 10:33	74-87-3	
2-Chlorotoluene	ND	ug/L	0.50	1		10/09/20 10:33	95-49-8	
4-Chlorotoluene	ND	ug/L	0.50	1		10/09/20 10:33	106-43-4	
1,2-Dibromo-3-chloropropane	ND	ug/L	1.0	1		10/09/20 10:33	96-12-8	
Dibromochloromethane	ND	ug/L	0.50	1		10/09/20 10:33	124-48-1	
1,2-Dibromoethane (EDB)	ND	ug/L	0.50	1		10/09/20 10:33	106-93-4	
Dibromomethane	ND	ug/L	0.50	1		10/09/20 10:33	74-95-3	
1,2-Dichlorobenzene	ND	ug/L	0.50	1		10/09/20 10:33	95-50-1	
1,3-Dichlorobenzene	ND	ug/L	0.50	1		10/09/20 10:33	541-73-1	
1,4-Dichlorobenzene	ND	ug/L	0.50	1		10/09/20 10:33	106-46-7	
Dichlorodifluoromethane	ND	ug/L	0.50	1		10/09/20 10:33	75-71-8	
1,1-Dichloroethane	ND	ug/L	0.50	1		10/09/20 10:33	75-34-3	
1,2-Dichloroethane	ND	ug/L	0.50	1		10/09/20 10:33	107-06-2	
1,1-Dichloroethene	ND	ug/L	0.50	1		10/09/20 10:33	75-35-4	
cis-1,2-Dichloroethene	ND	ug/L	0.50	1		10/09/20 10:33	156-59-2	
trans-1,2-Dichloroethene	ND	ug/L	0.50	1		10/09/20 10:33	156-60-5	
1,2-Dichloropropane	ND	ug/L	0.50	1		10/09/20 10:33	78-87-5	
1,3-Dichloropropane	ND	ug/L	0.50	1		10/09/20 10:33	142-28-9	
2,2-Dichloropropane	ND	ug/L	0.50	1		10/09/20 10:33	594-20-7	

REPORT OF LABORATORY ANALYSIS

This report shall not be reproduced, except in full,
without the written consent of Pace Analytical Services, LLC.

Pace Analytical Services, LLC
9800 Kincey Ave. Suite 100
Huntersville, NC 28078
(704)875-9092

ANALYTICAL RESULTS

Project: Colonial Pipeline (10/7)
Pace Project No.: 92500607

Sample: FB-1-20201007 **Lab ID: 92499587018** Collected: 10/07/20 17:00 Received: 10/08/20 13:19 Matrix: Water

Parameters	Results	Units	Report Limit	DF	Prepared	Analyzed	CAS No.	Qual
6200B MSV	Analytical Method: SM 6200B Pace Analytical Services - Charlotte							
1,1-Dichloropropene	ND	ug/L	0.50	1		10/09/20 10:33	563-58-6	
cis-1,3-Dichloropropene	ND	ug/L	0.50	1		10/09/20 10:33	10061-01-5	
trans-1,3-Dichloropropene	ND	ug/L	0.50	1		10/09/20 10:33	10061-02-6	
Diisopropyl ether	ND	ug/L	0.50	1		10/09/20 10:33	108-20-3	
Ethylbenzene	ND	ug/L	0.50	1		10/09/20 10:33	100-41-4	
Hexachloro-1,3-butadiene	ND	ug/L	2.0	1		10/09/20 10:33	87-68-3	
Isopropylbenzene (Cumene)	ND	ug/L	0.50	1		10/09/20 10:33	98-82-8	
Methylene Chloride	ND	ug/L	2.0	1		10/09/20 10:33	75-09-2	
Methyl-tert-butyl ether	ND	ug/L	0.50	1		10/09/20 10:33	1634-04-4	
Naphthalene	ND	ug/L	2.0	1		10/09/20 10:33	91-20-3	
n-Propylbenzene	ND	ug/L	0.50	1		10/09/20 10:33	103-65-1	
Styrene	ND	ug/L	0.50	1		10/09/20 10:33	100-42-5	
1,1,1,2-Tetrachloroethane	ND	ug/L	0.50	1		10/09/20 10:33	630-20-6	
1,1,2,2-Tetrachloroethane	ND	ug/L	0.50	1		10/09/20 10:33	79-34-5	
Tetrachloroethene	ND	ug/L	0.50	1		10/09/20 10:33	127-18-4	
Toluene	ND	ug/L	0.50	1		10/09/20 10:33	108-88-3	
1,2,3-Trichlorobenzene	ND	ug/L	2.0	1		10/09/20 10:33	87-61-6	
1,2,4-Trichlorobenzene	ND	ug/L	2.0	1		10/09/20 10:33	120-82-1	
1,1,1-Trichloroethane	ND	ug/L	0.50	1		10/09/20 10:33	71-55-6	
1,1,2-Trichloroethane	ND	ug/L	0.50	1		10/09/20 10:33	79-00-5	
Trichloroethene	ND	ug/L	0.50	1		10/09/20 10:33	79-01-6	
Trichlorofluoromethane	ND	ug/L	1.0	1		10/09/20 10:33	75-69-4	
1,2,3-Trichloropropane	ND	ug/L	0.50	1		10/09/20 10:33	96-18-4	
1,2,4-Trimethylbenzene	ND	ug/L	0.50	1		10/09/20 10:33	95-63-6	
1,3,5-Trimethylbenzene	ND	ug/L	0.50	1		10/09/20 10:33	108-67-8	
Vinyl chloride	ND	ug/L	1.0	1		10/09/20 10:33	75-01-4	
m&p-Xylene	ND	ug/L	1.0	1		10/09/20 10:33	179601-23-1	
o-Xylene	ND	ug/L	0.50	1		10/09/20 10:33	95-47-6	
Surrogates								
1,2-Dichloroethane-d4 (S)	85	%	70-130	1		10/09/20 10:33	17060-07-0	
4-Bromofluorobenzene (S)	96	%	70-130	1		10/09/20 10:33	460-00-4	
Toluene-d8 (S)	87	%	70-130	1		10/09/20 10:33	2037-26-5	

REPORT OF LABORATORY ANALYSIS

This report shall not be reproduced, except in full,
without the written consent of Pace Analytical Services, LLC.

Pace Analytical Services, LLC
9800 Kincey Ave. Suite 100
Huntersville, NC 28078
(704)875-9092

ANALYTICAL RESULTS

Project: Colonial Pipeline (10/7)
Pace Project No.: 92500607

Sample: EB-1-20201007 **Lab ID: 92499587019** Collected: 10/07/20 17:30 Received: 10/08/20 13:19 Matrix: Water

Parameters	Results	Units	Report Limit	DF	Prepared	Analyzed	CAS No.	Qual
MADEPV	Analytical Method: MADEP VPH Preparation Method: MADEPV Pace National - Mt. Juliet							
Aliphatic (C05-C08)	ND	ug/L	100	1	10/11/20 20:46	10/11/20 20:46		
Aliphatic (C09-C12)	ND	ug/L	100	1	10/11/20 20:46	10/11/20 20:46		
Aromatic (C09-C10),Unadjusted	ND	ug/L	100	1	10/11/20 20:46	10/11/20 20:46	TPHC9C10A	
Total VPH	ND	ug/L	100	1	10/11/20 20:46	10/11/20 20:46	VPH	
Surrogates								
2,5-Dibromotoluene (FID)	92.2	%	70.0-130	1	10/11/20 20:46	10/11/20 20:46	615-59-8FID	
2,5-Dibromotoluene (PID)	83.4	%	70.0-130	1	10/11/20 20:46	10/11/20 20:46	615-59-8PID	
6010 MET ICP	Analytical Method: EPA 6010D Preparation Method: EPA 3010A Pace Analytical Services - Asheville							
Lead	ND	ug/L	5.0	1	10/09/20 01:18	10/09/20 10:30	7439-92-1	
6200B MSV	Analytical Method: SM 6200B Pace Analytical Services - Charlotte							
Benzene	ND	ug/L	0.50	1		10/09/20 10:51	71-43-2	
Bromobenzene	ND	ug/L	0.50	1		10/09/20 10:51	108-86-1	
Bromochloromethane	ND	ug/L	0.50	1		10/09/20 10:51	74-97-5	
Bromodichloromethane	ND	ug/L	0.50	1		10/09/20 10:51	75-27-4	
Bromoform	ND	ug/L	0.50	1		10/09/20 10:51	75-25-2	
Bromomethane	ND	ug/L	5.0	1		10/09/20 10:51	74-83-9	
n-Butylbenzene	ND	ug/L	0.50	1		10/09/20 10:51	104-51-8	
sec-Butylbenzene	ND	ug/L	0.50	1		10/09/20 10:51	135-98-8	
tert-Butylbenzene	ND	ug/L	0.50	1		10/09/20 10:51	98-06-6	
Carbon tetrachloride	ND	ug/L	0.50	1		10/09/20 10:51	56-23-5	
Chlorobenzene	ND	ug/L	0.50	1		10/09/20 10:51	108-90-7	
Chloroethane	ND	ug/L	1.0	1		10/09/20 10:51	75-00-3	
Chloroform	ND	ug/L	0.50	1		10/09/20 10:51	67-66-3	
Chloromethane	ND	ug/L	1.0	1		10/09/20 10:51	74-87-3	
2-Chlorotoluene	ND	ug/L	0.50	1		10/09/20 10:51	95-49-8	
4-Chlorotoluene	ND	ug/L	0.50	1		10/09/20 10:51	106-43-4	
1,2-Dibromo-3-chloropropane	ND	ug/L	1.0	1		10/09/20 10:51	96-12-8	
Dibromochloromethane	ND	ug/L	0.50	1		10/09/20 10:51	124-48-1	
1,2-Dibromoethane (EDB)	ND	ug/L	0.50	1		10/09/20 10:51	106-93-4	
Dibromomethane	ND	ug/L	0.50	1		10/09/20 10:51	74-95-3	
1,2-Dichlorobenzene	ND	ug/L	0.50	1		10/09/20 10:51	95-50-1	
1,3-Dichlorobenzene	ND	ug/L	0.50	1		10/09/20 10:51	541-73-1	
1,4-Dichlorobenzene	ND	ug/L	0.50	1		10/09/20 10:51	106-46-7	
Dichlorodifluoromethane	ND	ug/L	0.50	1		10/09/20 10:51	75-71-8	
1,1-Dichloroethane	ND	ug/L	0.50	1		10/09/20 10:51	75-34-3	
1,2-Dichloroethane	ND	ug/L	0.50	1		10/09/20 10:51	107-06-2	
1,1-Dichloroethene	ND	ug/L	0.50	1		10/09/20 10:51	75-35-4	
cis-1,2-Dichloroethene	ND	ug/L	0.50	1		10/09/20 10:51	156-59-2	
trans-1,2-Dichloroethene	ND	ug/L	0.50	1		10/09/20 10:51	156-60-5	
1,2-Dichloropropane	ND	ug/L	0.50	1		10/09/20 10:51	78-87-5	
1,3-Dichloropropane	ND	ug/L	0.50	1		10/09/20 10:51	142-28-9	
2,2-Dichloropropane	ND	ug/L	0.50	1		10/09/20 10:51	594-20-7	

REPORT OF LABORATORY ANALYSIS

This report shall not be reproduced, except in full,
without the written consent of Pace Analytical Services, LLC.

Pace Analytical Services, LLC
9800 Kincey Ave. Suite 100
Huntersville, NC 28078
(704)875-9092

ANALYTICAL RESULTS

Project: Colonial Pipeline (10/7)
Pace Project No.: 92500607

Sample: EB-1-20201007 **Lab ID: 92499587019** Collected: 10/07/20 17:30 Received: 10/08/20 13:19 Matrix: Water

Parameters	Results	Units	Report Limit	DF	Prepared	Analyzed	CAS No.	Qual
6200B MSV	Analytical Method: SM 6200B Pace Analytical Services - Charlotte							
1,1-Dichloropropene	ND	ug/L	0.50	1		10/09/20 10:51	563-58-6	
cis-1,3-Dichloropropene	ND	ug/L	0.50	1		10/09/20 10:51	10061-01-5	
trans-1,3-Dichloropropene	ND	ug/L	0.50	1		10/09/20 10:51	10061-02-6	
Diisopropyl ether	ND	ug/L	0.50	1		10/09/20 10:51	108-20-3	
Ethylbenzene	ND	ug/L	0.50	1		10/09/20 10:51	100-41-4	
Hexachloro-1,3-butadiene	ND	ug/L	2.0	1		10/09/20 10:51	87-68-3	
Isopropylbenzene (Cumene)	ND	ug/L	0.50	1		10/09/20 10:51	98-82-8	
Methylene Chloride	ND	ug/L	2.0	1		10/09/20 10:51	75-09-2	
Methyl-tert-butyl ether	ND	ug/L	0.50	1		10/09/20 10:51	1634-04-4	
Naphthalene	ND	ug/L	2.0	1		10/09/20 10:51	91-20-3	
n-Propylbenzene	ND	ug/L	0.50	1		10/09/20 10:51	103-65-1	
Styrene	ND	ug/L	0.50	1		10/09/20 10:51	100-42-5	
1,1,1,2-Tetrachloroethane	ND	ug/L	0.50	1		10/09/20 10:51	630-20-6	
1,1,2,2-Tetrachloroethane	ND	ug/L	0.50	1		10/09/20 10:51	79-34-5	
Tetrachloroethene	ND	ug/L	0.50	1		10/09/20 10:51	127-18-4	
Toluene	ND	ug/L	0.50	1		10/09/20 10:51	108-88-3	
1,2,3-Trichlorobenzene	ND	ug/L	2.0	1		10/09/20 10:51	87-61-6	
1,2,4-Trichlorobenzene	ND	ug/L	2.0	1		10/09/20 10:51	120-82-1	
1,1,1-Trichloroethane	ND	ug/L	0.50	1		10/09/20 10:51	71-55-6	
1,1,2-Trichloroethane	ND	ug/L	0.50	1		10/09/20 10:51	79-00-5	
Trichloroethene	ND	ug/L	0.50	1		10/09/20 10:51	79-01-6	
Trichlorofluoromethane	ND	ug/L	1.0	1		10/09/20 10:51	75-69-4	
1,2,3-Trichloropropane	ND	ug/L	0.50	1		10/09/20 10:51	96-18-4	
1,2,4-Trimethylbenzene	ND	ug/L	0.50	1		10/09/20 10:51	95-63-6	
1,3,5-Trimethylbenzene	ND	ug/L	0.50	1		10/09/20 10:51	108-67-8	
Vinyl chloride	ND	ug/L	1.0	1		10/09/20 10:51	75-01-4	
m&p-Xylene	ND	ug/L	1.0	1		10/09/20 10:51	179601-23-1	
o-Xylene	ND	ug/L	0.50	1		10/09/20 10:51	95-47-6	
Surrogates								
1,2-Dichloroethane-d4 (S)	90	%	70-130	1		10/09/20 10:51	17060-07-0	
4-Bromofluorobenzene (S)	97	%	70-130	1		10/09/20 10:51	460-00-4	
Toluene-d8 (S)	76	%	70-130	1		10/09/20 10:51	2037-26-5	

REPORT OF LABORATORY ANALYSIS

This report shall not be reproduced, except in full,
without the written consent of Pace Analytical Services, LLC.

Pace Analytical Services, LLC
9800 Kincey Ave. Suite 100
Huntersville, NC 28078
(704)875-9092

ANALYTICAL RESULTS

Project: Colonial Pipeline (10/7)
Pace Project No.: 92500607

Sample: Trip Blank **Lab ID: 92499587020** Collected: 10/07/20 00:00 Received: 10/08/20 13:19 Matrix: Water

Parameters	Results	Units	Report Limit	DF	Prepared	Analyzed	CAS No.	Qual
6200B MSV	Analytical Method: SM 6200B Pace Analytical Services - Charlotte							
Benzene	ND	ug/L	0.50	1		10/09/20 11:09	71-43-2	
Bromobenzene	ND	ug/L	0.50	1		10/09/20 11:09	108-86-1	
Bromochloromethane	ND	ug/L	0.50	1		10/09/20 11:09	74-97-5	
Bromodichloromethane	ND	ug/L	0.50	1		10/09/20 11:09	75-27-4	
Bromoform	ND	ug/L	0.50	1		10/09/20 11:09	75-25-2	
Bromomethane	ND	ug/L	5.0	1		10/09/20 11:09	74-83-9	
n-Butylbenzene	ND	ug/L	0.50	1		10/09/20 11:09	104-51-8	
sec-Butylbenzene	ND	ug/L	0.50	1		10/09/20 11:09	135-98-8	
tert-Butylbenzene	ND	ug/L	0.50	1		10/09/20 11:09	98-06-6	
Carbon tetrachloride	ND	ug/L	0.50	1		10/09/20 11:09	56-23-5	
Chlorobenzene	ND	ug/L	0.50	1		10/09/20 11:09	108-90-7	
Chloroethane	ND	ug/L	1.0	1		10/09/20 11:09	75-00-3	
Chloroform	ND	ug/L	0.50	1		10/09/20 11:09	67-66-3	
Chloromethane	ND	ug/L	1.0	1		10/09/20 11:09	74-87-3	
2-Chlorotoluene	ND	ug/L	0.50	1		10/09/20 11:09	95-49-8	
4-Chlorotoluene	ND	ug/L	0.50	1		10/09/20 11:09	106-43-4	
1,2-Dibromo-3-chloropropane	ND	ug/L	1.0	1		10/09/20 11:09	96-12-8	
Dibromochloromethane	ND	ug/L	0.50	1		10/09/20 11:09	124-48-1	
1,2-Dibromoethane (EDB)	ND	ug/L	0.50	1		10/09/20 11:09	106-93-4	
Dibromomethane	ND	ug/L	0.50	1		10/09/20 11:09	74-95-3	
1,2-Dichlorobenzene	ND	ug/L	0.50	1		10/09/20 11:09	95-50-1	
1,3-Dichlorobenzene	ND	ug/L	0.50	1		10/09/20 11:09	541-73-1	
1,4-Dichlorobenzene	ND	ug/L	0.50	1		10/09/20 11:09	106-46-7	
Dichlorodifluoromethane	ND	ug/L	0.50	1		10/09/20 11:09	75-71-8	
1,1-Dichloroethane	ND	ug/L	0.50	1		10/09/20 11:09	75-34-3	
1,2-Dichloroethane	ND	ug/L	0.50	1		10/09/20 11:09	107-06-2	
1,1-Dichloroethene	ND	ug/L	0.50	1		10/09/20 11:09	75-35-4	
cis-1,2-Dichloroethene	ND	ug/L	0.50	1		10/09/20 11:09	156-59-2	
trans-1,2-Dichloroethene	ND	ug/L	0.50	1		10/09/20 11:09	156-60-5	
1,2-Dichloropropane	ND	ug/L	0.50	1		10/09/20 11:09	78-87-5	
1,3-Dichloropropane	ND	ug/L	0.50	1		10/09/20 11:09	142-28-9	
2,2-Dichloropropane	ND	ug/L	0.50	1		10/09/20 11:09	594-20-7	
1,1-Dichloropropene	ND	ug/L	0.50	1		10/09/20 11:09	563-58-6	
cis-1,3-Dichloropropene	ND	ug/L	0.50	1		10/09/20 11:09	10061-01-5	
trans-1,3-Dichloropropene	ND	ug/L	0.50	1		10/09/20 11:09	10061-02-6	
Diisopropyl ether	ND	ug/L	0.50	1		10/09/20 11:09	108-20-3	
Ethylbenzene	ND	ug/L	0.50	1		10/09/20 11:09	100-41-4	
Hexachloro-1,3-butadiene	ND	ug/L	2.0	1		10/09/20 11:09	87-68-3	
Isopropylbenzene (Cumene)	ND	ug/L	0.50	1		10/09/20 11:09	98-82-8	
Methylene Chloride	ND	ug/L	2.0	1		10/09/20 11:09	75-09-2	
Methyl-tert-butyl ether	ND	ug/L	0.50	1		10/09/20 11:09	1634-04-4	
Naphthalene	ND	ug/L	2.0	1		10/09/20 11:09	91-20-3	
n-Propylbenzene	ND	ug/L	0.50	1		10/09/20 11:09	103-65-1	
Styrene	ND	ug/L	0.50	1		10/09/20 11:09	100-42-5	
1,1,1,2-Tetrachloroethane	ND	ug/L	0.50	1		10/09/20 11:09	630-20-6	
1,1,2,2-Tetrachloroethane	ND	ug/L	0.50	1		10/09/20 11:09	79-34-5	

REPORT OF LABORATORY ANALYSIS

This report shall not be reproduced, except in full,
without the written consent of Pace Analytical Services, LLC.

Pace Analytical Services, LLC
9800 Kincey Ave. Suite 100
Huntersville, NC 28078
(704)875-9092

ANALYTICAL RESULTS

Project: Colonial Pipeline (10/7)
Pace Project No.: 92500607

Sample: Trip Blank **Lab ID: 92499587020** Collected: 10/07/20 00:00 Received: 10/08/20 13:19 Matrix: Water

Parameters	Results	Units	Report Limit	DF	Prepared	Analyzed	CAS No.	Qual
6200B MSV	Analytical Method: SM 6200B Pace Analytical Services - Charlotte							
Tetrachloroethene	ND	ug/L	0.50	1		10/09/20 11:09	127-18-4	
Toluene	ND	ug/L	0.50	1		10/09/20 11:09	108-88-3	
1,2,3-Trichlorobenzene	ND	ug/L	2.0	1		10/09/20 11:09	87-61-6	
1,2,4-Trichlorobenzene	ND	ug/L	2.0	1		10/09/20 11:09	120-82-1	
1,1,1-Trichloroethane	ND	ug/L	0.50	1		10/09/20 11:09	71-55-6	
1,1,2-Trichloroethane	ND	ug/L	0.50	1		10/09/20 11:09	79-00-5	
Trichloroethene	ND	ug/L	0.50	1		10/09/20 11:09	79-01-6	
Trichlorofluoromethane	ND	ug/L	1.0	1		10/09/20 11:09	75-69-4	
1,2,3-Trichloropropane	ND	ug/L	0.50	1		10/09/20 11:09	96-18-4	
1,2,4-Trimethylbenzene	ND	ug/L	0.50	1		10/09/20 11:09	95-63-6	
1,3,5-Trimethylbenzene	ND	ug/L	0.50	1		10/09/20 11:09	108-67-8	
Vinyl chloride	ND	ug/L	1.0	1		10/09/20 11:09	75-01-4	
m&p-Xylene	ND	ug/L	1.0	1		10/09/20 11:09	179601-23-1	
o-Xylene	ND	ug/L	0.50	1		10/09/20 11:09	95-47-6	
Surrogates								
1,2-Dichloroethane-d4 (S)	96	%	70-130	1		10/09/20 11:09	17060-07-0	
4-Bromofluorobenzene (S)	97	%	70-130	1		10/09/20 11:09	460-00-4	
Toluene-d8 (S)	78	%	70-130	1		10/09/20 11:09	2037-26-5	

REPORT OF LABORATORY ANALYSIS

This report shall not be reproduced, except in full,
without the written consent of Pace Analytical Services, LLC.

Pace Analytical Services, LLC
9800 Kincey Ave. Suite 100
Huntersville, NC 28078
(704)875-9092

QUALITY CONTROL DATA

Project: Colonial Pipeline (10/7)
Pace Project No.: 92500607

QC Batch: 1557268 | Analysis Method: MADEP VPH
QC Batch Method: MADEPV | Analysis Description: MADEPV
Laboratory: Pace National - Mt. Juliet
Associated Lab Samples: 92499587001, 92499587003, 92499587010

METHOD BLANK: R3581002-2 Matrix: Water
Associated Lab Samples: 92499587001, 92499587003, 92499587010

Parameter	Units	Blank Result	Reporting Limit	Analyzed	Qualifiers
Aliphatic (C05-C08)	ug/L	ND	100	10/10/20 15:38	
Aliphatic (C09-C12)	ug/L	ND	100	10/10/20 15:38	
Aromatic (C09-C10),Unadjusted	ug/L	ND	100	10/10/20 15:38	
Total VPH	ug/L	ND	100	10/10/20 15:38	
2,5-Dibromotoluene (FID)	%	85.3	70.0-130	10/10/20 15:38	
2,5-Dibromotoluene (PID)	%	76.9	70.0-130	10/10/20 15:38	

LABORATORY CONTROL SAMPLE & LCSD: R3581002-1 R3581002-5

Parameter	Units	Spike Conc.	LCS Result	LCSD Result	LCS % Rec	LCSD % Rec	% Rec Limits	RPD	Max RPD	Qualifiers
Aliphatic (C05-C08)	ug/L	1200	1310	1260	109	105	70.0-130	3.89	25	
Aliphatic (C09-C12)	ug/L	1400	1600	1500	114	107	70.0-130	6.45	25	
Aromatic (C09-C10),Unadjusted	ug/L	200	198	187	99.0	93.5	70.0-130	5.71	25	
Total VPH	ug/L	2800	3110	2950	111	105	70.0-130	5.28	25	
2,5-Dibromotoluene (FID)	%				93.2	95.8	70.0-130			
2,5-Dibromotoluene (PID)	%				83.3	92.2	70.0-130			

MATRIX SPIKE & MATRIX SPIKE DUPLICATE: R3581002-3 R3581002-4

Parameter	Units	92499587011 Result	MS Spike Conc.	MSD Spike Conc.	MS Result	MSD Result	MS % Rec	MSD % Rec	% Rec Limits	RPD	Qual
Aliphatic (C05-C08)	ug/L	37.7	6000	4800	4970	3070	82.2	63.2	70.0-130	47.3	ML,R1
Aliphatic (C09-C12)	ug/L	44.4	7000	5600	8340	5780	119	102	70.0-130	36.3	R1
Aromatic (C09-C10),Unadjusted	ug/L	ND	1000	800	1050	910	105	114	70.0-130	14.3	
Total VPH	ug/L	82.1	14000	11200	14400	9760	102	86.4	70.0-130	38.4	R1
2,5-Dibromotoluene (FID)	%						101	102	70.0-130		
2,5-Dibromotoluene (PID)	%						87.3	87.6	70.0-130		

Results presented on this page are in the units indicated by the "Units" column except where an alternate unit is presented to the right of the result.

REPORT OF LABORATORY ANALYSIS

This report shall not be reproduced, except in full,
without the written consent of Pace Analytical Services, LLC.

Pace Analytical Services, LLC
9800 Kincey Ave. Suite 100
Huntersville, NC 28078
(704)875-9092

QUALITY CONTROL DATA

Project: Colonial Pipeline (10/7)
Pace Project No.: 92500607

QC Batch: 1557508 | Analysis Method: MADEP VPH
QC Batch Method: MADEPV | Analysis Description: MADEPV
Laboratory: Pace National - Mt. Juliet
Associated Lab Samples: 92499587017, 92499587018, 92499587019

METHOD BLANK: R3581331-3 Matrix: Water
Associated Lab Samples: 92499587017, 92499587018, 92499587019

Parameter	Units	Blank Result	Reporting Limit	Analyzed	Qualifiers
Aliphatic (C05-C08)	ug/L	ND	100	10/11/20 14:14	
Aliphatic (C09-C12)	ug/L	ND	100	10/11/20 14:14	
Aromatic (C09-C10),Unadjusted	ug/L	ND	100	10/11/20 14:14	
Total VPH	ug/L	ND	100	10/11/20 14:14	
2,5-Dibromotoluene (FID)	%	85.7	70.0-130	10/11/20 14:14	
2,5-Dibromotoluene (PID)	%	75.3	70.0-130	10/11/20 14:14	

LABORATORY CONTROL SAMPLE & LCSD: R3581331-1 R3581331-2

Parameter	Units	Spike Conc.	LCS Result	LCSD Result	LCS % Rec	LCSD % Rec	% Rec Limits	RPD	Max RPD	Qualifiers
Aliphatic (C05-C08)	ug/L	1200	1230	1220	103	102	70.0-130	0.816	25	
Aliphatic (C09-C12)	ug/L	1400	1450	1440	104	103	70.0-130	0.692	25	
Aromatic (C09-C10),Unadjusted	ug/L	200	224	220	112	110	70.0-130	1.80	25	
Total VPH	ug/L	2800	2900	2880	104	103	70.0-130	0.692	25	
2,5-Dibromotoluene (FID)	%				95.8	96.7	70.0-130			
2,5-Dibromotoluene (PID)	%				82.8	86.6	70.0-130			

Results presented on this page are in the units indicated by the "Units" column except where an alternate unit is presented to the right of the result.

REPORT OF LABORATORY ANALYSIS

This report shall not be reproduced, except in full,
without the written consent of Pace Analytical Services, LLC.

Pace Analytical Services, LLC
9800 Kincey Ave. Suite 100
Huntersville, NC 28078
(704)875-9092

QUALITY CONTROL DATA

Project: Colonial Pipeline (10/7)
Pace Project No.: 92500607

QC Batch: 572008 | Analysis Method: EPA 6010D
QC Batch Method: EPA 3010A | Analysis Description: 6010 MET
Laboratory: Pace Analytical Services - Asheville
Associated Lab Samples: 92499587001, 92499587003, 92499587010, 92499587017, 92499587018, 92499587019

METHOD BLANK: 3029862 Matrix: Water
Associated Lab Samples: 92499587001, 92499587003, 92499587010, 92499587017, 92499587018, 92499587019

Parameter	Units	Blank Result	Reporting Limit	Analyzed	Qualifiers
Lead	ug/L	ND	5.0	10/09/20 09:07	

LABORATORY CONTROL SAMPLE: 3029863

Parameter	Units	Spike Conc.	LCS Result	LCS % Rec	% Rec Limits	Qualifiers
Lead	ug/L	500	488	98	80-120	

MATRIX SPIKE & MATRIX SPIKE DUPLICATE: 3029864 3029865

Parameter	Units	92499587011 Result	MS Spike Conc.	MSD Spike Conc.	MS Result	MSD Result	MS % Rec	MSD % Rec	% Rec Limits	RPD	Qual
Lead	ug/L	ND	500	500	488	512	97	102	75-125	5	

Results presented on this page are in the units indicated by the "Units" column except where an alternate unit is presented to the right of the result.

REPORT OF LABORATORY ANALYSIS

This report shall not be reproduced, except in full,
without the written consent of Pace Analytical Services, LLC.

Pace Analytical Services, LLC
9800 Kincey Ave. Suite 100
Huntersville, NC 28078
(704)875-9092

QUALITY CONTROL DATA

Project: Colonial Pipeline (10/7)
Pace Project No.: 92500607

QC Batch: 572098
QC Batch Method: SM 6200B
Analysis Method: SM 6200B
Analysis Description: 6200B MSV
Laboratory: Pace Analytical Services - Charlotte
Associated Lab Samples: 92499587001, 92499587003, 92499587010

METHOD BLANK: 3030060 Matrix: Water
Associated Lab Samples: 92499587001, 92499587003, 92499587010

Parameter	Units	Blank Result	Reporting Limit	Analyzed	Qualifiers
1,1,1,2-Tetrachloroethane	ug/L	ND	0.50	10/09/20 09:26	
1,1,1-Trichloroethane	ug/L	ND	0.50	10/09/20 09:26	
1,1,2,2-Tetrachloroethane	ug/L	ND	0.50	10/09/20 09:26	
1,1,2-Trichloroethane	ug/L	ND	0.50	10/09/20 09:26	
1,1-Dichloroethane	ug/L	ND	0.50	10/09/20 09:26	
1,1-Dichloroethene	ug/L	ND	0.50	10/09/20 09:26	
1,1-Dichloropropene	ug/L	ND	0.50	10/09/20 09:26	
1,2,3-Trichlorobenzene	ug/L	ND	2.0	10/09/20 09:26	
1,2,3-Trichloropropane	ug/L	ND	0.50	10/09/20 09:26	
1,2,4-Trichlorobenzene	ug/L	ND	2.0	10/09/20 09:26	
1,2,4-Trimethylbenzene	ug/L	ND	0.50	10/09/20 09:26	
1,2-Dibromo-3-chloropropane	ug/L	ND	1.0	10/09/20 09:26	
1,2-Dibromoethane (EDB)	ug/L	ND	0.50	10/09/20 09:26	
1,2-Dichlorobenzene	ug/L	ND	0.50	10/09/20 09:26	
1,2-Dichloroethane	ug/L	ND	0.50	10/09/20 09:26	
1,2-Dichloropropane	ug/L	ND	0.50	10/09/20 09:26	
1,3,5-Trimethylbenzene	ug/L	ND	0.50	10/09/20 09:26	
1,3-Dichlorobenzene	ug/L	ND	0.50	10/09/20 09:26	
1,3-Dichloropropane	ug/L	ND	0.50	10/09/20 09:26	
1,4-Dichlorobenzene	ug/L	ND	0.50	10/09/20 09:26	
2,2-Dichloropropane	ug/L	ND	0.50	10/09/20 09:26	
2-Chlorotoluene	ug/L	ND	0.50	10/09/20 09:26	
4-Chlorotoluene	ug/L	ND	0.50	10/09/20 09:26	
Benzene	ug/L	ND	0.50	10/09/20 09:26	
Bromobenzene	ug/L	ND	0.50	10/09/20 09:26	
Bromochloromethane	ug/L	ND	0.50	10/09/20 09:26	
Bromodichloromethane	ug/L	ND	0.50	10/09/20 09:26	
Bromoform	ug/L	ND	0.50	10/09/20 09:26	
Bromomethane	ug/L	ND	5.0	10/09/20 09:26	
Carbon tetrachloride	ug/L	ND	0.50	10/09/20 09:26	
Chlorobenzene	ug/L	ND	0.50	10/09/20 09:26	
Chloroethane	ug/L	ND	1.0	10/09/20 09:26	
Chloroform	ug/L	ND	0.50	10/09/20 09:26	
Chloromethane	ug/L	ND	1.0	10/09/20 09:26	
cis-1,2-Dichloroethene	ug/L	ND	0.50	10/09/20 09:26	
cis-1,3-Dichloropropene	ug/L	ND	0.50	10/09/20 09:26	
Dibromochloromethane	ug/L	ND	0.50	10/09/20 09:26	
Dibromomethane	ug/L	ND	0.50	10/09/20 09:26	
Dichlorodifluoromethane	ug/L	ND	0.50	10/09/20 09:26	
Diisopropyl ether	ug/L	ND	0.50	10/09/20 09:26	

Results presented on this page are in the units indicated by the "Units" column except where an alternate unit is presented to the right of the result.

REPORT OF LABORATORY ANALYSIS

This report shall not be reproduced, except in full,
without the written consent of Pace Analytical Services, LLC.

Pace Analytical Services, LLC
9800 Kincey Ave. Suite 100
Huntersville, NC 28078
(704)875-9092

QUALITY CONTROL DATA

Project: Colonial Pipeline (10/7)
Pace Project No.: 92500607

METHOD BLANK: 3030060 Matrix: Water
Associated Lab Samples: 92499587001, 92499587003, 92499587010

Parameter	Units	Blank Result	Reporting Limit	Analyzed	Qualifiers
Ethylbenzene	ug/L	ND	0.50	10/09/20 09:26	
Hexachloro-1,3-butadiene	ug/L	ND	2.0	10/09/20 09:26	
Isopropylbenzene (Cumene)	ug/L	ND	0.50	10/09/20 09:26	
m&p-Xylene	ug/L	ND	1.0	10/09/20 09:26	
Methyl-tert-butyl ether	ug/L	ND	0.50	10/09/20 09:26	
Methylene Chloride	ug/L	ND	2.0	10/09/20 09:26	
n-Butylbenzene	ug/L	ND	0.50	10/09/20 09:26	
n-Propylbenzene	ug/L	ND	0.50	10/09/20 09:26	
Naphthalene	ug/L	ND	2.0	10/09/20 09:26	
o-Xylene	ug/L	ND	0.50	10/09/20 09:26	
sec-Butylbenzene	ug/L	ND	0.50	10/09/20 09:26	
Styrene	ug/L	ND	0.50	10/09/20 09:26	
tert-Butylbenzene	ug/L	ND	0.50	10/09/20 09:26	
Tetrachloroethene	ug/L	ND	0.50	10/09/20 09:26	
Toluene	ug/L	ND	0.50	10/09/20 09:26	
trans-1,2-Dichloroethene	ug/L	ND	0.50	10/09/20 09:26	
trans-1,3-Dichloropropene	ug/L	ND	0.50	10/09/20 09:26	
Trichloroethene	ug/L	ND	0.50	10/09/20 09:26	
Trichlorofluoromethane	ug/L	ND	1.0	10/09/20 09:26	
Vinyl chloride	ug/L	ND	1.0	10/09/20 09:26	
1,2-Dichloroethane-d4 (S)	%	96	70-130	10/09/20 09:26	
4-Bromofluorobenzene (S)	%	98	70-130	10/09/20 09:26	
Toluene-d8 (S)	%	103	70-130	10/09/20 09:26	

LABORATORY CONTROL SAMPLE: 3030061

Parameter	Units	Spike Conc.	LCS Result	LCS % Rec	% Rec Limits	Qualifiers
1,1,1,2-Tetrachloroethane	ug/L	50	50.7	101	60-140	
1,1,1-Trichloroethane	ug/L	50	51.7	103	60-140	
1,1,2,2-Tetrachloroethane	ug/L	50	52.7	105	60-140	
1,1,2-Trichloroethane	ug/L	50	51.3	103	60-140	
1,1-Dichloroethane	ug/L	50	52.7	105	60-140	
1,1-Dichloroethene	ug/L	50	53.2	106	60-140	
1,1-Dichloropropene	ug/L	50	57.5	115	60-140	
1,2,3-Trichlorobenzene	ug/L	50	51.6	103	60-140	
1,2,3-Trichloropropane	ug/L	50	52.0	104	60-140	
1,2,4-Trichlorobenzene	ug/L	50	50.9	102	60-140	
1,2,4-Trimethylbenzene	ug/L	50	50.1	100	60-140	
1,2-Dibromo-3-chloropropane	ug/L	50	51.9	104	60-140	
1,2-Dibromoethane (EDB)	ug/L	50	52.7	105	60-140	
1,2-Dichlorobenzene	ug/L	50	49.2	98	60-140	
1,2-Dichloroethane	ug/L	50	44.0	88	60-140	
1,2-Dichloropropane	ug/L	50	56.4	113	60-140	
1,3,5-Trimethylbenzene	ug/L	50	51.4	103	60-140	

Results presented on this page are in the units indicated by the "Units" column except where an alternate unit is presented to the right of the result.

REPORT OF LABORATORY ANALYSIS

This report shall not be reproduced, except in full,
without the written consent of Pace Analytical Services, LLC.

Pace Analytical Services, LLC
9800 Kincey Ave. Suite 100
Huntersville, NC 28078
(704)875-9092

QUALITY CONTROL DATA

Project: Colonial Pipeline (10/7)
Pace Project No.: 92500607

LABORATORY CONTROL SAMPLE: 3030061

Parameter	Units	Spike Conc.	LCS Result	LCS % Rec	% Rec Limits	Qualifiers
1,3-Dichlorobenzene	ug/L	50	48.8	98	60-140	
1,3-Dichloropropane	ug/L	50	55.0	110	60-140	
1,4-Dichlorobenzene	ug/L	50	49.2	98	60-140	
2,2-Dichloropropane	ug/L	50	58.3	117	60-140	
2-Chlorotoluene	ug/L	50	53.3	107	60-140	
4-Chlorotoluene	ug/L	50	51.1	102	60-140	
Benzene	ug/L	50	51.5	103	60-140	
Bromobenzene	ug/L	50	48.7	97	60-140	
Bromochloromethane	ug/L	50	51.6	103	60-140	
Bromodichloromethane	ug/L	50	45.6	91	60-140	
Bromoform	ug/L	50	38.4	77	60-140	
Bromomethane	ug/L	50	39.1	78	60-140	
Carbon tetrachloride	ug/L	50	45.3	91	60-140	
Chlorobenzene	ug/L	50	50.6	101	60-140	
Chloroethane	ug/L	50	51.1	102	60-140	
Chloroform	ug/L	50	50.6	101	60-140	
Chloromethane	ug/L	50	38.7	77	60-140	
cis-1,2-Dichloroethene	ug/L	50	50.7	101	60-140	
cis-1,3-Dichloropropene	ug/L	50	55.3	111	60-140	
Dibromochloromethane	ug/L	50	50.2	100	60-140	
Dibromomethane	ug/L	50	48.4	97	60-140	
Dichlorodifluoromethane	ug/L	50	39.6	79	60-140	
Diisopropyl ether	ug/L	50	51.2	102	60-140	
Ethylbenzene	ug/L	50	48.7	97	60-140	
Hexachloro-1,3-butadiene	ug/L	50	52.8	106	60-140	
Isopropylbenzene (Cumene)	ug/L	50	50.0	100	60-140	
m&p-Xylene	ug/L	100	99.5	99	60-140	
Methyl-tert-butyl ether	ug/L	50	53.7	107	60-140	
Methylene Chloride	ug/L	50	44.7	89	60-140	
n-Butylbenzene	ug/L	50	53.8	108	60-140	
n-Propylbenzene	ug/L	50	52.2	104	60-140	
Naphthalene	ug/L	50	52.8	106	60-140	
o-Xylene	ug/L	50	50.5	101	60-140	
sec-Butylbenzene	ug/L	50	51.7	103	60-140	
Styrene	ug/L	50	50.9	102	60-140	
tert-Butylbenzene	ug/L	50	44.9	90	60-140	
Tetrachloroethene	ug/L	50	47.7	95	60-140	
Toluene	ug/L	50	49.0	98	60-140	
trans-1,2-Dichloroethene	ug/L	50	53.1	106	60-140	
trans-1,3-Dichloropropene	ug/L	50	53.5	107	60-140	
Trichloroethene	ug/L	50	50.8	102	60-140	
Trichlorofluoromethane	ug/L	50	43.4	87	60-140	
Vinyl chloride	ug/L	50	43.5	87	60-140	
1,2-Dichloroethane-d4 (S)	%			90	70-130	
4-Bromofluorobenzene (S)	%			100	70-130	
Toluene-d8 (S)	%			99	70-130	

Results presented on this page are in the units indicated by the "Units" column except where an alternate unit is presented to the right of the result.

REPORT OF LABORATORY ANALYSIS

This report shall not be reproduced, except in full,
without the written consent of Pace Analytical Services, LLC.

Pace Analytical Services, LLC
9800 Kincey Ave. Suite 100
Huntersville, NC 28078
(704)875-9092

QUALITY CONTROL DATA

Project: Colonial Pipeline (10/7)
Pace Project No.: 92500607

MATRIX SPIKE & MATRIX SPIKE DUPLICATE: 3030062 3030063

Parameter	Units	92499587011 Result	MS Spike Conc.	MSD Spike Conc.	MS Result	MSD Result	MS % Rec	MSD % Rec	% Rec Limits	RPD	Qual
1,1,1,2-Tetrachloroethane	ug/L	ND	20	20	22.0	21.1	110	105	60-140	4	
1,1,1-Trichloroethane	ug/L	ND	20	20	18.6	18.5	93	92	60-140	1	
1,1,2,2-Tetrachloroethane	ug/L	ND	20	20	20.8	19.9	104	100	60-140	4	
1,1,2-Trichloroethane	ug/L	ND	20	20	18.7	15.5	93	78	60-140	19	
1,1-Dichloroethane	ug/L	ND	20	20	18.5	18.7	92	94	60-140	1	
1,1-Dichloroethene	ug/L	ND	20	20	21.0	21.4	105	107	60-140	2	
1,1-Dichloropropene	ug/L	ND	20	20	18.6	18.6	93	93	60-140	0	
1,2,3-Trichlorobenzene	ug/L	ND	20	20	21.1	20.8	106	104	60-140	2	
1,2,3-Trichloropropane	ug/L	ND	20	20	20.4	19.8	102	99	60-140	3	
1,2,4-Trichlorobenzene	ug/L	ND	20	20	21.4	20.9	107	105	60-140	2	
1,2,4-Trimethylbenzene	ug/L	1.4	20	20	23.0	21.8	108	102	60-140	6	
1,2-Dibromo-3-chloropropane	ug/L	ND	20	20	21.3	20.2	107	101	60-140	5	
1,2-Dibromoethane (EDB)	ug/L	ND	20	20	21.6	21.2	108	106	60-140	2	
1,2-Dichlorobenzene	ug/L	ND	20	20	21.1	20.7	106	104	60-140	2	
1,2-Dichloroethane	ug/L	ND	20	20	16.9	16.8	84	84	60-140	0	
1,2-Dichloropropane	ug/L	ND	20	20	19.8	18.5	99	92	60-140	7	
1,3,5-Trimethylbenzene	ug/L	ND	20	20	22.7	21.4	113	107	60-140	6	
1,3-Dichlorobenzene	ug/L	ND	20	20	21.1	20.5	106	102	60-140	3	
1,3-Dichloropropane	ug/L	ND	20	20	21.6	21.0	108	105	60-140	3	
1,4-Dichlorobenzene	ug/L	ND	20	20	20.9	20.9	104	104	60-140	0	
2,2-Dichloropropane	ug/L	ND	20	20	19.6	19.7	98	98	60-140	0	
2-Chlorotoluene	ug/L	ND	20	20	22.4	21.6	112	108	60-140	4	
4-Chlorotoluene	ug/L	ND	20	20	21.9	20.5	109	103	60-140	6	
Benzene	ug/L	1.0	20	20	21.3	21.3	101	102	60-140	0	
Bromobenzene	ug/L	ND	20	20	21.8	21.2	109	106	60-140	3	
Bromochloromethane	ug/L	ND	20	20	18.1	17.9	91	89	60-140	1	
Bromodichloromethane	ug/L	0.64	20	20	19.1	15.9	92	76	60-140	18	
Bromoform	ug/L	ND	20	20	18.6	18.7	93	94	60-140	1	
Bromomethane	ug/L	ND	20	20	16.4	17.8	82	89	60-140	8	
Carbon tetrachloride	ug/L	ND	20	20	20.2	20.9	101	105	60-140	3	
Chlorobenzene	ug/L	ND	20	20	21.9	21.4	110	107	60-140	3	
Chloroethane	ug/L	ND	20	20	18.7	18.6	94	93	60-140	1	
Chloroform	ug/L	15.8	20	20	32.1	31.4	81	78	60-140	2	
Chloromethane	ug/L	ND	20	20	14.6	14.8	73	74	60-140	2	
cis-1,2-Dichloroethene	ug/L	ND	20	20	17.4	17.2	87	86	60-140	1	
cis-1,3-Dichloropropene	ug/L	ND	20	20	19.7	16.2	98	81	60-140	19	
Dibromochloromethane	ug/L	ND	20	20	21.5	20.7	108	104	60-140	4	
Dibromomethane	ug/L	ND	20	20	20.0	18.9	100	94	60-140	6	
Dichlorodifluoromethane	ug/L	ND	20	20	14.8	14.8	74	74	60-140	0	
Diisopropyl ether	ug/L	ND	20	20	16.5	16.4	83	82	60-140	1	
Ethylbenzene	ug/L	0.88	20	20	22.6	21.8	109	104	60-140	4	
Hexachloro-1,3-butadiene	ug/L	ND	20	20	23.8	23.6	119	118	60-140	1	
Isopropylbenzene (Cumene)	ug/L	ND	20	20	22.3	21.5	112	108	60-140	4	
m&p-Xylene	ug/L	6.7	40	40	51.6	49.9	112	108	60-140	3	
Methyl-tert-butyl ether	ug/L	ND	20	20	16.8	16.6	84	83	60-140	1	
Methylene Chloride	ug/L	ND	20	20	17.3	18.0	87	90	60-140	4	

Results presented on this page are in the units indicated by the "Units" column except where an alternate unit is presented to the right of the result.

REPORT OF LABORATORY ANALYSIS

This report shall not be reproduced, except in full,
without the written consent of Pace Analytical Services, LLC.

Pace Analytical Services, LLC
9800 Kincey Ave. Suite 100
Huntersville, NC 28078
(704)875-9092

QUALITY CONTROL DATA

Project: Colonial Pipeline (10/7)
Pace Project No.: 92500607

MATRIX SPIKE & MATRIX SPIKE DUPLICATE: 3030062 3030063

Parameter	Units	92499587011 Result	MS Spike Conc.	MSD Spike Conc.	MS Result	MSD Result	MS % Rec	MSD % Rec	% Rec Limits	RPD	Qual
n-Butylbenzene	ug/L	ND	20	20	21.7	21.1	108	105	60-140	3	
n-Propylbenzene	ug/L	ND	20	20	22.8	21.2	114	106	60-140	7	
Naphthalene	ug/L	ND	20	20	20.9	20.2	103	99	60-140	3	
o-Xylene	ug/L	3.7	20	20	25.3	24.6	108	105	60-140	3	
sec-Butylbenzene	ug/L	ND	20	20	22.6	21.2	113	106	60-140	6	
Styrene	ug/L	ND	20	20	21.2	21.1	106	106	60-140	0	
tert-Butylbenzene	ug/L	ND	20	20	19.8	18.8	99	94	60-140	5	
Tetrachloroethene	ug/L	ND	20	20	20.6	21.1	103	106	60-140	3	
Toluene	ug/L	6.2	20	20	25.1	20.7	95	72	60-140	19	
trans-1,2-Dichloroethene	ug/L	ND	20	20	19.0	19.1	95	95	60-140	0	
trans-1,3-Dichloropropene	ug/L	ND	20	20	18.8	15.6	94	78	60-140	19	
Trichloroethene	ug/L	ND	20	20	20.7	20.5	104	103	60-140	1	
Trichlorofluoromethane	ug/L	ND	20	20	17.5	17.8	88	89	60-140	1	
Vinyl chloride	ug/L	ND	20	20	16.9	16.8	84	84	60-140	1	
1,2-Dichloroethane-d4 (S)	%						92	96	70-130		
4-Bromofluorobenzene (S)	%						98	97	70-130		
Toluene-d8 (S)	%						94	79	70-130		

Results presented on this page are in the units indicated by the "Units" column except where an alternate unit is presented to the right of the result.

REPORT OF LABORATORY ANALYSIS

This report shall not be reproduced, except in full,
without the written consent of Pace Analytical Services, LLC.

Pace Analytical Services, LLC
9800 Kincey Ave. Suite 100
Huntersville, NC 28078
(704)875-9092

QUALITY CONTROL DATA

Project: Colonial Pipeline (10/7)
Pace Project No.: 92500607

QC Batch: 572111 | Analysis Method: SM 6200B
QC Batch Method: SM 6200B | Analysis Description: 6200B MSV
Laboratory: Pace Analytical Services - Charlotte
Associated Lab Samples: 92499587017, 92499587018, 92499587019, 92499587020

METHOD BLANK: 3030108 Matrix: Water
Associated Lab Samples: 92499587017, 92499587018, 92499587019, 92499587020

Parameter	Units	Blank Result	Reporting Limit	Analyzed	Qualifiers
1,1,1,2-Tetrachloroethane	ug/L	ND	0.50	10/09/20 10:15	
1,1,1-Trichloroethane	ug/L	ND	0.50	10/09/20 10:15	
1,1,2,2-Tetrachloroethane	ug/L	ND	0.50	10/09/20 10:15	
1,1,2-Trichloroethane	ug/L	ND	0.50	10/09/20 10:15	
1,1-Dichloroethane	ug/L	ND	0.50	10/09/20 10:15	
1,1-Dichloroethene	ug/L	ND	0.50	10/09/20 10:15	
1,1-Dichloropropene	ug/L	ND	0.50	10/09/20 10:15	
1,2,3-Trichlorobenzene	ug/L	ND	2.0	10/09/20 10:15	
1,2,3-Trichloropropane	ug/L	ND	0.50	10/09/20 10:15	
1,2,4-Trichlorobenzene	ug/L	ND	2.0	10/09/20 10:15	
1,2,4-Trimethylbenzene	ug/L	ND	0.50	10/09/20 10:15	
1,2-Dibromo-3-chloropropane	ug/L	ND	1.0	10/09/20 10:15	
1,2-Dibromoethane (EDB)	ug/L	ND	0.50	10/09/20 10:15	
1,2-Dichlorobenzene	ug/L	ND	0.50	10/09/20 10:15	
1,2-Dichloroethane	ug/L	ND	0.50	10/09/20 10:15	
1,2-Dichloropropane	ug/L	ND	0.50	10/09/20 10:15	
1,3,5-Trimethylbenzene	ug/L	ND	0.50	10/09/20 10:15	
1,3-Dichlorobenzene	ug/L	ND	0.50	10/09/20 10:15	
1,3-Dichloropropane	ug/L	ND	0.50	10/09/20 10:15	
1,4-Dichlorobenzene	ug/L	ND	0.50	10/09/20 10:15	
2,2-Dichloropropane	ug/L	ND	0.50	10/09/20 10:15	
2-Chlorotoluene	ug/L	ND	0.50	10/09/20 10:15	
4-Chlorotoluene	ug/L	ND	0.50	10/09/20 10:15	
Benzene	ug/L	ND	0.50	10/09/20 10:15	
Bromobenzene	ug/L	ND	0.50	10/09/20 10:15	
Bromochloromethane	ug/L	ND	0.50	10/09/20 10:15	
Bromodichloromethane	ug/L	ND	0.50	10/09/20 10:15	
Bromoform	ug/L	ND	0.50	10/09/20 10:15	
Bromomethane	ug/L	ND	5.0	10/09/20 10:15	
Carbon tetrachloride	ug/L	ND	0.50	10/09/20 10:15	
Chlorobenzene	ug/L	ND	0.50	10/09/20 10:15	
Chloroethane	ug/L	ND	1.0	10/09/20 10:15	
Chloroform	ug/L	ND	0.50	10/09/20 10:15	
Chloromethane	ug/L	ND	1.0	10/09/20 10:15	
cis-1,2-Dichloroethene	ug/L	ND	0.50	10/09/20 10:15	
cis-1,3-Dichloropropene	ug/L	ND	0.50	10/09/20 10:15	
Dibromochloromethane	ug/L	ND	0.50	10/09/20 10:15	
Dibromomethane	ug/L	ND	0.50	10/09/20 10:15	
Dichlorodifluoromethane	ug/L	ND	0.50	10/09/20 10:15	
Diisopropyl ether	ug/L	ND	0.50	10/09/20 10:15	

Results presented on this page are in the units indicated by the "Units" column except where an alternate unit is presented to the right of the result.

REPORT OF LABORATORY ANALYSIS

This report shall not be reproduced, except in full,
without the written consent of Pace Analytical Services, LLC.

Pace Analytical Services, LLC
9800 Kincey Ave. Suite 100
Huntersville, NC 28078
(704)875-9092

QUALITY CONTROL DATA

Project: Colonial Pipeline (10/7)
Pace Project No.: 92500607

METHOD BLANK: 3030108 Matrix: Water
Associated Lab Samples: 92499587017, 92499587018, 92499587019, 92499587020

Parameter	Units	Blank Result	Reporting Limit	Analyzed	Qualifiers
Ethylbenzene	ug/L	ND	0.50	10/09/20 10:15	
Hexachloro-1,3-butadiene	ug/L	ND	2.0	10/09/20 10:15	
Isopropylbenzene (Cumene)	ug/L	ND	0.50	10/09/20 10:15	
m&p-Xylene	ug/L	ND	1.0	10/09/20 10:15	
Methyl-tert-butyl ether	ug/L	ND	0.50	10/09/20 10:15	
Methylene Chloride	ug/L	ND	2.0	10/09/20 10:15	
n-Butylbenzene	ug/L	ND	0.50	10/09/20 10:15	
n-Propylbenzene	ug/L	ND	0.50	10/09/20 10:15	
Naphthalene	ug/L	ND	2.0	10/09/20 10:15	
o-Xylene	ug/L	ND	0.50	10/09/20 10:15	
sec-Butylbenzene	ug/L	ND	0.50	10/09/20 10:15	
Styrene	ug/L	ND	0.50	10/09/20 10:15	
tert-Butylbenzene	ug/L	ND	0.50	10/09/20 10:15	
Tetrachloroethene	ug/L	ND	0.50	10/09/20 10:15	
Toluene	ug/L	ND	0.50	10/09/20 10:15	
trans-1,2-Dichloroethene	ug/L	ND	0.50	10/09/20 10:15	
trans-1,3-Dichloropropene	ug/L	ND	0.50	10/09/20 10:15	
Trichloroethene	ug/L	ND	0.50	10/09/20 10:15	
Trichlorofluoromethane	ug/L	ND	1.0	10/09/20 10:15	
Vinyl chloride	ug/L	ND	1.0	10/09/20 10:15	
1,2-Dichloroethane-d4 (S)	%	86	70-130	10/09/20 10:15	
4-Bromofluorobenzene (S)	%	97	70-130	10/09/20 10:15	
Toluene-d8 (S)	%	96	70-130	10/09/20 10:15	

LABORATORY CONTROL SAMPLE: 3030109

Parameter	Units	Spike Conc.	LCS Result	LCS % Rec	% Rec Limits	Qualifiers
1,1,1,2-Tetrachloroethane	ug/L	50	50.7	101	60-140	
1,1,1-Trichloroethane	ug/L	50	43.1	86	60-140	
1,1,2,2-Tetrachloroethane	ug/L	50	50.7	101	60-140	
1,1,2-Trichloroethane	ug/L	50	45.5	91	60-140	
1,1-Dichloroethane	ug/L	50	41.1	82	60-140	
1,1-Dichloroethene	ug/L	50	42.6	85	60-140	
1,1-Dichloropropene	ug/L	50	43.0	86	60-140	
1,2,3-Trichlorobenzene	ug/L	50	51.5	103	60-140	
1,2,3-Trichloropropane	ug/L	50	52.0	104	60-140	
1,2,4-Trichlorobenzene	ug/L	50	52.3	105	60-140	
1,2,4-Trimethylbenzene	ug/L	50	47.5	95	60-140	
1,2-Dibromo-3-chloropropane	ug/L	50	52.2	104	60-140	
1,2-Dibromoethane (EDB)	ug/L	50	50.2	100	60-140	
1,2-Dichlorobenzene	ug/L	50	50.4	101	60-140	
1,2-Dichloroethane	ug/L	50	39.6	79	60-140	
1,2-Dichloropropane	ug/L	50	46.4	93	60-140	
1,3,5-Trimethylbenzene	ug/L	50	48.3	97	60-140	

Results presented on this page are in the units indicated by the "Units" column except where an alternate unit is presented to the right of the result.

REPORT OF LABORATORY ANALYSIS

This report shall not be reproduced, except in full,
without the written consent of Pace Analytical Services, LLC.

Pace Analytical Services, LLC
9800 Kincey Ave. Suite 100
Huntersville, NC 28078
(704)875-9092

QUALITY CONTROL DATA

Project: Colonial Pipeline (10/7)
Pace Project No.: 92500607

LABORATORY CONTROL SAMPLE: 3030109

Parameter	Units	Spike Conc.	LCS Result	LCS % Rec	% Rec Limits	Qualifiers
1,3-Dichlorobenzene	ug/L	50	48.8	98	60-140	
1,3-Dichloropropane	ug/L	50	49.7	99	60-140	
1,4-Dichlorobenzene	ug/L	50	49.4	99	60-140	
2,2-Dichloropropane	ug/L	50	44.9	90	60-140	
2-Chlorotoluene	ug/L	50	50.8	102	60-140	
4-Chlorotoluene	ug/L	50	48.6	97	60-140	
Benzene	ug/L	50	46.6	93	60-140	
Bromobenzene	ug/L	50	47.6	95	60-140	
Bromochloromethane	ug/L	50	41.8	84	60-140	
Bromodichloromethane	ug/L	50	44.5	89	60-140	
Bromoform	ug/L	50	47.6	95	60-140	
Bromomethane	ug/L	50	34.4	69	60-140	
Carbon tetrachloride	ug/L	50	46.0	92	60-140	
Chlorobenzene	ug/L	50	50.0	100	60-140	
Chloroethane	ug/L	50	30.1	60	60-140	
Chloroform	ug/L	50	44.3	89	60-140	
Chloromethane	ug/L	50	31.9	64	60-140	
cis-1,2-Dichloroethene	ug/L	50	39.1	78	60-140	
cis-1,3-Dichloropropene	ug/L	50	48.3	97	60-140	
Dibromochloromethane	ug/L	50	50.1	100	60-140	
Dibromomethane	ug/L	50	46.3	93	60-140	
Dichlorodifluoromethane	ug/L	50	32.6	65	60-140	
Diisopropyl ether	ug/L	50	37.2	74	60-140	
Ethylbenzene	ug/L	50	49.2	98	60-140	
Hexachloro-1,3-butadiene	ug/L	50	52.6	105	60-140	
Isopropylbenzene (Cumene)	ug/L	50	50.6	101	60-140	
m&p-Xylene	ug/L	100	101	101	60-140	
Methyl-tert-butyl ether	ug/L	50	39.6	79	60-140	
Methylene Chloride	ug/L	50	38.4	77	60-140	
n-Butylbenzene	ug/L	50	51.2	102	60-140	
n-Propylbenzene	ug/L	50	48.6	97	60-140	
Naphthalene	ug/L	50	52.7	105	60-140	
o-Xylene	ug/L	50	49.4	99	60-140	
sec-Butylbenzene	ug/L	50	48.9	98	60-140	
Styrene	ug/L	50	51.2	102	60-140	
tert-Butylbenzene	ug/L	50	41.9	84	60-140	
Tetrachloroethene	ug/L	50	46.1	92	60-140	
Toluene	ug/L	50	45.9	92	60-140	
trans-1,2-Dichloroethene	ug/L	50	41.0	82	60-140	
trans-1,3-Dichloropropene	ug/L	50	47.6	95	60-140	
Trichloroethene	ug/L	50	46.6	93	60-140	
Trichlorofluoromethane	ug/L	50	34.0	68	60-140	
Vinyl chloride	ug/L	50	35.8	72	60-140	
1,2-Dichloroethane-d4 (S)	%			86	70-130	
4-Bromofluorobenzene (S)	%			103	70-130	
Toluene-d8 (S)	%			97	70-130	

Results presented on this page are in the units indicated by the "Units" column except where an alternate unit is presented to the right of the result.

REPORT OF LABORATORY ANALYSIS

This report shall not be reproduced, except in full,
without the written consent of Pace Analytical Services, LLC.

Pace Analytical Services, LLC
9800 Kincey Ave. Suite 100
Huntersville, NC 28078
(704)875-9092

QUALITY CONTROL DATA

Project: Colonial Pipeline (10/7)
Pace Project No.: 92500607

MATRIX SPIKE & MATRIX SPIKE DUPLICATE: 3030110 3030111

Parameter	Units	92499587017 Result	MS Spike Conc.	MSD Spike Conc.	MS Result	MSD Result	MS % Rec	MSD % Rec	% Rec Limits	RPD	Qual
1,1,1,2-Tetrachloroethane	ug/L	ND	20	20	21.0	21.0	105	105	60-140	0	
1,1,1-Trichloroethane	ug/L	ND	20	20	18.8	18.8	94	94	60-140	0	
1,1,2,2-Tetrachloroethane	ug/L	ND	20	20	19.8	20.4	99	102	60-140	3	
1,1,2-Trichloroethane	ug/L	ND	20	20	14.8	18.2	74	91	60-140	21	
1,1-Dichloroethane	ug/L	ND	20	20	18.4	18.3	92	91	60-140	1	
1,1-Dichloroethene	ug/L	ND	20	20	20.5	20.9	102	104	60-140	2	
1,1-Dichloropropene	ug/L	ND	20	20	18.7	18.3	94	92	60-140	2	
1,2,3-Trichlorobenzene	ug/L	ND	20	20	18.4	19.8	92	99	60-140	7	
1,2,3-Trichloropropane	ug/L	ND	20	20	19.4	20.7	97	104	60-140	7	
1,2,4-Trichlorobenzene	ug/L	ND	20	20	18.9	20.2	94	101	60-140	7	
1,2,4-Trimethylbenzene	ug/L	ND	20	20	19.5	20.6	98	103	60-140	5	
1,2-Dibromo-3-chloropropane	ug/L	ND	20	20	19.6	20.1	98	100	60-140	2	
1,2-Dibromoethane (EDB)	ug/L	ND	20	20	21.0	21.0	105	105	60-140	0	
1,2-Dichlorobenzene	ug/L	ND	20	20	19.6	20.6	98	103	60-140	5	
1,2-Dichloroethane	ug/L	ND	20	20	16.9	17.0	85	85	60-140	1	
1,2-Dichloropropane	ug/L	ND	20	20	19.4	19.6	97	98	60-140	1	
1,3,5-Trimethylbenzene	ug/L	ND	20	20	20.2	21.4	101	107	60-140	6	
1,3-Dichlorobenzene	ug/L	ND	20	20	19.5	20.3	97	101	60-140	4	
1,3-Dichloropropane	ug/L	ND	20	20	21.1	21.4	105	107	60-140	2	
1,4-Dichlorobenzene	ug/L	ND	20	20	19.5	20.8	98	104	60-140	6	
2,2-Dichloropropane	ug/L	ND	20	20	19.2	19.1	96	95	60-140	1	
2-Chlorotoluene	ug/L	ND	20	20	21.4	22.2	107	111	60-140	4	
4-Chlorotoluene	ug/L	ND	20	20	19.7	20.7	98	104	60-140	5	
Benzene	ug/L	ND	20	20	19.7	19.9	99	99	60-140	1	
Bromobenzene	ug/L	ND	20	20	20.6	21.2	103	106	60-140	3	
Bromochloromethane	ug/L	ND	20	20	17.5	17.6	87	88	60-140	1	
Bromodichloromethane	ug/L	4.1	20	20	22.3	22.9	91	94	60-140	3	
Bromoform	ug/L	ND	20	20	18.5	17.7	93	88	60-140	5	
Bromomethane	ug/L	ND	20	20	11.8	15.4	59	77	60-140	26	M1
Carbon tetrachloride	ug/L	ND	20	20	20.2	19.8	101	99	60-140	2	
Chlorobenzene	ug/L	ND	20	20	21.3	21.2	106	106	60-140	1	
Chloroethane	ug/L	ND	20	20	19.1	18.4	96	92	60-140	4	
Chloroform	ug/L	15.2	20	20	33.9	34.5	94	96	60-140	2	
Chloromethane	ug/L	ND	20	20	13.8	13.3	69	66	60-140	4	
cis-1,2-Dichloroethene	ug/L	ND	20	20	17.2	17.2	86	86	60-140	0	
cis-1,3-Dichloropropene	ug/L	ND	20	20	18.8	19.5	94	98	60-140	4	
Dibromochloromethane	ug/L	1.3	20	20	22.4	22.4	106	105	60-140	0	
Dibromomethane	ug/L	ND	20	20	19.2	19.4	96	97	60-140	1	
Dichlorodifluoromethane	ug/L	ND	20	20	14.0	13.6	70	68	60-140	2	
Diisopropyl ether	ug/L	ND	20	20	16.4	16.2	82	81	60-140	1	
Ethylbenzene	ug/L	ND	20	20	20.7	20.9	104	105	60-140	1	
Hexachloro-1,3-butadiene	ug/L	ND	20	20	21.3	21.6	107	108	60-140	2	
Isopropylbenzene (Cumene)	ug/L	ND	20	20	21.1	21.3	106	107	60-140	1	
m&p-Xylene	ug/L	ND	40	40	42.7	42.7	107	107	60-140	0	
Methyl-tert-butyl ether	ug/L	ND	20	20	16.7	16.8	83	84	60-140	1	
Methylene Chloride	ug/L	ND	20	20	17.3	17.8	86	89	60-140	3	

Results presented on this page are in the units indicated by the "Units" column except where an alternate unit is presented to the right of the result.

REPORT OF LABORATORY ANALYSIS

This report shall not be reproduced, except in full,
without the written consent of Pace Analytical Services, LLC.

Pace Analytical Services, LLC
9800 Kincey Ave. Suite 100
Huntersville, NC 28078
(704)875-9092

QUALITY CONTROL DATA

Project: Colonial Pipeline (10/7)
Pace Project No.: 92500607

MATRIX SPIKE & MATRIX SPIKE DUPLICATE: 3030110 3030111

Parameter	Units	92499587017 Result	MS Spike Conc.	MSD Spike Conc.	MS Result	MSD Result	MS % Rec	MSD % Rec	% Rec Limits	RPD	Qual
n-Butylbenzene	ug/L	ND	20	20	19.6	20.9	98	105	60-140	7	
n-Propylbenzene	ug/L	ND	20	20	20.2	21.7	101	109	60-140	7	
Naphthalene	ug/L	ND	20	20	17.6	19.4	88	97	60-140	10	
o-Xylene	ug/L	ND	20	20	21.1	21.1	105	105	60-140	0	
sec-Butylbenzene	ug/L	ND	20	20	20.2	21.7	101	109	60-140	7	
Styrene	ug/L	ND	20	20	20.2	20.4	101	102	60-140	1	
tert-Butylbenzene	ug/L	ND	20	20	17.9	18.9	90	95	60-140	5	
Tetrachloroethene	ug/L	ND	20	20	21.6	19.9	108	100	60-140	8	
Toluene	ug/L	ND	20	20	18.7	19.4	92	95	60-140	4	
trans-1,2-Dichloroethene	ug/L	ND	20	20	18.7	18.8	94	94	60-140	0	
trans-1,3-Dichloropropene	ug/L	ND	20	20	14.5	18.9	73	94	60-140	26	
Trichloroethene	ug/L	ND	20	20	19.9	20.3	100	101	60-140	2	
Trichlorofluoromethane	ug/L	ND	20	20	17.4	17.5	87	88	60-140	1	
Vinyl chloride	ug/L	ND	20	20	16.3	15.9	81	79	60-140	2	
1,2-Dichloroethane-d4 (S)	%						89	97	70-130		
4-Bromofluorobenzene (S)	%						97	98	70-130		
Toluene-d8 (S)	%						91	95	70-130		

Results presented on this page are in the units indicated by the "Units" column except where an alternate unit is presented to the right of the result.

REPORT OF LABORATORY ANALYSIS

This report shall not be reproduced, except in full,
without the written consent of Pace Analytical Services, LLC.

Pace Analytical Services, LLC
9800 Kincey Ave. Suite 100
Huntersville, NC 28078
(704)875-9092

QUALITY CONTROL DATA

Project: Colonial Pipeline (10/7)
Pace Project No.: 92500607

QC Batch: 572052
QC Batch Method: EPA 504.1
Analysis Method: EPA 504.1
Analysis Description: GCS 504 EDB DBCP
Laboratory: Pace Analytical Services - Charlotte
Associated Lab Samples: 92499587017

METHOD BLANK: 3029988 Matrix: Water
Associated Lab Samples: 92499587017

Parameter	Units	Blank Result	Reporting Limit	Analyzed	Qualifiers
1,2-Dibromoethane (EDB)	ug/L	ND	0.020	10/10/20 00:35	
1-Chloro-2-bromopropane (S)	%	94	70-130	10/10/20 00:35	

LABORATORY CONTROL SAMPLE & LCSD: 3029989 3029990

Parameter	Units	Spike Conc.	LCS Result	LCSD Result	LCS % Rec	LCSD % Rec	% Rec Limits	RPD	Max RPD	Qualifiers
1,2-Dibromoethane (EDB)	ug/L	0.25	0.23	0.24	92	98	70-130	6	20	
1-Chloro-2-bromopropane (S)	%				90	93	70-130			

MATRIX SPIKE & MATRIX SPIKE DUPLICATE: 3029992 3029993

Parameter	Units	92499587016 Result	MS Spike Conc.	MSD Spike Conc.	MS Result	MSD Result	MS % Rec	MSD % Rec	% Rec Limits	RPD	Qual
1,2-Dibromoethane (EDB)	ug/L	ND	0.25	0.25	0.23	0.24	93	95	65-135	1	
1-Chloro-2-bromopropane (S)	%						91	92	70-130		

SAMPLE DUPLICATE: 3029991

Parameter	Units	92499587015 Result	Dup Result	RPD	Qualifiers
1,2-Dibromoethane (EDB)	ug/L	ND	ND		
1-Chloro-2-bromopropane (S)	%	92	90		

Results presented on this page are in the units indicated by the "Units" column except where an alternate unit is presented to the right of the result.

REPORT OF LABORATORY ANALYSIS

This report shall not be reproduced, except in full,
without the written consent of Pace Analytical Services, LLC.

Pace Analytical Services, LLC
9800 Kincey Ave. Suite 100
Huntersville, NC 28078
(704)875-9092

QUALIFIERS

Project: Colonial Pipeline (10/7)
Pace Project No.: 92500607

DEFINITIONS

DF - Dilution Factor, if reported, represents the factor applied to the reported data due to dilution of the sample aliquot.

ND - Not Detected at or above adjusted reporting limit.

TNTC - Too Numerous To Count

J - Estimated concentration above the adjusted method detection limit and below the adjusted reporting limit.

MDL - Adjusted Method Detection Limit.

PQL - Practical Quantitation Limit.

RL - Reporting Limit - The lowest concentration value that meets project requirements for quantitative data with known precision and bias for a specific analyte in a specific matrix.

S - Surrogate

1,2-Diphenylhydrazine decomposes to and cannot be separated from Azobenzene using Method 8270. The result for each analyte is a combined concentration.

Consistent with EPA guidelines, unrounded data are displayed and have been used to calculate % recovery and RPD values.

LCS(D) - Laboratory Control Sample (Duplicate)

MS(D) - Matrix Spike (Duplicate)

DUP - Sample Duplicate

RPD - Relative Percent Difference

NC - Not Calculable.

SG - Silica Gel - Clean-Up

U - Indicates the compound was analyzed for, but not detected.

Acid preservation may not be appropriate for 2 Chloroethylvinyl ether.

A separate vial preserved to a pH of 4-5 is recommended in SW846 Chapter 4 for the analysis of Acrolein and Acrylonitrile by EPA Method 8260.

N-Nitrosodiphenylamine decomposes and cannot be separated from Diphenylamine using Method 8270. The result reported for each analyte is a combined concentration.

Pace Analytical is TNI accredited. Contact your Pace PM for the current list of accredited analytes.

TNI - The NELAC Institute.

ANALYTE QUALIFIERS

M1	Matrix spike recovery exceeded QC limits. Batch accepted based on laboratory control sample (LCS) recovery.
ML	Matrix spike recovery and/or matrix spike duplicate recovery was below laboratory control limits. Result may be biased low.
R1	RPD value was outside control limits.

This report shall not be reproduced, except in full,
without the written consent of Pace Analytical Services, LLC.

Pace Analytical Services, LLC
9800 Kincey Ave. Suite 100
Huntersville, NC 28078
(704)875-9092

QUALITY CONTROL DATA CROSS REFERENCE TABLE

Project: Colonial Pipeline (10/7)
Pace Project No.: 92500607

Lab ID	Sample ID	QC Batch Method	QC Batch	Analytical Method	Analytical Batch
92499587017	**MW-60**	EPA 504.1	572052	EPA 504.1	572241
92499587001	**MW-08**	MADEPV	1557268	MADEP VPH	1557268
92499587003	**MW-14**	MADEPV	1557268	MADEP VPH	1557268
92499587010	**MW-44**	MADEPV	1557268	MADEP VPH	1557268
92499587017	**MW-60**	MADEPV	1557508	MADEP VPH	1557508
92499587018	**FB-1-20201007**	MADEPV	1557508	MADEP VPH	1557508
92499587019	**EB-1-20201007**	MADEPV	1557508	MADEP VPH	1557508
92499587001	**MW-08**	EPA 3010A	572008	EPA 6010D	572042
92499587003	**MW-14**	EPA 3010A	572008	EPA 6010D	572042
92499587010	**MW-44**	EPA 3010A	572008	EPA 6010D	572042
92499587017	**MW-60**	EPA 3010A	572008	EPA 6010D	572042
92499587018	**FB-1-20201007**	EPA 3010A	572008	EPA 6010D	572042
92499587019	**EB-1-20201007**	EPA 3010A	572008	EPA 6010D	572042
92499587001	**MW-08**	SM 6200B	572098		
92499587003	**MW-14**	SM 6200B	572098		
92499587010	**MW-44**	SM 6200B	572098		
92499587017	**MW-60**	SM 6200B	572111		
92499587018	**FB-1-20201007**	SM 6200B	572111		
92499587019	**EB-1-20201007**	SM 6200B	572111		
92499587020	**Trip Blank**	SM 6200B	572111		

This report shall not be reproduced, except in full,
without the written consent of Pace Analytical Services, LLC.

Pace Analytical
WWW.PACELABS.COM

CHAIN-OF-CUSTODY / Analytical Request Document

The Chain-of-Custody is a LEGAL DOCUMENT. All relevant fields must be completed accurately.

Page : 1 Of 2

Section A Required Client Information:		Section B Required Project Information:		Section C Invoice Information:	
Company:	AECOM, Charlotte	Report To:	Wreschnig, Andrew	Attention:	
Address:	6000 Fairview Road	Copy To:		Company Name:	
Suite 200, Charlotte, NC 28210				Address:	
Email:	andrew.wreschnig@aecom.com	Purchase Order #:		Pace Quote:	
Phone:	(980)221-7831 Fax	Project Name:	Colonial Pipeline	Pace Project Manager:	nicole.gasiorowski@pacelabs.com,
Requested Due Date:		Project #:		Pace Profile #:	12518

Regulatory Agency

State / Location: NC

ITEM #	SAMPLE ID (One Character per box. (A-Z, 0-9 / , -) Sample Ids must be unique)	MATRIX CODE (see valid codes to left)	SAMPLE TYPE (G=GRAB C=COMP)	COLLECTED START DATE	COLLECTED START TIME	COLLECTED END DATE	COLLECTED END TIME	SAMPLE TEMP AT COLLECTION	# OF CONTAINERS	Unpreserved	H2SO4	HNO3	HCl	NaOH	Na2S2O3	Methanol	Other	Analyses Test Y/N	6200	VPH	6010 Lead	504.1 EDB	Trip BLANK	Residual Chlorine (Y/N)	92499587
1	MW-08	WT	G			10/7/20	1044		8			X	X						X	X	X				001
2	[redacted]																								
3	MW-14						1215																		003
4	[redacted]																								
5																									
6																									
7																									
8																									
9	[redacted]																								
10	MW-44						1638																		010
11	[redacted]																								
12																									

ADDITIONAL COMMENTS	RELINQUISHED BY / AFFILIATION	DATE	TIME	ACCEPTED BY / AFFILIATION	DATE	TIME	SAMPLE CONDITIONS: TEMP in C	Received on Ice (Y/N)	Custody Sealed Cooler (Y/N)	Samples Intact (Y/N)
	Emily R. Love / AECOM	10/8/20	0900		10.8.20	1319				
		10-8-20	1523	[illegible]	10.8.20	1523	0.8	Y	~	Y

SAMPLER NAME AND SIGNATURE

PRINT Name of SAMPLER: Emily Love

SIGNATURE of SAMPLER: Emily R. Love

DATE Signed: 10/8/2020

Pace Analytical
WWW.PACELABS.COM

CHAIN-OF-CUSTODY / Analytical Request Document

The Chain-of-Custody is a LEGAL DOCUMENT. All relevant fields must be completed accurately.

Section A Required Client Information:		Section B Required Project Information:		Section C Invoice Information:	
Company:	AECOM, Charlotte	Report To:	Wreschnig, Andrew	Attention:	
Address:	6000 Fairview Road	Copy To:		Company Name:	
Suite 200, Charlotte, NC 28210				Address:	
Email:	andrew.wreschnig@aecom.com	Purchase Order #:		Pace Quote:	
Phone:	(980)221-7831 Fax:	Project Name:	Colonial Pipeline	Pace Project Manager:	nicole.gasiorowski@pacelabs.com,
Requested Due Date:		Project #:		Pace Profile #:	12518

Regulatory Agency: —

State / Location: NC

Requested Analysis Filtered (Y/N)

ITEM #	SAMPLE ID (One Character per box. (A-Z, 0-9 / , -) Sample Ids must be unique)	MATRIX CODE (see valid codes to left)	SAMPLE TYPE (G=GRAB C=COMP)	COLLECTED START DATE	COLLECTED START TIME	COLLECTED END DATE	COLLECTED END TIME	SAMPLE TEMP AT COLLECTION	# OF CONTAINERS	Preservatives: Unpreserved	H2SO4	HNO3	HCl	NaOH	Na2S2O3	Methanol	Other	Analyses Test Y/N	8260	VPH	6010 Lead	504.1 EDB	Trip BLANK	Residual Chlorine (Y/N)	
1	[redacted]																								
2																									
3																									
4																									
5																									
6																									
7	MW-60						1050		1					X								X			017
8	FB-1-20201007						1700		8																018
9	EB-1-20201007						1730		1																019
10	Trip Blank																							X	020
11	Trip Blank																							X	020
12	Trip Blank																							X	020

LAB PROVIDED

92499587

ADDITIONAL COMMENTS	RELINQUISHED BY / AFFILIATION	DATE	TIME	ACCEPTED BY / AFFILIATION	DATE	TIME	SAMPLE CONDITIONS			
	Emily R. Love / AECOM	10/8/20	0900		10.8.20	1319				
		10820	1523		10.8.20	1523	0.8	Y		

SAMPLER NAME AND SIGNATURE			
PRINT Name of SAMPLER:	Emily Love		
SIGNATURE of SAMPLER:	Emily R. Love	DATE Signed:	10/8/2020

TEMP in C	Received on Ice (Y/N)	Custody Sealed Cooler (Y/N)	Samples Intact (Y/N)

Pace Analytical Services, LLC
9800 Kincey Ave. Suite 100
Huntersville, NC 28078
(704)875-9092

October 15, 2020

Andrew Wreschnig
AECOM
6000 Fairview Road
Suite 200
Charlotte, NC 28210

RE: Project: Colonial Pipeline (10/7)
Pace Project No.: 92500608

Dear Andrew Wreschnig:

Enclosed are the analytical results for sample(s) received by the laboratory on October 08, 2020. The results relate only to the samples included in this report. Results reported herein conform to the applicable TNI/NELAC Standards and the laboratory's Quality Manual, where applicable, unless otherwise noted in the body of the report.

The test results provided in this final report were generated by each of the following laboratories within the Pace Network:

- Pace National - Mt. Juliet
- Pace Analytical Services - Asheville
- Pace Analytical Services - Charlotte

If you have any questions concerning this report, please feel free to contact me.

Sincerely,

Nicole Gasiorowski

Nicole Gasiorowski
nicole.gasiorowski@pacelabs.com
(704)875-9092
Project Manager

Enclosures

cc: Jeff Morrison, Colonial Pipeline Company

This report shall not be reproduced, except in full,
without the written consent of Pace Analytical Services, LLC.

Pace Analytical Services, LLC
9800 Kincey Ave. Suite 100
Huntersville, NC 28078
(704)875-9092

CERTIFICATIONS

Project: Colonial Pipeline (10/7)
Pace Project No.: 92500608

Pace Analytical Services National

12065 Lebanon Road, Mt. Juliet, TN 37122
Alabama Certification #: 40660
Alaska Certification 17-026
Arizona Certification #: AZ0612
Arkansas Certification #: 88-0469
California Certification #: 2932
Canada Certification #: 1461.01
Colorado Certification #: TN00003
Connecticut Certification #: PH-0197
DOD Certification: #1461.01
EPA# TN00003
Florida Certification #: E87487
Georgia DW Certification #: 923
Georgia Certification: NELAP
Idaho Certification #: TN00003
Illinois Certification #: 200008
Indiana Certification #: C-TN-01
Iowa Certification #: 364
Kansas Certification #: E-10277
Kentucky UST Certification #: 16
Kentucky Certification #: 90010
Louisiana Certification #: AI30792
Louisiana DW Certification #: LA180010
Maine Certification #: TN0002
Maryland Certification #: 324
Massachusetts Certification #: M-TN003
Michigan Certification #: 9958
Minnesota Certification #: 047-999-395
Mississippi Certification #: TN00003
Missouri Certification #: 340
Montana Certification #: CERT0086
Nebraska Certification #: NE-OS-15-05
Nevada Certification #: TN-03-2002-34
New Hampshire Certification #: 2975
New Jersey Certification #: TN002
New Mexico DW Certification
New York Certification #: 11742
North Carolina Aquatic Toxicity Certification #: 41
North Carolina Drinking Water Certification #: 21704
North Carolina Environmental Certificate #: 375
North Dakota Certification #: R-140
Ohio VAP Certification #: CL0069
Oklahoma Certification #: 9915
Oregon Certification #: TN200002
Pennsylvania Certification #: 68-02979
Rhode Island Certification #: LAO00356
South Carolina Certification #: 84004
South Dakota Certification
Tennessee DW/Chem/Micro Certification #: 2006
Texas Mold Certification #: LAB0152
Texas Certification #: T 104704245-17-14
USDA Soil Permit #: P330-15-00234
Utah Certification #: TN00003
Vermont Dept. of Health: ID# VT-2006
Virginia Certification #: VT2006
Virginia Certification #: 460132
Washington Certification #: C847
West Virginia Certification #: 233
Wisconsin Certification #: 998093910
Wyoming UST Certification #: via A2LA 2926.01
A2LA-ISO 17025 Certification #: 1461.01
A2LA-ISO 17025 Certification #: 1461.02
AIHA-LAP/LLC EMLAP Certification #:100789

Pace Analytical Services Charlotte

9800 Kincey Ave. Ste 100, Huntersville, NC 28078
Louisiana/NELAP Certification # LA170028
North Carolina Drinking Water Certification #: 37706
North Carolina Field Services Certification #: 5342
North Carolina Wastewater Certification #: 12
South Carolina Certification #: 99006001
Florida/NELAP Certification #: E87627
Kentucky UST Certification #: 84
Virginia/VELAP Certification #: 460221

Pace Analytical Services Asheville

2225 Riverside Drive, Asheville, NC 28804
Florida/NELAP Certification #: E87648
Massachusetts Certification #: M-NC030
North Carolina Drinking Water Certification #: 37712
North Carolina Wastewater Certification #: 40
South Carolina Certification #: 99030001
Virginia/VELAP Certification #: 460222

REPORT OF LABORATORY ANALYSIS

This report shall not be reproduced, except in full,
without the written consent of Pace Analytical Services, LLC.

Pace Analytical Services, LLC
9800 Kincey Ave. Suite 100
Huntersville, NC 28078
(704)875-9092

SAMPLE ANALYTE COUNT

Project: Colonial Pipeline (10/7)
Pace Project No.: 92500608

Lab ID	Sample ID	Method	Analysts	Analytes Reported	Laboratory
92499587006	**MW-22**	MADEP VPH	BMB	6	PAN
		EPA 6010D	SH1	1	PASI-A
		SM 6200B	SAS	63	PASI-C
92499587015	**MW-58**	EPA 504.1	JMS1	2	PASI-C
		MADEP VPH	JHH	6	PAN
		EPA 6010D	SH1	1	PASI-A
		SM 6200B	SAS	62	PASI-C
92499587016	**MW-59**	EPA 504.1	JMS1	2	PASI-C
		MADEP VPH	JHH	6	PAN
		EPA 6010D	SH1	1	PASI-A
		SM 6200B	SAS	62	PASI-C
92499587018	**FB-1-20201007**	MADEP VPH	JHH	6	PAN
		EPA 6010D	SH1	1	PASI-A
		SM 6200B	SAS	63	PASI-C
92499587019	**EB-1-20201007**	MADEP VPH	JHH	6	PAN
		EPA 6010D	SH1	1	PASI-A
		SM 6200B	SAS	63	PASI-C
92499587020	**Trip Blank**	SM 6200B	SAS	63	PASI-C

PAN = Pace National - Mt. Juliet
PASI-A = Pace Analytical Services - Asheville
PASI-C = Pace Analytical Services - Charlotte

This report shall not be reproduced, except in full,
without the written consent of Pace Analytical Services, LLC.

Pace Analytical Services, LLC
9800 Kincey Ave. Suite 100
Huntersville, NC 28078
(704)875-9092

ANALYTICAL RESULTS

Project: Colonial Pipeline (10/7)
Pace Project No.: 92500608

Sample: MW-22 **Lab ID: 92499587006** Collected: 10/07/20 09:15 Received: 10/08/20 13:19 Matrix: Water

Parameters	Results	Units	Report Limit	DF	Prepared	Analyzed	CAS No.	Qual
MADEPV	Analytical Method: MADEP VPH Preparation Method: MADEPV Pace National - Mt. Juliet							
Aliphatic (C05-C08)	ND	ug/L	100	1	10/10/20 22:44	10/10/20 22:44		
Aliphatic (C09-C12)	ND	ug/L	100	1	10/10/20 22:44	10/10/20 22:44		
Aromatic (C09-C10),Unadjusted	ND	ug/L	100	1	10/10/20 22:44	10/10/20 22:44	TPHC9C10A	
Total VPH	ND	ug/L	100	1	10/10/20 22:44	10/10/20 22:44	VPH	
Surrogates								
2,5-Dibromotoluene (FID)	93.9	%	70.0-130	1	10/10/20 22:44	10/10/20 22:44	615-59-8FID	
2,5-Dibromotoluene (PID)	82.5	%	70.0-130	1	10/10/20 22:44	10/10/20 22:44	615-59-8PID	
6010 MET ICP	Analytical Method: EPA 6010D Preparation Method: EPA 3010A Pace Analytical Services - Asheville							
Lead	**9.4**	ug/L	5.0	1	10/09/20 01:18	10/09/20 09:35	7439-92-1	
6200B MSV	Analytical Method: SM 6200B Pace Analytical Services - Charlotte							
Benzene	ND	ug/L	0.50	1		10/09/20 11:47	71-43-2	
Bromobenzene	ND	ug/L	0.50	1		10/09/20 11:47	108-86-1	
Bromochloromethane	ND	ug/L	0.50	1		10/09/20 11:47	74-97-5	
Bromodichloromethane	ND	ug/L	0.50	1		10/09/20 11:47	75-27-4	
Bromoform	ND	ug/L	0.50	1		10/09/20 11:47	75-25-2	
Bromomethane	ND	ug/L	5.0	1		10/09/20 11:47	74-83-9	
n-Butylbenzene	ND	ug/L	0.50	1		10/09/20 11:47	104-51-8	
sec-Butylbenzene	ND	ug/L	0.50	1		10/09/20 11:47	135-98-8	
tert-Butylbenzene	ND	ug/L	0.50	1		10/09/20 11:47	98-06-6	
Carbon tetrachloride	ND	ug/L	0.50	1		10/09/20 11:47	56-23-5	
Chlorobenzene	ND	ug/L	0.50	1		10/09/20 11:47	108-90-7	
Chloroethane	ND	ug/L	1.0	1		10/09/20 11:47	75-00-3	
Chloroform	ND	ug/L	0.50	1		10/09/20 11:47	67-66-3	
Chloromethane	ND	ug/L	1.0	1		10/09/20 11:47	74-87-3	
2-Chlorotoluene	ND	ug/L	0.50	1		10/09/20 11:47	95-49-8	
4-Chlorotoluene	ND	ug/L	0.50	1		10/09/20 11:47	106-43-4	
1,2-Dibromo-3-chloropropane	ND	ug/L	1.0	1		10/09/20 11:47	96-12-8	
Dibromochloromethane	ND	ug/L	0.50	1		10/09/20 11:47	124-48-1	
1,2-Dibromoethane (EDB)	ND	ug/L	0.50	1		10/09/20 11:47	106-93-4	
Dibromomethane	ND	ug/L	0.50	1		10/09/20 11:47	74-95-3	
1,2-Dichlorobenzene	ND	ug/L	0.50	1		10/09/20 11:47	95-50-1	
1,3-Dichlorobenzene	ND	ug/L	0.50	1		10/09/20 11:47	541-73-1	
1,4-Dichlorobenzene	ND	ug/L	0.50	1		10/09/20 11:47	106-46-7	
Dichlorodifluoromethane	ND	ug/L	0.50	1		10/09/20 11:47	75-71-8	
1,1-Dichloroethane	ND	ug/L	0.50	1		10/09/20 11:47	75-34-3	
1,2-Dichloroethane	ND	ug/L	0.50	1		10/09/20 11:47	107-06-2	
1,1-Dichloroethene	ND	ug/L	0.50	1		10/09/20 11:47	75-35-4	
cis-1,2-Dichloroethene	ND	ug/L	0.50	1		10/09/20 11:47	156-59-2	
trans-1,2-Dichloroethene	ND	ug/L	0.50	1		10/09/20 11:47	156-60-5	
1,2-Dichloropropane	ND	ug/L	0.50	1		10/09/20 11:47	78-87-5	
1,3-Dichloropropane	ND	ug/L	0.50	1		10/09/20 11:47	142-28-9	
2,2-Dichloropropane	ND	ug/L	0.50	1		10/09/20 11:47	594-20-7	

REPORT OF LABORATORY ANALYSIS

This report shall not be reproduced, except in full,
without the written consent of Pace Analytical Services, LLC.

Pace Analytical Services, LLC
9800 Kincey Ave. Suite 100
Huntersville, NC 28078
(704)875-9092

ANALYTICAL RESULTS

Project: Colonial Pipeline (10/7)
Pace Project No.: 92500608

Sample: MW-22 **Lab ID: 92499587006** Collected: 10/07/20 09:15 Received: 10/08/20 13:19 Matrix: Water

Parameters	Results	Units	Report Limit	DF	Prepared	Analyzed	CAS No.	Qual
6200B MSV	Analytical Method: SM 6200B Pace Analytical Services - Charlotte							
1,1-Dichloropropene	ND	ug/L	0.50	1		10/09/20 11:47	563-58-6	
cis-1,3-Dichloropropene	ND	ug/L	0.50	1		10/09/20 11:47	10061-01-5	
trans-1,3-Dichloropropene	ND	ug/L	0.50	1		10/09/20 11:47	10061-02-6	
Diisopropyl ether	**1.8**	ug/L	0.50	1		10/09/20 11:47	108-20-3	
Ethylbenzene	ND	ug/L	0.50	1		10/09/20 11:47	100-41-4	
Hexachloro-1,3-butadiene	ND	ug/L	2.0	1		10/09/20 11:47	87-68-3	
Isopropylbenzene (Cumene)	ND	ug/L	0.50	1		10/09/20 11:47	98-82-8	
Methylene Chloride	ND	ug/L	2.0	1		10/09/20 11:47	75-09-2	
Methyl-tert-butyl ether	ND	ug/L	0.50	1		10/09/20 11:47	1634-04-4	
Naphthalene	ND	ug/L	2.0	1		10/09/20 11:47	91-20-3	
n-Propylbenzene	ND	ug/L	0.50	1		10/09/20 11:47	103-65-1	
Styrene	ND	ug/L	0.50	1		10/09/20 11:47	100-42-5	
1,1,1,2-Tetrachloroethane	ND	ug/L	0.50	1		10/09/20 11:47	630-20-6	
1,1,2,2-Tetrachloroethane	ND	ug/L	0.50	1		10/09/20 11:47	79-34-5	
Tetrachloroethene	ND	ug/L	0.50	1		10/09/20 11:47	127-18-4	
Toluene	ND	ug/L	0.50	1		10/09/20 11:47	108-88-3	
1,2,3-Trichlorobenzene	ND	ug/L	2.0	1		10/09/20 11:47	87-61-6	
1,2,4-Trichlorobenzene	ND	ug/L	2.0	1		10/09/20 11:47	120-82-1	
1,1,1-Trichloroethane	ND	ug/L	0.50	1		10/09/20 11:47	71-55-6	
1,1,2-Trichloroethane	ND	ug/L	0.50	1		10/09/20 11:47	79-00-5	
Trichloroethene	ND	ug/L	0.50	1		10/09/20 11:47	79-01-6	
Trichlorofluoromethane	ND	ug/L	1.0	1		10/09/20 11:47	75-69-4	
1,2,3-Trichloropropane	ND	ug/L	0.50	1		10/09/20 11:47	96-18-4	
1,2,4-Trimethylbenzene	ND	ug/L	0.50	1		10/09/20 11:47	95-63-6	
1,3,5-Trimethylbenzene	ND	ug/L	0.50	1		10/09/20 11:47	108-67-8	
Vinyl chloride	ND	ug/L	1.0	1		10/09/20 11:47	75-01-4	
m&p-Xylene	ND	ug/L	1.0	1		10/09/20 11:47	179601-23-1	
o-Xylene	ND	ug/L	0.50	1		10/09/20 11:47	95-47-6	
Surrogates								
1,2-Dichloroethane-d4 (S)	97	%	70-130	1		10/09/20 11:47	17060-07-0	
4-Bromofluorobenzene (S)	101	%	70-130	1		10/09/20 11:47	460-00-4	
Toluene-d8 (S)	104	%	70-130	1		10/09/20 11:47	2037-26-5	

REPORT OF LABORATORY ANALYSIS

This report shall not be reproduced, except in full,
without the written consent of Pace Analytical Services, LLC.

Pace Analytical Services, LLC
9800 Kincey Ave. Suite 100
Huntersville, NC 28078
(704)875-9092

ANALYTICAL RESULTS

Project: Colonial Pipeline (10/7)
Pace Project No.: 92500608

Sample: MW-58 **Lab ID: 92499587015** Collected: 10/07/20 12:20 Received: 10/08/20 13:19 Matrix: Water

Parameters	Results	Units	Report Limit	DF	Prepared	Analyzed	CAS No.	Qual
504 GCS EDB and DBCP	Analytical Method: EPA 504.1 Preparation Method: EPA 504.1 Pace Analytical Services - Charlotte							
1,2-Dibromoethane (EDB)	ND	ug/L	0.020	1	10/09/20 08:38	10/10/20 01:12	106-93-4	
Surrogates								
1-Chloro-2-bromopropane (S)	92	%	70-130	1	10/09/20 08:38	10/10/20 01:12	301-79-56	
MADEPV	Analytical Method: MADEP VPH Preparation Method: MADEPV Pace National - Mt. Juliet							
Aliphatic (C05-C08)	ND	ug/L	100	1	10/11/20 18:31	10/11/20 18:31		
Aliphatic (C09-C12)	ND	ug/L	100	1	10/11/20 18:31	10/11/20 18:31		
Aromatic (C09-C10),Unadjusted	ND	ug/L	100	1	10/11/20 18:31	10/11/20 18:31	TPHC9C10A	
Total VPH	ND	ug/L	100	1	10/11/20 18:31	10/11/20 18:31	VPH	
Surrogates								
2,5-Dibromotoluene (FID)	92.9	%	70.0-130	1	10/11/20 18:31	10/11/20 18:31	615-59-8FID	
2,5-Dibromotoluene (PID)	83.1	%	70.0-130	1	10/11/20 18:31	10/11/20 18:31	615-59-8PID	
6010 MET ICP	Analytical Method: EPA 6010D Preparation Method: EPA 3010A Pace Analytical Services - Asheville							
Lead	ND	ug/L	5.0	1	10/09/20 01:18	10/09/20 10:18	7439-92-1	
6200B MSV	Analytical Method: SM 6200B Pace Analytical Services - Charlotte							
Benzene	ND	ug/L	0.50	1		10/09/20 14:27	71-43-2	
Bromobenzene	ND	ug/L	0.50	1		10/09/20 14:27	108-86-1	
Bromochloromethane	ND	ug/L	0.50	1		10/09/20 14:27	74-97-5	
Bromodichloromethane	**2.8**	ug/L	0.50	1		10/09/20 14:27	75-27-4	
Bromoform	ND	ug/L	0.50	1		10/09/20 14:27	75-25-2	
Bromomethane	ND	ug/L	5.0	1		10/09/20 14:27	74-83-9	
n-Butylbenzene	ND	ug/L	0.50	1		10/09/20 14:27	104-51-8	
sec-Butylbenzene	ND	ug/L	0.50	1		10/09/20 14:27	135-98-8	
tert-Butylbenzene	ND	ug/L	0.50	1		10/09/20 14:27	98-06-6	
Carbon tetrachloride	ND	ug/L	0.50	1		10/09/20 14:27	56-23-5	
Chlorobenzene	ND	ug/L	0.50	1		10/09/20 14:27	108-90-7	
Chloroethane	ND	ug/L	1.0	1		10/09/20 14:27	75-00-3	
Chloroform	**15.6**	ug/L	0.50	1		10/09/20 14:27	67-66-3	
Chloromethane	ND	ug/L	1.0	1		10/09/20 14:27	74-87-3	
2-Chlorotoluene	ND	ug/L	0.50	1		10/09/20 14:27	95-49-8	
4-Chlorotoluene	ND	ug/L	0.50	1		10/09/20 14:27	106-43-4	
1,2-Dibromo-3-chloropropane	ND	ug/L	1.0	1		10/09/20 14:27	96-12-8	
Dibromochloromethane	**0.61**	ug/L	0.50	1		10/09/20 14:27	124-48-1	
Dibromomethane	ND	ug/L	0.50	1		10/09/20 14:27	74-95-3	
1,2-Dichlorobenzene	ND	ug/L	0.50	1		10/09/20 14:27	95-50-1	
1,3-Dichlorobenzene	ND	ug/L	0.50	1		10/09/20 14:27	541-73-1	
1,4-Dichlorobenzene	ND	ug/L	0.50	1		10/09/20 14:27	106-46-7	
Dichlorodifluoromethane	ND	ug/L	0.50	1		10/09/20 14:27	75-71-8	
1,1-Dichloroethane	ND	ug/L	0.50	1		10/09/20 14:27	75-34-3	
1,2-Dichloroethane	ND	ug/L	0.50	1		10/09/20 14:27	107-06-2	
1,1-Dichloroethene	ND	ug/L	0.50	1		10/09/20 14:27	75-35-4	

REPORT OF LABORATORY ANALYSIS

This report shall not be reproduced, except in full,
without the written consent of Pace Analytical Services, LLC.

Pace Analytical Services, LLC
9800 Kincey Ave. Suite 100
Huntersville, NC 28078
(704)875-9092

ANALYTICAL RESULTS

Project: Colonial Pipeline (10/7)
Pace Project No.: 92500608

Sample: MW-58 **Lab ID: 92499587015** Collected: 10/07/20 12:20 Received: 10/08/20 13:19 Matrix: Water

Parameters	Results	Units	Report Limit	DF	Prepared	Analyzed	CAS No.	Qual
6200B MSV	Analytical Method: SM 6200B Pace Analytical Services - Charlotte							
cis-1,2-Dichloroethene	ND	ug/L	0.50	1		10/09/20 14:27	156-59-2	
trans-1,2-Dichloroethene	ND	ug/L	0.50	1		10/09/20 14:27	156-60-5	
1,2-Dichloropropane	ND	ug/L	0.50	1		10/09/20 14:27	78-87-5	
1,3-Dichloropropane	ND	ug/L	0.50	1		10/09/20 14:27	142-28-9	
2,2-Dichloropropane	ND	ug/L	0.50	1		10/09/20 14:27	594-20-7	
1,1-Dichloropropene	ND	ug/L	0.50	1		10/09/20 14:27	563-58-6	
cis-1,3-Dichloropropene	ND	ug/L	0.50	1		10/09/20 14:27	10061-01-5	
trans-1,3-Dichloropropene	ND	ug/L	0.50	1		10/09/20 14:27	10061-02-6	
Diisopropyl ether	ND	ug/L	0.50	1		10/09/20 14:27	108-20-3	
Ethylbenzene	ND	ug/L	0.50	1		10/09/20 14:27	100-41-4	
Hexachloro-1,3-butadiene	ND	ug/L	2.0	1		10/09/20 14:27	87-68-3	
Isopropylbenzene (Cumene)	ND	ug/L	0.50	1		10/09/20 14:27	98-82-8	
Methylene Chloride	ND	ug/L	2.0	1		10/09/20 14:27	75-09-2	
Methyl-tert-butyl ether	ND	ug/L	0.50	1		10/09/20 14:27	1634-04-4	
Naphthalene	ND	ug/L	2.0	1		10/09/20 14:27	91-20-3	
n-Propylbenzene	ND	ug/L	0.50	1		10/09/20 14:27	103-65-1	
Styrene	ND	ug/L	0.50	1		10/09/20 14:27	100-42-5	
1,1,1,2-Tetrachloroethane	ND	ug/L	0.50	1		10/09/20 14:27	630-20-6	
1,1,2,2-Tetrachloroethane	ND	ug/L	0.50	1		10/09/20 14:27	79-34-5	
Tetrachloroethene	ND	ug/L	0.50	1		10/09/20 14:27	127-18-4	
Toluene	ND	ug/L	0.50	1		10/09/20 14:27	108-88-3	
1,2,3-Trichlorobenzene	ND	ug/L	2.0	1		10/09/20 14:27	87-61-6	
1,2,4-Trichlorobenzene	ND	ug/L	2.0	1		10/09/20 14:27	120-82-1	
1,1,1-Trichloroethane	ND	ug/L	0.50	1		10/09/20 14:27	71-55-6	
1,1,2-Trichloroethane	ND	ug/L	0.50	1		10/09/20 14:27	79-00-5	
Trichloroethene	ND	ug/L	0.50	1		10/09/20 14:27	79-01-6	
Trichlorofluoromethane	ND	ug/L	1.0	1		10/09/20 14:27	75-69-4	
1,2,3-Trichloropropane	ND	ug/L	0.50	1		10/09/20 14:27	96-18-4	
1,2,4-Trimethylbenzene	ND	ug/L	0.50	1		10/09/20 14:27	95-63-6	
1,3,5-Trimethylbenzene	ND	ug/L	0.50	1		10/09/20 14:27	108-67-8	
Vinyl chloride	ND	ug/L	1.0	1		10/09/20 14:27	75-01-4	
m&p-Xylene	ND	ug/L	1.0	1		10/09/20 14:27	179601-23-1	
o-Xylene	ND	ug/L	0.50	1		10/09/20 14:27	95-47-6	
Surrogates								
1,2-Dichloroethane-d4 (S)	98	%	70-130	1		10/09/20 14:27	17060-07-0	
4-Bromofluorobenzene (S)	102	%	70-130	1		10/09/20 14:27	460-00-4	
Toluene-d8 (S)	104	%	70-130	1		10/09/20 14:27	2037-26-5	

REPORT OF LABORATORY ANALYSIS

This report shall not be reproduced, except in full,
without the written consent of Pace Analytical Services, LLC.

Pace Analytical Services, LLC
9800 Kincey Ave. Suite 100
Huntersville, NC 28078
(704)875-9092

ANALYTICAL RESULTS

Project: Colonial Pipeline (10/7)
Pace Project No.: 92500608

Sample: MW-59 **Lab ID: 92499587016** Collected: 10/07/20 10:55 Received: 10/08/20 13:19 Matrix: Water

Parameters	Results	Units	Report Limit	DF	Prepared	Analyzed	CAS No.	Qual
504 GCS EDB and DBCP	Analytical Method: EPA 504.1 Preparation Method: EPA 504.1 Pace Analytical Services - Charlotte							
1,2-Dibromoethane (EDB)	ND	ug/L	0.020	1	10/09/20 08:38	10/10/20 01:37	106-93-4	
Surrogates								
1-Chloro-2-bromopropane (S)	94	%	70-130	1	10/09/20 08:38	10/10/20 01:37	301-79-56	
MADEPV	Analytical Method: MADEP VPH Preparation Method: MADEPV Pace National - Mt. Juliet							
Aliphatic (C05-C08)	ND	ug/L	100	1	10/11/20 19:05	10/11/20 19:05		
Aliphatic (C09-C12)	ND	ug/L	100	1	10/11/20 19:05	10/11/20 19:05		
Aromatic (C09-C10),Unadjusted	ND	ug/L	100	1	10/11/20 19:05	10/11/20 19:05	TPHC9C10A	
Total VPH	ND	ug/L	100	1	10/11/20 19:05	10/11/20 19:05	VPH	
Surrogates								
2,5-Dibromotoluene (FID)	92.9	%	70.0-130	1	10/11/20 19:05	10/11/20 19:05	615-59-8FID	
2,5-Dibromotoluene (PID)	86.7	%	70.0-130	1	10/11/20 19:05	10/11/20 19:05	615-59-8PID	
6010 MET ICP	Analytical Method: EPA 6010D Preparation Method: EPA 3010A Pace Analytical Services - Asheville							
Lead	ND	ug/L	5.0	1	10/09/20 01:18	10/09/20 10:21	7439-92-1	
6200B MSV	Analytical Method: SM 6200B Pace Analytical Services - Charlotte							
Benzene	ND	ug/L	0.50	1		10/09/20 14:44	71-43-2	
Bromobenzene	ND	ug/L	0.50	1		10/09/20 14:44	108-86-1	
Bromochloromethane	ND	ug/L	0.50	1		10/09/20 14:44	74-97-5	
Bromodichloromethane	ND	ug/L	0.50	1		10/09/20 14:44	75-27-4	
Bromoform	ND	ug/L	0.50	1		10/09/20 14:44	75-25-2	
Bromomethane	ND	ug/L	5.0	1		10/09/20 14:44	74-83-9	
n-Butylbenzene	ND	ug/L	0.50	1		10/09/20 14:44	104-51-8	
sec-Butylbenzene	ND	ug/L	0.50	1		10/09/20 14:44	135-98-8	
tert-Butylbenzene	ND	ug/L	0.50	1		10/09/20 14:44	98-06-6	
Carbon tetrachloride	ND	ug/L	0.50	1		10/09/20 14:44	56-23-5	
Chlorobenzene	ND	ug/L	0.50	1		10/09/20 14:44	108-90-7	
Chloroethane	ND	ug/L	1.0	1		10/09/20 14:44	75-00-3	
Chloroform	**2.8**	ug/L	0.50	1		10/09/20 14:44	67-66-3	
Chloromethane	ND	ug/L	1.0	1		10/09/20 14:44	74-87-3	
2-Chlorotoluene	ND	ug/L	0.50	1		10/09/20 14:44	95-49-8	
4-Chlorotoluene	ND	ug/L	0.50	1		10/09/20 14:44	106-43-4	
1,2-Dibromo-3-chloropropane	ND	ug/L	1.0	1		10/09/20 14:44	96-12-8	
Dibromochloromethane	ND	ug/L	0.50	1		10/09/20 14:44	124-48-1	
Dibromomethane	ND	ug/L	0.50	1		10/09/20 14:44	74-95-3	
1,2-Dichlorobenzene	ND	ug/L	0.50	1		10/09/20 14:44	95-50-1	
1,3-Dichlorobenzene	ND	ug/L	0.50	1		10/09/20 14:44	541-73-1	
1,4-Dichlorobenzene	ND	ug/L	0.50	1		10/09/20 14:44	106-46-7	
Dichlorodifluoromethane	ND	ug/L	0.50	1		10/09/20 14:44	75-71-8	
1,1-Dichloroethane	ND	ug/L	0.50	1		10/09/20 14:44	75-34-3	
1,2-Dichloroethane	ND	ug/L	0.50	1		10/09/20 14:44	107-06-2	
1,1-Dichloroethene	ND	ug/L	0.50	1		10/09/20 14:44	75-35-4	

REPORT OF LABORATORY ANALYSIS

This report shall not be reproduced, except in full,
without the written consent of Pace Analytical Services, LLC.

Pace Analytical Services, LLC
9800 Kincey Ave. Suite 100
Huntersville, NC 28078
(704)875-9092

ANALYTICAL RESULTS

Project: Colonial Pipeline (10/7)
Pace Project No.: 92500608

Sample: MW-59 **Lab ID: 92499587016** Collected: 10/07/20 10:55 Received: 10/08/20 13:19 Matrix: Water

Parameters	Results	Units	Report Limit	DF	Prepared	Analyzed	CAS No.	Qual
6200B MSV	Analytical Method: SM 6200B Pace Analytical Services - Charlotte							
cis-1,2-Dichloroethene	ND	ug/L	0.50	1		10/09/20 14:44	156-59-2	
trans-1,2-Dichloroethene	ND	ug/L	0.50	1		10/09/20 14:44	156-60-5	
1,2-Dichloropropane	ND	ug/L	0.50	1		10/09/20 14:44	78-87-5	
1,3-Dichloropropane	ND	ug/L	0.50	1		10/09/20 14:44	142-28-9	
2,2-Dichloropropane	ND	ug/L	0.50	1		10/09/20 14:44	594-20-7	
1,1-Dichloropropene	ND	ug/L	0.50	1		10/09/20 14:44	563-58-6	
cis-1,3-Dichloropropene	ND	ug/L	0.50	1		10/09/20 14:44	10061-01-5	
trans-1,3-Dichloropropene	ND	ug/L	0.50	1		10/09/20 14:44	10061-02-6	
Diisopropyl ether	ND	ug/L	0.50	1		10/09/20 14:44	108-20-3	
Ethylbenzene	ND	ug/L	0.50	1		10/09/20 14:44	100-41-4	
Hexachloro-1,3-butadiene	ND	ug/L	2.0	1		10/09/20 14:44	87-68-3	
Isopropylbenzene (Cumene)	ND	ug/L	0.50	1		10/09/20 14:44	98-82-8	
Methylene Chloride	ND	ug/L	2.0	1		10/09/20 14:44	75-09-2	
Methyl-tert-butyl ether	ND	ug/L	0.50	1		10/09/20 14:44	1634-04-4	
Naphthalene	ND	ug/L	2.0	1		10/09/20 14:44	91-20-3	
n-Propylbenzene	ND	ug/L	0.50	1		10/09/20 14:44	103-65-1	
Styrene	ND	ug/L	0.50	1		10/09/20 14:44	100-42-5	
1,1,1,2-Tetrachloroethane	ND	ug/L	0.50	1		10/09/20 14:44	630-20-6	
1,1,2,2-Tetrachloroethane	ND	ug/L	0.50	1		10/09/20 14:44	79-34-5	
Tetrachloroethene	ND	ug/L	0.50	1		10/09/20 14:44	127-18-4	
Toluene	ND	ug/L	0.50	1		10/09/20 14:44	108-88-3	
1,2,3-Trichlorobenzene	ND	ug/L	2.0	1		10/09/20 14:44	87-61-6	
1,2,4-Trichlorobenzene	ND	ug/L	2.0	1		10/09/20 14:44	120-82-1	
1,1,1-Trichloroethane	ND	ug/L	0.50	1		10/09/20 14:44	71-55-6	
1,1,2-Trichloroethane	ND	ug/L	0.50	1		10/09/20 14:44	79-00-5	
Trichloroethene	ND	ug/L	0.50	1		10/09/20 14:44	79-01-6	
Trichlorofluoromethane	ND	ug/L	1.0	1		10/09/20 14:44	75-69-4	
1,2,3-Trichloropropane	ND	ug/L	0.50	1		10/09/20 14:44	96-18-4	
1,2,4-Trimethylbenzene	ND	ug/L	0.50	1		10/09/20 14:44	95-63-6	
1,3,5-Trimethylbenzene	ND	ug/L	0.50	1		10/09/20 14:44	108-67-8	
Vinyl chloride	ND	ug/L	1.0	1		10/09/20 14:44	75-01-4	
m&p-Xylene	ND	ug/L	1.0	1		10/09/20 14:44	179601-23-1	
o-Xylene	ND	ug/L	0.50	1		10/09/20 14:44	95-47-6	
Surrogates								
1,2-Dichloroethane-d4 (S)	96	%	70-130	1		10/09/20 14:44	17060-07-0	
4-Bromofluorobenzene (S)	104	%	70-130	1		10/09/20 14:44	460-00-4	
Toluene-d8 (S)	103	%	70-130	1		10/09/20 14:44	2037-26-5	

REPORT OF LABORATORY ANALYSIS

This report shall not be reproduced, except in full,
without the written consent of Pace Analytical Services, LLC.

Pace Analytical Services, LLC
9800 Kincey Ave. Suite 100
Huntersville, NC 28078
(704)875-9092

ANALYTICAL RESULTS

Project: Colonial Pipeline (10/7)
Pace Project No.: 92500608

Sample: FB-1-20201007 **Lab ID: 92499587018** Collected: 10/07/20 17:00 Received: 10/08/20 13:19 Matrix: Water

Parameters	Results	Units	Report Limit	DF	Prepared	Analyzed	CAS No.	Qual
MADEPV	Analytical Method: MADEP VPH Preparation Method: MADEPV Pace National - Mt. Juliet							
Aliphatic (C05-C08)	ND	ug/L	100	1	10/11/20 20:12	10/11/20 20:12		
Aliphatic (C09-C12)	ND	ug/L	100	1	10/11/20 20:12	10/11/20 20:12		
Aromatic (C09-C10),Unadjusted	ND	ug/L	100	1	10/11/20 20:12	10/11/20 20:12	TPHC9C10A	
Total VPH	ND	ug/L	100	1	10/11/20 20:12	10/11/20 20:12	VPH	
Surrogates								
2,5-Dibromotoluene (FID)	91.6	%	70.0-130	1	10/11/20 20:12	10/11/20 20:12	615-59-8FID	
2,5-Dibromotoluene (PID)	85.0	%	70.0-130	1	10/11/20 20:12	10/11/20 20:12	615-59-8PID	
6010 MET ICP	Analytical Method: EPA 6010D Preparation Method: EPA 3010A Pace Analytical Services - Asheville							
Lead	ND	ug/L	5.0	1	10/09/20 01:18	10/09/20 10:27	7439-92-1	
6200B MSV	Analytical Method: SM 6200B Pace Analytical Services - Charlotte							
Benzene	ND	ug/L	0.50	1		10/09/20 10:33	71-43-2	
Bromobenzene	ND	ug/L	0.50	1		10/09/20 10:33	108-86-1	
Bromochloromethane	ND	ug/L	0.50	1		10/09/20 10:33	74-97-5	
Bromodichloromethane	ND	ug/L	0.50	1		10/09/20 10:33	75-27-4	
Bromoform	ND	ug/L	0.50	1		10/09/20 10:33	75-25-2	
Bromomethane	ND	ug/L	5.0	1		10/09/20 10:33	74-83-9	
n-Butylbenzene	ND	ug/L	0.50	1		10/09/20 10:33	104-51-8	
sec-Butylbenzene	ND	ug/L	0.50	1		10/09/20 10:33	135-98-8	
tert-Butylbenzene	ND	ug/L	0.50	1		10/09/20 10:33	98-06-6	
Carbon tetrachloride	ND	ug/L	0.50	1		10/09/20 10:33	56-23-5	
Chlorobenzene	ND	ug/L	0.50	1		10/09/20 10:33	108-90-7	
Chloroethane	ND	ug/L	1.0	1		10/09/20 10:33	75-00-3	
Chloroform	ND	ug/L	0.50	1		10/09/20 10:33	67-66-3	
Chloromethane	ND	ug/L	1.0	1		10/09/20 10:33	74-87-3	
2-Chlorotoluene	ND	ug/L	0.50	1		10/09/20 10:33	95-49-8	
4-Chlorotoluene	ND	ug/L	0.50	1		10/09/20 10:33	106-43-4	
1,2-Dibromo-3-chloropropane	ND	ug/L	1.0	1		10/09/20 10:33	96-12-8	
Dibromochloromethane	ND	ug/L	0.50	1		10/09/20 10:33	124-48-1	
1,2-Dibromoethane (EDB)	ND	ug/L	0.50	1		10/09/20 10:33	106-93-4	
Dibromomethane	ND	ug/L	0.50	1		10/09/20 10:33	74-95-3	
1,2-Dichlorobenzene	ND	ug/L	0.50	1		10/09/20 10:33	95-50-1	
1,3-Dichlorobenzene	ND	ug/L	0.50	1		10/09/20 10:33	541-73-1	
1,4-Dichlorobenzene	ND	ug/L	0.50	1		10/09/20 10:33	106-46-7	
Dichlorodifluoromethane	ND	ug/L	0.50	1		10/09/20 10:33	75-71-8	
1,1-Dichloroethane	ND	ug/L	0.50	1		10/09/20 10:33	75-34-3	
1,2-Dichloroethane	ND	ug/L	0.50	1		10/09/20 10:33	107-06-2	
1,1-Dichloroethene	ND	ug/L	0.50	1		10/09/20 10:33	75-35-4	
cis-1,2-Dichloroethene	ND	ug/L	0.50	1		10/09/20 10:33	156-59-2	
trans-1,2-Dichloroethene	ND	ug/L	0.50	1		10/09/20 10:33	156-60-5	
1,2-Dichloropropane	ND	ug/L	0.50	1		10/09/20 10:33	78-87-5	
1,3-Dichloropropane	ND	ug/L	0.50	1		10/09/20 10:33	142-28-9	
2,2-Dichloropropane	ND	ug/L	0.50	1		10/09/20 10:33	594-20-7	

REPORT OF LABORATORY ANALYSIS

This report shall not be reproduced, except in full,
without the written consent of Pace Analytical Services, LLC.

Pace Analytical Services, LLC
9800 Kincey Ave. Suite 100
Huntersville, NC 28078
(704)875-9092

ANALYTICAL RESULTS

Project: Colonial Pipeline (10/7)
Pace Project No.: 92500608

Sample: FB-1-20201007 **Lab ID: 92499587018** Collected: 10/07/20 17:00 Received: 10/08/20 13:19 Matrix: Water

Parameters	Results	Units	Report Limit	DF	Prepared	Analyzed	CAS No.	Qual
6200B MSV	Analytical Method: SM 6200B Pace Analytical Services - Charlotte							
1,1-Dichloropropene	ND	ug/L	0.50	1		10/09/20 10:33	563-58-6	
cis-1,3-Dichloropropene	ND	ug/L	0.50	1		10/09/20 10:33	10061-01-5	
trans-1,3-Dichloropropene	ND	ug/L	0.50	1		10/09/20 10:33	10061-02-6	
Diisopropyl ether	ND	ug/L	0.50	1		10/09/20 10:33	108-20-3	
Ethylbenzene	ND	ug/L	0.50	1		10/09/20 10:33	100-41-4	
Hexachloro-1,3-butadiene	ND	ug/L	2.0	1		10/09/20 10:33	87-68-3	
Isopropylbenzene (Cumene)	ND	ug/L	0.50	1		10/09/20 10:33	98-82-8	
Methylene Chloride	ND	ug/L	2.0	1		10/09/20 10:33	75-09-2	
Methyl-tert-butyl ether	ND	ug/L	0.50	1		10/09/20 10:33	1634-04-4	
Naphthalene	ND	ug/L	2.0	1		10/09/20 10:33	91-20-3	
n-Propylbenzene	ND	ug/L	0.50	1		10/09/20 10:33	103-65-1	
Styrene	ND	ug/L	0.50	1		10/09/20 10:33	100-42-5	
1,1,1,2-Tetrachloroethane	ND	ug/L	0.50	1		10/09/20 10:33	630-20-6	
1,1,2,2-Tetrachloroethane	ND	ug/L	0.50	1		10/09/20 10:33	79-34-5	
Tetrachloroethene	ND	ug/L	0.50	1		10/09/20 10:33	127-18-4	
Toluene	ND	ug/L	0.50	1		10/09/20 10:33	108-88-3	
1,2,3-Trichlorobenzene	ND	ug/L	2.0	1		10/09/20 10:33	87-61-6	
1,2,4-Trichlorobenzene	ND	ug/L	2.0	1		10/09/20 10:33	120-82-1	
1,1,1-Trichloroethane	ND	ug/L	0.50	1		10/09/20 10:33	71-55-6	
1,1,2-Trichloroethane	ND	ug/L	0.50	1		10/09/20 10:33	79-00-5	
Trichloroethene	ND	ug/L	0.50	1		10/09/20 10:33	79-01-6	
Trichlorofluoromethane	ND	ug/L	1.0	1		10/09/20 10:33	75-69-4	
1,2,3-Trichloropropane	ND	ug/L	0.50	1		10/09/20 10:33	96-18-4	
1,2,4-Trimethylbenzene	ND	ug/L	0.50	1		10/09/20 10:33	95-63-6	
1,3,5-Trimethylbenzene	ND	ug/L	0.50	1		10/09/20 10:33	108-67-8	
Vinyl chloride	ND	ug/L	1.0	1		10/09/20 10:33	75-01-4	
m&p-Xylene	ND	ug/L	1.0	1		10/09/20 10:33	179601-23-1	
o-Xylene	ND	ug/L	0.50	1		10/09/20 10:33	95-47-6	
Surrogates								
1,2-Dichloroethane-d4 (S)	85	%	70-130	1		10/09/20 10:33	17060-07-0	
4-Bromofluorobenzene (S)	96	%	70-130	1		10/09/20 10:33	460-00-4	
Toluene-d8 (S)	87	%	70-130	1		10/09/20 10:33	2037-26-5	

REPORT OF LABORATORY ANALYSIS

This report shall not be reproduced, except in full,
without the written consent of Pace Analytical Services, LLC.

Pace Analytical Services, LLC
9800 Kincey Ave. Suite 100
Huntersville, NC 28078
(704)875-9092

ANALYTICAL RESULTS

Project: Colonial Pipeline (10/7)
Pace Project No.: 92500608

Sample: EB-1-20201007 **Lab ID: 92499587019** Collected: 10/07/20 17:30 Received: 10/08/20 13:19 Matrix: Water

Parameters	Results	Units	Report Limit	DF	Prepared	Analyzed	CAS No.	Qual
MADEPV	Analytical Method: MADEP VPH Preparation Method: MADEPV Pace National - Mt. Juliet							
Aliphatic (C05-C08)	ND	ug/L	100	1	10/11/20 20:46	10/11/20 20:46		
Aliphatic (C09-C12)	ND	ug/L	100	1	10/11/20 20:46	10/11/20 20:46		
Aromatic (C09-C10),Unadjusted	ND	ug/L	100	1	10/11/20 20:46	10/11/20 20:46	TPHC9C10A	
Total VPH	ND	ug/L	100	1	10/11/20 20:46	10/11/20 20:46	VPH	
Surrogates								
2,5-Dibromotoluene (FID)	92.2	%	70.0-130	1	10/11/20 20:46	10/11/20 20:46	615-59-8FID	
2,5-Dibromotoluene (PID)	83.4	%	70.0-130	1	10/11/20 20:46	10/11/20 20:46	615-59-8PID	
6010 MET ICP	Analytical Method: EPA 6010D Preparation Method: EPA 3010A Pace Analytical Services - Asheville							
Lead	ND	ug/L	5.0	1	10/09/20 01:18	10/09/20 10:30	7439-92-1	
6200B MSV	Analytical Method: SM 6200B Pace Analytical Services - Charlotte							
Benzene	ND	ug/L	0.50	1		10/09/20 10:51	71-43-2	
Bromobenzene	ND	ug/L	0.50	1		10/09/20 10:51	108-86-1	
Bromochloromethane	ND	ug/L	0.50	1		10/09/20 10:51	74-97-5	
Bromodichloromethane	ND	ug/L	0.50	1		10/09/20 10:51	75-27-4	
Bromoform	ND	ug/L	0.50	1		10/09/20 10:51	75-25-2	
Bromomethane	ND	ug/L	5.0	1		10/09/20 10:51	74-83-9	
n-Butylbenzene	ND	ug/L	0.50	1		10/09/20 10:51	104-51-8	
sec-Butylbenzene	ND	ug/L	0.50	1		10/09/20 10:51	135-98-8	
tert-Butylbenzene	ND	ug/L	0.50	1		10/09/20 10:51	98-06-6	
Carbon tetrachloride	ND	ug/L	0.50	1		10/09/20 10:51	56-23-5	
Chlorobenzene	ND	ug/L	0.50	1		10/09/20 10:51	108-90-7	
Chloroethane	ND	ug/L	1.0	1		10/09/20 10:51	75-00-3	
Chloroform	ND	ug/L	0.50	1		10/09/20 10:51	67-66-3	
Chloromethane	ND	ug/L	1.0	1		10/09/20 10:51	74-87-3	
2-Chlorotoluene	ND	ug/L	0.50	1		10/09/20 10:51	95-49-8	
4-Chlorotoluene	ND	ug/L	0.50	1		10/09/20 10:51	106-43-4	
1,2-Dibromo-3-chloropropane	ND	ug/L	1.0	1		10/09/20 10:51	96-12-8	
Dibromochloromethane	ND	ug/L	0.50	1		10/09/20 10:51	124-48-1	
1,2-Dibromoethane (EDB)	ND	ug/L	0.50	1		10/09/20 10:51	106-93-4	
Dibromomethane	ND	ug/L	0.50	1		10/09/20 10:51	74-95-3	
1,2-Dichlorobenzene	ND	ug/L	0.50	1		10/09/20 10:51	95-50-1	
1,3-Dichlorobenzene	ND	ug/L	0.50	1		10/09/20 10:51	541-73-1	
1,4-Dichlorobenzene	ND	ug/L	0.50	1		10/09/20 10:51	106-46-7	
Dichlorodifluoromethane	ND	ug/L	0.50	1		10/09/20 10:51	75-71-8	
1,1-Dichloroethane	ND	ug/L	0.50	1		10/09/20 10:51	75-34-3	
1,2-Dichloroethane	ND	ug/L	0.50	1		10/09/20 10:51	107-06-2	
1,1-Dichloroethene	ND	ug/L	0.50	1		10/09/20 10:51	75-35-4	
cis-1,2-Dichloroethene	ND	ug/L	0.50	1		10/09/20 10:51	156-59-2	
trans-1,2-Dichloroethene	ND	ug/L	0.50	1		10/09/20 10:51	156-60-5	
1,2-Dichloropropane	ND	ug/L	0.50	1		10/09/20 10:51	78-87-5	
1,3-Dichloropropane	ND	ug/L	0.50	1		10/09/20 10:51	142-28-9	
2,2-Dichloropropane	ND	ug/L	0.50	1		10/09/20 10:51	594-20-7	

REPORT OF LABORATORY ANALYSIS

This report shall not be reproduced, except in full,
without the written consent of Pace Analytical Services, LLC.

Pace Analytical Services, LLC
9800 Kincey Ave. Suite 100
Huntersville, NC 28078
(704)875-9092

ANALYTICAL RESULTS

Project: Colonial Pipeline (10/7)
Pace Project No.: 92500608

Sample: EB-1-20201007 **Lab ID: 92499587019** Collected: 10/07/20 17:30 Received: 10/08/20 13:19 Matrix: Water

Parameters	Results	Units	Report Limit	DF	Prepared	Analyzed	CAS No.	Qual
6200B MSV	Analytical Method: SM 6200B Pace Analytical Services - Charlotte							
1,1-Dichloropropene	ND	ug/L	0.50	1		10/09/20 10:51	563-58-6	
cis-1,3-Dichloropropene	ND	ug/L	0.50	1		10/09/20 10:51	10061-01-5	
trans-1,3-Dichloropropene	ND	ug/L	0.50	1		10/09/20 10:51	10061-02-6	
Diisopropyl ether	ND	ug/L	0.50	1		10/09/20 10:51	108-20-3	
Ethylbenzene	ND	ug/L	0.50	1		10/09/20 10:51	100-41-4	
Hexachloro-1,3-butadiene	ND	ug/L	2.0	1		10/09/20 10:51	87-68-3	
Isopropylbenzene (Cumene)	ND	ug/L	0.50	1		10/09/20 10:51	98-82-8	
Methylene Chloride	ND	ug/L	2.0	1		10/09/20 10:51	75-09-2	
Methyl-tert-butyl ether	ND	ug/L	0.50	1		10/09/20 10:51	1634-04-4	
Naphthalene	ND	ug/L	2.0	1		10/09/20 10:51	91-20-3	
n-Propylbenzene	ND	ug/L	0.50	1		10/09/20 10:51	103-65-1	
Styrene	ND	ug/L	0.50	1		10/09/20 10:51	100-42-5	
1,1,1,2-Tetrachloroethane	ND	ug/L	0.50	1		10/09/20 10:51	630-20-6	
1,1,2,2-Tetrachloroethane	ND	ug/L	0.50	1		10/09/20 10:51	79-34-5	
Tetrachloroethene	ND	ug/L	0.50	1		10/09/20 10:51	127-18-4	
Toluene	ND	ug/L	0.50	1		10/09/20 10:51	108-88-3	
1,2,3-Trichlorobenzene	ND	ug/L	2.0	1		10/09/20 10:51	87-61-6	
1,2,4-Trichlorobenzene	ND	ug/L	2.0	1		10/09/20 10:51	120-82-1	
1,1,1-Trichloroethane	ND	ug/L	0.50	1		10/09/20 10:51	71-55-6	
1,1,2-Trichloroethane	ND	ug/L	0.50	1		10/09/20 10:51	79-00-5	
Trichloroethene	ND	ug/L	0.50	1		10/09/20 10:51	79-01-6	
Trichlorofluoromethane	ND	ug/L	1.0	1		10/09/20 10:51	75-69-4	
1,2,3-Trichloropropane	ND	ug/L	0.50	1		10/09/20 10:51	96-18-4	
1,2,4-Trimethylbenzene	ND	ug/L	0.50	1		10/09/20 10:51	95-63-6	
1,3,5-Trimethylbenzene	ND	ug/L	0.50	1		10/09/20 10:51	108-67-8	
Vinyl chloride	ND	ug/L	1.0	1		10/09/20 10:51	75-01-4	
m&p-Xylene	ND	ug/L	1.0	1		10/09/20 10:51	179601-23-1	
o-Xylene	ND	ug/L	0.50	1		10/09/20 10:51	95-47-6	
Surrogates								
1,2-Dichloroethane-d4 (S)	90	%	70-130	1		10/09/20 10:51	17060-07-0	
4-Bromofluorobenzene (S)	97	%	70-130	1		10/09/20 10:51	460-00-4	
Toluene-d8 (S)	76	%	70-130	1		10/09/20 10:51	2037-26-5	

REPORT OF LABORATORY ANALYSIS

This report shall not be reproduced, except in full,
without the written consent of Pace Analytical Services, LLC.

Pace Analytical Services, LLC
9800 Kincey Ave. Suite 100
Huntersville, NC 28078
(704)875-9092

ANALYTICAL RESULTS

Project: Colonial Pipeline (10/7)
Pace Project No.: 92500608

Sample: Trip Blank **Lab ID: 92499587020** Collected: 10/07/20 00:00 Received: 10/08/20 13:19 Matrix: Water

Parameters	Results	Units	Report Limit	DF	Prepared	Analyzed	CAS No.	Qual
6200B MSV	Analytical Method: SM 6200B Pace Analytical Services - Charlotte							
Benzene	ND	ug/L	0.50	1		10/09/20 11:09	71-43-2	
Bromobenzene	ND	ug/L	0.50	1		10/09/20 11:09	108-86-1	
Bromochloromethane	ND	ug/L	0.50	1		10/09/20 11:09	74-97-5	
Bromodichloromethane	ND	ug/L	0.50	1		10/09/20 11:09	75-27-4	
Bromoform	ND	ug/L	0.50	1		10/09/20 11:09	75-25-2	
Bromomethane	ND	ug/L	5.0	1		10/09/20 11:09	74-83-9	
n-Butylbenzene	ND	ug/L	0.50	1		10/09/20 11:09	104-51-8	
sec-Butylbenzene	ND	ug/L	0.50	1		10/09/20 11:09	135-98-8	
tert-Butylbenzene	ND	ug/L	0.50	1		10/09/20 11:09	98-06-6	
Carbon tetrachloride	ND	ug/L	0.50	1		10/09/20 11:09	56-23-5	
Chlorobenzene	ND	ug/L	0.50	1		10/09/20 11:09	108-90-7	
Chloroethane	ND	ug/L	1.0	1		10/09/20 11:09	75-00-3	
Chloroform	ND	ug/L	0.50	1		10/09/20 11:09	67-66-3	
Chloromethane	ND	ug/L	1.0	1		10/09/20 11:09	74-87-3	
2-Chlorotoluene	ND	ug/L	0.50	1		10/09/20 11:09	95-49-8	
4-Chlorotoluene	ND	ug/L	0.50	1		10/09/20 11:09	106-43-4	
1,2-Dibromo-3-chloropropane	ND	ug/L	1.0	1		10/09/20 11:09	96-12-8	
Dibromochloromethane	ND	ug/L	0.50	1		10/09/20 11:09	124-48-1	
1,2-Dibromoethane (EDB)	ND	ug/L	0.50	1		10/09/20 11:09	106-93-4	
Dibromomethane	ND	ug/L	0.50	1		10/09/20 11:09	74-95-3	
1,2-Dichlorobenzene	ND	ug/L	0.50	1		10/09/20 11:09	95-50-1	
1,3-Dichlorobenzene	ND	ug/L	0.50	1		10/09/20 11:09	541-73-1	
1,4-Dichlorobenzene	ND	ug/L	0.50	1		10/09/20 11:09	106-46-7	
Dichlorodifluoromethane	ND	ug/L	0.50	1		10/09/20 11:09	75-71-8	
1,1-Dichloroethane	ND	ug/L	0.50	1		10/09/20 11:09	75-34-3	
1,2-Dichloroethane	ND	ug/L	0.50	1		10/09/20 11:09	107-06-2	
1,1-Dichloroethene	ND	ug/L	0.50	1		10/09/20 11:09	75-35-4	
cis-1,2-Dichloroethene	ND	ug/L	0.50	1		10/09/20 11:09	156-59-2	
trans-1,2-Dichloroethene	ND	ug/L	0.50	1		10/09/20 11:09	156-60-5	
1,2-Dichloropropane	ND	ug/L	0.50	1		10/09/20 11:09	78-87-5	
1,3-Dichloropropane	ND	ug/L	0.50	1		10/09/20 11:09	142-28-9	
2,2-Dichloropropane	ND	ug/L	0.50	1		10/09/20 11:09	594-20-7	
1,1-Dichloropropene	ND	ug/L	0.50	1		10/09/20 11:09	563-58-6	
cis-1,3-Dichloropropene	ND	ug/L	0.50	1		10/09/20 11:09	10061-01-5	
trans-1,3-Dichloropropene	ND	ug/L	0.50	1		10/09/20 11:09	10061-02-6	
Diisopropyl ether	ND	ug/L	0.50	1		10/09/20 11:09	108-20-3	
Ethylbenzene	ND	ug/L	0.50	1		10/09/20 11:09	100-41-4	
Hexachloro-1,3-butadiene	ND	ug/L	2.0	1		10/09/20 11:09	87-68-3	
Isopropylbenzene (Cumene)	ND	ug/L	0.50	1		10/09/20 11:09	98-82-8	
Methylene Chloride	ND	ug/L	2.0	1		10/09/20 11:09	75-09-2	
Methyl-tert-butyl ether	ND	ug/L	0.50	1		10/09/20 11:09	1634-04-4	
Naphthalene	ND	ug/L	2.0	1		10/09/20 11:09	91-20-3	
n-Propylbenzene	ND	ug/L	0.50	1		10/09/20 11:09	103-65-1	
Styrene	ND	ug/L	0.50	1		10/09/20 11:09	100-42-5	
1,1,1,2-Tetrachloroethane	ND	ug/L	0.50	1		10/09/20 11:09	630-20-6	
1,1,2,2-Tetrachloroethane	ND	ug/L	0.50	1		10/09/20 11:09	79-34-5	

REPORT OF LABORATORY ANALYSIS

This report shall not be reproduced, except in full,
without the written consent of Pace Analytical Services, LLC.

Pace Analytical Services, LLC
9800 Kincey Ave. Suite 100
Huntersville, NC 28078
(704)875-9092

ANALYTICAL RESULTS

Project: Colonial Pipeline (10/7)
Pace Project No.: 92500608

Sample: Trip Blank **Lab ID: 92499587020** Collected: 10/07/20 00:00 Received: 10/08/20 13:19 Matrix: Water

Parameters	Results	Units	Report Limit	DF	Prepared	Analyzed	CAS No.	Qual
6200B MSV	Analytical Method: SM 6200B Pace Analytical Services - Charlotte							
Tetrachloroethene	ND	ug/L	0.50	1		10/09/20 11:09	127-18-4	
Toluene	ND	ug/L	0.50	1		10/09/20 11:09	108-88-3	
1,2,3-Trichlorobenzene	ND	ug/L	2.0	1		10/09/20 11:09	87-61-6	
1,2,4-Trichlorobenzene	ND	ug/L	2.0	1		10/09/20 11:09	120-82-1	
1,1,1-Trichloroethane	ND	ug/L	0.50	1		10/09/20 11:09	71-55-6	
1,1,2-Trichloroethane	ND	ug/L	0.50	1		10/09/20 11:09	79-00-5	
Trichloroethene	ND	ug/L	0.50	1		10/09/20 11:09	79-01-6	
Trichlorofluoromethane	ND	ug/L	1.0	1		10/09/20 11:09	75-69-4	
1,2,3-Trichloropropane	ND	ug/L	0.50	1		10/09/20 11:09	96-18-4	
1,2,4-Trimethylbenzene	ND	ug/L	0.50	1		10/09/20 11:09	95-63-6	
1,3,5-Trimethylbenzene	ND	ug/L	0.50	1		10/09/20 11:09	108-67-8	
Vinyl chloride	ND	ug/L	1.0	1		10/09/20 11:09	75-01-4	
m&p-Xylene	ND	ug/L	1.0	1		10/09/20 11:09	179601-23-1	
o-Xylene	ND	ug/L	0.50	1		10/09/20 11:09	95-47-6	
Surrogates								
1,2-Dichloroethane-d4 (S)	96	%	70-130	1		10/09/20 11:09	17060-07-0	
4-Bromofluorobenzene (S)	97	%	70-130	1		10/09/20 11:09	460-00-4	
Toluene-d8 (S)	78	%	70-130	1		10/09/20 11:09	2037-26-5	

REPORT OF LABORATORY ANALYSIS

This report shall not be reproduced, except in full,
without the written consent of Pace Analytical Services, LLC.

Pace Analytical Services, LLC
9800 Kincey Ave. Suite 100
Huntersville, NC 28078
(704)875-9092

QUALITY CONTROL DATA

Project: Colonial Pipeline (10/7)
Pace Project No.: 92500608

QC Batch: 1557268
QC Batch Method: MADEPV
Analysis Method: MADEP VPH
Analysis Description: MADEPV
Laboratory: Pace National - Mt. Juliet

Associated Lab Samples: 92499587006

METHOD BLANK: R3581002-2 Matrix: Water
Associated Lab Samples: 92499587006

Parameter	Units	Blank Result	Reporting Limit	Analyzed	Qualifiers
Aliphatic (C05-C08)	ug/L	ND	100	10/10/20 15:38	
Aliphatic (C09-C12)	ug/L	ND	100	10/10/20 15:38	
Aromatic (C09-C10),Unadjusted	ug/L	ND	100	10/10/20 15:38	
Total VPH	ug/L	ND	100	10/10/20 15:38	
2,5-Dibromotoluene (FID)	%	85.3	70.0-130	10/10/20 15:38	
2,5-Dibromotoluene (PID)	%	76.9	70.0-130	10/10/20 15:38	

LABORATORY CONTROL SAMPLE & LCSD: R3581002-1 R3581002-5

Parameter	Units	Spike Conc.	LCS Result	LCSD Result	LCS % Rec	LCSD % Rec	% Rec Limits	RPD	Max RPD	Qualifiers
Aliphatic (C05-C08)	ug/L	1200	1310	1260	109	105	70.0-130	3.89	25	
Aliphatic (C09-C12)	ug/L	1400	1600	1500	114	107	70.0-130	6.45	25	
Aromatic (C09-C10),Unadjusted	ug/L	200	198	187	99.0	93.5	70.0-130	5.71	25	
Total VPH	ug/L	2800	3110	2950	111	105	70.0-130	5.28	25	
2,5-Dibromotoluene (FID)	%				93.2	95.8	70.0-130			
2,5-Dibromotoluene (PID)	%				83.3	92.2	70.0-130			

MATRIX SPIKE & MATRIX SPIKE DUPLICATE: R3581002-3 R3581002-4

Parameter	Units	92499587011 Result	MS Spike Conc.	MSD Spike Conc.	MS Result	MSD Result	MS % Rec	MSD % Rec	% Rec Limits	RPD	Qual
Aliphatic (C05-C08)	ug/L	37.7	6000	4800	4970	3070	82.2	63.2	70.0-130	47.3	ML,R1
Aliphatic (C09-C12)	ug/L	44.4	7000	5600	8340	5780	119	102	70.0-130	36.3	R1
Aromatic (C09-C10),Unadjusted	ug/L	ND	1000	800	1050	910	105	114	70.0-130	14.3	
Total VPH	ug/L	82.1	14000	11200	14400	9760	102	86.4	70.0-130	38.4	R1
2,5-Dibromotoluene (FID)	%						101	102	70.0-130		
2,5-Dibromotoluene (PID)	%						87.3	87.6	70.0-130		

Results presented on this page are in the units indicated by the "Units" column except where an alternate unit is presented to the right of the result.

REPORT OF LABORATORY ANALYSIS

This report shall not be reproduced, except in full,
without the written consent of Pace Analytical Services, LLC.

Pace Analytical Services, LLC
9800 Kincey Ave. Suite 100
Huntersville, NC 28078
(704)875-9092

QUALITY CONTROL DATA

Project: Colonial Pipeline (10/7)
Pace Project No.: 92500608

QC Batch: 1557508 Analysis Method: MADEP VPH
QC Batch Method: MADEPV Analysis Description: MADEPV
Laboratory: Pace National - Mt. Juliet
Associated Lab Samples: 92499587015, 92499587016, 92499587018, 92499587019

METHOD BLANK: R3581331-3 Matrix: Water
Associated Lab Samples: 92499587015, 92499587016, 92499587018, 92499587019

Parameter	Units	Blank Result	Reporting Limit	Analyzed	Qualifiers
Aliphatic (C05-C08)	ug/L	ND	100	10/11/20 14:14	
Aliphatic (C09-C12)	ug/L	ND	100	10/11/20 14:14	
Aromatic (C09-C10),Unadjusted	ug/L	ND	100	10/11/20 14:14	
Total VPH	ug/L	ND	100	10/11/20 14:14	
2,5-Dibromotoluene (FID)	%	85.7	70.0-130	10/11/20 14:14	
2,5-Dibromotoluene (PID)	%	75.3	70.0-130	10/11/20 14:14	

LABORATORY CONTROL SAMPLE & LCSD: R3581331-1 R3581331-2

Parameter	Units	Spike Conc.	LCS Result	LCSD Result	LCS % Rec	LCSD % Rec	% Rec Limits	RPD	Max RPD	Qualifiers
Aliphatic (C05-C08)	ug/L	1200	1230	1220	103	102	70.0-130	0.816	25	
Aliphatic (C09-C12)	ug/L	1400	1450	1440	104	103	70.0-130	0.692	25	
Aromatic (C09-C10),Unadjusted	ug/L	200	224	220	112	110	70.0-130	1.80	25	
Total VPH	ug/L	2800	2900	2880	104	103	70.0-130	0.692	25	
2,5-Dibromotoluene (FID)	%				95.8	96.7	70.0-130			
2,5-Dibromotoluene (PID)	%				82.8	86.6	70.0-130			

Results presented on this page are in the units indicated by the "Units" column except where an alternate unit is presented to the right of the result.

REPORT OF LABORATORY ANALYSIS

This report shall not be reproduced, except in full,
without the written consent of Pace Analytical Services, LLC.

Pace Analytical Services, LLC
9800 Kincey Ave. Suite 100
Huntersville, NC 28078
(704)875-9092

QUALITY CONTROL DATA

Project: Colonial Pipeline (10/7)
Pace Project No.: 92500608

QC Batch: 572008 | Analysis Method: EPA 6010D
QC Batch Method: EPA 3010A | Analysis Description: 6010 MET
Laboratory: Pace Analytical Services - Asheville
Associated Lab Samples: 92499587006, 92499587015, 92499587016, 92499587018, 92499587019

METHOD BLANK: 3029862 Matrix: Water
Associated Lab Samples: 92499587006, 92499587015, 92499587016, 92499587018, 92499587019

Parameter	Units	Blank Result	Reporting Limit	Analyzed	Qualifiers
Lead	ug/L	ND	5.0	10/09/20 09:07	

LABORATORY CONTROL SAMPLE: 3029863

Parameter	Units	Spike Conc.	LCS Result	LCS % Rec	% Rec Limits	Qualifiers
Lead	ug/L	500	488	98	80-120	

MATRIX SPIKE & MATRIX SPIKE DUPLICATE: 3029864 3029865

Parameter	Units	92499587011 Result	MS Spike Conc.	MSD Spike Conc.	MS Result	MSD Result	MS % Rec	MSD % Rec	% Rec Limits	RPD	Qual
Lead	ug/L	ND	500	500	488	512	97	102	75-125	5	

Results presented on this page are in the units indicated by the "Units" column except where an alternate unit is presented to the right of the result.

REPORT OF LABORATORY ANALYSIS

This report shall not be reproduced, except in full,
without the written consent of Pace Analytical Services, LLC.

Pace Analytical Services, LLC
9800 Kincey Ave. Suite 100
Huntersville, NC 28078
(704)875-9092

QUALITY CONTROL DATA

Project: Colonial Pipeline (10/7)
Pace Project No.: 92500608

QC Batch: 572098
QC Batch Method: SM 6200B
Analysis Method: SM 6200B
Analysis Description: 6200B MSV
Laboratory: Pace Analytical Services - Charlotte
Associated Lab Samples: 92499587006, 92499587015, 92499587016

METHOD BLANK: 3030060 Matrix: Water
Associated Lab Samples: 92499587006, 92499587015, 92499587016

Parameter	Units	Blank Result	Reporting Limit	Analyzed	Qualifiers
1,1,1,2-Tetrachloroethane	ug/L	ND	0.50	10/09/20 09:26	
1,1,1-Trichloroethane	ug/L	ND	0.50	10/09/20 09:26	
1,1,2,2-Tetrachloroethane	ug/L	ND	0.50	10/09/20 09:26	
1,1,2-Trichloroethane	ug/L	ND	0.50	10/09/20 09:26	
1,1-Dichloroethane	ug/L	ND	0.50	10/09/20 09:26	
1,1-Dichloroethene	ug/L	ND	0.50	10/09/20 09:26	
1,1-Dichloropropene	ug/L	ND	0.50	10/09/20 09:26	
1,2,3-Trichlorobenzene	ug/L	ND	2.0	10/09/20 09:26	
1,2,3-Trichloropropane	ug/L	ND	0.50	10/09/20 09:26	
1,2,4-Trichlorobenzene	ug/L	ND	2.0	10/09/20 09:26	
1,2,4-Trimethylbenzene	ug/L	ND	0.50	10/09/20 09:26	
1,2-Dibromo-3-chloropropane	ug/L	ND	1.0	10/09/20 09:26	
1,2-Dibromoethane (EDB)	ug/L	ND	0.50	10/09/20 09:26	
1,2-Dichlorobenzene	ug/L	ND	0.50	10/09/20 09:26	
1,2-Dichloroethane	ug/L	ND	0.50	10/09/20 09:26	
1,2-Dichloropropane	ug/L	ND	0.50	10/09/20 09:26	
1,3,5-Trimethylbenzene	ug/L	ND	0.50	10/09/20 09:26	
1,3-Dichlorobenzene	ug/L	ND	0.50	10/09/20 09:26	
1,3-Dichloropropane	ug/L	ND	0.50	10/09/20 09:26	
1,4-Dichlorobenzene	ug/L	ND	0.50	10/09/20 09:26	
2,2-Dichloropropane	ug/L	ND	0.50	10/09/20 09:26	
2-Chlorotoluene	ug/L	ND	0.50	10/09/20 09:26	
4-Chlorotoluene	ug/L	ND	0.50	10/09/20 09:26	
Benzene	ug/L	ND	0.50	10/09/20 09:26	
Bromobenzene	ug/L	ND	0.50	10/09/20 09:26	
Bromochloromethane	ug/L	ND	0.50	10/09/20 09:26	
Bromodichloromethane	ug/L	ND	0.50	10/09/20 09:26	
Bromoform	ug/L	ND	0.50	10/09/20 09:26	
Bromomethane	ug/L	ND	5.0	10/09/20 09:26	
Carbon tetrachloride	ug/L	ND	0.50	10/09/20 09:26	
Chlorobenzene	ug/L	ND	0.50	10/09/20 09:26	
Chloroethane	ug/L	ND	1.0	10/09/20 09:26	
Chloroform	ug/L	ND	0.50	10/09/20 09:26	
Chloromethane	ug/L	ND	1.0	10/09/20 09:26	
cis-1,2-Dichloroethene	ug/L	ND	0.50	10/09/20 09:26	
cis-1,3-Dichloropropene	ug/L	ND	0.50	10/09/20 09:26	
Dibromochloromethane	ug/L	ND	0.50	10/09/20 09:26	
Dibromomethane	ug/L	ND	0.50	10/09/20 09:26	
Dichlorodifluoromethane	ug/L	ND	0.50	10/09/20 09:26	
Diisopropyl ether	ug/L	ND	0.50	10/09/20 09:26	

Results presented on this page are in the units indicated by the "Units" column except where an alternate unit is presented to the right of the result.

REPORT OF LABORATORY ANALYSIS

This report shall not be reproduced, except in full,
without the written consent of Pace Analytical Services, LLC.

Pace Analytical Services, LLC
9800 Kincey Ave. Suite 100
Huntersville, NC 28078
(704)875-9092

QUALITY CONTROL DATA

Project: Colonial Pipeline (10/7)
Pace Project No.: 92500608

METHOD BLANK: 3030060 Matrix: Water
Associated Lab Samples: 92499587006, 92499587015, 92499587016

Parameter	Units	Blank Result	Reporting Limit	Analyzed	Qualifiers
Ethylbenzene	ug/L	ND	0.50	10/09/20 09:26	
Hexachloro-1,3-butadiene	ug/L	ND	2.0	10/09/20 09:26	
Isopropylbenzene (Cumene)	ug/L	ND	0.50	10/09/20 09:26	
m&p-Xylene	ug/L	ND	1.0	10/09/20 09:26	
Methyl-tert-butyl ether	ug/L	ND	0.50	10/09/20 09:26	
Methylene Chloride	ug/L	ND	2.0	10/09/20 09:26	
n-Butylbenzene	ug/L	ND	0.50	10/09/20 09:26	
n-Propylbenzene	ug/L	ND	0.50	10/09/20 09:26	
Naphthalene	ug/L	ND	2.0	10/09/20 09:26	
o-Xylene	ug/L	ND	0.50	10/09/20 09:26	
sec-Butylbenzene	ug/L	ND	0.50	10/09/20 09:26	
Styrene	ug/L	ND	0.50	10/09/20 09:26	
tert-Butylbenzene	ug/L	ND	0.50	10/09/20 09:26	
Tetrachloroethene	ug/L	ND	0.50	10/09/20 09:26	
Toluene	ug/L	ND	0.50	10/09/20 09:26	
trans-1,2-Dichloroethene	ug/L	ND	0.50	10/09/20 09:26	
trans-1,3-Dichloropropene	ug/L	ND	0.50	10/09/20 09:26	
Trichloroethene	ug/L	ND	0.50	10/09/20 09:26	
Trichlorofluoromethane	ug/L	ND	1.0	10/09/20 09:26	
Vinyl chloride	ug/L	ND	1.0	10/09/20 09:26	
1,2-Dichloroethane-d4 (S)	%	96	70-130	10/09/20 09:26	
4-Bromofluorobenzene (S)	%	98	70-130	10/09/20 09:26	
Toluene-d8 (S)	%	103	70-130	10/09/20 09:26	

LABORATORY CONTROL SAMPLE: 3030061

Parameter	Units	Spike Conc.	LCS Result	LCS % Rec	% Rec Limits	Qualifiers
1,1,1,2-Tetrachloroethane	ug/L	50	50.7	101	60-140	
1,1,1-Trichloroethane	ug/L	50	51.7	103	60-140	
1,1,2,2-Tetrachloroethane	ug/L	50	52.7	105	60-140	
1,1,2-Trichloroethane	ug/L	50	51.3	103	60-140	
1,1-Dichloroethane	ug/L	50	52.7	105	60-140	
1,1-Dichloroethene	ug/L	50	53.2	106	60-140	
1,1-Dichloropropene	ug/L	50	57.5	115	60-140	
1,2,3-Trichlorobenzene	ug/L	50	51.6	103	60-140	
1,2,3-Trichloropropane	ug/L	50	52.0	104	60-140	
1,2,4-Trichlorobenzene	ug/L	50	50.9	102	60-140	
1,2,4-Trimethylbenzene	ug/L	50	50.1	100	60-140	
1,2-Dibromo-3-chloropropane	ug/L	50	51.9	104	60-140	
1,2-Dibromoethane (EDB)	ug/L	50	52.7	105	60-140	
1,2-Dichlorobenzene	ug/L	50	49.2	98	60-140	
1,2-Dichloroethane	ug/L	50	44.0	88	60-140	
1,2-Dichloropropane	ug/L	50	56.4	113	60-140	
1,3,5-Trimethylbenzene	ug/L	50	51.4	103	60-140	

Results presented on this page are in the units indicated by the "Units" column except where an alternate unit is presented to the right of the result.

REPORT OF LABORATORY ANALYSIS

This report shall not be reproduced, except in full,
without the written consent of Pace Analytical Services, LLC.

Pace Analytical Services, LLC
9800 Kincey Ave. Suite 100
Huntersville, NC 28078
(704)875-9092

QUALITY CONTROL DATA

Project: Colonial Pipeline (10/7)
Pace Project No.: 92500608

LABORATORY CONTROL SAMPLE: 3030061

Parameter	Units	Spike Conc.	LCS Result	LCS % Rec	% Rec Limits	Qualifiers
1,3-Dichlorobenzene	ug/L	50	48.8	98	60-140	
1,3-Dichloropropane	ug/L	50	55.0	110	60-140	
1,4-Dichlorobenzene	ug/L	50	49.2	98	60-140	
2,2-Dichloropropane	ug/L	50	58.3	117	60-140	
2-Chlorotoluene	ug/L	50	53.3	107	60-140	
4-Chlorotoluene	ug/L	50	51.1	102	60-140	
Benzene	ug/L	50	51.5	103	60-140	
Bromobenzene	ug/L	50	48.7	97	60-140	
Bromochloromethane	ug/L	50	51.6	103	60-140	
Bromodichloromethane	ug/L	50	45.6	91	60-140	
Bromoform	ug/L	50	38.4	77	60-140	
Bromomethane	ug/L	50	39.1	78	60-140	
Carbon tetrachloride	ug/L	50	45.3	91	60-140	
Chlorobenzene	ug/L	50	50.6	101	60-140	
Chloroethane	ug/L	50	51.1	102	60-140	
Chloroform	ug/L	50	50.6	101	60-140	
Chloromethane	ug/L	50	38.7	77	60-140	
cis-1,2-Dichloroethene	ug/L	50	50.7	101	60-140	
cis-1,3-Dichloropropene	ug/L	50	55.3	111	60-140	
Dibromochloromethane	ug/L	50	50.2	100	60-140	
Dibromomethane	ug/L	50	48.4	97	60-140	
Dichlorodifluoromethane	ug/L	50	39.6	79	60-140	
Diisopropyl ether	ug/L	50	51.2	102	60-140	
Ethylbenzene	ug/L	50	48.7	97	60-140	
Hexachloro-1,3-butadiene	ug/L	50	52.8	106	60-140	
Isopropylbenzene (Cumene)	ug/L	50	50.0	100	60-140	
m&p-Xylene	ug/L	100	99.5	99	60-140	
Methyl-tert-butyl ether	ug/L	50	53.7	107	60-140	
Methylene Chloride	ug/L	50	44.7	89	60-140	
n-Butylbenzene	ug/L	50	53.8	108	60-140	
n-Propylbenzene	ug/L	50	52.2	104	60-140	
Naphthalene	ug/L	50	52.8	106	60-140	
o-Xylene	ug/L	50	50.5	101	60-140	
sec-Butylbenzene	ug/L	50	51.7	103	60-140	
Styrene	ug/L	50	50.9	102	60-140	
tert-Butylbenzene	ug/L	50	44.9	90	60-140	
Tetrachloroethene	ug/L	50	47.7	95	60-140	
Toluene	ug/L	50	49.0	98	60-140	
trans-1,2-Dichloroethene	ug/L	50	53.1	106	60-140	
trans-1,3-Dichloropropene	ug/L	50	53.5	107	60-140	
Trichloroethene	ug/L	50	50.8	102	60-140	
Trichlorofluoromethane	ug/L	50	43.4	87	60-140	
Vinyl chloride	ug/L	50	43.5	87	60-140	
1,2-Dichloroethane-d4 (S)	%			90	70-130	
4-Bromofluorobenzene (S)	%			100	70-130	
Toluene-d8 (S)	%			99	70-130	

Results presented on this page are in the units indicated by the "Units" column except where an alternate unit is presented to the right of the result.

REPORT OF LABORATORY ANALYSIS

This report shall not be reproduced, except in full,
without the written consent of Pace Analytical Services, LLC.

Pace Analytical Services, LLC
9800 Kincey Ave. Suite 100
Huntersville, NC 28078
(704)875-9092

QUALITY CONTROL DATA

Project: Colonial Pipeline (10/7)
Pace Project No.: 92500608

MATRIX SPIKE & MATRIX SPIKE DUPLICATE: 3030062 3030063

Parameter	Units	92499587011 Result	MS Spike Conc.	MSD Spike Conc.	MS Result	MSD Result	MS % Rec	MSD % Rec	% Rec Limits	RPD	Qual
1,1,1,2-Tetrachloroethane	ug/L	ND	20	20	22.0	21.1	110	105	60-140	4	
1,1,1-Trichloroethane	ug/L	ND	20	20	18.6	18.5	93	92	60-140	1	
1,1,2,2-Tetrachloroethane	ug/L	ND	20	20	20.8	19.9	104	100	60-140	4	
1,1,2-Trichloroethane	ug/L	ND	20	20	18.7	15.5	93	78	60-140	19	
1,1-Dichloroethane	ug/L	ND	20	20	18.5	18.7	92	94	60-140	1	
1,1-Dichloroethene	ug/L	ND	20	20	21.0	21.4	105	107	60-140	2	
1,1-Dichloropropene	ug/L	ND	20	20	18.6	18.6	93	93	60-140	0	
1,2,3-Trichlorobenzene	ug/L	ND	20	20	21.1	20.8	106	104	60-140	2	
1,2,3-Trichloropropane	ug/L	ND	20	20	20.4	19.8	102	99	60-140	3	
1,2,4-Trichlorobenzene	ug/L	ND	20	20	21.4	20.9	107	105	60-140	2	
1,2,4-Trimethylbenzene	ug/L	1.4	20	20	23.0	21.8	108	102	60-140	6	
1,2-Dibromo-3-chloropropane	ug/L	ND	20	20	21.3	20.2	107	101	60-140	5	
1,2-Dibromoethane (EDB)	ug/L	ND	20	20	21.6	21.2	108	106	60-140	2	
1,2-Dichlorobenzene	ug/L	ND	20	20	21.1	20.7	106	104	60-140	2	
1,2-Dichloroethane	ug/L	ND	20	20	16.9	16.8	84	84	60-140	0	
1,2-Dichloropropane	ug/L	ND	20	20	19.8	18.5	99	92	60-140	7	
1,3,5-Trimethylbenzene	ug/L	ND	20	20	22.7	21.4	113	107	60-140	6	
1,3-Dichlorobenzene	ug/L	ND	20	20	21.1	20.5	106	102	60-140	3	
1,3-Dichloropropane	ug/L	ND	20	20	21.6	21.0	108	105	60-140	3	
1,4-Dichlorobenzene	ug/L	ND	20	20	20.9	20.9	104	104	60-140	0	
2,2-Dichloropropane	ug/L	ND	20	20	19.6	19.7	98	98	60-140	0	
2-Chlorotoluene	ug/L	ND	20	20	22.4	21.6	112	108	60-140	4	
4-Chlorotoluene	ug/L	ND	20	20	21.9	20.5	109	103	60-140	6	
Benzene	ug/L	1.0	20	20	21.3	21.3	101	102	60-140	0	
Bromobenzene	ug/L	ND	20	20	21.8	21.2	109	106	60-140	3	
Bromochloromethane	ug/L	ND	20	20	18.1	17.9	91	89	60-140	1	
Bromodichloromethane	ug/L	0.64	20	20	19.1	15.9	92	76	60-140	18	
Bromoform	ug/L	ND	20	20	18.6	18.7	93	94	60-140	1	
Bromomethane	ug/L	ND	20	20	16.4	17.8	82	89	60-140	8	
Carbon tetrachloride	ug/L	ND	20	20	20.2	20.9	101	105	60-140	3	
Chlorobenzene	ug/L	ND	20	20	21.9	21.4	110	107	60-140	3	
Chloroethane	ug/L	ND	20	20	18.7	18.6	94	93	60-140	1	
Chloroform	ug/L	15.8	20	20	32.1	31.4	81	78	60-140	2	
Chloromethane	ug/L	ND	20	20	14.6	14.8	73	74	60-140	2	
cis-1,2-Dichloroethene	ug/L	ND	20	20	17.4	17.2	87	86	60-140	1	
cis-1,3-Dichloropropene	ug/L	ND	20	20	19.7	16.2	98	81	60-140	19	
Dibromochloromethane	ug/L	ND	20	20	21.5	20.7	108	104	60-140	4	
Dibromomethane	ug/L	ND	20	20	20.0	18.9	100	94	60-140	6	
Dichlorodifluoromethane	ug/L	ND	20	20	14.8	14.8	74	74	60-140	0	
Diisopropyl ether	ug/L	ND	20	20	16.5	16.4	83	82	60-140	1	
Ethylbenzene	ug/L	0.88	20	20	22.6	21.8	109	104	60-140	4	
Hexachloro-1,3-butadiene	ug/L	ND	20	20	23.8	23.6	119	118	60-140	1	
Isopropylbenzene (Cumene)	ug/L	ND	20	20	22.3	21.5	112	108	60-140	4	
m&p-Xylene	ug/L	6.7	40	40	51.6	49.9	112	108	60-140	3	
Methyl-tert-butyl ether	ug/L	ND	20	20	16.8	16.6	84	83	60-140	1	
Methylene Chloride	ug/L	ND	20	20	17.3	18.0	87	90	60-140	4	

Results presented on this page are in the units indicated by the "Units" column except where an alternate unit is presented to the right of the result.

REPORT OF LABORATORY ANALYSIS

This report shall not be reproduced, except in full,
without the written consent of Pace Analytical Services, LLC.

Pace Analytical Services, LLC
9800 Kincey Ave. Suite 100
Huntersville, NC 28078
(704)875-9092

QUALITY CONTROL DATA

Project: Colonial Pipeline (10/7)
Pace Project No.: 92500608

MATRIX SPIKE & MATRIX SPIKE DUPLICATE: 3030062 3030063

Parameter	Units	92499587011 Result	MS Spike Conc.	MSD Spike Conc.	MS Result	MSD Result	MS % Rec	MSD % Rec	% Rec Limits	RPD	Qual
n-Butylbenzene	ug/L	ND	20	20	21.7	21.1	108	105	60-140	3	
n-Propylbenzene	ug/L	ND	20	20	22.8	21.2	114	106	60-140	7	
Naphthalene	ug/L	ND	20	20	20.9	20.2	103	99	60-140	3	
o-Xylene	ug/L	3.7	20	20	25.3	24.6	108	105	60-140	3	
sec-Butylbenzene	ug/L	ND	20	20	22.6	21.2	113	106	60-140	6	
Styrene	ug/L	ND	20	20	21.2	21.1	106	106	60-140	0	
tert-Butylbenzene	ug/L	ND	20	20	19.8	18.8	99	94	60-140	5	
Tetrachloroethene	ug/L	ND	20	20	20.6	21.1	103	106	60-140	3	
Toluene	ug/L	6.2	20	20	25.1	20.7	95	72	60-140	19	
trans-1,2-Dichloroethene	ug/L	ND	20	20	19.0	19.1	95	95	60-140	0	
trans-1,3-Dichloropropene	ug/L	ND	20	20	18.8	15.6	94	78	60-140	19	
Trichloroethene	ug/L	ND	20	20	20.7	20.5	104	103	60-140	1	
Trichlorofluoromethane	ug/L	ND	20	20	17.5	17.8	88	89	60-140	1	
Vinyl chloride	ug/L	ND	20	20	16.9	16.8	84	84	60-140	1	
1,2-Dichloroethane-d4 (S)	%						92	96	70-130		
4-Bromofluorobenzene (S)	%						98	97	70-130		
Toluene-d8 (S)	%						94	79	70-130		

Results presented on this page are in the units indicated by the "Units" column except where an alternate unit is presented to the right of the result.

REPORT OF LABORATORY ANALYSIS

This report shall not be reproduced, except in full,
without the written consent of Pace Analytical Services, LLC.

Pace Analytical Services, LLC
9800 Kincey Ave. Suite 100
Huntersville, NC 28078
(704)875-9092

QUALITY CONTROL DATA

Project: Colonial Pipeline (10/7)
Pace Project No.: 92500608

QC Batch: 572111
QC Batch Method: SM 6200B
Analysis Method: SM 6200B
Analysis Description: 6200B MSV
Laboratory: Pace Analytical Services - Charlotte
Associated Lab Samples: 92499587018, 92499587019, 92499587020

METHOD BLANK: 3030108 Matrix: Water
Associated Lab Samples: 92499587018, 92499587019, 92499587020

Parameter	Units	Blank Result	Reporting Limit	Analyzed	Qualifiers
1,1,1,2-Tetrachloroethane	ug/L	ND	0.50	10/09/20 10:15	
1,1,1-Trichloroethane	ug/L	ND	0.50	10/09/20 10:15	
1,1,2,2-Tetrachloroethane	ug/L	ND	0.50	10/09/20 10:15	
1,1,2-Trichloroethane	ug/L	ND	0.50	10/09/20 10:15	
1,1-Dichloroethane	ug/L	ND	0.50	10/09/20 10:15	
1,1-Dichloroethene	ug/L	ND	0.50	10/09/20 10:15	
1,1-Dichloropropene	ug/L	ND	0.50	10/09/20 10:15	
1,2,3-Trichlorobenzene	ug/L	ND	2.0	10/09/20 10:15	
1,2,3-Trichloropropane	ug/L	ND	0.50	10/09/20 10:15	
1,2,4-Trichlorobenzene	ug/L	ND	2.0	10/09/20 10:15	
1,2,4-Trimethylbenzene	ug/L	ND	0.50	10/09/20 10:15	
1,2-Dibromo-3-chloropropane	ug/L	ND	1.0	10/09/20 10:15	
1,2-Dibromoethane (EDB)	ug/L	ND	0.50	10/09/20 10:15	
1,2-Dichlorobenzene	ug/L	ND	0.50	10/09/20 10:15	
1,2-Dichloroethane	ug/L	ND	0.50	10/09/20 10:15	
1,2-Dichloropropane	ug/L	ND	0.50	10/09/20 10:15	
1,3,5-Trimethylbenzene	ug/L	ND	0.50	10/09/20 10:15	
1,3-Dichlorobenzene	ug/L	ND	0.50	10/09/20 10:15	
1,3-Dichloropropane	ug/L	ND	0.50	10/09/20 10:15	
1,4-Dichlorobenzene	ug/L	ND	0.50	10/09/20 10:15	
2,2-Dichloropropane	ug/L	ND	0.50	10/09/20 10:15	
2-Chlorotoluene	ug/L	ND	0.50	10/09/20 10:15	
4-Chlorotoluene	ug/L	ND	0.50	10/09/20 10:15	
Benzene	ug/L	ND	0.50	10/09/20 10:15	
Bromobenzene	ug/L	ND	0.50	10/09/20 10:15	
Bromochloromethane	ug/L	ND	0.50	10/09/20 10:15	
Bromodichloromethane	ug/L	ND	0.50	10/09/20 10:15	
Bromoform	ug/L	ND	0.50	10/09/20 10:15	
Bromomethane	ug/L	ND	5.0	10/09/20 10:15	
Carbon tetrachloride	ug/L	ND	0.50	10/09/20 10:15	
Chlorobenzene	ug/L	ND	0.50	10/09/20 10:15	
Chloroethane	ug/L	ND	1.0	10/09/20 10:15	
Chloroform	ug/L	ND	0.50	10/09/20 10:15	
Chloromethane	ug/L	ND	1.0	10/09/20 10:15	
cis-1,2-Dichloroethene	ug/L	ND	0.50	10/09/20 10:15	
cis-1,3-Dichloropropene	ug/L	ND	0.50	10/09/20 10:15	
Dibromochloromethane	ug/L	ND	0.50	10/09/20 10:15	
Dibromomethane	ug/L	ND	0.50	10/09/20 10:15	
Dichlorodifluoromethane	ug/L	ND	0.50	10/09/20 10:15	
Diisopropyl ether	ug/L	ND	0.50	10/09/20 10:15	

Results presented on this page are in the units indicated by the "Units" column except where an alternate unit is presented to the right of the result.

REPORT OF LABORATORY ANALYSIS

This report shall not be reproduced, except in full,
without the written consent of Pace Analytical Services, LLC.

Pace Analytical Services, LLC
9800 Kincey Ave. Suite 100
Huntersville, NC 28078
(704)875-9092

QUALITY CONTROL DATA

Project: Colonial Pipeline (10/7)
Pace Project No.: 92500608

METHOD BLANK: 3030108 Matrix: Water
Associated Lab Samples: 92499587018, 92499587019, 92499587020

Parameter	Units	Blank Result	Reporting Limit	Analyzed	Qualifiers
Ethylbenzene	ug/L	ND	0.50	10/09/20 10:15	
Hexachloro-1,3-butadiene	ug/L	ND	2.0	10/09/20 10:15	
Isopropylbenzene (Cumene)	ug/L	ND	0.50	10/09/20 10:15	
m&p-Xylene	ug/L	ND	1.0	10/09/20 10:15	
Methyl-tert-butyl ether	ug/L	ND	0.50	10/09/20 10:15	
Methylene Chloride	ug/L	ND	2.0	10/09/20 10:15	
n-Butylbenzene	ug/L	ND	0.50	10/09/20 10:15	
n-Propylbenzene	ug/L	ND	0.50	10/09/20 10:15	
Naphthalene	ug/L	ND	2.0	10/09/20 10:15	
o-Xylene	ug/L	ND	0.50	10/09/20 10:15	
sec-Butylbenzene	ug/L	ND	0.50	10/09/20 10:15	
Styrene	ug/L	ND	0.50	10/09/20 10:15	
tert-Butylbenzene	ug/L	ND	0.50	10/09/20 10:15	
Tetrachloroethene	ug/L	ND	0.50	10/09/20 10:15	
Toluene	ug/L	ND	0.50	10/09/20 10:15	
trans-1,2-Dichloroethene	ug/L	ND	0.50	10/09/20 10:15	
trans-1,3-Dichloropropene	ug/L	ND	0.50	10/09/20 10:15	
Trichloroethene	ug/L	ND	0.50	10/09/20 10:15	
Trichlorofluoromethane	ug/L	ND	1.0	10/09/20 10:15	
Vinyl chloride	ug/L	ND	1.0	10/09/20 10:15	
1,2-Dichloroethane-d4 (S)	%	86	70-130	10/09/20 10:15	
4-Bromofluorobenzene (S)	%	97	70-130	10/09/20 10:15	
Toluene-d8 (S)	%	96	70-130	10/09/20 10:15	

LABORATORY CONTROL SAMPLE: 3030109

Parameter	Units	Spike Conc.	LCS Result	LCS % Rec	% Rec Limits	Qualifiers
1,1,1,2-Tetrachloroethane	ug/L	50	50.7	101	60-140	
1,1,1-Trichloroethane	ug/L	50	43.1	86	60-140	
1,1,2,2-Tetrachloroethane	ug/L	50	50.7	101	60-140	
1,1,2-Trichloroethane	ug/L	50	45.5	91	60-140	
1,1-Dichloroethane	ug/L	50	41.1	82	60-140	
1,1-Dichloroethene	ug/L	50	42.6	85	60-140	
1,1-Dichloropropene	ug/L	50	43.0	86	60-140	
1,2,3-Trichlorobenzene	ug/L	50	51.5	103	60-140	
1,2,3-Trichloropropane	ug/L	50	52.0	104	60-140	
1,2,4-Trichlorobenzene	ug/L	50	52.3	105	60-140	
1,2,4-Trimethylbenzene	ug/L	50	47.5	95	60-140	
1,2-Dibromo-3-chloropropane	ug/L	50	52.2	104	60-140	
1,2-Dibromoethane (EDB)	ug/L	50	50.2	100	60-140	
1,2-Dichlorobenzene	ug/L	50	50.4	101	60-140	
1,2-Dichloroethane	ug/L	50	39.6	79	60-140	
1,2-Dichloropropane	ug/L	50	46.4	93	60-140	
1,3,5-Trimethylbenzene	ug/L	50	48.3	97	60-140	

Results presented on this page are in the units indicated by the "Units" column except where an alternate unit is presented to the right of the result.

REPORT OF LABORATORY ANALYSIS

This report shall not be reproduced, except in full,
without the written consent of Pace Analytical Services, LLC.

Pace Analytical Services, LLC
9800 Kincey Ave. Suite 100
Huntersville, NC 28078
(704)875-9092

QUALITY CONTROL DATA

Project: Colonial Pipeline (10/7)
Pace Project No.: 92500608

LABORATORY CONTROL SAMPLE: 3030109

Parameter	Units	Spike Conc.	LCS Result	LCS % Rec	% Rec Limits	Qualifiers
1,3-Dichlorobenzene	ug/L	50	48.8	98	60-140	
1,3-Dichloropropane	ug/L	50	49.7	99	60-140	
1,4-Dichlorobenzene	ug/L	50	49.4	99	60-140	
2,2-Dichloropropane	ug/L	50	44.9	90	60-140	
2-Chlorotoluene	ug/L	50	50.8	102	60-140	
4-Chlorotoluene	ug/L	50	48.6	97	60-140	
Benzene	ug/L	50	46.6	93	60-140	
Bromobenzene	ug/L	50	47.6	95	60-140	
Bromochloromethane	ug/L	50	41.8	84	60-140	
Bromodichloromethane	ug/L	50	44.5	89	60-140	
Bromoform	ug/L	50	47.6	95	60-140	
Bromomethane	ug/L	50	34.4	69	60-140	
Carbon tetrachloride	ug/L	50	46.0	92	60-140	
Chlorobenzene	ug/L	50	50.0	100	60-140	
Chloroethane	ug/L	50	30.1	60	60-140	
Chloroform	ug/L	50	44.3	89	60-140	
Chloromethane	ug/L	50	31.9	64	60-140	
cis-1,2-Dichloroethene	ug/L	50	39.1	78	60-140	
cis-1,3-Dichloropropene	ug/L	50	48.3	97	60-140	
Dibromochloromethane	ug/L	50	50.1	100	60-140	
Dibromomethane	ug/L	50	46.3	93	60-140	
Dichlorodifluoromethane	ug/L	50	32.6	65	60-140	
Diisopropyl ether	ug/L	50	37.2	74	60-140	
Ethylbenzene	ug/L	50	49.2	98	60-140	
Hexachloro-1,3-butadiene	ug/L	50	52.6	105	60-140	
Isopropylbenzene (Cumene)	ug/L	50	50.6	101	60-140	
m&p-Xylene	ug/L	100	101	101	60-140	
Methyl-tert-butyl ether	ug/L	50	39.6	79	60-140	
Methylene Chloride	ug/L	50	38.4	77	60-140	
n-Butylbenzene	ug/L	50	51.2	102	60-140	
n-Propylbenzene	ug/L	50	48.6	97	60-140	
Naphthalene	ug/L	50	52.7	105	60-140	
o-Xylene	ug/L	50	49.4	99	60-140	
sec-Butylbenzene	ug/L	50	48.9	98	60-140	
Styrene	ug/L	50	51.2	102	60-140	
tert-Butylbenzene	ug/L	50	41.9	84	60-140	
Tetrachloroethene	ug/L	50	46.1	92	60-140	
Toluene	ug/L	50	45.9	92	60-140	
trans-1,2-Dichloroethene	ug/L	50	41.0	82	60-140	
trans-1,3-Dichloropropene	ug/L	50	47.6	95	60-140	
Trichloroethene	ug/L	50	46.6	93	60-140	
Trichlorofluoromethane	ug/L	50	34.0	68	60-140	
Vinyl chloride	ug/L	50	35.8	72	60-140	
1,2-Dichloroethane-d4 (S)	%			86	70-130	
4-Bromofluorobenzene (S)	%			103	70-130	
Toluene-d8 (S)	%			97	70-130	

Results presented on this page are in the units indicated by the "Units" column except where an alternate unit is presented to the right of the result.

REPORT OF LABORATORY ANALYSIS

This report shall not be reproduced, except in full,
without the written consent of Pace Analytical Services, LLC.

Pace Analytical Services, LLC
9800 Kincey Ave. Suite 100
Huntersville, NC 28078
(704)875-9092

QUALITY CONTROL DATA

Project: Colonial Pipeline (10/7)
Pace Project No.: 92500608

MATRIX SPIKE & MATRIX SPIKE DUPLICATE: 3030110 3030111

Parameter	Units	92499587017 Result	MS Spike Conc.	MSD Spike Conc.	MS Result	MSD Result	MS % Rec	MSD % Rec	% Rec Limits	RPD	Qual
1,1,1,2-Tetrachloroethane	ug/L	ND	20	20	21.0	21.0	105	105	60-140	0	
1,1,1-Trichloroethane	ug/L	ND	20	20	18.8	18.8	94	94	60-140	0	
1,1,2,2-Tetrachloroethane	ug/L	ND	20	20	19.8	20.4	99	102	60-140	3	
1,1,2-Trichloroethane	ug/L	ND	20	20	14.8	18.2	74	91	60-140	21	
1,1-Dichloroethane	ug/L	ND	20	20	18.4	18.3	92	91	60-140	1	
1,1-Dichloroethene	ug/L	ND	20	20	20.5	20.9	102	104	60-140	2	
1,1-Dichloropropene	ug/L	ND	20	20	18.7	18.3	94	92	60-140	2	
1,2,3-Trichlorobenzene	ug/L	ND	20	20	18.4	19.8	92	99	60-140	7	
1,2,3-Trichloropropane	ug/L	ND	20	20	19.4	20.7	97	104	60-140	7	
1,2,4-Trichlorobenzene	ug/L	ND	20	20	18.9	20.2	94	101	60-140	7	
1,2,4-Trimethylbenzene	ug/L	ND	20	20	19.5	20.6	98	103	60-140	5	
1,2-Dibromo-3-chloropropane	ug/L	ND	20	20	19.6	20.1	98	100	60-140	2	
1,2-Dibromoethane (EDB)	ug/L	ND	20	20	21.0	21.0	105	105	60-140	0	
1,2-Dichlorobenzene	ug/L	ND	20	20	19.6	20.6	98	103	60-140	5	
1,2-Dichloroethane	ug/L	ND	20	20	16.9	17.0	85	85	60-140	1	
1,2-Dichloropropane	ug/L	ND	20	20	19.4	19.6	97	98	60-140	1	
1,3,5-Trimethylbenzene	ug/L	ND	20	20	20.2	21.4	101	107	60-140	6	
1,3-Dichlorobenzene	ug/L	ND	20	20	19.5	20.3	97	101	60-140	4	
1,3-Dichloropropane	ug/L	ND	20	20	21.1	21.4	105	107	60-140	2	
1,4-Dichlorobenzene	ug/L	ND	20	20	19.5	20.8	98	104	60-140	6	
2,2-Dichloropropane	ug/L	ND	20	20	19.2	19.1	96	95	60-140	1	
2-Chlorotoluene	ug/L	ND	20	20	21.4	22.2	107	111	60-140	4	
4-Chlorotoluene	ug/L	ND	20	20	19.7	20.7	98	104	60-140	5	
Benzene	ug/L	ND	20	20	19.7	19.9	99	99	60-140	1	
Bromobenzene	ug/L	ND	20	20	20.6	21.2	103	106	60-140	3	
Bromochloromethane	ug/L	ND	20	20	17.5	17.6	87	88	60-140	1	
Bromodichloromethane	ug/L	4.1	20	20	22.3	22.9	91	94	60-140	3	
Bromoform	ug/L	ND	20	20	18.5	17.7	93	88	60-140	5	
Bromomethane	ug/L	ND	20	20	11.8	15.4	59	77	60-140	26	M1
Carbon tetrachloride	ug/L	ND	20	20	20.2	19.8	101	99	60-140	2	
Chlorobenzene	ug/L	ND	20	20	21.3	21.2	106	106	60-140	1	
Chloroethane	ug/L	ND	20	20	19.1	18.4	96	92	60-140	4	
Chloroform	ug/L	15.2	20	20	33.9	34.5	94	96	60-140	2	
Chloromethane	ug/L	ND	20	20	13.8	13.3	69	66	60-140	4	
cis-1,2-Dichloroethene	ug/L	ND	20	20	17.2	17.2	86	86	60-140	0	
cis-1,3-Dichloropropene	ug/L	ND	20	20	18.8	19.5	94	98	60-140	4	
Dibromochloromethane	ug/L	1.3	20	20	22.4	22.4	106	105	60-140	0	
Dibromomethane	ug/L	ND	20	20	19.2	19.4	96	97	60-140	1	
Dichlorodifluoromethane	ug/L	ND	20	20	14.0	13.6	70	68	60-140	2	
Diisopropyl ether	ug/L	ND	20	20	16.4	16.2	82	81	60-140	1	
Ethylbenzene	ug/L	ND	20	20	20.7	20.9	104	105	60-140	1	
Hexachloro-1,3-butadiene	ug/L	ND	20	20	21.3	21.6	107	108	60-140	2	
Isopropylbenzene (Cumene)	ug/L	ND	20	20	21.1	21.3	106	107	60-140	1	
m&p-Xylene	ug/L	ND	40	40	42.7	42.7	107	107	60-140	0	
Methyl-tert-butyl ether	ug/L	ND	20	20	16.7	16.8	83	84	60-140	1	
Methylene Chloride	ug/L	ND	20	20	17.3	17.8	86	89	60-140	3	

Results presented on this page are in the units indicated by the "Units" column except where an alternate unit is presented to the right of the result.

REPORT OF LABORATORY ANALYSIS

This report shall not be reproduced, except in full,
without the written consent of Pace Analytical Services, LLC.

Pace Analytical Services, LLC
9800 Kincey Ave. Suite 100
Huntersville, NC 28078
(704)875-9092

QUALITY CONTROL DATA

Project: Colonial Pipeline (10/7)
Pace Project No.: 92500608

MATRIX SPIKE & MATRIX SPIKE DUPLICATE: 3030110 3030111

Parameter	Units	92499587017 Result	MS Spike Conc.	MSD Spike Conc.	MS Result	MSD Result	MS % Rec	MSD % Rec	% Rec Limits	RPD	Qual
n-Butylbenzene	ug/L	ND	20	20	19.6	20.9	98	105	60-140	7	
n-Propylbenzene	ug/L	ND	20	20	20.2	21.7	101	109	60-140	7	
Naphthalene	ug/L	ND	20	20	17.6	19.4	88	97	60-140	10	
o-Xylene	ug/L	ND	20	20	21.1	21.1	105	105	60-140	0	
sec-Butylbenzene	ug/L	ND	20	20	20.2	21.7	101	109	60-140	7	
Styrene	ug/L	ND	20	20	20.2	20.4	101	102	60-140	1	
tert-Butylbenzene	ug/L	ND	20	20	17.9	18.9	90	95	60-140	5	
Tetrachloroethene	ug/L	ND	20	20	21.6	19.9	108	100	60-140	8	
Toluene	ug/L	ND	20	20	18.7	19.4	92	95	60-140	4	
trans-1,2-Dichloroethene	ug/L	ND	20	20	18.7	18.8	94	94	60-140	0	
trans-1,3-Dichloropropene	ug/L	ND	20	20	14.5	18.9	73	94	60-140	26	
Trichloroethene	ug/L	ND	20	20	19.9	20.3	100	101	60-140	2	
Trichlorofluoromethane	ug/L	ND	20	20	17.4	17.5	87	88	60-140	1	
Vinyl chloride	ug/L	ND	20	20	16.3	15.9	81	79	60-140	2	
1,2-Dichloroethane-d4 (S)	%						89	97	70-130		
4-Bromofluorobenzene (S)	%						97	98	70-130		
Toluene-d8 (S)	%						91	95	70-130		

Results presented on this page are in the units indicated by the "Units" column except where an alternate unit is presented to the right of the result.

REPORT OF LABORATORY ANALYSIS

This report shall not be reproduced, except in full,
without the written consent of Pace Analytical Services, LLC.

Pace Analytical Services, LLC
9800 Kincey Ave. Suite 100
Huntersville, NC 28078
(704)875-9092

QUALITY CONTROL DATA

Project: Colonial Pipeline (10/7)
Pace Project No.: 92500608

QC Batch: 572052
QC Batch Method: EPA 504.1
Analysis Method: EPA 504.1
Analysis Description: GCS 504 EDB DBCP
Laboratory: Pace Analytical Services - Charlotte
Associated Lab Samples: 92499587015, 92499587016

METHOD BLANK: 3029988 Matrix: Water
Associated Lab Samples: 92499587015, 92499587016

Parameter	Units	Blank Result	Reporting Limit	Analyzed	Qualifiers
1,2-Dibromoethane (EDB)	ug/L	ND	0.020	10/10/20 00:35	
1-Chloro-2-bromopropane (S)	%	94	70-130	10/10/20 00:35	

LABORATORY CONTROL SAMPLE & LCSD: 3029989 3029990

Parameter	Units	Spike Conc.	LCS Result	LCSD Result	LCS % Rec	LCSD % Rec	% Rec Limits	RPD	Max RPD	Qualifiers
1,2-Dibromoethane (EDB)	ug/L	0.25	0.23	0.24	92	98	70-130	6	20	
1-Chloro-2-bromopropane (S)	%				90	93	70-130			

MATRIX SPIKE & MATRIX SPIKE DUPLICATE: 3029992 3029993

Parameter	Units	92499587016 Result	MS Spike Conc.	MSD Spike Conc.	MS Result	MSD Result	MS % Rec	MSD % Rec	% Rec Limits	RPD	Qual
1,2-Dibromoethane (EDB)	ug/L	ND	0.25	0.25	0.23	0.24	93	95	65-135	1	
1-Chloro-2-bromopropane (S)	%						91	92	70-130		

SAMPLE DUPLICATE: 3029991

Parameter	Units	92499587015 Result	Dup Result	RPD	Qualifiers
1,2-Dibromoethane (EDB)	ug/L	ND	ND		
1-Chloro-2-bromopropane (S)	%	92	90		

Results presented on this page are in the units indicated by the "Units" column except where an alternate unit is presented to the right of the result.

REPORT OF LABORATORY ANALYSIS

This report shall not be reproduced, except in full,
without the written consent of Pace Analytical Services, LLC.

Pace Analytical Services, LLC
9800 Kincey Ave. Suite 100
Huntersville, NC 28078
(704)875-9092

QUALIFIERS

Project: Colonial Pipeline (10/7)
Pace Project No.: 92500608

DEFINITIONS

DF - Dilution Factor, if reported, represents the factor applied to the reported data due to dilution of the sample aliquot.

ND - Not Detected at or above adjusted reporting limit.

TNTC - Too Numerous To Count

J - Estimated concentration above the adjusted method detection limit and below the adjusted reporting limit.

MDL - Adjusted Method Detection Limit.

PQL - Practical Quantitation Limit.

RL - Reporting Limit - The lowest concentration value that meets project requirements for quantitative data with known precision and bias for a specific analyte in a specific matrix.

S - Surrogate

1,2-Diphenylhydrazine decomposes to and cannot be separated from Azobenzene using Method 8270. The result for each analyte is a combined concentration.

Consistent with EPA guidelines, unrounded data are displayed and have been used to calculate % recovery and RPD values.

LCS(D) - Laboratory Control Sample (Duplicate)

MS(D) - Matrix Spike (Duplicate)

DUP - Sample Duplicate

RPD - Relative Percent Difference

NC - Not Calculable.

SG - Silica Gel - Clean-Up

U - Indicates the compound was analyzed for, but not detected.

Acid preservation may not be appropriate for 2 Chloroethylvinyl ether.

A separate vial preserved to a pH of 4-5 is recommended in SW846 Chapter 4 for the analysis of Acrolein and Acrylonitrile by EPA Method 8260.

N-Nitrosodiphenylamine decomposes and cannot be separated from Diphenylamine using Method 8270. The result reported for each analyte is a combined concentration.

Pace Analytical is TNI accredited. Contact your Pace PM for the current list of accredited analytes.

TNI - The NELAC Institute.

ANALYTE QUALIFIERS

M1	Matrix spike recovery exceeded QC limits. Batch accepted based on laboratory control sample (LCS) recovery.
ML	Matrix spike recovery and/or matrix spike duplicate recovery was below laboratory control limits. Result may be biased low.
R1	RPD value was outside control limits.

This report shall not be reproduced, except in full,
without the written consent of Pace Analytical Services, LLC.

Pace Analytical Services, LLC
9800 Kincey Ave. Suite 100
Huntersville, NC 28078
(704)875-9092

QUALITY CONTROL DATA CROSS REFERENCE TABLE

Project: Colonial Pipeline (10/7)
Pace Project No.: 92500608

Lab ID	Sample ID	QC Batch Method	QC Batch	Analytical Method	Analytical Batch
92499587015	**MW-58**	EPA 504.1	572052	EPA 504.1	572241
92499587016	**MW-59**	EPA 504.1	572052	EPA 504.1	572241
92499587006	**MW-22**	MADEPV	1557268	MADEP VPH	1557268
92499587015	**MW-58**	MADEPV	1557508	MADEP VPH	1557508
92499587016	**MW-59**	MADEPV	1557508	MADEP VPH	1557508
92499587018	**FB-1-20201007**	MADEPV	1557508	MADEP VPH	1557508
92499587019	**EB-1-20201007**	MADEPV	1557508	MADEP VPH	1557508
92499587006	**MW-22**	EPA 3010A	572008	EPA 6010D	572042
92499587015	**MW-58**	EPA 3010A	572008	EPA 6010D	572042
92499587016	**MW-59**	EPA 3010A	572008	EPA 6010D	572042
92499587018	**FB-1-20201007**	EPA 3010A	572008	EPA 6010D	572042
92499587019	**EB-1-20201007**	EPA 3010A	572008	EPA 6010D	572042
92499587006	**MW-22**	SM 6200B	572098		
92499587015	**MW-58**	SM 6200B	572098		
92499587016	**MW-59**	SM 6200B	572098		
92499587018	**FB-1-20201007**	SM 6200B	572111		
92499587019	**EB-1-20201007**	SM 6200B	572111		
92499587020	**Trip Blank**	SM 6200B	572111		

This report shall not be reproduced, except in full,
without the written consent of Pace Analytical Services, LLC.

Pace Analytical
WWW.PACELABS.COM

CHAIN-OF-CUSTODY / Analytical Request Document

The Chain-of-Custody is a LEGAL DOCUMENT. All relevant fields must be completed accurately.

Page : 1 Of 2

Section A Required Client Information:		Section B Required Project Information:		Section C Invoice Information:	
Company:	AECOM, Charlotte	Report To:	Wreschnig, Andrew	Attention:	
Address:	6000 Fairview Road	Copy To:		Company Name:	
Suite 200, Charlotte, NC 28210				Address:	
Email:	andrew.wreschnig@aecom.com	Purchase Order #:		Pace Quote:	
Phone:	(980)221-7831 Fax	Project Name:	Colonial Pipeline	Pace Project Manager:	nicole.gasiorowski@pacelabs.com,
Requested Due Date:		Project #:		Pace Profile #:	12518

Regulatory Agency

State / Location: NC

Requested Analysis Filtered (Y/N)

ITEM #	SAMPLE ID (One Character per box. (A-Z, 0-9 / , -) Sample Ids must be unique)	MATRIX CODE (see valid codes to left)	SAMPLE TYPE (G=GRAB C=COMP)	COLLECTED START DATE	COLLECTED START TIME	COLLECTED END DATE	COLLECTED END TIME	SAMPLE TEMP AT COLLECTION	# OF CONTAINERS	Preservatives: Unpreserved	H2SO4	HNO3	HCl	NaOH	Na2S2O3	Methanol	Other	Analyses Test Y/N	6200	VPH	6010 Lead	504.1 EDB	Trip BLANK	Residual Chlorine (Y/N)	
1	[redacted]																								
2																									
3																									
4																									
5	MW-17																								
6	MW-22		G				0915																		006
7	[redacted]																								
8																									
9																									
10																									
11																									
12	MW-13																								

MATRIX CODE: Drinking Water DW; Water WT; Waste Water WW; Product P; Soil/Solid SL; Oil OL; Wipe WP; Air AR; Other OT; Tissue TS

ADDITIONAL COMMENTS	RELINQUISHED BY / AFFILIATION	DATE	TIME	ACCEPTED BY / AFFILIATION	DATE	TIME	SAMPLE CONDITIONS
	Emily R. Love / AECOM	10/8/20	0900		10/8/20	1319	
		10-8-20	1523	Pace Hill	10.8.20	1523	0.8 4 ~ ~

SAMPLER NAME AND SIGNATURE

PRINT Name of SAMPLER: Emily Love

SIGNATURE of SAMPLER: Emily R. Love

DATE Signed: 10 | 8 | 2020

TEMP in C	Received on Ice (Y/N)	Custody Sealed Cooler (Y/N)	Samples Intact (Y/N)
0.8	4	~	4

Pace Analytical
WWW.PACELABS.COM

CHAIN-OF-CUSTODY / Analytical Request Document

The Chain-of-Custody is a LEGAL DOCUMENT. All relevant fields must be completed accurately.

Section A Required Client Information:		Section B Required Project Information:		Section C Invoice Information:	
Company:	AECOM, Charlotte	Report To:	Wreschnig, Andrew	Attention:	
Address:	6000 Fairview Road	Copy To:		Company Name:	
Suite 200, Charlotte, NC 28210				Address:	
Email:	andrew.wreschnig@aecom.com	Purchase Order #:		Pace Quote:	
Phone:	(980)221-7831 Fax:	Project Name:	Colonial Pipeline	Pace Project Manager:	nicole.gasiorowski@pacelabs.com,
Requested Due Date:		Project #:		Pace Profile #:	12518

Regulatory Agency: —

State / Location: NC

Requested Analysis Filtered (Y/N)

ITEM #	SAMPLE ID (One Character per box. (A-Z, 0-9 / , -) Sample Ids must be unique)	MATRIX CODE (see valid codes to left)	SAMPLE TYPE (G=GRAB C=COMP)	COLLECTED START DATE	COLLECTED START TIME	COLLECTED END DATE	COLLECTED END TIME	SAMPLE TEMP AT COLLECTION	# OF CONTAINERS	Preservatives: Unpreserved	H2SO4	HNO3	HCl	NaOH	Na2S2O3	Methanol	Other	Analyses Test Y/N	8260	VPH	6010 Lead	504.1 EDB	Trip BLANK	Residual Chlorine (Y/N)	92499587
1	[redacted]																									
2																										
3																										
4																										
5	MW-58						1220		11						X							X				015
6	MW-59						1055		1						X							X				016
7	[redacted]																									
8	FB-1-20201007						1700		8																	018
9	EB-1-20201007						1730		1																	019
10	Trip Blank	LAB PROVIDED																						X		020
11	Trip Blank																							X		020
12	Trip Blank																							X		020

ADDITIONAL COMMENTS	RELINQUISHED BY / AFFILIATION	DATE	TIME	ACCEPTED BY / AFFILIATION	DATE	TIME	SAMPLE CONDITIONS: TEMP in C	Received on Ice (Y/N)	Custody Sealed Cooler (Y/N)	Samples Intact (Y/N)
	Emily R. Love / AECOM	10/8/20	0900		10-8-20	1319				
		10-8-20	1523	PACE Hill	10-8-20	1523	0.8	Y	Y	Y

SAMPLER NAME AND SIGNATURE

PRINT Name of SAMPLER: Emily Love

SIGNATURE of SAMPLER: Emily R. Love

DATE Signed: 10 | 8 | 2020

Pace Analytical Services, LLC
9800 Kincey Ave. Suite 100
Huntersville, NC 28078
(704)875-9092

August 27, 2020

Andrew Wreschnig
AECOM
6000 Fairview Road
Suite 200
Charlotte, NC 28210

RE: Project: Colonial Pipeline (8/25)
Pace Project No.: 92492458

Dear Andrew Wreschnig:

Enclosed are the analytical results for sample(s) received by the laboratory on August 25, 2020. The results relate only to the samples included in this report. Results reported herein conform to the applicable TNI/NELAC Standards and the laboratory's Quality Manual, where applicable, unless otherwise noted in the body of the report.

The test results provided in this final report were generated by each of the following laboratories within the Pace Network:

- Pace Analytical Services - Charlotte

If you have any questions concerning this report, please feel free to contact me.

Sincerely,

Nicole Gasiorowski

Nicole Gasiorowski
nicole.gasiorowski@pacelabs.com
(704)875-9092
Project Manager

Enclosures

cc: Jeff Morrison, Colonial Pipeline Company

This report shall not be reproduced, except in full,
without the written consent of Pace Analytical Services, LLC.

Pace Analytical Services, LLC
9800 Kincey Ave. Suite 100
Huntersville, NC 28078
(704)875-9092

CERTIFICATIONS

Project: Colonial Pipeline (8/25)
Pace Project No.: 92492458

Pace Analytical Services Charlotte
9800 Kincey Ave. Ste 100, Huntersville, NC 28078
Louisiana/NELAP Certification # LA170028
North Carolina Drinking Water Certification #: 37706
North Carolina Field Services Certification #: 5342
North Carolina Wastewater Certification #: 12
South Carolina Certification #: 99006001
Florida/NELAP Certification #: E87627
Kentucky UST Certification #: 84
Virginia/VELAP Certification #: 460221

This report shall not be reproduced, except in full,
without the written consent of Pace Analytical Services, LLC.

Pace Analytical Services, LLC
9800 Kincey Ave. Suite 100
Huntersville, NC 28078
(704)875-9092

SAMPLE ANALYTE COUNT

Project: Colonial Pipeline (8/25)
Pace Project No.: 92492458

Lab ID	Sample ID	Method	Analysts	Analytes Reported	Laboratory
92492458001	**MW-2 (12.5-15)**	EPA 8260D	SAS	70	PASI-C
		ASTM D2974-87	KDF	1	PASI-C
92492458002	**MW-2 (22.5-25)**	EPA 8260D	SAS	70	PASI-C
		ASTM D2974-87	KDF	1	PASI-C

PASI-C = Pace Analytical Services - Charlotte

This report shall not be reproduced, except in full,
without the written consent of Pace Analytical Services, LLC.

Pace Analytical Services, LLC
9800 Kincey Ave. Suite 100
Huntersville, NC 28078
(704)875-9092

ANALYTICAL RESULTS

Project: Colonial Pipeline (8/25)
Pace Project No.: 92492458

Sample: MW-2 (12.5-15) **Lab ID: 92492458001** Collected: 08/25/20 13:10 Received: 08/25/20 17:54 Matrix: Solid

Results reported on a "dry weight" basis and are adjusted for percent moisture, sample size and any dilutions.

Parameters	Results	Units	Report Limit	DF	Prepared	Analyzed	CAS No.	Qual
8260D/5035A/5030B Volatiles	Analytical Method: EPA 8260D Preparation Method: EPA 5035A/5030B Pace Analytical Services - Charlotte							
Acetone	ND	ug/kg	64.6	1	08/26/20 10:33	08/26/20 12:30	67-64-1	v2
Benzene	ND	ug/kg	3.2	1	08/26/20 10:33	08/26/20 12:30	71-43-2	
Bromobenzene	ND	ug/kg	3.2	1	08/26/20 10:33	08/26/20 12:30	108-86-1	
Bromochloromethane	ND	ug/kg	3.2	1	08/26/20 10:33	08/26/20 12:30	74-97-5	IK
Bromodichloromethane	ND	ug/kg	3.2	1	08/26/20 10:33	08/26/20 12:30	75-27-4	
Bromoform	ND	ug/kg	3.2	1	08/26/20 10:33	08/26/20 12:30	75-25-2	
Bromomethane	ND	ug/kg	6.5	1	08/26/20 10:33	08/26/20 12:30	74-83-9	v2
2-Butanone (MEK)	ND	ug/kg	64.6	1	08/26/20 10:33	08/26/20 12:30	78-93-3	
n-Butylbenzene	ND	ug/kg	3.2	1	08/26/20 10:33	08/26/20 12:30	104-51-8	
sec-Butylbenzene	ND	ug/kg	3.2	1	08/26/20 10:33	08/26/20 12:30	135-98-8	
tert-Butylbenzene	ND	ug/kg	3.2	1	08/26/20 10:33	08/26/20 12:30	98-06-6	
Carbon tetrachloride	ND	ug/kg	3.2	1	08/26/20 10:33	08/26/20 12:30	56-23-5	
Chlorobenzene	ND	ug/kg	3.2	1	08/26/20 10:33	08/26/20 12:30	108-90-7	
Chloroethane	ND	ug/kg	6.5	1	08/26/20 10:33	08/26/20 12:30	75-00-3	
Chloroform	ND	ug/kg	3.2	1	08/26/20 10:33	08/26/20 12:30	67-66-3	
Chloromethane	ND	ug/kg	6.5	1	08/26/20 10:33	08/26/20 12:30	74-87-3	v2
2-Chlorotoluene	ND	ug/kg	3.2	1	08/26/20 10:33	08/26/20 12:30	95-49-8	
4-Chlorotoluene	ND	ug/kg	3.2	1	08/26/20 10:33	08/26/20 12:30	106-43-4	
1,2-Dibromo-3-chloropropane	ND	ug/kg	3.2	1	08/26/20 10:33	08/26/20 12:30	96-12-8	
Dibromochloromethane	ND	ug/kg	3.2	1	08/26/20 10:33	08/26/20 12:30	124-48-1	
1,2-Dibromoethane (EDB)	ND	ug/kg	3.2	1	08/26/20 10:33	08/26/20 12:30	106-93-4	
Dibromomethane	ND	ug/kg	3.2	1	08/26/20 10:33	08/26/20 12:30	74-95-3	
1,2-Dichlorobenzene	ND	ug/kg	3.2	1	08/26/20 10:33	08/26/20 12:30	95-50-1	
1,3-Dichlorobenzene	ND	ug/kg	3.2	1	08/26/20 10:33	08/26/20 12:30	541-73-1	
1,4-Dichlorobenzene	ND	ug/kg	3.2	1	08/26/20 10:33	08/26/20 12:30	106-46-7	
Dichlorodifluoromethane	ND	ug/kg	6.5	1	08/26/20 10:33	08/26/20 12:30	75-71-8	v2
1,1-Dichloroethane	ND	ug/kg	3.2	1	08/26/20 10:33	08/26/20 12:30	75-34-3	
1,2-Dichloroethane	ND	ug/kg	3.2	1	08/26/20 10:33	08/26/20 12:30	107-06-2	
1,1-Dichloroethene	ND	ug/kg	3.2	1	08/26/20 10:33	08/26/20 12:30	75-35-4	
cis-1,2-Dichloroethene	ND	ug/kg	3.2	1	08/26/20 10:33	08/26/20 12:30	156-59-2	
trans-1,2-Dichloroethene	ND	ug/kg	3.2	1	08/26/20 10:33	08/26/20 12:30	156-60-5	
1,2-Dichloropropane	ND	ug/kg	3.2	1	08/26/20 10:33	08/26/20 12:30	78-87-5	
1,3-Dichloropropane	ND	ug/kg	3.2	1	08/26/20 10:33	08/26/20 12:30	142-28-9	
2,2-Dichloropropane	ND	ug/kg	3.2	1	08/26/20 10:33	08/26/20 12:30	594-20-7	
1,1-Dichloropropene	ND	ug/kg	3.2	1	08/26/20 10:33	08/26/20 12:30	563-58-6	
cis-1,3-Dichloropropene	ND	ug/kg	3.2	1	08/26/20 10:33	08/26/20 12:30	10061-01-5	
trans-1,3-Dichloropropene	ND	ug/kg	3.2	1	08/26/20 10:33	08/26/20 12:30	10061-02-6	
Diisopropyl ether	ND	ug/kg	3.2	1	08/26/20 10:33	08/26/20 12:30	108-20-3	
Ethylbenzene	ND	ug/kg	3.2	1	08/26/20 10:33	08/26/20 12:30	100-41-4	
Hexachloro-1,3-butadiene	ND	ug/kg	3.2	1	08/26/20 10:33	08/26/20 12:30	87-68-3	
2-Hexanone	ND	ug/kg	32.3	1	08/26/20 10:33	08/26/20 12:30	591-78-6	
Isopropylbenzene (Cumene)	ND	ug/kg	3.2	1	08/26/20 10:33	08/26/20 12:30	98-82-8	
p-Isopropyltoluene	ND	ug/kg	3.2	1	08/26/20 10:33	08/26/20 12:30	99-87-6	
Methylene Chloride	ND	ug/kg	12.9	1	08/26/20 10:33	08/26/20 12:30	75-09-2	
4-Methyl-2-pentanone (MIBK)	ND	ug/kg	32.3	1	08/26/20 10:33	08/26/20 12:30	108-10-1	

REPORT OF LABORATORY ANALYSIS

This report shall not be reproduced, except in full,
without the written consent of Pace Analytical Services, LLC.

Pace Analytical Services, LLC
9800 Kincey Ave. Suite 100
Huntersville, NC 28078
(704)875-9092

ANALYTICAL RESULTS

Project: Colonial Pipeline (8/25)
Pace Project No.: 92492458

Sample: MW-2 (12.5-15) **Lab ID: 92492458001** Collected: 08/25/20 13:10 Received: 08/25/20 17:54 Matrix: Solid

Results reported on a "dry weight" basis and are adjusted for percent moisture, sample size and any dilutions.

Parameters	Results	Units	Report Limit	DF	Prepared	Analyzed	CAS No.	Qual
8260D/5035A/5030B Volatiles	Analytical Method: EPA 8260D Preparation Method: EPA 5035A/5030B Pace Analytical Services - Charlotte							
Methyl-tert-butyl ether	ND	ug/kg	3.2	1	08/26/20 10:33	08/26/20 12:30	1634-04-4	
Naphthalene	**5.6**	ug/kg	3.2	1	08/26/20 10:33	08/26/20 12:30	91-20-3	
n-Propylbenzene	ND	ug/kg	3.2	1	08/26/20 10:33	08/26/20 12:30	103-65-1	
Styrene	ND	ug/kg	3.2	1	08/26/20 10:33	08/26/20 12:30	100-42-5	
1,1,1,2-Tetrachloroethane	ND	ug/kg	3.2	1	08/26/20 10:33	08/26/20 12:30	630-20-6	
1,1,2,2-Tetrachloroethane	ND	ug/kg	3.2	1	08/26/20 10:33	08/26/20 12:30	79-34-5	
Tetrachloroethene	ND	ug/kg	3.2	1	08/26/20 10:33	08/26/20 12:30	127-18-4	
Toluene	**4.0**	ug/kg	3.2	1	08/26/20 10:33	08/26/20 12:30	108-88-3	
1,2,3-Trichlorobenzene	ND	ug/kg	3.2	1	08/26/20 10:33	08/26/20 12:30	87-61-6	
1,2,4-Trichlorobenzene	ND	ug/kg	3.2	1	08/26/20 10:33	08/26/20 12:30	120-82-1	
1,1,1-Trichloroethane	ND	ug/kg	3.2	1	08/26/20 10:33	08/26/20 12:30	71-55-6	
1,1,2-Trichloroethane	ND	ug/kg	3.2	1	08/26/20 10:33	08/26/20 12:30	79-00-5	
Trichloroethene	ND	ug/kg	3.2	1	08/26/20 10:33	08/26/20 12:30	79-01-6	
Trichlorofluoromethane	ND	ug/kg	3.2	1	08/26/20 10:33	08/26/20 12:30	75-69-4	
1,2,3-Trichloropropane	ND	ug/kg	3.2	1	08/26/20 10:33	08/26/20 12:30	96-18-4	
1,2,4-Trimethylbenzene	**14.0**	ug/kg	3.2	1	08/26/20 10:33	08/26/20 12:30	95-63-6	
1,3,5-Trimethylbenzene	**3.5**	ug/kg	3.2	1	08/26/20 10:33	08/26/20 12:30	108-67-8	
Vinyl acetate	ND	ug/kg	32.3	1	08/26/20 10:33	08/26/20 12:30	108-05-4	
Vinyl chloride	ND	ug/kg	6.5	1	08/26/20 10:33	08/26/20 12:30	75-01-4	
Xylene (Total)	**12.0**	ug/kg	6.5	1	08/26/20 10:33	08/26/20 12:30	1330-20-7	
m&p-Xylene	**8.3**	ug/kg	6.5	1	08/26/20 10:33	08/26/20 12:30	179601-23-1	
o-Xylene	**3.6**	ug/kg	3.2	1	08/26/20 10:33	08/26/20 12:30	95-47-6	
Surrogates								
Toluene-d8 (S)	99	%	70-130	1	08/26/20 10:33	08/26/20 12:30	2037-26-5	
4-Bromofluorobenzene (S)	103	%	70-130	1	08/26/20 10:33	08/26/20 12:30	460-00-4	
1,2-Dichloroethane-d4 (S)	99	%	70-132	1	08/26/20 10:33	08/26/20 12:30	17060-07-0	
Percent Moisture	Analytical Method: ASTM D2974-87 Pace Analytical Services - Charlotte							
Percent Moisture	**20.4**	%	0.10	1		08/26/20 10:53		

REPORT OF LABORATORY ANALYSIS

This report shall not be reproduced, except in full,
without the written consent of Pace Analytical Services, LLC.

Pace Analytical Services, LLC
9800 Kincey Ave. Suite 100
Huntersville, NC 28078
(704)875-9092

ANALYTICAL RESULTS

Project: Colonial Pipeline (8/25)
Pace Project No.: 92492458

Sample: MW-2 (22.5-25) **Lab ID: 92492458002** Collected: 08/25/20 13:00 Received: 08/25/20 17:54 Matrix: Solid

Results reported on a "dry weight" basis and are adjusted for percent moisture, sample size and any dilutions.

Parameters	Results	Units	Report Limit	DF	Prepared	Analyzed	CAS No.	Qual
8260D/5035A/5030B Volatiles	Analytical Method: EPA 8260D Preparation Method: EPA 5035A/5030B Pace Analytical Services - Charlotte							
Acetone	ND	ug/kg	91.3	1	08/26/20 10:33	08/26/20 13:06	67-64-1	v2
Benzene	ND	ug/kg	4.6	1	08/26/20 10:33	08/26/20 13:06	71-43-2	
Bromobenzene	ND	ug/kg	4.6	1	08/26/20 10:33	08/26/20 13:06	108-86-1	
Bromochloromethane	ND	ug/kg	4.6	1	08/26/20 10:33	08/26/20 13:06	74-97-5	IK
Bromodichloromethane	ND	ug/kg	4.6	1	08/26/20 10:33	08/26/20 13:06	75-27-4	
Bromoform	ND	ug/kg	4.6	1	08/26/20 10:33	08/26/20 13:06	75-25-2	
Bromomethane	ND	ug/kg	9.1	1	08/26/20 10:33	08/26/20 13:06	74-83-9	v2
2-Butanone (MEK)	ND	ug/kg	91.3	1	08/26/20 10:33	08/26/20 13:06	78-93-3	
n-Butylbenzene	ND	ug/kg	4.6	1	08/26/20 10:33	08/26/20 13:06	104-51-8	
sec-Butylbenzene	ND	ug/kg	4.6	1	08/26/20 10:33	08/26/20 13:06	135-98-8	
tert-Butylbenzene	ND	ug/kg	4.6	1	08/26/20 10:33	08/26/20 13:06	98-06-6	
Carbon tetrachloride	ND	ug/kg	4.6	1	08/26/20 10:33	08/26/20 13:06	56-23-5	
Chlorobenzene	ND	ug/kg	4.6	1	08/26/20 10:33	08/26/20 13:06	108-90-7	
Chloroethane	ND	ug/kg	9.1	1	08/26/20 10:33	08/26/20 13:06	75-00-3	
Chloroform	ND	ug/kg	4.6	1	08/26/20 10:33	08/26/20 13:06	67-66-3	
Chloromethane	ND	ug/kg	9.1	1	08/26/20 10:33	08/26/20 13:06	74-87-3	v2
2-Chlorotoluene	ND	ug/kg	4.6	1	08/26/20 10:33	08/26/20 13:06	95-49-8	
4-Chlorotoluene	ND	ug/kg	4.6	1	08/26/20 10:33	08/26/20 13:06	106-43-4	
1,2-Dibromo-3-chloropropane	ND	ug/kg	4.6	1	08/26/20 10:33	08/26/20 13:06	96-12-8	
Dibromochloromethane	ND	ug/kg	4.6	1	08/26/20 10:33	08/26/20 13:06	124-48-1	
1,2-Dibromoethane (EDB)	ND	ug/kg	4.6	1	08/26/20 10:33	08/26/20 13:06	106-93-4	
Dibromomethane	ND	ug/kg	4.6	1	08/26/20 10:33	08/26/20 13:06	74-95-3	
1,2-Dichlorobenzene	ND	ug/kg	4.6	1	08/26/20 10:33	08/26/20 13:06	95-50-1	
1,3-Dichlorobenzene	ND	ug/kg	4.6	1	08/26/20 10:33	08/26/20 13:06	541-73-1	
1,4-Dichlorobenzene	ND	ug/kg	4.6	1	08/26/20 10:33	08/26/20 13:06	106-46-7	
Dichlorodifluoromethane	ND	ug/kg	9.1	1	08/26/20 10:33	08/26/20 13:06	75-71-8	v2
1,1-Dichloroethane	ND	ug/kg	4.6	1	08/26/20 10:33	08/26/20 13:06	75-34-3	
1,2-Dichloroethane	ND	ug/kg	4.6	1	08/26/20 10:33	08/26/20 13:06	107-06-2	
1,1-Dichloroethene	ND	ug/kg	4.6	1	08/26/20 10:33	08/26/20 13:06	75-35-4	
cis-1,2-Dichloroethene	ND	ug/kg	4.6	1	08/26/20 10:33	08/26/20 13:06	156-59-2	
trans-1,2-Dichloroethene	ND	ug/kg	4.6	1	08/26/20 10:33	08/26/20 13:06	156-60-5	
1,2-Dichloropropane	ND	ug/kg	4.6	1	08/26/20 10:33	08/26/20 13:06	78-87-5	
1,3-Dichloropropane	ND	ug/kg	4.6	1	08/26/20 10:33	08/26/20 13:06	142-28-9	
2,2-Dichloropropane	ND	ug/kg	4.6	1	08/26/20 10:33	08/26/20 13:06	594-20-7	
1,1-Dichloropropene	ND	ug/kg	4.6	1	08/26/20 10:33	08/26/20 13:06	563-58-6	
cis-1,3-Dichloropropene	ND	ug/kg	4.6	1	08/26/20 10:33	08/26/20 13:06	10061-01-5	
trans-1,3-Dichloropropene	ND	ug/kg	4.6	1	08/26/20 10:33	08/26/20 13:06	10061-02-6	
Diisopropyl ether	ND	ug/kg	4.6	1	08/26/20 10:33	08/26/20 13:06	108-20-3	
Ethylbenzene	ND	ug/kg	4.6	1	08/26/20 10:33	08/26/20 13:06	100-41-4	
Hexachloro-1,3-butadiene	ND	ug/kg	4.6	1	08/26/20 10:33	08/26/20 13:06	87-68-3	
2-Hexanone	ND	ug/kg	45.7	1	08/26/20 10:33	08/26/20 13:06	591-78-6	
Isopropylbenzene (Cumene)	ND	ug/kg	4.6	1	08/26/20 10:33	08/26/20 13:06	98-82-8	
p-Isopropyltoluene	ND	ug/kg	4.6	1	08/26/20 10:33	08/26/20 13:06	99-87-6	
Methylene Chloride	ND	ug/kg	18.3	1	08/26/20 10:33	08/26/20 13:06	75-09-2	
4-Methyl-2-pentanone (MIBK)	ND	ug/kg	45.7	1	08/26/20 10:33	08/26/20 13:06	108-10-1	

REPORT OF LABORATORY ANALYSIS

This report shall not be reproduced, except in full,
without the written consent of Pace Analytical Services, LLC.

Pace Analytical Services, LLC
9800 Kincey Ave. Suite 100
Huntersville, NC 28078
(704)875-9092

ANALYTICAL RESULTS

Project: Colonial Pipeline (8/25)
Pace Project No.: 92492458

Sample: MW-2 (22.5-25) **Lab ID: 92492458002** Collected: 08/25/20 13:00 Received: 08/25/20 17:54 Matrix: Solid

Results reported on a "dry weight" basis and are adjusted for percent moisture, sample size and any dilutions.

Parameters	Results	Units	Report Limit	DF	Prepared	Analyzed	CAS No.	Qual
8260D/5035A/5030B Volatiles	Analytical Method: EPA 8260D Preparation Method: EPA 5035A/5030B Pace Analytical Services - Charlotte							
Methyl-tert-butyl ether	ND	ug/kg	4.6	1	08/26/20 10:33	08/26/20 13:06	1634-04-4	
Naphthalene	ND	ug/kg	4.6	1	08/26/20 10:33	08/26/20 13:06	91-20-3	
n-Propylbenzene	ND	ug/kg	4.6	1	08/26/20 10:33	08/26/20 13:06	103-65-1	
Styrene	ND	ug/kg	4.6	1	08/26/20 10:33	08/26/20 13:06	100-42-5	
1,1,1,2-Tetrachloroethane	ND	ug/kg	4.6	1	08/26/20 10:33	08/26/20 13:06	630-20-6	
1,1,2,2-Tetrachloroethane	ND	ug/kg	4.6	1	08/26/20 10:33	08/26/20 13:06	79-34-5	
Tetrachloroethene	ND	ug/kg	4.6	1	08/26/20 10:33	08/26/20 13:06	127-18-4	
Toluene	ND	ug/kg	4.6	1	08/26/20 10:33	08/26/20 13:06	108-88-3	
1,2,3-Trichlorobenzene	ND	ug/kg	4.6	1	08/26/20 10:33	08/26/20 13:06	87-61-6	
1,2,4-Trichlorobenzene	ND	ug/kg	4.6	1	08/26/20 10:33	08/26/20 13:06	120-82-1	
1,1,1-Trichloroethane	ND	ug/kg	4.6	1	08/26/20 10:33	08/26/20 13:06	71-55-6	
1,1,2-Trichloroethane	ND	ug/kg	4.6	1	08/26/20 10:33	08/26/20 13:06	79-00-5	
Trichloroethene	ND	ug/kg	4.6	1	08/26/20 10:33	08/26/20 13:06	79-01-6	
Trichlorofluoromethane	ND	ug/kg	4.6	1	08/26/20 10:33	08/26/20 13:06	75-69-4	
1,2,3-Trichloropropane	ND	ug/kg	4.6	1	08/26/20 10:33	08/26/20 13:06	96-18-4	
1,2,4-Trimethylbenzene	ND	ug/kg	4.6	1	08/26/20 10:33	08/26/20 13:06	95-63-6	
1,3,5-Trimethylbenzene	ND	ug/kg	4.6	1	08/26/20 10:33	08/26/20 13:06	108-67-8	
Vinyl acetate	ND	ug/kg	45.7	1	08/26/20 10:33	08/26/20 13:06	108-05-4	
Vinyl chloride	ND	ug/kg	9.1	1	08/26/20 10:33	08/26/20 13:06	75-01-4	
Xylene (Total)	ND	ug/kg	9.1	1	08/26/20 10:33	08/26/20 13:06	1330-20-7	
m&p-Xylene	ND	ug/kg	9.1	1	08/26/20 10:33	08/26/20 13:06	179601-23-1	
o-Xylene	ND	ug/kg	4.6	1	08/26/20 10:33	08/26/20 13:06	95-47-6	
Surrogates								
Toluene-d8 (S)	99	%	70-130	1	08/26/20 10:33	08/26/20 13:06	2037-26-5	
4-Bromofluorobenzene (S)	100	%	70-130	1	08/26/20 10:33	08/26/20 13:06	460-00-4	
1,2-Dichloroethane-d4 (S)	96	%	70-132	1	08/26/20 10:33	08/26/20 13:06	17060-07-0	
Percent Moisture	Analytical Method: ASTM D2974-87 Pace Analytical Services - Charlotte							
Percent Moisture	**15.0**	%	0.10	1		08/26/20 10:53		

REPORT OF LABORATORY ANALYSIS

This report shall not be reproduced, except in full,
without the written consent of Pace Analytical Services, LLC.

Pace Analytical Services, LLC
9800 Kincey Ave. Suite 100
Huntersville, NC 28078
(704)875-9092

QUALITY CONTROL DATA

Project: Colonial Pipeline (8/25)
Pace Project No.: 92492458

QC Batch: 562451
QC Batch Method: EPA 5035A/5030B
Analysis Method: EPA 8260D
Analysis Description: 8260D 5035A 5030B
Laboratory: Pace Analytical Services - Charlotte
Associated Lab Samples: 92492458001, 92492458002

METHOD BLANK: 2982956 Matrix: Solid
Associated Lab Samples: 92492458001, 92492458002

Parameter	Units	Blank Result	Reporting Limit	Analyzed	Qualifiers
1,1,1,2-Tetrachloroethane	ug/kg	ND	5.0	08/26/20 11:35	
1,1,1-Trichloroethane	ug/kg	ND	5.0	08/26/20 11:35	
1,1,2,2-Tetrachloroethane	ug/kg	ND	5.0	08/26/20 11:35	
1,1,2-Trichloroethane	ug/kg	ND	5.0	08/26/20 11:35	
1,1-Dichloroethane	ug/kg	ND	5.0	08/26/20 11:35	
1,1-Dichloroethene	ug/kg	ND	5.0	08/26/20 11:35	
1,1-Dichloropropene	ug/kg	ND	5.0	08/26/20 11:35	
1,2,3-Trichlorobenzene	ug/kg	ND	5.0	08/26/20 11:35	
1,2,3-Trichloropropane	ug/kg	ND	5.0	08/26/20 11:35	
1,2,4-Trichlorobenzene	ug/kg	ND	5.0	08/26/20 11:35	
1,2,4-Trimethylbenzene	ug/kg	ND	5.0	08/26/20 11:35	
1,2-Dibromo-3-chloropropane	ug/kg	ND	5.0	08/26/20 11:35	
1,2-Dibromoethane (EDB)	ug/kg	ND	5.0	08/26/20 11:35	
1,2-Dichlorobenzene	ug/kg	ND	5.0	08/26/20 11:35	
1,2-Dichloroethane	ug/kg	ND	5.0	08/26/20 11:35	
1,2-Dichloropropane	ug/kg	ND	5.0	08/26/20 11:35	
1,3,5-Trimethylbenzene	ug/kg	ND	5.0	08/26/20 11:35	
1,3-Dichlorobenzene	ug/kg	ND	5.0	08/26/20 11:35	
1,3-Dichloropropane	ug/kg	ND	5.0	08/26/20 11:35	
1,4-Dichlorobenzene	ug/kg	ND	5.0	08/26/20 11:35	
2,2-Dichloropropane	ug/kg	ND	5.0	08/26/20 11:35	
2-Butanone (MEK)	ug/kg	ND	100	08/26/20 11:35	
2-Chlorotoluene	ug/kg	ND	5.0	08/26/20 11:35	
2-Hexanone	ug/kg	ND	50.0	08/26/20 11:35	
4-Chlorotoluene	ug/kg	ND	5.0	08/26/20 11:35	
4-Methyl-2-pentanone (MIBK)	ug/kg	ND	50.0	08/26/20 11:35	
Acetone	ug/kg	ND	100	08/26/20 11:35	v2
Benzene	ug/kg	ND	5.0	08/26/20 11:35	
Bromobenzene	ug/kg	ND	5.0	08/26/20 11:35	
Bromochloromethane	ug/kg	ND	5.0	08/26/20 11:35	IK
Bromodichloromethane	ug/kg	ND	5.0	08/26/20 11:35	
Bromoform	ug/kg	ND	5.0	08/26/20 11:35	
Bromomethane	ug/kg	ND	10.0	08/26/20 11:35	v2
Carbon tetrachloride	ug/kg	ND	5.0	08/26/20 11:35	
Chlorobenzene	ug/kg	ND	5.0	08/26/20 11:35	
Chloroethane	ug/kg	ND	10.0	08/26/20 11:35	
Chloroform	ug/kg	ND	5.0	08/26/20 11:35	
Chloromethane	ug/kg	ND	10.0	08/26/20 11:35	v2
cis-1,2-Dichloroethene	ug/kg	ND	5.0	08/26/20 11:35	
cis-1,3-Dichloropropene	ug/kg	ND	5.0	08/26/20 11:35	

Results presented on this page are in the units indicated by the "Units" column except where an alternate unit is presented to the right of the result.

REPORT OF LABORATORY ANALYSIS

This report shall not be reproduced, except in full,
without the written consent of Pace Analytical Services, LLC.

Pace Analytical Services, LLC
9800 Kincey Ave. Suite 100
Huntersville, NC 28078
(704)875-9092

QUALITY CONTROL DATA

Project: Colonial Pipeline (8/25)
Pace Project No.: 92492458

METHOD BLANK: 2982956 Matrix: Solid
Associated Lab Samples: 92492458001, 92492458002

Parameter	Units	Blank Result	Reporting Limit	Analyzed	Qualifiers
Dibromochloromethane	ug/kg	ND	5.0	08/26/20 11:35	
Dibromomethane	ug/kg	ND	5.0	08/26/20 11:35	
Dichlorodifluoromethane	ug/kg	ND	10.0	08/26/20 11:35	v2
Diisopropyl ether	ug/kg	ND	5.0	08/26/20 11:35	
Ethylbenzene	ug/kg	ND	5.0	08/26/20 11:35	
Hexachloro-1,3-butadiene	ug/kg	ND	5.0	08/26/20 11:35	
Isopropylbenzene (Cumene)	ug/kg	ND	5.0	08/26/20 11:35	
m&p-Xylene	ug/kg	ND	10.0	08/26/20 11:35	
Methyl-tert-butyl ether	ug/kg	ND	5.0	08/26/20 11:35	
Methylene Chloride	ug/kg	ND	20.0	08/26/20 11:35	
n-Butylbenzene	ug/kg	ND	5.0	08/26/20 11:35	
n-Propylbenzene	ug/kg	ND	5.0	08/26/20 11:35	
Naphthalene	ug/kg	ND	5.0	08/26/20 11:35	
o-Xylene	ug/kg	ND	5.0	08/26/20 11:35	
p-Isopropyltoluene	ug/kg	ND	5.0	08/26/20 11:35	
sec-Butylbenzene	ug/kg	ND	5.0	08/26/20 11:35	
Styrene	ug/kg	ND	5.0	08/26/20 11:35	
tert-Butylbenzene	ug/kg	ND	5.0	08/26/20 11:35	
Tetrachloroethene	ug/kg	ND	5.0	08/26/20 11:35	
Toluene	ug/kg	ND	5.0	08/26/20 11:35	
trans-1,2-Dichloroethene	ug/kg	ND	5.0	08/26/20 11:35	
trans-1,3-Dichloropropene	ug/kg	ND	5.0	08/26/20 11:35	
Trichloroethene	ug/kg	ND	5.0	08/26/20 11:35	
Trichlorofluoromethane	ug/kg	ND	5.0	08/26/20 11:35	
Vinyl acetate	ug/kg	ND	50.0	08/26/20 11:35	
Vinyl chloride	ug/kg	ND	10.0	08/26/20 11:35	
Xylene (Total)	ug/kg	ND	10.0	08/26/20 11:35	
1,2-Dichloroethane-d4 (S)	%	100	70-132	08/26/20 11:35	
4-Bromofluorobenzene (S)	%	100	70-130	08/26/20 11:35	
Toluene-d8 (S)	%	98	70-130	08/26/20 11:35	

LABORATORY CONTROL SAMPLE: 2982957

Parameter	Units	Spike Conc.	LCS Result	LCS % Rec	% Rec Limits	Qualifiers
1,1,1,2-Tetrachloroethane	ug/kg	1250	1250	100	70-130	
1,1,1-Trichloroethane	ug/kg	1250	1160	93	70-130	
1,1,2,2-Tetrachloroethane	ug/kg	1250	1110	89	55-130	
1,1,2-Trichloroethane	ug/kg	1250	1150	92	70-130	
1,1-Dichloroethane	ug/kg	1250	1070	86	68-130	
1,1-Dichloroethene	ug/kg	1250	1040	83	70-130	
1,1-Dichloropropene	ug/kg	1250	1060	84	70-130	
1,2,3-Trichlorobenzene	ug/kg	1250	1140	91	70-130	
1,2,3-Trichloropropane	ug/kg	1250	1100	88	70-130	
1,2,4-Trichlorobenzene	ug/kg	1250	1130	90	70-130	

Results presented on this page are in the units indicated by the "Units" column except where an alternate unit is presented to the right of the result.

REPORT OF LABORATORY ANALYSIS

This report shall not be reproduced, except in full,
without the written consent of Pace Analytical Services, LLC.

Pace Analytical Services, LLC
9800 Kincey Ave. Suite 100
Huntersville, NC 28078
(704)875-9092

QUALITY CONTROL DATA

Project: Colonial Pipeline (8/25)
Pace Project No.: 92492458

LABORATORY CONTROL SAMPLE: 2982957

Parameter	Units	Spike Conc.	LCS Result	LCS % Rec	% Rec Limits	Qualifiers
1,2,4-Trimethylbenzene	ug/kg	1250	1100	88	69-130	
1,2-Dibromo-3-chloropropane	ug/kg	1250	1200	96	57-141	
1,2-Dibromoethane (EDB)	ug/kg	1250	1180	95	70-130	
1,2-Dichlorobenzene	ug/kg	1250	1130	90	70-130	
1,2-Dichloroethane	ug/kg	1250	991	79	70-130	
1,2-Dichloropropane	ug/kg	1250	1160	93	70-130	
1,3,5-Trimethylbenzene	ug/kg	1250	1120	89	70-130	
1,3-Dichlorobenzene	ug/kg	1250	1120	90	70-130	
1,3-Dichloropropane	ug/kg	1250	1160	93	70-130	
1,4-Dichlorobenzene	ug/kg	1250	1110	89	70-130	
2,2-Dichloropropane	ug/kg	1250	1060	85	70-130	
2-Butanone (MEK)	ug/kg	2500	1990	80	60-130	
2-Chlorotoluene	ug/kg	1250	1120	90	70-130	
2-Hexanone	ug/kg	2500	2160	86	70-132	
4-Chlorotoluene	ug/kg	1250	1080	87	70-130	
4-Methyl-2-pentanone (MIBK)	ug/kg	2500	2130	85	69-130	
Acetone	ug/kg	2500	2010	80	49-148	v3
Benzene	ug/kg	1250	1070	86	70-130	
Bromobenzene	ug/kg	1250	1160	92	70-130	
Bromochloromethane	ug/kg	1250	1100	88	70-130	IK
Bromodichloromethane	ug/kg	1250	1140	91	70-130	
Bromoform	ug/kg	1250	1300	104	68-136	
Bromomethane	ug/kg	1250	1300	104	60-140	v3
Carbon tetrachloride	ug/kg	1250	1290	103	70-130	
Chlorobenzene	ug/kg	1250	1150	92	70-130	
Chloroethane	ug/kg	1250	973	78	51-147	
Chloroform	ug/kg	1250	1100	88	70-130	
Chloromethane	ug/kg	1250	784	63	48-130	v3
cis-1,2-Dichloroethene	ug/kg	1250	1070	86	70-130	
cis-1,3-Dichloropropene	ug/kg	1250	1190	95	70-130	
Dibromochloromethane	ug/kg	1250	1260	101	70-130	
Dibromomethane	ug/kg	1250	1260	101	70-130	
Dichlorodifluoromethane	ug/kg	1250	945	76	49-130	v3
Diisopropyl ether	ug/kg	1250	972	78	66-130	
Ethylbenzene	ug/kg	1250	1090	87	70-130	
Hexachloro-1,3-butadiene	ug/kg	1250	1130	90	70-130	
Isopropylbenzene (Cumene)	ug/kg	1250	1160	93	70-130	
m&p-Xylene	ug/kg	2500	2320	93	70-130	
Methyl-tert-butyl ether	ug/kg	1250	1080	86	70-130	
Methylene Chloride	ug/kg	1250	896	72	50-137	
n-Butylbenzene	ug/kg	1250	1060	85	70-130	
n-Propylbenzene	ug/kg	1250	1070	86	70-130	
Naphthalene	ug/kg	1250	1120	89	70-131	
o-Xylene	ug/kg	1250	1160	93	70-130	
p-Isopropyltoluene	ug/kg	1250	1090	87	70-130	
sec-Butylbenzene	ug/kg	1250	1090	87	70-130	
Styrene	ug/kg	1250	1270	102	70-130	

Results presented on this page are in the units indicated by the "Units" column except where an alternate unit is presented to the right of the result.

REPORT OF LABORATORY ANALYSIS

This report shall not be reproduced, except in full,
without the written consent of Pace Analytical Services, LLC.

Pace Analytical Services, LLC
9800 Kincey Ave. Suite 100
Huntersville, NC 28078
(704)875-9092

QUALITY CONTROL DATA

Project: Colonial Pipeline (8/25)
Pace Project No.: 92492458

LABORATORY CONTROL SAMPLE: 2982957

Parameter	Units	Spike Conc.	LCS Result	LCS % Rec	% Rec Limits	Qualifiers
tert-Butylbenzene	ug/kg	1250	1090	87	69-130	
Tetrachloroethene	ug/kg	1250	1200	96	56-130	
Toluene	ug/kg	1250	1110	89	70-130	
trans-1,2-Dichloroethene	ug/kg	1250	1080	86	70-130	
trans-1,3-Dichloropropene	ug/kg	1250	1170	93	70-130	
Trichloroethene	ug/kg	1250	1190	95	70-141	
Trichlorofluoromethane	ug/kg	1250	1130	91	67-130	
Vinyl acetate	ug/kg	2500	2060	82	10-136	
Vinyl chloride	ug/kg	1250	928	74	67-130	
Xylene (Total)	ug/kg	3750	3480	93	70-130	
1,2-Dichloroethane-d4 (S)	%			92	70-132	
4-Bromofluorobenzene (S)	%			102	70-130	
Toluene-d8 (S)	%			99	70-130	

MATRIX SPIKE & MATRIX SPIKE DUPLICATE: 2982958 2982959

Parameter	Units	92491985006 Result	MS Spike Conc.	MSD Spike Conc.	MS Result	MSD Result	MS % Rec	MSD % Rec	% Rec Limits	RPD	Qual
1,1,1,2-Tetrachloroethane	ug/kg	ND	604	604	598	606	99	100	52-133	1	
1,1,1-Trichloroethane	ug/kg	ND	604	604	606	593	100	98	49-137	2	
1,1,2,2-Tetrachloroethane	ug/kg	ND	604	604	508	508	84	84	39-150	0	
1,1,2-Trichloroethane	ug/kg	ND	604	604	558	564	93	94	48-140	1	
1,1-Dichloroethane	ug/kg	ND	604	604	498	510	83	84	46-135	2	
1,1-Dichloroethene	ug/kg	ND	604	604	470	413	78	69	38-149	13	
1,1-Dichloropropene	ug/kg	ND	604	604	560	557	93	92	41-140	1	
1,2,3-Trichlorobenzene	ug/kg	ND	604	604	554	580	92	96	10-158	5	
1,2,3-Trichloropropane	ug/kg	ND	604	604	509	521	84	86	33-157	2	
1,2,4-Trichlorobenzene	ug/kg	ND	604	604	576	589	95	98	10-155	2	
1,2,4-Trimethylbenzene	ug/kg	9.4	604	604	572	585	93	96	24-154	2	
1,2-Dibromo-3-chloropropane	ug/kg	ND	604	604	505	509	84	84	33-158	1	
1,2-Dibromoethane (EDB)	ug/kg	ND	604	604	520	535	86	89	40-136	3	
1,2-Dichlorobenzene	ug/kg	ND	604	604	560	573	93	95	27-146	2	
1,2-Dichloroethane	ug/kg	ND	604	604	553	550	92	91	49-140	1	
1,2-Dichloropropane	ug/kg	ND	604	604	564	571	94	95	44-143	1	
1,3,5-Trimethylbenzene	ug/kg	ND	604	604	574	589	95	97	40-144	3	
1,3-Dichlorobenzene	ug/kg	ND	604	604	575	582	95	96	33-140	1	
1,3-Dichloropropane	ug/kg	ND	604	604	530	541	88	90	47-147	2	
1,4-Dichlorobenzene	ug/kg	ND	604	604	562	580	93	96	35-139	3	
2,2-Dichloropropane	ug/kg	ND	604	604	350	323	58	53	41-140	8	
2-Butanone (MEK)	ug/kg	ND	1210	1210	830	787	69	65	10-181	5	
2-Chlorotoluene	ug/kg	ND	604	604	575	582	95	97	38-147	1	
2-Hexanone	ug/kg	ND	1210	1210	551	578	46	48	18-169	5	
4-Chlorotoluene	ug/kg	ND	604	604	550	563	91	93	36-145	2	
4-Methyl-2-pentanone (MIBK)	ug/kg	ND	1210	1210	1020	999	84	83	16-175	2	
Acetone	ug/kg	ND	1210	1210	651	617	54	51	10-200	5	v3

Results presented on this page are in the units indicated by the "Units" column except where an alternate unit is presented to the right of the result.

REPORT OF LABORATORY ANALYSIS

This report shall not be reproduced, except in full,
without the written consent of Pace Analytical Services, LLC.

Pace Analytical Services, LLC
9800 Kincey Ave. Suite 100
Huntersville, NC 28078
(704)875-9092

QUALITY CONTROL DATA

Project: Colonial Pipeline (8/25)
Pace Project No.: 92492458

MATRIX SPIKE & MATRIX SPIKE DUPLICATE: 2982958 2982959

Parameter	Units	92491985006 Result	MS Spike Conc.	MSD Spike Conc.	MS Result	MSD Result	MS % Rec	MSD % Rec	% Rec Limits	RPD	Qual
Benzene	ug/kg	ND	604	604	541	537	90	89	46-136	1	
Bromobenzene	ug/kg	ND	604	604	561	572	93	95	38-149	2	
Bromochloromethane	ug/kg	ND	604	604	537	515	89	85	44-142	4	IK
Bromodichloromethane	ug/kg	ND	604	604	546	541	91	90	41-140	1	
Bromoform	ug/kg	ND	604	604	583	578	97	96	34-145	1	
Bromomethane	ug/kg	ND	604	604	1050	959	174	159	14-162	9	M1,v3
Carbon tetrachloride	ug/kg	ND	604	604	666	655	110	109	44-141	2	
Chlorobenzene	ug/kg	ND	604	604	558	563	92	93	39-141	1	
Chloroethane	ug/kg	ND	604	604	262	251	44	42	10-182	4	
Chloroform	ug/kg	ND	604	604	529	517	88	86	45-140	2	
Chloromethane	ug/kg	ND	604	604	519	520	85	85	19-149	0	v3
cis-1,2-Dichloroethene	ug/kg	ND	604	604	529	526	88	87	38-150	1	
cis-1,3-Dichloropropene	ug/kg	ND	604	604	559	561	93	93	30-144	0	
Dibromochloromethane	ug/kg	ND	604	604	584	572	97	95	36-145	2	
Dibromomethane	ug/kg	ND	604	604	554	553	92	92	41-145	0	
Dichlorodifluoromethane	ug/kg	ND	604	604	541	541	90	90	16-146	0	v3
Diisopropyl ether	ug/kg	ND	604	604	499	485	83	80	41-143	3	
Ethylbenzene	ug/kg	ND	604	604	531	555	88	92	35-144	4	
Hexachloro-1,3-butadiene	ug/kg	ND	604	604	609	628	101	104	10-160	3	
Isopropylbenzene (Cumene)	ug/kg	ND	604	604	587	615	97	102	30-152	5	
m&p-Xylene	ug/kg	ND	1210	1210	1160	1180	96	98	33-145	2	
Methyl-tert-butyl ether	ug/kg	ND	604	604	533	532	88	88	49-140	0	
Methylene Chloride	ug/kg	ND	604	604	528	564	88	94	10-174	7	
n-Butylbenzene	ug/kg	ND	604	604	558	571	93	95	10-160	2	
n-Propylbenzene	ug/kg	ND	604	604	557	570	92	95	24-159	2	
Naphthalene	ug/kg	ND	604	604	503	528	83	88	10-171	5	
o-Xylene	ug/kg	ND	604	604	560	569	93	94	31-150	2	
p-Isopropyltoluene	ug/kg	ND	604	604	571	590	95	98	21-154	3	
sec-Butylbenzene	ug/kg	ND	604	604	582	598	97	99	19-159	3	
Styrene	ug/kg	ND	604	604	599	607	99	101	15-152	1	
tert-Butylbenzene	ug/kg	ND	604	604	552	647	92	107	31-141	16	
Tetrachloroethene	ug/kg	ND	604	604	598	620	99	103	19-141	4	
Toluene	ug/kg	ND	604	604	559	559	93	93	31-146	0	
trans-1,2-Dichloroethene	ug/kg	ND	604	604	559	554	93	92	28-157	1	
trans-1,3-Dichloropropene	ug/kg	ND	604	604	522	530	87	88	25-146	1	
Trichloroethene	ug/kg	ND	604	604	614	615	102	102	34-149	0	
Trichlorofluoromethane	ug/kg	ND	604	604	233	233	39	39	10-167	0	
Vinyl acetate	ug/kg	ND	1210	1210	915	937	76	78	10-200	2	
Vinyl chloride	ug/kg	ND	604	604	525	529	87	88	36-155	1	
Xylene (Total)	ug/kg	ND	1810	1810	1720	1750	95	97	29-148	2	
1,2-Dichloroethane-d4 (S)	%						105	104	70-132		
4-Bromofluorobenzene (S)	%						100	100	70-130		
Toluene-d8 (S)	%						99	99	70-130		

Results presented on this page are in the units indicated by the "Units" column except where an alternate unit is presented to the right of the result.

REPORT OF LABORATORY ANALYSIS

This report shall not be reproduced, except in full,
without the written consent of Pace Analytical Services, LLC.

Pace Analytical Services, LLC
9800 Kincey Ave. Suite 100
Huntersville, NC 28078
(704)875-9092

QUALITY CONTROL DATA

Project: Colonial Pipeline (8/25)
Pace Project No.: 92492458

QC Batch: 562460
QC Batch Method: ASTM D2974-87
Analysis Method: ASTM D2974-87
Analysis Description: Dry Weight/Percent Moisture
Laboratory: Pace Analytical Services - Charlotte

Associated Lab Samples: 92492458001, 92492458002

SAMPLE DUPLICATE: 2982990

Parameter	Units	92488411002 Result	Dup Result	RPD	Qualifiers
Percent Moisture	%	27.3	28.7	5	

Results presented on this page are in the units indicated by the "Units" column except where an alternate unit is presented to the right of the result.

REPORT OF LABORATORY ANALYSIS

This report shall not be reproduced, except in full,
without the written consent of Pace Analytical Services, LLC.

Pace Analytical Services, LLC
9800 Kincey Ave. Suite 100
Huntersville, NC 28078
(704)875-9092

QUALIFIERS

Project: Colonial Pipeline (8/25)
Pace Project No.: 92492458

DEFINITIONS

DF - Dilution Factor, if reported, represents the factor applied to the reported data due to dilution of the sample aliquot.

ND - Not Detected at or above adjusted reporting limit.

TNTC - Too Numerous To Count

J - Estimated concentration above the adjusted method detection limit and below the adjusted reporting limit.

MDL - Adjusted Method Detection Limit.

PQL - Practical Quantitation Limit.

RL - Reporting Limit - The lowest concentration value that meets project requirements for quantitative data with known precision and bias for a specific analyte in a specific matrix.

S - Surrogate

1,2-Diphenylhydrazine decomposes to and cannot be separated from Azobenzene using Method 8270. The result for each analyte is a combined concentration.

Consistent with EPA guidelines, unrounded data are displayed and have been used to calculate % recovery and RPD values.

LCS(D) - Laboratory Control Sample (Duplicate)

MS(D) - Matrix Spike (Duplicate)

DUP - Sample Duplicate

RPD - Relative Percent Difference

NC - Not Calculable.

SG - Silica Gel - Clean-Up

U - Indicates the compound was analyzed for, but not detected.

Acid preservation may not be appropriate for 2 Chloroethylvinyl ether.

A separate vial preserved to a pH of 4-5 is recommended in SW846 Chapter 4 for the analysis of Acrolein and Acrylonitrile by EPA Method 8260.

N-Nitrosodiphenylamine decomposes and cannot be separated from Diphenylamine using Method 8270. The result reported for each analyte is a combined concentration.

Pace Analytical is TNI accredited. Contact your Pace PM for the current list of accredited analytes.

TNI - The NELAC Institute.

ANALYTE QUALIFIERS

IK	The recalculated concentration of the calibration standard(s) did not meet method acceptance criteria; this result should be considered an estimated value.
M1	Matrix spike recovery exceeded QC limits. Batch accepted based on laboratory control sample (LCS) recovery.
v2	The continuing calibration verification was below the method acceptance limit. The analyte was not detected in the associated samples and the sensitivity of the instrument was verified with a reporting limit check standard.
v3	The continuing calibration verification was below the method acceptance limit. Any detection for the analyte in the associated samples may have low bias.

This report shall not be reproduced, except in full,
without the written consent of Pace Analytical Services, LLC.

Pace Analytical Services, LLC
9800 Kincey Ave. Suite 100
Huntersville, NC 28078
(704)875-9092

QUALITY CONTROL DATA CROSS REFERENCE TABLE

Project: Colonial Pipeline (8/25)
Pace Project No.: 92492458

Lab ID	Sample ID	QC Batch Method	QC Batch	Analytical Method	Analytical Batch
92492458001	**MW-2 (12.5-15)**	EPA 5035A/5030B	562451	EPA 8260D	562468
92492458002	**MW-2 (22.5-25)**	EPA 5035A/5030B	562451	EPA 8260D	562468
92492458001	**MW-2 (12.5-15)**	ASTM D2974-87	562460		
92492458002	**MW-2 (22.5-25)**	ASTM D2974-87	562460		

This report shall not be reproduced, except in full,
without the written consent of Pace Analytical Services, LLC.

Pace Analytical	Document Name: Sample Condition Upon Receipt(SCUR)	Document Revised: February 7, 2018 Page 1 of 2
	Document No.: F-CAR-CS-033-Rev.06	Issuing Authority: Pace Carolinas Quality Office

Laboratory receiving samples:
Asheville ☐ Eden ☐ Greenwood ☐ Huntersville ☒ Raleigh ☐ Mechanicsville ☐

Sample Condition Upon Receipt

Client Name: AECOM

Project #: WO# : 92492458

92492458

Courier: ☐ Commercial ☐ Fed Ex ☐ Pace ☐ UPS ☐ USPS ☐ Other:____ ☒ Client

Custody Seal Present? ☐ Yes ☒ No **Seals Intact?** ☐ Yes ☐ No

Date/Initials Person Examining Contents:_____

Packing Material: ☐ Bubble Wrap ☐ Bubble Bags ☐ None ☒ Other

Biological Tissue Frozen? ☐ Yes ☐ No ☒ N/A

Thermometer: ☒ IR Gun ID: 92T061 **Type of Ice:** ☒ Wet ☐ Blue ☐ None

Cooler Temp (°C): 5.8 **Correction Factor:** Add/Subtract (°C) 0.0

Cooler Temp Corrected (°C): 5.8

Temp should be above freezing to 6°C
☐ Samples out of temp criteria. Samples on ice, cooling process has begun

USDA Regulated Soil (☐ N/A, water sample)
Did samples originate in a quarantine zone within the United States: CA, NY, or SC (check maps)? ☐ Yes ☒ No

Did samples originate from a foreign source (internationally, including Hawaii and Puerto Rico)? ☐ Yes ☒ No

				Comments/Discrepancy:
Chain of Custody Present?	☒ Yes	☐ No	☐ N/A	1.
Samples Arrived within Hold Time?	☒ Yes	☐ No	☐ N/A	2.
Short Hold Time Analysis (<72 hr.)?	☐ Yes	☒ No	☐ N/A	3.
Rush Turn Around Time Requested?	☐ Yes	☒ No	☐ N/A	4.
Sufficient Volume?	☒ Yes	☐ No	☐ N/A	5.
Correct Containers Used?	☒ Yes	☐ No	☐ N/A	6.
-Pace Containers Used?	☒ Yes	☐ No	☐ N/A	
Containers Intact?	☒ Yes	☐ No	☐ N/A	7.
Dissolved analysis: Samples Field Filtered?	☐ Yes	☒ No	☐ N/A	8.
Sample Labels Match COC?	☒ Yes	☐ No	☐ N/A	9.
-Includes Date/Time/ID/Analysis Matrix: SL				
Headspace in VOA Vials (>5-6mm)?	☐ Yes	☐ No	☒ N/A	10.
Trip Blank Present?	☐ Yes	☐ No	☒ N/A	11.
Trip Blank Custody Seals Present?	☐ Yes	☐ No	☒ N/A	

COMMENTS/SAMPLE DISCREPANCY

Field Data Required? ☐ Yes ☐ No

Lot ID of split containers:

CLIENT NOTIFICATION/RESOLUTION

Person contacted: _____ Date/Time: _____

Project Manager SCURF Review: NMG **Date:** 8/26/20

Project Manager SRF Review: NMG **Date:** 8/26/20

Pace Analytical®	Document Name: Sample Condition Upon Receipt(SCUR)	Document Revised: February 7, 2018 Page 1 of 2
	Document No.: F-CAR-CS-033-Rev.06	Issuing Authority: Pace Carolinas Quality Office

***Check mark top half of box if pH and/or dechlorination is verified and within the acceptance range for preservation samples.**

Exceptions: VOA, Coliform, TOC, Oil and Grease, DRO/8015 (water) DOC, LLHg

****Bottom half of box is to list number of bottle**

Project # **WO# : 92492458**

PM: NMG Due Date: 08/26/20

CLIENT: 92-AECOM CHA

Item#	BP4U-125 mL Plastic Unpreserved (N/A) (Cl-)	BP3U-250 mL Plastic Unpreserved (N/A)	BP2U-500 mL Plastic Unpreserved (N/A)	BP1U-1 liter Plastic Unpreserved (N/A)	BP4S-125 mL Plastic H2SO4 (pH < 2) (Cl-)	BP3N-250 mL plastic HNO3 (pH < 2)	BP4Z-125 mL Plastic ZN Acetate & NaOH (>9)	BP4C-125 mL Plastic NaOH (pH > 12) (Cl-)	WGFU-Wide-mouthed Glass jar Unpreserved	AG1U-1 liter Amber Unpreserved (N/A) (Cl-)	AG1H-1 liter Amber HCl (pH < 2)	AG3U-250 mL Amber Unpreserved (N/A) (Cl-)	AG1S-1 liter Amber H2SO4 (pH < 2)	AG3S-250 mL Amber H2SO4 (pH < 2)	AG3A(DG3A)-250 mL Amber NH4Cl (N/A)(Cl-)	DG9H-40 mL VOA HCl (N/A)	VG9T-40 mL VOA Na2S2O3 (N/A)	VG9U-40 mL VOA Unp (N/A)	DG9P-40 mL VOA H3PO4 (N/A)	VOAK (6 vials per kit)-5035 kit (N/A)	V/GK (3 vials per kit)-VPH/Gas kit (N/A)	SP5T-125 mL Sterile Plastic (N/A – lab)	SP2T-250 mL Sterile Plastic (N/A – lab)		BP3A-250 mL Plastic (NH2)2SO4 (9.3-9.7)	AG0U-100 mL Amber Unpreserved vials (N/A)	VSGU-20 mL Scintillation vials (N/A)	DG9U-40 mL Amber Unpreserved vials (N/A)
1																						2							
2																						2							
3																													
4																													
5																													
6																													
7																													
8																													
9																													
10																													
11																													
12																													

pH Adjustment Log for Preserved Samples

Sample ID	Type of Preservative	pH upon receipt	Date preservation adjusted	Time preservation adjusted	Amount of Preservative added	Lot #

Note: Whenever there is a discrepancy affecting North Carolina compliance samples, a copy of this form will be sent to the North Carolina DEHNR Certification Office (i.e. Out of hold, incorrect preservative, out of temp, incorrect containers.

Pace Analytical
WWW.PACELABS.COM

CHAIN-OF-CUSTODY / Analytical Request Document

The Chain-of-Custody is a LEGAL DOCUMENT. All relevant fields must be completed accurately.

Page : 1 Of 1

Section A Required Client Information:		Section B Required Project Information:		Section C Invoice Information:	
Company:	AECOM	Report To:	Andrew Wreschnig	Attention:	
Address:	6000 Fairview Road	Copy To:		Company Name:	
Suite 200, Charlotte, NC 28226				Address:	
Email:		Purchase Order #:		Pace Quote:	
Phone:	(704)522-0330 Fax	Project Name:	Colonial Pipeline (GW)	Pace Project Manager:	nicole.gasiorowski@pacelabs.com,
Requested Due Date:		Project #:		Pace Profile #:	8458

Regulatory Agency
State / Location
NC

MATRIX CODE: Drinking Water DW, Water WT, Waste Water WW, Product P, Soil/Solid SL, Oil OL, Wipe WP, Air AR, Other OT, Tissue TS

ITEM #	SAMPLE ID (One Character per box. (A-Z, 0-9 / , -) Sample Ids must be unique)	MATRIX CODE (see valid codes to left)	SAMPLE TYPE (G=GRAB C=COMP)	COLLECTED START DATE	COLLECTED START TIME	COLLECTED END DATE	COLLECTED END TIME	SAMPLE TEMP AT COLLECTION	# OF CONTAINERS	Preservatives: Unpreserved	H2SO4	HNO3	HCl	NaOH	Na2S2O3	Methanol	Other	Analyses Test	Requested Analysis Filtered (Y/N): VPH (Y/N)	~~6200B~~ 8260 (Y/N)	~~8010 (Total Pb)~~	~~8010 (Diss Pb, Lab Filter)~~	Residual Chlorine (Y/N)	S2412458
1	MW-2(12.5-15)	SL	G	8/25/20	1300				6	X						X			X	X				001
2	MW-2(22.5-25)	SL	G	8/25/20	1310				6	X						X			X	X				002
3																								
4																								
5																								
6																								
7																								
8																								
9																								
10																								
11																								
12																								

ADDITIONAL COMMENTS	RELINQUISHED BY / AFFILIATION	DATE	TIME	ACCEPTED BY / AFFILIATION	DATE	TIME	SAMPLE CONDITIONS: TEMP in C	Received on Ice (Y/N)	Custody Sealed Cooler (Y/N)	Samples Intact (Y/N)
	[signature]	8/25	1854	MD 4 Pace HVL	8/25/20	17:54	5.8	Y	N	Y

SAMPLER NAME AND SIGNATURE

PRINT Name of SAMPLER: Ben Weisarts

SIGNATURE of SAMPLER: [signature]

DATE Signed: 8/25/20

Report of Analysis

Pace Analytical Services, Inc.
9800 Kincey Avenue
Suite 100
Huntersville, NC 28078
Attention: Nicole Gasiorowski

Project Name: COLONIAL PIPELINE

Project Number: 92492458

Lot Number:**VH26003**

Date Completed:08/27/2020

08/27/2020 10:58 AM
Approved and released by:
Project Manager II: **Cathy S. Dover**

The electronic signature above is the equivalent of a handwritten signature.
This report shall not be reproduced, except in its entirety, without the written approval of Pace Analytical Services, LLC.

Case Narrative
Pace Analytical Services, Inc.
Lot Number: VH26003

This Report of Analysis contains the analytical result(s) for the sample(s) listed on the Sample Summary following this Case Narrative. The sample receiving date is documented in the header information associated with each sample.

All results listed in this report relate only to the samples that are contained within this report.

Sample receipt, sample analysis, and data review have been performed in accordance with the most current approved NELAC standards, the Pace Analytical Services, LLC ("Pace") Quality Assurance Management Plan (QAMP), standard operating procedures (SOPs), and Pace policies. Any exceptions to the NELAC standards, the QAMP, SOPs or policies are qualified on the results page or discussed below.

Where applicable, all soil sample analysis are reported on a dry weight basis unless flagged with a "W" qualifier.

If you have any questions regarding this report please contact the Pace Project Manager listed on the cover page.

Sample Summary
Pace Analytical Services, Inc.
Lot Number: VH26003
Project Name: COLONIAL PIPELINE
Project Number: 92492458

Sample Number	Sample ID	Matrix	Date Sampled	Date Received
001	MW-2 (12.5-15)	Solid	08/25/2020 1300	08/26/2020
002	MW-2 (22.5-25)	Solid	08/25/2020 1300	08/26/2020

(2 samples)

Detection Summary

Pace Analytical Services, Inc.

Lot Number: VH26003

Project Name: COLONIAL PIPELINE

Project Number: 92492458

Sample	Sample ID	Matrix	Parameter	Method	Result	Q	Units	Page

(0 detections)

MADEP VPH (aliphatics)

Client: **Pace Analytical Services, Inc.**		Laboratory ID: **VH26003-001**	
Description: **MW-2 (12.5-15)**		Matrix: **Solid**	
Date Sampled: **08/25/2020 1300**	Project Name: **COLONIAL PIPELINE**	% Solids: **80.1**	**08/26/2020 1630**
Date Received: **08/26/2020**	Project Number: **92492458**		

Run	Prep Method	Analytical Method	Dilution	Analysis Date	Analyst	Prep Date	Batch
1	VPH	MADEP-VPH-18-2.1	1	08/26/2020 1502	ECB		64736

Parameter	CAS Number	Analytical Method	Result	Q	LOQ	Units	Run
C5 - C8 Aliphatics		MADEP-VPH-18-	ND		4.3	mg/kg	1
C9 - C12 Aliphatics		MADEP-VPH-18-	ND		4.3	mg/kg	1

Surrogate	Q	Run 1 % Recovery	Acceptance Limits
2,5-Dibromotoluene (FID)		123	70-130

LOQ = Limit of Quantitation	B = Detected in the method blank	E = Quantitation of compound exceeded the calibration range
ND = Not detected at or above the LOQ	N = Recovery is out of criteria	P = The RPD between two GC columns exceeds 40%
H = Out of holding time	W = Reported on wet weight basis	

Pace Analytical Services, LLC *(formerly Shealy Environmental Services, Inc.)*
106 Vantage Point Drive West Columbia, SC 29172 (803) 791-9700 Fax (803) 791-9111 www.pacelabs.com

MADEP VPH (aromatics)

Client: **Pace Analytical Services, Inc.**			Laboratory ID: **VH26003-001**
Description: **MW-2 (12.5-15)**			Matrix: **Solid**
Date Sampled: **08/25/2020 1300**	Project Name: **COLONIAL PIPELINE**		% Solids: **80.1** **08/26/2020 1630**
Date Received: **08/26/2020**	Project Number: **92492458**		

Run	Prep Method	Analytical Method	Dilution	Analysis Date	Analyst	Prep Date	Batch
1	VPH	MADEP-VPH-18-2.1	1	08/26/2020 1502	ECB		64742

Parameter	CAS Number	Analytical Method	Result	Q	LOQ	Units	Run
C9 - C10 Aromatics		MADEP-VPH-18-	ND		1.4	mg/kg	1

Surrogate	Q	Run 1 % Recovery	Acceptance Limits
2,5-Dibromotoluene (PID)		124	70-130

LOQ = Limit of Quantitation
ND = Not detected at or above the LOQ
H = Out of holding time
B = Detected in the method blank
N = Recovery is out of criteria
W = Reported on wet weight basis
E = Quantitation of compound exceeded the calibration range
P = The RPD between two GC columns exceeds 40%

Pace Analytical Services, LLC *(formerly Shealy Environmental Services, Inc.)*
106 Vantage Point Drive West Columbia, SC 29172 (803) 791-9700 Fax (803) 791-9111 www.pacelabs.com

MADEP VPH (aliphatics)

Client: **Pace Analytical Services, Inc.** Laboratory ID: **VH26003-002**

Description: **MW-2 (22.5-25)** Matrix: **Solid**

Date Sampled: **08/25/2020 1300** Project Name: **COLONIAL PIPELINE** % Solids: **84.6** **08/26/2020 1630**

Date Received: **08/26/2020** Project Number: **92492458**

Run	Prep Method	Analytical Method	Dilution	Analysis Date	Analyst	Prep Date	Batch
1	VPH	MADEP-VPH-18-2.1	1	08/26/2020 1433	ECB		64736

Parameter	CAS Number	Analytical Method	Result	Q	LOQ	Units	Run
C5 - C8 Aliphatics		MADEP-VPH-18-	ND		3.9	mg/kg	1
C9 - C12 Aliphatics		MADEP-VPH-18-	ND		3.9	mg/kg	1

Surrogate	Q	Run 1 % Recovery	Acceptance Limits
2,5-Dibromotoluene (FID)		126	70-130

LOQ = Limit of Quantitation
ND = Not detected at or above the LOQ
H = Out of holding time
B = Detected in the method blank
N = Recovery is out of criteria
W = Reported on wet weight basis
E = Quantitation of compound exceeded the calibration range
P = The RPD between two GC columns exceeds 40%

Pace Analytical Services, LLC *(formerly Shealy Environmental Services, Inc.)*
106 Vantage Point Drive West Columbia, SC 29172 (803) 791-9700 Fax (803) 791-9111 www.pacelabs.com

MADEP VPH (aromatics)

Client: **Pace Analytical Services, Inc.** Laboratory ID: **VH26003-002**

Description: **MW-2 (22.5-25)** Matrix: **Solid**

Date Sampled: **08/25/2020 1300** Project Name: **COLONIAL PIPELINE** % Solids: **84.6** **08/26/2020 1630**

Date Received: **08/26/2020** Project Number: **92492458**

Run	Prep Method	Analytical Method	Dilution	Analysis Date	Analyst	Prep Date	Batch
1	VPH	MADEP-VPH-18-2.1	1	08/26/2020 1433	ECB		64742

Parameter	CAS Number	Analytical Method	Result	Q	LOQ	Units	Run
C9 - C10 Aromatics		MADEP-VPH-18-	ND		1.3	mg/kg	1

Surrogate	Q	Run 1 % Recovery	Acceptance Limits
2,5-Dibromotoluene (PID)		130	70-130

LOQ = Limit of Quantitation
ND = Not detected at or above the LOQ
H = Out of holding time
B = Detected in the method blank
N = Recovery is out of criteria
W = Reported on wet weight basis
E = Quantitation of compound exceeded the calibration range
P = The RPD between two GC columns exceeds 40%

Pace Analytical Services, LLC *(formerly Shealy Environmental Services, Inc.)*
106 Vantage Point Drive West Columbia, SC 29172 (803) 791-9700 Fax (803) 791-9111 www.pacelabs.com

QC Summary

MADEP VPH (aliphatics) - MB

Sample ID: VQ64736-001
Batch: 64736
Analytical Method: MADEP-VPH-18-2.1

Matrix: Solid
Prep Method: VPH

Parameter	Result	Q	Dil	LOQ	Units	Analysis Date
C5 - C8 Aliphatics	ND		1	3.8	mg/kg	08/26/2020 1316
C9 - C12 Aliphatics	ND		1	3.8	mg/kg	08/26/2020 1316

Surrogate	Q	% Rec	Acceptance Limit
2,5-Dibromotoluene (FID)		100	70-130

LOQ = Limit of Quantitation

ND = Not detected at or above the LOQ

N = Recovery is out of criteria

P = The RPD between two GC columns exceeds 40%

+ = RPD is out of criteria

Note: Calculations are performed before rounding to avoid round-off errors in calculated results

MADEP VPH (aliphatics) - LCS

Sample ID: VQ64736-002
Batch: 64736
Analytical Method: MADEP-VPH-18-2.1

Matrix: Solid
Prep Method: VPH

Parameter	Spike Amount (mg/kg)	Result (mg/kg)	Q	Dil	% Rec	% Rec Limit	Analysis Date
C5 - C8 Aliphatics	7.5	6.3		1	84	70-130	08/26/2020 1219
C9 - C12 Aliphatics	8.8	8.0		1	91	70-130	08/26/2020 1219

Surrogate	Q	% Rec	Acceptance Limit
2,5-Dibromotoluene (FID)		90	70-130

LOQ = Limit of Quantitation

ND = Not detected at or above the LOQ

N = Recovery is out of criteria

P = The RPD between two GC columns exceeds 40%

+ = RPD is out of criteria

Note: Calculations are performed before rounding to avoid round-off errors in calculated results

MADEP VPH (aliphatics) - LCSD

Sample ID: VQ64736-003
Batch: 64736
Analytical Method: MADEP-VPH-18-2.1

Matrix: Solid
Prep Method: VPH

Parameter	Spike Amount (mg/kg)	Result (mg/kg)	Q	Dil	% Rec	% RPD	% Rec Limit	% RPD Limit	Analysis Date
C5 - C8 Aliphatics	7.5	6.3		1	84	0.32	70-130	25	08/26/2020 1247
C9 - C12 Aliphatics	8.8	8.1		1	92	0.85	70-130	25	08/26/2020 1247

Surrogate	Q	% Rec	Acceptance Limit
2,5-Dibromotoluene (FID)		92	70-130

LOQ = Limit of Quantitation

ND = Not detected at or above the LOQ

N = Recovery is out of criteria

P = The RPD between two GC columns exceeds 40%

+ = RPD is out of criteria

Note: Calculations are performed before rounding to avoid round-off errors in calculated results

MADEP VPH (aromatics) - MB

Sample ID: VQ64742-001
Batch: 64742
Analytical Method: MADEP-VPH-18-2.1

Matrix: Solid
Prep Method: VPH

Parameter	Result	Q	Dil	LOQ	Units	Analysis Date
C9 - C10 Aromatics	ND		1	1.3	mg/kg	08/26/2020 1316

Surrogate	Q	% Rec	Acceptance Limit
2,5-Dibromotoluene (PID)		100	70-130

LOQ = Limit of Quantitation

ND = Not detected at or above the LOQ

N = Recovery is out of criteria

P = The RPD between two GC columns exceeds 40%

+ = RPD is out of criteria

Note: Calculations are performed before rounding to avoid round-off errors in calculated results

MADEP VPH (aromatics) - LCS

Sample ID: VQ64742-002
Batch: 64742
Analytical Method: MADEP-VPH-18-2.1

Matrix: Solid
Prep Method: VPH

Parameter	Spike Amount (mg/kg)	Result (mg/kg)	Q	Dil	% Rec	% Rec Limit	Analysis Date
C9 - C10 Aromatics	1.3	1.2		1	96	70-130	08/26/2020 1219

Surrogate	Q	% Rec	Acceptance Limit
2,5-Dibromotoluene (PID)		92	70-130

LOQ = Limit of Quantitation

ND = Not detected at or above the LOQ

N = Recovery is out of criteria

P = The RPD between two GC columns exceeds 40%

+ = RPD is out of criteria

Note: Calculations are performed before rounding to avoid round-off errors in calculated results

MADEP VPH (aromatics) - LCSD

Sample ID: VQ64742-003
Batch: 64742
Analytical Method: MADEP-VPH-18-2.1

Matrix: Solid
Prep Method: VPH

Parameter	Spike Amount (mg/kg)	Result (mg/kg)	Q	Dil	% Rec	% RPD	% Rec Limit	% RPD Limit	Analysis Date
C9 - C10 Aromatics	1.3	1.2		1	96	0.00	70-130	25	08/26/2020 1247

Surrogate	Q	% Rec	Acceptance Limit
2,5-Dibromotoluene (PID)		100	70-130

LOQ = Limit of Quantitation

ND = Not detected at or above the LOQ

N = Recovery is out of criteria

P = The RPD between two GC columns exceeds 40%

+ = RPD is out of criteria

Note: Calculations are performed before rounding to avoid round-off errors in calculated results

Chain of Custody
and
Miscellaneous Documents

Internal Transfer Chain of Custody

☐ Samples Pre-Logged into eCOC.

Pace Analytical®
www.pacelabs.com

State Of Origin: NC
Cert. Needed: ☑ Yes ☐ No
Owner Received Date: 8/25/2020 Results Requested By: 8/26/2020

Workorder: 92492458 Workorder COLONIAL PIPELINE

Report To
Nicole Gasiorowski
Pace Analytical Charlotte
9800 Kincey Ave. Suite 100
Huntersville, NC 28078
Phone (704)875-9092

Subcontract To
Pace Analytical West Columbia
106 Vantage Point Drive
West Columbia, SC 29172
Phone (803)791-9700

Requested Analysis

VH26003
CSD

Item	Sample ID	Sample Type	Collect Date/Time	Lab ID	Matrix	Preserved Containers: Other	Subbed work within PASI GCV	VPH	LAB USE ONLY
1	MW-2 (12.5-15)	PS	8/25/2020 13:00	92492458001	Solid	1	X		
2	MW-2 (22.5-25)	PS	8/25/2020 13:00	92492458002	Solid	1	X		
3									
4									
5									

Transfers	Released By	Date/Time	Received By	Date/Time
1	NDePace HVC 8/25/20 1800			
2				
3			[signature]	8/26/2020 0-158

Comments

Cooler Temperature on Receipt 1.5 °C | Custody Seal Y or N | Received on Ice Y or N | Samples Intact Y or N

***In order to maintain client confidentiality, location/name of the sampling site, sampler's name and signature may not be provided on this COC document. This chain of custody is considered complete as is since this information is available in the owner laboratory.*

Tuesday, August 25, 2020 6:00:27 PM FMT-ALL-C-002rev.00 24March2009 Page 1 of 1

Shealy Environmental Services, Inc.
Document Number: ME0018C-14

Page 1 of 1
Effective Date: 8/2/2018

Sample Receipt Checklist (SRC)

Client: PACE Cooler Inspected by/date: JSH / 08/26/2020 Lot #: VH26003

Means of receipt: ☐ SESI ☑ Client ☐ UPS ☐ FedEx ☐ Other: ____

☐ Yes	☑ No		1. Were custody seals present on the cooler?
☐ Yes	☐ No	☑ NA	2. If custody seals were present, were they intact and unbroken?

pH Strip ID: NA Chlorine Strip ID: NA Tested by: NA

Original temperature upon receipt / Derived (Corrected) temperature upon receipt %Solid Snap-Cup ID: 20-1342

1.5 / 1.5 °C NA / NA °C NA / NA °C NA / NA °C

Method: ☐ Temperature Blank ☑ Against Bottles IR Gun ID: 5 IR Gun Correction Factor: 0 °C

Method of coolant: ☑ Wet Ice ☐ Ice Packs ☐ Dry Ice ☐ None

☐ Yes	☐ No	☑ NA	3. If temperature of any cooler exceeded 6.0°C, was Project Manager Notified? PM was Notified by: phone / email / face-to-face (circle one).
☐ Yes	☐ No	☑ NA	4. Is the commercial courier's packing slip attached to this form?
☑ Yes	☐ No		5. Were proper custody procedures (relinquished/received) followed?
☑ Yes	☐ No		6. Were sample IDs listed on the COC?
☑ Yes	☐ No		7. Were sample IDs listed on all sample containers?
☑ Yes	☐ No		8. Was collection date & time listed on the COC?
☑ Yes	☐ No		9. Was collection date & time listed on all sample containers?
☑ Yes	☐ No		10. Did all container label information (ID, date, time) agree with the COC?
☑ Yes	☐ No		11. Were tests to be performed listed on the COC?
☑ Yes	☐ No		12. Did all samples arrive in the proper containers for each test and/or in good condition (unbroken, lids on, etc.)? ____
☑ Yes	☐ No		13. Was adequate sample volume available?
☑ Yes	☐ No		14. Were all samples received within ½ the holding time or 48 hours, whichever comes first?
☐ Yes	☑ No		15. Were any samples containers missing/excess (circle one) samples Not listed on COC?
☐ Yes	☐ No	☑ NA	16. For VOA and RSK-175 samples, were bubbles present >"pea-size" (¼"or 6mm in diameter) in any of the VOA vials?
☐ Yes	☐ No	☑ NA	17. Were all DRO/metals/nutrient samples received at a pH of < 2?
☐ Yes	☐ No	☑ NA	18. Were all cyanide samples received at a pH > 12 and sulfide samples received at a pH > 9?
☐ Yes	☐ No	☑ NA	19. Were all applicable NH_3/TKN/cyanide/phenol/625 (< 0.5mg/L) samples free of residual chlorine?
☐ Yes	☐ No	☑ NA	20. Were client remarks/requests (i.e. requested dilutions, MS/MSD designations, etc…) correctly transcribed from the COC into the comment section in LIMS?
☐ Yes	☑ No		21. Was the quote number listed on the container label? If yes, Quote # NA

Sample Preservation (Must be completed for any sample(s) incorrectly preserved or with headspace.)

Sample(s) NA were received incorrectly preserved and were adjusted accordingly in sample receiving with NA mL of circle one: H_2SO_4, HNO_3, HCl, NaOH using SR # NA.

Time of preservation NA. If more than one preservative is needed, please note in the comments below.

Sample(s) NA were received with bubbles >6 mm in diameter.

Samples(s) NA were received with TRC > 0.5 mg/L (If #19 is ***no***) and were adjusted accordingly in sample receiving with sodium thiosulfate ($Na_2S_2O_3$) with Shealy ID: NA.

SR barcode labels applied by: JSH Date: 08/26/2020

Comments:

Pace Analytical Services, LLC
9800 Kincey Ave. Suite 100
Huntersville, NC 28078
(704)875-9092

August 28, 2020

Andrew Wreschnig
AECOM
6000 Fairview Road
Suite 200
Charlotte, NC 28210

RE: Project: Colonial Pipeline (8/26)
Pace Project No.: 92492672

Dear Andrew Wreschnig:

Enclosed are the analytical results for sample(s) received by the laboratory on August 26, 2020. The results relate only to the samples included in this report. Results reported herein conform to the applicable TNI/NELAC Standards and the laboratory's Quality Manual, where applicable, unless otherwise noted in the body of the report.

The test results provided in this final report were generated by each of the following laboratories within the Pace Network:

- Pace Analytical Services - Charlotte

If you have any questions concerning this report, please feel free to contact me.

Sincerely,

Nicole Gasiorowski

Nicole Gasiorowski
nicole.gasiorowski@pacelabs.com
(704)875-9092
Project Manager

Enclosures

cc: Jeff Morrison, Colonial Pipeline Company

This report shall not be reproduced, except in full,
without the written consent of Pace Analytical Services, LLC.

Pace Analytical Services, LLC
9800 Kincey Ave. Suite 100
Huntersville, NC 28078
(704)875-9092

CERTIFICATIONS

Project: Colonial Pipeline (8/26)
Pace Project No.: 92492672

Pace Analytical Services Charlotte
9800 Kincey Ave. Ste 100, Huntersville, NC 28078
Louisiana/NELAP Certification # LA170028
North Carolina Drinking Water Certification #: 37706
North Carolina Field Services Certification #: 5342
North Carolina Wastewater Certification #: 12
South Carolina Certification #: 99006001
Florida/NELAP Certification #: E87627
Kentucky UST Certification #: 84
Virginia/VELAP Certification #: 460221

This report shall not be reproduced, except in full,
without the written consent of Pace Analytical Services, LLC.

Pace Analytical Services, LLC
9800 Kincey Ave. Suite 100
Huntersville, NC 28078
(704)875-9092

SAMPLE ANALYTE COUNT

Project: Colonial Pipeline (8/26)
Pace Project No.: 92492672

Lab ID	Sample ID	Method	Analysts	Analytes Reported	Laboratory
92492672001	**MW-3 (2.5-5)**	EPA 8260D	SAS	70	PASI-C
		ASTM D2974-87	KDF	1	PASI-C
92492672002	**MW-3 (15-17.5)**	EPA 8260D	SAS	70	PASI-C
		ASTM D2974-87	KDF	1	PASI-C

PASI-C = Pace Analytical Services - Charlotte

This report shall not be reproduced, except in full,
without the written consent of Pace Analytical Services, LLC.

Pace Analytical Services, LLC
9800 Kincey Ave. Suite 100
Huntersville, NC 28078
(704)875-9092

ANALYTICAL RESULTS

Project: Colonial Pipeline (8/26)
Pace Project No.: 92492672

Sample: MW-3 (2.5-5) **Lab ID: 92492672001** Collected: 08/25/20 18:30 Received: 08/26/20 14:15 Matrix: Solid

Results reported on a "dry weight" basis and are adjusted for percent moisture, sample size and any dilutions.

Parameters	Results	Units	Report Limit	DF	Prepared	Analyzed	CAS No.	Qual
8260D/5035A/5030B Volatiles	Analytical Method: EPA 8260D Preparation Method: EPA 5035A/5030B Pace Analytical Services - Charlotte							
Acetone	ND	ug/kg	110	1	08/27/20 10:42	08/27/20 12:37	67-64-1	
Benzene	ND	ug/kg	5.5	1	08/27/20 10:42	08/27/20 12:37	71-43-2	
Bromobenzene	ND	ug/kg	5.5	1	08/27/20 10:42	08/27/20 12:37	108-86-1	
Bromochloromethane	ND	ug/kg	5.5	1	08/27/20 10:42	08/27/20 12:37	74-97-5	IK
Bromodichloromethane	ND	ug/kg	5.5	1	08/27/20 10:42	08/27/20 12:37	75-27-4	
Bromoform	ND	ug/kg	5.5	1	08/27/20 10:42	08/27/20 12:37	75-25-2	
Bromomethane	ND	ug/kg	11.0	1	08/27/20 10:42	08/27/20 12:37	74-83-9	v1
2-Butanone (MEK)	ND	ug/kg	110	1	08/27/20 10:42	08/27/20 12:37	78-93-3	
n-Butylbenzene	ND	ug/kg	5.5	1	08/27/20 10:42	08/27/20 12:37	104-51-8	
sec-Butylbenzene	ND	ug/kg	5.5	1	08/27/20 10:42	08/27/20 12:37	135-98-8	
tert-Butylbenzene	ND	ug/kg	5.5	1	08/27/20 10:42	08/27/20 12:37	98-06-6	
Carbon tetrachloride	ND	ug/kg	5.5	1	08/27/20 10:42	08/27/20 12:37	56-23-5	
Chlorobenzene	ND	ug/kg	5.5	1	08/27/20 10:42	08/27/20 12:37	108-90-7	
Chloroethane	ND	ug/kg	11.0	1	08/27/20 10:42	08/27/20 12:37	75-00-3	
Chloroform	ND	ug/kg	5.5	1	08/27/20 10:42	08/27/20 12:37	67-66-3	
Chloromethane	ND	ug/kg	11.0	1	08/27/20 10:42	08/27/20 12:37	74-87-3	v2
2-Chlorotoluene	ND	ug/kg	5.5	1	08/27/20 10:42	08/27/20 12:37	95-49-8	
4-Chlorotoluene	ND	ug/kg	5.5	1	08/27/20 10:42	08/27/20 12:37	106-43-4	
1,2-Dibromo-3-chloropropane	ND	ug/kg	5.5	1	08/27/20 10:42	08/27/20 12:37	96-12-8	
Dibromochloromethane	ND	ug/kg	5.5	1	08/27/20 10:42	08/27/20 12:37	124-48-1	
1,2-Dibromoethane (EDB)	ND	ug/kg	5.5	1	08/27/20 10:42	08/27/20 12:37	106-93-4	
Dibromomethane	ND	ug/kg	5.5	1	08/27/20 10:42	08/27/20 12:37	74-95-3	
1,2-Dichlorobenzene	ND	ug/kg	5.5	1	08/27/20 10:42	08/27/20 12:37	95-50-1	
1,3-Dichlorobenzene	ND	ug/kg	5.5	1	08/27/20 10:42	08/27/20 12:37	541-73-1	
1,4-Dichlorobenzene	ND	ug/kg	5.5	1	08/27/20 10:42	08/27/20 12:37	106-46-7	
Dichlorodifluoromethane	ND	ug/kg	11.0	1	08/27/20 10:42	08/27/20 12:37	75-71-8	
1,1-Dichloroethane	ND	ug/kg	5.5	1	08/27/20 10:42	08/27/20 12:37	75-34-3	
1,2-Dichloroethane	ND	ug/kg	5.5	1	08/27/20 10:42	08/27/20 12:37	107-06-2	
1,1-Dichloroethene	ND	ug/kg	5.5	1	08/27/20 10:42	08/27/20 12:37	75-35-4	
cis-1,2-Dichloroethene	ND	ug/kg	5.5	1	08/27/20 10:42	08/27/20 12:37	156-59-2	
trans-1,2-Dichloroethene	ND	ug/kg	5.5	1	08/27/20 10:42	08/27/20 12:37	156-60-5	
1,2-Dichloropropane	ND	ug/kg	5.5	1	08/27/20 10:42	08/27/20 12:37	78-87-5	
1,3-Dichloropropane	ND	ug/kg	5.5	1	08/27/20 10:42	08/27/20 12:37	142-28-9	
2,2-Dichloropropane	ND	ug/kg	5.5	1	08/27/20 10:42	08/27/20 12:37	594-20-7	
1,1-Dichloropropene	ND	ug/kg	5.5	1	08/27/20 10:42	08/27/20 12:37	563-58-6	
cis-1,3-Dichloropropene	ND	ug/kg	5.5	1	08/27/20 10:42	08/27/20 12:37	10061-01-5	
trans-1,3-Dichloropropene	ND	ug/kg	5.5	1	08/27/20 10:42	08/27/20 12:37	10061-02-6	
Diisopropyl ether	ND	ug/kg	5.5	1	08/27/20 10:42	08/27/20 12:37	108-20-3	
Ethylbenzene	ND	ug/kg	5.5	1	08/27/20 10:42	08/27/20 12:37	100-41-4	
Hexachloro-1,3-butadiene	ND	ug/kg	5.5	1	08/27/20 10:42	08/27/20 12:37	87-68-3	
2-Hexanone	ND	ug/kg	55.1	1	08/27/20 10:42	08/27/20 12:37	591-78-6	
Isopropylbenzene (Cumene)	ND	ug/kg	5.5	1	08/27/20 10:42	08/27/20 12:37	98-82-8	
p-Isopropyltoluene	**15.9**	ug/kg	5.5	1	08/27/20 10:42	08/27/20 12:37	99-87-6	
Methylene Chloride	ND	ug/kg	22.0	1	08/27/20 10:42	08/27/20 12:37	75-09-2	v2
4-Methyl-2-pentanone (MIBK)	ND	ug/kg	55.1	1	08/27/20 10:42	08/27/20 12:37	108-10-1	

REPORT OF LABORATORY ANALYSIS

This report shall not be reproduced, except in full,
without the written consent of Pace Analytical Services, LLC.

Pace Analytical Services, LLC
9800 Kincey Ave. Suite 100
Huntersville, NC 28078
(704)875-9092

ANALYTICAL RESULTS

Project: Colonial Pipeline (8/26)
Pace Project No.: 92492672

Sample: MW-3 (2.5-5) **Lab ID: 92492672001** Collected: 08/25/20 18:30 Received: 08/26/20 14:15 Matrix: Solid

Results reported on a "dry weight" basis and are adjusted for percent moisture, sample size and any dilutions.

Parameters	Results	Units	Report Limit	DF	Prepared	Analyzed	CAS No.	Qual
8260D/5035A/5030B Volatiles	Analytical Method: EPA 8260D Preparation Method: EPA 5035A/5030B Pace Analytical Services - Charlotte							
Methyl-tert-butyl ether	ND	ug/kg	5.5	1	08/27/20 10:42	08/27/20 12:37	1634-04-4	
Naphthalene	ND	ug/kg	5.5	1	08/27/20 10:42	08/27/20 12:37	91-20-3	
n-Propylbenzene	ND	ug/kg	5.5	1	08/27/20 10:42	08/27/20 12:37	103-65-1	
Styrene	ND	ug/kg	5.5	1	08/27/20 10:42	08/27/20 12:37	100-42-5	
1,1,1,2-Tetrachloroethane	ND	ug/kg	5.5	1	08/27/20 10:42	08/27/20 12:37	630-20-6	
1,1,2,2-Tetrachloroethane	ND	ug/kg	5.5	1	08/27/20 10:42	08/27/20 12:37	79-34-5	
Tetrachloroethene	ND	ug/kg	5.5	1	08/27/20 10:42	08/27/20 12:37	127-18-4	
Toluene	ND	ug/kg	5.5	1	08/27/20 10:42	08/27/20 12:37	108-88-3	
1,2,3-Trichlorobenzene	ND	ug/kg	5.5	1	08/27/20 10:42	08/27/20 12:37	87-61-6	
1,2,4-Trichlorobenzene	ND	ug/kg	5.5	1	08/27/20 10:42	08/27/20 12:37	120-82-1	
1,1,1-Trichloroethane	ND	ug/kg	5.5	1	08/27/20 10:42	08/27/20 12:37	71-55-6	
1,1,2-Trichloroethane	ND	ug/kg	5.5	1	08/27/20 10:42	08/27/20 12:37	79-00-5	
Trichloroethene	ND	ug/kg	5.5	1	08/27/20 10:42	08/27/20 12:37	79-01-6	
Trichlorofluoromethane	ND	ug/kg	5.5	1	08/27/20 10:42	08/27/20 12:37	75-69-4	
1,2,3-Trichloropropane	ND	ug/kg	5.5	1	08/27/20 10:42	08/27/20 12:37	96-18-4	
1,2,4-Trimethylbenzene	ND	ug/kg	5.5	1	08/27/20 10:42	08/27/20 12:37	95-63-6	
1,3,5-Trimethylbenzene	ND	ug/kg	5.5	1	08/27/20 10:42	08/27/20 12:37	108-67-8	
Vinyl acetate	ND	ug/kg	55.1	1	08/27/20 10:42	08/27/20 12:37	108-05-4	
Vinyl chloride	ND	ug/kg	11.0	1	08/27/20 10:42	08/27/20 12:37	75-01-4	v2
Xylene (Total)	ND	ug/kg	11.0	1	08/27/20 10:42	08/27/20 12:37	1330-20-7	
m&p-Xylene	ND	ug/kg	11.0	1	08/27/20 10:42	08/27/20 12:37	179601-23-1	
o-Xylene	ND	ug/kg	5.5	1	08/27/20 10:42	08/27/20 12:37	95-47-6	
Surrogates								
Toluene-d8 (S)	98	%	70-130	1	08/27/20 10:42	08/27/20 12:37	2037-26-5	
4-Bromofluorobenzene (S)	100	%	70-130	1	08/27/20 10:42	08/27/20 12:37	460-00-4	
1,2-Dichloroethane-d4 (S)	93	%	70-132	1	08/27/20 10:42	08/27/20 12:37	17060-07-0	
Percent Moisture	Analytical Method: ASTM D2974-87 Pace Analytical Services - Charlotte							
Percent Moisture	**25.2**	%	0.10	1		08/26/20 18:19		

REPORT OF LABORATORY ANALYSIS

This report shall not be reproduced, except in full,
without the written consent of Pace Analytical Services, LLC.

Pace Analytical Services, LLC
9800 Kincey Ave. Suite 100
Huntersville, NC 28078
(704)875-9092

ANALYTICAL RESULTS

Project: Colonial Pipeline (8/26)
Pace Project No.: 92492672

Sample: MW-3 (15-17.5) **Lab ID: 92492672002** Collected: 08/25/20 18:40 Received: 08/26/20 14:15 Matrix: Solid

Results reported on a "dry weight" basis and are adjusted for percent moisture, sample size and any dilutions.

Parameters	Results	Units	Report Limit	DF	Prepared	Analyzed	CAS No.	Qual
8260D/5035A/5030B Volatiles	Analytical Method: EPA 8260D Preparation Method: EPA 5035A/5030B Pace Analytical Services - Charlotte							
Acetone	ND	ug/kg	99.8	1	08/27/20 10:42	08/27/20 12:56	67-64-1	
Benzene	ND	ug/kg	5.0	1	08/27/20 10:42	08/27/20 12:56	71-43-2	
Bromobenzene	ND	ug/kg	5.0	1	08/27/20 10:42	08/27/20 12:56	108-86-1	
Bromochloromethane	ND	ug/kg	5.0	1	08/27/20 10:42	08/27/20 12:56	74-97-5	IK
Bromodichloromethane	ND	ug/kg	5.0	1	08/27/20 10:42	08/27/20 12:56	75-27-4	
Bromoform	ND	ug/kg	5.0	1	08/27/20 10:42	08/27/20 12:56	75-25-2	
Bromomethane	ND	ug/kg	10	1	08/27/20 10:42	08/27/20 12:56	74-83-9	v1
2-Butanone (MEK)	ND	ug/kg	99.8	1	08/27/20 10:42	08/27/20 12:56	78-93-3	
n-Butylbenzene	ND	ug/kg	5.0	1	08/27/20 10:42	08/27/20 12:56	104-51-8	
sec-Butylbenzene	ND	ug/kg	5.0	1	08/27/20 10:42	08/27/20 12:56	135-98-8	
tert-Butylbenzene	ND	ug/kg	5.0	1	08/27/20 10:42	08/27/20 12:56	98-06-6	
Carbon tetrachloride	ND	ug/kg	5.0	1	08/27/20 10:42	08/27/20 12:56	56-23-5	
Chlorobenzene	ND	ug/kg	5.0	1	08/27/20 10:42	08/27/20 12:56	108-90-7	
Chloroethane	ND	ug/kg	10	1	08/27/20 10:42	08/27/20 12:56	75-00-3	
Chloroform	ND	ug/kg	5.0	1	08/27/20 10:42	08/27/20 12:56	67-66-3	
Chloromethane	ND	ug/kg	10	1	08/27/20 10:42	08/27/20 12:56	74-87-3	v2
2-Chlorotoluene	ND	ug/kg	5.0	1	08/27/20 10:42	08/27/20 12:56	95-49-8	
4-Chlorotoluene	ND	ug/kg	5.0	1	08/27/20 10:42	08/27/20 12:56	106-43-4	
1,2-Dibromo-3-chloropropane	ND	ug/kg	5.0	1	08/27/20 10:42	08/27/20 12:56	96-12-8	
Dibromochloromethane	ND	ug/kg	5.0	1	08/27/20 10:42	08/27/20 12:56	124-48-1	
1,2-Dibromoethane (EDB)	ND	ug/kg	5.0	1	08/27/20 10:42	08/27/20 12:56	106-93-4	
Dibromomethane	ND	ug/kg	5.0	1	08/27/20 10:42	08/27/20 12:56	74-95-3	
1,2-Dichlorobenzene	ND	ug/kg	5.0	1	08/27/20 10:42	08/27/20 12:56	95-50-1	
1,3-Dichlorobenzene	ND	ug/kg	5.0	1	08/27/20 10:42	08/27/20 12:56	541-73-1	
1,4-Dichlorobenzene	ND	ug/kg	5.0	1	08/27/20 10:42	08/27/20 12:56	106-46-7	
Dichlorodifluoromethane	ND	ug/kg	10	1	08/27/20 10:42	08/27/20 12:56	75-71-8	
1,1-Dichloroethane	ND	ug/kg	5.0	1	08/27/20 10:42	08/27/20 12:56	75-34-3	
1,2-Dichloroethane	ND	ug/kg	5.0	1	08/27/20 10:42	08/27/20 12:56	107-06-2	
1,1-Dichloroethene	ND	ug/kg	5.0	1	08/27/20 10:42	08/27/20 12:56	75-35-4	
cis-1,2-Dichloroethene	ND	ug/kg	5.0	1	08/27/20 10:42	08/27/20 12:56	156-59-2	
trans-1,2-Dichloroethene	ND	ug/kg	5.0	1	08/27/20 10:42	08/27/20 12:56	156-60-5	
1,2-Dichloropropane	ND	ug/kg	5.0	1	08/27/20 10:42	08/27/20 12:56	78-87-5	
1,3-Dichloropropane	ND	ug/kg	5.0	1	08/27/20 10:42	08/27/20 12:56	142-28-9	
2,2-Dichloropropane	ND	ug/kg	5.0	1	08/27/20 10:42	08/27/20 12:56	594-20-7	
1,1-Dichloropropene	ND	ug/kg	5.0	1	08/27/20 10:42	08/27/20 12:56	563-58-6	
cis-1,3-Dichloropropene	ND	ug/kg	5.0	1	08/27/20 10:42	08/27/20 12:56	10061-01-5	
trans-1,3-Dichloropropene	ND	ug/kg	5.0	1	08/27/20 10:42	08/27/20 12:56	10061-02-6	
Diisopropyl ether	ND	ug/kg	5.0	1	08/27/20 10:42	08/27/20 12:56	108-20-3	
Ethylbenzene	ND	ug/kg	5.0	1	08/27/20 10:42	08/27/20 12:56	100-41-4	
Hexachloro-1,3-butadiene	ND	ug/kg	5.0	1	08/27/20 10:42	08/27/20 12:56	87-68-3	
2-Hexanone	ND	ug/kg	49.9	1	08/27/20 10:42	08/27/20 12:56	591-78-6	
Isopropylbenzene (Cumene)	ND	ug/kg	5.0	1	08/27/20 10:42	08/27/20 12:56	98-82-8	
p-Isopropyltoluene	**5.5**	ug/kg	5.0	1	08/27/20 10:42	08/27/20 12:56	99-87-6	
Methylene Chloride	ND	ug/kg	20.0	1	08/27/20 10:42	08/27/20 12:56	75-09-2	v2
4-Methyl-2-pentanone (MIBK)	ND	ug/kg	49.9	1	08/27/20 10:42	08/27/20 12:56	108-10-1	

REPORT OF LABORATORY ANALYSIS

This report shall not be reproduced, except in full,
without the written consent of Pace Analytical Services, LLC.

Pace Analytical Services, LLC
9800 Kincey Ave. Suite 100
Huntersville, NC 28078
(704)875-9092

ANALYTICAL RESULTS

Project: Colonial Pipeline (8/26)
Pace Project No.: 92492672

Sample: MW-3 (15-17.5) **Lab ID: 92492672002** Collected: 08/25/20 18:40 Received: 08/26/20 14:15 Matrix: Solid

Results reported on a "dry weight" basis and are adjusted for percent moisture, sample size and any dilutions.

Parameters	Results	Units	Report Limit	DF	Prepared	Analyzed	CAS No.	Qual
8260D/5035A/5030B Volatiles	Analytical Method: EPA 8260D Preparation Method: EPA 5035A/5030B Pace Analytical Services - Charlotte							
Methyl-tert-butyl ether	ND	ug/kg	5.0	1	08/27/20 10:42	08/27/20 12:56	1634-04-4	
Naphthalene	ND	ug/kg	5.0	1	08/27/20 10:42	08/27/20 12:56	91-20-3	
n-Propylbenzene	ND	ug/kg	5.0	1	08/27/20 10:42	08/27/20 12:56	103-65-1	
Styrene	ND	ug/kg	5.0	1	08/27/20 10:42	08/27/20 12:56	100-42-5	
1,1,1,2-Tetrachloroethane	ND	ug/kg	5.0	1	08/27/20 10:42	08/27/20 12:56	630-20-6	
1,1,2,2-Tetrachloroethane	ND	ug/kg	5.0	1	08/27/20 10:42	08/27/20 12:56	79-34-5	
Tetrachloroethene	ND	ug/kg	5.0	1	08/27/20 10:42	08/27/20 12:56	127-18-4	
Toluene	ND	ug/kg	5.0	1	08/27/20 10:42	08/27/20 12:56	108-88-3	
1,2,3-Trichlorobenzene	ND	ug/kg	5.0	1	08/27/20 10:42	08/27/20 12:56	87-61-6	
1,2,4-Trichlorobenzene	ND	ug/kg	5.0	1	08/27/20 10:42	08/27/20 12:56	120-82-1	
1,1,1-Trichloroethane	ND	ug/kg	5.0	1	08/27/20 10:42	08/27/20 12:56	71-55-6	
1,1,2-Trichloroethane	ND	ug/kg	5.0	1	08/27/20 10:42	08/27/20 12:56	79-00-5	
Trichloroethene	ND	ug/kg	5.0	1	08/27/20 10:42	08/27/20 12:56	79-01-6	
Trichlorofluoromethane	ND	ug/kg	5.0	1	08/27/20 10:42	08/27/20 12:56	75-69-4	
1,2,3-Trichloropropane	ND	ug/kg	5.0	1	08/27/20 10:42	08/27/20 12:56	96-18-4	
1,2,4-Trimethylbenzene	ND	ug/kg	5.0	1	08/27/20 10:42	08/27/20 12:56	95-63-6	
1,3,5-Trimethylbenzene	ND	ug/kg	5.0	1	08/27/20 10:42	08/27/20 12:56	108-67-8	
Vinyl acetate	ND	ug/kg	49.9	1	08/27/20 10:42	08/27/20 12:56	108-05-4	
Vinyl chloride	ND	ug/kg	10	1	08/27/20 10:42	08/27/20 12:56	75-01-4	v2
Xylene (Total)	ND	ug/kg	10	1	08/27/20 10:42	08/27/20 12:56	1330-20-7	
m&p-Xylene	ND	ug/kg	10	1	08/27/20 10:42	08/27/20 12:56	179601-23-1	
o-Xylene	ND	ug/kg	5.0	1	08/27/20 10:42	08/27/20 12:56	95-47-6	
Surrogates								
Toluene-d8 (S)	98	%	70-130	1	08/27/20 10:42	08/27/20 12:56	2037-26-5	
4-Bromofluorobenzene (S)	102	%	70-130	1	08/27/20 10:42	08/27/20 12:56	460-00-4	
1,2-Dichloroethane-d4 (S)	95	%	70-132	1	08/27/20 10:42	08/27/20 12:56	17060-07-0	
Percent Moisture	Analytical Method: ASTM D2974-87 Pace Analytical Services - Charlotte							
Percent Moisture	**23.7**	%	0.10	1		08/26/20 18:20		

REPORT OF LABORATORY ANALYSIS

This report shall not be reproduced, except in full,
without the written consent of Pace Analytical Services, LLC.

Pace Analytical Services, LLC
9800 Kincey Ave. Suite 100
Huntersville, NC 28078
(704)875-9092

QUALITY CONTROL DATA

Project: Colonial Pipeline (8/26)
Pace Project No.: 92492672

QC Batch: 562779
QC Batch Method: EPA 5035A/5030B
Analysis Method: EPA 8260D
Analysis Description: 8260D 5035A 5030B
Laboratory: Pace Analytical Services - Charlotte
Associated Lab Samples: 92492672001, 92492672002

METHOD BLANK: 2984425 Matrix: Solid
Associated Lab Samples: 92492672001, 92492672002

Parameter	Units	Blank Result	Reporting Limit	Analyzed	Qualifiers
1,1,1,2-Tetrachloroethane	ug/kg	ND	5.0	08/27/20 11:24	
1,1,1-Trichloroethane	ug/kg	ND	5.0	08/27/20 11:24	
1,1,2,2-Tetrachloroethane	ug/kg	ND	5.0	08/27/20 11:24	
1,1,2-Trichloroethane	ug/kg	ND	5.0	08/27/20 11:24	
1,1-Dichloroethane	ug/kg	ND	5.0	08/27/20 11:24	
1,1-Dichloroethene	ug/kg	ND	5.0	08/27/20 11:24	
1,1-Dichloropropene	ug/kg	ND	5.0	08/27/20 11:24	
1,2,3-Trichlorobenzene	ug/kg	ND	5.0	08/27/20 11:24	
1,2,3-Trichloropropane	ug/kg	ND	5.0	08/27/20 11:24	
1,2,4-Trichlorobenzene	ug/kg	ND	5.0	08/27/20 11:24	
1,2,4-Trimethylbenzene	ug/kg	ND	5.0	08/27/20 11:24	
1,2-Dibromo-3-chloropropane	ug/kg	ND	5.0	08/27/20 11:24	
1,2-Dibromoethane (EDB)	ug/kg	ND	5.0	08/27/20 11:24	
1,2-Dichlorobenzene	ug/kg	ND	5.0	08/27/20 11:24	
1,2-Dichloroethane	ug/kg	ND	5.0	08/27/20 11:24	
1,2-Dichloropropane	ug/kg	ND	5.0	08/27/20 11:24	
1,3,5-Trimethylbenzene	ug/kg	ND	5.0	08/27/20 11:24	
1,3-Dichlorobenzene	ug/kg	ND	5.0	08/27/20 11:24	
1,3-Dichloropropane	ug/kg	ND	5.0	08/27/20 11:24	
1,4-Dichlorobenzene	ug/kg	ND	5.0	08/27/20 11:24	
2,2-Dichloropropane	ug/kg	ND	5.0	08/27/20 11:24	
2-Butanone (MEK)	ug/kg	ND	100	08/27/20 11:24	
2-Chlorotoluene	ug/kg	ND	5.0	08/27/20 11:24	
2-Hexanone	ug/kg	ND	50.0	08/27/20 11:24	
4-Chlorotoluene	ug/kg	ND	5.0	08/27/20 11:24	
4-Methyl-2-pentanone (MIBK)	ug/kg	ND	50.0	08/27/20 11:24	
Acetone	ug/kg	ND	100	08/27/20 11:24	
Benzene	ug/kg	ND	5.0	08/27/20 11:24	
Bromobenzene	ug/kg	ND	5.0	08/27/20 11:24	
Bromochloromethane	ug/kg	ND	5.0	08/27/20 11:24	IK
Bromodichloromethane	ug/kg	ND	5.0	08/27/20 11:24	
Bromoform	ug/kg	ND	5.0	08/27/20 11:24	
Bromomethane	ug/kg	ND	10.0	08/27/20 11:24	v1
Carbon tetrachloride	ug/kg	ND	5.0	08/27/20 11:24	
Chlorobenzene	ug/kg	ND	5.0	08/27/20 11:24	
Chloroethane	ug/kg	ND	10.0	08/27/20 11:24	
Chloroform	ug/kg	ND	5.0	08/27/20 11:24	
Chloromethane	ug/kg	ND	10.0	08/27/20 11:24	v2
cis-1,2-Dichloroethene	ug/kg	ND	5.0	08/27/20 11:24	
cis-1,3-Dichloropropene	ug/kg	ND	5.0	08/27/20 11:24	

Results presented on this page are in the units indicated by the "Units" column except where an alternate unit is presented to the right of the result.

REPORT OF LABORATORY ANALYSIS

This report shall not be reproduced, except in full,
without the written consent of Pace Analytical Services, LLC.

Pace Analytical Services, LLC
9800 Kincey Ave. Suite 100
Huntersville, NC 28078
(704)875-9092

QUALITY CONTROL DATA

Project: Colonial Pipeline (8/26)
Pace Project No.: 92492672

METHOD BLANK: 2984425 Matrix: Solid
Associated Lab Samples: 92492672001, 92492672002

Parameter	Units	Blank Result	Reporting Limit	Analyzed	Qualifiers
Dibromochloromethane	ug/kg	ND	5.0	08/27/20 11:24	
Dibromomethane	ug/kg	ND	5.0	08/27/20 11:24	
Dichlorodifluoromethane	ug/kg	ND	10.0	08/27/20 11:24	
Diisopropyl ether	ug/kg	ND	5.0	08/27/20 11:24	
Ethylbenzene	ug/kg	ND	5.0	08/27/20 11:24	
Hexachloro-1,3-butadiene	ug/kg	ND	5.0	08/27/20 11:24	
Isopropylbenzene (Cumene)	ug/kg	ND	5.0	08/27/20 11:24	
m&p-Xylene	ug/kg	ND	10.0	08/27/20 11:24	
Methyl-tert-butyl ether	ug/kg	ND	5.0	08/27/20 11:24	
Methylene Chloride	ug/kg	ND	20.0	08/27/20 11:24	v2
n-Butylbenzene	ug/kg	ND	5.0	08/27/20 11:24	
n-Propylbenzene	ug/kg	ND	5.0	08/27/20 11:24	
Naphthalene	ug/kg	ND	5.0	08/27/20 11:24	
o-Xylene	ug/kg	ND	5.0	08/27/20 11:24	
p-Isopropyltoluene	ug/kg	ND	5.0	08/27/20 11:24	
sec-Butylbenzene	ug/kg	ND	5.0	08/27/20 11:24	
Styrene	ug/kg	ND	5.0	08/27/20 11:24	
tert-Butylbenzene	ug/kg	ND	5.0	08/27/20 11:24	
Tetrachloroethene	ug/kg	ND	5.0	08/27/20 11:24	
Toluene	ug/kg	ND	5.0	08/27/20 11:24	
trans-1,2-Dichloroethene	ug/kg	ND	5.0	08/27/20 11:24	
trans-1,3-Dichloropropene	ug/kg	ND	5.0	08/27/20 11:24	
Trichloroethene	ug/kg	ND	5.0	08/27/20 11:24	
Trichlorofluoromethane	ug/kg	ND	5.0	08/27/20 11:24	
Vinyl acetate	ug/kg	ND	50.0	08/27/20 11:24	
Vinyl chloride	ug/kg	ND	10.0	08/27/20 11:24	v2
Xylene (Total)	ug/kg	ND	10.0	08/27/20 11:24	
1,2-Dichloroethane-d4 (S)	%	98	70-132	08/27/20 11:24	
4-Bromofluorobenzene (S)	%	99	70-130	08/27/20 11:24	
Toluene-d8 (S)	%	100	70-130	08/27/20 11:24	

LABORATORY CONTROL SAMPLE: 2984426

Parameter	Units	Spike Conc.	LCS Result	LCS % Rec	% Rec Limits	Qualifiers
1,1,1,2-Tetrachloroethane	ug/kg	1250	1350	108	70-130	
1,1,1-Trichloroethane	ug/kg	1250	1250	100	70-130	
1,1,2,2-Tetrachloroethane	ug/kg	1250	1190	95	55-130	
1,1,2-Trichloroethane	ug/kg	1250	1230	99	70-130	
1,1-Dichloroethane	ug/kg	1250	1160	93	68-130	
1,1-Dichloroethene	ug/kg	1250	1130	90	70-130	
1,1-Dichloropropene	ug/kg	1250	1140	92	70-130	
1,2,3-Trichlorobenzene	ug/kg	1250	1190	95	70-130	
1,2,3-Trichloropropane	ug/kg	1250	1190	96	70-130	
1,2,4-Trichlorobenzene	ug/kg	1250	1170	93	70-130	

Results presented on this page are in the units indicated by the "Units" column except where an alternate unit is presented to the right of the result.

REPORT OF LABORATORY ANALYSIS

This report shall not be reproduced, except in full,
without the written consent of Pace Analytical Services, LLC.

Pace Analytical Services, LLC
9800 Kincey Ave. Suite 100
Huntersville, NC 28078
(704)875-9092

QUALITY CONTROL DATA

Project: Colonial Pipeline (8/26)
Pace Project No.: 92492672

LABORATORY CONTROL SAMPLE: 2984426

Parameter	Units	Spike Conc.	LCS Result	LCS % Rec	% Rec Limits	Qualifiers
1,2,4-Trimethylbenzene	ug/kg	1250	1140	91	69-130	
1,2-Dibromo-3-chloropropane	ug/kg	1250	1260	101	57-141	
1,2-Dibromoethane (EDB)	ug/kg	1250	1260	100	70-130	
1,2-Dichlorobenzene	ug/kg	1250	1190	95	70-130	
1,2-Dichloroethane	ug/kg	1250	1070	86	70-130	
1,2-Dichloropropane	ug/kg	1250	1230	99	70-130	
1,3,5-Trimethylbenzene	ug/kg	1250	1200	96	70-130	
1,3-Dichlorobenzene	ug/kg	1250	1230	98	70-130	
1,3-Dichloropropane	ug/kg	1250	1240	99	70-130	
1,4-Dichlorobenzene	ug/kg	1250	1180	94	70-130	
2,2-Dichloropropane	ug/kg	1250	1160	93	70-130	
2-Butanone (MEK)	ug/kg	2500	2050	82	60-130	
2-Chlorotoluene	ug/kg	1250	1220	97	70-130	
2-Hexanone	ug/kg	2500	2230	89	70-132	
4-Chlorotoluene	ug/kg	1250	1160	93	70-130	
4-Methyl-2-pentanone (MIBK)	ug/kg	2500	2190	88	69-130	
Acetone	ug/kg	2500	2060	82	49-148	
Benzene	ug/kg	1250	1170	93	70-130	
Bromobenzene	ug/kg	1250	1250	100	70-130	
Bromochloromethane	ug/kg	1250	1210	97	70-130	IK
Bromodichloromethane	ug/kg	1250	1210	97	70-130	
Bromoform	ug/kg	1250	1380	110	68-136	
Bromomethane	ug/kg	1250	1500	120	60-140	v1
Carbon tetrachloride	ug/kg	1250	1360	109	70-130	
Chlorobenzene	ug/kg	1250	1250	100	70-130	
Chloroethane	ug/kg	1250	1120	90	51-147	
Chloroform	ug/kg	1250	1190	95	70-130	
Chloromethane	ug/kg	1250	807	65	48-130	v3
cis-1,2-Dichloroethene	ug/kg	1250	1160	92	70-130	
cis-1,3-Dichloropropene	ug/kg	1250	1280	102	70-130	
Dibromochloromethane	ug/kg	1250	1360	109	70-130	
Dibromomethane	ug/kg	1250	1360	109	70-130	
Dichlorodifluoromethane	ug/kg	1250	1010	80	49-130	
Diisopropyl ether	ug/kg	1250	1030	83	66-130	
Ethylbenzene	ug/kg	1250	1170	93	70-130	
Hexachloro-1,3-butadiene	ug/kg	1250	1180	94	70-130	
Isopropylbenzene (Cumene)	ug/kg	1250	1250	100	70-130	
m&p-Xylene	ug/kg	2500	2500	100	70-130	
Methyl-tert-butyl ether	ug/kg	1250	1160	93	70-130	
Methylene Chloride	ug/kg	1250	952	76	50-137	v3
n-Butylbenzene	ug/kg	1250	1130	90	70-130	
n-Propylbenzene	ug/kg	1250	1140	91	70-130	
Naphthalene	ug/kg	1250	1190	95	70-131	
o-Xylene	ug/kg	1250	1240	99	70-130	
p-Isopropyltoluene	ug/kg	1250	1170	93	70-130	
sec-Butylbenzene	ug/kg	1250	1170	93	70-130	
Styrene	ug/kg	1250	1360	109	70-130	

Results presented on this page are in the units indicated by the "Units" column except where an alternate unit is presented to the right of the result.

REPORT OF LABORATORY ANALYSIS

This report shall not be reproduced, except in full,
without the written consent of Pace Analytical Services, LLC.

Pace Analytical Services, LLC
9800 Kincey Ave. Suite 100
Huntersville, NC 28078
(704)875-9092

QUALITY CONTROL DATA

Project: Colonial Pipeline (8/26)
Pace Project No.: 92492672

LABORATORY CONTROL SAMPLE: 2984426

Parameter	Units	Spike Conc.	LCS Result	LCS % Rec	% Rec Limits	Qualifiers
tert-Butylbenzene	ug/kg	1250	1140	91	69-130	
Tetrachloroethene	ug/kg	1250	1290	103	56-130	
Toluene	ug/kg	1250	1190	95	70-130	
trans-1,2-Dichloroethene	ug/kg	1250	1150	92	70-130	
trans-1,3-Dichloropropene	ug/kg	1250	1250	100	70-130	
Trichloroethene	ug/kg	1250	1280	103	70-141	
Trichlorofluoromethane	ug/kg	1250	1250	100	67-130	
Vinyl acetate	ug/kg	2500	2130	85	10-136	
Vinyl chloride	ug/kg	1250	994	80	67-130	v3
Xylene (Total)	ug/kg	3750	3740	100	70-130	
1,2-Dichloroethane-d4 (S)	%			93	70-132	
4-Bromofluorobenzene (S)	%			102	70-130	
Toluene-d8 (S)	%			99	70-130	

MATRIX SPIKE & MATRIX SPIKE DUPLICATE: 2984427 2984428

Parameter	Units	7339492002 Result	MS Spike Conc.	MSD Spike Conc.	MS Result	MSD Result	MS % Rec	MSD % Rec	% Rec Limits	RPD	Qual
1,1,1,2-Tetrachloroethane	ug/kg	211U	32100	32100	33400	39100	104	122	52-133	16	
1,1,1-Trichloroethane	ug/kg	129U	32100	32100	32200	37300	101	116	49-137	15	
1,1,2,2-Tetrachloroethane	ug/kg	283U	32100	32100	28600	33000	89	103	39-150	14	
1,1,2-Trichloroethane	ug/kg	238U	32100	32100	31700	36500	99	114	48-140	14	
1,1-Dichloroethane	ug/kg	141U	32100	32100	29400	34200	92	107	46-135	15	
1,1-Dichloroethene	ug/kg	101U	32100	32100	30300	33900	95	106	38-149	11	
1,1-Dichloropropene	ug/kg	153U	32100	32100	30200	34100	94	106	41-140	12	
1,2,3-Trichlorobenzene	ug/kg	196U	32100	32100	30000	33800	93	105	10-158	12	
1,2,3-Trichloropropane	ug/kg	261U	32100	32100	28200	33100	88	103	33-157	16	
1,2,4-Trichlorobenzene	ug/kg	179U	32100	32100	29800	33400	93	104	10-155	12	
1,2,4-Trimethylbenzene	ug/kg	140000	32100	32100	177000	190000	115	157	24-154	7	M1
1,2-Dibromo-3-chloropropane	ug/kg	297U	32100	32100	31100	36200	97	113	33-158	15	
1,2-Dibromoethane (EDB)	ug/kg	226U	32100	32100	30600	35600	95	111	40-136	15	
1,2-Dichlorobenzene	ug/kg	190U	32100	32100	29900	34400	93	107	27-146	14	
1,2-Dichloroethane	ug/kg	131U	32100	32100	30300	34400	95	108	49-140	13	
1,2-Dichloropropane	ug/kg	199U	32100	32100	32200	36700	100	115	44-143	13	
1,3,5-Trimethylbenzene	ug/kg	191U	32100	32100	69800	75000	218	234	40-144	7	M1
1,3-Dichlorobenzene	ug/kg	265U	32100	32100	30200	34300	94	107	33-140	13	
1,3-Dichloropropane	ug/kg	222U	32100	32100	30300	34600	95	108	47-147	13	
1,4-Dichlorobenzene	ug/kg	240U	32100	32100	29400	32800	92	102	35-139	11	
2,2-Dichloropropane	ug/kg	176U	32100	32100	30000	34400	93	108	41-140	14	
2-Butanone (MEK)	ug/kg	2720U	64100	64100	57100	66800	89	104	10-181	16	
2-Chlorotoluene	ug/kg	228U	32100	32100	34100	38300	106	120	38-147	12	
2-Hexanone	ug/kg	636U	64100	64100	59600	68800	93	107	18-169	14	
4-Chlorotoluene	ug/kg	204U	32100	32100	31000	34600	97	108	36-145	11	
4-Methyl-2-pentanone (MIBK)	ug/kg	2710U	64100	64100	58300	67600	91	106	16-175	15	
Acetone	ug/kg	2390U	64100	64100	52700	61500	82	96	10-200	15	

Results presented on this page are in the units indicated by the "Units" column except where an alternate unit is presented to the right of the result.

REPORT OF LABORATORY ANALYSIS

This report shall not be reproduced, except in full,
without the written consent of Pace Analytical Services, LLC.

Pace Analytical Services, LLC
9800 Kincey Ave. Suite 100
Huntersville, NC 28078
(704)875-9092

QUALITY CONTROL DATA

Project: Colonial Pipeline (8/26)
Pace Project No.: 92492672

MATRIX SPIKE & MATRIX SPIKE DUPLICATE: 2984427 2984428

Parameter	Units	7339492002 Result	MS Spike Conc.	MSD Spike Conc.	MS Result	MSD Result	MS % Rec	MSD % Rec	% Rec Limits	RPD	Qual
Benzene	ug/kg	26200	32100	32100	56300	62700	94	114	46-136	11	
Bromobenzene	ug/kg	217U	32100	32100	31500	35900	98	112	38-149	13	
Bromochloromethane	ug/kg	243U	32100	32100	28700	34600	89	108	44-142	19	IK
Bromodichloromethane	ug/kg	210U	32100	32100	30100	35200	94	110	41-140	16	
Bromoform	ug/kg	173U	32100	32100	33000	39200	103	122	34-145	17	
Bromomethane	ug/kg	504U	32100	32100	48200	46900	150	146	14-162	3	v1
Carbon tetrachloride	ug/kg	142U	32100	32100	37000	41800	116	131	44-141	12	
Chlorobenzene	ug/kg	208U	32100	32100	31400	35500	98	111	39-141	12	
Chloroethane	ug/kg	339U	32100	32100	28400	29400	89	92	10-182	3	
Chloroform	ug/kg	158U	32100	32100	29800	34600	93	108	45-140	15	
Chloromethane	ug/kg	450U	32100	32100	24000	26700	75	83	19-149	11	v2,v3
cis-1,2-Dichloroethene	ug/kg	183U	32100	32100	29400	33700	92	105	38-150	14	
cis-1,3-Dichloropropene	ug/kg	208U	32100	32100	31100	35900	97	112	30-144	14	
Dibromochloromethane	ug/kg	172U	32100	32100	32700	37900	102	118	36-145	15	
Dibromomethane	ug/kg	160U	32100	32100	33500	38400	104	120	41-145	14	
Dichlorodifluoromethane	ug/kg	110U	32100	32100	27600	31400	86	98	16-146	13	
Diisopropyl ether	ug/kg	847	32100	32100	27100	31800	82	97	41-143	16	
Ethylbenzene	ug/kg	73100	32100	32100	108000	116000	107	135	35-144	8	
Hexachloro-1,3-butadiene	ug/kg	304U	32100	32100	31400	36200	98	113	10-160	14	
Isopropylbenzene (Cumene)	ug/kg	202U	32100	32100	39300	43700	123	136	30-152	11	
m&p-Xylene	ug/kg	303000	64100	64100	390000	415000	136	175	33-145	6	M1
Methyl-tert-butyl ether	ug/kg	205U	32100	32100	28200	33000	88	103	49-140	16	
Methylene Chloride	ug/kg	475U	32100	32100	26400	29900	82	93	10-174	13	v2,v3
n-Butylbenzene	ug/kg	174U	32100	32100	35100	37900	110	118	10-160	7	
n-Propylbenzene	ug/kg	221U	32100	32100	50000	55900	156	174	24-159	11	M1
Naphthalene	ug/kg	13600	32100	32100	44200	49600	96	113	10-171	12	
o-Xylene	ug/kg	125000	32100	32100	166000	178000	128	164	31-150	7	M1
p-Isopropyltoluene	ug/kg	177U	32100	32100	35400	39600	110	123	21-154	11	
sec-Butylbenzene	ug/kg	203U	32100	32100	31300	35000	98	109	19-159	11	
Styrene	ug/kg	151U	32100	32100	38000	43000	119	134	15-152	12	
tert-Butylbenzene	ug/kg	172U	32100	32100	30400	34500	95	108	31-141	13	
Tetrachloroethene	ug/kg	159U	32100	32100	34100	37700	107	118	19-141	10	
Toluene	ug/kg	311000	32100	32100	352000	381000	126	216	31-146	8	E,M1
trans-1,2-Dichloroethene	ug/kg	140U	32100	32100	29400	34100	92	106	28-157	15	
trans-1,3-Dichloropropene	ug/kg	271U	32100	32100	30200	35200	94	110	25-146	15	
Trichloroethene	ug/kg	200U	32100	32100	33300	37900	104	118	34-149	13	
Trichlorofluoromethane	ug/kg	79.5U	32100	32100	33700	38900	105	121	10-167	14	
Vinyl acetate	ug/kg	277U	64100	64100	53000	61700	83	96	10-200	15	
Vinyl chloride	ug/kg	123U	32100	32100	27800	30500	87	95	36-155	9	v2,v3
Xylene (Total)	ug/kg	428000	96200	96200	556000	593000	133	172	29-148	6	MS
1,2-Dichloroethane-d4 (S)	%						97	96	70-132		
4-Bromofluorobenzene (S)	%						103	102	70-130		
Toluene-d8 (S)	%						98	98	70-130		

Results presented on this page are in the units indicated by the "Units" column except where an alternate unit is presented to the right of the result.

REPORT OF LABORATORY ANALYSIS

This report shall not be reproduced, except in full,
without the written consent of Pace Analytical Services, LLC.

Pace Analytical Services, LLC
9800 Kincey Ave. Suite 100
Huntersville, NC 28078
(704)875-9092

QUALITY CONTROL DATA

Project: Colonial Pipeline (8/26)
Pace Project No.: 92492672

QC Batch: 562609
QC Batch Method: ASTM D2974-87
Analysis Method: ASTM D2974-87
Analysis Description: Dry Weight/Percent Moisture
Laboratory: Pace Analytical Services - Charlotte

Associated Lab Samples: 92492672001, 92492672002

SAMPLE DUPLICATE: 2983948

Parameter	Units	92492672001 Result	Dup Result	RPD	Qualifiers
Percent Moisture	%	25.2	24.9	1	

Results presented on this page are in the units indicated by the "Units" column except where an alternate unit is presented to the right of the result.

REPORT OF LABORATORY ANALYSIS

This report shall not be reproduced, except in full,
without the written consent of Pace Analytical Services, LLC.

Pace Analytical Services, LLC
9800 Kincey Ave. Suite 100
Huntersville, NC 28078
(704)875-9092

QUALIFIERS

Project: Colonial Pipeline (8/26)
Pace Project No.: 92492672

DEFINITIONS

DF - Dilution Factor, if reported, represents the factor applied to the reported data due to dilution of the sample aliquot.

ND - Not Detected at or above adjusted reporting limit.

TNTC - Too Numerous To Count

J - Estimated concentration above the adjusted method detection limit and below the adjusted reporting limit.

MDL - Adjusted Method Detection Limit.

PQL - Practical Quantitation Limit.

RL - Reporting Limit - The lowest concentration value that meets project requirements for quantitative data with known precision and bias for a specific analyte in a specific matrix.

S - Surrogate

1,2-Diphenylhydrazine decomposes to and cannot be separated from Azobenzene using Method 8270. The result for each analyte is a combined concentration.

Consistent with EPA guidelines, unrounded data are displayed and have been used to calculate % recovery and RPD values.

LCS(D) - Laboratory Control Sample (Duplicate)

MS(D) - Matrix Spike (Duplicate)

DUP - Sample Duplicate

RPD - Relative Percent Difference

NC - Not Calculable.

SG - Silica Gel - Clean-Up

U - Indicates the compound was analyzed for, but not detected.

Acid preservation may not be appropriate for 2 Chloroethylvinyl ether.

A separate vial preserved to a pH of 4-5 is recommended in SW846 Chapter 4 for the analysis of Acrolein and Acrylonitrile by EPA Method 8260.

N-Nitrosodiphenylamine decomposes and cannot be separated from Diphenylamine using Method 8270. The result reported for each analyte is a combined concentration.

Pace Analytical is TNI accredited. Contact your Pace PM for the current list of accredited analytes.

TNI - The NELAC Institute.

ANALYTE QUALIFIERS

E	Analyte concentration exceeded the calibration range. The reported result is estimated.
IK	The recalculated concentration of the calibration standard(s) did not meet method acceptance criteria; this result should be considered an estimated value.
M1	Matrix spike recovery exceeded QC limits. Batch accepted based on laboratory control sample (LCS) recovery.
MS	Analyte recovery in the matrix spike was outside QC limits for one or more of the constituent analytes used in the calculated result.
v1	The continuing calibration verification was above the method acceptance limit. Any detection for the analyte in the associated samples may have a high bias.
v2	The continuing calibration verification was below the method acceptance limit. The analyte was not detected in the associated samples and the sensitivity of the instrument was verified with a reporting limit check standard.
v3	The continuing calibration verification was below the method acceptance limit. Any detection for the analyte in the associated samples may have low bias.

This report shall not be reproduced, except in full,
without the written consent of Pace Analytical Services, LLC.

Pace Analytical Services, LLC
9800 Kincey Ave. Suite 100
Huntersville, NC 28078
(704)875-9092

QUALITY CONTROL DATA CROSS REFERENCE TABLE

Project: Colonial Pipeline (8/26)
Pace Project No.: 92492672

Lab ID	Sample ID	QC Batch Method	QC Batch	Analytical Method	Analytical Batch
92492672001	**MW-3 (2.5-5)**	EPA 5035A/5030B	562779	EPA 8260D	562800
92492672002	**MW-3 (15-17.5)**	EPA 5035A/5030B	562779	EPA 8260D	562800
92492672001	**MW-3 (2.5-5)**	ASTM D2974-87	562609		
92492672002	**MW-3 (15-17.5)**	ASTM D2974-87	562609		

This report shall not be reproduced, except in full,
without the written consent of Pace Analytical Services, LLC.

WO# : 92492672

92492672

CHAIN-OF-CUSTODY Analytical Request Document

Pace Analytical

Chain-of-Custody is a LEGAL DOCUMENT - Complete all relevent fields

Company: Arcom	Billing Information:
Address: 6000 Fairview Rd	
Report To: Andrew.Wiesbrock@arcom.com	Email To:
Copy To:	Site Collection Info/Address:
Customer Project Name/Number:	State: / County/City: Time Zone Collected: [ ] PT [ ] MT [ ] CT [ ] ET
Phone: Email:	Site/Facility ID #: Compliance Monitoring? [ ] Yes [ ] No
Collected By (print): Ben Wiesbrock	Purchase Order #: Quote #: DW PWS ID #: DW Location Code:
Collected By (signature):	Turnaround Date Required: Immediately Packed on Ice: [ ] Yes [ ] No
Sample Disposal: [ ] Dispose as appropriate [ ] Return [ ] Archive: _____ [ ] Hold: _____	Rush: [ ] Same Day [ ] Next Day [ ] 2 Day [ ] 3 Day [ ] 4 Day [ ] 5 Day (Expedite Charges Apply)
	Field Filtered (if applicable): [ ] Yes [ ] No Analysis: _____

* Matrix Codes (Insert in Matrix box below): Drinking Water (DW), Ground Water (GW), Wastewater (WW), Product (P), Soil/Solid (SL), Oil (OL), Wipe (WP), Air (AR), Tissue (TS), Bioassay (B), Vapor (V), Other (OT)

Customer Sample ID	Matrix *	Comp / Grab	Collected (or Composite Start) Date	Collected (or Composite Start) Time	Composite End Date	Composite End Time	Res Cl	# of Ctns	8260	VPH								Lab Sample # / Comments
MW-3(25-5)	SL	G	8/25/20	1220				6	X	X								001
MW-20(15-15)	SL	G	8/25/20	1345				6	X	X								002

Container Preservative Type **: 6 6

** Preservative Types: (1) nitric acid, (2) sulfuric acid, (3) hydrochloric acid, (4) sodium hydroxide, (5) zinc acetate, (6) methanol, (7) sodium bisulfate, (8) sodium thiosulfate, (9) hexane, (A) ascorbic acid, (B) ammonium sulfate, (C) ammonium hydroxide, (D) TSP, (U) Unpreserved, (O) Other _____

Lab Project Manager:

Analyses

Lab Profile/Line:

Lab Sample Receipt Checklist:

Custody Seals Present/Intact	Y N NA
Custody Signatures Present	Y N NA
Collector Signature Present	Y N NA
Bottles Intact	Y N NA
Correct Bottles	Y N NA
Sufficient Volume	Y N NA
Samples Received on Ice	Y N NA
VOA - Headspace Acceptable	Y N NA
USDA Regulated Soils	Y N NA
Samples in Holding Time	Y N NA
Residual Chlorine Present	Y N NA
Cl Strips: _____	
Sample pH Acceptable	Y N NA
pH Strips: _____	
Sulfide Present	Y N NA
Lead Acetate Strips: _____	

LAB USE ONLY:

Customer Remarks / Special Conditions / Possible Hazards:

Type of Ice Used: (Wet) Blue Dry None

Packing Material Used: None

Radchem sample(s) screened (<500 cpm): Y N NA

SHORT HOLDS PRESENT (<72 hours): Y N NA

Lab Tracking #: 2341375

Samples received via: FEDEX UPS Client Courier Pace Courier

Lab Sample Temperature Info:

Temp Blank Received: Y N NA

Therm ID#: IR Gun

Cooler 1 Temp Upon Receipt: 0.7 oC

Cooler 1 Therm Corr. Factor: 0.0 oC

Cooler 1 Corrected Temp: 0.7 oC

Comments:

Relinquished by/Company: (Signature)	Date/Time: 8/26/20 1530	Received by/Company: (Signature)	Date/Time: 08/26/20 1530
Relinquished By/Company: (Signature)	Date/Time: 08/26/20 1615	Received by/Company: (Signature)	Date/Time: 8/26/20 1615
Relinquished by/Company: (Signature)	Date/Time:	Received by/Company: (Signature)	Date/Time:

MTJL LAB USE ONLY

Table #:

Acctnum:

Template:

Prelogin:

PM:

PB:

Trip Blank Received: Y N NA

HCL MeOH TSP Other

Non Conformance(s): YES / NO

Page: _____ of: _____

Report of Analysis

Pace Analytical Services, Inc.
9800 Kincey Avenue
Suite 100
Huntersville, NC 28078
Attention: Nicole Gasiorowski

Project Name: Colonial Pipeline (8-26)

Project Number: 92492672

Lot Number:**VH27023**

Date Completed:08/28/2020

08/28/2020 4:38 PM
Approved and released by:
Project Manager II: **Cathy S. Dover**

The electronic signature above is the equivalent of a handwritten signature.
This report shall not be reproduced, except in its entirety, without the written approval of Pace Analytical Services, LLC.

Case Narrative
Pace Analytical Services, Inc.
Lot Number: VH27023

This Report of Analysis contains the analytical result(s) for the sample(s) listed on the Sample Summary following this Case Narrative. The sample receiving date is documented in the header information associated with each sample.

All results listed in this report relate only to the samples that are contained within this report.

Sample receipt, sample analysis, and data review have been performed in accordance with the most current approved NELAC standards, the Pace Analytical Services, LLC ("Pace") Quality Assurance Management Plan (QAMP), standard operating procedures (SOPs), and Pace policies. Any exceptions to the NELAC standards, the QAMP, SOPs or policies are qualified on the results page or discussed below.

Where applicable, all soil sample analysis are reported on a dry weight basis unless flagged with a "W" qualifier.

If you have any questions regarding this report please contact the Pace Project Manager listed on the cover page.

Sample Summary

Pace Analytical Services, Inc.

Lot Number: VH27023

Project Name: Colonial Pipeline (8-26)

Project Number: 92492672

Sample Number	Sample ID	Matrix	Date Sampled	Date Received
001	MW-3 (2.5-5)	Solid	08/25/2020 1830	08/27/2020
002	MW-3 (15-17.5)	Solid	08/25/2020 1840	08/27/2020

(2 samples)

Detection Summary

Pace Analytical Services, Inc.

Lot Number: VH27023

Project Name: Colonial Pipeline (8-26)

Project Number: 92492672

Sample	Sample ID	Matrix	Parameter	Method	Result	Q	Units	Page

(0 detections)

MADEP VPH (aliphatics)

Client: Pace Analytical Services, Inc. | Laboratory ID: VH27023-001
Description: MW-3 (2.5-5) | Matrix: Solid
Date Sampled: 08/25/2020 1830 | Project Name: Colonial Pipeline (8-26) | % Solids: 72.2 08/27/2020 1950
Date Received: 08/27/2020 | Project Number: 92492672

Run	Prep Method	Analytical Method	Dilution	Analysis Date	Analyst	Prep Date	Batch
1	VPH	MADEP-VPH-18-2.1	1	08/27/2020 1744	ECB		64925

Parameter	CAS Number	Analytical Method	Result	Q	LOQ	Units	Run
C5 - C8 Aliphatics		MADEP-VPH-18-	ND		5.8	mg/kg	1
C9 - C12 Aliphatics		MADEP-VPH-18-	ND		5.8	mg/kg	1

Surrogate	Q	Run 1 % Recovery	Acceptance Limits
2,5-Dibromotoluene (FID)		117	70-130

LOQ = Limit of Quantitation
ND = Not detected at or above the LOQ
H = Out of holding time
B = Detected in the method blank
N = Recovery is out of criteria
W = Reported on wet weight basis
E = Quantitation of compound exceeded the calibration range
P = The RPD between two GC columns exceeds 40%

Pace Analytical Services, LLC *(formerly Shealy Environmental Services, Inc.)*
106 Vantage Point Drive West Columbia, SC 29172 (803) 791-9700 Fax (803) 791-9111 www.pacelabs.com

MADEP VPH (aromatics)

Client: Pace Analytical Services, Inc.			Laboratory ID: VH27023-001
Description: MW-3 (2.5-5)			Matrix: Solid
Date Sampled: 08/25/2020 1830	Project Name: Colonial Pipeline (8-26)		% Solids: 72.2 08/27/2020 1950
Date Received: 08/27/2020	Project Number: 92492672		

Run	Prep Method	Analytical Method	Dilution	Analysis Date	Analyst	Prep Date	Batch
1	VPH	MADEP-VPH-18-2.1	1	08/27/2020 1744	ECB		64926

Parameter	CAS Number	Analytical Method	Result	Q	LOQ	Units	Run
C9 - C10 Aromatics		MADEP-VPH-18-	ND		1.9	mg/kg	1

Surrogate	Q	Run 1 % Recovery	Acceptance Limits
2,5-Dibromotoluene (PID)		121	70-130

LOQ = Limit of Quantitation	B = Detected in the method blank	E = Quantitation of compound exceeded the calibration range
ND = Not detected at or above the LOQ	N = Recovery is out of criteria	P = The RPD between two GC columns exceeds 40%
H = Out of holding time	W = Reported on wet weight basis	

Pace Analytical Services, LLC *(formerly Shealy Environmental Services, Inc.)*
106 Vantage Point Drive West Columbia, SC 29172 (803) 791-9700 Fax (803) 791-9111 www.pacelabs.com

MADEP VPH (aliphatics)

Client: Pace Analytical Services, Inc.			Laboratory ID: VH27023-002
Description: MW-3 (15-17.5)			Matrix: Solid
Date Sampled: 08/25/2020 1840	Project Name: Colonial Pipeline (8-26)		% Solids: 75.9 08/27/2020 1950
Date Received: 08/27/2020	Project Number: 92492672		

Run	Prep Method	Analytical Method	Dilution	Analysis Date	Analyst	Prep Date	Batch
1	VPH	MADEP-VPH-18-2.1	1	08/27/2020 1813	ECB		64925

Parameter	CAS Number	Analytical Method	Result	Q	LOQ	Units	Run
C5 - C8 Aliphatics		MADEP-VPH-18-	ND		3.7	mg/kg	1
C9 - C12 Aliphatics		MADEP-VPH-18-	ND		3.7	mg/kg	1

Surrogate	Q	Run 1 % Recovery	Acceptance Limits
2,5-Dibromotoluene (FID)		106	70-130

LOQ = Limit of Quantitation	B = Detected in the method blank	E = Quantitation of compound exceeded the calibration range
ND = Not detected at or above the LOQ	N = Recovery is out of criteria	P = The RPD between two GC columns exceeds 40%
H = Out of holding time	W = Reported on wet weight basis	

Pace Analytical Services, LLC *(formerly Shealy Environmental Services, Inc.)*
106 Vantage Point Drive West Columbia, SC 29172 (803) 791-9700 Fax (803) 791-9111 www.pacelabs.com

MADEP VPH (aromatics)

Client: Pace Analytical Services, Inc.			Laboratory ID: VH27023-002
Description: MW-3 (15-17.5)			Matrix: Solid
Date Sampled: 08/25/2020 1840	Project Name: Colonial Pipeline (8-26)		% Solids: 75.9 08/27/2020 1950
Date Received: 08/27/2020	Project Number: 92492672		

Run	Prep Method	Analytical Method	Dilution	Analysis Date	Analyst	Prep Date	Batch
1	VPH	MADEP-VPH-18-2.1	1	08/27/2020 1813	ECB		64926

Parameter	CAS Number	Analytical Method	Result	Q	LOQ	Units	Run
C9 - C10 Aromatics		MADEP-VPH-18-	ND		1.2	mg/kg	1

Surrogate	Q	Run 1 % Recovery	Acceptance Limits
2,5-Dibromotoluene (PID)		107	70-130

LOQ = Limit of Quantitation
ND = Not detected at or above the LOQ
H = Out of holding time
B = Detected in the method blank
N = Recovery is out of criteria
W = Reported on wet weight basis
E = Quantitation of compound exceeded the calibration range
P = The RPD between two GC columns exceeds 40%

Pace Analytical Services, LLC *(formerly Shealy Environmental Services, Inc.)*
106 Vantage Point Drive West Columbia, SC 29172 (803) 791-9700 Fax (803) 791-9111 www.pacelabs.com

QC Summary

MADEP VPH (aliphatics) - MB

Sample ID: VQ64925-001
Batch: 64925
Analytical Method: MADEP-VPH-18-2.1

Matrix: Solid
Prep Method: VPH

Parameter	Result	Q	Dil	LOQ	Units	Analysis Date
C5 - C8 Aliphatics	ND		1	3.8	mg/kg	08/27/2020 1335
C9 - C12 Aliphatics	ND		1	3.8	mg/kg	08/27/2020 1335

Surrogate	Q	% Rec	Acceptance Limit
2,5-Dibromotoluene (FID)		99	70-130

LOQ = Limit of Quantitation

ND = Not detected at or above the LOQ

N = Recovery is out of criteria

P = The RPD between two GC columns exceeds 40%

+ = RPD is out of criteria

Note: Calculations are performed before rounding to avoid round-off errors in calculated results

MADEP VPH (aliphatics) - LCS

Sample ID: VQ64925-002
Batch: 64925
Analytical Method: MADEP-VPH-18-2.1

Matrix: Solid
Prep Method: VPH

Parameter	Spike Amount (mg/kg)	Result (mg/kg)	Q	Dil	% Rec	% Rec Limit	Analysis Date
C5 - C8 Aliphatics	7.5	6.2		1	83	70-130	08/27/2020 1237
C9 - C12 Aliphatics	8.8	8.2		1	93	70-130	08/27/2020 1237

Surrogate	Q	% Rec	Acceptance Limit
2,5-Dibromotoluene (FID)		92	70-130

LOQ = Limit of Quantitation

ND = Not detected at or above the LOQ

N = Recovery is out of criteria

P = The RPD between two GC columns exceeds 40%

+ = RPD is out of criteria

Note: Calculations are performed before rounding to avoid round-off errors in calculated results

MADEP VPH (aliphatics) - LCSD

Sample ID: VQ64925-003
Batch: 64925
Analytical Method: MADEP-VPH-18-2.1

Matrix: Solid
Prep Method: VPH

Parameter	Spike Amount (mg/kg)	Result (mg/kg)	Q	Dil	% Rec	% RPD	% Rec Limit	% RPD Limit	Analysis Date
C5 - C8 Aliphatics	7.5	6.3		1	83	0.96	70-130	25	08/27/2020 1306
C9 - C12 Aliphatics	8.8	8.1		1	93	0.76	70-130	25	08/27/2020 1306

Surrogate	Q	% Rec	Acceptance Limit
2,5-Dibromotoluene (FID)		90	70-130

LOQ = Limit of Quantitation

ND = Not detected at or above the LOQ

N = Recovery is out of criteria

P = The RPD between two GC columns exceeds 40%

+ = RPD is out of criteria

Note: Calculations are performed before rounding to avoid round-off errors in calculated results

MADEP VPH (aromatics) - MB

Sample ID: VQ64926-001
Batch: 64926
Analytical Method: MADEP-VPH-18-2.1

Matrix: Solid
Prep Method: VPH

Parameter	Result	Q	Dil	LOQ	Units	Analysis Date
C9 - C10 Aromatics	ND		1	1.3	mg/kg	08/27/2020 1335

Surrogate	Q	% Rec	Acceptance Limit
2,5-Dibromotoluene (PID)		100	70-130

LOQ = Limit of Quantitation

ND = Not detected at or above the LOQ

N = Recovery is out of criteria

P = The RPD between two GC columns exceeds 40%

+ = RPD is out of criteria

Note: Calculations are performed before rounding to avoid round-off errors in calculated results

MADEP VPH (aromatics) - LCS

Sample ID: VQ64926-002
Batch: 64926
Analytical Method: MADEP-VPH-18-2.1

Matrix: Solid
Prep Method: VPH

Parameter	Spike Amount (mg/kg)	Result (mg/kg)	Q	Dil	% Rec	% Rec Limit	Analysis Date
C9 - C10 Aromatics	1.3	1.2		1	96	70-130	08/27/2020 1237

Surrogate	Q	% Rec	Acceptance Limit
2,5-Dibromotoluene (PID)		92	70-130

LOQ = Limit of Quantitation

ND = Not detected at or above the LOQ

N = Recovery is out of criteria

P = The RPD between two GC columns exceeds 40%

+ = RPD is out of criteria

Note: Calculations are performed before rounding to avoid round-off errors in calculated results

MADEP VPH (aromatics) - LCSD

Sample ID: VQ64926-003
Batch: 64926
Analytical Method: MADEP-VPH-18-2.1

Matrix: Solid
Prep Method: VPH

Parameter	Spike Amount (mg/kg)	Result (mg/kg)	Q	Dil	% Rec	% RPD	% Rec Limit	% RPD Limit	Analysis Date
C9 - C10 Aromatics	1.3	1.2		1	96	0.00	70-130	25	08/27/2020 1306

Surrogate	Q	% Rec	Acceptance Limit
2,5-Dibromotoluene (PID)		100	70-130

LOQ = Limit of Quantitation

ND = Not detected at or above the LOQ

N = Recovery is out of criteria

P = The RPD between two GC columns exceeds 40%

+ = RPD is out of criteria

Note: Calculations are performed before rounding to avoid round-off errors in calculated results

Chain of Custody

and

Miscellaneous Documents

Internal Transfer Chain of Custody

Pace Analytical
www.pacelabs.com

☐ Samples Pre-Logged into eCOC.

State Of Origin: NC
Cert. Needed: ☑ Yes ☐ No

Workorder: 92492672 Workorder Name: Colonial Pipeline (8/26) Owner Received Date: 8/26/2020 Results Requested By: 8/27/2020

Report To	Subcontract To
Nicole Gasiorowski Pace Analytical Charlotte 9800 Kincey Ave. Suite 100 Huntersville, NC 28078 Phone (704)875-9092	Pace Analytical West Columbia 106 Vantage Point Drive West Columbia, SC 29172 Phone (803)791-9700

Requested Analysis: VH27023 CSD

Item	Sample ID	Sample Type	Collect Date/Time	Lab ID	Matrix	Preserved Containers: Other	NC VPH	LAB USE ONLY
1	MW-3 (2.5-5)	PS	8/25/2020 18:30	92492672001	Solid	3	X	
2	MW-3 (15-17.5)	PS	8/25/2020 18:40	92492672002	Solid	3	X	
3								
4								
5								

Transfers	Released By	Date/Time	Received By	Date/Time
1	MD Le Pace HVL 8/26/20 DOC			
2				
3			[signature]	8/27/2020 1122

Comments

Cooler Temperature on Receipt 1.7 °C | Custody Seal Y or N | Received on Ice Y or N | Samples Intact Y or N

***In order to maintain client confidentiality, location/name of the sampling site, sampler's name and signature may not be provided on this COC document. This chain of custody is considered complete as is since this information is available in the owner laboratory.

Wednesday, August 26, 2020 4:58:57 PM FMT-ALL-C-002rev.00 24March2009 Page 1 of 1

Shealy Environmental Services, Inc.
Document Number: ME001RC-14

Page 1 of 1
Effective Date: 8/3/2018

Sample Receipt Checklist (SRC)

Client: PACE Cooler Inspected by/date: JSH / 08/27/2020 Lot #: VH27023

Means of receipt: ☐ SESI ☐ Client ☐ UPS ☐ FedEx ☑ Other: PACE

☐ Yes	☑ No		1. Were custody seals present on the cooler?
☐ Yes	☐ No	☑ NA	2. If custody seals were present, were they intact and unbroken?

pH Strip ID: NA Chlorine Strip ID: NA Tested by: NA

Original temperature upon receipt / Derived (Corrected) temperature upon receipt %Solid Snap-Cup ID: 20-1342

1.7 / 1.7 °C NA / NA °C NA / NA °C NA / NA °C

Method: ☐ Temperature Blank ☑ Against Bottles IR Gun ID: 5 IR Gun Correction Factor: 0 °C

Method of coolant: ☑ Wet Ice ☐ Ice Packs ☐ Dry Ice ☐ None

☐ Yes	☐ No	☑ NA	3. If temperature of any cooler exceeded 6.0°C, was Project Manager Notified? PM was Notified by: phone / email / face-to-face (circle one).
☐ Yes	☐ No	☑ NA	4. Is the commercial courier's packing slip attached to this form?
☑ Yes	☐ No		5. Were proper custody procedures (relinquished/received) followed?
☑ Yes	☐ No		6. Were sample IDs listed on the COC?
☑ Yes	☐ No		7. Were sample IDs listed on all sample containers?
☑ Yes	☐ No		8. Was collection date & time listed on the COC?
☑ Yes	☐ No		9. Was collection date & time listed on all sample containers?
☑ Yes	☐ No		10. Did all container label information (ID, date, time) agree with the COC?
☑ Yes	☐ No		11. Were tests to be performed listed on the COC?
☑ Yes	☐ No		12. Did all samples arrive in the proper containers for each test and/or in good condition (unbroken, lids on, etc.)?
☑ Yes	☐ No		13. Was adequate sample volume available?
☑ Yes	☐ No		14. Were all samples received within ½ the holding time or 48 hours, whichever comes first?
☐ Yes	☑ No		15. Were any samples containers missing/excess (circle one) samples Not listed on COC?
☐ Yes	☐ No	☑ NA	16. For VOA and RSK-175 samples, were bubbles present >"pea-size" (¼"or 6mm in diameter) in any of the VOA vials?
☐ Yes	☐ No	☑ NA	17. Were all DRO/metals/nutrient samples received at a pH of < 2?
☐ Yes	☐ No	☑ NA	18. Were all cyanide samples received at a pH > 12 and sulfide samples received at a pH > 9?
☐ Yes	☐ No	☑ NA	19. Were all applicable NH_3/TKN/cyanide/phenol/625 (< 0.5mg/L) samples free of residual chlorine?
☐ Yes	☐ No	☑ NA	20. Were client remarks/requests (i.e. requested dilutions, MS/MSD designations, etc…) correctly transcribed from the COC into the comment section in LIMS?
☐ Yes	☑ No		21. Was the quote number listed on the container label? If yes, Quote # NA

Sample Preservation (Must be completed for any sample(s) incorrectly preserved or with headspace.)

Sample(s) NA were received incorrectly preserved and were adjusted accordingly in sample receiving with NA mL of circle one: H2SO4, HNO3, HCl, NaOH using SR # NA.
Time of preservation NA. If more than one preservative is needed, please note in the comments below.

Sample(s) NA were received with bubbles >6 mm in diameter.

Samples(s) NA were received with TRC > 0.5 mg/L (If #19 is *no*) and were adjusted accordingly in sample receiving with sodium thiosulfate ($Na_2S_2O_3$) with Shealy ID: NA.

SR barcode labels applied by: JSH Date: 08/27/2020

Comments:

Pace Analytical Services, LLC
9800 Kincey Ave. Suite 100
Huntersville, NC 28078
(704)875-9092

August 29, 2020

Andrew Wreschnig
AECOM
6000 Fairview Road
Suite 200
Charlotte, NC 28210

RE: Project: Colonial Pipeline (8/27)
Pace Project No.: 92492881

Dear Andrew Wreschnig:

Enclosed are the analytical results for sample(s) received by the laboratory on August 27, 2020. The results relate only to the samples included in this report. Results reported herein conform to the applicable TNI/NELAC Standards and the laboratory's Quality Manual, where applicable, unless otherwise noted in the body of the report.

The test results provided in this final report were generated by each of the following laboratories within the Pace Network:

- Pace National - Mt. Juliet
- Pace Analytical Services - Charlotte

If you have any questions concerning this report, please feel free to contact me.

Sincerely,

Nicole Gasiorowski

Nicole Gasiorowski
nicole.gasiorowski@pacelabs.com
(704)875-9092
Project Manager

Enclosures

cc: Jeff Morrison, Colonial Pipeline Company

This report shall not be reproduced, except in full,
without the written consent of Pace Analytical Services, LLC.

Pace Analytical Services, LLC
9800 Kincey Ave. Suite 100
Huntersville, NC 28078
(704)875-9092

CERTIFICATIONS

Project: Colonial Pipeline (8/27)
Pace Project No.: 92492881

Pace Analytical Services National

12065 Lebanon Road, Mt. Juliet, TN 37122
Alabama Certification #: 40660
Alaska Certification 17-026
Arizona Certification #: AZ0612
Arkansas Certification #: 88-0469
California Certification #: 2932
Canada Certification #: 1461.01
Colorado Certification #: TN00003
Connecticut Certification #: PH-0197
DOD Certification: #1461.01
EPA# TN00003
Florida Certification #: E87487
Georgia DW Certification #: 923
Georgia Certification: NELAP
Idaho Certification #: TN00003
Illinois Certification #: 200008
Indiana Certification #: C-TN-01
Iowa Certification #: 364
Kansas Certification #: E-10277
Kentucky UST Certification #: 16
Kentucky Certification #: 90010
Louisiana Certification #: AI30792
Louisiana DW Certification #: LA180010
Maine Certification #: TN0002
Maryland Certification #: 324
Massachusetts Certification #: M-TN003
Michigan Certification #: 9958
Minnesota Certification #: 047-999-395
Mississippi Certification #: TN00003
Missouri Certification #: 340
Montana Certification #: CERT0086
Nebraska Certification #: NE-OS-15-05
Nevada Certification #: TN-03-2002-34
New Hampshire Certification #: 2975
New Jersey Certification #: TN002
New Mexico DW Certification
New York Certification #: 11742
North Carolina Aquatic Toxicity Certification #: 41
North Carolina Drinking Water Certification #: 21704
North Carolina Environmental Certificate #: 375
North Dakota Certification #: R-140
Ohio VAP Certification #: CL0069
Oklahoma Certification #: 9915
Oregon Certification #: TN200002
Pennsylvania Certification #: 68-02979
Rhode Island Certification #: LAO00356
South Carolina Certification #: 84004
South Dakota Certification
Tennessee DW/Chem/Micro Certification #: 2006
Texas Mold Certification #: LAB0152
Texas Certification #: T 104704245-17-14
USDA Soil Permit #: P330-15-00234
Utah Certification #: TN00003
Vermont Dept. of Health: ID# VT-2006
Virginia Certification #: VT2006
Virginia Certification #: 460132
Washington Certification #: C847
West Virginia Certification #: 233
Wisconsin Certification #: 9980939910
Wyoming UST Certification #: via A2LA 2926.01
A2LA-ISO 17025 Certification #: 1461.01
A2LA-ISO 17025 Certification #: 1461.02
AIHA-LAP/LLC EMLAP Certification #:100789

Pace Analytical Services Charlotte

9800 Kincey Ave. Ste 100, Huntersville, NC 28078
Louisiana/NELAP Certification # LA170028
North Carolina Drinking Water Certification #: 37706
North Carolina Field Services Certification #: 5342
North Carolina Wastewater Certification #: 12
South Carolina Certification #: 99006001
Florida/NELAP Certification #: E87627
Kentucky UST Certification #: 84
Virginia/VELAP Certification #: 460221

REPORT OF LABORATORY ANALYSIS

This report shall not be reproduced, except in full,
without the written consent of Pace Analytical Services, LLC.

Pace Analytical Services, LLC
9800 Kincey Ave. Suite 100
Huntersville, NC 28078
(704)875-9092

SAMPLE ANALYTE COUNT

Project: Colonial Pipeline (8/27)
Pace Project No.: 92492881

Lab ID	Sample ID	Method	Analysts	Analytes Reported	Laboratory
92492881001	**RW-4 (15-17.5)**	MADEP VPH	ADM	6	PAN
		EPA 8260D	SAS	70	PASI-C
		ASTM D2974-87	KDF	1	PASI-C
		SM 2540G	MT	1	PAN
92492881002	**RW-4 (20.22.5)**	MADEP VPH	ADM	6	PAN
		EPA 8260D	SAS	70	PASI-C
		ASTM D2974-87	KDF	1	PASI-C
		SM 2540G	MT	1	PAN
92492881003	**SB-118 (2.5-5)**	MADEP VPH	ADM	6	PAN
		EPA 8260D	SAS	70	PASI-C
		ASTM D2974-87	KDF	1	PASI-C
		SM 2540G	MT	1	PAN
92492881004	**SB-118 (20-22.5)**	MADEP VPH	ADM	6	PAN
		EPA 8260D	SAS	70	PASI-C
		ASTM D2974-87	KDF	1	PASI-C
		SM 2540G	MT	1	PAN
92492881005	**TB-1**	EPA 8260D	CL	63	PASI-C

PAN = Pace National - Mt. Juliet
PASI-C = Pace Analytical Services - Charlotte

This report shall not be reproduced, except in full,
without the written consent of Pace Analytical Services, LLC.

Pace Analytical Services, LLC
9800 Kincey Ave. Suite 100
Huntersville, NC 28078
(704)875-9092

ANALYTICAL RESULTS

Project: Colonial Pipeline (8/27)
Pace Project No.: 92492881

Sample: RW-4 (15-17.5) **Lab ID: 92492881001** Collected: 08/27/20 12:15 Received: 08/27/20 15:30 Matrix: Solid

Results reported on a "dry weight" basis and are adjusted for percent moisture, sample size and any dilutions.

Parameters	Results	Units	Report Limit	DF	Prepared	Analyzed	CAS No.	Qual
MADEPV	Analytical Method: MADEP VPH Preparation Method: MADEPV Pace National - Mt. Juliet							
Aliphatic (C05-C08)	ND	mg/kg	7.53	1	08/27/20 12:15	08/28/20 15:19		
Aliphatic (C09-C12)	ND	mg/kg	7.53	1	08/27/20 12:15	08/28/20 15:19		
Aromatic (C09-C10),Unadjusted	ND	mg/kg	7.53	1	08/27/20 12:15	08/28/20 15:19	TPHC9C10A	
Total VPH	ND	mg/kg	7.53	1	08/27/20 12:15	08/28/20 15:19	VPH	
Surrogates								
2,5-Dibromotoluene (FID)	83.2	%	70.0-130	1	08/27/20 12:15	08/28/20 15:19	615-59-8FID	
2,5-Dibromotoluene (PID)	89.0	%	70.0-130	1	08/27/20 12:15	08/28/20 15:19	615-59-8PID	
8260D/5035A/5030B Volatiles	Analytical Method: EPA 8260D Preparation Method: EPA 5035A/5030B Pace Analytical Services - Charlotte							
Acetone	ND	ug/kg	95.0	1	08/28/20 11:09	08/28/20 12:20	67-64-1	v2
Benzene	ND	ug/kg	4.7	1	08/28/20 11:09	08/28/20 12:20	71-43-2	
Bromobenzene	ND	ug/kg	4.7	1	08/28/20 11:09	08/28/20 12:20	108-86-1	
Bromochloromethane	ND	ug/kg	4.7	1	08/28/20 11:09	08/28/20 12:20	74-97-5	IK
Bromodichloromethane	ND	ug/kg	4.7	1	08/28/20 11:09	08/28/20 12:20	75-27-4	
Bromoform	ND	ug/kg	4.7	1	08/28/20 11:09	08/28/20 12:20	75-25-2	
Bromomethane	ND	ug/kg	9.5	1	08/28/20 11:09	08/28/20 12:20	74-83-9	
2-Butanone (MEK)	ND	ug/kg	95.0	1	08/28/20 11:09	08/28/20 12:20	78-93-3	v2
n-Butylbenzene	ND	ug/kg	4.7	1	08/28/20 11:09	08/28/20 12:20	104-51-8	
sec-Butylbenzene	ND	ug/kg	4.7	1	08/28/20 11:09	08/28/20 12:20	135-98-8	
tert-Butylbenzene	ND	ug/kg	4.7	1	08/28/20 11:09	08/28/20 12:20	98-06-6	
Carbon tetrachloride	ND	ug/kg	4.7	1	08/28/20 11:09	08/28/20 12:20	56-23-5	
Chlorobenzene	ND	ug/kg	4.7	1	08/28/20 11:09	08/28/20 12:20	108-90-7	
Chloroethane	ND	ug/kg	9.5	1	08/28/20 11:09	08/28/20 12:20	75-00-3	
Chloroform	ND	ug/kg	4.7	1	08/28/20 11:09	08/28/20 12:20	67-66-3	
Chloromethane	ND	ug/kg	9.5	1	08/28/20 11:09	08/28/20 12:20	74-87-3	v2
2-Chlorotoluene	ND	ug/kg	4.7	1	08/28/20 11:09	08/28/20 12:20	95-49-8	
4-Chlorotoluene	ND	ug/kg	4.7	1	08/28/20 11:09	08/28/20 12:20	106-43-4	
1,2-Dibromo-3-chloropropane	ND	ug/kg	4.7	1	08/28/20 11:09	08/28/20 12:20	96-12-8	
Dibromochloromethane	ND	ug/kg	4.7	1	08/28/20 11:09	08/28/20 12:20	124-48-1	
1,2-Dibromoethane (EDB)	ND	ug/kg	4.7	1	08/28/20 11:09	08/28/20 12:20	106-93-4	
Dibromomethane	ND	ug/kg	4.7	1	08/28/20 11:09	08/28/20 12:20	74-95-3	
1,2-Dichlorobenzene	ND	ug/kg	4.7	1	08/28/20 11:09	08/28/20 12:20	95-50-1	
1,3-Dichlorobenzene	ND	ug/kg	4.7	1	08/28/20 11:09	08/28/20 12:20	541-73-1	
1,4-Dichlorobenzene	ND	ug/kg	4.7	1	08/28/20 11:09	08/28/20 12:20	106-46-7	
Dichlorodifluoromethane	ND	ug/kg	9.5	1	08/28/20 11:09	08/28/20 12:20	75-71-8	v2
1,1-Dichloroethane	ND	ug/kg	4.7	1	08/28/20 11:09	08/28/20 12:20	75-34-3	
1,2-Dichloroethane	ND	ug/kg	4.7	1	08/28/20 11:09	08/28/20 12:20	107-06-2	
1,1-Dichloroethene	ND	ug/kg	4.7	1	08/28/20 11:09	08/28/20 12:20	75-35-4	
cis-1,2-Dichloroethene	ND	ug/kg	4.7	1	08/28/20 11:09	08/28/20 12:20	156-59-2	
trans-1,2-Dichloroethene	ND	ug/kg	4.7	1	08/28/20 11:09	08/28/20 12:20	156-60-5	
1,2-Dichloropropane	ND	ug/kg	4.7	1	08/28/20 11:09	08/28/20 12:20	78-87-5	
1,3-Dichloropropane	ND	ug/kg	4.7	1	08/28/20 11:09	08/28/20 12:20	142-28-9	
2,2-Dichloropropane	ND	ug/kg	4.7	1	08/28/20 11:09	08/28/20 12:20	594-20-7	
1,1-Dichloropropene	ND	ug/kg	4.7	1	08/28/20 11:09	08/28/20 12:20	563-58-6	

REPORT OF LABORATORY ANALYSIS

This report shall not be reproduced, except in full,
without the written consent of Pace Analytical Services, LLC.

Pace Analytical Services, LLC
9800 Kincey Ave. Suite 100
Huntersville, NC 28078
(704)875-9092

ANALYTICAL RESULTS

Project: Colonial Pipeline (8/27)
Pace Project No.: 92492881

Sample: RW-4 (15-17.5) **Lab ID: 92492881001** Collected: 08/27/20 12:15 Received: 08/27/20 15:30 Matrix: Solid

Results reported on a "dry weight" basis and are adjusted for percent moisture, sample size and any dilutions.

Parameters	Results	Units	Report Limit	DF	Prepared	Analyzed	CAS No.	Qual
8260D/5035A/5030B Volatiles	Analytical Method: EPA 8260D Preparation Method: EPA 5035A/5030B Pace Analytical Services - Charlotte							
cis-1,3-Dichloropropene	ND	ug/kg	4.7	1	08/28/20 11:09	08/28/20 12:20	10061-01-5	
trans-1,3-Dichloropropene	ND	ug/kg	4.7	1	08/28/20 11:09	08/28/20 12:20	10061-02-6	
Diisopropyl ether	ND	ug/kg	4.7	1	08/28/20 11:09	08/28/20 12:20	108-20-3	v2
Ethylbenzene	ND	ug/kg	4.7	1	08/28/20 11:09	08/28/20 12:20	100-41-4	
Hexachloro-1,3-butadiene	ND	ug/kg	4.7	1	08/28/20 11:09	08/28/20 12:20	87-68-3	
2-Hexanone	ND	ug/kg	47.5	1	08/28/20 11:09	08/28/20 12:20	591-78-6	
Isopropylbenzene (Cumene)	ND	ug/kg	4.7	1	08/28/20 11:09	08/28/20 12:20	98-82-8	
p-Isopropyltoluene	ND	ug/kg	4.7	1	08/28/20 11:09	08/28/20 12:20	99-87-6	
Methylene Chloride	ND	ug/kg	19.0	1	08/28/20 11:09	08/28/20 12:20	75-09-2	v2
4-Methyl-2-pentanone (MIBK)	ND	ug/kg	47.5	1	08/28/20 11:09	08/28/20 12:20	108-10-1	
Methyl-tert-butyl ether	ND	ug/kg	4.7	1	08/28/20 11:09	08/28/20 12:20	1634-04-4	
Naphthalene	ND	ug/kg	4.7	1	08/28/20 11:09	08/28/20 12:20	91-20-3	
n-Propylbenzene	ND	ug/kg	4.7	1	08/28/20 11:09	08/28/20 12:20	103-65-1	
Styrene	ND	ug/kg	4.7	1	08/28/20 11:09	08/28/20 12:20	100-42-5	
1,1,1,2-Tetrachloroethane	ND	ug/kg	4.7	1	08/28/20 11:09	08/28/20 12:20	630-20-6	
1,1,2,2-Tetrachloroethane	ND	ug/kg	4.7	1	08/28/20 11:09	08/28/20 12:20	79-34-5	
Tetrachloroethene	ND	ug/kg	4.7	1	08/28/20 11:09	08/28/20 12:20	127-18-4	
Toluene	ND	ug/kg	4.7	1	08/28/20 11:09	08/28/20 12:20	108-88-3	
1,2,3-Trichlorobenzene	ND	ug/kg	4.7	1	08/28/20 11:09	08/28/20 12:20	87-61-6	
1,2,4-Trichlorobenzene	ND	ug/kg	4.7	1	08/28/20 11:09	08/28/20 12:20	120-82-1	
1,1,1-Trichloroethane	ND	ug/kg	4.7	1	08/28/20 11:09	08/28/20 12:20	71-55-6	
1,1,2-Trichloroethane	ND	ug/kg	4.7	1	08/28/20 11:09	08/28/20 12:20	79-00-5	
Trichloroethene	ND	ug/kg	4.7	1	08/28/20 11:09	08/28/20 12:20	79-01-6	
Trichlorofluoromethane	ND	ug/kg	4.7	1	08/28/20 11:09	08/28/20 12:20	75-69-4	
1,2,3-Trichloropropane	ND	ug/kg	4.7	1	08/28/20 11:09	08/28/20 12:20	96-18-4	
1,2,4-Trimethylbenzene	ND	ug/kg	4.7	1	08/28/20 11:09	08/28/20 12:20	95-63-6	
1,3,5-Trimethylbenzene	ND	ug/kg	4.7	1	08/28/20 11:09	08/28/20 12:20	108-67-8	
Vinyl acetate	ND	ug/kg	47.5	1	08/28/20 11:09	08/28/20 12:20	108-05-4	
Vinyl chloride	ND	ug/kg	9.5	1	08/28/20 11:09	08/28/20 12:20	75-01-4	
Xylene (Total)	ND	ug/kg	9.5	1	08/28/20 11:09	08/28/20 12:20	1330-20-7	
m&p-Xylene	ND	ug/kg	9.5	1	08/28/20 11:09	08/28/20 12:20	179601-23-1	
o-Xylene	ND	ug/kg	4.7	1	08/28/20 11:09	08/28/20 12:20	95-47-6	
Surrogates								
Toluene-d8 (S)	98	%	70-130	1	08/28/20 11:09	08/28/20 12:20	2037-26-5	
4-Bromofluorobenzene (S)	101	%	70-130	1	08/28/20 11:09	08/28/20 12:20	460-00-4	
1,2-Dichloroethane-d4 (S)	94	%	70-132	1	08/28/20 11:09	08/28/20 12:20	17060-07-0	
Percent Moisture	Analytical Method: ASTM D2974-87 Pace Analytical Services - Charlotte							
Percent Moisture	**17.5**	%	0.10	1		08/27/20 17:02		
Total Solids 2540 G-2011	Analytical Method: SM 2540G Preparation Method: SM 2540 G Pace National - Mt. Juliet							
Total Solids	**82.1**	%		1	08/28/20 12:00	08/28/20 12:10		

REPORT OF LABORATORY ANALYSIS

This report shall not be reproduced, except in full,
without the written consent of Pace Analytical Services, LLC.

Pace Analytical Services, LLC
9800 Kincey Ave. Suite 100
Huntersville, NC 28078
(704)875-9092

ANALYTICAL RESULTS

Project: Colonial Pipeline (8/27)
Pace Project No.: 92492881

Sample: RW-4 (20.22.5) **Lab ID: 92492881002** Collected: 08/27/20 12:30 Received: 08/27/20 15:30 Matrix: Solid

Results reported on a "dry weight" basis and are adjusted for percent moisture, sample size and any dilutions.

Parameters	Results	Units	Report Limit	DF	Prepared	Analyzed	CAS No.	Qual
MADEPV	Analytical Method: MADEP VPH Preparation Method: MADEPV Pace National - Mt. Juliet							
Aliphatic (C05-C08)	ND	mg/kg	7.37	1	08/27/20 12:30	08/28/20 15:52		
Aliphatic (C09-C12)	ND	mg/kg	7.37	1	08/27/20 12:30	08/28/20 15:52		
Aromatic (C09-C10),Unadjusted	ND	mg/kg	7.37	1	08/27/20 12:30	08/28/20 15:52	TPHC9C10A	
Total VPH	ND	mg/kg	7.37	1	08/27/20 12:30	08/28/20 15:52	VPH	
Surrogates								
2,5-Dibromotoluene (FID)	81.1	%	70.0-130	1	08/27/20 12:30	08/28/20 15:52	615-59-8FID	
2,5-Dibromotoluene (PID)	86.8	%	70.0-130	1	08/27/20 12:30	08/28/20 15:52	615-59-8PID	
8260D/5035A/5030B Volatiles	Analytical Method: EPA 8260D Preparation Method: EPA 5035A/5030B Pace Analytical Services - Charlotte							
Acetone	ND	ug/kg	88.1	1	08/28/20 11:09	08/28/20 12:57	67-64-1	v2
Benzene	ND	ug/kg	4.4	1	08/28/20 11:09	08/28/20 12:57	71-43-2	
Bromobenzene	ND	ug/kg	4.4	1	08/28/20 11:09	08/28/20 12:57	108-86-1	
Bromochloromethane	ND	ug/kg	4.4	1	08/28/20 11:09	08/28/20 12:57	74-97-5	IK
Bromodichloromethane	ND	ug/kg	4.4	1	08/28/20 11:09	08/28/20 12:57	75-27-4	
Bromoform	ND	ug/kg	4.4	1	08/28/20 11:09	08/28/20 12:57	75-25-2	
Bromomethane	ND	ug/kg	8.8	1	08/28/20 11:09	08/28/20 12:57	74-83-9	M1
2-Butanone (MEK)	ND	ug/kg	88.1	1	08/28/20 11:09	08/28/20 12:57	78-93-3	v2
n-Butylbenzene	ND	ug/kg	4.4	1	08/28/20 11:09	08/28/20 12:57	104-51-8	
sec-Butylbenzene	ND	ug/kg	4.4	1	08/28/20 11:09	08/28/20 12:57	135-98-8	
tert-Butylbenzene	ND	ug/kg	4.4	1	08/28/20 11:09	08/28/20 12:57	98-06-6	
Carbon tetrachloride	ND	ug/kg	4.4	1	08/28/20 11:09	08/28/20 12:57	56-23-5	
Chlorobenzene	ND	ug/kg	4.4	1	08/28/20 11:09	08/28/20 12:57	108-90-7	
Chloroethane	ND	ug/kg	8.8	1	08/28/20 11:09	08/28/20 12:57	75-00-3	
Chloroform	ND	ug/kg	4.4	1	08/28/20 11:09	08/28/20 12:57	67-66-3	
Chloromethane	ND	ug/kg	8.8	1	08/28/20 11:09	08/28/20 12:57	74-87-3	v2
2-Chlorotoluene	ND	ug/kg	4.4	1	08/28/20 11:09	08/28/20 12:57	95-49-8	
4-Chlorotoluene	ND	ug/kg	4.4	1	08/28/20 11:09	08/28/20 12:57	106-43-4	
1,2-Dibromo-3-chloropropane	ND	ug/kg	4.4	1	08/28/20 11:09	08/28/20 12:57	96-12-8	
Dibromochloromethane	ND	ug/kg	4.4	1	08/28/20 11:09	08/28/20 12:57	124-48-1	
1,2-Dibromoethane (EDB)	ND	ug/kg	4.4	1	08/28/20 11:09	08/28/20 12:57	106-93-4	
Dibromomethane	ND	ug/kg	4.4	1	08/28/20 11:09	08/28/20 12:57	74-95-3	
1,2-Dichlorobenzene	ND	ug/kg	4.4	1	08/28/20 11:09	08/28/20 12:57	95-50-1	
1,3-Dichlorobenzene	ND	ug/kg	4.4	1	08/28/20 11:09	08/28/20 12:57	541-73-1	
1,4-Dichlorobenzene	ND	ug/kg	4.4	1	08/28/20 11:09	08/28/20 12:57	106-46-7	
Dichlorodifluoromethane	ND	ug/kg	8.8	1	08/28/20 11:09	08/28/20 12:57	75-71-8	v2
1,1-Dichloroethane	ND	ug/kg	4.4	1	08/28/20 11:09	08/28/20 12:57	75-34-3	
1,2-Dichloroethane	ND	ug/kg	4.4	1	08/28/20 11:09	08/28/20 12:57	107-06-2	
1,1-Dichloroethene	ND	ug/kg	4.4	1	08/28/20 11:09	08/28/20 12:57	75-35-4	
cis-1,2-Dichloroethene	ND	ug/kg	4.4	1	08/28/20 11:09	08/28/20 12:57	156-59-2	
trans-1,2-Dichloroethene	ND	ug/kg	4.4	1	08/28/20 11:09	08/28/20 12:57	156-60-5	
1,2-Dichloropropane	ND	ug/kg	4.4	1	08/28/20 11:09	08/28/20 12:57	78-87-5	
1,3-Dichloropropane	ND	ug/kg	4.4	1	08/28/20 11:09	08/28/20 12:57	142-28-9	
2,2-Dichloropropane	ND	ug/kg	4.4	1	08/28/20 11:09	08/28/20 12:57	594-20-7	
1,1-Dichloropropene	ND	ug/kg	4.4	1	08/28/20 11:09	08/28/20 12:57	563-58-6	

REPORT OF LABORATORY ANALYSIS

This report shall not be reproduced, except in full,
without the written consent of Pace Analytical Services, LLC.

Pace Analytical Services, LLC
9800 Kincey Ave. Suite 100
Huntersville, NC 28078
(704)875-9092

ANALYTICAL RESULTS

Project: Colonial Pipeline (8/27)
Pace Project No.: 92492881

Sample: RW-4 (20.22.5) **Lab ID: 92492881002** Collected: 08/27/20 12:30 Received: 08/27/20 15:30 Matrix: Solid

Results reported on a "dry weight" basis and are adjusted for percent moisture, sample size and any dilutions.

Parameters	Results	Units	Report Limit	DF	Prepared	Analyzed	CAS No.	Qual
8260D/5035A/5030B Volatiles	Analytical Method: EPA 8260D Preparation Method: EPA 5035A/5030B Pace Analytical Services - Charlotte							
cis-1,3-Dichloropropene	ND	ug/kg	4.4	1	08/28/20 11:09	08/28/20 12:57	10061-01-5	
trans-1,3-Dichloropropene	ND	ug/kg	4.4	1	08/28/20 11:09	08/28/20 12:57	10061-02-6	
Diisopropyl ether	ND	ug/kg	4.4	1	08/28/20 11:09	08/28/20 12:57	108-20-3	v2
Ethylbenzene	**4.6**	ug/kg	4.4	1	08/28/20 11:09	08/28/20 12:57	100-41-4	
Hexachloro-1,3-butadiene	ND	ug/kg	4.4	1	08/28/20 11:09	08/28/20 12:57	87-68-3	
2-Hexanone	ND	ug/kg	44.0	1	08/28/20 11:09	08/28/20 12:57	591-78-6	
Isopropylbenzene (Cumene)	ND	ug/kg	4.4	1	08/28/20 11:09	08/28/20 12:57	98-82-8	
p-Isopropyltoluene	ND	ug/kg	4.4	1	08/28/20 11:09	08/28/20 12:57	99-87-6	
Methylene Chloride	ND	ug/kg	17.6	1	08/28/20 11:09	08/28/20 12:57	75-09-2	v2
4-Methyl-2-pentanone (MIBK)	ND	ug/kg	44.0	1	08/28/20 11:09	08/28/20 12:57	108-10-1	
Methyl-tert-butyl ether	ND	ug/kg	4.4	1	08/28/20 11:09	08/28/20 12:57	1634-04-4	
Naphthalene	**7.5**	ug/kg	4.4	1	08/28/20 11:09	08/28/20 12:57	91-20-3	
n-Propylbenzene	ND	ug/kg	4.4	1	08/28/20 11:09	08/28/20 12:57	103-65-1	
Styrene	ND	ug/kg	4.4	1	08/28/20 11:09	08/28/20 12:57	100-42-5	
1,1,1,2-Tetrachloroethane	ND	ug/kg	4.4	1	08/28/20 11:09	08/28/20 12:57	630-20-6	
1,1,2,2-Tetrachloroethane	ND	ug/kg	4.4	1	08/28/20 11:09	08/28/20 12:57	79-34-5	
Tetrachloroethene	ND	ug/kg	4.4	1	08/28/20 11:09	08/28/20 12:57	127-18-4	
Toluene	**24.3**	ug/kg	4.4	1	08/28/20 11:09	08/28/20 12:57	108-88-3	
1,2,3-Trichlorobenzene	ND	ug/kg	4.4	1	08/28/20 11:09	08/28/20 12:57	87-61-6	
1,2,4-Trichlorobenzene	ND	ug/kg	4.4	1	08/28/20 11:09	08/28/20 12:57	120-82-1	
1,1,1-Trichloroethane	ND	ug/kg	4.4	1	08/28/20 11:09	08/28/20 12:57	71-55-6	
1,1,2-Trichloroethane	ND	ug/kg	4.4	1	08/28/20 11:09	08/28/20 12:57	79-00-5	
Trichloroethene	ND	ug/kg	4.4	1	08/28/20 11:09	08/28/20 12:57	79-01-6	
Trichlorofluoromethane	ND	ug/kg	4.4	1	08/28/20 11:09	08/28/20 12:57	75-69-4	
1,2,3-Trichloropropane	ND	ug/kg	4.4	1	08/28/20 11:09	08/28/20 12:57	96-18-4	
1,2,4-Trimethylbenzene	**11.3**	ug/kg	4.4	1	08/28/20 11:09	08/28/20 12:57	95-63-6	
1,3,5-Trimethylbenzene	ND	ug/kg	4.4	1	08/28/20 11:09	08/28/20 12:57	108-67-8	
Vinyl acetate	ND	ug/kg	44.0	1	08/28/20 11:09	08/28/20 12:57	108-05-4	
Vinyl chloride	ND	ug/kg	8.8	1	08/28/20 11:09	08/28/20 12:57	75-01-4	
Xylene (Total)	**24.9**	ug/kg	8.8	1	08/28/20 11:09	08/28/20 12:57	1330-20-7	
m&p-Xylene	**14.6**	ug/kg	8.8	1	08/28/20 11:09	08/28/20 12:57	179601-23-1	
o-Xylene	**10.2**	ug/kg	4.4	1	08/28/20 11:09	08/28/20 12:57	95-47-6	
Surrogates								
Toluene-d8 (S)	99	%	70-130	1	08/28/20 11:09	08/28/20 12:57	2037-26-5	
4-Bromofluorobenzene (S)	101	%	70-130	1	08/28/20 11:09	08/28/20 12:57	460-00-4	
1,2-Dichloroethane-d4 (S)	94	%	70-132	1	08/28/20 11:09	08/28/20 12:57	17060-07-0	
Percent Moisture	Analytical Method: ASTM D2974-87 Pace Analytical Services - Charlotte							
Percent Moisture	**18.3**	%	0.10	1		08/27/20 17:02		
Total Solids 2540 G-2011	Analytical Method: SM 2540G Preparation Method: SM 2540 G Pace National - Mt. Juliet							
Total Solids	**82.1**	%		1	08/28/20 12:00	08/28/20 12:10		

REPORT OF LABORATORY ANALYSIS

This report shall not be reproduced, except in full,
without the written consent of Pace Analytical Services, LLC.

Pace Analytical Services, LLC
9800 Kincey Ave. Suite 100
Huntersville, NC 28078
(704)875-9092

ANALYTICAL RESULTS

Project: Colonial Pipeline (8/27)
Pace Project No.: 92492881

Sample: SB-118 (2.5-5) **Lab ID: 92492881003** Collected: 08/27/20 15:10 Received: 08/27/20 15:30 Matrix: Solid

Results reported on a "dry weight" basis and are adjusted for percent moisture, sample size and any dilutions.

Parameters	Results	Units	Report Limit	DF	Prepared	Analyzed	CAS No.	Qual
MADEPV	Analytical Method: MADEP VPH Preparation Method: MADEPV Pace National - Mt. Juliet							
Aliphatic (C05-C08)	ND	mg/kg	7.88	1	08/27/20 15:10	08/28/20 16:26		
Aliphatic (C09-C12)	ND	mg/kg	7.88	1	08/27/20 15:10	08/28/20 16:26		
Aromatic (C09-C10),Unadjusted	ND	mg/kg	7.88	1	08/27/20 15:10	08/28/20 16:26	TPHC9C10A	
Total VPH	ND	mg/kg	7.88	1	08/27/20 15:10	08/28/20 16:26	VPH	
Surrogates								
2,5-Dibromotoluene (FID)	81.8	%	70.0-130	1	08/27/20 15:10	08/28/20 16:26	615-59-8FID	
2,5-Dibromotoluene (PID)	87.6	%	70.0-130	1	08/27/20 15:10	08/28/20 16:26	615-59-8PID	
8260D/5035A/5030B Volatiles	Analytical Method: EPA 8260D Preparation Method: EPA 5035A/5030B Pace Analytical Services - Charlotte							
Acetone	ND	ug/kg	91.7	1	08/28/20 11:09	08/28/20 13:15	67-64-1	v2
Benzene	ND	ug/kg	4.6	1	08/28/20 11:09	08/28/20 13:15	71-43-2	
Bromobenzene	ND	ug/kg	4.6	1	08/28/20 11:09	08/28/20 13:15	108-86-1	
Bromochloromethane	ND	ug/kg	4.6	1	08/28/20 11:09	08/28/20 13:15	74-97-5	IK
Bromodichloromethane	ND	ug/kg	4.6	1	08/28/20 11:09	08/28/20 13:15	75-27-4	
Bromoform	ND	ug/kg	4.6	1	08/28/20 11:09	08/28/20 13:15	75-25-2	
Bromomethane	ND	ug/kg	9.2	1	08/28/20 11:09	08/28/20 13:15	74-83-9	
2-Butanone (MEK)	ND	ug/kg	91.7	1	08/28/20 11:09	08/28/20 13:15	78-93-3	v2
n-Butylbenzene	ND	ug/kg	4.6	1	08/28/20 11:09	08/28/20 13:15	104-51-8	
sec-Butylbenzene	ND	ug/kg	4.6	1	08/28/20 11:09	08/28/20 13:15	135-98-8	
tert-Butylbenzene	ND	ug/kg	4.6	1	08/28/20 11:09	08/28/20 13:15	98-06-6	
Carbon tetrachloride	ND	ug/kg	4.6	1	08/28/20 11:09	08/28/20 13:15	56-23-5	
Chlorobenzene	ND	ug/kg	4.6	1	08/28/20 11:09	08/28/20 13:15	108-90-7	
Chloroethane	ND	ug/kg	9.2	1	08/28/20 11:09	08/28/20 13:15	75-00-3	
Chloroform	ND	ug/kg	4.6	1	08/28/20 11:09	08/28/20 13:15	67-66-3	
Chloromethane	ND	ug/kg	9.2	1	08/28/20 11:09	08/28/20 13:15	74-87-3	v2
2-Chlorotoluene	ND	ug/kg	4.6	1	08/28/20 11:09	08/28/20 13:15	95-49-8	
4-Chlorotoluene	ND	ug/kg	4.6	1	08/28/20 11:09	08/28/20 13:15	106-43-4	
1,2-Dibromo-3-chloropropane	ND	ug/kg	4.6	1	08/28/20 11:09	08/28/20 13:15	96-12-8	
Dibromochloromethane	ND	ug/kg	4.6	1	08/28/20 11:09	08/28/20 13:15	124-48-1	
1,2-Dibromoethane (EDB)	ND	ug/kg	4.6	1	08/28/20 11:09	08/28/20 13:15	106-93-4	
Dibromomethane	ND	ug/kg	4.6	1	08/28/20 11:09	08/28/20 13:15	74-95-3	
1,2-Dichlorobenzene	ND	ug/kg	4.6	1	08/28/20 11:09	08/28/20 13:15	95-50-1	
1,3-Dichlorobenzene	ND	ug/kg	4.6	1	08/28/20 11:09	08/28/20 13:15	541-73-1	
1,4-Dichlorobenzene	ND	ug/kg	4.6	1	08/28/20 11:09	08/28/20 13:15	106-46-7	
Dichlorodifluoromethane	ND	ug/kg	9.2	1	08/28/20 11:09	08/28/20 13:15	75-71-8	v2
1,1-Dichloroethane	ND	ug/kg	4.6	1	08/28/20 11:09	08/28/20 13:15	75-34-3	
1,2-Dichloroethane	ND	ug/kg	4.6	1	08/28/20 11:09	08/28/20 13:15	107-06-2	
1,1-Dichloroethene	ND	ug/kg	4.6	1	08/28/20 11:09	08/28/20 13:15	75-35-4	
cis-1,2-Dichloroethene	ND	ug/kg	4.6	1	08/28/20 11:09	08/28/20 13:15	156-59-2	
trans-1,2-Dichloroethene	ND	ug/kg	4.6	1	08/28/20 11:09	08/28/20 13:15	156-60-5	
1,2-Dichloropropane	ND	ug/kg	4.6	1	08/28/20 11:09	08/28/20 13:15	78-87-5	
1,3-Dichloropropane	ND	ug/kg	4.6	1	08/28/20 11:09	08/28/20 13:15	142-28-9	
2,2-Dichloropropane	ND	ug/kg	4.6	1	08/28/20 11:09	08/28/20 13:15	594-20-7	
1,1-Dichloropropene	ND	ug/kg	4.6	1	08/28/20 11:09	08/28/20 13:15	563-58-6	

REPORT OF LABORATORY ANALYSIS

This report shall not be reproduced, except in full,
without the written consent of Pace Analytical Services, LLC.

Pace Analytical Services, LLC
9800 Kincey Ave. Suite 100
Huntersville, NC 28078
(704)875-9092

ANALYTICAL RESULTS

Project: Colonial Pipeline (8/27)
Pace Project No.: 92492881

Sample: SB-118 (2.5-5) **Lab ID: 92492881003** Collected: 08/27/20 15:10 Received: 08/27/20 15:30 Matrix: Solid

Results reported on a "dry weight" basis and are adjusted for percent moisture, sample size and any dilutions.

Parameters	Results	Units	Report Limit	DF	Prepared	Analyzed	CAS No.	Qual
8260D/5035A/5030B Volatiles	Analytical Method: EPA 8260D Preparation Method: EPA 5035A/5030B Pace Analytical Services - Charlotte							
cis-1,3-Dichloropropene	ND	ug/kg	4.6	1	08/28/20 11:09	08/28/20 13:15	10061-01-5	
trans-1,3-Dichloropropene	ND	ug/kg	4.6	1	08/28/20 11:09	08/28/20 13:15	10061-02-6	
Diisopropyl ether	ND	ug/kg	4.6	1	08/28/20 11:09	08/28/20 13:15	108-20-3	v2
Ethylbenzene	ND	ug/kg	4.6	1	08/28/20 11:09	08/28/20 13:15	100-41-4	
Hexachloro-1,3-butadiene	ND	ug/kg	4.6	1	08/28/20 11:09	08/28/20 13:15	87-68-3	
2-Hexanone	ND	ug/kg	45.8	1	08/28/20 11:09	08/28/20 13:15	591-78-6	
Isopropylbenzene (Cumene)	ND	ug/kg	4.6	1	08/28/20 11:09	08/28/20 13:15	98-82-8	
p-Isopropyltoluene	ND	ug/kg	4.6	1	08/28/20 11:09	08/28/20 13:15	99-87-6	
Methylene Chloride	ND	ug/kg	18.3	1	08/28/20 11:09	08/28/20 13:15	75-09-2	v2
4-Methyl-2-pentanone (MIBK)	ND	ug/kg	45.8	1	08/28/20 11:09	08/28/20 13:15	108-10-1	
Methyl-tert-butyl ether	ND	ug/kg	4.6	1	08/28/20 11:09	08/28/20 13:15	1634-04-4	
Naphthalene	ND	ug/kg	4.6	1	08/28/20 11:09	08/28/20 13:15	91-20-3	
n-Propylbenzene	ND	ug/kg	4.6	1	08/28/20 11:09	08/28/20 13:15	103-65-1	
Styrene	ND	ug/kg	4.6	1	08/28/20 11:09	08/28/20 13:15	100-42-5	
1,1,1,2-Tetrachloroethane	ND	ug/kg	4.6	1	08/28/20 11:09	08/28/20 13:15	630-20-6	
1,1,2,2-Tetrachloroethane	ND	ug/kg	4.6	1	08/28/20 11:09	08/28/20 13:15	79-34-5	
Tetrachloroethene	ND	ug/kg	4.6	1	08/28/20 11:09	08/28/20 13:15	127-18-4	
Toluene	ND	ug/kg	4.6	1	08/28/20 11:09	08/28/20 13:15	108-88-3	
1,2,3-Trichlorobenzene	ND	ug/kg	4.6	1	08/28/20 11:09	08/28/20 13:15	87-61-6	
1,2,4-Trichlorobenzene	ND	ug/kg	4.6	1	08/28/20 11:09	08/28/20 13:15	120-82-1	
1,1,1-Trichloroethane	ND	ug/kg	4.6	1	08/28/20 11:09	08/28/20 13:15	71-55-6	
1,1,2-Trichloroethane	ND	ug/kg	4.6	1	08/28/20 11:09	08/28/20 13:15	79-00-5	
Trichloroethene	ND	ug/kg	4.6	1	08/28/20 11:09	08/28/20 13:15	79-01-6	
Trichlorofluoromethane	ND	ug/kg	4.6	1	08/28/20 11:09	08/28/20 13:15	75-69-4	
1,2,3-Trichloropropane	ND	ug/kg	4.6	1	08/28/20 11:09	08/28/20 13:15	96-18-4	
1,2,4-Trimethylbenzene	ND	ug/kg	4.6	1	08/28/20 11:09	08/28/20 13:15	95-63-6	
1,3,5-Trimethylbenzene	ND	ug/kg	4.6	1	08/28/20 11:09	08/28/20 13:15	108-67-8	
Vinyl acetate	ND	ug/kg	45.8	1	08/28/20 11:09	08/28/20 13:15	108-05-4	
Vinyl chloride	ND	ug/kg	9.2	1	08/28/20 11:09	08/28/20 13:15	75-01-4	
Xylene (Total)	ND	ug/kg	9.2	1	08/28/20 11:09	08/28/20 13:15	1330-20-7	
m&p-Xylene	ND	ug/kg	9.2	1	08/28/20 11:09	08/28/20 13:15	179601-23-1	
o-Xylene	ND	ug/kg	4.6	1	08/28/20 11:09	08/28/20 13:15	95-47-6	
Surrogates								
Toluene-d8 (S)	100	%	70-130	1	08/28/20 11:09	08/28/20 13:15	2037-26-5	
4-Bromofluorobenzene (S)	102	%	70-130	1	08/28/20 11:09	08/28/20 13:15	460-00-4	
1,2-Dichloroethane-d4 (S)	98	%	70-132	1	08/28/20 11:09	08/28/20 13:15	17060-07-0	
Percent Moisture	Analytical Method: ASTM D2974-87 Pace Analytical Services - Charlotte							
Percent Moisture	**10.6**	%	0.10	1		08/27/20 17:02		
Total Solids 2540 G-2011	Analytical Method: SM 2540G Preparation Method: SM 2540 G Pace National - Mt. Juliet							
Total Solids	**79.8**	%		1	08/28/20 12:00	08/28/20 12:10		

REPORT OF LABORATORY ANALYSIS

This report shall not be reproduced, except in full,
without the written consent of Pace Analytical Services, LLC.

Pace Analytical Services, LLC
9800 Kincey Ave. Suite 100
Huntersville, NC 28078
(704)875-9092

ANALYTICAL RESULTS

Project: Colonial Pipeline (8/27)
Pace Project No.: 92492881

Sample: SB-118 (20-22.5) **Lab ID: 92492881004** Collected: 08/27/20 15:20 Received: 08/27/20 15:30 Matrix: Solid

Results reported on a "dry weight" basis and are adjusted for percent moisture, sample size and any dilutions.

Parameters	Results	Units	Report Limit	DF	Prepared	Analyzed	CAS No.	Qual
MADEPV	Analytical Method: MADEP VPH Preparation Method: MADEPV Pace National - Mt. Juliet							
Aliphatic (C05-C08)	ND	mg/kg	7.11	1	08/27/20 15:20	08/28/20 16:59		
Aliphatic (C09-C12)	ND	mg/kg	7.11	1	08/27/20 15:20	08/28/20 16:59		
Aromatic (C09-C10),Unadjusted	ND	mg/kg	7.11	1	08/27/20 15:20	08/28/20 16:59	TPHC9C10A	
Total VPH	ND	mg/kg	7.11	1	08/27/20 15:20	08/28/20 16:59	VPH	
Surrogates								
2,5-Dibromotoluene (FID)	79.0	%	70.0-130	1	08/27/20 15:20	08/28/20 16:59	615-59-8FID	
2,5-Dibromotoluene (PID)	84.8	%	70.0-130	1	08/27/20 15:20	08/28/20 16:59	615-59-8PID	
8260D/5035A/5030B Volatiles	Analytical Method: EPA 8260D Preparation Method: EPA 5035A/5030B Pace Analytical Services - Charlotte							
Acetone	ND	ug/kg	97.4	1	08/28/20 11:09	08/28/20 13:34	67-64-1	v2
Benzene	ND	ug/kg	4.9	1	08/28/20 11:09	08/28/20 13:34	71-43-2	
Bromobenzene	ND	ug/kg	4.9	1	08/28/20 11:09	08/28/20 13:34	108-86-1	
Bromochloromethane	ND	ug/kg	4.9	1	08/28/20 11:09	08/28/20 13:34	74-97-5	IK
Bromodichloromethane	ND	ug/kg	4.9	1	08/28/20 11:09	08/28/20 13:34	75-27-4	
Bromoform	ND	ug/kg	4.9	1	08/28/20 11:09	08/28/20 13:34	75-25-2	
Bromomethane	ND	ug/kg	9.7	1	08/28/20 11:09	08/28/20 13:34	74-83-9	
2-Butanone (MEK)	ND	ug/kg	97.4	1	08/28/20 11:09	08/28/20 13:34	78-93-3	v2
n-Butylbenzene	ND	ug/kg	4.9	1	08/28/20 11:09	08/28/20 13:34	104-51-8	
sec-Butylbenzene	ND	ug/kg	4.9	1	08/28/20 11:09	08/28/20 13:34	135-98-8	
tert-Butylbenzene	ND	ug/kg	4.9	1	08/28/20 11:09	08/28/20 13:34	98-06-6	
Carbon tetrachloride	ND	ug/kg	4.9	1	08/28/20 11:09	08/28/20 13:34	56-23-5	
Chlorobenzene	ND	ug/kg	4.9	1	08/28/20 11:09	08/28/20 13:34	108-90-7	
Chloroethane	ND	ug/kg	9.7	1	08/28/20 11:09	08/28/20 13:34	75-00-3	
Chloroform	ND	ug/kg	4.9	1	08/28/20 11:09	08/28/20 13:34	67-66-3	
Chloromethane	ND	ug/kg	9.7	1	08/28/20 11:09	08/28/20 13:34	74-87-3	v2
2-Chlorotoluene	ND	ug/kg	4.9	1	08/28/20 11:09	08/28/20 13:34	95-49-8	
4-Chlorotoluene	ND	ug/kg	4.9	1	08/28/20 11:09	08/28/20 13:34	106-43-4	
1,2-Dibromo-3-chloropropane	ND	ug/kg	4.9	1	08/28/20 11:09	08/28/20 13:34	96-12-8	
Dibromochloromethane	ND	ug/kg	4.9	1	08/28/20 11:09	08/28/20 13:34	124-48-1	
1,2-Dibromoethane (EDB)	ND	ug/kg	4.9	1	08/28/20 11:09	08/28/20 13:34	106-93-4	
Dibromomethane	ND	ug/kg	4.9	1	08/28/20 11:09	08/28/20 13:34	74-95-3	
1,2-Dichlorobenzene	ND	ug/kg	4.9	1	08/28/20 11:09	08/28/20 13:34	95-50-1	
1,3-Dichlorobenzene	ND	ug/kg	4.9	1	08/28/20 11:09	08/28/20 13:34	541-73-1	
1,4-Dichlorobenzene	ND	ug/kg	4.9	1	08/28/20 11:09	08/28/20 13:34	106-46-7	
Dichlorodifluoromethane	ND	ug/kg	9.7	1	08/28/20 11:09	08/28/20 13:34	75-71-8	v2
1,1-Dichloroethane	ND	ug/kg	4.9	1	08/28/20 11:09	08/28/20 13:34	75-34-3	
1,2-Dichloroethane	ND	ug/kg	4.9	1	08/28/20 11:09	08/28/20 13:34	107-06-2	
1,1-Dichloroethene	ND	ug/kg	4.9	1	08/28/20 11:09	08/28/20 13:34	75-35-4	
cis-1,2-Dichloroethene	ND	ug/kg	4.9	1	08/28/20 11:09	08/28/20 13:34	156-59-2	
trans-1,2-Dichloroethene	ND	ug/kg	4.9	1	08/28/20 11:09	08/28/20 13:34	156-60-5	
1,2-Dichloropropane	ND	ug/kg	4.9	1	08/28/20 11:09	08/28/20 13:34	78-87-5	
1,3-Dichloropropane	ND	ug/kg	4.9	1	08/28/20 11:09	08/28/20 13:34	142-28-9	
2,2-Dichloropropane	ND	ug/kg	4.9	1	08/28/20 11:09	08/28/20 13:34	594-20-7	
1,1-Dichloropropene	ND	ug/kg	4.9	1	08/28/20 11:09	08/28/20 13:34	563-58-6	

REPORT OF LABORATORY ANALYSIS

This report shall not be reproduced, except in full,
without the written consent of Pace Analytical Services, LLC.

Pace Analytical Services, LLC
9800 Kincey Ave. Suite 100
Huntersville, NC 28078
(704)875-9092

ANALYTICAL RESULTS

Project: Colonial Pipeline (8/27)
Pace Project No.: 92492881

Sample: SB-118 (20-22.5) **Lab ID: 92492881004** Collected: 08/27/20 15:20 Received: 08/27/20 15:30 Matrix: Solid

Results reported on a "dry weight" basis and are adjusted for percent moisture, sample size and any dilutions.

Parameters	Results	Units	Report Limit	DF	Prepared	Analyzed	CAS No.	Qual
8260D/5035A/5030B Volatiles	Analytical Method: EPA 8260D Preparation Method: EPA 5035A/5030B Pace Analytical Services - Charlotte							
cis-1,3-Dichloropropene	ND	ug/kg	4.9	1	08/28/20 11:09	08/28/20 13:34	10061-01-5	
trans-1,3-Dichloropropene	ND	ug/kg	4.9	1	08/28/20 11:09	08/28/20 13:34	10061-02-6	
Diisopropyl ether	ND	ug/kg	4.9	1	08/28/20 11:09	08/28/20 13:34	108-20-3	v2
Ethylbenzene	ND	ug/kg	4.9	1	08/28/20 11:09	08/28/20 13:34	100-41-4	
Hexachloro-1,3-butadiene	ND	ug/kg	4.9	1	08/28/20 11:09	08/28/20 13:34	87-68-3	
2-Hexanone	ND	ug/kg	48.7	1	08/28/20 11:09	08/28/20 13:34	591-78-6	
Isopropylbenzene (Cumene)	ND	ug/kg	4.9	1	08/28/20 11:09	08/28/20 13:34	98-82-8	
p-Isopropyltoluene	ND	ug/kg	4.9	1	08/28/20 11:09	08/28/20 13:34	99-87-6	
Methylene Chloride	ND	ug/kg	19.5	1	08/28/20 11:09	08/28/20 13:34	75-09-2	v2
4-Methyl-2-pentanone (MIBK)	ND	ug/kg	48.7	1	08/28/20 11:09	08/28/20 13:34	108-10-1	
Methyl-tert-butyl ether	ND	ug/kg	4.9	1	08/28/20 11:09	08/28/20 13:34	1634-04-4	
Naphthalene	ND	ug/kg	4.9	1	08/28/20 11:09	08/28/20 13:34	91-20-3	
n-Propylbenzene	ND	ug/kg	4.9	1	08/28/20 11:09	08/28/20 13:34	103-65-1	
Styrene	ND	ug/kg	4.9	1	08/28/20 11:09	08/28/20 13:34	100-42-5	
1,1,1,2-Tetrachloroethane	ND	ug/kg	4.9	1	08/28/20 11:09	08/28/20 13:34	630-20-6	
1,1,2,2-Tetrachloroethane	ND	ug/kg	4.9	1	08/28/20 11:09	08/28/20 13:34	79-34-5	
Tetrachloroethene	ND	ug/kg	4.9	1	08/28/20 11:09	08/28/20 13:34	127-18-4	
Toluene	ND	ug/kg	4.9	1	08/28/20 11:09	08/28/20 13:34	108-88-3	
1,2,3-Trichlorobenzene	ND	ug/kg	4.9	1	08/28/20 11:09	08/28/20 13:34	87-61-6	
1,2,4-Trichlorobenzene	ND	ug/kg	4.9	1	08/28/20 11:09	08/28/20 13:34	120-82-1	
1,1,1-Trichloroethane	ND	ug/kg	4.9	1	08/28/20 11:09	08/28/20 13:34	71-55-6	
1,1,2-Trichloroethane	ND	ug/kg	4.9	1	08/28/20 11:09	08/28/20 13:34	79-00-5	
Trichloroethene	ND	ug/kg	4.9	1	08/28/20 11:09	08/28/20 13:34	79-01-6	
Trichlorofluoromethane	ND	ug/kg	4.9	1	08/28/20 11:09	08/28/20 13:34	75-69-4	
1,2,3-Trichloropropane	ND	ug/kg	4.9	1	08/28/20 11:09	08/28/20 13:34	96-18-4	
1,2,4-Trimethylbenzene	ND	ug/kg	4.9	1	08/28/20 11:09	08/28/20 13:34	95-63-6	
1,3,5-Trimethylbenzene	ND	ug/kg	4.9	1	08/28/20 11:09	08/28/20 13:34	108-67-8	
Vinyl acetate	ND	ug/kg	48.7	1	08/28/20 11:09	08/28/20 13:34	108-05-4	
Vinyl chloride	ND	ug/kg	9.7	1	08/28/20 11:09	08/28/20 13:34	75-01-4	
Xylene (Total)	ND	ug/kg	9.7	1	08/28/20 11:09	08/28/20 13:34	1330-20-7	
m&p-Xylene	ND	ug/kg	9.7	1	08/28/20 11:09	08/28/20 13:34	179601-23-1	
o-Xylene	ND	ug/kg	4.9	1	08/28/20 11:09	08/28/20 13:34	95-47-6	
Surrogates								
Toluene-d8 (S)	98	%	70-130	1	08/28/20 11:09	08/28/20 13:34	2037-26-5	
4-Bromofluorobenzene (S)	100	%	70-130	1	08/28/20 11:09	08/28/20 13:34	460-00-4	
1,2-Dichloroethane-d4 (S)	93	%	70-132	1	08/28/20 11:09	08/28/20 13:34	17060-07-0	
Percent Moisture	Analytical Method: ASTM D2974-87 Pace Analytical Services - Charlotte							
Percent Moisture	**15.4**	%	0.10	1		08/27/20 17:02		
Total Solids 2540 G-2011	Analytical Method: SM 2540G Preparation Method: SM 2540 G Pace National - Mt. Juliet							
Total Solids	**84.6**	%		1	08/28/20 12:00	08/28/20 12:10		

REPORT OF LABORATORY ANALYSIS

This report shall not be reproduced, except in full,
without the written consent of Pace Analytical Services, LLC.

Pace Analytical Services, LLC
9800 Kincey Ave. Suite 100
Huntersville, NC 28078
(704)875-9092

ANALYTICAL RESULTS

Project: Colonial Pipeline (8/27)
Pace Project No.: 92492881

Sample: TB-1 **Lab ID: 92492881005** Collected: 08/27/20 00:00 Received: 08/27/20 15:30 Matrix: Water

Parameters	Results	Units	Report Limit	DF	Prepared	Analyzed	CAS No.	Qual
8260D MSV Low Level	Analytical Method: EPA 8260D Pace Analytical Services - Charlotte							
Acetone	ND	ug/L	25.0	1		08/27/20 20:17	67-64-1	
Benzene	ND	ug/L	1.0	1		08/27/20 20:17	71-43-2	
Bromobenzene	ND	ug/L	1.0	1		08/27/20 20:17	108-86-1	
Bromochloromethane	ND	ug/L	1.0	1		08/27/20 20:17	74-97-5	
Bromodichloromethane	ND	ug/L	1.0	1		08/27/20 20:17	75-27-4	
Bromoform	ND	ug/L	1.0	1		08/27/20 20:17	75-25-2	
Bromomethane	ND	ug/L	2.0	1		08/27/20 20:17	74-83-9	
2-Butanone (MEK)	ND	ug/L	5.0	1		08/27/20 20:17	78-93-3	
Carbon tetrachloride	ND	ug/L	1.0	1		08/27/20 20:17	56-23-5	
Chlorobenzene	ND	ug/L	1.0	1		08/27/20 20:17	108-90-7	
Chloroethane	ND	ug/L	1.0	1		08/27/20 20:17	75-00-3	
Chloroform	ND	ug/L	5.0	1		08/27/20 20:17	67-66-3	
Chloromethane	ND	ug/L	1.0	1		08/27/20 20:17	74-87-3	
2-Chlorotoluene	ND	ug/L	1.0	1		08/27/20 20:17	95-49-8	
4-Chlorotoluene	ND	ug/L	1.0	1		08/27/20 20:17	106-43-4	
1,2-Dibromo-3-chloropropane	ND	ug/L	5.0	1		08/27/20 20:17	96-12-8	
Dibromochloromethane	ND	ug/L	1.0	1		08/27/20 20:17	124-48-1	
1,2-Dibromoethane (EDB)	ND	ug/L	1.0	1		08/27/20 20:17	106-93-4	
Dibromomethane	ND	ug/L	1.0	1		08/27/20 20:17	74-95-3	
1,2-Dichlorobenzene	ND	ug/L	1.0	1		08/27/20 20:17	95-50-1	
1,3-Dichlorobenzene	ND	ug/L	1.0	1		08/27/20 20:17	541-73-1	
1,4-Dichlorobenzene	ND	ug/L	1.0	1		08/27/20 20:17	106-46-7	
Dichlorodifluoromethane	ND	ug/L	1.0	1		08/27/20 20:17	75-71-8	
1,1-Dichloroethane	ND	ug/L	1.0	1		08/27/20 20:17	75-34-3	
1,2-Dichloroethane	ND	ug/L	1.0	1		08/27/20 20:17	107-06-2	
1,1-Dichloroethene	ND	ug/L	1.0	1		08/27/20 20:17	75-35-4	
cis-1,2-Dichloroethene	ND	ug/L	1.0	1		08/27/20 20:17	156-59-2	
trans-1,2-Dichloroethene	ND	ug/L	1.0	1		08/27/20 20:17	156-60-5	
1,2-Dichloropropane	ND	ug/L	1.0	1		08/27/20 20:17	78-87-5	
1,3-Dichloropropane	ND	ug/L	1.0	1		08/27/20 20:17	142-28-9	
2,2-Dichloropropane	ND	ug/L	1.0	1		08/27/20 20:17	594-20-7	
1,1-Dichloropropene	ND	ug/L	1.0	1		08/27/20 20:17	563-58-6	
cis-1,3-Dichloropropene	ND	ug/L	1.0	1		08/27/20 20:17	10061-01-5	
trans-1,3-Dichloropropene	ND	ug/L	1.0	1		08/27/20 20:17	10061-02-6	
Diisopropyl ether	ND	ug/L	1.0	1		08/27/20 20:17	108-20-3	
Ethylbenzene	ND	ug/L	1.0	1		08/27/20 20:17	100-41-4	
Hexachloro-1,3-butadiene	ND	ug/L	1.0	1		08/27/20 20:17	87-68-3	
2-Hexanone	ND	ug/L	5.0	1		08/27/20 20:17	591-78-6	
p-Isopropyltoluene	ND	ug/L	1.0	1		08/27/20 20:17	99-87-6	
Methylene Chloride	ND	ug/L	5.0	1		08/27/20 20:17	75-09-2	
4-Methyl-2-pentanone (MIBK)	ND	ug/L	5.0	1		08/27/20 20:17	108-10-1	
Methyl-tert-butyl ether	ND	ug/L	1.0	1		08/27/20 20:17	1634-04-4	
Naphthalene	ND	ug/L	1.0	1		08/27/20 20:17	91-20-3	
Styrene	ND	ug/L	1.0	1		08/27/20 20:17	100-42-5	
1,1,1,2-Tetrachloroethane	ND	ug/L	1.0	1		08/27/20 20:17	630-20-6	
1,1,2,2-Tetrachloroethane	ND	ug/L	1.0	1		08/27/20 20:17	79-34-5	

REPORT OF LABORATORY ANALYSIS

This report shall not be reproduced, except in full,
without the written consent of Pace Analytical Services, LLC.

Pace Analytical Services, LLC
9800 Kincey Ave. Suite 100
Huntersville, NC 28078
(704)875-9092

ANALYTICAL RESULTS

Project: Colonial Pipeline (8/27)
Pace Project No.: 92492881

Sample: TB-1 **Lab ID: 92492881005** Collected: 08/27/20 00:00 Received: 08/27/20 15:30 Matrix: Water

Parameters	Results	Units	Report Limit	DF	Prepared	Analyzed	CAS No.	Qual
8260D MSV Low Level	Analytical Method: EPA 8260D Pace Analytical Services - Charlotte							
Tetrachloroethene	ND	ug/L	1.0	1		08/27/20 20:17	127-18-4	
Toluene	ND	ug/L	1.0	1		08/27/20 20:17	108-88-3	
1,2,3-Trichlorobenzene	ND	ug/L	1.0	1		08/27/20 20:17	87-61-6	
1,2,4-Trichlorobenzene	ND	ug/L	1.0	1		08/27/20 20:17	120-82-1	
1,1,1-Trichloroethane	ND	ug/L	1.0	1		08/27/20 20:17	71-55-6	
1,1,2-Trichloroethane	ND	ug/L	1.0	1		08/27/20 20:17	79-00-5	
Trichloroethene	ND	ug/L	1.0	1		08/27/20 20:17	79-01-6	
Trichlorofluoromethane	ND	ug/L	1.0	1		08/27/20 20:17	75-69-4	
1,2,3-Trichloropropane	ND	ug/L	1.0	1		08/27/20 20:17	96-18-4	
Vinyl acetate	ND	ug/L	2.0	1		08/27/20 20:17	108-05-4	
Vinyl chloride	ND	ug/L	1.0	1		08/27/20 20:17	75-01-4	
Xylene (Total)	ND	ug/L	1.0	1		08/27/20 20:17	1330-20-7	
m&p-Xylene	ND	ug/L	2.0	1		08/27/20 20:17	179601-23-1	
o-Xylene	ND	ug/L	1.0	1		08/27/20 20:17	95-47-6	
Surrogates								
4-Bromofluorobenzene (S)	99	%	70-130	1		08/27/20 20:17	460-00-4	
1,2-Dichloroethane-d4 (S)	96	%	70-130	1		08/27/20 20:17	17060-07-0	
Toluene-d8 (S)	105	%	70-130	1		08/27/20 20:17	2037-26-5	

REPORT OF LABORATORY ANALYSIS

This report shall not be reproduced, except in full,
without the written consent of Pace Analytical Services, LLC.

Pace Analytical Services, LLC
9800 Kincey Ave. Suite 100
Huntersville, NC 28078
(704)875-9092

QUALITY CONTROL DATA

Project: Colonial Pipeline (8/27)
Pace Project No.: 92492881

QC Batch: 1534274 | Analysis Method: MADEP VPH
QC Batch Method: MADEPV | Analysis Description: MADEPV
Laboratory: Pace National - Mt. Juliet
Associated Lab Samples: 92492881001, 92492881002, 92492881003, 92492881004

METHOD BLANK: R3565040-3 Matrix: Solid
Associated Lab Samples: 92492881001, 92492881002, 92492881003, 92492881004

Parameter	Units	Blank Result	Reporting Limit	Analyzed	Qualifiers
Aliphatic (C05-C08)	mg/kg	ND	5.00	08/28/20 14:46	
Aliphatic (C09-C12)	mg/kg	ND	5.00	08/28/20 14:46	
Aromatic (C09-C10),Unadjusted	mg/kg	ND	5.00	08/28/20 14:46	
Total VPH	mg/kg	ND	5.00	08/28/20 14:46	
2,5-Dibromotoluene (FID)	%	80.7	70.0-130	08/28/20 14:46	
2,5-Dibromotoluene (PID)	%	86.2	70.0-130	08/28/20 14:46	

LABORATORY CONTROL SAMPLE & LCSD: R3565040-1 R3565040-2

Parameter	Units	Spike Conc.	LCS Result	LCSD Result	LCS % Rec	LCSD % Rec	% Rec Limits	RPD	Max RPD	Qualifiers
Aliphatic (C05-C08)	mg/kg	60.0	55.3	55.4	92.2	92.3	70.0-130	0.181	25	
Aliphatic (C09-C12)	mg/kg	70.0	60.2	60.4	86.0	86.3	70.0-130	0.332	25	
Aromatic (C09-C10),Unadjusted	mg/kg	10.0	9.84	9.90	98.4	99.0	70.0-130	0.608	25	
Total VPH	mg/kg	140	125	126	89.3	90.0	70.0-130	0.797	25	
2,5-Dibromotoluene (FID)	%				81.9	83.2	70.0-130			
2,5-Dibromotoluene (PID)	%				89.0	90.2	70.0-130			

Results presented on this page are in the units indicated by the "Units" column except where an alternate unit is presented to the right of the result.

REPORT OF LABORATORY ANALYSIS

This report shall not be reproduced, except in full,
without the written consent of Pace Analytical Services, LLC.

Pace Analytical Services, LLC
9800 Kincey Ave. Suite 100
Huntersville, NC 28078
(704)875-9092

QUALITY CONTROL DATA

Project: Colonial Pipeline (8/27)
Pace Project No.: 92492881

QC Batch: 563087 | Analysis Method: EPA 8260D
QC Batch Method: EPA 5035A/5030B | Analysis Description: 8260D 5035A 5030B
Laboratory: Pace Analytical Services - Charlotte
Associated Lab Samples: 92492881001, 92492881002, 92492881003, 92492881004

METHOD BLANK: 2985859 Matrix: Solid
Associated Lab Samples: 92492881001, 92492881002, 92492881003, 92492881004

Parameter	Units	Blank Result	Reporting Limit	Analyzed	Qualifiers
1,1,1,2-Tetrachloroethane	ug/kg	ND	5.0	08/28/20 12:02	
1,1,1-Trichloroethane	ug/kg	ND	5.0	08/28/20 12:02	
1,1,2,2-Tetrachloroethane	ug/kg	ND	5.0	08/28/20 12:02	
1,1,2-Trichloroethane	ug/kg	ND	5.0	08/28/20 12:02	
1,1-Dichloroethane	ug/kg	ND	5.0	08/28/20 12:02	
1,1-Dichloroethene	ug/kg	ND	5.0	08/28/20 12:02	
1,1-Dichloropropene	ug/kg	ND	5.0	08/28/20 12:02	
1,2,3-Trichlorobenzene	ug/kg	ND	5.0	08/28/20 12:02	
1,2,3-Trichloropropane	ug/kg	ND	5.0	08/28/20 12:02	
1,2,4-Trichlorobenzene	ug/kg	ND	5.0	08/28/20 12:02	
1,2,4-Trimethylbenzene	ug/kg	ND	5.0	08/28/20 12:02	
1,2-Dibromo-3-chloropropane	ug/kg	ND	5.0	08/28/20 12:02	
1,2-Dibromoethane (EDB)	ug/kg	ND	5.0	08/28/20 12:02	
1,2-Dichlorobenzene	ug/kg	ND	5.0	08/28/20 12:02	
1,2-Dichloroethane	ug/kg	ND	5.0	08/28/20 12:02	
1,2-Dichloropropane	ug/kg	ND	5.0	08/28/20 12:02	
1,3,5-Trimethylbenzene	ug/kg	ND	5.0	08/28/20 12:02	
1,3-Dichlorobenzene	ug/kg	ND	5.0	08/28/20 12:02	
1,3-Dichloropropane	ug/kg	ND	5.0	08/28/20 12:02	
1,4-Dichlorobenzene	ug/kg	ND	5.0	08/28/20 12:02	
2,2-Dichloropropane	ug/kg	ND	5.0	08/28/20 12:02	
2-Butanone (MEK)	ug/kg	ND	100	08/28/20 12:02	v2
2-Chlorotoluene	ug/kg	ND	5.0	08/28/20 12:02	
2-Hexanone	ug/kg	ND	50.0	08/28/20 12:02	
4-Chlorotoluene	ug/kg	ND	5.0	08/28/20 12:02	
4-Methyl-2-pentanone (MIBK)	ug/kg	ND	50.0	08/28/20 12:02	
Acetone	ug/kg	ND	100	08/28/20 12:02	v2
Benzene	ug/kg	ND	5.0	08/28/20 12:02	
Bromobenzene	ug/kg	ND	5.0	08/28/20 12:02	
Bromochloromethane	ug/kg	ND	5.0	08/28/20 12:02	IK
Bromodichloromethane	ug/kg	ND	5.0	08/28/20 12:02	
Bromoform	ug/kg	ND	5.0	08/28/20 12:02	
Bromomethane	ug/kg	ND	10.0	08/28/20 12:02	
Carbon tetrachloride	ug/kg	ND	5.0	08/28/20 12:02	
Chlorobenzene	ug/kg	ND	5.0	08/28/20 12:02	
Chloroethane	ug/kg	ND	10.0	08/28/20 12:02	
Chloroform	ug/kg	ND	5.0	08/28/20 12:02	
Chloromethane	ug/kg	ND	10.0	08/28/20 12:02	v2
cis-1,2-Dichloroethene	ug/kg	ND	5.0	08/28/20 12:02	
cis-1,3-Dichloropropene	ug/kg	ND	5.0	08/28/20 12:02	

Results presented on this page are in the units indicated by the "Units" column except where an alternate unit is presented to the right of the result.

REPORT OF LABORATORY ANALYSIS

This report shall not be reproduced, except in full,
without the written consent of Pace Analytical Services, LLC.

Pace Analytical Services, LLC
9800 Kincey Ave. Suite 100
Huntersville, NC 28078
(704)875-9092

QUALITY CONTROL DATA

Project: Colonial Pipeline (8/27)
Pace Project No.: 92492881

METHOD BLANK: 2985859 Matrix: Solid
Associated Lab Samples: 92492881001, 92492881002, 92492881003, 92492881004

Parameter	Units	Blank Result	Reporting Limit	Analyzed	Qualifiers
Dibromochloromethane	ug/kg	ND	5.0	08/28/20 12:02	
Dibromomethane	ug/kg	ND	5.0	08/28/20 12:02	
Dichlorodifluoromethane	ug/kg	ND	10.0	08/28/20 12:02	v2
Diisopropyl ether	ug/kg	ND	5.0	08/28/20 12:02	v2
Ethylbenzene	ug/kg	ND	5.0	08/28/20 12:02	
Hexachloro-1,3-butadiene	ug/kg	ND	5.0	08/28/20 12:02	
Isopropylbenzene (Cumene)	ug/kg	ND	5.0	08/28/20 12:02	
m&p-Xylene	ug/kg	ND	10.0	08/28/20 12:02	
Methyl-tert-butyl ether	ug/kg	ND	5.0	08/28/20 12:02	
Methylene Chloride	ug/kg	ND	20.0	08/28/20 12:02	v2
n-Butylbenzene	ug/kg	ND	5.0	08/28/20 12:02	
n-Propylbenzene	ug/kg	ND	5.0	08/28/20 12:02	
Naphthalene	ug/kg	ND	5.0	08/28/20 12:02	
o-Xylene	ug/kg	ND	5.0	08/28/20 12:02	
p-Isopropyltoluene	ug/kg	ND	5.0	08/28/20 12:02	
sec-Butylbenzene	ug/kg	ND	5.0	08/28/20 12:02	
Styrene	ug/kg	ND	5.0	08/28/20 12:02	
tert-Butylbenzene	ug/kg	ND	5.0	08/28/20 12:02	
Tetrachloroethene	ug/kg	ND	5.0	08/28/20 12:02	
Toluene	ug/kg	ND	5.0	08/28/20 12:02	
trans-1,2-Dichloroethene	ug/kg	ND	5.0	08/28/20 12:02	
trans-1,3-Dichloropropene	ug/kg	ND	5.0	08/28/20 12:02	
Trichloroethene	ug/kg	ND	5.0	08/28/20 12:02	
Trichlorofluoromethane	ug/kg	ND	5.0	08/28/20 12:02	
Vinyl acetate	ug/kg	ND	50.0	08/28/20 12:02	
Vinyl chloride	ug/kg	ND	10.0	08/28/20 12:02	
Xylene (Total)	ug/kg	ND	10.0	08/28/20 12:02	
1,2-Dichloroethane-d4 (S)	%	101	70-132	08/28/20 12:02	
4-Bromofluorobenzene (S)	%	101	70-130	08/28/20 12:02	
Toluene-d8 (S)	%	99	70-130	08/28/20 12:02	

LABORATORY CONTROL SAMPLE: 2985860

Parameter	Units	Spike Conc.	LCS Result	LCS % Rec	% Rec Limits	Qualifiers
1,1,1,2-Tetrachloroethane	ug/kg	1250	1370	109	70-130	
1,1,1-Trichloroethane	ug/kg	1250	1260	101	70-130	
1,1,2,2-Tetrachloroethane	ug/kg	1250	1180	94	55-130	
1,1,2-Trichloroethane	ug/kg	1250	1250	100	70-130	
1,1-Dichloroethane	ug/kg	1250	1150	92	68-130	
1,1-Dichloroethene	ug/kg	1250	1140	91	70-130	
1,1-Dichloropropene	ug/kg	1250	1170	94	70-130	
1,2,3-Trichlorobenzene	ug/kg	1250	1220	97	70-130	
1,2,3-Trichloropropane	ug/kg	1250	1190	95	70-130	
1,2,4-Trichlorobenzene	ug/kg	1250	1190	96	70-130	

Results presented on this page are in the units indicated by the "Units" column except where an alternate unit is presented to the right of the result.

REPORT OF LABORATORY ANALYSIS

This report shall not be reproduced, except in full,
without the written consent of Pace Analytical Services, LLC.

Pace Analytical Services, LLC
9800 Kincey Ave. Suite 100
Huntersville, NC 28078
(704)875-9092

QUALITY CONTROL DATA

Project: Colonial Pipeline (8/27)
Pace Project No.: 92492881

LABORATORY CONTROL SAMPLE: 2985860

Parameter	Units	Spike Conc.	LCS Result	LCS % Rec	% Rec Limits	Qualifiers
1,2,4-Trimethylbenzene	ug/kg	1250	1200	96	69-130	
1,2-Dibromo-3-chloropropane	ug/kg	1250	1320	106	57-141	
1,2-Dibromoethane (EDB)	ug/kg	1250	1260	100	70-130	
1,2-Dichlorobenzene	ug/kg	1250	1220	97	70-130	
1,2-Dichloroethane	ug/kg	1250	1040	84	70-130	
1,2-Dichloropropane	ug/kg	1250	1240	99	70-130	
1,3,5-Trimethylbenzene	ug/kg	1250	1230	98	70-130	
1,3-Dichlorobenzene	ug/kg	1250	1230	98	70-130	
1,3-Dichloropropane	ug/kg	1250	1230	99	70-130	
1,4-Dichlorobenzene	ug/kg	1250	1200	96	70-130	
2,2-Dichloropropane	ug/kg	1250	1170	94	70-130	
2-Butanone (MEK)	ug/kg	2500	2090	83	60-130	v3
2-Chlorotoluene	ug/kg	1250	1230	99	70-130	
2-Hexanone	ug/kg	2500	2310	93	70-132	
4-Chlorotoluene	ug/kg	1250	1190	95	70-130	
4-Methyl-2-pentanone (MIBK)	ug/kg	2500	2250	90	69-130	
Acetone	ug/kg	2500	2140	86	49-148	v3
Benzene	ug/kg	1250	1180	94	70-130	
Bromobenzene	ug/kg	1250	1260	100	70-130	
Bromochloromethane	ug/kg	1250	1160	93	70-130	IK
Bromodichloromethane	ug/kg	1250	1210	97	70-130	
Bromoform	ug/kg	1250	1390	111	68-136	
Bromomethane	ug/kg	1250	1440	115	60-140	
Carbon tetrachloride	ug/kg	1250	1430	114	70-130	
Chlorobenzene	ug/kg	1250	1250	100	70-130	
Chloroethane	ug/kg	1250	1080	86	51-147	
Chloroform	ug/kg	1250	1200	96	70-130	
Chloromethane	ug/kg	1250	769	62	48-130	v3
cis-1,2-Dichloroethene	ug/kg	1250	1150	92	70-130	
cis-1,3-Dichloropropene	ug/kg	1250	1270	102	70-130	
Dibromochloromethane	ug/kg	1250	1370	109	70-130	
Dibromomethane	ug/kg	1250	1370	109	70-130	
Dichlorodifluoromethane	ug/kg	1250	1010	81	49-130	v3
Diisopropyl ether	ug/kg	1250	1010	81	66-130	v3
Ethylbenzene	ug/kg	1250	1180	95	70-130	
Hexachloro-1,3-butadiene	ug/kg	1250	1260	101	70-130	
Isopropylbenzene (Cumene)	ug/kg	1250	1280	102	70-130	
m&p-Xylene	ug/kg	2500	2540	102	70-130	
Methyl-tert-butyl ether	ug/kg	1250	1180	94	70-130	
Methylene Chloride	ug/kg	1250	942	75	50-137	v3
n-Butylbenzene	ug/kg	1250	1170	93	70-130	
n-Propylbenzene	ug/kg	1250	1180	95	70-130	
Naphthalene	ug/kg	1250	1220	98	70-131	
o-Xylene	ug/kg	1250	1230	99	70-130	
p-Isopropyltoluene	ug/kg	1250	1210	97	70-130	
sec-Butylbenzene	ug/kg	1250	1220	98	70-130	
Styrene	ug/kg	1250	1370	110	70-130	

Results presented on this page are in the units indicated by the "Units" column except where an alternate unit is presented to the right of the result.

REPORT OF LABORATORY ANALYSIS

This report shall not be reproduced, except in full,
without the written consent of Pace Analytical Services, LLC.

Pace Analytical Services, LLC
9800 Kincey Ave. Suite 100
Huntersville, NC 28078
(704)875-9092

QUALITY CONTROL DATA

Project: Colonial Pipeline (8/27)
Pace Project No.: 92492881

LABORATORY CONTROL SAMPLE: 2985860

Parameter	Units	Spike Conc.	LCS Result	LCS % Rec	% Rec Limits	Qualifiers
tert-Butylbenzene	ug/kg	1250	1170	93	69-130	
Tetrachloroethene	ug/kg	1250	1340	107	56-130	
Toluene	ug/kg	1250	1200	96	70-130	
trans-1,2-Dichloroethene	ug/kg	1250	1160	93	70-130	
trans-1,3-Dichloropropene	ug/kg	1250	1240	99	70-130	
Trichloroethene	ug/kg	1250	1320	106	70-141	
Trichlorofluoromethane	ug/kg	1250	1280	102	67-130	
Vinyl acetate	ug/kg	2500	2110	84	10-136	
Vinyl chloride	ug/kg	1250	917	73	67-130	
Xylene (Total)	ug/kg	3750	3770	101	70-130	
1,2-Dichloroethane-d4 (S)	%			88	70-132	
4-Bromofluorobenzene (S)	%			101	70-130	
Toluene-d8 (S)	%			99	70-130	

MATRIX SPIKE SAMPLE: 2985862

Parameter	Units	92492881002 Result	Spike Conc.	MS Result	MS % Rec	% Rec Limits	Qualifiers
1,1,1,2-Tetrachloroethane	ug/kg	ND	440	459	104	52-133	
1,1,1-Trichloroethane	ug/kg	ND	440	453	103	49-137	
1,1,2,2-Tetrachloroethane	ug/kg	ND	440	388	88	39-150	
1,1,2-Trichloroethane	ug/kg	ND	440	431	98	48-140	
1,1-Dichloroethane	ug/kg	ND	440	375	85	46-135	
1,1-Dichloroethene	ug/kg	ND	440	334	76	38-149	
1,1-Dichloropropene	ug/kg	ND	440	422	96	41-140	
1,2,3-Trichlorobenzene	ug/kg	ND	440	429	97	10-158	
1,2,3-Trichloropropane	ug/kg	ND	440	394	90	33-157	
1,2,4-Trichlorobenzene	ug/kg	ND	440	440	100	10-155	
1,2,4-Trimethylbenzene	ug/kg	11.3	440	453	100	24-154	
1,2-Dibromo-3-chloropropane	ug/kg	ND	440	397	90	33-158	
1,2-Dibromoethane (EDB)	ug/kg	ND	440	394	90	40-136	
1,2-Dichlorobenzene	ug/kg	ND	440	439	100	27-146	
1,2-Dichloroethane	ug/kg	ND	440	410	93	49-140	
1,2-Dichloropropane	ug/kg	ND	440	434	98	44-143	
1,3,5-Trimethylbenzene	ug/kg	ND	440	444	100	40-144	
1,3-Dichlorobenzene	ug/kg	ND	440	439	100	33-140	
1,3-Dichloropropane	ug/kg	ND	440	407	92	47-147	
1,4-Dichlorobenzene	ug/kg	ND	440	426	97	35-139	
2,2-Dichloropropane	ug/kg	ND	440	243	55	41-140	
2-Butanone (MEK)	ug/kg	ND	881	621	70	10-181	v3
2-Chlorotoluene	ug/kg	ND	440	436	99	38-147	
2-Hexanone	ug/kg	ND	881	429	49	18-169	
4-Chlorotoluene	ug/kg	ND	440	430	98	36-145	
4-Methyl-2-pentanone (MIBK)	ug/kg	ND	881	732	83	16-175	
Acetone	ug/kg	ND	881	439	50	10-200	v3
Benzene	ug/kg	ND	440	417	95	46-136	

Results presented on this page are in the units indicated by the "Units" column except where an alternate unit is presented to the right of the result.

REPORT OF LABORATORY ANALYSIS

This report shall not be reproduced, except in full,
without the written consent of Pace Analytical Services, LLC.

Pace Analytical Services, LLC
9800 Kincey Ave. Suite 100
Huntersville, NC 28078
(704)875-9092

QUALITY CONTROL DATA

Project: Colonial Pipeline (8/27)
Pace Project No.: 92492881

MATRIX SPIKE SAMPLE: 2985862

Parameter	Units	92492881002 Result	Spike Conc.	MS Result	MS % Rec	% Rec Limits	Qualifiers
Bromobenzene	ug/kg	ND	440	444	101	38-149	
Bromochloromethane	ug/kg	ND	440	399	91	44-142	IK
Bromodichloromethane	ug/kg	ND	440	418	95	41-140	
Bromoform	ug/kg	ND	440	445	101	34-145	
Bromomethane	ug/kg	ND	440	769	175	14-162	M1
Carbon tetrachloride	ug/kg	ND	440	494	112	44-141	
Chlorobenzene	ug/kg	ND	440	434	99	39-141	
Chloroethane	ug/kg	ND	440	196	44	10-182	
Chloroform	ug/kg	ND	440	376	85	45-140	
Chloromethane	ug/kg	ND	440	347	79	19-149	v3
cis-1,2-Dichloroethene	ug/kg	ND	440	395	90	38-150	
cis-1,3-Dichloropropene	ug/kg	ND	440	419	95	30-144	
Dibromochloromethane	ug/kg	ND	440	435	99	36-145	
Dibromomethane	ug/kg	ND	440	431	98	41-145	
Dichlorodifluoromethane	ug/kg	ND	440	369	84	16-146	v3
Diisopropyl ether	ug/kg	ND	440	358	81	41-143	v3
Ethylbenzene	ug/kg	4.6	440	413	93	35-144	
Hexachloro-1,3-butadiene	ug/kg	ND	440	461	105	10-160	
Isopropylbenzene (Cumene)	ug/kg	ND	440	459	104	30-152	
m&p-Xylene	ug/kg	14.6	881	906	101	33-145	
Methyl-tert-butyl ether	ug/kg	ND	440	403	91	49-140	
Methylene Chloride	ug/kg	ND	440	363	83	10-174	v3
n-Butylbenzene	ug/kg	ND	440	426	97	10-160	
n-Propylbenzene	ug/kg	ND	440	432	98	24-159	
Naphthalene	ug/kg	7.5	440	407	91	10-171	
o-Xylene	ug/kg	10.2	440	449	100	31-150	
p-Isopropyltoluene	ug/kg	ND	440	447	102	21-154	
sec-Butylbenzene	ug/kg	ND	440	448	102	19-159	
Styrene	ug/kg	ND	440	455	103	15-152	
tert-Butylbenzene	ug/kg	ND	440	440	100	31-141	
Tetrachloroethene	ug/kg	ND	440	465	106	19-141	
Toluene	ug/kg	24.3	440	451	97	31-146	
trans-1,2-Dichloroethene	ug/kg	ND	440	414	94	28-157	
trans-1,3-Dichloropropene	ug/kg	ND	440	397	90	25-146	
Trichloroethene	ug/kg	ND	440	469	107	34-149	
Trichlorofluoromethane	ug/kg	ND	440	178	40	10-167	
Vinyl acetate	ug/kg	ND	881	661	75	10-200	
Vinyl chloride	ug/kg	ND	440	377	86	36-155	
Xylene (Total)	ug/kg	24.9	1320	1350	101	29-148	
1,2-Dichloroethane-d4 (S)	%				102	70-132	
4-Bromofluorobenzene (S)	%				99	70-130	
Toluene-d8 (S)	%				99	70-130	

Results presented on this page are in the units indicated by the "Units" column except where an alternate unit is presented to the right of the result.

REPORT OF LABORATORY ANALYSIS

This report shall not be reproduced, except in full,
without the written consent of Pace Analytical Services, LLC.

Pace Analytical Services, LLC
9800 Kincey Ave. Suite 100
Huntersville, NC 28078
(704)875-9092

QUALITY CONTROL DATA

Project: Colonial Pipeline (8/27)
Pace Project No.: 92492881

SAMPLE DUPLICATE: 2985861

Parameter	Units	92492881001 Result	Dup Result	RPD	Qualifiers
1,1,1,2-Tetrachloroethane	ug/kg	ND	ND		
1,1,1-Trichloroethane	ug/kg	ND	ND		
1,1,2,2-Tetrachloroethane	ug/kg	ND	ND		
1,1,2-Trichloroethane	ug/kg	ND	ND		
1,1-Dichloroethane	ug/kg	ND	ND		
1,1-Dichloroethene	ug/kg	ND	ND		
1,1-Dichloropropene	ug/kg	ND	ND		
1,2,3-Trichlorobenzene	ug/kg	ND	ND		
1,2,3-Trichloropropane	ug/kg	ND	ND		
1,2,4-Trichlorobenzene	ug/kg	ND	ND		
1,2,4-Trimethylbenzene	ug/kg	ND	ND		
1,2-Dibromo-3-chloropropane	ug/kg	ND	ND		
1,2-Dibromoethane (EDB)	ug/kg	ND	ND		
1,2-Dichlorobenzene	ug/kg	ND	ND		
1,2-Dichloroethane	ug/kg	ND	ND		
1,2-Dichloropropane	ug/kg	ND	ND		
1,3,5-Trimethylbenzene	ug/kg	ND	ND		
1,3-Dichlorobenzene	ug/kg	ND	ND		
1,3-Dichloropropane	ug/kg	ND	ND		
1,4-Dichlorobenzene	ug/kg	ND	ND		
2,2-Dichloropropane	ug/kg	ND	ND		
2-Butanone (MEK)	ug/kg	ND	ND		v2
2-Chlorotoluene	ug/kg	ND	ND		
2-Hexanone	ug/kg	ND	ND		
4-Chlorotoluene	ug/kg	ND	ND		
4-Methyl-2-pentanone (MIBK)	ug/kg	ND	ND		
Acetone	ug/kg	ND	ND		v2
Benzene	ug/kg	ND	ND		
Bromobenzene	ug/kg	ND	ND		
Bromochloromethane	ug/kg	ND	ND		IK
Bromodichloromethane	ug/kg	ND	ND		
Bromoform	ug/kg	ND	ND		
Bromomethane	ug/kg	ND	ND		
Carbon tetrachloride	ug/kg	ND	ND		
Chlorobenzene	ug/kg	ND	ND		
Chloroethane	ug/kg	ND	ND		
Chloroform	ug/kg	ND	ND		
Chloromethane	ug/kg	ND	ND		v2
cis-1,2-Dichloroethene	ug/kg	ND	ND		
cis-1,3-Dichloropropene	ug/kg	ND	ND		
Dibromochloromethane	ug/kg	ND	ND		
Dibromomethane	ug/kg	ND	ND		
Dichlorodifluoromethane	ug/kg	ND	ND		v2
Diisopropyl ether	ug/kg	ND	ND		v2
Ethylbenzene	ug/kg	ND	ND		
Hexachloro-1,3-butadiene	ug/kg	ND	ND		
Isopropylbenzene (Cumene)	ug/kg	ND	ND		

Results presented on this page are in the units indicated by the "Units" column except where an alternate unit is presented to the right of the result.

REPORT OF LABORATORY ANALYSIS

This report shall not be reproduced, except in full,
without the written consent of Pace Analytical Services, LLC.

Pace Analytical Services, LLC
9800 Kincey Ave. Suite 100
Huntersville, NC 28078
(704)875-9092

QUALITY CONTROL DATA

Project: Colonial Pipeline (8/27)
Pace Project No.: 92492881

SAMPLE DUPLICATE: 2985861

Parameter	Units	92492881001 Result	Dup Result	RPD	Qualifiers
m&p-Xylene	ug/kg	ND	ND		
Methyl-tert-butyl ether	ug/kg	ND	ND		
Methylene Chloride	ug/kg	ND	ND		v2
n-Butylbenzene	ug/kg	ND	ND		
n-Propylbenzene	ug/kg	ND	ND		
Naphthalene	ug/kg	ND	ND		
o-Xylene	ug/kg	ND	ND		
p-Isopropyltoluene	ug/kg	ND	ND		
sec-Butylbenzene	ug/kg	ND	ND		
Styrene	ug/kg	ND	ND		
tert-Butylbenzene	ug/kg	ND	ND		
Tetrachloroethene	ug/kg	ND	ND		
Toluene	ug/kg	ND	5.1		
trans-1,2-Dichloroethene	ug/kg	ND	ND		
trans-1,3-Dichloropropene	ug/kg	ND	ND		
Trichloroethene	ug/kg	ND	ND		
Trichlorofluoromethane	ug/kg	ND	ND		
Vinyl acetate	ug/kg	ND	ND		
Vinyl chloride	ug/kg	ND	ND		
Xylene (Total)	ug/kg	ND	ND		
1,2-Dichloroethane-d4 (S)	%	94	91		
4-Bromofluorobenzene (S)	%	101	101		
Toluene-d8 (S)	%	98	97		

Results presented on this page are in the units indicated by the "Units" column except where an alternate unit is presented to the right of the result.

REPORT OF LABORATORY ANALYSIS

This report shall not be reproduced, except in full,
without the written consent of Pace Analytical Services, LLC.

Pace Analytical Services, LLC
9800 Kincey Ave. Suite 100
Huntersville, NC 28078
(704)875-9092

QUALITY CONTROL DATA

Project: Colonial Pipeline (8/27)
Pace Project No.: 92492881

QC Batch: 562959
QC Batch Method: EPA 8260D
Analysis Method: EPA 8260D
Analysis Description: 8260D MSV Low Level
Laboratory: Pace Analytical Services - Charlotte

Associated Lab Samples: 92492881005

METHOD BLANK: 2985414 Matrix: Water
Associated Lab Samples: 92492881005

Parameter	Units	Blank Result	Reporting Limit	Analyzed	Qualifiers
1,1,1,2-Tetrachloroethane	ug/L	ND	1.0	08/27/20 16:40	
1,1,1-Trichloroethane	ug/L	ND	1.0	08/27/20 16:40	
1,1,2,2-Tetrachloroethane	ug/L	ND	1.0	08/27/20 16:40	
1,1,2-Trichloroethane	ug/L	ND	1.0	08/27/20 16:40	
1,1-Dichloroethane	ug/L	ND	1.0	08/27/20 16:40	
1,1-Dichloroethene	ug/L	ND	1.0	08/27/20 16:40	
1,1-Dichloropropene	ug/L	ND	1.0	08/27/20 16:40	
1,2,3-Trichlorobenzene	ug/L	ND	1.0	08/27/20 16:40	
1,2,3-Trichloropropane	ug/L	ND	1.0	08/27/20 16:40	
1,2,4-Trichlorobenzene	ug/L	ND	1.0	08/27/20 16:40	
1,2-Dibromo-3-chloropropane	ug/L	ND	5.0	08/27/20 16:40	
1,2-Dibromoethane (EDB)	ug/L	ND	1.0	08/27/20 16:40	
1,2-Dichlorobenzene	ug/L	ND	1.0	08/27/20 16:40	
1,2-Dichloroethane	ug/L	ND	1.0	08/27/20 16:40	
1,2-Dichloropropane	ug/L	ND	1.0	08/27/20 16:40	
1,3-Dichlorobenzene	ug/L	ND	1.0	08/27/20 16:40	
1,3-Dichloropropane	ug/L	ND	1.0	08/27/20 16:40	
1,4-Dichlorobenzene	ug/L	ND	1.0	08/27/20 16:40	
2,2-Dichloropropane	ug/L	ND	1.0	08/27/20 16:40	
2-Butanone (MEK)	ug/L	ND	5.0	08/27/20 16:40	
2-Chlorotoluene	ug/L	ND	1.0	08/27/20 16:40	
2-Hexanone	ug/L	ND	5.0	08/27/20 16:40	
4-Chlorotoluene	ug/L	ND	1.0	08/27/20 16:40	
4-Methyl-2-pentanone (MIBK)	ug/L	ND	5.0	08/27/20 16:40	
Acetone	ug/L	ND	25.0	08/27/20 16:40	
Benzene	ug/L	ND	1.0	08/27/20 16:40	
Bromobenzene	ug/L	ND	1.0	08/27/20 16:40	
Bromochloromethane	ug/L	ND	1.0	08/27/20 16:40	
Bromodichloromethane	ug/L	ND	1.0	08/27/20 16:40	
Bromoform	ug/L	ND	1.0	08/27/20 16:40	
Bromomethane	ug/L	ND	2.0	08/27/20 16:40	
Carbon tetrachloride	ug/L	ND	1.0	08/27/20 16:40	
Chlorobenzene	ug/L	ND	1.0	08/27/20 16:40	
Chloroethane	ug/L	ND	1.0	08/27/20 16:40	
Chloroform	ug/L	ND	5.0	08/27/20 16:40	
Chloromethane	ug/L	ND	1.0	08/27/20 16:40	
cis-1,2-Dichloroethene	ug/L	ND	1.0	08/27/20 16:40	
cis-1,3-Dichloropropene	ug/L	ND	1.0	08/27/20 16:40	
Dibromochloromethane	ug/L	ND	1.0	08/27/20 16:40	
Dibromomethane	ug/L	ND	1.0	08/27/20 16:40	

Results presented on this page are in the units indicated by the "Units" column except where an alternate unit is presented to the right of the result.

REPORT OF LABORATORY ANALYSIS

This report shall not be reproduced, except in full,
without the written consent of Pace Analytical Services, LLC.

Pace Analytical Services, LLC
9800 Kincey Ave. Suite 100
Huntersville, NC 28078
(704)875-9092

QUALITY CONTROL DATA

Project: Colonial Pipeline (8/27)
Pace Project No.: 92492881

METHOD BLANK: 2985414 Matrix: Water
Associated Lab Samples: 92492881005

Parameter	Units	Blank Result	Reporting Limit	Analyzed	Qualifiers
Dichlorodifluoromethane	ug/L	ND	1.0	08/27/20 16:40	
Diisopropyl ether	ug/L	ND	1.0	08/27/20 16:40	
Ethylbenzene	ug/L	ND	1.0	08/27/20 16:40	
Hexachloro-1,3-butadiene	ug/L	ND	1.0	08/27/20 16:40	
m&p-Xylene	ug/L	ND	2.0	08/27/20 16:40	
Methyl-tert-butyl ether	ug/L	ND	1.0	08/27/20 16:40	
Methylene Chloride	ug/L	ND	5.0	08/27/20 16:40	
Naphthalene	ug/L	ND	1.0	08/27/20 16:40	
o-Xylene	ug/L	ND	1.0	08/27/20 16:40	
p-Isopropyltoluene	ug/L	ND	1.0	08/27/20 16:40	
Styrene	ug/L	ND	1.0	08/27/20 16:40	
Tetrachloroethene	ug/L	ND	1.0	08/27/20 16:40	
Toluene	ug/L	ND	1.0	08/27/20 16:40	
trans-1,2-Dichloroethene	ug/L	ND	1.0	08/27/20 16:40	
trans-1,3-Dichloropropene	ug/L	ND	1.0	08/27/20 16:40	
Trichloroethene	ug/L	ND	1.0	08/27/20 16:40	
Trichlorofluoromethane	ug/L	ND	1.0	08/27/20 16:40	
Vinyl acetate	ug/L	ND	2.0	08/27/20 16:40	
Vinyl chloride	ug/L	ND	1.0	08/27/20 16:40	
Xylene (Total)	ug/L	ND	1.0	08/27/20 16:40	
1,2-Dichloroethane-d4 (S)	%	100	70-130	08/27/20 16:40	
4-Bromofluorobenzene (S)	%	99	70-130	08/27/20 16:40	
Toluene-d8 (S)	%	102	70-130	08/27/20 16:40	

LABORATORY CONTROL SAMPLE: 2985415

Parameter	Units	Spike Conc.	LCS Result	LCS % Rec	% Rec Limits	Qualifiers
1,1,1,2-Tetrachloroethane	ug/L	50	54.3	109	70-130	
1,1,1-Trichloroethane	ug/L	50	51.3	103	70-130	
1,1,2,2-Tetrachloroethane	ug/L	50	50.4	101	70-130	
1,1,2-Trichloroethane	ug/L	50	49.6	99	70-130	
1,1-Dichloroethane	ug/L	50	47.8	96	70-130	
1,1-Dichloroethene	ug/L	50	50.3	101	70-130	
1,1-Dichloropropene	ug/L	50	51.5	103	70-130	
1,2,3-Trichlorobenzene	ug/L	50	48.2	96	70-130	
1,2,3-Trichloropropane	ug/L	50	48.6	97	70-130	
1,2,4-Trichlorobenzene	ug/L	50	50.9	102	70-130	
1,2-Dibromo-3-chloropropane	ug/L	50	50.6	101	70-130	
1,2-Dibromoethane (EDB)	ug/L	50	53.3	107	70-130	
1,2-Dichlorobenzene	ug/L	50	49.1	98	70-130	
1,2-Dichloroethane	ug/L	50	47.6	95	70-130	
1,2-Dichloropropane	ug/L	50	50.1	100	70-130	
1,3-Dichlorobenzene	ug/L	50	49.9	100	70-130	
1,3-Dichloropropane	ug/L	50	52.4	105	70-131	

Results presented on this page are in the units indicated by the "Units" column except where an alternate unit is presented to the right of the result.

REPORT OF LABORATORY ANALYSIS

This report shall not be reproduced, except in full,
without the written consent of Pace Analytical Services, LLC.

Pace Analytical Services, LLC
9800 Kincey Ave. Suite 100
Huntersville, NC 28078
(704)875-9092

QUALITY CONTROL DATA

Project: Colonial Pipeline (8/27)
Pace Project No.: 92492881

LABORATORY CONTROL SAMPLE: 2985415

Parameter	Units	Spike Conc.	LCS Result	LCS % Rec	% Rec Limits	Qualifiers
1,4-Dichlorobenzene	ug/L	50	49.8	100	70-130	
2,2-Dichloropropane	ug/L	50	52.8	106	69-130	
2-Butanone (MEK)	ug/L	100	88.0	88	64-135	
2-Chlorotoluene	ug/L	50	49.7	99	70-130	
2-Hexanone	ug/L	100	102	102	66-135	
4-Chlorotoluene	ug/L	50	48.0	96	70-130	
4-Methyl-2-pentanone (MIBK)	ug/L	100	96.5	96	70-130	
Acetone	ug/L	100	98.5	99	61-157	
Benzene	ug/L	50	47.6	95	70-130	
Bromobenzene	ug/L	50	48.1	96	70-130	
Bromochloromethane	ug/L	50	48.3	97	70-130	
Bromodichloromethane	ug/L	50	46.2	92	70-130	
Bromoform	ug/L	50	53.7	107	70-130	
Bromomethane	ug/L	50	50.9	102	38-130	
Carbon tetrachloride	ug/L	50	50.7	101	70-130	
Chlorobenzene	ug/L	50	47.7	95	70-130	
Chloroethane	ug/L	50	37.1	74	37-142	
Chloroform	ug/L	50	46.9	94	70-130	
Chloromethane	ug/L	50	39.1	78	48-130	
cis-1,2-Dichloroethene	ug/L	50	47.1	94	70-130	
cis-1,3-Dichloropropene	ug/L	50	53.9	108	70-130	
Dibromochloromethane	ug/L	50	55.1	110	70-130	
Dibromomethane	ug/L	50	48.1	96	70-130	
Dichlorodifluoromethane	ug/L	50	36.1	72	53-134	
Diisopropyl ether	ug/L	50	46.7	93	70-135	
Ethylbenzene	ug/L	50	48.8	98	70-130	
Hexachloro-1,3-butadiene	ug/L	50	51.2	102	68-132	
m&p-Xylene	ug/L	100	97.3	97	70-130	
Methyl-tert-butyl ether	ug/L	50	49.7	99	70-130	
Methylene Chloride	ug/L	50	45.7	91	67-132	
Naphthalene	ug/L	50	48.5	97	70-130	
o-Xylene	ug/L	50	48.4	97	70-131	
p-Isopropyltoluene	ug/L	50	50.7	101	70-130	
Styrene	ug/L	50	51.7	103	70-130	
Tetrachloroethene	ug/L	50	49.5	99	69-130	
Toluene	ug/L	50	45.1	90	70-130	
trans-1,2-Dichloroethene	ug/L	50	49.8	100	70-130	
trans-1,3-Dichloropropene	ug/L	50	52.9	106	70-130	
Trichloroethene	ug/L	50	50.8	102	70-130	
Trichlorofluoromethane	ug/L	50	41.4	83	63-130	
Vinyl acetate	ug/L	100	94.2	94	55-143	
Vinyl chloride	ug/L	50	36.6	73	70-131	
Xylene (Total)	ug/L	150	146	97	70-130	
1,2-Dichloroethane-d4 (S)	%			104	70-130	
4-Bromofluorobenzene (S)	%			100	70-130	
Toluene-d8 (S)	%			97	70-130	

Results presented on this page are in the units indicated by the "Units" column except where an alternate unit is presented to the right of the result.

REPORT OF LABORATORY ANALYSIS

This report shall not be reproduced, except in full,
without the written consent of Pace Analytical Services, LLC.

Pace Analytical Services, LLC
9800 Kincey Ave. Suite 100
Huntersville, NC 28078
(704)875-9092

QUALITY CONTROL DATA

Project: Colonial Pipeline (8/27)
Pace Project No.: 92492881

MATRIX SPIKE & MATRIX SPIKE DUPLICATE: 2985416 2985417

Parameter	Units	92492816001 Result	MS Spike Conc.	MSD Spike Conc.	MS Result	MSD Result	MS % Rec	MSD % Rec	% Rec Limits	RPD	Qual
1,1,1,2-Tetrachloroethane	ug/L	ND	20	20	21.7	21.3	108	107	73-134	2	
1,1,1-Trichloroethane	ug/L	ND	20	20	23.1	23.2	115	116	82-143	1	
1,1,2,2-Tetrachloroethane	ug/L	ND	20	20	21.5	21.9	108	109	70-136	2	
1,1,2-Trichloroethane	ug/L	ND	20	20	19.9	20.8	99	104	70-135	5	
1,1-Dichloroethane	ug/L	ND	20	20	23.0	23.6	115	118	70-139	3	
1,1-Dichloroethene	ug/L	ND	20	20	25.5	26.1	128	131	70-154	2	
1,1-Dichloropropene	ug/L	ND	20	20	24.4	24.3	122	121	70-149	0	
1,2,3-Trichlorobenzene	ug/L	ND	20	20	21.6	21.9	108	110	70-135	2	
1,2,3-Trichloropropane	ug/L	ND	20	20	22.3	22.2	112	111	71-137	1	
1,2,4-Trichlorobenzene	ug/L	ND	20	20	21.8	22.0	109	110	73-140	1	
1,2-Dibromo-3-chloropropane	ug/L	ND	20	20	19.7	19.5	98	98	65-134	1	
1,2-Dibromoethane (EDB)	ug/L	ND	20	20	21.9	21.5	109	108	70-137	2	
1,2-Dichlorobenzene	ug/L	ND	20	20	21.6	22.3	108	111	70-133	3	
1,2-Dichloroethane	ug/L	ND	20	20	23.4	23.5	117	117	70-137	0	
1,2-Dichloropropane	ug/L	ND	20	20	23.5	23.6	118	118	70-140	0	
1,3-Dichlorobenzene	ug/L	ND	20	20	21.7	21.8	109	109	70-135	1	
1,3-Dichloropropane	ug/L	ND	20	20	24.6	24.8	123	124	70-143	1	
1,4-Dichlorobenzene	ug/L	ND	20	20	22.3	22.8	112	114	70-133	2	
2,2-Dichloropropane	ug/L	ND	20	20	25.2	24.9	126	124	61-148	1	
2-Butanone (MEK)	ug/L	ND	40	40	43.7	44.9	109	112	60-139	3	
2-Chlorotoluene	ug/L	ND	20	20	23.0	23.8	115	119	70-144	4	
2-Hexanone	ug/L	ND	40	40	41.1	42.5	103	106	65-138	3	
4-Chlorotoluene	ug/L	ND	20	20	23.2	23.6	116	118	70-137	2	
4-Methyl-2-pentanone (MIBK)	ug/L	ND	40	40	41.6	43.4	104	108	65-135	4	
Acetone	ug/L	ND	40	40	44.2	44.2	110	111	60-148	0	
Benzene	ug/L	ND	20	20	23.8	24.6	119	123	70-151	3	
Bromobenzene	ug/L	ND	20	20	22.1	22.4	110	112	70-136	1	
Bromochloromethane	ug/L	ND	20	20	20.5	21.2	103	106	70-141	3	
Bromodichloromethane	ug/L	ND	20	20	20.6	21.1	103	106	70-138	2	
Bromoform	ug/L	ND	20	20	18.4	18.5	92	93	63-130	1	
Bromomethane	ug/L	ND	20	20	23.5	23.1	118	115	15-152	2	v3
Carbon tetrachloride	ug/L	ND	20	20	21.7	23.0	109	115	70-143	6	
Chlorobenzene	ug/L	ND	20	20	22.0	22.5	110	113	70-138	2	
Chloroethane	ug/L	ND	20	20	22.6	23.2	113	116	52-163	3	
Chloroform	ug/L	ND	20	20	22.9	22.8	115	114	70-139	1	
Chloromethane	ug/L	ND	20	20	16.1	16.9	80	85	41-139	5	
cis-1,2-Dichloroethene	ug/L	ND	20	20	24.0	24.3	120	121	70-141	1	
cis-1,3-Dichloropropene	ug/L	ND	20	20	23.1	23.6	115	118	70-137	2	
Dibromochloromethane	ug/L	ND	20	20	20.2	19.8	101	99	70-134	2	
Dibromomethane	ug/L	ND	20	20	21.0	22.0	105	110	70-138	5	
Dichlorodifluoromethane	ug/L	ND	20	20	17.2	17.2	86	86	47-155	0	
Diisopropyl ether	ug/L	ND	20	20	22.3	22.5	112	112	63-144	1	
Ethylbenzene	ug/L	ND	20	20	23.8	23.4	119	117	66-153	2	
Hexachloro-1,3-butadiene	ug/L	ND	20	20	24.5	24.4	123	122	65-149	1	
m&p-Xylene	ug/L	ND	40	40	47.0	47.8	117	119	69-152	2	
Methyl-tert-butyl ether	ug/L	ND	20	20	24.2	24.5	121	122	54-156	1	

Results presented on this page are in the units indicated by the "Units" column except where an alternate unit is presented to the right of the result.

REPORT OF LABORATORY ANALYSIS

This report shall not be reproduced, except in full,
without the written consent of Pace Analytical Services, LLC.

Pace Analytical Services, LLC
9800 Kincey Ave. Suite 100
Huntersville, NC 28078
(704)875-9092

QUALITY CONTROL DATA

Project: Colonial Pipeline (8/27)
Pace Project No.: 92492881

MATRIX SPIKE & MATRIX SPIKE DUPLICATE: 2985416 2985417

Parameter	Units	92492816001 Result	MS Spike Conc.	MSD Spike Conc.	MS Result	MSD Result	MS % Rec	MSD % Rec	% Rec Limits	RPD	Qual
Methylene Chloride	ug/L	ND	20	20	20.7	21.7	104	109	42-159	5	
Naphthalene	ug/L	ND	20	20	19.9	20.3	99	102	61-148	2	
o-Xylene	ug/L	ND	20	20	22.2	22.7	111	113	70-148	2	
p-Isopropyltoluene	ug/L	ND	20	20	22.0	22.7	110	113	70-146	3	
Styrene	ug/L	ND	20	20	22.2	23.1	111	116	70-135	4	
Tetrachloroethene	ug/L	ND	20	20	23.3	23.6	117	118	59-143	1	
Toluene	ug/L	ND	20	20	21.7	22.7	109	114	59-148	4	
trans-1,2-Dichloroethene	ug/L	ND	20	20	24.5	24.5	122	123	70-146	0	
trans-1,3-Dichloropropene	ug/L	ND	20	20	21.6	22.2	108	111	70-135	3	
Trichloroethene	ug/L	ND	20	20	22.2	22.1	111	110	70-147	0	
Trichlorofluoromethane	ug/L	ND	20	20	23.2	23.1	116	115	70-148	0	
Vinyl acetate	ug/L	ND	40	40	51.2	51.0	128	127	49-151	0	
Vinyl chloride	ug/L	ND	20	20	18.0	18.7	90	94	70-156	4	
Xylene (Total)	ug/L	ND	60	60	69.2	70.5	115	117	63-158	2	
1,2-Dichloroethane-d4 (S)	%						116	113	70-130		
4-Bromofluorobenzene (S)	%						100	99	70-130		
Toluene-d8 (S)	%						97	98	70-130		

Results presented on this page are in the units indicated by the "Units" column except where an alternate unit is presented to the right of the result.

REPORT OF LABORATORY ANALYSIS

This report shall not be reproduced, except in full,
without the written consent of Pace Analytical Services, LLC.

Pace Analytical Services, LLC
9800 Kincey Ave. Suite 100
Huntersville, NC 28078
(704)875-9092

QUALITY CONTROL DATA

Project: Colonial Pipeline (8/27)
Pace Project No.: 92492881

QC Batch: 562920
QC Batch Method: ASTM D2974-87
Analysis Method: ASTM D2974-87
Analysis Description: Dry Weight/Percent Moisture
Laboratory: Pace Analytical Services - Charlotte
Associated Lab Samples: 92492881001, 92492881002, 92492881003, 92492881004

SAMPLE DUPLICATE: 2985235

Parameter	Units	92492881001 Result	Dup Result	RPD	Qualifiers
Percent Moisture	%	17.5	18.5	5	

SAMPLE DUPLICATE: 2985244

Parameter	Units	92492585015 Result	Dup Result	RPD	Qualifiers
Percent Moisture	%	97.4	97.4	0	

Results presented on this page are in the units indicated by the "Units" column except where an alternate unit is presented to the right of the result.

REPORT OF LABORATORY ANALYSIS

This report shall not be reproduced, except in full,
without the written consent of Pace Analytical Services, LLC.

Pace Analytical Services, LLC
9800 Kincey Ave. Suite 100
Huntersville, NC 28078
(704)875-9092

QUALITY CONTROL DATA

Project: Colonial Pipeline (8/27)
Pace Project No.: 92492881

QC Batch: 1534200
QC Batch Method: SM 2540 G
Analysis Method: SM 2540G
Analysis Description: Total Solids 2540 G-2011
Laboratory: Pace National - Mt. Juliet
Associated Lab Samples: 92492881001, 92492881002, 92492881003, 92492881004

METHOD BLANK: R3565039-1 Matrix: Solid
Associated Lab Samples: 92492881001, 92492881002, 92492881003, 92492881004

Parameter	Units	Blank Result	Reporting Limit	Analyzed	Qualifiers
Total Solids	%	0.00100		08/28/20 12:10	

LABORATORY CONTROL SAMPLE: R3565039-2

Parameter	Units	Spike Conc.	LCS Result	LCS % Rec	% Rec Limits	Qualifiers
Total Solids	%	50.0	50.0	100	85.0-115	

SAMPLE DUPLICATE: R3565039-3

Parameter	Units	92492881001 Result	Dup Result	RPD	Qualifiers
Total Solids	%	82.1	80.9	1.53	

Results presented on this page are in the units indicated by the "Units" column except where an alternate unit is presented to the right of the result.

REPORT OF LABORATORY ANALYSIS

This report shall not be reproduced, except in full,
without the written consent of Pace Analytical Services, LLC.

Pace Analytical Services, LLC
9800 Kincey Ave. Suite 100
Huntersville, NC 28078
(704)875-9092

QUALIFIERS

Project: Colonial Pipeline (8/27)
Pace Project No.: 92492881

DEFINITIONS

DF - Dilution Factor, if reported, represents the factor applied to the reported data due to dilution of the sample aliquot.

ND - Not Detected at or above adjusted reporting limit.

TNTC - Too Numerous To Count

J - Estimated concentration above the adjusted method detection limit and below the adjusted reporting limit.

MDL - Adjusted Method Detection Limit.

PQL - Practical Quantitation Limit.

RL - Reporting Limit - The lowest concentration value that meets project requirements for quantitative data with known precision and bias for a specific analyte in a specific matrix.

S - Surrogate

1,2-Diphenylhydrazine decomposes to and cannot be separated from Azobenzene using Method 8270. The result for each analyte is a combined concentration.

Consistent with EPA guidelines, unrounded data are displayed and have been used to calculate % recovery and RPD values.

LCS(D) - Laboratory Control Sample (Duplicate)

MS(D) - Matrix Spike (Duplicate)

DUP - Sample Duplicate

RPD - Relative Percent Difference

NC - Not Calculable.

SG - Silica Gel - Clean-Up

U - Indicates the compound was analyzed for, but not detected.

Acid preservation may not be appropriate for 2 Chloroethylvinyl ether.

A separate vial preserved to a pH of 4-5 is recommended in SW846 Chapter 4 for the analysis of Acrolein and Acrylonitrile by EPA Method 8260.

N-Nitrosodiphenylamine decomposes and cannot be separated from Diphenylamine using Method 8270. The result reported for each analyte is a combined concentration.

Pace Analytical is TNI accredited. Contact your Pace PM for the current list of accredited analytes.

TNI - The NELAC Institute.

ANALYTE QUALIFIERS

IK	The recalculated concentration of the calibration standard(s) did not meet method acceptance criteria; this result should be considered an estimated value.
M1	Matrix spike recovery exceeded QC limits. Batch accepted based on laboratory control sample (LCS) recovery.
v2	The continuing calibration verification was below the method acceptance limit. The analyte was not detected in the associated samples and the sensitivity of the instrument was verified with a reporting limit check standard.
v3	The continuing calibration verification was below the method acceptance limit. Any detection for the analyte in the associated samples may have low bias.

This report shall not be reproduced, except in full,
without the written consent of Pace Analytical Services, LLC.

Pace Analytical Services, LLC
9800 Kincey Ave. Suite 100
Huntersville, NC 28078
(704)875-9092

QUALITY CONTROL DATA CROSS REFERENCE TABLE

Project: Colonial Pipeline (8/27)
Pace Project No.: 92492881

Lab ID	Sample ID	QC Batch Method	QC Batch	Analytical Method	Analytical Batch
92492881001	**RW-4 (15-17.5)**	MADEPV	1534274	MADEP VPH	1534274
92492881002	**RW-4 (20.22.5)**	MADEPV	1534274	MADEP VPH	1534274
92492881003	**SB-118 (2.5-5)**	MADEPV	1534274	MADEP VPH	1534274
92492881004	**SB-118 (20-22.5)**	MADEPV	1534274	MADEP VPH	1534274
92492881001	**RW-4 (15-17.5)**	EPA 5035A/5030B	563087	EPA 8260D	563097
92492881002	**RW-4 (20.22.5)**	EPA 5035A/5030B	563087	EPA 8260D	563097
92492881003	**SB-118 (2.5-5)**	EPA 5035A/5030B	563087	EPA 8260D	563097
92492881004	**SB-118 (20-22.5)**	EPA 5035A/5030B	563087	EPA 8260D	563097
92492881005	**TB-1**	EPA 8260D	562959		
92492881001	**RW-4 (15-17.5)**	ASTM D2974-87	562920		
92492881002	**RW-4 (20.22.5)**	ASTM D2974-87	562920		
92492881003	**SB-118 (2.5-5)**	ASTM D2974-87	562920		
92492881004	**SB-118 (20-22.5)**	ASTM D2974-87	562920		
92492881001	**RW-4 (15-17.5)**	SM 2540 G	1534200	SM 2540G	1534200
92492881002	**RW-4 (20.22.5)**	SM 2540 G	1534200	SM 2540G	1534200
92492881003	**SB-118 (2.5-5)**	SM 2540 G	1534200	SM 2540G	1534200
92492881004	**SB-118 (20-22.5)**	SM 2540 G	1534200	SM 2540G	1534200

This report shall not be reproduced, except in full,
without the written consent of Pace Analytical Services, LLC.

WO# : 92492881

92492881

CHAIN-OF-CUSTODY Analytical Request Document

Pace Analytical

Chain-of-Custody is a LEGAL DOCUMENT - Complete all relevent fields

LAB USE ONLY- Affix Workorder/I
MTJ

ALL SHADED AR

Company: AECOM	Billing Information:
Address: 6000 Fairview Rd	
Report To: andrea.w.reschny@aecom.com	Email To:
Copy To:	Site Collection Info/Address:
Customer Project Name/Number:	State: / County/City: Time Zone Collected: [ ]PT [ ]MT [ ]CT [ ]ET
Phone: Email:	Site/Facility ID #: Compliance Monitoring? [ ] Yes [ ] No
Collected By (print): Ben Arisetty	Purchase Order #: Quote #: DW PWS ID #: DW Location Code:
Collected By (signature):	Turnaround Date Required: Immediately Packed on Ice: [ ] Yes [ ] No
Sample Disposal: [ ] Dispose as appropriate [ ] Return [ ] Archive: _____ [ ] Hold: _____	Rush: [ ] Same Day [ ] Next Day [ ] 2 Day [ ] 3 Day [ ] 4 Day [ ] 5 Day (Expedite Charges Apply)
	Field Filtered (if applicable): [ ] Yes [ ] No Analysis: _____

Container Preservative Type **: 6 6

Lab Project Manager:

** Preservative Types: (1) nitric acid, (2) sulfuric acid, (3) hydrochloric acid, (4) sodium hydroxide, (5) zinc acetate, (6) methanol, (7) sodium bisulfate, (8) sodium thiosulfate, (9) hexane, (A) ascorbic acid, (B) ammonium sulfate, (C) ammonium hydroxide, (D) TSP, (U) Unpreserved, (O) Other _____

Analyses: 8260 HPD

Lab Profile/Line:

Lab Sample Receipt Checklist:

Custody Seals Present/Intact	Y	(N)	NA
Custody Signatures Present	(Y)	N	NA
Collector Signature Present	(Y)	N	NA
Bottles Intact	(Y)	N	NA
Correct Bottles	(Y)	N	NA
Sufficient Volume	(Y)	N	NA
Samples Received on Ice	(Y)	N	NA
VOA - Headspace Acceptable	Y	N	(NA)
USDA Regulated Soils	Y	(N)	NA
Samples in Holding Time	(Y)	N	NA
Residual Chlorine Present	Y	N	(NA)
Cl Strips: _____			
Sample pH Acceptable	Y	N	(NA)
pH Strips: _____			
Sulfide Present	Y	N	(NA)
Lead Acetate Strips: _____			

LAB USE ONLY:
Lab Sample # / Comments:

92492881

* Matrix Codes (Insert in Matrix box below): Drinking Water (DW), Ground Water (GW), Wastewater (WW), Product (P), Soil/Solid (SL), Oil (OL), Wipe (WP), Air (AR), Tissue (TS), Bioassay (B), Vapor (V), Other (OT)

Customer Sample ID	Matrix *	Comp / Grab	Collected (or Composite Start) Date	Collected (or Composite Start) Time	Composite End Date	Composite End Time	Res Cl	# of Ctns										
RW-4(15-17.5)	SL	G	8/27/20	1215				6	X	X								001
RW-4(20-22.5)	SL	G	8/27/20	1230				6	X	X								002
SB-118(2.5-5)	SL	G	8/27/20	1510				6	X	X								003
SB-118(20-22.5)	SL	G	8/27/20	1520				6	X	X								004
																		005

Customer Remarks / Special Conditions / Possible Hazards:

Type of Ice Used: Wet Blue Dry None

Packing Material Used: OTHER

Radchem sample(s) screened (<500 cpm): Y N NA

SHORT HOLDS PRESENT (<72 hours): Y N N/A

Lab Tracking #: 2341378

Samples received via: FEDEX UPS Client (Courier) Pace Courier

Lab Sample Temperature Info:
Temp Blank Received: Y (N) NA
Therm ID#: 92700001
Cooler 1 Temp Upon Receipt: 1.6 oC
Cooler 1 Therm Corr. Factor: 1.0 oC
Cooler 1 Corrected Temp: 11.6 oC
Comments:

Relinquished by/Company: (Signature) AECOM	Date/Time: 8/27/20 1530	Received by/Company: (Signature)	Date/Time: 08/27/20 1570	MTJL LAB USE ONLY
Relinquished by/Company: (Signature)	Date/Time: 08/27/20 1550	Received by/Company: (Signature) PACELAB	Date/Time: 8/27/20 1553	Table #: Acctnum: Template: Prelogin: PM: PB:
Relinquished by/Company: (Signature)	Date/Time:	Received by/Company: (Signature)	Date/Time:	

Trip Blank Received: (Y) N NA
HCL MeOH TSP Other

Non Conformance(s):
YES

Pace Analytical Services, LLC
9800 Kincey Ave. Suite 100
Huntersville, NC 28078
(704)875-9092

September 01, 2020

Andrew Wreschnig
AECOM
6000 Fairview Road
Suite 200
Charlotte, NC 28210

RE: Project: Colonial Pipeline (8/28 Soil)
Pace Project No.: 92493060

Dear Andrew Wreschnig:

Enclosed are the analytical results for sample(s) received by the laboratory on August 28, 2020. The results relate only to the samples included in this report. Results reported herein conform to the applicable TNI/NELAC Standards and the laboratory's Quality Manual, where applicable, unless otherwise noted in the body of the report.

The test results provided in this final report were generated by each of the following laboratories within the Pace Network:

- Pace National - Mt. Juliet
- Pace Analytical Services - Charlotte

If you have any questions concerning this report, please feel free to contact me.

Sincerely,

Nicole Gasiorowski
nicole.gasiorowski@pacelabs.com
(704)875-9092
Project Manager

Enclosures

cc: Jeff Morrison, Colonial Pipeline Company

This report shall not be reproduced, except in full,
without the written consent of Pace Analytical Services, LLC.

Pace Analytical Services, LLC
9800 Kincey Ave. Suite 100
Huntersville, NC 28078
(704)875-9092

CERTIFICATIONS

Project: Colonial Pipeline (8/28 Soil)
Pace Project No.: 92493060

Pace Analytical Services National

12065 Lebanon Road, Mt. Juliet, TN 37122
Alabama Certification #: 40660
Alaska Certification 17-026
Arizona Certification #: AZ0612
Arkansas Certification #: 88-0469
California Certification #: 2932
Canada Certification #: 1461.01
Colorado Certification #: TN00003
Connecticut Certification #: PH-0197
DOD Certification: #1461.01
EPA# TN00003
Florida Certification #: E87487
Georgia DW Certification #: 923
Georgia Certification: NELAP
Idaho Certification #: TN00003
Illinois Certification #: 200008
Indiana Certification #: C-TN-01
Iowa Certification #: 364
Kansas Certification #: E-10277
Kentucky UST Certification #: 16
Kentucky Certification #: 90010
Louisiana Certification #: AI30792
Louisiana DW Certification #: LA180010
Maine Certification #: TN0002
Maryland Certification #: 324
Massachusetts Certification #: M-TN003
Michigan Certification #: 9958
Minnesota Certification #: 047-999-395
Mississippi Certification #: TN00003
Missouri Certification #: 340
Montana Certification #: CERT0086
Nebraska Certification #: NE-OS-15-05
Nevada Certification #: TN-03-2002-34
New Hampshire Certification #: 2975
New Jersey Certification #: TN002
New Mexico DW Certification
New York Certification #: 11742
North Carolina Aquatic Toxicity Certification #: 41
North Carolina Drinking Water Certification #: 21704
North Carolina Environmental Certificate #: 375
North Dakota Certification #: R-140
Ohio VAP Certification #: CL0069
Oklahoma Certification #: 9915
Oregon Certification #: TN200002
Pennsylvania Certification #: 68-02979
Rhode Island Certification #: LAO00356
South Carolina Certification #: 84004
South Dakota Certification
Tennessee DW/Chem/Micro Certification #: 2006
Texas Certification #: T 104704245-17-14
Texas Mold Certification #: LAB0152
USDA Soil Permit #: P330-15-00234
Utah Certification #: TN00003
Virginia Certification #: VT2006
Vermont Dept. of Health: ID# VT-2006
Virginia Certification #: 460132
Washington Certification #: C847
West Virginia Certification #: 233
Wisconsin Certification #: 9980939910
Wyoming UST Certification #: via A2LA 2926.01
A2LA-ISO 17025 Certification #: 1461.01
A2LA-ISO 17025 Certification #: 1461.02
AIHA-LAP/LLC EMLAP Certification #:100789

Pace Analytical Services Charlotte

9800 Kincey Ave. Ste 100, Huntersville, NC 28078
Louisiana/NELAP Certification # LA170028
North Carolina Drinking Water Certification #: 37706
North Carolina Field Services Certification #: 5342
North Carolina Wastewater Certification #: 12
South Carolina Certification #: 99006001
Florida/NELAP Certification #: E87627
Kentucky UST Certification #: 84
Virginia/VELAP Certification #: 460221

REPORT OF LABORATORY ANALYSIS

This report shall not be reproduced, except in full,
without the written consent of Pace Analytical Services, LLC.

Pace Analytical Services, LLC
9800 Kincey Ave. Suite 100
Huntersville, NC 28078
(704)875-9092

SAMPLE ANALYTE COUNT

Project: Colonial Pipeline (8/28 Soil)
Pace Project No.: 92493060

Lab ID	Sample ID	Method	Analysts	Analytes Reported	Laboratory
92493060001	**MW-4 (5-7.5)**	MADEP VPH	BMB	6	PAN
		EPA 8260D	SAS	70	PASI-C
		ASTM D2974-87	KDF	1	PASI-C
		SM 2540G	KBC	1	PAN
92493060002	**MW-4 (15-17.5)**	MADEP VPH	BMB	6	PAN
		EPA 8260D	SAS	70	PASI-C
		ASTM D2974-87	KDF	1	PASI-C
		SM 2540G	KBC	1	PAN
92493060003	**TB-1**	EPA 8260D	CL	63	PASI-C

PAN = Pace National - Mt. Juliet
PASI-C = Pace Analytical Services - Charlotte

This report shall not be reproduced, except in full,
without the written consent of Pace Analytical Services, LLC.

Pace Analytical Services, LLC
9800 Kincey Ave. Suite 100
Huntersville, NC 28078
(704)875-9092

ANALYTICAL RESULTS

Project: Colonial Pipeline (8/28 Soil)
Pace Project No.: 92493060

Sample: MW-4 (5-7.5) **Lab ID: 92493060001** Collected: 08/28/20 10:20 Received: 08/28/20 15:50 Matrix: Solid

Results reported on a "dry weight" basis and are adjusted for percent moisture, sample size and any dilutions.

Parameters	Results	Units	Report Limit	DF	Prepared	Analyzed	CAS No.	Qual
MADEPV	Analytical Method: MADEP VPH Preparation Method: MADEPV Pace National - Mt. Juliet							
Aliphatic (C05-C08)	ND	mg/kg	8.46	1	08/28/20 10:20	08/31/20 22:23		
Aliphatic (C09-C12)	ND	mg/kg	8.46	1	08/28/20 10:20	08/31/20 22:23		
Aromatic (C09-C10),Unadjusted	ND	mg/kg	8.46	1	08/28/20 10:20	08/31/20 22:23	TPHC9C10A	
Total VPH	ND	mg/kg	8.46	1	08/28/20 10:20	08/31/20 22:23	VPH	
Surrogates								
2,5-Dibromotoluene (FID)	98.1	%	70.0-130	1	08/28/20 10:20	08/31/20 22:23	615-59-8FID	
2,5-Dibromotoluene (PID)	95.1	%	70.0-130	1	08/28/20 10:20	08/31/20 22:23	615-59-8PID	
8260D/5035A/5030B Volatiles	Analytical Method: EPA 8260D Preparation Method: EPA 5035A/5030B Pace Analytical Services - Charlotte							
Acetone	ND	ug/kg	110	1	08/31/20 09:47	08/31/20 10:57	67-64-1	
Benzene	ND	ug/kg	5.5	1	08/31/20 09:47	08/31/20 10:57	71-43-2	
Bromobenzene	ND	ug/kg	5.5	1	08/31/20 09:47	08/31/20 10:57	108-86-1	
Bromochloromethane	ND	ug/kg	5.5	1	08/31/20 09:47	08/31/20 10:57	74-97-5	
Bromodichloromethane	ND	ug/kg	5.5	1	08/31/20 09:47	08/31/20 10:57	75-27-4	
Bromoform	ND	ug/kg	5.5	1	08/31/20 09:47	08/31/20 10:57	75-25-2	
Bromomethane	ND	ug/kg	11.0	1	08/31/20 09:47	08/31/20 10:57	74-83-9	
2-Butanone (MEK)	ND	ug/kg	110	1	08/31/20 09:47	08/31/20 10:57	78-93-3	
n-Butylbenzene	ND	ug/kg	5.5	1	08/31/20 09:47	08/31/20 10:57	104-51-8	
sec-Butylbenzene	ND	ug/kg	5.5	1	08/31/20 09:47	08/31/20 10:57	135-98-8	
tert-Butylbenzene	ND	ug/kg	5.5	1	08/31/20 09:47	08/31/20 10:57	98-06-6	
Carbon tetrachloride	ND	ug/kg	5.5	1	08/31/20 09:47	08/31/20 10:57	56-23-5	
Chlorobenzene	ND	ug/kg	5.5	1	08/31/20 09:47	08/31/20 10:57	108-90-7	
Chloroethane	ND	ug/kg	11.0	1	08/31/20 09:47	08/31/20 10:57	75-00-3	
Chloroform	ND	ug/kg	5.5	1	08/31/20 09:47	08/31/20 10:57	67-66-3	
Chloromethane	ND	ug/kg	11.0	1	08/31/20 09:47	08/31/20 10:57	74-87-3	
2-Chlorotoluene	ND	ug/kg	5.5	1	08/31/20 09:47	08/31/20 10:57	95-49-8	
4-Chlorotoluene	ND	ug/kg	5.5	1	08/31/20 09:47	08/31/20 10:57	106-43-4	
1,2-Dibromo-3-chloropropane	ND	ug/kg	5.5	1	08/31/20 09:47	08/31/20 10:57	96-12-8	
Dibromochloromethane	ND	ug/kg	5.5	1	08/31/20 09:47	08/31/20 10:57	124-48-1	
1,2-Dibromoethane (EDB)	ND	ug/kg	5.5	1	08/31/20 09:47	08/31/20 10:57	106-93-4	
Dibromomethane	ND	ug/kg	5.5	1	08/31/20 09:47	08/31/20 10:57	74-95-3	
1,2-Dichlorobenzene	ND	ug/kg	5.5	1	08/31/20 09:47	08/31/20 10:57	95-50-1	
1,3-Dichlorobenzene	ND	ug/kg	5.5	1	08/31/20 09:47	08/31/20 10:57	541-73-1	
1,4-Dichlorobenzene	ND	ug/kg	5.5	1	08/31/20 09:47	08/31/20 10:57	106-46-7	
Dichlorodifluoromethane	ND	ug/kg	11.0	1	08/31/20 09:47	08/31/20 10:57	75-71-8	L1,v1
1,1-Dichloroethane	ND	ug/kg	5.5	1	08/31/20 09:47	08/31/20 10:57	75-34-3	
1,2-Dichloroethane	ND	ug/kg	5.5	1	08/31/20 09:47	08/31/20 10:57	107-06-2	
1,1-Dichloroethene	ND	ug/kg	5.5	1	08/31/20 09:47	08/31/20 10:57	75-35-4	
cis-1,2-Dichloroethene	ND	ug/kg	5.5	1	08/31/20 09:47	08/31/20 10:57	156-59-2	
trans-1,2-Dichloroethene	ND	ug/kg	5.5	1	08/31/20 09:47	08/31/20 10:57	156-60-5	
1,2-Dichloropropane	ND	ug/kg	5.5	1	08/31/20 09:47	08/31/20 10:57	78-87-5	
1,3-Dichloropropane	ND	ug/kg	5.5	1	08/31/20 09:47	08/31/20 10:57	142-28-9	
2,2-Dichloropropane	ND	ug/kg	5.5	1	08/31/20 09:47	08/31/20 10:57	594-20-7	
1,1-Dichloropropene	ND	ug/kg	5.5	1	08/31/20 09:47	08/31/20 10:57	563-58-6	

REPORT OF LABORATORY ANALYSIS

This report shall not be reproduced, except in full,
without the written consent of Pace Analytical Services, LLC.

Pace Analytical Services, LLC
9800 Kincey Ave. Suite 100
Huntersville, NC 28078
(704)875-9092

ANALYTICAL RESULTS

Project: Colonial Pipeline (8/28 Soil)
Pace Project No.: 92493060

Sample: MW-4 (5-7.5) **Lab ID: 92493060001** Collected: 08/28/20 10:20 Received: 08/28/20 15:50 Matrix: Solid

Results reported on a "dry weight" basis and are adjusted for percent moisture, sample size and any dilutions.

Parameters	Results	Units	Report Limit	DF	Prepared	Analyzed	CAS No.	Qual
8260D/5035A/5030B Volatiles	Analytical Method: EPA 8260D Preparation Method: EPA 5035A/5030B Pace Analytical Services - Charlotte							
cis-1,3-Dichloropropene	ND	ug/kg	5.5	1	08/31/20 09:47	08/31/20 10:57	10061-01-5	
trans-1,3-Dichloropropene	ND	ug/kg	5.5	1	08/31/20 09:47	08/31/20 10:57	10061-02-6	
Diisopropyl ether	ND	ug/kg	5.5	1	08/31/20 09:47	08/31/20 10:57	108-20-3	
Ethylbenzene	ND	ug/kg	5.5	1	08/31/20 09:47	08/31/20 10:57	100-41-4	
Hexachloro-1,3-butadiene	ND	ug/kg	5.5	1	08/31/20 09:47	08/31/20 10:57	87-68-3	
2-Hexanone	ND	ug/kg	55.1	1	08/31/20 09:47	08/31/20 10:57	591-78-6	
Isopropylbenzene (Cumene)	ND	ug/kg	5.5	1	08/31/20 09:47	08/31/20 10:57	98-82-8	
p-Isopropyltoluene	ND	ug/kg	5.5	1	08/31/20 09:47	08/31/20 10:57	99-87-6	
Methylene Chloride	ND	ug/kg	22.1	1	08/31/20 09:47	08/31/20 10:57	75-09-2	
4-Methyl-2-pentanone (MIBK)	ND	ug/kg	55.1	1	08/31/20 09:47	08/31/20 10:57	108-10-1	
Methyl-tert-butyl ether	ND	ug/kg	5.5	1	08/31/20 09:47	08/31/20 10:57	1634-04-4	
Naphthalene	ND	ug/kg	5.5	1	08/31/20 09:47	08/31/20 10:57	91-20-3	
n-Propylbenzene	ND	ug/kg	5.5	1	08/31/20 09:47	08/31/20 10:57	103-65-1	
Styrene	ND	ug/kg	5.5	1	08/31/20 09:47	08/31/20 10:57	100-42-5	
1,1,1,2-Tetrachloroethane	ND	ug/kg	5.5	1	08/31/20 09:47	08/31/20 10:57	630-20-6	
1,1,2,2-Tetrachloroethane	ND	ug/kg	5.5	1	08/31/20 09:47	08/31/20 10:57	79-34-5	
Tetrachloroethene	ND	ug/kg	5.5	1	08/31/20 09:47	08/31/20 10:57	127-18-4	
Toluene	ND	ug/kg	5.5	1	08/31/20 09:47	08/31/20 10:57	108-88-3	
1,2,3-Trichlorobenzene	ND	ug/kg	5.5	1	08/31/20 09:47	08/31/20 10:57	87-61-6	
1,2,4-Trichlorobenzene	ND	ug/kg	5.5	1	08/31/20 09:47	08/31/20 10:57	120-82-1	
1,1,1-Trichloroethane	ND	ug/kg	5.5	1	08/31/20 09:47	08/31/20 10:57	71-55-6	
1,1,2-Trichloroethane	ND	ug/kg	5.5	1	08/31/20 09:47	08/31/20 10:57	79-00-5	
Trichloroethene	ND	ug/kg	5.5	1	08/31/20 09:47	08/31/20 10:57	79-01-6	
Trichlorofluoromethane	ND	ug/kg	5.5	1	08/31/20 09:47	08/31/20 10:57	75-69-4	
1,2,3-Trichloropropane	ND	ug/kg	5.5	1	08/31/20 09:47	08/31/20 10:57	96-18-4	
1,2,4-Trimethylbenzene	ND	ug/kg	5.5	1	08/31/20 09:47	08/31/20 10:57	95-63-6	
1,3,5-Trimethylbenzene	ND	ug/kg	5.5	1	08/31/20 09:47	08/31/20 10:57	108-67-8	
Vinyl acetate	ND	ug/kg	55.1	1	08/31/20 09:47	08/31/20 10:57	108-05-4	
Vinyl chloride	ND	ug/kg	11.0	1	08/31/20 09:47	08/31/20 10:57	75-01-4	
Xylene (Total)	ND	ug/kg	11.0	1	08/31/20 09:47	08/31/20 10:57	1330-20-7	
m&p-Xylene	ND	ug/kg	11.0	1	08/31/20 09:47	08/31/20 10:57	179601-23-1	
o-Xylene	ND	ug/kg	5.5	1	08/31/20 09:47	08/31/20 10:57	95-47-6	
Surrogates								
Toluene-d8 (S)	101	%	70-130	1	08/31/20 09:47	08/31/20 10:57	2037-26-5	
4-Bromofluorobenzene (S)	103	%	70-130	1	08/31/20 09:47	08/31/20 10:57	460-00-4	
1,2-Dichloroethane-d4 (S)	102	%	70-132	1	08/31/20 09:47	08/31/20 10:57	17060-07-0	
Percent Moisture	Analytical Method: ASTM D2974-87 Pace Analytical Services - Charlotte							
Percent Moisture	**23.3**	%	0.10	1		08/28/20 18:03		
Total Solids 2540 G-2011	Analytical Method: SM 2540G Preparation Method: SM 2540 G Pace National - Mt. Juliet							
Total Solids	**76.6**	%		1	08/31/20 05:23	08/31/20 05:32		

REPORT OF LABORATORY ANALYSIS

This report shall not be reproduced, except in full,
without the written consent of Pace Analytical Services, LLC.

Pace Analytical Services, LLC
9800 Kincey Ave. Suite 100
Huntersville, NC 28078
(704)875-9092

ANALYTICAL RESULTS

Project: Colonial Pipeline (8/28 Soil)
Pace Project No.: 92493060

Sample: MW-4 (15-17.5) **Lab ID: 92493060002** Collected: 08/28/20 10:30 Received: 08/28/20 15:50 Matrix: Solid

Results reported on a "dry weight" basis and are adjusted for percent moisture, sample size and any dilutions.

Parameters	Results	Units	Report Limit	DF	Prepared	Analyzed	CAS No.	Qual
MADEPV	Analytical Method: MADEP VPH Preparation Method: MADEPV Pace National - Mt. Juliet							
Aliphatic (C05-C08)	ND	mg/kg	7.52	1	08/28/20 10:30	08/31/20 22:55		
Aliphatic (C09-C12)	ND	mg/kg	7.52	1	08/28/20 10:30	08/31/20 22:55		
Aromatic (C09-C10),Unadjusted	ND	mg/kg	7.52	1	08/28/20 10:30	08/31/20 22:55	TPHC9C10A	
Total VPH	ND	mg/kg	7.52	1	08/28/20 10:30	08/31/20 22:55	VPH	
Surrogates								
2,5-Dibromotoluene (FID)	93.8	%	70.0-130	1	08/28/20 10:30	08/31/20 22:55	615-59-8FID	
2,5-Dibromotoluene (PID)	93.3	%	70.0-130	1	08/28/20 10:30	08/31/20 22:55	615-59-8PID	
8260D/5035A/5030B Volatiles	Analytical Method: EPA 8260D Preparation Method: EPA 5035A/5030B Pace Analytical Services - Charlotte							
Acetone	ND	ug/kg	98.1	1	08/31/20 09:47	08/31/20 11:31	67-64-1	
Benzene	ND	ug/kg	4.9	1	08/31/20 09:47	08/31/20 11:31	71-43-2	
Bromobenzene	ND	ug/kg	4.9	1	08/31/20 09:47	08/31/20 11:31	108-86-1	
Bromochloromethane	ND	ug/kg	4.9	1	08/31/20 09:47	08/31/20 11:31	74-97-5	
Bromodichloromethane	ND	ug/kg	4.9	1	08/31/20 09:47	08/31/20 11:31	75-27-4	
Bromoform	ND	ug/kg	4.9	1	08/31/20 09:47	08/31/20 11:31	75-25-2	
Bromomethane	ND	ug/kg	9.8	1	08/31/20 09:47	08/31/20 11:31	74-83-9	
2-Butanone (MEK)	ND	ug/kg	98.1	1	08/31/20 09:47	08/31/20 11:31	78-93-3	
n-Butylbenzene	ND	ug/kg	4.9	1	08/31/20 09:47	08/31/20 11:31	104-51-8	
sec-Butylbenzene	ND	ug/kg	4.9	1	08/31/20 09:47	08/31/20 11:31	135-98-8	
tert-Butylbenzene	ND	ug/kg	4.9	1	08/31/20 09:47	08/31/20 11:31	98-06-6	
Carbon tetrachloride	ND	ug/kg	4.9	1	08/31/20 09:47	08/31/20 11:31	56-23-5	
Chlorobenzene	ND	ug/kg	4.9	1	08/31/20 09:47	08/31/20 11:31	108-90-7	
Chloroethane	ND	ug/kg	9.8	1	08/31/20 09:47	08/31/20 11:31	75-00-3	
Chloroform	ND	ug/kg	4.9	1	08/31/20 09:47	08/31/20 11:31	67-66-3	
Chloromethane	ND	ug/kg	9.8	1	08/31/20 09:47	08/31/20 11:31	74-87-3	
2-Chlorotoluene	ND	ug/kg	4.9	1	08/31/20 09:47	08/31/20 11:31	95-49-8	
4-Chlorotoluene	ND	ug/kg	4.9	1	08/31/20 09:47	08/31/20 11:31	106-43-4	
1,2-Dibromo-3-chloropropane	ND	ug/kg	4.9	1	08/31/20 09:47	08/31/20 11:31	96-12-8	
Dibromochloromethane	ND	ug/kg	4.9	1	08/31/20 09:47	08/31/20 11:31	124-48-1	
1,2-Dibromoethane (EDB)	ND	ug/kg	4.9	1	08/31/20 09:47	08/31/20 11:31	106-93-4	
Dibromomethane	ND	ug/kg	4.9	1	08/31/20 09:47	08/31/20 11:31	74-95-3	
1,2-Dichlorobenzene	ND	ug/kg	4.9	1	08/31/20 09:47	08/31/20 11:31	95-50-1	
1,3-Dichlorobenzene	ND	ug/kg	4.9	1	08/31/20 09:47	08/31/20 11:31	541-73-1	
1,4-Dichlorobenzene	ND	ug/kg	4.9	1	08/31/20 09:47	08/31/20 11:31	106-46-7	
Dichlorodifluoromethane	ND	ug/kg	9.8	1	08/31/20 09:47	08/31/20 11:31	75-71-8	L1,M0, v1
1,1-Dichloroethane	ND	ug/kg	4.9	1	08/31/20 09:47	08/31/20 11:31	75-34-3	
1,2-Dichloroethane	ND	ug/kg	4.9	1	08/31/20 09:47	08/31/20 11:31	107-06-2	
1,1-Dichloroethene	ND	ug/kg	4.9	1	08/31/20 09:47	08/31/20 11:31	75-35-4	
cis-1,2-Dichloroethene	ND	ug/kg	4.9	1	08/31/20 09:47	08/31/20 11:31	156-59-2	
trans-1,2-Dichloroethene	ND	ug/kg	4.9	1	08/31/20 09:47	08/31/20 11:31	156-60-5	
1,2-Dichloropropane	ND	ug/kg	4.9	1	08/31/20 09:47	08/31/20 11:31	78-87-5	
1,3-Dichloropropane	ND	ug/kg	4.9	1	08/31/20 09:47	08/31/20 11:31	142-28-9	
2,2-Dichloropropane	ND	ug/kg	4.9	1	08/31/20 09:47	08/31/20 11:31	594-20-7	

REPORT OF LABORATORY ANALYSIS

This report shall not be reproduced, except in full,
without the written consent of Pace Analytical Services, LLC.

Pace Analytical Services, LLC
9800 Kincey Ave. Suite 100
Huntersville, NC 28078
(704)875-9092

ANALYTICAL RESULTS

Project: Colonial Pipeline (8/28 Soil)
Pace Project No.: 92493060

Sample: MW-4 (15-17.5) **Lab ID: 92493060002** Collected: 08/28/20 10:30 Received: 08/28/20 15:50 Matrix: Solid

Results reported on a "dry weight" basis and are adjusted for percent moisture, sample size and any dilutions.

Parameters	Results	Units	Report Limit	DF	Prepared	Analyzed	CAS No.	Qual
8260D/5035A/5030B Volatiles	Analytical Method: EPA 8260D Preparation Method: EPA 5035A/5030B Pace Analytical Services - Charlotte							
1,1-Dichloropropene	ND	ug/kg	4.9	1	08/31/20 09:47	08/31/20 11:31	563-58-6	
cis-1,3-Dichloropropene	ND	ug/kg	4.9	1	08/31/20 09:47	08/31/20 11:31	10061-01-5	
trans-1,3-Dichloropropene	ND	ug/kg	4.9	1	08/31/20 09:47	08/31/20 11:31	10061-02-6	
Diisopropyl ether	ND	ug/kg	4.9	1	08/31/20 09:47	08/31/20 11:31	108-20-3	
Ethylbenzene	ND	ug/kg	4.9	1	08/31/20 09:47	08/31/20 11:31	100-41-4	
Hexachloro-1,3-butadiene	ND	ug/kg	4.9	1	08/31/20 09:47	08/31/20 11:31	87-68-3	
2-Hexanone	ND	ug/kg	49.0	1	08/31/20 09:47	08/31/20 11:31	591-78-6	
Isopropylbenzene (Cumene)	ND	ug/kg	4.9	1	08/31/20 09:47	08/31/20 11:31	98-82-8	
p-Isopropyltoluene	ND	ug/kg	4.9	1	08/31/20 09:47	08/31/20 11:31	99-87-6	
Methylene Chloride	ND	ug/kg	19.6	1	08/31/20 09:47	08/31/20 11:31	75-09-2	
4-Methyl-2-pentanone (MIBK)	ND	ug/kg	49.0	1	08/31/20 09:47	08/31/20 11:31	108-10-1	
Methyl-tert-butyl ether	ND	ug/kg	4.9	1	08/31/20 09:47	08/31/20 11:31	1634-04-4	
Naphthalene	ND	ug/kg	4.9	1	08/31/20 09:47	08/31/20 11:31	91-20-3	
n-Propylbenzene	ND	ug/kg	4.9	1	08/31/20 09:47	08/31/20 11:31	103-65-1	
Styrene	ND	ug/kg	4.9	1	08/31/20 09:47	08/31/20 11:31	100-42-5	
1,1,1,2-Tetrachloroethane	ND	ug/kg	4.9	1	08/31/20 09:47	08/31/20 11:31	630-20-6	
1,1,2,2-Tetrachloroethane	ND	ug/kg	4.9	1	08/31/20 09:47	08/31/20 11:31	79-34-5	
Tetrachloroethene	ND	ug/kg	4.9	1	08/31/20 09:47	08/31/20 11:31	127-18-4	
Toluene	ND	ug/kg	4.9	1	08/31/20 09:47	08/31/20 11:31	108-88-3	
1,2,3-Trichlorobenzene	ND	ug/kg	4.9	1	08/31/20 09:47	08/31/20 11:31	87-61-6	
1,2,4-Trichlorobenzene	ND	ug/kg	4.9	1	08/31/20 09:47	08/31/20 11:31	120-82-1	
1,1,1-Trichloroethane	ND	ug/kg	4.9	1	08/31/20 09:47	08/31/20 11:31	71-55-6	
1,1,2-Trichloroethane	ND	ug/kg	4.9	1	08/31/20 09:47	08/31/20 11:31	79-00-5	
Trichloroethene	ND	ug/kg	4.9	1	08/31/20 09:47	08/31/20 11:31	79-01-6	
Trichlorofluoromethane	ND	ug/kg	4.9	1	08/31/20 09:47	08/31/20 11:31	75-69-4	
1,2,3-Trichloropropane	ND	ug/kg	4.9	1	08/31/20 09:47	08/31/20 11:31	96-18-4	
1,2,4-Trimethylbenzene	ND	ug/kg	4.9	1	08/31/20 09:47	08/31/20 11:31	95-63-6	
1,3,5-Trimethylbenzene	ND	ug/kg	4.9	1	08/31/20 09:47	08/31/20 11:31	108-67-8	
Vinyl acetate	ND	ug/kg	49.0	1	08/31/20 09:47	08/31/20 11:31	108-05-4	
Vinyl chloride	ND	ug/kg	9.8	1	08/31/20 09:47	08/31/20 11:31	75-01-4	
Xylene (Total)	ND	ug/kg	9.8	1	08/31/20 09:47	08/31/20 11:31	1330-20-7	
m&p-Xylene	ND	ug/kg	9.8	1	08/31/20 09:47	08/31/20 11:31	179601-23-1	
o-Xylene	ND	ug/kg	4.9	1	08/31/20 09:47	08/31/20 11:31	95-47-6	
Surrogates								
Toluene-d8 (S)	100	%	70-130	1	08/31/20 09:47	08/31/20 11:31	2037-26-5	
4-Bromofluorobenzene (S)	103	%	70-130	1	08/31/20 09:47	08/31/20 11:31	460-00-4	
1,2-Dichloroethane-d4 (S)	107	%	70-132	1	08/31/20 09:47	08/31/20 11:31	17060-07-0	
Percent Moisture	Analytical Method: ASTM D2974-87 Pace Analytical Services - Charlotte							
Percent Moisture	**17.8**	%	0.10	1		08/28/20 18:03		
Total Solids 2540 G-2011	Analytical Method: SM 2540G Preparation Method: SM 2540 G Pace National - Mt. Juliet							
Total Solids	**82.1**	%		1	08/31/20 05:23	08/31/20 05:32		

REPORT OF LABORATORY ANALYSIS

This report shall not be reproduced, except in full,
without the written consent of Pace Analytical Services, LLC.

Pace Analytical Services, LLC
9800 Kincey Ave. Suite 100
Huntersville, NC 28078
(704)875-9092

ANALYTICAL RESULTS

Project: Colonial Pipeline (8/28 Soil)
Pace Project No.: 92493060

Sample: TB-1 **Lab ID: 92493060003** Collected: 08/28/20 00:00 Received: 08/28/20 15:50 Matrix: Water

Parameters	Results	Units	Report Limit	DF	Prepared	Analyzed	CAS No.	Qual
8260D MSV Low Level	Analytical Method: EPA 8260D Pace Analytical Services - Charlotte							
Acetone	ND	ug/L	25.0	1		08/29/20 12:59	67-64-1	
Benzene	ND	ug/L	1.0	1		08/29/20 12:59	71-43-2	
Bromobenzene	ND	ug/L	1.0	1		08/29/20 12:59	108-86-1	
Bromochloromethane	ND	ug/L	1.0	1		08/29/20 12:59	74-97-5	
Bromodichloromethane	ND	ug/L	1.0	1		08/29/20 12:59	75-27-4	
Bromoform	ND	ug/L	1.0	1		08/29/20 12:59	75-25-2	
Bromomethane	ND	ug/L	2.0	1		08/29/20 12:59	74-83-9	v2
2-Butanone (MEK)	ND	ug/L	5.0	1		08/29/20 12:59	78-93-3	
Carbon tetrachloride	ND	ug/L	1.0	1		08/29/20 12:59	56-23-5	
Chlorobenzene	ND	ug/L	1.0	1		08/29/20 12:59	108-90-7	
Chloroethane	ND	ug/L	1.0	1		08/29/20 12:59	75-00-3	
Chloroform	ND	ug/L	5.0	1		08/29/20 12:59	67-66-3	
Chloromethane	ND	ug/L	1.0	1		08/29/20 12:59	74-87-3	
2-Chlorotoluene	ND	ug/L	1.0	1		08/29/20 12:59	95-49-8	
4-Chlorotoluene	ND	ug/L	1.0	1		08/29/20 12:59	106-43-4	
1,2-Dibromo-3-chloropropane	ND	ug/L	5.0	1		08/29/20 12:59	96-12-8	
Dibromochloromethane	ND	ug/L	1.0	1		08/29/20 12:59	124-48-1	
1,2-Dibromoethane (EDB)	ND	ug/L	1.0	1		08/29/20 12:59	106-93-4	
Dibromomethane	ND	ug/L	1.0	1		08/29/20 12:59	74-95-3	
1,2-Dichlorobenzene	ND	ug/L	1.0	1		08/29/20 12:59	95-50-1	
1,3-Dichlorobenzene	ND	ug/L	1.0	1		08/29/20 12:59	541-73-1	
1,4-Dichlorobenzene	ND	ug/L	1.0	1		08/29/20 12:59	106-46-7	
Dichlorodifluoromethane	ND	ug/L	1.0	1		08/29/20 12:59	75-71-8	
1,1-Dichloroethane	ND	ug/L	1.0	1		08/29/20 12:59	75-34-3	
1,2-Dichloroethane	ND	ug/L	1.0	1		08/29/20 12:59	107-06-2	
1,1-Dichloroethene	ND	ug/L	1.0	1		08/29/20 12:59	75-35-4	
cis-1,2-Dichloroethene	ND	ug/L	1.0	1		08/29/20 12:59	156-59-2	
trans-1,2-Dichloroethene	ND	ug/L	1.0	1		08/29/20 12:59	156-60-5	
1,2-Dichloropropane	ND	ug/L	1.0	1		08/29/20 12:59	78-87-5	
1,3-Dichloropropane	ND	ug/L	1.0	1		08/29/20 12:59	142-28-9	
2,2-Dichloropropane	ND	ug/L	1.0	1		08/29/20 12:59	594-20-7	
1,1-Dichloropropene	ND	ug/L	1.0	1		08/29/20 12:59	563-58-6	
cis-1,3-Dichloropropene	ND	ug/L	1.0	1		08/29/20 12:59	10061-01-5	
trans-1,3-Dichloropropene	ND	ug/L	1.0	1		08/29/20 12:59	10061-02-6	
Diisopropyl ether	ND	ug/L	1.0	1		08/29/20 12:59	108-20-3	
Ethylbenzene	ND	ug/L	1.0	1		08/29/20 12:59	100-41-4	
Hexachloro-1,3-butadiene	ND	ug/L	1.0	1		08/29/20 12:59	87-68-3	
2-Hexanone	ND	ug/L	5.0	1		08/29/20 12:59	591-78-6	
p-Isopropyltoluene	ND	ug/L	1.0	1		08/29/20 12:59	99-87-6	
Methylene Chloride	ND	ug/L	5.0	1		08/29/20 12:59	75-09-2	
4-Methyl-2-pentanone (MIBK)	ND	ug/L	5.0	1		08/29/20 12:59	108-10-1	
Methyl-tert-butyl ether	ND	ug/L	1.0	1		08/29/20 12:59	1634-04-4	
Naphthalene	ND	ug/L	1.0	1		08/29/20 12:59	91-20-3	
Styrene	ND	ug/L	1.0	1		08/29/20 12:59	100-42-5	
1,1,1,2-Tetrachloroethane	ND	ug/L	1.0	1		08/29/20 12:59	630-20-6	
1,1,2,2-Tetrachloroethane	ND	ug/L	1.0	1		08/29/20 12:59	79-34-5	

REPORT OF LABORATORY ANALYSIS

This report shall not be reproduced, except in full,
without the written consent of Pace Analytical Services, LLC.

Pace Analytical Services, LLC
9800 Kincey Ave. Suite 100
Huntersville, NC 28078
(704)875-9092

ANALYTICAL RESULTS

Project: Colonial Pipeline (8/28 Soil)
Pace Project No.: 92493060

Sample: TB-1 **Lab ID: 92493060003** Collected: 08/28/20 00:00 Received: 08/28/20 15:50 Matrix: Water

Parameters	Results	Units	Report Limit	DF	Prepared	Analyzed	CAS No.	Qual
8260D MSV Low Level	Analytical Method: EPA 8260D Pace Analytical Services - Charlotte							
Tetrachloroethene	ND	ug/L	1.0	1		08/29/20 12:59	127-18-4	
Toluene	ND	ug/L	1.0	1		08/29/20 12:59	108-88-3	
1,2,3-Trichlorobenzene	ND	ug/L	1.0	1		08/29/20 12:59	87-61-6	
1,2,4-Trichlorobenzene	ND	ug/L	1.0	1		08/29/20 12:59	120-82-1	
1,1,1-Trichloroethane	ND	ug/L	1.0	1		08/29/20 12:59	71-55-6	
1,1,2-Trichloroethane	ND	ug/L	1.0	1		08/29/20 12:59	79-00-5	
Trichloroethene	ND	ug/L	1.0	1		08/29/20 12:59	79-01-6	
Trichlorofluoromethane	ND	ug/L	1.0	1		08/29/20 12:59	75-69-4	
1,2,3-Trichloropropane	ND	ug/L	1.0	1		08/29/20 12:59	96-18-4	
Vinyl acetate	ND	ug/L	2.0	1		08/29/20 12:59	108-05-4	
Vinyl chloride	ND	ug/L	1.0	1		08/29/20 12:59	75-01-4	
Xylene (Total)	ND	ug/L	1.0	1		08/29/20 12:59	1330-20-7	
m&p-Xylene	ND	ug/L	2.0	1		08/29/20 12:59	179601-23-1	
o-Xylene	ND	ug/L	1.0	1		08/29/20 12:59	95-47-6	
Surrogates								
4-Bromofluorobenzene (S)	102	%	70-130	1		08/29/20 12:59	460-00-4	
1,2-Dichloroethane-d4 (S)	102	%	70-130	1		08/29/20 12:59	17060-07-0	
Toluene-d8 (S)	103	%	70-130	1		08/29/20 12:59	2037-26-5	

REPORT OF LABORATORY ANALYSIS

This report shall not be reproduced, except in full,
without the written consent of Pace Analytical Services, LLC.

Pace Analytical Services, LLC
9800 Kincey Ave. Suite 100
Huntersville, NC 28078
(704)875-9092

QUALITY CONTROL DATA

Project: Colonial Pipeline (8/28 Soil)
Pace Project No.: 92493060

QC Batch: 1535707
QC Batch Method: MADEPV
Analysis Method: MADEP VPH
Analysis Description: MADEPV
Laboratory: Pace National - Mt. Juliet
Associated Lab Samples: 92493060001, 92493060002

METHOD BLANK: R3565884-3 Matrix: Solid
Associated Lab Samples: 92493060001, 92493060002

Parameter	Units	Blank Result	Reporting Limit	Analyzed	Qualifiers
Aliphatic (C05-C08)	mg/kg	ND	5.00	08/31/20 21:49	
Aliphatic (C09-C12)	mg/kg	ND	5.00	08/31/20 21:49	
Aromatic (C09-C10),Unadjusted	mg/kg	ND	5.00	08/31/20 21:49	
Total VPH	mg/kg	ND	5.00	08/31/20 21:49	
2,5-Dibromotoluene (FID)	%	92.8	70.0-130	08/31/20 21:49	
2,5-Dibromotoluene (PID)	%	91.3	70.0-130	08/31/20 21:49	

LABORATORY CONTROL SAMPLE & LCSD: R3565884-1 R3565884-2

Parameter	Units	Spike Conc.	LCS Result	LCSD Result	LCS % Rec	LCSD % Rec	% Rec Limits	RPD	Max RPD	Qualifiers
Aliphatic (C05-C08)	mg/kg	60.0	58.0	58.5	96.7	97.5	70.0-130	0.858	25	
Aliphatic (C09-C12)	mg/kg	70.0	70.6	70.3	101	100	70.0-130	0.426	25	
Aromatic (C09-C10),Unadjusted	mg/kg	10.0	9.35	9.69	93.5	96.9	70.0-130	3.57	25	
Total VPH	mg/kg	140	138	138	98.6	98.6	70.0-130	0.00	25	
2,5-Dibromotoluene (FID)	%				102	97.8	70.0-130			
2,5-Dibromotoluene (PID)	%				99.4	97.1	70.0-130			

Results presented on this page are in the units indicated by the "Units" column except where an alternate unit is presented to the right of the result.

REPORT OF LABORATORY ANALYSIS

This report shall not be reproduced, except in full,
without the written consent of Pace Analytical Services, LLC.

Pace Analytical Services, LLC
9800 Kincey Ave. Suite 100
Huntersville, NC 28078
(704)875-9092

QUALITY CONTROL DATA

Project: Colonial Pipeline (8/28 Soil)
Pace Project No.: 92493060

QC Batch: 563383
QC Batch Method: EPA 5035A/5030B
Analysis Method: EPA 8260D
Analysis Description: 8260D 5035A 5030B
Laboratory: Pace Analytical Services - Charlotte
Associated Lab Samples: 92493060001, 92493060002

METHOD BLANK: 2987188 Matrix: Solid
Associated Lab Samples: 92493060001, 92493060002

Parameter	Units	Blank Result	Reporting Limit	Analyzed	Qualifiers
1,1,1,2-Tetrachloroethane	ug/kg	ND	5.0	08/31/20 10:39	
1,1,1-Trichloroethane	ug/kg	ND	5.0	08/31/20 10:39	
1,1,2,2-Tetrachloroethane	ug/kg	ND	5.0	08/31/20 10:39	
1,1,2-Trichloroethane	ug/kg	ND	5.0	08/31/20 10:39	
1,1-Dichloroethane	ug/kg	ND	5.0	08/31/20 10:39	
1,1-Dichloroethene	ug/kg	ND	5.0	08/31/20 10:39	
1,1-Dichloropropene	ug/kg	ND	5.0	08/31/20 10:39	
1,2,3-Trichlorobenzene	ug/kg	ND	5.0	08/31/20 10:39	
1,2,3-Trichloropropane	ug/kg	ND	5.0	08/31/20 10:39	
1,2,4-Trichlorobenzene	ug/kg	ND	5.0	08/31/20 10:39	
1,2,4-Trimethylbenzene	ug/kg	ND	5.0	08/31/20 10:39	
1,2-Dibromo-3-chloropropane	ug/kg	ND	5.0	08/31/20 10:39	
1,2-Dibromoethane (EDB)	ug/kg	ND	5.0	08/31/20 10:39	
1,2-Dichlorobenzene	ug/kg	ND	5.0	08/31/20 10:39	
1,2-Dichloroethane	ug/kg	ND	5.0	08/31/20 10:39	
1,2-Dichloropropane	ug/kg	ND	5.0	08/31/20 10:39	
1,3,5-Trimethylbenzene	ug/kg	ND	5.0	08/31/20 10:39	
1,3-Dichlorobenzene	ug/kg	ND	5.0	08/31/20 10:39	
1,3-Dichloropropane	ug/kg	ND	5.0	08/31/20 10:39	
1,4-Dichlorobenzene	ug/kg	ND	5.0	08/31/20 10:39	
2,2-Dichloropropane	ug/kg	ND	5.0	08/31/20 10:39	
2-Butanone (MEK)	ug/kg	ND	100	08/31/20 10:39	
2-Chlorotoluene	ug/kg	ND	5.0	08/31/20 10:39	
2-Hexanone	ug/kg	ND	50.0	08/31/20 10:39	
4-Chlorotoluene	ug/kg	ND	5.0	08/31/20 10:39	
4-Methyl-2-pentanone (MIBK)	ug/kg	ND	50.0	08/31/20 10:39	
Acetone	ug/kg	ND	100	08/31/20 10:39	
Benzene	ug/kg	ND	5.0	08/31/20 10:39	
Bromobenzene	ug/kg	ND	5.0	08/31/20 10:39	
Bromochloromethane	ug/kg	ND	5.0	08/31/20 10:39	
Bromodichloromethane	ug/kg	ND	5.0	08/31/20 10:39	
Bromoform	ug/kg	ND	5.0	08/31/20 10:39	
Bromomethane	ug/kg	ND	10.0	08/31/20 10:39	
Carbon tetrachloride	ug/kg	ND	5.0	08/31/20 10:39	
Chlorobenzene	ug/kg	ND	5.0	08/31/20 10:39	
Chloroethane	ug/kg	ND	10.0	08/31/20 10:39	
Chloroform	ug/kg	ND	5.0	08/31/20 10:39	
Chloromethane	ug/kg	ND	10.0	08/31/20 10:39	
cis-1,2-Dichloroethene	ug/kg	ND	5.0	08/31/20 10:39	
cis-1,3-Dichloropropene	ug/kg	ND	5.0	08/31/20 10:39	

Results presented on this page are in the units indicated by the "Units" column except where an alternate unit is presented to the right of the result.

REPORT OF LABORATORY ANALYSIS

This report shall not be reproduced, except in full,
without the written consent of Pace Analytical Services, LLC.

Pace Analytical Services, LLC
9800 Kincey Ave. Suite 100
Huntersville, NC 28078
(704)875-9092

QUALITY CONTROL DATA

Project: Colonial Pipeline (8/28 Soil)
Pace Project No.: 92493060

METHOD BLANK: 2987188 Matrix: Solid
Associated Lab Samples: 92493060001, 92493060002

Parameter	Units	Blank Result	Reporting Limit	Analyzed	Qualifiers
Dibromochloromethane	ug/kg	ND	5.0	08/31/20 10:39	
Dibromomethane	ug/kg	ND	5.0	08/31/20 10:39	
Dichlorodifluoromethane	ug/kg	ND	10.0	08/31/20 10:39	v1
Diisopropyl ether	ug/kg	ND	5.0	08/31/20 10:39	
Ethylbenzene	ug/kg	ND	5.0	08/31/20 10:39	
Hexachloro-1,3-butadiene	ug/kg	ND	5.0	08/31/20 10:39	
Isopropylbenzene (Cumene)	ug/kg	ND	5.0	08/31/20 10:39	
m&p-Xylene	ug/kg	ND	10.0	08/31/20 10:39	
Methyl-tert-butyl ether	ug/kg	ND	5.0	08/31/20 10:39	
Methylene Chloride	ug/kg	ND	20.0	08/31/20 10:39	
n-Butylbenzene	ug/kg	ND	5.0	08/31/20 10:39	
n-Propylbenzene	ug/kg	ND	5.0	08/31/20 10:39	
Naphthalene	ug/kg	ND	5.0	08/31/20 10:39	
o-Xylene	ug/kg	ND	5.0	08/31/20 10:39	
p-Isopropyltoluene	ug/kg	ND	5.0	08/31/20 10:39	
sec-Butylbenzene	ug/kg	ND	5.0	08/31/20 10:39	
Styrene	ug/kg	ND	5.0	08/31/20 10:39	
tert-Butylbenzene	ug/kg	ND	5.0	08/31/20 10:39	
Tetrachloroethene	ug/kg	ND	5.0	08/31/20 10:39	
Toluene	ug/kg	ND	5.0	08/31/20 10:39	
trans-1,2-Dichloroethene	ug/kg	ND	5.0	08/31/20 10:39	
trans-1,3-Dichloropropene	ug/kg	ND	5.0	08/31/20 10:39	
Trichloroethene	ug/kg	ND	5.0	08/31/20 10:39	
Trichlorofluoromethane	ug/kg	ND	5.0	08/31/20 10:39	
Vinyl acetate	ug/kg	ND	50.0	08/31/20 10:39	
Vinyl chloride	ug/kg	ND	10.0	08/31/20 10:39	
Xylene (Total)	ug/kg	ND	10.0	08/31/20 10:39	
1,2-Dichloroethane-d4 (S)	%	104	70-132	08/31/20 10:39	
4-Bromofluorobenzene (S)	%	100	70-130	08/31/20 10:39	
Toluene-d8 (S)	%	99	70-130	08/31/20 10:39	

LABORATORY CONTROL SAMPLE: 2987189

Parameter	Units	Spike Conc.	LCS Result	LCS % Rec	% Rec Limits	Qualifiers
1,1,1,2-Tetrachloroethane	ug/kg	1250	1310	105	70-130	
1,1,1-Trichloroethane	ug/kg	1250	1220	98	70-130	
1,1,2,2-Tetrachloroethane	ug/kg	1250	1240	99	55-130	
1,1,2-Trichloroethane	ug/kg	1250	1240	99	70-130	
1,1-Dichloroethane	ug/kg	1250	1250	100	68-130	
1,1-Dichloroethene	ug/kg	1250	1280	102	70-130	
1,1-Dichloropropene	ug/kg	1250	1240	99	70-130	
1,2,3-Trichlorobenzene	ug/kg	1250	1210	97	70-130	
1,2,3-Trichloropropane	ug/kg	1250	1270	102	70-130	
1,2,4-Trichlorobenzene	ug/kg	1250	1210	97	70-130	

Results presented on this page are in the units indicated by the "Units" column except where an alternate unit is presented to the right of the result.

REPORT OF LABORATORY ANALYSIS

This report shall not be reproduced, except in full,
without the written consent of Pace Analytical Services, LLC.

Pace Analytical Services, LLC
9800 Kincey Ave. Suite 100
Huntersville, NC 28078
(704)875-9092

QUALITY CONTROL DATA

Project: Colonial Pipeline (8/28 Soil)
Pace Project No.: 92493060

LABORATORY CONTROL SAMPLE: 2987189

Parameter	Units	Spike Conc.	LCS Result	LCS % Rec	% Rec Limits	Qualifiers
1,2,4-Trimethylbenzene	ug/kg	1250	1190	95	69-130	
1,2-Dibromo-3-chloropropane	ug/kg	1250	1380	110	57-141	
1,2-Dibromoethane (EDB)	ug/kg	1250	1290	103	70-130	
1,2-Dichlorobenzene	ug/kg	1250	1240	99	70-130	
1,2-Dichloroethane	ug/kg	1250	1220	97	70-130	
1,2-Dichloropropane	ug/kg	1250	1270	102	70-130	
1,3,5-Trimethylbenzene	ug/kg	1250	1210	97	70-130	
1,3-Dichlorobenzene	ug/kg	1250	1220	97	70-130	
1,3-Dichloropropane	ug/kg	1250	1260	100	70-130	
1,4-Dichlorobenzene	ug/kg	1250	1180	95	70-130	
2,2-Dichloropropane	ug/kg	1250	1270	101	70-130	
2-Butanone (MEK)	ug/kg	2500	2410	97	60-130	
2-Chlorotoluene	ug/kg	1250	1220	98	70-130	
2-Hexanone	ug/kg	2500	2580	103	70-132	
4-Chlorotoluene	ug/kg	1250	1210	97	70-130	
4-Methyl-2-pentanone (MIBK)	ug/kg	2500	2510	100	69-130	
Acetone	ug/kg	2500	2430	97	49-148	
Benzene	ug/kg	1250	1210	97	70-130	
Bromobenzene	ug/kg	1250	1210	97	70-130	
Bromochloromethane	ug/kg	1250	1310	105	70-130	
Bromodichloromethane	ug/kg	1250	1200	96	70-130	
Bromoform	ug/kg	1250	1390	111	68-136	
Bromomethane	ug/kg	1250	1280	102	60-140	
Carbon tetrachloride	ug/kg	1250	1300	104	70-130	
Chlorobenzene	ug/kg	1250	1230	98	70-130	
Chloroethane	ug/kg	1250	1190	95	51-147	
Chloroform	ug/kg	1250	1210	97	70-130	
Chloromethane	ug/kg	1250	1220	98	48-130	
cis-1,2-Dichloroethene	ug/kg	1250	1200	96	70-130	
cis-1,3-Dichloropropene	ug/kg	1250	1320	106	70-130	
Dibromochloromethane	ug/kg	1250	1400	112	70-130	
Dibromomethane	ug/kg	1250	1280	102	70-130	
Dichlorodifluoromethane	ug/kg	1250	1820	146	49-130	L1,v1
Diisopropyl ether	ug/kg	1250	1240	99	66-130	
Ethylbenzene	ug/kg	1250	1190	95	70-130	
Hexachloro-1,3-butadiene	ug/kg	1250	1250	100	70-130	
Isopropylbenzene (Cumene)	ug/kg	1250	1260	101	70-130	
m&p-Xylene	ug/kg	2500	2420	97	70-130	
Methyl-tert-butyl ether	ug/kg	1250	1190	96	70-130	
Methylene Chloride	ug/kg	1250	1190	95	50-137	
n-Butylbenzene	ug/kg	1250	1200	96	70-130	
n-Propylbenzene	ug/kg	1250	1210	97	70-130	
Naphthalene	ug/kg	1250	1230	99	70-131	
o-Xylene	ug/kg	1250	1230	98	70-130	
p-Isopropyltoluene	ug/kg	1250	1200	96	70-130	
sec-Butylbenzene	ug/kg	1250	1190	95	70-130	
Styrene	ug/kg	1250	1280	102	70-130	

Results presented on this page are in the units indicated by the "Units" column except where an alternate unit is presented to the right of the result.

REPORT OF LABORATORY ANALYSIS

This report shall not be reproduced, except in full,
without the written consent of Pace Analytical Services, LLC.

Pace Analytical Services, LLC
9800 Kincey Ave. Suite 100
Huntersville, NC 28078
(704)875-9092

QUALITY CONTROL DATA

Project: Colonial Pipeline (8/28 Soil)
Pace Project No.: 92493060

LABORATORY CONTROL SAMPLE: 2987189

Parameter	Units	Spike Conc.	LCS Result	LCS % Rec	% Rec Limits	Qualifiers
tert-Butylbenzene	ug/kg	1250	1170	93	69-130	
Tetrachloroethene	ug/kg	1250	1280	103	56-130	
Toluene	ug/kg	1250	1170	94	70-130	
trans-1,2-Dichloroethene	ug/kg	1250	1230	98	70-130	
trans-1,3-Dichloropropene	ug/kg	1250	1280	103	70-130	
Trichloroethene	ug/kg	1250	1250	100	70-141	
Trichlorofluoromethane	ug/kg	1250	1240	99	67-130	
Vinyl acetate	ug/kg	2500	2540	101	10-136	
Vinyl chloride	ug/kg	1250	1260	101	67-130	
Xylene (Total)	ug/kg	3750	3650	97	70-130	
1,2-Dichloroethane-d4 (S)	%			90	70-132	
4-Bromofluorobenzene (S)	%			102	70-130	
Toluene-d8 (S)	%			99	70-130	

MATRIX SPIKE SAMPLE: 2987191

Parameter	Units	92493060002 Result	Spike Conc.	MS Result	MS % Rec	% Rec Limits	Qualifiers
1,1,1,2-Tetrachloroethane	ug/kg	ND	491	493	101	52-133	
1,1,1-Trichloroethane	ug/kg	ND	491	536	109	49-137	
1,1,2,2-Tetrachloroethane	ug/kg	ND	491	464	95	39-150	
1,1,2-Trichloroethane	ug/kg	ND	491	522	106	48-140	
1,1-Dichloroethane	ug/kg	ND	491	533	109	46-135	
1,1-Dichloroethene	ug/kg	ND	491	331	67	38-149	
1,1-Dichloropropene	ug/kg	ND	491	551	112	41-140	
1,2,3-Trichlorobenzene	ug/kg	ND	491	311	63	10-158	
1,2,3-Trichloropropane	ug/kg	ND	491	472	96	33-157	
1,2,4-Trichlorobenzene	ug/kg	ND	491	448	91	10-155	
1,2,4-Trimethylbenzene	ug/kg	ND	491	508	104	24-154	
1,2-Dibromo-3-chloropropane	ug/kg	ND	491	331	67	33-158	
1,2-Dibromoethane (EDB)	ug/kg	ND	491	471	96	40-136	
1,2-Dichlorobenzene	ug/kg	ND	491	514	105	27-146	
1,2-Dichloroethane	ug/kg	ND	491	540	110	49-140	
1,2-Dichloropropane	ug/kg	ND	491	541	110	44-143	
1,3,5-Trimethylbenzene	ug/kg	ND	491	518	106	40-144	
1,3-Dichlorobenzene	ug/kg	ND	491	508	104	33-140	
1,3-Dichloropropane	ug/kg	ND	491	479	98	47-147	
1,4-Dichlorobenzene	ug/kg	ND	491	506	103	35-139	
2,2-Dichloropropane	ug/kg	ND	491	512	104	41-140	
2-Butanone (MEK)	ug/kg	ND	981	727	74	10-181	
2-Chlorotoluene	ug/kg	ND	491	517	105	38-147	
2-Hexanone	ug/kg	ND	981	455	46	18-169	
4-Chlorotoluene	ug/kg	ND	491	508	104	36-145	
4-Methyl-2-pentanone (MIBK)	ug/kg	ND	981	566	58	16-175	
Acetone	ug/kg	ND	981	596	61	10-200	
Benzene	ug/kg	ND	491	513	105	46-136	

Results presented on this page are in the units indicated by the "Units" column except where an alternate unit is presented to the right of the result.

REPORT OF LABORATORY ANALYSIS

This report shall not be reproduced, except in full,
without the written consent of Pace Analytical Services, LLC.

Pace Analytical Services, LLC
9800 Kincey Ave. Suite 100
Huntersville, NC 28078
(704)875-9092

QUALITY CONTROL DATA

Project: Colonial Pipeline (8/28 Soil)
Pace Project No.: 92493060

MATRIX SPIKE SAMPLE: 2987191

Parameter	Units	92493060002 Result	Spike Conc.	MS Result	MS % Rec	% Rec Limits	Qualifiers
Bromobenzene	ug/kg	ND	491	483	99	38-149	
Bromochloromethane	ug/kg	ND	491	568	116	44-142	
Bromodichloromethane	ug/kg	ND	491	454	93	41-140	
Bromoform	ug/kg	ND	491	426	87	34-145	
Bromomethane	ug/kg	ND	491	499	102	14-162	
Carbon tetrachloride	ug/kg	ND	491	503	102	44-141	
Chlorobenzene	ug/kg	ND	491	505	103	39-141	
Chloroethane	ug/kg	ND	491	101	21	10-182	
Chloroform	ug/kg	ND	491	508	104	45-140	
Chloromethane	ug/kg	ND	491	627	126	19-149	
cis-1,2-Dichloroethene	ug/kg	ND	491	518	106	38-150	
cis-1,3-Dichloropropene	ug/kg	ND	491	524	107	30-144	
Dibromochloromethane	ug/kg	ND	491	461	94	36-145	
Dibromomethane	ug/kg	ND	491	489	100	41-145	
Dichlorodifluoromethane	ug/kg	ND	491	882	180	16-146	M0,v1
Diisopropyl ether	ug/kg	ND	491	530	108	41-143	
Ethylbenzene	ug/kg	ND	491	487	99	35-144	
Hexachloro-1,3-butadiene	ug/kg	ND	491	535	109	10-160	
Isopropylbenzene (Cumene)	ug/kg	ND	491	531	108	30-152	
m&p-Xylene	ug/kg	ND	981	992	101	33-145	
Methyl-tert-butyl ether	ug/kg	ND	491	507	103	49-140	
Methylene Chloride	ug/kg	ND	491	531	108	10-174	
n-Butylbenzene	ug/kg	ND	491	526	107	10-160	
n-Propylbenzene	ug/kg	ND	491	519	106	24-159	
Naphthalene	ug/kg	ND	491	258	53	10-171	
o-Xylene	ug/kg	ND	491	501	102	31-150	
p-Isopropyltoluene	ug/kg	ND	491	513	105	21-154	
sec-Butylbenzene	ug/kg	ND	491	524	107	19-159	
Styrene	ug/kg	ND	491	516	105	15-152	
tert-Butylbenzene	ug/kg	ND	491	513	105	31-141	
Tetrachloroethene	ug/kg	ND	491	519	106	19-141	
Toluene	ug/kg	ND	491	513	104	31-146	
trans-1,2-Dichloroethene	ug/kg	ND	491	528	108	28-157	
trans-1,3-Dichloropropene	ug/kg	ND	491	481	98	25-146	
Trichloroethene	ug/kg	ND	491	532	108	34-149	
Trichlorofluoromethane	ug/kg	ND	491	101	21	10-167	
Vinyl acetate	ug/kg	ND	981	982	100	10-200	
Vinyl chloride	ug/kg	ND	491	635	129	36-155	
Xylene (Total)	ug/kg	ND	1470	1490	101	29-148	
1,2-Dichloroethane-d4 (S)	%				118	70-132	
4-Bromofluorobenzene (S)	%				101	70-130	
Toluene-d8 (S)	%				103	70-130	

Results presented on this page are in the units indicated by the "Units" column except where an alternate unit is presented to the right of the result.

REPORT OF LABORATORY ANALYSIS

This report shall not be reproduced, except in full,
without the written consent of Pace Analytical Services, LLC.

Pace Analytical Services, LLC
9800 Kincey Ave. Suite 100
Huntersville, NC 28078
(704)875-9092

QUALITY CONTROL DATA

Project: Colonial Pipeline (8/28 Soil)
Pace Project No.: 92493060

SAMPLE DUPLICATE: 2987190

Parameter	Units	92493060001 Result	Dup Result	RPD	Qualifiers
1,1,1,2-Tetrachloroethane	ug/kg	ND	ND		
1,1,1-Trichloroethane	ug/kg	ND	ND		
1,1,2,2-Tetrachloroethane	ug/kg	ND	ND		
1,1,2-Trichloroethane	ug/kg	ND	ND		
1,1-Dichloroethane	ug/kg	ND	ND		
1,1-Dichloroethene	ug/kg	ND	ND		
1,1-Dichloropropene	ug/kg	ND	ND		
1,2,3-Trichlorobenzene	ug/kg	ND	ND		
1,2,3-Trichloropropane	ug/kg	ND	ND		
1,2,4-Trichlorobenzene	ug/kg	ND	ND		
1,2,4-Trimethylbenzene	ug/kg	ND	ND		
1,2-Dibromo-3-chloropropane	ug/kg	ND	ND		
1,2-Dibromoethane (EDB)	ug/kg	ND	ND		
1,2-Dichlorobenzene	ug/kg	ND	ND		
1,2-Dichloroethane	ug/kg	ND	ND		
1,2-Dichloropropane	ug/kg	ND	ND		
1,3,5-Trimethylbenzene	ug/kg	ND	ND		
1,3-Dichlorobenzene	ug/kg	ND	ND		
1,3-Dichloropropane	ug/kg	ND	ND		
1,4-Dichlorobenzene	ug/kg	ND	ND		
2,2-Dichloropropane	ug/kg	ND	ND		
2-Butanone (MEK)	ug/kg	ND	ND		
2-Chlorotoluene	ug/kg	ND	ND		
2-Hexanone	ug/kg	ND	ND		
4-Chlorotoluene	ug/kg	ND	ND		
4-Methyl-2-pentanone (MIBK)	ug/kg	ND	ND		
Acetone	ug/kg	ND	ND		
Benzene	ug/kg	ND	ND		
Bromobenzene	ug/kg	ND	ND		
Bromochloromethane	ug/kg	ND	ND		
Bromodichloromethane	ug/kg	ND	ND		
Bromoform	ug/kg	ND	ND		
Bromomethane	ug/kg	ND	ND		
Carbon tetrachloride	ug/kg	ND	ND		
Chlorobenzene	ug/kg	ND	ND		
Chloroethane	ug/kg	ND	ND		
Chloroform	ug/kg	ND	ND		
Chloromethane	ug/kg	ND	ND		
cis-1,2-Dichloroethene	ug/kg	ND	ND		
cis-1,3-Dichloropropene	ug/kg	ND	ND		
Dibromochloromethane	ug/kg	ND	ND		
Dibromomethane	ug/kg	ND	ND		
Dichlorodifluoromethane	ug/kg	ND	ND		v1
Diisopropyl ether	ug/kg	ND	ND		
Ethylbenzene	ug/kg	ND	ND		
Hexachloro-1,3-butadiene	ug/kg	ND	ND		
Isopropylbenzene (Cumene)	ug/kg	ND	ND		

Results presented on this page are in the units indicated by the "Units" column except where an alternate unit is presented to the right of the result.

REPORT OF LABORATORY ANALYSIS

This report shall not be reproduced, except in full,
without the written consent of Pace Analytical Services, LLC.

Pace Analytical Services, LLC
9800 Kincey Ave. Suite 100
Huntersville, NC 28078
(704)875-9092

QUALITY CONTROL DATA

Project: Colonial Pipeline (8/28 Soil)
Pace Project No.: 92493060

SAMPLE DUPLICATE: 2987190

Parameter	Units	92493060001 Result	Dup Result	RPD	Qualifiers
m&p-Xylene	ug/kg	ND	ND		
Methyl-tert-butyl ether	ug/kg	ND	ND		
Methylene Chloride	ug/kg	ND	ND		
n-Butylbenzene	ug/kg	ND	ND		
n-Propylbenzene	ug/kg	ND	ND		
Naphthalene	ug/kg	ND	ND		
o-Xylene	ug/kg	ND	ND		
p-Isopropyltoluene	ug/kg	ND	ND		
sec-Butylbenzene	ug/kg	ND	ND		
Styrene	ug/kg	ND	ND		
tert-Butylbenzene	ug/kg	ND	ND		
Tetrachloroethene	ug/kg	ND	ND		
Toluene	ug/kg	ND	4.2J		
trans-1,2-Dichloroethene	ug/kg	ND	ND		
trans-1,3-Dichloropropene	ug/kg	ND	ND		
Trichloroethene	ug/kg	ND	ND		
Trichlorofluoromethane	ug/kg	ND	ND		
Vinyl acetate	ug/kg	ND	ND		
Vinyl chloride	ug/kg	ND	ND		
Xylene (Total)	ug/kg	ND	ND		
1,2-Dichloroethane-d4 (S)	%	102	102		
4-Bromofluorobenzene (S)	%	103	100		
Toluene-d8 (S)	%	101	100		

Results presented on this page are in the units indicated by the "Units" column except where an alternate unit is presented to the right of the result.

REPORT OF LABORATORY ANALYSIS

This report shall not be reproduced, except in full,
without the written consent of Pace Analytical Services, LLC.

Pace Analytical Services, LLC
9800 Kincey Ave. Suite 100
Huntersville, NC 28078
(704)875-9092

QUALITY CONTROL DATA

Project: Colonial Pipeline (8/28 Soil)
Pace Project No.: 92493060

QC Batch: 563264
QC Batch Method: EPA 8260D
Analysis Method: EPA 8260D
Analysis Description: 8260D MSV Low Level
Laboratory: Pace Analytical Services - Charlotte

Associated Lab Samples: 92493060003

METHOD BLANK: 2986696 Matrix: Water
Associated Lab Samples: 92493060003

Parameter	Units	Blank Result	Reporting Limit	Analyzed	Qualifiers
1,1,1,2-Tetrachloroethane	ug/L	ND	1.0	08/29/20 12:42	
1,1,1-Trichloroethane	ug/L	ND	1.0	08/29/20 12:42	
1,1,2,2-Tetrachloroethane	ug/L	ND	1.0	08/29/20 12:42	
1,1,2-Trichloroethane	ug/L	ND	1.0	08/29/20 12:42	
1,1-Dichloroethane	ug/L	ND	1.0	08/29/20 12:42	
1,1-Dichloroethene	ug/L	ND	1.0	08/29/20 12:42	
1,1-Dichloropropene	ug/L	ND	1.0	08/29/20 12:42	
1,2,3-Trichlorobenzene	ug/L	ND	1.0	08/29/20 12:42	
1,2,3-Trichloropropane	ug/L	ND	1.0	08/29/20 12:42	
1,2,4-Trichlorobenzene	ug/L	ND	1.0	08/29/20 12:42	
1,2-Dibromo-3-chloropropane	ug/L	ND	5.0	08/29/20 12:42	
1,2-Dibromoethane (EDB)	ug/L	ND	1.0	08/29/20 12:42	
1,2-Dichlorobenzene	ug/L	ND	1.0	08/29/20 12:42	
1,2-Dichloroethane	ug/L	ND	1.0	08/29/20 12:42	
1,2-Dichloropropane	ug/L	ND	1.0	08/29/20 12:42	
1,3-Dichlorobenzene	ug/L	ND	1.0	08/29/20 12:42	
1,3-Dichloropropane	ug/L	ND	1.0	08/29/20 12:42	
1,4-Dichlorobenzene	ug/L	ND	1.0	08/29/20 12:42	
2,2-Dichloropropane	ug/L	ND	1.0	08/29/20 12:42	
2-Butanone (MEK)	ug/L	ND	5.0	08/29/20 12:42	
2-Chlorotoluene	ug/L	ND	1.0	08/29/20 12:42	
2-Hexanone	ug/L	ND	5.0	08/29/20 12:42	
4-Chlorotoluene	ug/L	ND	1.0	08/29/20 12:42	
4-Methyl-2-pentanone (MIBK)	ug/L	ND	5.0	08/29/20 12:42	
Acetone	ug/L	ND	25.0	08/29/20 12:42	
Benzene	ug/L	ND	1.0	08/29/20 12:42	
Bromobenzene	ug/L	ND	1.0	08/29/20 12:42	
Bromochloromethane	ug/L	ND	1.0	08/29/20 12:42	
Bromodichloromethane	ug/L	ND	1.0	08/29/20 12:42	
Bromoform	ug/L	ND	1.0	08/29/20 12:42	
Bromomethane	ug/L	ND	2.0	08/29/20 12:42	v2
Carbon tetrachloride	ug/L	ND	1.0	08/29/20 12:42	
Chlorobenzene	ug/L	ND	1.0	08/29/20 12:42	
Chloroethane	ug/L	ND	1.0	08/29/20 12:42	
Chloroform	ug/L	ND	5.0	08/29/20 12:42	
Chloromethane	ug/L	ND	1.0	08/29/20 12:42	
cis-1,2-Dichloroethene	ug/L	ND	1.0	08/29/20 12:42	
cis-1,3-Dichloropropene	ug/L	ND	1.0	08/29/20 12:42	
Dibromochloromethane	ug/L	ND	1.0	08/29/20 12:42	
Dibromomethane	ug/L	ND	1.0	08/29/20 12:42	

Results presented on this page are in the units indicated by the "Units" column except where an alternate unit is presented to the right of the result.

REPORT OF LABORATORY ANALYSIS

This report shall not be reproduced, except in full,
without the written consent of Pace Analytical Services, LLC.

Pace Analytical Services, LLC
9800 Kincey Ave. Suite 100
Huntersville, NC 28078
(704)875-9092

QUALITY CONTROL DATA

Project: Colonial Pipeline (8/28 Soil)
Pace Project No.: 92493060

METHOD BLANK: 2986696 Matrix: Water
Associated Lab Samples: 92493060003

Parameter	Units	Blank Result	Reporting Limit	Analyzed	Qualifiers
Dichlorodifluoromethane	ug/L	ND	1.0	08/29/20 12:42	
Diisopropyl ether	ug/L	ND	1.0	08/29/20 12:42	
Ethylbenzene	ug/L	ND	1.0	08/29/20 12:42	
Hexachloro-1,3-butadiene	ug/L	ND	1.0	08/29/20 12:42	
m&p-Xylene	ug/L	ND	2.0	08/29/20 12:42	
Methyl-tert-butyl ether	ug/L	ND	1.0	08/29/20 12:42	
Methylene Chloride	ug/L	ND	5.0	08/29/20 12:42	
Naphthalene	ug/L	ND	1.0	08/29/20 12:42	
o-Xylene	ug/L	ND	1.0	08/29/20 12:42	
p-Isopropyltoluene	ug/L	ND	1.0	08/29/20 12:42	
Styrene	ug/L	ND	1.0	08/29/20 12:42	
Tetrachloroethene	ug/L	ND	1.0	08/29/20 12:42	
Toluene	ug/L	ND	1.0	08/29/20 12:42	
trans-1,2-Dichloroethene	ug/L	ND	1.0	08/29/20 12:42	
trans-1,3-Dichloropropene	ug/L	ND	1.0	08/29/20 12:42	
Trichloroethene	ug/L	ND	1.0	08/29/20 12:42	
Trichlorofluoromethane	ug/L	ND	1.0	08/29/20 12:42	
Vinyl acetate	ug/L	ND	2.0	08/29/20 12:42	
Vinyl chloride	ug/L	ND	1.0	08/29/20 12:42	
Xylene (Total)	ug/L	ND	1.0	08/29/20 12:42	
1,2-Dichloroethane-d4 (S)	%	100	70-130	08/29/20 12:42	
4-Bromofluorobenzene (S)	%	102	70-130	08/29/20 12:42	
Toluene-d8 (S)	%	103	70-130	08/29/20 12:42	

LABORATORY CONTROL SAMPLE: 2986697

Parameter	Units	Spike Conc.	LCS Result	LCS % Rec	% Rec Limits	Qualifiers
1,1,1,2-Tetrachloroethane	ug/L	50	52.9	106	70-130	
1,1,1-Trichloroethane	ug/L	50	56.8	114	70-130	
1,1,2,2-Tetrachloroethane	ug/L	50	50.3	101	70-130	
1,1,2-Trichloroethane	ug/L	50	53.0	106	70-130	
1,1-Dichloroethane	ug/L	50	56.0	112	70-130	
1,1-Dichloroethene	ug/L	50	53.4	107	70-130	
1,1-Dichloropropene	ug/L	50	57.6	115	70-130	
1,2,3-Trichlorobenzene	ug/L	50	51.6	103	70-130	
1,2,3-Trichloropropane	ug/L	50	50.2	100	70-130	
1,2,4-Trichlorobenzene	ug/L	50	52.2	104	70-130	
1,2-Dibromo-3-chloropropane	ug/L	50	53.2	106	70-130	
1,2-Dibromoethane (EDB)	ug/L	50	52.9	106	70-130	
1,2-Dichlorobenzene	ug/L	50	51.1	102	70-130	
1,2-Dichloroethane	ug/L	50	53.4	107	70-130	
1,2-Dichloropropane	ug/L	50	53.7	107	70-130	
1,3-Dichlorobenzene	ug/L	50	51.4	103	70-130	
1,3-Dichloropropane	ug/L	50	53.0	106	70-131	

Results presented on this page are in the units indicated by the "Units" column except where an alternate unit is presented to the right of the result.

REPORT OF LABORATORY ANALYSIS

This report shall not be reproduced, except in full,
without the written consent of Pace Analytical Services, LLC.

Pace Analytical Services, LLC
9800 Kincey Ave. Suite 100
Huntersville, NC 28078
(704)875-9092

QUALITY CONTROL DATA

Project: Colonial Pipeline (8/28 Soil)
Pace Project No.: 92493060

LABORATORY CONTROL SAMPLE: 2986697

Parameter	Units	Spike Conc.	LCS Result	LCS % Rec	% Rec Limits	Qualifiers
1,4-Dichlorobenzene	ug/L	50	51.5	103	70-130	
2,2-Dichloropropane	ug/L	50	58.5	117	69-130	
2-Butanone (MEK)	ug/L	100	111	111	64-135	
2-Chlorotoluene	ug/L	50	53.5	107	70-130	
2-Hexanone	ug/L	100	101	101	66-135	
4-Chlorotoluene	ug/L	50	51.6	103	70-130	
4-Methyl-2-pentanone (MIBK)	ug/L	100	104	104	70-130	
Acetone	ug/L	100	112	112	61-157	
Benzene	ug/L	50	53.4	107	70-130	
Bromobenzene	ug/L	50	50.4	101	70-130	
Bromochloromethane	ug/L	50	57.1	114	70-130	
Bromodichloromethane	ug/L	50	50.5	101	70-130	
Bromoform	ug/L	50	43.3	87	70-130	
Bromomethane	ug/L	50	46.0	92	38-130	v3
Carbon tetrachloride	ug/L	50	55.4	111	70-130	
Chlorobenzene	ug/L	50	51.5	103	70-130	
Chloroethane	ug/L	50	38.6	77	37-142	
Chloroform	ug/L	50	53.9	108	70-130	
Chloromethane	ug/L	50	37.8	76	48-130	
cis-1,2-Dichloroethene	ug/L	50	54.5	109	70-130	
cis-1,3-Dichloropropene	ug/L	50	59.1	118	70-130	
Dibromochloromethane	ug/L	50	53.5	107	70-130	
Dibromomethane	ug/L	50	54.2	108	70-130	
Dichlorodifluoromethane	ug/L	50	35.1	70	53-134	
Diisopropyl ether	ug/L	50	56.8	114	70-135	
Ethylbenzene	ug/L	50	51.4	103	70-130	
Hexachloro-1,3-butadiene	ug/L	50	58.7	117	68-132	
m&p-Xylene	ug/L	100	103	103	70-130	
Methyl-tert-butyl ether	ug/L	50	57.5	115	70-130	
Methylene Chloride	ug/L	50	52.2	104	67-132	
Naphthalene	ug/L	50	49.9	100	70-130	
o-Xylene	ug/L	50	51.6	103	70-131	
p-Isopropyltoluene	ug/L	50	51.6	103	70-130	
Styrene	ug/L	50	53.0	106	70-130	
Tetrachloroethene	ug/L	50	53.6	107	69-130	
Toluene	ug/L	50	52.2	104	70-130	
trans-1,2-Dichloroethene	ug/L	50	57.3	115	70-130	
trans-1,3-Dichloropropene	ug/L	50	56.8	114	70-130	
Trichloroethene	ug/L	50	56.9	114	70-130	
Trichlorofluoromethane	ug/L	50	42.0	84	63-130	
Vinyl acetate	ug/L	100	117	117	55-143	
Vinyl chloride	ug/L	50	38.6	77	70-131	
Xylene (Total)	ug/L	150	154	103	70-130	
1,2-Dichloroethane-d4 (S)	%			100	70-130	
4-Bromofluorobenzene (S)	%			100	70-130	
Toluene-d8 (S)	%			99	70-130	

Results presented on this page are in the units indicated by the "Units" column except where an alternate unit is presented to the right of the result.

REPORT OF LABORATORY ANALYSIS

This report shall not be reproduced, except in full,
without the written consent of Pace Analytical Services, LLC.

Pace Analytical Services, LLC
9800 Kincey Ave. Suite 100
Huntersville, NC 28078
(704)875-9092

QUALITY CONTROL DATA

Project: Colonial Pipeline (8/28 Soil)
Pace Project No.: 92493060

MATRIX SPIKE & MATRIX SPIKE DUPLICATE: 2986698 2986699

Parameter	Units	92492705006 Result	MS Spike Conc.	MSD Spike Conc.	MS Result	MSD Result	MS % Rec	MSD % Rec	% Rec Limits	RPD	Qual
1,1,1,2-Tetrachloroethane	ug/L	ND	20	20	20.5	21.5	102	108	73-134	5	
1,1,1-Trichloroethane	ug/L	ND	20	20	25.1	25.0	126	125	82-143	1	
1,1,2,2-Tetrachloroethane	ug/L	ND	20	20	21.0	20.8	105	104	70-136	1	
1,1,2-Trichloroethane	ug/L	ND	20	20	22.7	23.0	113	115	70-135	1	
1,1-Dichloroethane	ug/L	ND	20	20	24.7	25.1	123	125	70-139	2	
1,1-Dichloroethene	ug/L	ND	20	20	24.4	24.3	122	122	70-154	0	
1,1-Dichloropropene	ug/L	ND	20	20	24.4	25.2	122	126	70-149	3	
1,2,3-Trichlorobenzene	ug/L	ND	20	20	19.4	20.7	97	104	70-135	6	
1,2,3-Trichloropropane	ug/L	ND	20	20	21.3	22.3	107	111	71-137	4	
1,2,4-Trichlorobenzene	ug/L	ND	20	20	18.3	20.7	91	103	73-140	12	
1,2-Dibromo-3-chloropropane	ug/L	ND	20	20	22.0	22.4	110	112	65-134	2	
1,2-Dibromoethane (EDB)	ug/L	ND	20	20	23.1	22.8	115	114	70-137	1	
1,2-Dichlorobenzene	ug/L	ND	20	20	21.2	21.7	106	109	70-133	3	
1,2-Dichloroethane	ug/L	ND	20	20	23.2	23.5	116	118	70-137	1	
1,2-Dichloropropane	ug/L	ND	20	20	23.7	23.9	118	120	70-140	1	
1,3-Dichlorobenzene	ug/L	ND	20	20	20.9	21.6	104	108	70-135	3	
1,3-Dichloropropane	ug/L	ND	20	20	22.8	22.2	114	111	70-143	3	
1,4-Dichlorobenzene	ug/L	ND	20	20	20.2	21.4	101	107	70-133	5	
2,2-Dichloropropane	ug/L	ND	20	20	21.4	21.4	107	107	61-148	0	
2-Butanone (MEK)	ug/L	ND	40	40	49.5	51.8	124	130	60-139	5	
2-Chlorotoluene	ug/L	ND	20	20	22.4	22.3	112	112	70-144	0	
2-Hexanone	ug/L	ND	40	40	45.1	46.5	113	116	65-138	3	
4-Chlorotoluene	ug/L	ND	20	20	20.7	22.1	103	111	70-137	7	
4-Methyl-2-pentanone (MIBK)	ug/L	ND	40	40	45.4	45.9	113	115	65-135	1	
Acetone	ug/L	ND	40	40	52.9	50.9	132	127	60-148	4	
Benzene	ug/L	ND	20	20	23.4	23.4	117	117	70-151	0	
Bromobenzene	ug/L	ND	20	20	20.7	22.1	103	111	70-136	7	
Bromochloromethane	ug/L	ND	20	20	25.1	25.2	126	126	70-141	0	
Bromodichloromethane	ug/L	ND	20	20	20.8	21.0	104	105	70-138	1	
Bromoform	ug/L	ND	20	20	17.4	17.3	87	86	63-130	1	
Bromomethane	ug/L	ND	20	20	13.8	16.0	69	80	15-152	15	v3
Carbon tetrachloride	ug/L	ND	20	20	23.5	24.0	117	120	70-143	2	
Chlorobenzene	ug/L	ND	20	20	22.1	22.2	110	111	70-138	0	
Chloroethane	ug/L	ND	20	20	17.7	18.3	89	92	52-163	3	
Chloroform	ug/L	ND	20	20	23.7	23.9	118	119	70-139	1	
Chloromethane	ug/L	ND	20	20	15.5	15.6	77	77	41-139	0	
cis-1,2-Dichloroethene	ug/L	ND	20	20	24.1	24.3	121	121	70-141	1	
cis-1,3-Dichloropropene	ug/L	ND	20	20	23.1	23.7	116	118	70-137	2	
Dibromochloromethane	ug/L	ND	20	20	20.7	21.7	104	108	70-134	5	
Dibromomethane	ug/L	ND	20	20	23.4	23.0	117	115	70-138	2	
Dichlorodifluoromethane	ug/L	ND	20	20	16.3	15.9	82	79	47-155	3	
Diisopropyl ether	ug/L	ND	20	20	24.8	24.8	120	120	63-144	0	
Ethylbenzene	ug/L	ND	20	20	22.3	22.1	111	111	66-153	1	
Hexachloro-1,3-butadiene	ug/L	ND	20	20	19.4	21.2	97	106	65-149	9	
m&p-Xylene	ug/L	ND	40	40	44.3	43.4	111	109	69-152	2	
Methyl-tert-butyl ether	ug/L	51.7	20	20	83.9	82.0	161	151	54-156	2	M1

Results presented on this page are in the units indicated by the "Units" column except where an alternate unit is presented to the right of the result.

REPORT OF LABORATORY ANALYSIS

This report shall not be reproduced, except in full,
without the written consent of Pace Analytical Services, LLC.

Pace Analytical Services, LLC
9800 Kincey Ave. Suite 100
Huntersville, NC 28078
(704)875-9092

QUALITY CONTROL DATA

Project: Colonial Pipeline (8/28 Soil)
Pace Project No.: 92493060

MATRIX SPIKE & MATRIX SPIKE DUPLICATE: 2986698 2986699

Parameter	Units	92492705006 Result	MS Spike Conc.	MSD Spike Conc.	MS Result	MSD Result	MS % Rec	MSD % Rec	% Rec Limits	RPD	Qual
Methylene Chloride	ug/L	ND	20	20	23.5	23.9	117	119	42-159	2	
Naphthalene	ug/L	ND	20	20	18.9	20.7	94	103	61-148	9	
o-Xylene	ug/L	1.2	20	20	24.3	22.7	115	108	70-148	7	
p-Isopropyltoluene	ug/L	ND	20	20	20.4	21.5	102	107	70-146	5	
Styrene	ug/L	ND	20	20	20.6	19.6	103	98	70-135	5	
Tetrachloroethene	ug/L	ND	20	20	22.3	22.8	111	114	59-143	2	
Toluene	ug/L	ND	20	20	22.6	23.3	113	116	59-148	3	
trans-1,2-Dichloroethene	ug/L	ND	20	20	25.1	25.2	126	126	70-146	0	
trans-1,3-Dichloropropene	ug/L	ND	20	20	22.2	23.0	111	115	70-135	3	
Trichloroethene	ug/L	ND	20	20	24.4	24.5	122	122	70-147	0	
Trichlorofluoromethane	ug/L	ND	20	20	19.1	19.5	96	97	70-148	2	
Vinyl acetate	ug/L	ND	40	40	42.2	42.0	105	105	49-151	0	
Vinyl chloride	ug/L	ND	20	20	17.6	17.5	88	87	70-156	1	
Xylene (Total)	ug/L	1.2	60	60	68.6	66.1	112	108	63-158	4	
1,2-Dichloroethane-d4 (S)	%						104	102	70-130		
4-Bromofluorobenzene (S)	%						103	100	70-130		
Toluene-d8 (S)	%						99	98	70-130		

Results presented on this page are in the units indicated by the "Units" column except where an alternate unit is presented to the right of the result.

REPORT OF LABORATORY ANALYSIS

This report shall not be reproduced, except in full,
without the written consent of Pace Analytical Services, LLC.

Pace Analytical Services, LLC
9800 Kincey Ave. Suite 100
Huntersville, NC 28078
(704)875-9092

QUALITY CONTROL DATA

Project: Colonial Pipeline (8/28 Soil)
Pace Project No.: 92493060

QC Batch: 563208
QC Batch Method: ASTM D2974-87
Analysis Method: ASTM D2974-87
Analysis Description: Dry Weight/Percent Moisture
Laboratory: Pace Analytical Services - Charlotte

Associated Lab Samples: 92493060001, 92493060002

SAMPLE DUPLICATE: 2986474

Parameter	Units	92492548001 Result	Dup Result	RPD	Qualifiers
Percent Moisture	%	26.1	26.7	2	

SAMPLE DUPLICATE: 2986574

Parameter	Units	92493090001 Result	Dup Result	RPD	Qualifiers
Percent Moisture	%	16.5	15.2	8	

Results presented on this page are in the units indicated by the "Units" column except where an alternate unit is presented to the right of the result.

REPORT OF LABORATORY ANALYSIS

This report shall not be reproduced, except in full,
without the written consent of Pace Analytical Services, LLC.

Pace Analytical Services, LLC
9800 Kincey Ave. Suite 100
Huntersville, NC 28078
(704)875-9092

QUALITY CONTROL DATA

Project: Colonial Pipeline (8/28 Soil)
Pace Project No.: 92493060

QC Batch: 1535244
QC Batch Method: SM 2540 G
Analysis Method: SM 2540G
Analysis Description: Total Solids 2540 G-2011
Laboratory: Pace National - Mt. Juliet
Associated Lab Samples: 92493060001, 92493060002

METHOD BLANK: R3565711-1 Matrix: Solid
Associated Lab Samples: 92493060001, 92493060002

Parameter	Units	Blank Result	Reporting Limit	Analyzed	Qualifiers
Total Solids	%	ND		08/31/20 05:32	

LABORATORY CONTROL SAMPLE: R3565711-2

Parameter	Units	Spike Conc.	LCS Result	LCS % Rec	% Rec Limits	Qualifiers
Total Solids	%	50.0	50.0	100	85.0-115	

SAMPLE DUPLICATE: R3565711-3

Parameter	Units	L1256331-01 Result	Dup Result	RPD	Qualifiers
Total Solids	%	81.3	81.7	0.475	

Results presented on this page are in the units indicated by the "Units" column except where an alternate unit is presented to the right of the result.

REPORT OF LABORATORY ANALYSIS

This report shall not be reproduced, except in full,
without the written consent of Pace Analytical Services, LLC.

Pace Analytical Services, LLC
9800 Kincey Ave. Suite 100
Huntersville, NC 28078
(704)875-9092

QUALIFIERS

Project: Colonial Pipeline (8/28 Soil)
Pace Project No.: 92493060

DEFINITIONS

DF - Dilution Factor, if reported, represents the factor applied to the reported data due to dilution of the sample aliquot.

ND - Not Detected at or above adjusted reporting limit.

TNTC - Too Numerous To Count

J - Estimated concentration above the adjusted method detection limit and below the adjusted reporting limit.

MDL - Adjusted Method Detection Limit.

PQL - Practical Quantitation Limit.

RL - Reporting Limit - The lowest concentration value that meets project requirements for quantitative data with known precision and bias for a specific analyte in a specific matrix.

S - Surrogate

1,2-Diphenylhydrazine decomposes to and cannot be separated from Azobenzene using Method 8270. The result for each analyte is a combined concentration.

Consistent with EPA guidelines, unrounded data are displayed and have been used to calculate % recovery and RPD values.

LCS(D) - Laboratory Control Sample (Duplicate)

MS(D) - Matrix Spike (Duplicate)

DUP - Sample Duplicate

RPD - Relative Percent Difference

NC - Not Calculable.

SG - Silica Gel - Clean-Up

U - Indicates the compound was analyzed for, but not detected.

Acid preservation may not be appropriate for 2 Chloroethylvinyl ether.

A separate vial preserved to a pH of 4-5 is recommended in SW846 Chapter 4 for the analysis of Acrolein and Acrylonitrile by EPA Method 8260.

N-Nitrosodiphenylamine decomposes and cannot be separated from Diphenylamine using Method 8270. The result reported for each analyte is a combined concentration.

Pace Analytical is TNI accredited. Contact your Pace PM for the current list of accredited analytes.

TNI - The NELAC Institute.

ANALYTE QUALIFIERS

L1	Analyte recovery in the laboratory control sample (LCS) was above QC limits. Results for this analyte in associated samples may be biased high.
M0	Matrix spike recovery and/or matrix spike duplicate recovery was outside laboratory control limits.
M1	Matrix spike recovery exceeded QC limits. Batch accepted based on laboratory control sample (LCS) recovery.
v1	The continuing calibration verification was above the method acceptance limit. Any detection for the analyte in the associated samples may have a high bias.
v2	The continuing calibration verification was below the method acceptance limit. The analyte was not detected in the associated samples and the sensitivity of the instrument was verified with a reporting limit check standard.
v3	The continuing calibration verification was below the method acceptance limit. Any detection for the analyte in the associated samples may have low bias.

This report shall not be reproduced, except in full,
without the written consent of Pace Analytical Services, LLC.

Pace Analytical Services, LLC
9800 Kincey Ave. Suite 100
Huntersville, NC 28078
(704)875-9092

QUALITY CONTROL DATA CROSS REFERENCE TABLE

Project: Colonial Pipeline (8/28 Soil)
Pace Project No.: 92493060

Lab ID	Sample ID	QC Batch Method	QC Batch	Analytical Method	Analytical Batch
92493060001	**MW-4 (5-7.5)**	MADEPV	1535707	MADEP VPH	1535707
92493060002	**MW-4 (15-17.5)**	MADEPV	1535707	MADEP VPH	1535707
92493060001	**MW-4 (5-7.5)**	EPA 5035A/5030B	563383	EPA 8260D	563414
92493060002	**MW-4 (15-17.5)**	EPA 5035A/5030B	563383	EPA 8260D	563414
92493060003	**TB-1**	EPA 8260D	563264		
92493060001	**MW-4 (5-7.5)**	ASTM D2974-87	563208		
92493060002	**MW-4 (15-17.5)**	ASTM D2974-87	563208		
92493060001	**MW-4 (5-7.5)**	SM 2540 G	1535244	SM 2540G	1535244
92493060002	**MW-4 (15-17.5)**	SM 2540 G	1535244	SM 2540G	1535244

This report shall not be reproduced, except in full,
without the written consent of Pace Analytical Services, LLC.

Pace Analytical	Document Name: **Sample Condition Upon Receipt(SCUR)**	Document Revised: February 7, 2018 Page 1 of 2
	Document No.: **F-CAR-CS-033-Rev.06**	Issuing Authority: Pace Carolinas Quality Office

Laboratory receiving samples:
Asheville ☐ Eden ☐ Greenwood ☐ Huntersville ☑ Raleigh ☐ Mechanicsville ☐

Sample Condition Upon Receipt

Client Name: AECOM

Project #: WO# : 92493060

92493060

Courier: ☐ Commercial ☑ Fed Ex ☐ UPS ☐ USPS ☐ Client ☑ Pace ☐ Other:____

Custody Seal Present? ☐ Yes ☐ No **Seals Intact?** ☐ Yes ☑ No

Date/Initials Person Examining Contents: KMG

Packing Material: ☐ Bubble Wrap ☑ Bubble Bags ☐ None ☐ Other

Biological Tissue Frozen? ☐ Yes ☐ No ☑ N/A

Thermometer: ☐ IR Gun ID: 92T061 **Type of Ice:** ☑ Wet ☐ Blue ☐ None

Cooler Temp (°C): 1.6 **Correction Factor:** Add/Subtract (°C) 0.0

Cooler Temp Corrected (°C): 1.6

Temp should be above freezing to 6°C
☐ Samples out of temp criteria. Samples on ice, cooling process has begun

USDA Regulated Soil (☐ N/A, water sample)
Did samples originate in a quarantine zone within the United States: CA, NY, or SC (check maps)? ☐ Yes ☑ No

Did samples originate from a foreign source (Internationally, including Hawaii and Puerto Rico)? ☐ Yes ☐ No

		Comments/Discrepancy:
Chain of Custody Present?	☑ Yes ☐ No ☐ N/A	1.
Samples Arrived within Hold Time?	☑ Yes ☐ No ☐ N/A	2.
Short Hold Time Analysis (<72 hr.)?	☐ Yes ☑ No ☐ N/A	3.
Rush Turn Around Time Requested?	☐ Yes ☐ No ☐ N/A	4.
Sufficient Volume?	☑ Yes ☐ No ☐ N/A	5.
Correct Containers Used?	☑ Yes ☐ No ☐ N/A	6.
-Pace Containers Used?	☑ Yes ☐ No ☐ N/A	
Containers Intact?	☑ Yes ☐ No ☐ N/A	7.
Dissolved analysis: Samples Field Filtered?	☐ Yes ☐ No ☑ N/A	8.
Sample Labels Match COC?	☐ Yes ☐ No ☑ N/A	9.
-Includes Date/Time/ID/Analysis Matrix: SL/WT		
Headspace in VOA Vials (>5-6mm)?	☐ Yes ☑ No ☐ N/A	10.
Trip Blank Present?	☐ Yes ☐ No ☑ N/A	11.
Trip Blank Custody Seals Present?	☑ Yes ☐ No ☐ N/A	

COMMENTS/SAMPLE DISCREPANCY

Field Data Required? ☐ Yes ☐ No

Lot ID of split containers:

CLIENT NOTIFICATION/RESOLUTION

Person contacted: _____ Date/Time: _____

Project Manager SCURF Review: NMG **Date:** 8/28/20

Project Manager SRF Review: NMG **Date:** 8/28/20

Pace Analytical®	Document Name: Sample Condition Upon Receipt(SCUR)	Document Revised: February 7, 2018 Page 1 of 2
	Document No.: F-CAR-CS-033-Rev.06	Issuing Authority: Pace Carolinas Quality Office

***Check mark top half of box if pH and/or dechlorination is verified and within the acceptance range for preservation samples.**

Exceptions: VOA, Coliform, TOC, Oil and Grease, DRO/8015 (water) DOC, LLHg

****Bottom half of box is to list number of bottle**

Projec **WO# : 92493060**

PM: NMG Due Date: 08/31/20

CLIENT: 92-AECOM CHA

Item#	BP4U-125 mL Plastic Unpreserved (N/A) (Cl-)	BP3U-250 mL Plastic Unpreserved (N/A)	BP2U-500 mL Plastic Unpreserved (N/A)	BP1U-1 liter Plastic Unpreserved (N/A)	BP4S-125 mL Plastic H2SO4 (pH < 2) (Cl-)	BP3N-250 mL plastic HNO3 (pH < 2)	BP4Z-125 mL Plastic ZN Acetate & NaOH (>9)	BP4C-125 mL Plastic NaOH (pH > 12) (Cl-)	WGFU-Wide-mouthed Glass jar Unpreserved	AG1U-1 liter Amber Unpreserved (N/A) (Cl-)	AG1H-1 liter Amber HCl (pH < 2)	AG3U-250 mL Amber Unpreserved (N/A) (Cl-	AG1S-1 liter Amber H2SO4 (pH < 2)	AG3S-250 mL Amber H2SO4 (pH < 2)	AG3A(DG3A)-250 mL Amber NH4Cl (N/A)(Cl-)	DG9H-40 mL VOA HCl (N/A)	VG9T-40 mL VOA Na2S2O3 (N/A)	VG9U-40 mL VOA Unp (N/A)	DG9P-40 mL VOA H3PO4 (N/A)	VOAK (6 vials per kit)-5035 kit (N/A)	V/GK (3 vials per kit)-VPH/Gas kit (N/A)	SP5T-125 mL Sterile Plastic (N/A – lab)	SP2T-250 mL Sterile Plastic (N/A – lab)		BP3A-250 mL Plastic (NH2)2SO4 (9.3-9.7)	AG0U-100 mL Amber Unpreserved vials (N/A)	VSGU-20 mL Scintillation vials (N/A)	DG9U-40 mL Amber Unpreserved vials (N/A)
1																					6							
2																					6							
3																2												
4																												
5																												
6																												
7																												
8																												
9																												
10																												
11																												
12																												

pH Adjustment Log for Preserved Samples

Sample ID	Type of Preservative	pH upon receipt	Date preservation adjusted	Time preservation adjusted	Amount of Preservative added	Lot #

Note: Whenever there is a discrepancy affecting North Carolina compliance samples, a copy of this form will be sent to the North Carolina DEHNR Certification Office (I.e. Out of hold, incorrect preservative, out of temp, incorrect containers.

Pace Analytical
WWW.PACELABS.COM

CHAIN-OF-CUSTODY / Analytical Request Document

The Chain-of-Custody is a LEGAL DOCUMENT. All relevant fields must be completed accurately.

Page : 1 Of 1

Section A Required Client Information:	Section B Required Project Information:	Section C Invoice Information:
Company: AECOM, Charlotte	Report To: Wreschnig, Andrew	Attention:
Address: 6000 Fairview Road	Copy To:	Company Name:
Suite 200, Charlotte, NC 28210		Address:
Email: andrew.wreschnig@aecom.com	Purchase Order #:	Pace Quote:
Phone: (980)221-7831 Fax	Project Name: Colonial Pipeline	Pace Project Manager: nicole.gasiorowski@pacelabs.com,
Requested Due Date:	Project #:	Pace Profile #: 12518

Regulatory Agency

State / Location: NC

Requested Analysis Filtered (Y/N)

ITEM #	SAMPLE ID (One Character per box. (A-Z, 0-9 / , -) Sample Ids must be unique)	MATRIX CODE (see valid codes to left)	SAMPLE TYPE (G=GRAB C=COMP)	COLLECTED START DATE	COLLECTED START TIME	COLLECTED END DATE	COLLECTED END TIME	SAMPLE TEMP AT COLLECTION	# OF CONTAINERS	Preservatives: Unpreserved	H2SO4	HNO3	HCl	NaOH	Na2S2O3	Methanol	Other DI WATER	Y/N	Analyses Test: Base 8260	VPH	6010 Lead	504.1 EDB	Trip BLANK	Residual Chlorine (Y/N)	92493060
1	MW-4 (5-7.5)	SL	G	8/28/20	1020			20	6							X			X	X			X		001
2	MW-4 (15-17.5)	SL	G	8/28/20	1030			20	6							X			X	X			X		002
3	TB-1	WT	G	8/28/20	—			—	2				X				X		X	X			X		003
4																									
5																									
6																									
7																									
8																									
9																									
10																									
11																									
12																									

MATRIX CODE: Drinking Water DW; Water WT; Waste Water WW; Product P; Soil/Solid SL; Oil OL; Wipe WP; Air AR; Other OT; Tissue TS

ADDITIONAL COMMENTS	RELINQUISHED BY / AFFILIATION	DATE	TIME	ACCEPTED BY / AFFILIATION	DATE	TIME	SAMPLE CONDITIONS
		8/28/20	1530		8/28/20	1550	
		8/28/20	1610		8/28/20	1612	4.6 Y N Y

SAMPLER NAME AND SIGNATURE

PRINT Name of SAMPLER:

SIGNATURE of SAMPLER:

DATE Signed: 8/28/20

TEMP in C	Received on Ice (Y/N)	Custody Sealed Cooler (Y/N)	Samples Intact (Y/N)

Pace Analytical Services, LLC
9800 Kincey Ave. Suite 100
Huntersville, NC 28078
(704)875-9092

August 31, 2020

Andrew Wreschnig
AECOM
6000 Fairview Road
Suite 200
Charlotte, NC 28210

RE: Project: Colonial Pipeline (8/28 GW)
Pace Project No.: 92493062

Dear Andrew Wreschnig:

Enclosed are the analytical results for sample(s) received by the laboratory on August 28, 2020. The results relate only to the samples included in this report. Results reported herein conform to the applicable TNI/NELAC Standards and the laboratory's Quality Manual, where applicable, unless otherwise noted in the body of the report.

The test results provided in this final report were generated by each of the following laboratories within the Pace Network:

- Pace National - Mt. Juliet
- Pace Analytical Services - Asheville
- Pace Analytical Services - Charlotte

If you have any questions concerning this report, please feel free to contact me.

Sincerely,

Nicole Gasiorowski

Nicole Gasiorowski
nicole.gasiorowski@pacelabs.com
(704)875-9092
Project Manager

Enclosures

cc: Jeff Morrison, Colonial Pipeline Company

This report shall not be reproduced, except in full,
without the written consent of Pace Analytical Services, LLC.

Pace Analytical Services, LLC
9800 Kincey Ave. Suite 100
Huntersville, NC 28078
(704)875-9092

CERTIFICATIONS

Project: Colonial Pipeline (8/28 GW)
Pace Project No.: 92493062

Pace Analytical Services National

12065 Lebanon Road, Mt. Juliet, TN 37122
Alabama Certification #: 40660
Alaska Certification 17-026
Arizona Certification #: AZ0612
Arkansas Certification #: 88-0469
California Certification #: 2932
Canada Certification #: 1461.01
Colorado Certification #: TN00003
Connecticut Certification #: PH-0197
DOD Certification: #1461.01
EPA# TN00003
Florida Certification #: E87487
Georgia DW Certification #: 923
Georgia Certification: NELAP
Idaho Certification #: TN00003
Illinois Certification #: 200008
Indiana Certification #: C-TN-01
Iowa Certification #: 364
Kansas Certification #: E-10277
Kentucky UST Certification #: 16
Kentucky Certification #: 90010
Louisiana Certification #: AI30792
Louisiana DW Certification #: LA180010
Maine Certification #: TN0002
Maryland Certification #: 324
Massachusetts Certification #: M-TN003
Michigan Certification #: 9958
Minnesota Certification #: 047-999-395
Mississippi Certification #: TN00003
Missouri Certification #: 340
Montana Certification #: CERT0086
Nebraska Certification #: NE-OS-15-05
Nevada Certification #: TN-03-2002-34
New Hampshire Certification #: 2975
New Jersey Certification #: TN002
New Mexico DW Certification
New York Certification #: 11742
North Carolina Aquatic Toxicity Certification #: 41
North Carolina Drinking Water Certification #: 21704
North Carolina Environmental Certificate #: 375
North Dakota Certification #: R-140
Ohio VAP Certification #: CL0069
Oklahoma Certification #: 9915
Oregon Certification #: TN200002
Pennsylvania Certification #: 68-02979
Rhode Island Certification #: LAO00356
South Carolina Certification #: 84004
South Dakota Certification
Tennessee DW/Chem/Micro Certification #: 2006
Texas Certification #: T 104704245-17-14
Texas Mold Certification #: LAB0152
USDA Soil Permit #: P330-15-00234
Utah Certification #: TN00003
Virginia Certification #: VT2006
Vermont Dept. of Health: ID# VT-2006
Virginia Certification #: 460132
Washington Certification #: C847
West Virginia Certification #: 233
Wisconsin Certification #: 9980939910
Wyoming UST Certification #: via A2LA 2926.01
A2LA-ISO 17025 Certification #: 1461.01
A2LA-ISO 17025 Certification #: 1461.02
AIHA-LAP/LLC EMLAP Certification #:100789

Pace Analytical Services Charlotte

9800 Kincey Ave. Ste 100, Huntersville, NC 28078
Louisiana/NELAP Certification # LA170028
North Carolina Drinking Water Certification #: 37706
North Carolina Field Services Certification #: 5342
North Carolina Wastewater Certification #: 12
South Carolina Certification #: 99006001
Florida/NELAP Certification #: E87627
Kentucky UST Certification #: 84
Virginia/VELAP Certification #: 460221

Pace Analytical Services Asheville

2225 Riverside Drive, Asheville, NC 28804
Florida/NELAP Certification #: E87648
Massachusetts Certification #: M-NC030
North Carolina Drinking Water Certification #: 37712
North Carolina Wastewater Certification #: 40
South Carolina Certification #: 99030001
Virginia/VELAP Certification #: 460222

REPORT OF LABORATORY ANALYSIS

This report shall not be reproduced, except in full,
without the written consent of Pace Analytical Services, LLC.

Pace Analytical Services, LLC
9800 Kincey Ave. Suite 100
Huntersville, NC 28078
(704)875-9092

SAMPLE ANALYTE COUNT

Project: Colonial Pipeline (8/28 GW)
Pace Project No.: 92493062

Lab ID	Sample ID	Method	Analysts	Analytes Reported	Laboratory
92493062001	**MW-1**	EPA 504.1	JMS1	2	PASI-C
		MADEP VPH	DWR	6	PAN
		EPA 6010D	DS	1	PASI-A
		SM 6200B	CL	62	PASI-C
92493062002	**MW-2**	EPA 504.1	JMS1	2	PASI-C
		MADEP VPH	DWR	6	PAN
		EPA 6010D	DS	1	PASI-A
		SM 6200B	CL	62	PASI-C
92493062003	**MW-3**	EPA 504.1	JMS1	2	PASI-C
		MADEP VPH	DWR	6	PAN
		EPA 6010D	DS	1	PASI-A
		SM 6200B	CL	62	PASI-C
92493062004	**TB-2**	SM 6200B	CL	62	PASI-C

PAN = Pace National - Mt. Juliet
PASI-A = Pace Analytical Services - Asheville
PASI-C = Pace Analytical Services - Charlotte

This report shall not be reproduced, except in full,
without the written consent of Pace Analytical Services, LLC.

Pace Analytical Services, LLC
9800 Kincey Ave. Suite 100
Huntersville, NC 28078
(704)875-9092

ANALYTICAL RESULTS

Project: Colonial Pipeline (8/28 GW)
Pace Project No.: 92493062

Sample: MW-1 **Lab ID: 92493062001** Collected: 08/28/20 12:40 Received: 08/28/20 15:50 Matrix: Water

Parameters	Results	Units	Report Limit	DF	Prepared	Analyzed	CAS No.	Qual
504 GCS EDB and DBCP	Analytical Method: EPA 504.1 Preparation Method: EPA 504.1 Pace Analytical Services - Charlotte							
1,2-Dibromoethane (EDB)	ND	ug/L	0.022	1	08/30/20 09:49	08/30/20 11:57	106-93-4	
Surrogates								
1-Chloro-2-bromopropane (S)	91	%	70-130	1	08/30/20 09:49	08/30/20 11:57	301-79-56	
MADEPV	Analytical Method: MADEP VPH Preparation Method: MADEPV Pace National - Mt. Juliet							
Aliphatic (C05-C08)	ND	ug/L	100	1	08/30/20 02:03	08/30/20 02:03		R1
Aliphatic (C09-C12)	ND	ug/L	100	1	08/30/20 02:03	08/30/20 02:03		R1
Aromatic (C09-C10),Unadjusted	ND	ug/L	100	1	08/30/20 02:03	08/30/20 02:03	TPHC9C10A	
Total VPH	ND	ug/L	100	1	08/30/20 02:03	08/30/20 02:03	VPH	R1
Surrogates								
2,5-Dibromotoluene (FID)	97.1	%	70.0-130	1	08/30/20 02:03	08/30/20 02:03	615-59-8FID	
2,5-Dibromotoluene (PID)	83.6	%	70.0-130	1	08/30/20 02:03	08/30/20 02:03	615-59-8PID	
6010 MET ICP	Analytical Method: EPA 6010D Preparation Method: EPA 3010A Pace Analytical Services - Asheville							
Lead	ND	ug/L	5.0	1	08/29/20 02:01	08/29/20 15:48	7439-92-1	
6200B MSV	Analytical Method: SM 6200B Pace Analytical Services - Charlotte							
Benzene	ND	ug/L	0.50	1		08/29/20 08:00	71-43-2	
Bromobenzene	ND	ug/L	0.50	1		08/29/20 08:00	108-86-1	
Bromochloromethane	ND	ug/L	0.50	1		08/29/20 08:00	74-97-5	
Bromodichloromethane	ND	ug/L	0.50	1		08/29/20 08:00	75-27-4	
Bromoform	ND	ug/L	0.50	1		08/29/20 08:00	75-25-2	
Bromomethane	ND	ug/L	5.0	1		08/29/20 08:00	74-83-9	
n-Butylbenzene	ND	ug/L	0.50	1		08/29/20 08:00	104-51-8	
sec-Butylbenzene	ND	ug/L	0.50	1		08/29/20 08:00	135-98-8	
tert-Butylbenzene	ND	ug/L	0.50	1		08/29/20 08:00	98-06-6	
Carbon tetrachloride	ND	ug/L	0.50	1		08/29/20 08:00	56-23-5	
Chlorobenzene	ND	ug/L	0.50	1		08/29/20 08:00	108-90-7	
Chloroethane	ND	ug/L	1.0	1		08/29/20 08:00	75-00-3	
Chloroform	ND	ug/L	0.50	1		08/29/20 08:00	67-66-3	
Chloromethane	ND	ug/L	1.0	1		08/29/20 08:00	74-87-3	
2-Chlorotoluene	ND	ug/L	0.50	1		08/29/20 08:00	95-49-8	
4-Chlorotoluene	ND	ug/L	0.50	1		08/29/20 08:00	106-43-4	
1,2-Dibromo-3-chloropropane	ND	ug/L	1.0	1		08/29/20 08:00	96-12-8	
Dibromochloromethane	ND	ug/L	0.50	1		08/29/20 08:00	124-48-1	
Dibromomethane	ND	ug/L	0.50	1		08/29/20 08:00	74-95-3	
1,2-Dichlorobenzene	ND	ug/L	0.50	1		08/29/20 08:00	95-50-1	
1,3-Dichlorobenzene	ND	ug/L	0.50	1		08/29/20 08:00	541-73-1	
1,4-Dichlorobenzene	ND	ug/L	0.50	1		08/29/20 08:00	106-46-7	
Dichlorodifluoromethane	ND	ug/L	0.50	1		08/29/20 08:00	75-71-8	
1,1-Dichloroethane	ND	ug/L	0.50	1		08/29/20 08:00	75-34-3	
1,2-Dichloroethane	ND	ug/L	0.50	1		08/29/20 08:00	107-06-2	
1,1-Dichloroethene	ND	ug/L	0.50	1		08/29/20 08:00	75-35-4	

REPORT OF LABORATORY ANALYSIS

This report shall not be reproduced, except in full,
without the written consent of Pace Analytical Services, LLC.

Pace Analytical Services, LLC
9800 Kincey Ave. Suite 100
Huntersville, NC 28078
(704)875-9092

ANALYTICAL RESULTS

Project: Colonial Pipeline (8/28 GW)
Pace Project No.: 92493062

Sample: MW-1 **Lab ID: 92493062001** Collected: 08/28/20 12:40 Received: 08/28/20 15:50 Matrix: Water

Parameters	Results	Units	Report Limit	DF	Prepared	Analyzed	CAS No.	Qual
6200B MSV	Analytical Method: SM 6200B Pace Analytical Services - Charlotte							
cis-1,2-Dichloroethene	ND	ug/L	0.50	1		08/29/20 08:00	156-59-2	
trans-1,2-Dichloroethene	ND	ug/L	0.50	1		08/29/20 08:00	156-60-5	
1,2-Dichloropropane	ND	ug/L	0.50	1		08/29/20 08:00	78-87-5	
1,3-Dichloropropane	ND	ug/L	0.50	1		08/29/20 08:00	142-28-9	
2,2-Dichloropropane	ND	ug/L	0.50	1		08/29/20 08:00	594-20-7	
1,1-Dichloropropene	ND	ug/L	0.50	1		08/29/20 08:00	563-58-6	
cis-1,3-Dichloropropene	ND	ug/L	0.50	1		08/29/20 08:00	10061-01-5	
trans-1,3-Dichloropropene	ND	ug/L	0.50	1		08/29/20 08:00	10061-02-6	
Diisopropyl ether	ND	ug/L	0.50	1		08/29/20 08:00	108-20-3	
Ethylbenzene	ND	ug/L	0.50	1		08/29/20 08:00	100-41-4	
Hexachloro-1,3-butadiene	ND	ug/L	2.0	1		08/29/20 08:00	87-68-3	
Isopropylbenzene (Cumene)	ND	ug/L	0.50	1		08/29/20 08:00	98-82-8	
Methylene Chloride	ND	ug/L	2.0	1		08/29/20 08:00	75-09-2	
Methyl-tert-butyl ether	ND	ug/L	0.50	1		08/29/20 08:00	1634-04-4	
Naphthalene	ND	ug/L	2.0	1		08/29/20 08:00	91-20-3	
n-Propylbenzene	ND	ug/L	0.50	1		08/29/20 08:00	103-65-1	
Styrene	ND	ug/L	0.50	1		08/29/20 08:00	100-42-5	
1,1,1,2-Tetrachloroethane	ND	ug/L	0.50	1		08/29/20 08:00	630-20-6	
1,1,2,2-Tetrachloroethane	ND	ug/L	0.50	1		08/29/20 08:00	79-34-5	
Tetrachloroethene	ND	ug/L	0.50	1		08/29/20 08:00	127-18-4	
Toluene	ND	ug/L	0.50	1		08/29/20 08:00	108-88-3	
1,2,3-Trichlorobenzene	ND	ug/L	2.0	1		08/29/20 08:00	87-61-6	
1,2,4-Trichlorobenzene	ND	ug/L	2.0	1		08/29/20 08:00	120-82-1	
1,1,1-Trichloroethane	ND	ug/L	0.50	1		08/29/20 08:00	71-55-6	
1,1,2-Trichloroethane	ND	ug/L	0.50	1		08/29/20 08:00	79-00-5	
Trichloroethene	ND	ug/L	0.50	1		08/29/20 08:00	79-01-6	
Trichlorofluoromethane	ND	ug/L	1.0	1		08/29/20 08:00	75-69-4	
1,2,3-Trichloropropane	ND	ug/L	0.50	1		08/29/20 08:00	96-18-4	
1,2,4-Trimethylbenzene	ND	ug/L	0.50	1		08/29/20 08:00	95-63-6	
1,3,5-Trimethylbenzene	ND	ug/L	0.50	1		08/29/20 08:00	108-67-8	
Vinyl chloride	ND	ug/L	1.0	1		08/29/20 08:00	75-01-4	
m&p-Xylene	ND	ug/L	1.0	1		08/29/20 08:00	179601-23-1	
o-Xylene	ND	ug/L	0.50	1		08/29/20 08:00	95-47-6	
Surrogates								
1,2-Dichloroethane-d4 (S)	99	%	70-130	1		08/29/20 08:00	17060-07-0	
4-Bromofluorobenzene (S)	101	%	70-130	1		08/29/20 08:00	460-00-4	
Toluene-d8 (S)	104	%	70-130	1		08/29/20 08:00	2037-26-5	

REPORT OF LABORATORY ANALYSIS

This report shall not be reproduced, except in full,
without the written consent of Pace Analytical Services, LLC.

Pace Analytical Services, LLC
9800 Kincey Ave. Suite 100
Huntersville, NC 28078
(704)875-9092

ANALYTICAL RESULTS

Project: Colonial Pipeline (8/28 GW)
Pace Project No.: 92493062

Sample: MW-2 **Lab ID: 92493062002** Collected: 08/28/20 11:30 Received: 08/28/20 15:50 Matrix: Water

Parameters	Results	Units	Report Limit	DF	Prepared	Analyzed	CAS No.	Qual
504 GCS EDB and DBCP	Analytical Method: EPA 504.1 Preparation Method: EPA 504.1 Pace Analytical Services - Charlotte							
1,2-Dibromoethane (EDB)	ND	ug/L	0.021	1	08/30/20 09:49	08/30/20 12:33	106-93-4	
Surrogates								
1-Chloro-2-bromopropane (S)	94	%	70-130	1	08/30/20 09:49	08/30/20 12:33	301-79-56	
MADEPV	Analytical Method: MADEP VPH Preparation Method: MADEPV Pace National - Mt. Juliet							
Aliphatic (C05-C08)	ND	ug/L	100	1	08/30/20 03:07	08/30/20 03:07		R1
Aliphatic (C09-C12)	ND	ug/L	100	1	08/30/20 03:07	08/30/20 03:07		R1
Aromatic (C09-C10),Unadjusted	ND	ug/L	100	1	08/30/20 03:07	08/30/20 03:07	TPHC9C10A	
Total VPH	ND	ug/L	100	1	08/30/20 03:07	08/30/20 03:07	VPH	R1
Surrogates								
2,5-Dibromotoluene (FID)	97.3	%	70.0-130	1	08/30/20 03:07	08/30/20 03:07	615-59-8FID	
2,5-Dibromotoluene (PID)	82.2	%	70.0-130	1	08/30/20 03:07	08/30/20 03:07	615-59-8PID	
6010 MET ICP	Analytical Method: EPA 6010D Preparation Method: EPA 3010A Pace Analytical Services - Asheville							
Lead	ND	ug/L	5.0	1	08/29/20 02:01	08/29/20 15:52	7439-92-1	
6200B MSV	Analytical Method: SM 6200B Pace Analytical Services - Charlotte							
Benzene	ND	ug/L	0.50	1		08/29/20 08:18	71-43-2	
Bromobenzene	ND	ug/L	0.50	1		08/29/20 08:18	108-86-1	
Bromochloromethane	ND	ug/L	0.50	1		08/29/20 08:18	74-97-5	
Bromodichloromethane	ND	ug/L	0.50	1		08/29/20 08:18	75-27-4	
Bromoform	ND	ug/L	0.50	1		08/29/20 08:18	75-25-2	
Bromomethane	ND	ug/L	5.0	1		08/29/20 08:18	74-83-9	
n-Butylbenzene	ND	ug/L	0.50	1		08/29/20 08:18	104-51-8	
sec-Butylbenzene	ND	ug/L	0.50	1		08/29/20 08:18	135-98-8	
tert-Butylbenzene	ND	ug/L	0.50	1		08/29/20 08:18	98-06-6	
Carbon tetrachloride	ND	ug/L	0.50	1		08/29/20 08:18	56-23-5	
Chlorobenzene	ND	ug/L	0.50	1		08/29/20 08:18	108-90-7	
Chloroethane	ND	ug/L	1.0	1		08/29/20 08:18	75-00-3	
Chloroform	ND	ug/L	0.50	1		08/29/20 08:18	67-66-3	
Chloromethane	ND	ug/L	1.0	1		08/29/20 08:18	74-87-3	
2-Chlorotoluene	ND	ug/L	0.50	1		08/29/20 08:18	95-49-8	
4-Chlorotoluene	ND	ug/L	0.50	1		08/29/20 08:18	106-43-4	
1,2-Dibromo-3-chloropropane	ND	ug/L	1.0	1		08/29/20 08:18	96-12-8	
Dibromochloromethane	ND	ug/L	0.50	1		08/29/20 08:18	124-48-1	
Dibromomethane	ND	ug/L	0.50	1		08/29/20 08:18	74-95-3	
1,2-Dichlorobenzene	ND	ug/L	0.50	1		08/29/20 08:18	95-50-1	
1,3-Dichlorobenzene	ND	ug/L	0.50	1		08/29/20 08:18	541-73-1	
1,4-Dichlorobenzene	ND	ug/L	0.50	1		08/29/20 08:18	106-46-7	
Dichlorodifluoromethane	ND	ug/L	0.50	1		08/29/20 08:18	75-71-8	
1,1-Dichloroethane	ND	ug/L	0.50	1		08/29/20 08:18	75-34-3	
1,2-Dichloroethane	ND	ug/L	0.50	1		08/29/20 08:18	107-06-2	
1,1-Dichloroethene	ND	ug/L	0.50	1		08/29/20 08:18	75-35-4	

REPORT OF LABORATORY ANALYSIS

This report shall not be reproduced, except in full,
without the written consent of Pace Analytical Services, LLC.

Pace Analytical Services, LLC
9800 Kincey Ave. Suite 100
Huntersville, NC 28078
(704)875-9092

ANALYTICAL RESULTS

Project: Colonial Pipeline (8/28 GW)
Pace Project No.: 92493062

Sample: MW-2 **Lab ID: 92493062002** Collected: 08/28/20 11:30 Received: 08/28/20 15:50 Matrix: Water

Parameters	Results	Units	Report Limit	DF	Prepared	Analyzed	CAS No.	Qual
6200B MSV	Analytical Method: SM 6200B Pace Analytical Services - Charlotte							
cis-1,2-Dichloroethene	ND	ug/L	0.50	1		08/29/20 08:18	156-59-2	
trans-1,2-Dichloroethene	ND	ug/L	0.50	1		08/29/20 08:18	156-60-5	
1,2-Dichloropropane	ND	ug/L	0.50	1		08/29/20 08:18	78-87-5	
1,3-Dichloropropane	ND	ug/L	0.50	1		08/29/20 08:18	142-28-9	
2,2-Dichloropropane	ND	ug/L	0.50	1		08/29/20 08:18	594-20-7	
1,1-Dichloropropene	ND	ug/L	0.50	1		08/29/20 08:18	563-58-6	
cis-1,3-Dichloropropene	ND	ug/L	0.50	1		08/29/20 08:18	10061-01-5	
trans-1,3-Dichloropropene	ND	ug/L	0.50	1		08/29/20 08:18	10061-02-6	
Diisopropyl ether	ND	ug/L	0.50	1		08/29/20 08:18	108-20-3	
Ethylbenzene	ND	ug/L	0.50	1		08/29/20 08:18	100-41-4	
Hexachloro-1,3-butadiene	ND	ug/L	2.0	1		08/29/20 08:18	87-68-3	
Isopropylbenzene (Cumene)	ND	ug/L	0.50	1		08/29/20 08:18	98-82-8	
Methylene Chloride	ND	ug/L	2.0	1		08/29/20 08:18	75-09-2	
Methyl-tert-butyl ether	ND	ug/L	0.50	1		08/29/20 08:18	1634-04-4	
Naphthalene	ND	ug/L	2.0	1		08/29/20 08:18	91-20-3	
n-Propylbenzene	ND	ug/L	0.50	1		08/29/20 08:18	103-65-1	
Styrene	ND	ug/L	0.50	1		08/29/20 08:18	100-42-5	
1,1,1,2-Tetrachloroethane	ND	ug/L	0.50	1		08/29/20 08:18	630-20-6	
1,1,2,2-Tetrachloroethane	ND	ug/L	0.50	1		08/29/20 08:18	79-34-5	
Tetrachloroethene	ND	ug/L	0.50	1		08/29/20 08:18	127-18-4	
Toluene	ND	ug/L	0.50	1		08/29/20 08:18	108-88-3	
1,2,3-Trichlorobenzene	ND	ug/L	2.0	1		08/29/20 08:18	87-61-6	
1,2,4-Trichlorobenzene	ND	ug/L	2.0	1		08/29/20 08:18	120-82-1	
1,1,1-Trichloroethane	ND	ug/L	0.50	1		08/29/20 08:18	71-55-6	
1,1,2-Trichloroethane	ND	ug/L	0.50	1		08/29/20 08:18	79-00-5	
Trichloroethene	ND	ug/L	0.50	1		08/29/20 08:18	79-01-6	
Trichlorofluoromethane	ND	ug/L	1.0	1		08/29/20 08:18	75-69-4	
1,2,3-Trichloropropane	ND	ug/L	0.50	1		08/29/20 08:18	96-18-4	
1,2,4-Trimethylbenzene	ND	ug/L	0.50	1		08/29/20 08:18	95-63-6	
1,3,5-Trimethylbenzene	ND	ug/L	0.50	1		08/29/20 08:18	108-67-8	
Vinyl chloride	ND	ug/L	1.0	1		08/29/20 08:18	75-01-4	
m&p-Xylene	ND	ug/L	1.0	1		08/29/20 08:18	179601-23-1	
o-Xylene	ND	ug/L	0.50	1		08/29/20 08:18	95-47-6	
Surrogates								
1,2-Dichloroethane-d4 (S)	99	%	70-130	1		08/29/20 08:18	17060-07-0	
4-Bromofluorobenzene (S)	102	%	70-130	1		08/29/20 08:18	460-00-4	
Toluene-d8 (S)	104	%	70-130	1		08/29/20 08:18	2037-26-5	

REPORT OF LABORATORY ANALYSIS

This report shall not be reproduced, except in full,
without the written consent of Pace Analytical Services, LLC.

Pace Analytical Services, LLC
9800 Kincey Ave. Suite 100
Huntersville, NC 28078
(704)875-9092

ANALYTICAL RESULTS

Project: Colonial Pipeline (8/28 GW)
Pace Project No.: 92493062

Sample: MW-3 **Lab ID: 92493062003** Collected: 08/28/20 13:50 Received: 08/28/20 15:50 Matrix: Water

Parameters	Results	Units	Report Limit	DF	Prepared	Analyzed	CAS No.	Qual
504 GCS EDB and DBCP	Analytical Method: EPA 504.1 Preparation Method: EPA 504.1 Pace Analytical Services - Charlotte							
1,2-Dibromoethane (EDB)	ND	ug/L	0.020	1	08/30/20 09:49	08/30/20 12:56	106-93-4	
Surrogates								
1-Chloro-2-bromopropane (S)	92	%	70-130	1	08/30/20 09:49	08/30/20 12:56	301-79-56	
MADEPV	Analytical Method: MADEP VPH Preparation Method: MADEPV Pace National - Mt. Juliet							
Aliphatic (C05-C08)	ND	ug/L	100	1	08/30/20 03:40	08/30/20 03:40		R1
Aliphatic (C09-C12)	ND	ug/L	100	1	08/30/20 03:40	08/30/20 03:40		R1
Aromatic (C09-C10),Unadjusted	ND	ug/L	100	1	08/30/20 03:40	08/30/20 03:40	TPHC9C10A	
Total VPH	ND	ug/L	100	1	08/30/20 03:40	08/30/20 03:40	VPH	R1
Surrogates								
2,5-Dibromotoluene (FID)	98.0	%	70.0-130	1	08/30/20 03:40	08/30/20 03:40	615-59-8FID	
2,5-Dibromotoluene (PID)	83.4	%	70.0-130	1	08/30/20 03:40	08/30/20 03:40	615-59-8PID	
6010 MET ICP	Analytical Method: EPA 6010D Preparation Method: EPA 3010A Pace Analytical Services - Asheville							
Lead	ND	ug/L	10.0	2	08/29/20 02:01	08/30/20 18:48	7439-92-1	D3
6200B MSV	Analytical Method: SM 6200B Pace Analytical Services - Charlotte							
Benzene	ND	ug/L	0.50	1		08/29/20 08:36	71-43-2	
Bromobenzene	ND	ug/L	0.50	1		08/29/20 08:36	108-86-1	
Bromochloromethane	ND	ug/L	0.50	1		08/29/20 08:36	74-97-5	
Bromodichloromethane	ND	ug/L	0.50	1		08/29/20 08:36	75-27-4	
Bromoform	ND	ug/L	0.50	1		08/29/20 08:36	75-25-2	
Bromomethane	ND	ug/L	5.0	1		08/29/20 08:36	74-83-9	
n-Butylbenzene	ND	ug/L	0.50	1		08/29/20 08:36	104-51-8	
sec-Butylbenzene	ND	ug/L	0.50	1		08/29/20 08:36	135-98-8	
tert-Butylbenzene	ND	ug/L	0.50	1		08/29/20 08:36	98-06-6	
Carbon tetrachloride	ND	ug/L	0.50	1		08/29/20 08:36	56-23-5	
Chlorobenzene	ND	ug/L	0.50	1		08/29/20 08:36	108-90-7	
Chloroethane	ND	ug/L	1.0	1		08/29/20 08:36	75-00-3	
Chloroform	ND	ug/L	0.50	1		08/29/20 08:36	67-66-3	
Chloromethane	ND	ug/L	1.0	1		08/29/20 08:36	74-87-3	
2-Chlorotoluene	ND	ug/L	0.50	1		08/29/20 08:36	95-49-8	
4-Chlorotoluene	ND	ug/L	0.50	1		08/29/20 08:36	106-43-4	
1,2-Dibromo-3-chloropropane	ND	ug/L	1.0	1		08/29/20 08:36	96-12-8	
Dibromochloromethane	ND	ug/L	0.50	1		08/29/20 08:36	124-48-1	
Dibromomethane	ND	ug/L	0.50	1		08/29/20 08:36	74-95-3	
1,2-Dichlorobenzene	ND	ug/L	0.50	1		08/29/20 08:36	95-50-1	
1,3-Dichlorobenzene	ND	ug/L	0.50	1		08/29/20 08:36	541-73-1	
1,4-Dichlorobenzene	ND	ug/L	0.50	1		08/29/20 08:36	106-46-7	
Dichlorodifluoromethane	ND	ug/L	0.50	1		08/29/20 08:36	75-71-8	
1,1-Dichloroethane	ND	ug/L	0.50	1		08/29/20 08:36	75-34-3	
1,2-Dichloroethane	ND	ug/L	0.50	1		08/29/20 08:36	107-06-2	
1,1-Dichloroethene	ND	ug/L	0.50	1		08/29/20 08:36	75-35-4	

REPORT OF LABORATORY ANALYSIS

This report shall not be reproduced, except in full,
without the written consent of Pace Analytical Services, LLC.

Pace Analytical Services, LLC
9800 Kincey Ave. Suite 100
Huntersville, NC 28078
(704)875-9092

ANALYTICAL RESULTS

Project: Colonial Pipeline (8/28 GW)
Pace Project No.: 92493062

Sample: MW-3 **Lab ID: 92493062003** Collected: 08/28/20 13:50 Received: 08/28/20 15:50 Matrix: Water

Parameters	Results	Units	Report Limit	DF	Prepared	Analyzed	CAS No.	Qual
6200B MSV	Analytical Method: SM 6200B Pace Analytical Services - Charlotte							
cis-1,2-Dichloroethene	ND	ug/L	0.50	1		08/29/20 08:36	156-59-2	
trans-1,2-Dichloroethene	ND	ug/L	0.50	1		08/29/20 08:36	156-60-5	
1,2-Dichloropropane	ND	ug/L	0.50	1		08/29/20 08:36	78-87-5	
1,3-Dichloropropane	ND	ug/L	0.50	1		08/29/20 08:36	142-28-9	
2,2-Dichloropropane	ND	ug/L	0.50	1		08/29/20 08:36	594-20-7	
1,1-Dichloropropene	ND	ug/L	0.50	1		08/29/20 08:36	563-58-6	
cis-1,3-Dichloropropene	ND	ug/L	0.50	1		08/29/20 08:36	10061-01-5	
trans-1,3-Dichloropropene	ND	ug/L	0.50	1		08/29/20 08:36	10061-02-6	
Diisopropyl ether	ND	ug/L	0.50	1		08/29/20 08:36	108-20-3	
Ethylbenzene	ND	ug/L	0.50	1		08/29/20 08:36	100-41-4	
Hexachloro-1,3-butadiene	ND	ug/L	2.0	1		08/29/20 08:36	87-68-3	
Isopropylbenzene (Cumene)	ND	ug/L	0.50	1		08/29/20 08:36	98-82-8	
Methylene Chloride	ND	ug/L	2.0	1		08/29/20 08:36	75-09-2	
Methyl-tert-butyl ether	ND	ug/L	0.50	1		08/29/20 08:36	1634-04-4	
Naphthalene	ND	ug/L	2.0	1		08/29/20 08:36	91-20-3	
n-Propylbenzene	ND	ug/L	0.50	1		08/29/20 08:36	103-65-1	
Styrene	ND	ug/L	0.50	1		08/29/20 08:36	100-42-5	
1,1,1,2-Tetrachloroethane	ND	ug/L	0.50	1		08/29/20 08:36	630-20-6	
1,1,2,2-Tetrachloroethane	ND	ug/L	0.50	1		08/29/20 08:36	79-34-5	
Tetrachloroethene	ND	ug/L	0.50	1		08/29/20 08:36	127-18-4	
Toluene	ND	ug/L	0.50	1		08/29/20 08:36	108-88-3	
1,2,3-Trichlorobenzene	ND	ug/L	2.0	1		08/29/20 08:36	87-61-6	
1,2,4-Trichlorobenzene	ND	ug/L	2.0	1		08/29/20 08:36	120-82-1	
1,1,1-Trichloroethane	ND	ug/L	0.50	1		08/29/20 08:36	71-55-6	
1,1,2-Trichloroethane	ND	ug/L	0.50	1		08/29/20 08:36	79-00-5	
Trichloroethene	ND	ug/L	0.50	1		08/29/20 08:36	79-01-6	
Trichlorofluoromethane	ND	ug/L	1.0	1		08/29/20 08:36	75-69-4	
1,2,3-Trichloropropane	ND	ug/L	0.50	1		08/29/20 08:36	96-18-4	
1,2,4-Trimethylbenzene	ND	ug/L	0.50	1		08/29/20 08:36	95-63-6	
1,3,5-Trimethylbenzene	ND	ug/L	0.50	1		08/29/20 08:36	108-67-8	
Vinyl chloride	ND	ug/L	1.0	1		08/29/20 08:36	75-01-4	
m&p-Xylene	ND	ug/L	1.0	1		08/29/20 08:36	179601-23-1	
o-Xylene	ND	ug/L	0.50	1		08/29/20 08:36	95-47-6	
Surrogates								
1,2-Dichloroethane-d4 (S)	96	%	70-130	1		08/29/20 08:36	17060-07-0	
4-Bromofluorobenzene (S)	102	%	70-130	1		08/29/20 08:36	460-00-4	
Toluene-d8 (S)	106	%	70-130	1		08/29/20 08:36	2037-26-5	

REPORT OF LABORATORY ANALYSIS

This report shall not be reproduced, except in full,
without the written consent of Pace Analytical Services, LLC.

Pace Analytical Services, LLC
9800 Kincey Ave. Suite 100
Huntersville, NC 28078
(704)875-9092

ANALYTICAL RESULTS

Project: Colonial Pipeline (8/28 GW)
Pace Project No.: 92493062

Sample: TB-2 **Lab ID: 92493062004** Collected: 08/28/20 00:00 Received: 08/28/20 15:50 Matrix: Water

Parameters	Results	Units	Report Limit	DF	Prepared	Analyzed	CAS No.	Qual
6200B MSV	Analytical Method: SM 6200B Pace Analytical Services - Charlotte							
Benzene	ND	ug/L	0.50	1		08/29/20 07:42	71-43-2	
Bromobenzene	ND	ug/L	0.50	1		08/29/20 07:42	108-86-1	
Bromochloromethane	ND	ug/L	0.50	1		08/29/20 07:42	74-97-5	
Bromodichloromethane	ND	ug/L	0.50	1		08/29/20 07:42	75-27-4	
Bromoform	ND	ug/L	0.50	1		08/29/20 07:42	75-25-2	
Bromomethane	ND	ug/L	5.0	1		08/29/20 07:42	74-83-9	
n-Butylbenzene	ND	ug/L	0.50	1		08/29/20 07:42	104-51-8	
sec-Butylbenzene	ND	ug/L	0.50	1		08/29/20 07:42	135-98-8	
tert-Butylbenzene	ND	ug/L	0.50	1		08/29/20 07:42	98-06-6	
Carbon tetrachloride	ND	ug/L	0.50	1		08/29/20 07:42	56-23-5	
Chlorobenzene	ND	ug/L	0.50	1		08/29/20 07:42	108-90-7	
Chloroethane	ND	ug/L	1.0	1		08/29/20 07:42	75-00-3	
Chloroform	ND	ug/L	0.50	1		08/29/20 07:42	67-66-3	
Chloromethane	ND	ug/L	1.0	1		08/29/20 07:42	74-87-3	
2-Chlorotoluene	ND	ug/L	0.50	1		08/29/20 07:42	95-49-8	
4-Chlorotoluene	ND	ug/L	0.50	1		08/29/20 07:42	106-43-4	
1,2-Dibromo-3-chloropropane	ND	ug/L	1.0	1		08/29/20 07:42	96-12-8	
Dibromochloromethane	ND	ug/L	0.50	1		08/29/20 07:42	124-48-1	
Dibromomethane	ND	ug/L	0.50	1		08/29/20 07:42	74-95-3	
1,2-Dichlorobenzene	ND	ug/L	0.50	1		08/29/20 07:42	95-50-1	
1,3-Dichlorobenzene	ND	ug/L	0.50	1		08/29/20 07:42	541-73-1	
1,4-Dichlorobenzene	ND	ug/L	0.50	1		08/29/20 07:42	106-46-7	
Dichlorodifluoromethane	ND	ug/L	0.50	1		08/29/20 07:42	75-71-8	
1,1-Dichloroethane	ND	ug/L	0.50	1		08/29/20 07:42	75-34-3	
1,2-Dichloroethane	ND	ug/L	0.50	1		08/29/20 07:42	107-06-2	
1,1-Dichloroethene	ND	ug/L	0.50	1		08/29/20 07:42	75-35-4	
cis-1,2-Dichloroethene	ND	ug/L	0.50	1		08/29/20 07:42	156-59-2	
trans-1,2-Dichloroethene	ND	ug/L	0.50	1		08/29/20 07:42	156-60-5	
1,2-Dichloropropane	ND	ug/L	0.50	1		08/29/20 07:42	78-87-5	
1,3-Dichloropropane	ND	ug/L	0.50	1		08/29/20 07:42	142-28-9	
2,2-Dichloropropane	ND	ug/L	0.50	1		08/29/20 07:42	594-20-7	
1,1-Dichloropropene	ND	ug/L	0.50	1		08/29/20 07:42	563-58-6	
cis-1,3-Dichloropropene	ND	ug/L	0.50	1		08/29/20 07:42	10061-01-5	
trans-1,3-Dichloropropene	ND	ug/L	0.50	1		08/29/20 07:42	10061-02-6	
Diisopropyl ether	ND	ug/L	0.50	1		08/29/20 07:42	108-20-3	
Ethylbenzene	ND	ug/L	0.50	1		08/29/20 07:42	100-41-4	
Hexachloro-1,3-butadiene	ND	ug/L	2.0	1		08/29/20 07:42	87-68-3	
Isopropylbenzene (Cumene)	ND	ug/L	0.50	1		08/29/20 07:42	98-82-8	
Methylene Chloride	ND	ug/L	2.0	1		08/29/20 07:42	75-09-2	
Methyl-tert-butyl ether	ND	ug/L	0.50	1		08/29/20 07:42	1634-04-4	
Naphthalene	ND	ug/L	2.0	1		08/29/20 07:42	91-20-3	
n-Propylbenzene	ND	ug/L	0.50	1		08/29/20 07:42	103-65-1	
Styrene	ND	ug/L	0.50	1		08/29/20 07:42	100-42-5	
1,1,1,2-Tetrachloroethane	ND	ug/L	0.50	1		08/29/20 07:42	630-20-6	
1,1,2,2-Tetrachloroethane	ND	ug/L	0.50	1		08/29/20 07:42	79-34-5	
Tetrachloroethene	ND	ug/L	0.50	1		08/29/20 07:42	127-18-4	

REPORT OF LABORATORY ANALYSIS

This report shall not be reproduced, except in full,
without the written consent of Pace Analytical Services, LLC.

Pace Analytical Services, LLC
9800 Kincey Ave. Suite 100
Huntersville, NC 28078
(704)875-9092

ANALYTICAL RESULTS

Project: Colonial Pipeline (8/28 GW)
Pace Project No.: 92493062

Sample: TB-2 **Lab ID: 92493062004** Collected: 08/28/20 00:00 Received: 08/28/20 15:50 Matrix: Water

Parameters	Results	Units	Report Limit	DF	Prepared	Analyzed	CAS No.	Qual
6200B MSV	Analytical Method: SM 6200B Pace Analytical Services - Charlotte							
Toluene	ND	ug/L	0.50	1		08/29/20 07:42	108-88-3	
1,2,3-Trichlorobenzene	ND	ug/L	2.0	1		08/29/20 07:42	87-61-6	
1,2,4-Trichlorobenzene	ND	ug/L	2.0	1		08/29/20 07:42	120-82-1	
1,1,1-Trichloroethane	ND	ug/L	0.50	1		08/29/20 07:42	71-55-6	
1,1,2-Trichloroethane	ND	ug/L	0.50	1		08/29/20 07:42	79-00-5	
Trichloroethene	ND	ug/L	0.50	1		08/29/20 07:42	79-01-6	
Trichlorofluoromethane	ND	ug/L	1.0	1		08/29/20 07:42	75-69-4	
1,2,3-Trichloropropane	ND	ug/L	0.50	1		08/29/20 07:42	96-18-4	
1,2,4-Trimethylbenzene	ND	ug/L	0.50	1		08/29/20 07:42	95-63-6	
1,3,5-Trimethylbenzene	ND	ug/L	0.50	1		08/29/20 07:42	108-67-8	
Vinyl chloride	ND	ug/L	1.0	1		08/29/20 07:42	75-01-4	
m&p-Xylene	ND	ug/L	1.0	1		08/29/20 07:42	179601-23-1	
o-Xylene	ND	ug/L	0.50	1		08/29/20 07:42	95-47-6	
Surrogates								
1,2-Dichloroethane-d4 (S)	99	%	70-130	1		08/29/20 07:42	17060-07-0	
4-Bromofluorobenzene (S)	102	%	70-130	1		08/29/20 07:42	460-00-4	
Toluene-d8 (S)	106	%	70-130	1		08/29/20 07:42	2037-26-5	

REPORT OF LABORATORY ANALYSIS

This report shall not be reproduced, except in full,
without the written consent of Pace Analytical Services, LLC.

Pace Analytical Services, LLC
9800 Kincey Ave. Suite 100
Huntersville, NC 28078
(704)875-9092

QUALITY CONTROL DATA

Project: Colonial Pipeline (8/28 GW)
Pace Project No.: 92493062

QC Batch: 1534803 | Analysis Method: MADEP VPH
QC Batch Method: MADEPV | Analysis Description: MADEPV
Laboratory: Pace National - Mt. Juliet
Associated Lab Samples: 92493062001, 92493062002, 92493062003

METHOD BLANK: R3565428-1 Matrix: Water
Associated Lab Samples: 92493062001, 92493062002, 92493062003

Parameter	Units	Blank Result	Reporting Limit	Analyzed	Qualifiers
Aliphatic (C05-C08)	ug/L	ND	100	08/30/20 01:00	
Aliphatic (C09-C12)	ug/L	ND	100	08/30/20 01:00	
Aromatic (C09-C10),Unadjusted	ug/L	ND	100	08/30/20 01:00	
Total VPH	ug/L	ND	100	08/30/20 01:00	
2,5-Dibromotoluene (FID)	%	90	70.0-130	08/30/20 01:00	
2,5-Dibromotoluene (PID)	%	75.2	70.0-130	08/30/20 01:00	

LABORATORY CONTROL SAMPLE & LCSD: R3565428-2 R3565428-3

Parameter	Units	Spike Conc.	LCS Result	LCSD Result	LCS % Rec	LCSD % Rec	% Rec Limits	RPD	Max RPD	Qualifiers
Aliphatic (C05-C08)	ug/L	1200	1040	1430	86.7	119	70.0-130	31.6	25	R1
Aliphatic (C09-C12)	ug/L	1400	983	1370	70.2	97.9	70.0-130	32.9	25	R1
Aromatic (C09-C10),Unadjusted	ug/L	200	187	231	93.5	116	70.0-130	21.1	25	
Total VPH	ug/L	2800	2210	3030	78.9	108	70.0-130	31.3	25	R1
2,5-Dibromotoluene (FID)	%				99.5	99.4	70.0-130			
2,5-Dibromotoluene (PID)	%				85.4	86.5	70.0-130			

Results presented on this page are in the units indicated by the "Units" column except where an alternate unit is presented to the right of the result.

REPORT OF LABORATORY ANALYSIS

This report shall not be reproduced, except in full,
without the written consent of Pace Analytical Services, LLC.

Pace Analytical Services, LLC
9800 Kincey Ave. Suite 100
Huntersville, NC 28078
(704)875-9092

QUALITY CONTROL DATA

Project: Colonial Pipeline (8/28 GW)
Pace Project No.: 92493062

QC Batch: 563238
QC Batch Method: EPA 3010A
Analysis Method: EPA 6010D
Analysis Description: 6010 MET
Laboratory: Pace Analytical Services - Asheville
Associated Lab Samples: 92493062001, 92493062002, 92493062003

METHOD BLANK: 2986664 Matrix: Water
Associated Lab Samples: 92493062001, 92493062002, 92493062003

Parameter	Units	Blank Result	Reporting Limit	Analyzed	Qualifiers
Lead	ug/L	ND	5.0	08/29/20 15:06	

LABORATORY CONTROL SAMPLE: 2986665

Parameter	Units	Spike Conc.	LCS Result	LCS % Rec	% Rec Limits	Qualifiers
Lead	ug/L	500	511	102	80-120	

MATRIX SPIKE & MATRIX SPIKE DUPLICATE: 2986666 2986667

Parameter	Units	92493035001 Result	MS Spike Conc.	MSD Spike Conc.	MS Result	MSD Result	MS % Rec	MSD % Rec	% Rec Limits	RPD	Qual
Lead	ug/L	<5.0	500	500	508	515	101	103	75-125	1	

Results presented on this page are in the units indicated by the "Units" column except where an alternate unit is presented to the right of the result.

REPORT OF LABORATORY ANALYSIS

This report shall not be reproduced, except in full,
without the written consent of Pace Analytical Services, LLC.

Pace Analytical Services, LLC
9800 Kincey Ave. Suite 100
Huntersville, NC 28078
(704)875-9092

QUALITY CONTROL DATA

Project: Colonial Pipeline (8/28 GW)
Pace Project No.: 92493062

QC Batch: 563220 | Analysis Method: SM 6200B
QC Batch Method: SM 6200B | Analysis Description: 6200B MSV
Laboratory: Pace Analytical Services - Charlotte
Associated Lab Samples: 92493062001, 92493062002, 92493062003, 92493062004

METHOD BLANK: 2986605 Matrix: Water
Associated Lab Samples: 92493062001, 92493062002, 92493062003, 92493062004

Parameter	Units	Blank Result	Reporting Limit	Analyzed	Qualifiers
1,1,1,2-Tetrachloroethane	ug/L	ND	0.50	08/29/20 07:24	
1,1,1-Trichloroethane	ug/L	ND	0.50	08/29/20 07:24	
1,1,2,2-Tetrachloroethane	ug/L	ND	0.50	08/29/20 07:24	
1,1,2-Trichloroethane	ug/L	ND	0.50	08/29/20 07:24	
1,1-Dichloroethane	ug/L	ND	0.50	08/29/20 07:24	
1,1-Dichloroethene	ug/L	ND	0.50	08/29/20 07:24	
1,1-Dichloropropene	ug/L	ND	0.50	08/29/20 07:24	
1,2,3-Trichlorobenzene	ug/L	ND	2.0	08/29/20 07:24	
1,2,3-Trichloropropane	ug/L	ND	0.50	08/29/20 07:24	
1,2,4-Trichlorobenzene	ug/L	ND	2.0	08/29/20 07:24	
1,2,4-Trimethylbenzene	ug/L	ND	0.50	08/29/20 07:24	
1,2-Dibromo-3-chloropropane	ug/L	ND	1.0	08/29/20 07:24	
1,2-Dichlorobenzene	ug/L	ND	0.50	08/29/20 07:24	
1,2-Dichloroethane	ug/L	ND	0.50	08/29/20 07:24	
1,2-Dichloropropane	ug/L	ND	0.50	08/29/20 07:24	
1,3,5-Trimethylbenzene	ug/L	ND	0.50	08/29/20 07:24	
1,3-Dichlorobenzene	ug/L	ND	0.50	08/29/20 07:24	
1,3-Dichloropropane	ug/L	ND	0.50	08/29/20 07:24	
1,4-Dichlorobenzene	ug/L	ND	0.50	08/29/20 07:24	
2,2-Dichloropropane	ug/L	ND	0.50	08/29/20 07:24	
2-Chlorotoluene	ug/L	ND	0.50	08/29/20 07:24	
4-Chlorotoluene	ug/L	ND	0.50	08/29/20 07:24	
Benzene	ug/L	ND	0.50	08/29/20 07:24	
Bromobenzene	ug/L	ND	0.50	08/29/20 07:24	
Bromochloromethane	ug/L	ND	0.50	08/29/20 07:24	
Bromodichloromethane	ug/L	ND	0.50	08/29/20 07:24	
Bromoform	ug/L	ND	0.50	08/29/20 07:24	
Bromomethane	ug/L	ND	5.0	08/29/20 07:24	
Carbon tetrachloride	ug/L	ND	0.50	08/29/20 07:24	
Chlorobenzene	ug/L	ND	0.50	08/29/20 07:24	
Chloroethane	ug/L	ND	1.0	08/29/20 07:24	
Chloroform	ug/L	ND	0.50	08/29/20 07:24	
Chloromethane	ug/L	ND	1.0	08/29/20 07:24	
cis-1,2-Dichloroethene	ug/L	ND	0.50	08/29/20 07:24	
cis-1,3-Dichloropropene	ug/L	ND	0.50	08/29/20 07:24	
Dibromochloromethane	ug/L	ND	0.50	08/29/20 07:24	
Dibromomethane	ug/L	ND	0.50	08/29/20 07:24	
Dichlorodifluoromethane	ug/L	ND	0.50	08/29/20 07:24	
Diisopropyl ether	ug/L	ND	0.50	08/29/20 07:24	
Ethylbenzene	ug/L	ND	0.50	08/29/20 07:24	

Results presented on this page are in the units indicated by the "Units" column except where an alternate unit is presented to the right of the result.

REPORT OF LABORATORY ANALYSIS

This report shall not be reproduced, except in full,
without the written consent of Pace Analytical Services, LLC.

Pace Analytical Services, LLC
9800 Kincey Ave. Suite 100
Huntersville, NC 28078
(704)875-9092

QUALITY CONTROL DATA

Project: Colonial Pipeline (8/28 GW)
Pace Project No.: 92493062

METHOD BLANK: 2986605 Matrix: Water
Associated Lab Samples: 92493062001, 92493062002, 92493062003, 92493062004

Parameter	Units	Blank Result	Reporting Limit	Analyzed	Qualifiers
Hexachloro-1,3-butadiene	ug/L	ND	2.0	08/29/20 07:24	
Isopropylbenzene (Cumene)	ug/L	ND	0.50	08/29/20 07:24	
m&p-Xylene	ug/L	ND	1.0	08/29/20 07:24	
Methyl-tert-butyl ether	ug/L	ND	0.50	08/29/20 07:24	
Methylene Chloride	ug/L	ND	2.0	08/29/20 07:24	
n-Butylbenzene	ug/L	ND	0.50	08/29/20 07:24	
n-Propylbenzene	ug/L	ND	0.50	08/29/20 07:24	
Naphthalene	ug/L	ND	2.0	08/29/20 07:24	
o-Xylene	ug/L	ND	0.50	08/29/20 07:24	
sec-Butylbenzene	ug/L	ND	0.50	08/29/20 07:24	
Styrene	ug/L	ND	0.50	08/29/20 07:24	
tert-Butylbenzene	ug/L	ND	0.50	08/29/20 07:24	
Tetrachloroethene	ug/L	ND	0.50	08/29/20 07:24	
Toluene	ug/L	ND	0.50	08/29/20 07:24	
trans-1,2-Dichloroethene	ug/L	ND	0.50	08/29/20 07:24	
trans-1,3-Dichloropropene	ug/L	ND	0.50	08/29/20 07:24	
Trichloroethene	ug/L	ND	0.50	08/29/20 07:24	
Trichlorofluoromethane	ug/L	ND	1.0	08/29/20 07:24	
Vinyl chloride	ug/L	ND	1.0	08/29/20 07:24	
1,2-Dichloroethane-d4 (S)	%	98	70-130	08/29/20 07:24	
4-Bromofluorobenzene (S)	%	104	70-130	08/29/20 07:24	
Toluene-d8 (S)	%	106	70-130	08/29/20 07:24	

LABORATORY CONTROL SAMPLE: 2986606

Parameter	Units	Spike Conc.	LCS Result	LCS % Rec	% Rec Limits	Qualifiers
1,1,1,2-Tetrachloroethane	ug/L	50	54.6	109	60-140	
1,1,1-Trichloroethane	ug/L	50	60.6	121	60-140	
1,1,2,2-Tetrachloroethane	ug/L	50	49.6	99	60-140	
1,1,2-Trichloroethane	ug/L	50	54.4	109	60-140	
1,1-Dichloroethane	ug/L	50	53.9	108	60-140	
1,1-Dichloroethene	ug/L	50	54.1	108	60-140	
1,1-Dichloropropene	ug/L	50	50.8	102	60-140	
1,2,3-Trichlorobenzene	ug/L	50	50.2	100	60-140	
1,2,3-Trichloropropane	ug/L	50	48.5	97	60-140	
1,2,4-Trichlorobenzene	ug/L	50	51.1	102	60-140	
1,2,4-Trimethylbenzene	ug/L	50	51.3	103	60-140	
1,2-Dibromo-3-chloropropane	ug/L	50	51.2	102	60-140	
1,2-Dichlorobenzene	ug/L	50	49.8	100	60-140	
1,2-Dichloroethane	ug/L	50	51.9	104	60-140	
1,2-Dichloropropane	ug/L	50	55.0	110	60-140	
1,3,5-Trimethylbenzene	ug/L	50	52.3	105	60-140	
1,3-Dichlorobenzene	ug/L	50	49.9	100	60-140	
1,3-Dichloropropane	ug/L	50	55.5	111	60-140	

Results presented on this page are in the units indicated by the "Units" column except where an alternate unit is presented to the right of the result.

REPORT OF LABORATORY ANALYSIS

This report shall not be reproduced, except in full,
without the written consent of Pace Analytical Services, LLC.

Pace Analytical Services, LLC
9800 Kincey Ave. Suite 100
Huntersville, NC 28078
(704)875-9092

QUALITY CONTROL DATA

Project: Colonial Pipeline (8/28 GW)
Pace Project No.: 92493062

LABORATORY CONTROL SAMPLE: 2986606

Parameter	Units	Spike Conc.	LCS Result	LCS % Rec	% Rec Limits	Qualifiers
1,4-Dichlorobenzene	ug/L	50	49.9	100	60-140	
2,2-Dichloropropane	ug/L	50	55.9	112	60-140	
2-Chlorotoluene	ug/L	50	50.2	100	60-140	
4-Chlorotoluene	ug/L	50	48.7	97	60-140	
Benzene	ug/L	50	52.2	104	60-140	
Bromobenzene	ug/L	50	48.4	97	60-140	
Bromochloromethane	ug/L	50	56.3	113	60-140	
Bromodichloromethane	ug/L	50	51.5	103	60-140	
Bromoform	ug/L	50	54.2	108	60-140	
Bromomethane	ug/L	50	46.3	93	60-140	
Carbon tetrachloride	ug/L	50	57.3	115	60-140	
Chlorobenzene	ug/L	50	49.4	99	60-140	
Chloroethane	ug/L	50	39.5	79	60-140	
Chloroform	ug/L	50	53.2	106	60-140	
Chloromethane	ug/L	50	37.5	75	60-140	
cis-1,2-Dichloroethene	ug/L	50	54.3	109	60-140	
cis-1,3-Dichloropropene	ug/L	50	60.6	121	60-140	
Dibromochloromethane	ug/L	50	56.5	113	60-140	
Dibromomethane	ug/L	50	53.0	106	60-140	
Dichlorodifluoromethane	ug/L	50	33.9	68	60-140	
Diisopropyl ether	ug/L	50	56.6	113	60-140	
Ethylbenzene	ug/L	50	49.6	99	60-140	
Hexachloro-1,3-butadiene	ug/L	50	52.8	106	60-140	
Isopropylbenzene (Cumene)	ug/L	50	50.1	100	60-140	
m&p-Xylene	ug/L	100	101	101	60-140	
Methyl-tert-butyl ether	ug/L	50	51.3	103	60-140	
Methylene Chloride	ug/L	50	50.5	101	60-140	
n-Butylbenzene	ug/L	50	49.4	99	60-140	
n-Propylbenzene	ug/L	50	49.2	98	60-140	
Naphthalene	ug/L	50	49.7	99	60-140	
o-Xylene	ug/L	50	49.3	99	60-140	
sec-Butylbenzene	ug/L	50	48.9	98	60-140	
Styrene	ug/L	50	52.1	104	60-140	
tert-Butylbenzene	ug/L	50	43.6	87	60-140	
Tetrachloroethene	ug/L	50	51.3	103	60-140	
Toluene	ug/L	50	47.9	96	60-140	
trans-1,2-Dichloroethene	ug/L	50	57.9	116	60-140	
trans-1,3-Dichloropropene	ug/L	50	55.6	111	60-140	
Trichloroethene	ug/L	50	56.2	112	60-140	
Trichlorofluoromethane	ug/L	50	41.6	83	60-140	
Vinyl chloride	ug/L	50	37.3	75	60-140	
1,2-Dichloroethane-d4 (S)	%			110	70-130	
4-Bromofluorobenzene (S)	%			98	70-130	
Toluene-d8 (S)	%			97	70-130	

Results presented on this page are in the units indicated by the "Units" column except where an alternate unit is presented to the right of the result.

REPORT OF LABORATORY ANALYSIS

This report shall not be reproduced, except in full,
without the written consent of Pace Analytical Services, LLC.

Pace Analytical Services, LLC
9800 Kincey Ave. Suite 100
Huntersville, NC 28078
(704)875-9092

QUALITY CONTROL DATA

Project: Colonial Pipeline (8/28 GW)
Pace Project No.: 92493062

MATRIX SPIKE & MATRIX SPIKE DUPLICATE: 2986607 2986608

Parameter	Units	92493062001 Result	MS Spike Conc.	MSD Spike Conc.	MS Result	MSD Result	MS % Rec	MSD % Rec	% Rec Limits	RPD	Qual
1,1,1,2-Tetrachloroethane	ug/L	ND	20	20	21.9	22.5	110	113	60-140	3	
1,1,1-Trichloroethane	ug/L	ND	20	20	20.5	21.2	102	106	60-140	3	
1,1,2,2-Tetrachloroethane	ug/L	ND	20	20	20.7	21.4	103	107	60-140	3	
1,1,2-Trichloroethane	ug/L	ND	20	20	21.2	21.3	106	107	60-140	0	
1,1-Dichloroethane	ug/L	ND	20	20	21.0	21.2	105	106	60-140	1	
1,1-Dichloroethene	ug/L	ND	20	20	21.2	21.3	106	107	60-140	1	
1,1-Dichloropropene	ug/L	ND	20	20	21.6	21.2	108	106	60-140	2	
1,2,3-Trichlorobenzene	ug/L	ND	20	20	23.0	22.1	115	111	60-140	4	
1,2,3-Trichloropropane	ug/L	ND	20	20	21.4	22.0	107	110	60-140	3	
1,2,4-Trichlorobenzene	ug/L	ND	20	20	22.1	21.7	110	108	60-140	2	
1,2,4-Trimethylbenzene	ug/L	ND	20	20	20.3	20.7	101	103	60-140	2	
1,2-Dibromo-3-chloropropane	ug/L	ND	20	20	22.5	22.9	112	115	60-140	2	
1,2-Dichlorobenzene	ug/L	ND	20	20	20.6	21.0	103	105	60-140	2	
1,2-Dichloroethane	ug/L	ND	20	20	20.6	21.8	103	109	60-140	6	
1,2-Dichloropropane	ug/L	ND	20	20	21.7	22.1	108	111	60-140	2	
1,3,5-Trimethylbenzene	ug/L	ND	20	20	20.9	21.1	104	105	60-140	1	
1,3-Dichlorobenzene	ug/L	ND	20	20	20.5	20.7	103	104	60-140	1	
1,3-Dichloropropane	ug/L	ND	20	20	21.7	22.3	109	111	60-140	3	
1,4-Dichlorobenzene	ug/L	ND	20	20	20.6	20.7	103	103	60-140	0	
2,2-Dichloropropane	ug/L	ND	20	20	21.6	21.7	108	109	60-140	0	
2-Chlorotoluene	ug/L	ND	20	20	21.4	21.6	107	108	60-140	1	
4-Chlorotoluene	ug/L	ND	20	20	20.5	20.7	103	104	60-140	1	
Benzene	ug/L	ND	20	20	21.0	21.1	105	105	60-140	0	
Bromobenzene	ug/L	ND	20	20	20.9	21.3	105	106	60-140	2	
Bromochloromethane	ug/L	ND	20	20	20.7	21.3	104	107	60-140	3	
Bromodichloromethane	ug/L	ND	20	20	20.3	20.2	102	101	60-140	0	
Bromoform	ug/L	ND	20	20	21.0	21.4	105	107	60-140	2	
Bromomethane	ug/L	ND	20	20	21.2	20.9	106	105	60-140	2	
Carbon tetrachloride	ug/L	ND	20	20	22.1	22.5	110	113	60-140	2	
Chlorobenzene	ug/L	ND	20	20	21.4	21.8	107	109	60-140	2	
Chloroethane	ug/L	ND	20	20	17.4	16.9	87	85	60-140	3	
Chloroform	ug/L	ND	20	20	20.0	20.2	100	101	60-140	1	
Chloromethane	ug/L	ND	20	20	17.3	17.4	87	87	60-140	0	
cis-1,2-Dichloroethene	ug/L	ND	20	20	20.6	20.8	103	104	60-140	1	
cis-1,3-Dichloropropene	ug/L	ND	20	20	23.0	23.1	115	116	60-140	1	
Dibromochloromethane	ug/L	ND	20	20	21.6	22.1	108	111	60-140	2	
Dibromomethane	ug/L	ND	20	20	22.3	22.2	111	111	60-140	0	
Dichlorodifluoromethane	ug/L	ND	20	20	15.5	15.8	78	79	60-140	2	
Diisopropyl ether	ug/L	ND	20	20	21.3	21.9	107	109	60-140	3	
Ethylbenzene	ug/L	ND	20	20	21.7	22.1	108	110	60-140	2	
Hexachloro-1,3-butadiene	ug/L	ND	20	20	23.9	23.1	119	116	60-140	3	
Isopropylbenzene (Cumene)	ug/L	ND	20	20	21.5	21.7	108	109	60-140	1	
m&p-Xylene	ug/L	ND	40	40	42.6	43.1	106	108	60-140	1	
Methyl-tert-butyl ether	ug/L	ND	20	20	21.8	21.8	109	109	60-140	0	
Methylene Chloride	ug/L	ND	20	20	20.4	20.8	102	104	60-140	2	
n-Butylbenzene	ug/L	ND	20	20	21.0	21.0	105	105	60-140	0	

Results presented on this page are in the units indicated by the "Units" column except where an alternate unit is presented to the right of the result.

REPORT OF LABORATORY ANALYSIS

This report shall not be reproduced, except in full,
without the written consent of Pace Analytical Services, LLC.

Pace Analytical Services, LLC
9800 Kincey Ave. Suite 100
Huntersville, NC 28078
(704)875-9092

QUALITY CONTROL DATA

Project: Colonial Pipeline (8/28 GW)
Pace Project No.: 92493062

MATRIX SPIKE & MATRIX SPIKE DUPLICATE: 2986607 2986608

Parameter	Units	92493062001 Result	MS Spike Conc.	MSD Spike Conc.	MS Result	MSD Result	MS % Rec	MSD % Rec	% Rec Limits	RPD	Qual
n-Propylbenzene	ug/L	ND	20	20	21.3	21.3	107	107	60-140	0	
Naphthalene	ug/L	ND	20	20	21.5	21.2	107	106	60-140	1	
o-Xylene	ug/L	ND	20	20	21.3	21.8	107	109	60-140	2	
sec-Butylbenzene	ug/L	ND	20	20	21.5	21.5	108	108	60-140	0	
Styrene	ug/L	ND	20	20	21.0	21.5	105	108	60-140	2	
tert-Butylbenzene	ug/L	ND	20	20	17.8	17.9	89	90	60-140	1	
Tetrachloroethene	ug/L	ND	20	20	22.6	22.4	113	112	60-140	1	
Toluene	ug/L	ND	20	20	21.8	21.9	109	109	60-140	0	
trans-1,2-Dichloroethene	ug/L	ND	20	20	21.3	21.1	106	106	60-140	1	
trans-1,3-Dichloropropene	ug/L	ND	20	20	21.2	21.6	106	108	60-140	2	
Trichloroethene	ug/L	ND	20	20	22.9	22.7	115	113	60-140	1	
Trichlorofluoromethane	ug/L	ND	20	20	19.9	19.6	99	98	60-140	1	
Vinyl chloride	ug/L	ND	20	20	17.5	17.4	87	87	60-140	0	
1,2-Dichloroethane-d4 (S)	%						98	92	70-130		
4-Bromofluorobenzene (S)	%						100	99	70-130		
Toluene-d8 (S)	%						100	100	70-130		

Results presented on this page are in the units indicated by the "Units" column except where an alternate unit is presented to the right of the result.

REPORT OF LABORATORY ANALYSIS

This report shall not be reproduced, except in full,
without the written consent of Pace Analytical Services, LLC.

Pace Analytical Services, LLC
9800 Kincey Ave. Suite 100
Huntersville, NC 28078
(704)875-9092

QUALITY CONTROL DATA

Project: Colonial Pipeline (8/28 GW)
Pace Project No.: 92493062

QC Batch: 563310
QC Batch Method: EPA 504.1
Analysis Method: EPA 504.1
Analysis Description: GCS 504 EDB DBCP
Laboratory: Pace Analytical Services - Charlotte
Associated Lab Samples: 92493062001, 92493062002, 92493062003

METHOD BLANK: 2986847 Matrix: Water
Associated Lab Samples: 92493062001, 92493062002, 92493062003

Parameter	Units	Blank Result	Reporting Limit	Analyzed	Qualifiers
1,2-Dibromoethane (EDB)	ug/L	ND	0.021	08/30/20 11:22	
1-Chloro-2-bromopropane (S)	%	90	70-130	08/30/20 11:22	

LABORATORY CONTROL SAMPLE & LCSD: 2986848 2986849

Parameter	Units	Spike Conc.	LCS Result	LCSD Result	LCS % Rec	LCSD % Rec	% Rec Limits	RPD	Max RPD	Qualifiers
1,2-Dibromoethane (EDB)	ug/L	0.25	0.24	0.24	96	96	70-130	2	20	
1-Chloro-2-bromopropane (S)	%				93	93	70-130			

MATRIX SPIKE & MATRIX SPIKE DUPLICATE: 2986850 2986851

Parameter	Units	92493062001 Result	MS Spike Conc.	MSD Spike Conc.	MS Result	MSD Result	MS % Rec	MSD % Rec	% Rec Limits	RPD	Qual
1,2-Dibromoethane (EDB)	ug/L	ND	0.27	0.27	0.26	0.26	95	96	65-135	1	
1-Chloro-2-bromopropane (S)	%						92	93	70-130		

SAMPLE DUPLICATE: 2986852

Parameter	Units	92493062002 Result	Dup Result	RPD	Qualifiers
1,2-Dibromoethane (EDB)	ug/L	ND	ND		
1-Chloro-2-bromopropane (S)	%	94	92		

Results presented on this page are in the units indicated by the "Units" column except where an alternate unit is presented to the right of the result.

REPORT OF LABORATORY ANALYSIS

This report shall not be reproduced, except in full,
without the written consent of Pace Analytical Services, LLC.

Pace Analytical Services, LLC
9800 Kincey Ave. Suite 100
Huntersville, NC 28078
(704)875-9092

QUALIFIERS

Project: Colonial Pipeline (8/28 GW)
Pace Project No.: 92493062

DEFINITIONS

DF - Dilution Factor, if reported, represents the factor applied to the reported data due to dilution of the sample aliquot.

ND - Not Detected at or above adjusted reporting limit.

TNTC - Too Numerous To Count

J - Estimated concentration above the adjusted method detection limit and below the adjusted reporting limit.

MDL - Adjusted Method Detection Limit.

PQL - Practical Quantitation Limit.

RL - Reporting Limit - The lowest concentration value that meets project requirements for quantitative data with known precision and bias for a specific analyte in a specific matrix.

S - Surrogate

1,2-Diphenylhydrazine decomposes to and cannot be separated from Azobenzene using Method 8270. The result for each analyte is a combined concentration.

Consistent with EPA guidelines, unrounded data are displayed and have been used to calculate % recovery and RPD values.

LCS(D) - Laboratory Control Sample (Duplicate)

MS(D) - Matrix Spike (Duplicate)

DUP - Sample Duplicate

RPD - Relative Percent Difference

NC - Not Calculable.

SG - Silica Gel - Clean-Up

U - Indicates the compound was analyzed for, but not detected.

Acid preservation may not be appropriate for 2 Chloroethylvinyl ether.

A separate vial preserved to a pH of 4-5 is recommended in SW846 Chapter 4 for the analysis of Acrolein and Acrylonitrile by EPA Method 8260.

N-Nitrosodiphenylamine decomposes and cannot be separated from Diphenylamine using Method 8270. The result reported for each analyte is a combined concentration.

Pace Analytical is TNI accredited. Contact your Pace PM for the current list of accredited analytes.

TNI - The NELAC Institute.

ANALYTE QUALIFIERS

D3	Sample was diluted due to the presence of high levels of non-target analytes or other matrix interference.
R1	RPD value was outside control limits.

This report shall not be reproduced, except in full,
without the written consent of Pace Analytical Services, LLC.

Pace Analytical Services, LLC
9800 Kincey Ave. Suite 100
Huntersville, NC 28078
(704)875-9092

QUALITY CONTROL DATA CROSS REFERENCE TABLE

Project: Colonial Pipeline (8/28 GW)
Pace Project No.: 92493062

Lab ID	Sample ID	QC Batch Method	QC Batch	Analytical Method	Analytical Batch
92493062001	**MW-1**	EPA 504.1	563310	EPA 504.1	563319
92493062002	**MW-2**	EPA 504.1	563310	EPA 504.1	563319
92493062003	**MW-3**	EPA 504.1	563310	EPA 504.1	563319
92493062001	**MW-1**	MADEPV	1534803	MADEP VPH	1534803
92493062002	**MW-2**	MADEPV	1534803	MADEP VPH	1534803
92493062003	**MW-3**	MADEPV	1534803	MADEP VPH	1534803
92493062001	**MW-1**	EPA 3010A	563238	EPA 6010D	563256
92493062002	**MW-2**	EPA 3010A	563238	EPA 6010D	563256
92493062003	**MW-3**	EPA 3010A	563238	EPA 6010D	563256
92493062001	**MW-1**	SM 6200B	563220		
92493062002	**MW-2**	SM 6200B	563220		
92493062003	**MW-3**	SM 6200B	563220		
92493062004	**TB-2**	SM 6200B	563220		

This report shall not be reproduced, except in full,
without the written consent of Pace Analytical Services, LLC.

Pace Analytical®	Document Name: Sample Condition Upon Receipt(SCUR)	Document Revised: February 7, 2018 Page 1 of 2
	Document No.: F-CAR-CS-033-Rev.06	Issuing Authority: Pace Carolinas Quality Office

Laboratory receiving samples:
Asheville ☐ Eden ☐ Greenwood ☐ Huntersville ☑ Raleigh ☐ Mechanicsville ☐

Sample Condition Upon Receipt

Client Name: AECOM

Project #: WO# : 92493062

92493062

Courier: ☐ Commercial ☐ Fed Ex ☑ Pace ☐ UPS ☐ USPS ☐ Other:____ ☐ Client

Custody Seal Present? ☐ Yes ☐ No **Seals Intact?** ☐ Yes ☑ No

Date/Initials Person Examining Contents: 8/28/20 NMG

Packing Material: ☐ Bubble Wrap ☑ Bubble Bags ☐ None ☐ Other

Biological Tissue Frozen? ☐ Yes ☐ No ☐ N/A

Thermometer: ☐ IR Gun ID: 92T061 **Type of Ice:** ☑ Wet ☐ Blue ☐ None

Cooler Temp (°C): 1.6 **Correction Factor:** Add/Subtract (°C) 0.0

Cooler Temp Corrected (°C): 1.6

Temp should be above freezing to 6°C
☐ Samples out of temp criteria. Samples on ice, cooling process has begun

USDA Regulated Soil (☐ N/A, water sample)
Did samples originate in a quarantine zone within the United States: CA, NY, or SC (check maps)? ☐ Yes ☑ No

Did samples originate from a foreign source (internationally, including Hawaii and Puerto Rico)? ☐ Yes ☐ No

		Comments/Discrepancy:
Chain of Custody Present?	☑ Yes ☐ No ☐ N/A	1.
Samples Arrived within Hold Time?	☑ Yes ☐ No ☐ N/A	2.
Short Hold Time Analysis (<72 hr.)?	☐ Yes ☑ No ☐ N/A	3.
Rush Turn Around Time Requested?	☐ Yes ☐ No ☐ N/A	4.
Sufficient Volume?	☑ Yes ☐ No ☐ N/A	5.
Correct Containers Used?	☑ Yes ☐ No ☐ N/A	6.
-Pace Containers Used?	☑ Yes ☐ No ☐ N/A	
Containers Intact?	☑ Yes ☐ No ☐ N/A	7.
Dissolved analysis: Samples Field Filtered?	☐ Yes ☐ No ☑ N/A	8.
Sample Labels Match COC?	☑ Yes ☐ No ☐ N/A	9.
-Includes Date/Time/ID/Analysis Matrix: WT		
Headspace in VOA Vials (>5-6mm)?	☐ Yes ☑ No ☐ N/A	10.
Trip Blank Present?	☑ Yes ☑ No ☐ N/A	11.
Trip Blank Custody Seals Present?	☑ Yes ☐ No ☐ N/A	

COMMENTS/SAMPLE DISCREPANCY

Field Data Required? ☐ Yes ☐ No

Lot ID of split containers:

CLIENT NOTIFICATION/RESOLUTION

Person contacted: _____ Date/Time: _____

Project Manager SCURF Review: NMG **Date:** 8/28/20

Project Manager SRF Review: NMG **Date:** 8/28/20

Pace Analytical®	Document Name: **Sample Condition Upon Receipt(SCUR)**	Document Revised: February 7, 2018 Page 1 of 2
	Document No.: **F-CAR-CS-033-Rev.06**	Issuing Authority: Pace Carolinas Quality Office

***Check mark top half of box if pH and/or dechlorination is verified and within the acceptance range for preservation samples.**

Exceptions: VOA, Coliform, TOC, Oil and Grease, DRO/8015 (water) DOC, LLHg

****Bottom half of box is to list number of bottle**

Project # **WO# : 92493062**

PM: NMG **Due Date: 08/31/20**

CLIENT: 92-AECOM CHA

Item#	BP4U-125 mL Plastic Unpreserved (N/A) (Cl-)	BP3U-250 mL Plastic Unpreserved (N/A)	BP2U-500 mL Plastic Unpreserved (N/A)	BP1U-1 liter Plastic Unpreserved (N/A)	BP4S-125 mL Plastic H2SO4 (pH < 2) (Cl-)	BP3N-250 mL plastic HNO3 (pH < 2)	BP4Z-125 mL Plastic ZN Acetate & NaOH (>9)	BP4C-125 mL Plastic NaOH (pH > 12) (Cl-)	WGFU-Wide-mouthed Glass jar Unpreserved	AG1U-1 liter Amber Unpreserved (N/A) (Cl-)	AG1H-1 liter Amber HCl (pH < 2)	AG3U-250 mL Amber Unpreserved (N/A) (Cl-)	AG1S-1 liter Amber H2SO4 (pH < 2)	AG3S-250 mL Amber H2SO4 (pH < 2)	AG3A(DG3A)-250 mL Amber NH4Cl (N/A)(Cl-)	DG9H-40 mL VOA HCl (N/A)	VG9T-40 mL VOA Na2S2O3 (N/A)	VG9U-40 mL VOA Unp (N/A)	DG9P-40 mL VOA H3PO4 (N/A)	VOAK (6 vials per kit)-5035 kit (N/A)	V/GK (3 vials per kit)-VPH/Gas kit (N/A)	SP5T-125 mL Sterile Plastic (N/A – lab)	SP2T-250 mL Sterile Plastic (N/A – lab)		BP3A-250 mL Plastic (NH2)2SO4 (9.3-9.7)	AG0U-100 mL Amber Unpreserved vials (N/A)	VSGU-20 mL Scintillation vials (N/A)	DG9U-40 mL Amber Unpreserved vials (N/A)
1						N										7	3	3										
2						N										7	3	3										
3						N										7	3	3										
4																2												
5																												
6																												
7																												
8																												
9																												
10																												
11																												
12																												

pH Adjustment Log for Preserved Samples

Sample ID	Type of Preservative	pH upon receipt	Date preservation adjusted	Time preservation adjusted	Amount of Preservative added	Lot #

Note: Whenever there is a discrepancy affecting North Carolina compliance samples, a copy of this form will be sent to the North Carolina DEHNR Certification Office (I.e. Out of hold, Incorrect preservative, out of temp, incorrect containers.

Pace Analytical
WWW.PACELABS.COM

CHAIN-OF-CUSTODY / Analytical Request Document

The Chain-of-Custody is a LEGAL DOCUMENT. All relevant fields must be completed accurately.

Page : 1 Of 1

Section A Required Client Information:	Section B Required Project Information:	Section C Invoice Information:
Company: AECOM, Charlotte	Report To: Wreschnig, Andrew	Attention:
Address: 6000 Fairview Road	Copy To:	Company Name:
Suite 200, Charlotte, NC 28210		Address:
Email: andrew.wreschnig@aecom.com	Purchase Order #:	Pace Quote:
Phone: (980)221-7831 Fax	Project Name: Colonial Pipeline	Pace Project Manager: nicole.gasiorowski@pacelabs.com,
Requested Due Date:	Project #:	Pace Profile #: 12518

Regulatory Agency

State / Location: NC

ITEM #	SAMPLE ID (One Character per box. (A-Z, 0-9 / , -) Sample Ids must be unique)	MATRIX CODE (Drinking Water DW, Water WT, Waste Water WW, Product P, Soil/Solid SL, Oil OL, Wipe WP, Air AR, Other OT, Tissue TS)	MATRIX CODE (see valid codes to left)	SAMPLE TYPE (G=GRAB C=COMP)	COLLECTED START DATE	COLLECTED START TIME	COLLECTED END DATE	COLLECTED END TIME	SAMPLE TEMP AT COLLECTION	# OF CONTAINERS	Preservatives: Unpreserved	H2SO4	HNO3	HCl	NaOH	Na2S2O3	Methanol	Other	Analyses Test Y/N	6200	VPH	6010 Lead	504.1 EDB	Trip BLANK	Residual Chlorine (Y/N)	82483062
1	MW-1		WT	G	8/28/20	1240	—	—		11			X	X		X				X	X	X	X			001
2	MW-2		WT	G	↓	1130	—	—		11			X	X		X				X	X	X	X			002
3	MW-3		WT	G	↓	1350	—	—		11			X	X		X				X	X	X	X			003
4	TB-2		WT	-	—	—	—	—		2										X						004
5																										
6																										
7																										
8																										
9																										
10																										
11																										
12																										

ADDITIONAL COMMENTS	RELINQUISHED BY / AFFILIATION	DATE	TIME	ACCEPTED BY / AFFILIATION	DATE	TIME	SAMPLE CONDITIONS: TEMP in C	Received on Ice (Y/N)	Custody Sealed Cooler (Y/N)	Samples Intact (Y/N)
	[signature]	8/28/2020	1433	[signature] / AECOM	8/28/20	1433 ~~1530~~				
	[signature] / AECOM	8/28/20	1530	[signature]	8/28/20	1530				
	[signature]	8/28/20	1670	MD Cooler HVL	8/28/20	1618	1.6	Y	N	Y

SAMPLER NAME AND SIGNATURE

PRINT Name of SAMPLER: Erik Riegel

SIGNATURE of SAMPLER: [signature]

DATE Signed: 8/28/2020

Pace Analytical Services, LLC
9800 Kincey Ave. Suite 100
Huntersville, NC 28078
(704)875-9092

September 01, 2020

Andrew Wreschnig
AECOM
6000 Fairview Road
Suite 200
Charlotte, NC 28210

RE: Project: Colonial Pipeline (8/28 Soil)
Pace Project No.: 92493075

Dear Andrew Wreschnig:

Enclosed are the analytical results for sample(s) received by the laboratory on August 28, 2020. The results relate only to the samples included in this report. Results reported herein conform to the applicable TNI/NELAC Standards and the laboratory's Quality Manual, where applicable, unless otherwise noted in the body of the report.

The test results provided in this final report were generated by each of the following laboratories within the Pace Network:

- Pace National - Mt. Juliet
- Pace Analytical Services - Charlotte

If you have any questions concerning this report, please feel free to contact me.

Sincerely,

Nicole Gasiorowski

Nicole Gasiorowski
nicole.gasiorowski@pacelabs.com
(704)875-9092
Project Manager

Enclosures

cc: Jeff Morrison, Colonial Pipeline Company

This report shall not be reproduced, except in full,
without the written consent of Pace Analytical Services, LLC.

Pace Analytical Services, LLC
9800 Kincey Ave. Suite 100
Huntersville, NC 28078
(704)875-9092

CERTIFICATIONS

Project: Colonial Pipeline (8/28 Soil)
Pace Project No.: 92493075

Pace Analytical Services National

12065 Lebanon Road, Mt. Juliet, TN 37122
Alabama Certification #: 40660
Alaska Certification 17-026
Arizona Certification #: AZ0612
Arkansas Certification #: 88-0469
California Certification #: 2932
Canada Certification #: 1461.01
Colorado Certification #: TN00003
Connecticut Certification #: PH-0197
DOD Certification: #1461.01
EPA# TN00003
Florida Certification #: E87487
Georgia DW Certification #: 923
Georgia Certification: NELAP
Idaho Certification #: TN00003
Illinois Certification #: 200008
Indiana Certification #: C-TN-01
Iowa Certification #: 364
Kansas Certification #: E-10277
Kentucky UST Certification #: 16
Kentucky Certification #: 90010
Louisiana Certification #: AI30792
Louisiana DW Certification #: LA180010
Maine Certification #: TN0002
Maryland Certification #: 324
Massachusetts Certification #: M-TN003
Michigan Certification #: 9958
Minnesota Certification #: 047-999-395
Mississippi Certification #: TN00003
Missouri Certification #: 340
Montana Certification #: CERT0086
Nebraska Certification #: NE-OS-15-05
Nevada Certification #: TN-03-2002-34
New Hampshire Certification #: 2975
New Jersey Certification #: TN002
New Mexico DW Certification
New York Certification #: 11742
North Carolina Aquatic Toxicity Certification #: 41
North Carolina Drinking Water Certification #: 21704
North Carolina Environmental Certificate #: 375
North Dakota Certification #: R-140
Ohio VAP Certification #: CL0069
Oklahoma Certification #: 9915
Oregon Certification #: TN200002
Pennsylvania Certification #: 68-02979
Rhode Island Certification #: LAO00356
South Carolina Certification #: 84004
South Dakota Certification
Tennessee DW/Chem/Micro Certification #: 2006
Texas Certification #: T 104704245-17-14
Texas Mold Certification #: LAB0152
USDA Soil Permit #: P330-15-00234
Utah Certification #: TN00003
Virginia Certification #: VT2006
Vermont Dept. of Health: ID# VT-2006
Virginia Certification #: 460132
Washington Certification #: C847
West Virginia Certification #: 233
Wisconsin Certification #: 9980939910
Wyoming UST Certification #: via A2LA 2926.01
A2LA-ISO 17025 Certification #: 1461.01
A2LA-ISO 17025 Certification #: 1461.02
AIHA-LAP/LLC EMLAP Certification #:100789

Pace Analytical Services Charlotte

9800 Kincey Ave. Ste 100, Huntersville, NC 28078
Louisiana/NELAP Certification # LA170028
North Carolina Drinking Water Certification #: 37706
North Carolina Field Services Certification #: 5342
North Carolina Wastewater Certification #: 12
South Carolina Certification #: 99006001
Florida/NELAP Certification #: E87627
Kentucky UST Certification #: 84
Virginia/VELAP Certification #: 460221

REPORT OF LABORATORY ANALYSIS

This report shall not be reproduced, except in full,
without the written consent of Pace Analytical Services, LLC.

Pace Analytical Services, LLC
9800 Kincey Ave. Suite 100
Huntersville, NC 28078
(704)875-9092

SAMPLE ANALYTE COUNT

Project: Colonial Pipeline (8/28 Soil)
Pace Project No.: 92493075

Lab ID	Sample ID	Method	Analysts	Analytes Reported	Laboratory
92493075001	**MW-5 (7.5-10)**	MADEP VPH	BMB	6	PAN
		EPA 8260D	SAS	70	PASI-C
		ASTM D2974-87	KDF	1	PASI-C
		SM 2540G	KBC	1	PAN
92493075002	**MW-5 (20-22.5)**	MADEP VPH	BMB	6	PAN
		EPA 8260D	SAS	70	PASI-C
		ASTM D2974-87	KDF	1	PASI-C
		SM 2540G	KBC	1	PAN
92493075003	**TB-1**	EPA 8260D	CL	63	PASI-C

PAN = Pace National - Mt. Juliet
PASI-C = Pace Analytical Services - Charlotte

This report shall not be reproduced, except in full,
without the written consent of Pace Analytical Services, LLC.

Pace Analytical Services, LLC
9800 Kincey Ave. Suite 100
Huntersville, NC 28078
(704)875-9092

ANALYTICAL RESULTS

Project: Colonial Pipeline (8/28 Soil)
Pace Project No.: 92493075

Sample: MW-5 (7.5-10) **Lab ID: 92493075001** Collected: 08/28/20 16:05 Received: 08/28/20 16:45 Matrix: Solid

Results reported on a "dry weight" basis and are adjusted for percent moisture, sample size and any dilutions.

Parameters	Results	Units	Report Limit	DF	Prepared	Analyzed	CAS No.	Qual
MADEPV	Analytical Method: MADEP VPH Preparation Method: MADEPV Pace National - Mt. Juliet							
Aliphatic (C05-C08)	ND	mg/kg	8.26	1	08/28/20 16:05	08/31/20 23:29		
Aliphatic (C09-C12)	ND	mg/kg	8.26	1	08/28/20 16:05	08/31/20 23:29		
Aromatic (C09-C10),Unadjusted	ND	mg/kg	8.26	1	08/28/20 16:05	08/31/20 23:29	TPHC9C10A	
Total VPH	ND	mg/kg	8.26	1	08/28/20 16:05	08/31/20 23:29	VPH	
Surrogates								
2,5-Dibromotoluene (FID)	99.3	%	70.0-130	1	08/28/20 16:05	08/31/20 23:29	615-59-8FID	
2,5-Dibromotoluene (PID)	96.8	%	70.0-130	1	08/28/20 16:05	08/31/20 23:29	615-59-8PID	
8260D/5035A/5030B Volatiles	Analytical Method: EPA 8260D Preparation Method: EPA 5035A/5030B Pace Analytical Services - Charlotte							
Acetone	ND	ug/kg	101	1	08/31/20 09:47	08/31/20 11:49	67-64-1	
Benzene	ND	ug/kg	5.0	1	08/31/20 09:47	08/31/20 11:49	71-43-2	
Bromobenzene	ND	ug/kg	5.0	1	08/31/20 09:47	08/31/20 11:49	108-86-1	
Bromochloromethane	ND	ug/kg	5.0	1	08/31/20 09:47	08/31/20 11:49	74-97-5	
Bromodichloromethane	ND	ug/kg	5.0	1	08/31/20 09:47	08/31/20 11:49	75-27-4	
Bromoform	ND	ug/kg	5.0	1	08/31/20 09:47	08/31/20 11:49	75-25-2	
Bromomethane	ND	ug/kg	10.1	1	08/31/20 09:47	08/31/20 11:49	74-83-9	
2-Butanone (MEK)	ND	ug/kg	101	1	08/31/20 09:47	08/31/20 11:49	78-93-3	
n-Butylbenzene	ND	ug/kg	5.0	1	08/31/20 09:47	08/31/20 11:49	104-51-8	
sec-Butylbenzene	ND	ug/kg	5.0	1	08/31/20 09:47	08/31/20 11:49	135-98-8	
tert-Butylbenzene	ND	ug/kg	5.0	1	08/31/20 09:47	08/31/20 11:49	98-06-6	
Carbon tetrachloride	ND	ug/kg	5.0	1	08/31/20 09:47	08/31/20 11:49	56-23-5	
Chlorobenzene	ND	ug/kg	5.0	1	08/31/20 09:47	08/31/20 11:49	108-90-7	
Chloroethane	ND	ug/kg	10.1	1	08/31/20 09:47	08/31/20 11:49	75-00-3	
Chloroform	ND	ug/kg	5.0	1	08/31/20 09:47	08/31/20 11:49	67-66-3	
Chloromethane	ND	ug/kg	10.1	1	08/31/20 09:47	08/31/20 11:49	74-87-3	
2-Chlorotoluene	ND	ug/kg	5.0	1	08/31/20 09:47	08/31/20 11:49	95-49-8	
4-Chlorotoluene	ND	ug/kg	5.0	1	08/31/20 09:47	08/31/20 11:49	106-43-4	
1,2-Dibromo-3-chloropropane	ND	ug/kg	5.0	1	08/31/20 09:47	08/31/20 11:49	96-12-8	
Dibromochloromethane	ND	ug/kg	5.0	1	08/31/20 09:47	08/31/20 11:49	124-48-1	
1,2-Dibromoethane (EDB)	ND	ug/kg	5.0	1	08/31/20 09:47	08/31/20 11:49	106-93-4	
Dibromomethane	ND	ug/kg	5.0	1	08/31/20 09:47	08/31/20 11:49	74-95-3	
1,2-Dichlorobenzene	ND	ug/kg	5.0	1	08/31/20 09:47	08/31/20 11:49	95-50-1	
1,3-Dichlorobenzene	ND	ug/kg	5.0	1	08/31/20 09:47	08/31/20 11:49	541-73-1	
1,4-Dichlorobenzene	ND	ug/kg	5.0	1	08/31/20 09:47	08/31/20 11:49	106-46-7	
Dichlorodifluoromethane	ND	ug/kg	10.1	1	08/31/20 09:47	08/31/20 11:49	75-71-8	L1,v1
1,1-Dichloroethane	ND	ug/kg	5.0	1	08/31/20 09:47	08/31/20 11:49	75-34-3	
1,2-Dichloroethane	ND	ug/kg	5.0	1	08/31/20 09:47	08/31/20 11:49	107-06-2	
1,1-Dichloroethene	ND	ug/kg	5.0	1	08/31/20 09:47	08/31/20 11:49	75-35-4	
cis-1,2-Dichloroethene	ND	ug/kg	5.0	1	08/31/20 09:47	08/31/20 11:49	156-59-2	
trans-1,2-Dichloroethene	ND	ug/kg	5.0	1	08/31/20 09:47	08/31/20 11:49	156-60-5	
1,2-Dichloropropane	ND	ug/kg	5.0	1	08/31/20 09:47	08/31/20 11:49	78-87-5	
1,3-Dichloropropane	ND	ug/kg	5.0	1	08/31/20 09:47	08/31/20 11:49	142-28-9	
2,2-Dichloropropane	ND	ug/kg	5.0	1	08/31/20 09:47	08/31/20 11:49	594-20-7	
1,1-Dichloropropene	ND	ug/kg	5.0	1	08/31/20 09:47	08/31/20 11:49	563-58-6	

REPORT OF LABORATORY ANALYSIS

This report shall not be reproduced, except in full,
without the written consent of Pace Analytical Services, LLC.

Pace Analytical Services, LLC
9800 Kincey Ave. Suite 100
Huntersville, NC 28078
(704)875-9092

ANALYTICAL RESULTS

Project: Colonial Pipeline (8/28 Soil)
Pace Project No.: 92493075

Sample: MW-5 (7.5-10) **Lab ID: 92493075001** Collected: 08/28/20 16:05 Received: 08/28/20 16:45 Matrix: Solid

Results reported on a "dry weight" basis and are adjusted for percent moisture, sample size and any dilutions.

Parameters	Results	Units	Report Limit	DF	Prepared	Analyzed	CAS No.	Qual
8260D/5035A/5030B Volatiles	Analytical Method: EPA 8260D Preparation Method: EPA 5035A/5030B Pace Analytical Services - Charlotte							
cis-1,3-Dichloropropene	ND	ug/kg	5.0	1	08/31/20 09:47	08/31/20 11:49	10061-01-5	
trans-1,3-Dichloropropene	ND	ug/kg	5.0	1	08/31/20 09:47	08/31/20 11:49	10061-02-6	
Diisopropyl ether	ND	ug/kg	5.0	1	08/31/20 09:47	08/31/20 11:49	108-20-3	
Ethylbenzene	ND	ug/kg	5.0	1	08/31/20 09:47	08/31/20 11:49	100-41-4	
Hexachloro-1,3-butadiene	ND	ug/kg	5.0	1	08/31/20 09:47	08/31/20 11:49	87-68-3	
2-Hexanone	ND	ug/kg	50.3	1	08/31/20 09:47	08/31/20 11:49	591-78-6	
Isopropylbenzene (Cumene)	ND	ug/kg	5.0	1	08/31/20 09:47	08/31/20 11:49	98-82-8	
p-Isopropyltoluene	ND	ug/kg	5.0	1	08/31/20 09:47	08/31/20 11:49	99-87-6	
Methylene Chloride	ND	ug/kg	20.1	1	08/31/20 09:47	08/31/20 11:49	75-09-2	
4-Methyl-2-pentanone (MIBK)	ND	ug/kg	50.3	1	08/31/20 09:47	08/31/20 11:49	108-10-1	
Methyl-tert-butyl ether	ND	ug/kg	5.0	1	08/31/20 09:47	08/31/20 11:49	1634-04-4	
Naphthalene	ND	ug/kg	5.0	1	08/31/20 09:47	08/31/20 11:49	91-20-3	
n-Propylbenzene	ND	ug/kg	5.0	1	08/31/20 09:47	08/31/20 11:49	103-65-1	
Styrene	ND	ug/kg	5.0	1	08/31/20 09:47	08/31/20 11:49	100-42-5	
1,1,1,2-Tetrachloroethane	ND	ug/kg	5.0	1	08/31/20 09:47	08/31/20 11:49	630-20-6	
1,1,2,2-Tetrachloroethane	ND	ug/kg	5.0	1	08/31/20 09:47	08/31/20 11:49	79-34-5	
Tetrachloroethene	ND	ug/kg	5.0	1	08/31/20 09:47	08/31/20 11:49	127-18-4	
Toluene	ND	ug/kg	5.0	1	08/31/20 09:47	08/31/20 11:49	108-88-3	
1,2,3-Trichlorobenzene	ND	ug/kg	5.0	1	08/31/20 09:47	08/31/20 11:49	87-61-6	
1,2,4-Trichlorobenzene	ND	ug/kg	5.0	1	08/31/20 09:47	08/31/20 11:49	120-82-1	
1,1,1-Trichloroethane	ND	ug/kg	5.0	1	08/31/20 09:47	08/31/20 11:49	71-55-6	
1,1,2-Trichloroethane	ND	ug/kg	5.0	1	08/31/20 09:47	08/31/20 11:49	79-00-5	
Trichloroethene	ND	ug/kg	5.0	1	08/31/20 09:47	08/31/20 11:49	79-01-6	
Trichlorofluoromethane	ND	ug/kg	5.0	1	08/31/20 09:47	08/31/20 11:49	75-69-4	
1,2,3-Trichloropropane	ND	ug/kg	5.0	1	08/31/20 09:47	08/31/20 11:49	96-18-4	
1,2,4-Trimethylbenzene	ND	ug/kg	5.0	1	08/31/20 09:47	08/31/20 11:49	95-63-6	
1,3,5-Trimethylbenzene	ND	ug/kg	5.0	1	08/31/20 09:47	08/31/20 11:49	108-67-8	
Vinyl acetate	ND	ug/kg	50.3	1	08/31/20 09:47	08/31/20 11:49	108-05-4	
Vinyl chloride	ND	ug/kg	10.1	1	08/31/20 09:47	08/31/20 11:49	75-01-4	
Xylene (Total)	ND	ug/kg	10.1	1	08/31/20 09:47	08/31/20 11:49	1330-20-7	
m&p-Xylene	ND	ug/kg	10.1	1	08/31/20 09:47	08/31/20 11:49	179601-23-1	
o-Xylene	ND	ug/kg	5.0	1	08/31/20 09:47	08/31/20 11:49	95-47-6	
Surrogates								
Toluene-d8 (S)	101	%	70-130	1	08/31/20 09:47	08/31/20 11:49	2037-26-5	
4-Bromofluorobenzene (S)	103	%	70-130	1	08/31/20 09:47	08/31/20 11:49	460-00-4	
1,2-Dichloroethane-d4 (S)	107	%	70-132	1	08/31/20 09:47	08/31/20 11:49	17060-07-0	
Percent Moisture	Analytical Method: ASTM D2974-87 Pace Analytical Services - Charlotte							
Percent Moisture	**22.1**	%	0.10	1		08/28/20 18:03		
Total Solids 2540 G-2011	Analytical Method: SM 2540G Preparation Method: SM 2540 G Pace National - Mt. Juliet							
Total Solids	**77.9**	%		1	08/31/20 05:23	08/31/20 05:32		

REPORT OF LABORATORY ANALYSIS

This report shall not be reproduced, except in full,
without the written consent of Pace Analytical Services, LLC.

Pace Analytical Services, LLC
9800 Kincey Ave. Suite 100
Huntersville, NC 28078
(704)875-9092

ANALYTICAL RESULTS

Project: Colonial Pipeline (8/28 Soil)
Pace Project No.: 92493075

Sample: MW-5 (20-22.5) **Lab ID: 92493075002** Collected: 08/28/20 16:15 Received: 08/28/20 16:45 Matrix: Solid

Results reported on a "dry weight" basis and are adjusted for percent moisture, sample size and any dilutions.

Parameters	Results	Units	Report Limit	DF	Prepared	Analyzed	CAS No.	Qual
MADEPV	Analytical Method: MADEP VPH Preparation Method: MADEPV Pace National - Mt. Juliet							
Aliphatic (C05-C08)	ND	mg/kg	7.72	1	08/28/20 16:15	09/01/20 00:02		
Aliphatic (C09-C12)	ND	mg/kg	7.72	1	08/28/20 16:15	09/01/20 00:02		
Aromatic (C09-C10),Unadjusted	ND	mg/kg	7.72	1	08/28/20 16:15	09/01/20 00:02	TPHC9C10A	
Total VPH	ND	mg/kg	7.72	1	08/28/20 16:15	09/01/20 00:02	VPH	
Surrogates								
2,5-Dibromotoluene (FID)	95.9	%	70.0-130	1	08/28/20 16:15	09/01/20 00:02	615-59-8FID	
2,5-Dibromotoluene (PID)	92.0	%	70.0-130	1	08/28/20 16:15	09/01/20 00:02	615-59-8PID	
8260D/5035A/5030B Volatiles	Analytical Method: EPA 8260D Preparation Method: EPA 5035A/5030B Pace Analytical Services - Charlotte							
Acetone	ND	ug/kg	97.6	1	08/31/20 09:47	08/31/20 12:06	67-64-1	
Benzene	ND	ug/kg	4.9	1	08/31/20 09:47	08/31/20 12:06	71-43-2	
Bromobenzene	ND	ug/kg	4.9	1	08/31/20 09:47	08/31/20 12:06	108-86-1	
Bromochloromethane	ND	ug/kg	4.9	1	08/31/20 09:47	08/31/20 12:06	74-97-5	
Bromodichloromethane	ND	ug/kg	4.9	1	08/31/20 09:47	08/31/20 12:06	75-27-4	
Bromoform	ND	ug/kg	4.9	1	08/31/20 09:47	08/31/20 12:06	75-25-2	
Bromomethane	ND	ug/kg	9.8	1	08/31/20 09:47	08/31/20 12:06	74-83-9	
2-Butanone (MEK)	ND	ug/kg	97.6	1	08/31/20 09:47	08/31/20 12:06	78-93-3	
n-Butylbenzene	ND	ug/kg	4.9	1	08/31/20 09:47	08/31/20 12:06	104-51-8	
sec-Butylbenzene	ND	ug/kg	4.9	1	08/31/20 09:47	08/31/20 12:06	135-98-8	
tert-Butylbenzene	ND	ug/kg	4.9	1	08/31/20 09:47	08/31/20 12:06	98-06-6	
Carbon tetrachloride	ND	ug/kg	4.9	1	08/31/20 09:47	08/31/20 12:06	56-23-5	
Chlorobenzene	ND	ug/kg	4.9	1	08/31/20 09:47	08/31/20 12:06	108-90-7	
Chloroethane	ND	ug/kg	9.8	1	08/31/20 09:47	08/31/20 12:06	75-00-3	
Chloroform	ND	ug/kg	4.9	1	08/31/20 09:47	08/31/20 12:06	67-66-3	
Chloromethane	ND	ug/kg	9.8	1	08/31/20 09:47	08/31/20 12:06	74-87-3	
2-Chlorotoluene	ND	ug/kg	4.9	1	08/31/20 09:47	08/31/20 12:06	95-49-8	
4-Chlorotoluene	ND	ug/kg	4.9	1	08/31/20 09:47	08/31/20 12:06	106-43-4	
1,2-Dibromo-3-chloropropane	ND	ug/kg	4.9	1	08/31/20 09:47	08/31/20 12:06	96-12-8	
Dibromochloromethane	ND	ug/kg	4.9	1	08/31/20 09:47	08/31/20 12:06	124-48-1	
1,2-Dibromoethane (EDB)	ND	ug/kg	4.9	1	08/31/20 09:47	08/31/20 12:06	106-93-4	
Dibromomethane	ND	ug/kg	4.9	1	08/31/20 09:47	08/31/20 12:06	74-95-3	
1,2-Dichlorobenzene	ND	ug/kg	4.9	1	08/31/20 09:47	08/31/20 12:06	95-50-1	
1,3-Dichlorobenzene	ND	ug/kg	4.9	1	08/31/20 09:47	08/31/20 12:06	541-73-1	
1,4-Dichlorobenzene	ND	ug/kg	4.9	1	08/31/20 09:47	08/31/20 12:06	106-46-7	
Dichlorodifluoromethane	ND	ug/kg	9.8	1	08/31/20 09:47	08/31/20 12:06	75-71-8	L1,v1
1,1-Dichloroethane	ND	ug/kg	4.9	1	08/31/20 09:47	08/31/20 12:06	75-34-3	
1,2-Dichloroethane	ND	ug/kg	4.9	1	08/31/20 09:47	08/31/20 12:06	107-06-2	
1,1-Dichloroethene	ND	ug/kg	4.9	1	08/31/20 09:47	08/31/20 12:06	75-35-4	
cis-1,2-Dichloroethene	ND	ug/kg	4.9	1	08/31/20 09:47	08/31/20 12:06	156-59-2	
trans-1,2-Dichloroethene	ND	ug/kg	4.9	1	08/31/20 09:47	08/31/20 12:06	156-60-5	
1,2-Dichloropropane	ND	ug/kg	4.9	1	08/31/20 09:47	08/31/20 12:06	78-87-5	
1,3-Dichloropropane	ND	ug/kg	4.9	1	08/31/20 09:47	08/31/20 12:06	142-28-9	
2,2-Dichloropropane	ND	ug/kg	4.9	1	08/31/20 09:47	08/31/20 12:06	594-20-7	
1,1-Dichloropropene	ND	ug/kg	4.9	1	08/31/20 09:47	08/31/20 12:06	563-58-6	

REPORT OF LABORATORY ANALYSIS

This report shall not be reproduced, except in full,
without the written consent of Pace Analytical Services, LLC.

Pace Analytical Services, LLC
9800 Kincey Ave. Suite 100
Huntersville, NC 28078
(704)875-9092

ANALYTICAL RESULTS

Project: Colonial Pipeline (8/28 Soil)
Pace Project No.: 92493075

Sample: MW-5 (20-22.5) **Lab ID: 92493075002** Collected: 08/28/20 16:15 Received: 08/28/20 16:45 Matrix: Solid

Results reported on a "dry weight" basis and are adjusted for percent moisture, sample size and any dilutions.

Parameters	Results	Units	Report Limit	DF	Prepared	Analyzed	CAS No.	Qual
8260D/5035A/5030B Volatiles	Analytical Method: EPA 8260D Preparation Method: EPA 5035A/5030B Pace Analytical Services - Charlotte							
cis-1,3-Dichloropropene	ND	ug/kg	4.9	1	08/31/20 09:47	08/31/20 12:06	10061-01-5	
trans-1,3-Dichloropropene	ND	ug/kg	4.9	1	08/31/20 09:47	08/31/20 12:06	10061-02-6	
Diisopropyl ether	ND	ug/kg	4.9	1	08/31/20 09:47	08/31/20 12:06	108-20-3	
Ethylbenzene	ND	ug/kg	4.9	1	08/31/20 09:47	08/31/20 12:06	100-41-4	
Hexachloro-1,3-butadiene	ND	ug/kg	4.9	1	08/31/20 09:47	08/31/20 12:06	87-68-3	
2-Hexanone	ND	ug/kg	48.8	1	08/31/20 09:47	08/31/20 12:06	591-78-6	
Isopropylbenzene (Cumene)	ND	ug/kg	4.9	1	08/31/20 09:47	08/31/20 12:06	98-82-8	
p-Isopropyltoluene	ND	ug/kg	4.9	1	08/31/20 09:47	08/31/20 12:06	99-87-6	
Methylene Chloride	ND	ug/kg	19.5	1	08/31/20 09:47	08/31/20 12:06	75-09-2	
4-Methyl-2-pentanone (MIBK)	ND	ug/kg	48.8	1	08/31/20 09:47	08/31/20 12:06	108-10-1	
Methyl-tert-butyl ether	ND	ug/kg	4.9	1	08/31/20 09:47	08/31/20 12:06	1634-04-4	
Naphthalene	ND	ug/kg	4.9	1	08/31/20 09:47	08/31/20 12:06	91-20-3	
n-Propylbenzene	ND	ug/kg	4.9	1	08/31/20 09:47	08/31/20 12:06	103-65-1	
Styrene	ND	ug/kg	4.9	1	08/31/20 09:47	08/31/20 12:06	100-42-5	
1,1,1,2-Tetrachloroethane	ND	ug/kg	4.9	1	08/31/20 09:47	08/31/20 12:06	630-20-6	
1,1,2,2-Tetrachloroethane	ND	ug/kg	4.9	1	08/31/20 09:47	08/31/20 12:06	79-34-5	
Tetrachloroethene	ND	ug/kg	4.9	1	08/31/20 09:47	08/31/20 12:06	127-18-4	
Toluene	ND	ug/kg	4.9	1	08/31/20 09:47	08/31/20 12:06	108-88-3	
1,2,3-Trichlorobenzene	ND	ug/kg	4.9	1	08/31/20 09:47	08/31/20 12:06	87-61-6	
1,2,4-Trichlorobenzene	ND	ug/kg	4.9	1	08/31/20 09:47	08/31/20 12:06	120-82-1	
1,1,1-Trichloroethane	ND	ug/kg	4.9	1	08/31/20 09:47	08/31/20 12:06	71-55-6	
1,1,2-Trichloroethane	ND	ug/kg	4.9	1	08/31/20 09:47	08/31/20 12:06	79-00-5	
Trichloroethene	ND	ug/kg	4.9	1	08/31/20 09:47	08/31/20 12:06	79-01-6	
Trichlorofluoromethane	ND	ug/kg	4.9	1	08/31/20 09:47	08/31/20 12:06	75-69-4	
1,2,3-Trichloropropane	ND	ug/kg	4.9	1	08/31/20 09:47	08/31/20 12:06	96-18-4	
1,2,4-Trimethylbenzene	ND	ug/kg	4.9	1	08/31/20 09:47	08/31/20 12:06	95-63-6	
1,3,5-Trimethylbenzene	ND	ug/kg	4.9	1	08/31/20 09:47	08/31/20 12:06	108-67-8	
Vinyl acetate	ND	ug/kg	48.8	1	08/31/20 09:47	08/31/20 12:06	108-05-4	
Vinyl chloride	ND	ug/kg	9.8	1	08/31/20 09:47	08/31/20 12:06	75-01-4	
Xylene (Total)	ND	ug/kg	9.8	1	08/31/20 09:47	08/31/20 12:06	1330-20-7	
m&p-Xylene	ND	ug/kg	9.8	1	08/31/20 09:47	08/31/20 12:06	179601-23-1	
o-Xylene	ND	ug/kg	4.9	1	08/31/20 09:47	08/31/20 12:06	95-47-6	
Surrogates								
Toluene-d8 (S)	102	%	70-130	1	08/31/20 09:47	08/31/20 12:06	2037-26-5	
4-Bromofluorobenzene (S)	104	%	70-130	1	08/31/20 09:47	08/31/20 12:06	460-00-4	
1,2-Dichloroethane-d4 (S)	106	%	70-132	1	08/31/20 09:47	08/31/20 12:06	17060-07-0	
Percent Moisture	Analytical Method: ASTM D2974-87 Pace Analytical Services - Charlotte							
Percent Moisture	**19.7**	%	0.10	1		08/28/20 18:03		
Total Solids 2540 G-2011	Analytical Method: SM 2540G Preparation Method: SM 2540 G Pace National - Mt. Juliet							
Total Solids	**81.4**	%		1	08/31/20 05:23	08/31/20 05:32		

REPORT OF LABORATORY ANALYSIS

This report shall not be reproduced, except in full,
without the written consent of Pace Analytical Services, LLC.

Pace Analytical Services, LLC
9800 Kincey Ave. Suite 100
Huntersville, NC 28078
(704)875-9092

ANALYTICAL RESULTS

Project: Colonial Pipeline (8/28 Soil)
Pace Project No.: 92493075

Sample: TB-1 **Lab ID: 92493075003** Collected: 08/28/20 00:00 Received: 08/28/20 16:45 Matrix: Water

Parameters	Results	Units	Report Limit	DF	Prepared	Analyzed	CAS No.	Qual
8260D MSV Low Level	Analytical Method: EPA 8260D Pace Analytical Services - Charlotte							
Acetone	ND	ug/L	25.0	1		08/29/20 13:17	67-64-1	
Benzene	ND	ug/L	1.0	1		08/29/20 13:17	71-43-2	
Bromobenzene	ND	ug/L	1.0	1		08/29/20 13:17	108-86-1	
Bromochloromethane	ND	ug/L	1.0	1		08/29/20 13:17	74-97-5	
Bromodichloromethane	ND	ug/L	1.0	1		08/29/20 13:17	75-27-4	
Bromoform	ND	ug/L	1.0	1		08/29/20 13:17	75-25-2	
Bromomethane	ND	ug/L	2.0	1		08/29/20 13:17	74-83-9	v2
2-Butanone (MEK)	ND	ug/L	5.0	1		08/29/20 13:17	78-93-3	
Carbon tetrachloride	ND	ug/L	1.0	1		08/29/20 13:17	56-23-5	
Chlorobenzene	ND	ug/L	1.0	1		08/29/20 13:17	108-90-7	
Chloroethane	ND	ug/L	1.0	1		08/29/20 13:17	75-00-3	
Chloroform	ND	ug/L	5.0	1		08/29/20 13:17	67-66-3	
Chloromethane	ND	ug/L	1.0	1		08/29/20 13:17	74-87-3	
2-Chlorotoluene	ND	ug/L	1.0	1		08/29/20 13:17	95-49-8	
4-Chlorotoluene	ND	ug/L	1.0	1		08/29/20 13:17	106-43-4	
1,2-Dibromo-3-chloropropane	ND	ug/L	5.0	1		08/29/20 13:17	96-12-8	
Dibromochloromethane	ND	ug/L	1.0	1		08/29/20 13:17	124-48-1	
1,2-Dibromoethane (EDB)	ND	ug/L	1.0	1		08/29/20 13:17	106-93-4	
Dibromomethane	ND	ug/L	1.0	1		08/29/20 13:17	74-95-3	
1,2-Dichlorobenzene	ND	ug/L	1.0	1		08/29/20 13:17	95-50-1	
1,3-Dichlorobenzene	ND	ug/L	1.0	1		08/29/20 13:17	541-73-1	
1,4-Dichlorobenzene	ND	ug/L	1.0	1		08/29/20 13:17	106-46-7	
Dichlorodifluoromethane	ND	ug/L	1.0	1		08/29/20 13:17	75-71-8	
1,1-Dichloroethane	ND	ug/L	1.0	1		08/29/20 13:17	75-34-3	
1,2-Dichloroethane	ND	ug/L	1.0	1		08/29/20 13:17	107-06-2	
1,1-Dichloroethene	ND	ug/L	1.0	1		08/29/20 13:17	75-35-4	
cis-1,2-Dichloroethene	ND	ug/L	1.0	1		08/29/20 13:17	156-59-2	
trans-1,2-Dichloroethene	ND	ug/L	1.0	1		08/29/20 13:17	156-60-5	
1,2-Dichloropropane	ND	ug/L	1.0	1		08/29/20 13:17	78-87-5	
1,3-Dichloropropane	ND	ug/L	1.0	1		08/29/20 13:17	142-28-9	
2,2-Dichloropropane	ND	ug/L	1.0	1		08/29/20 13:17	594-20-7	
1,1-Dichloropropene	ND	ug/L	1.0	1		08/29/20 13:17	563-58-6	
cis-1,3-Dichloropropene	ND	ug/L	1.0	1		08/29/20 13:17	10061-01-5	
trans-1,3-Dichloropropene	ND	ug/L	1.0	1		08/29/20 13:17	10061-02-6	
Diisopropyl ether	ND	ug/L	1.0	1		08/29/20 13:17	108-20-3	
Ethylbenzene	ND	ug/L	1.0	1		08/29/20 13:17	100-41-4	
Hexachloro-1,3-butadiene	ND	ug/L	1.0	1		08/29/20 13:17	87-68-3	
2-Hexanone	ND	ug/L	5.0	1		08/29/20 13:17	591-78-6	
p-Isopropyltoluene	ND	ug/L	1.0	1		08/29/20 13:17	99-87-6	
Methylene Chloride	ND	ug/L	5.0	1		08/29/20 13:17	75-09-2	
4-Methyl-2-pentanone (MIBK)	ND	ug/L	5.0	1		08/29/20 13:17	108-10-1	
Methyl-tert-butyl ether	ND	ug/L	1.0	1		08/29/20 13:17	1634-04-4	
Naphthalene	ND	ug/L	1.0	1		08/29/20 13:17	91-20-3	
Styrene	ND	ug/L	1.0	1		08/29/20 13:17	100-42-5	
1,1,1,2-Tetrachloroethane	ND	ug/L	1.0	1		08/29/20 13:17	630-20-6	
1,1,2,2-Tetrachloroethane	ND	ug/L	1.0	1		08/29/20 13:17	79-34-5	

REPORT OF LABORATORY ANALYSIS

This report shall not be reproduced, except in full,
without the written consent of Pace Analytical Services, LLC.

Pace Analytical Services, LLC
9800 Kincey Ave. Suite 100
Huntersville, NC 28078
(704)875-9092

ANALYTICAL RESULTS

Project: Colonial Pipeline (8/28 Soil)
Pace Project No.: 92493075

Sample: TB-1 **Lab ID: 92493075003** Collected: 08/28/20 00:00 Received: 08/28/20 16:45 Matrix: Water

Parameters	Results	Units	Report Limit	DF	Prepared	Analyzed	CAS No.	Qual
8260D MSV Low Level	Analytical Method: EPA 8260D Pace Analytical Services - Charlotte							
Tetrachloroethene	ND	ug/L	1.0	1		08/29/20 13:17	127-18-4	
Toluene	ND	ug/L	1.0	1		08/29/20 13:17	108-88-3	
1,2,3-Trichlorobenzene	ND	ug/L	1.0	1		08/29/20 13:17	87-61-6	
1,2,4-Trichlorobenzene	ND	ug/L	1.0	1		08/29/20 13:17	120-82-1	
1,1,1-Trichloroethane	ND	ug/L	1.0	1		08/29/20 13:17	71-55-6	
1,1,2-Trichloroethane	ND	ug/L	1.0	1		08/29/20 13:17	79-00-5	
Trichloroethene	ND	ug/L	1.0	1		08/29/20 13:17	79-01-6	
Trichlorofluoromethane	ND	ug/L	1.0	1		08/29/20 13:17	75-69-4	
1,2,3-Trichloropropane	ND	ug/L	1.0	1		08/29/20 13:17	96-18-4	
Vinyl acetate	ND	ug/L	2.0	1		08/29/20 13:17	108-05-4	
Vinyl chloride	ND	ug/L	1.0	1		08/29/20 13:17	75-01-4	
Xylene (Total)	ND	ug/L	1.0	1		08/29/20 13:17	1330-20-7	
m&p-Xylene	ND	ug/L	2.0	1		08/29/20 13:17	179601-23-1	
o-Xylene	ND	ug/L	1.0	1		08/29/20 13:17	95-47-6	
Surrogates								
4-Bromofluorobenzene (S)	102	%	70-130	1		08/29/20 13:17	460-00-4	
1,2-Dichloroethane-d4 (S)	103	%	70-130	1		08/29/20 13:17	17060-07-0	
Toluene-d8 (S)	102	%	70-130	1		08/29/20 13:17	2037-26-5	

REPORT OF LABORATORY ANALYSIS

This report shall not be reproduced, except in full,
without the written consent of Pace Analytical Services, LLC.

Pace Analytical Services, LLC
9800 Kincey Ave. Suite 100
Huntersville, NC 28078
(704)875-9092

QUALITY CONTROL DATA

Project: Colonial Pipeline (8/28 Soil)
Pace Project No.: 92493075

QC Batch: 1535707
QC Batch Method: MADEPV
Analysis Method: MADEP VPH
Analysis Description: MADEPV
Laboratory: Pace National - Mt. Juliet
Associated Lab Samples: 92493075001, 92493075002

METHOD BLANK: R3565884-3 Matrix: Solid
Associated Lab Samples: 92493075001, 92493075002

Parameter	Units	Blank Result	Reporting Limit	Analyzed	Qualifiers
Aliphatic (C05-C08)	mg/kg	ND	5.00	08/31/20 21:49	
Aliphatic (C09-C12)	mg/kg	ND	5.00	08/31/20 21:49	
Aromatic (C09-C10),Unadjusted	mg/kg	ND	5.00	08/31/20 21:49	
Total VPH	mg/kg	ND	5.00	08/31/20 21:49	
2,5-Dibromotoluene (FID)	%	92.8	70.0-130	08/31/20 21:49	
2,5-Dibromotoluene (PID)	%	91.3	70.0-130	08/31/20 21:49	

LABORATORY CONTROL SAMPLE & LCSD: R3565884-1 R3565884-2

Parameter	Units	Spike Conc.	LCS Result	LCSD Result	LCS % Rec	LCSD % Rec	% Rec Limits	RPD	Max RPD	Qualifiers
Aliphatic (C05-C08)	mg/kg	60.0	58.0	58.5	96.7	97.5	70.0-130	0.858	25	
Aliphatic (C09-C12)	mg/kg	70.0	70.6	70.3	101	100	70.0-130	0.426	25	
Aromatic (C09-C10),Unadjusted	mg/kg	10.0	9.35	9.69	93.5	96.9	70.0-130	3.57	25	
Total VPH	mg/kg	140	138	138	98.6	98.6	70.0-130	0.00	25	
2,5-Dibromotoluene (FID)	%				102	97.8	70.0-130			
2,5-Dibromotoluene (PID)	%				99.4	97.1	70.0-130			

Results presented on this page are in the units indicated by the "Units" column except where an alternate unit is presented to the right of the result.

REPORT OF LABORATORY ANALYSIS

This report shall not be reproduced, except in full,
without the written consent of Pace Analytical Services, LLC.

Pace Analytical Services, LLC
9800 Kincey Ave. Suite 100
Huntersville, NC 28078
(704)875-9092

QUALITY CONTROL DATA

Project: Colonial Pipeline (8/28 Soil)
Pace Project No.: 92493075

QC Batch: 563383
QC Batch Method: EPA 5035A/5030B
Analysis Method: EPA 8260D
Analysis Description: 8260D 5035A 5030B
Laboratory: Pace Analytical Services - Charlotte
Associated Lab Samples: 92493075001, 92493075002

METHOD BLANK: 2987188 Matrix: Solid
Associated Lab Samples: 92493075001, 92493075002

Parameter	Units	Blank Result	Reporting Limit	Analyzed	Qualifiers
1,1,1,2-Tetrachloroethane	ug/kg	ND	5.0	08/31/20 10:39	
1,1,1-Trichloroethane	ug/kg	ND	5.0	08/31/20 10:39	
1,1,2,2-Tetrachloroethane	ug/kg	ND	5.0	08/31/20 10:39	
1,1,2-Trichloroethane	ug/kg	ND	5.0	08/31/20 10:39	
1,1-Dichloroethane	ug/kg	ND	5.0	08/31/20 10:39	
1,1-Dichloroethene	ug/kg	ND	5.0	08/31/20 10:39	
1,1-Dichloropropene	ug/kg	ND	5.0	08/31/20 10:39	
1,2,3-Trichlorobenzene	ug/kg	ND	5.0	08/31/20 10:39	
1,2,3-Trichloropropane	ug/kg	ND	5.0	08/31/20 10:39	
1,2,4-Trichlorobenzene	ug/kg	ND	5.0	08/31/20 10:39	
1,2,4-Trimethylbenzene	ug/kg	ND	5.0	08/31/20 10:39	
1,2-Dibromo-3-chloropropane	ug/kg	ND	5.0	08/31/20 10:39	
1,2-Dibromoethane (EDB)	ug/kg	ND	5.0	08/31/20 10:39	
1,2-Dichlorobenzene	ug/kg	ND	5.0	08/31/20 10:39	
1,2-Dichloroethane	ug/kg	ND	5.0	08/31/20 10:39	
1,2-Dichloropropane	ug/kg	ND	5.0	08/31/20 10:39	
1,3,5-Trimethylbenzene	ug/kg	ND	5.0	08/31/20 10:39	
1,3-Dichlorobenzene	ug/kg	ND	5.0	08/31/20 10:39	
1,3-Dichloropropane	ug/kg	ND	5.0	08/31/20 10:39	
1,4-Dichlorobenzene	ug/kg	ND	5.0	08/31/20 10:39	
2,2-Dichloropropane	ug/kg	ND	5.0	08/31/20 10:39	
2-Butanone (MEK)	ug/kg	ND	100	08/31/20 10:39	
2-Chlorotoluene	ug/kg	ND	5.0	08/31/20 10:39	
2-Hexanone	ug/kg	ND	50.0	08/31/20 10:39	
4-Chlorotoluene	ug/kg	ND	5.0	08/31/20 10:39	
4-Methyl-2-pentanone (MIBK)	ug/kg	ND	50.0	08/31/20 10:39	
Acetone	ug/kg	ND	100	08/31/20 10:39	
Benzene	ug/kg	ND	5.0	08/31/20 10:39	
Bromobenzene	ug/kg	ND	5.0	08/31/20 10:39	
Bromochloromethane	ug/kg	ND	5.0	08/31/20 10:39	
Bromodichloromethane	ug/kg	ND	5.0	08/31/20 10:39	
Bromoform	ug/kg	ND	5.0	08/31/20 10:39	
Bromomethane	ug/kg	ND	10.0	08/31/20 10:39	
Carbon tetrachloride	ug/kg	ND	5.0	08/31/20 10:39	
Chlorobenzene	ug/kg	ND	5.0	08/31/20 10:39	
Chloroethane	ug/kg	ND	10.0	08/31/20 10:39	
Chloroform	ug/kg	ND	5.0	08/31/20 10:39	
Chloromethane	ug/kg	ND	10.0	08/31/20 10:39	
cis-1,2-Dichloroethene	ug/kg	ND	5.0	08/31/20 10:39	
cis-1,3-Dichloropropene	ug/kg	ND	5.0	08/31/20 10:39	

Results presented on this page are in the units indicated by the "Units" column except where an alternate unit is presented to the right of the result.

REPORT OF LABORATORY ANALYSIS

This report shall not be reproduced, except in full,
without the written consent of Pace Analytical Services, LLC.

Pace Analytical Services, LLC
9800 Kincey Ave. Suite 100
Huntersville, NC 28078
(704)875-9092

QUALITY CONTROL DATA

Project: Colonial Pipeline (8/28 Soil)
Pace Project No.: 92493075

METHOD BLANK: 2987188 Matrix: Solid
Associated Lab Samples: 92493075001, 92493075002

Parameter	Units	Blank Result	Reporting Limit	Analyzed	Qualifiers
Dibromochloromethane	ug/kg	ND	5.0	08/31/20 10:39	
Dibromomethane	ug/kg	ND	5.0	08/31/20 10:39	
Dichlorodifluoromethane	ug/kg	ND	10.0	08/31/20 10:39	v1
Diisopropyl ether	ug/kg	ND	5.0	08/31/20 10:39	
Ethylbenzene	ug/kg	ND	5.0	08/31/20 10:39	
Hexachloro-1,3-butadiene	ug/kg	ND	5.0	08/31/20 10:39	
Isopropylbenzene (Cumene)	ug/kg	ND	5.0	08/31/20 10:39	
m&p-Xylene	ug/kg	ND	10.0	08/31/20 10:39	
Methyl-tert-butyl ether	ug/kg	ND	5.0	08/31/20 10:39	
Methylene Chloride	ug/kg	ND	20.0	08/31/20 10:39	
n-Butylbenzene	ug/kg	ND	5.0	08/31/20 10:39	
n-Propylbenzene	ug/kg	ND	5.0	08/31/20 10:39	
Naphthalene	ug/kg	ND	5.0	08/31/20 10:39	
o-Xylene	ug/kg	ND	5.0	08/31/20 10:39	
p-Isopropyltoluene	ug/kg	ND	5.0	08/31/20 10:39	
sec-Butylbenzene	ug/kg	ND	5.0	08/31/20 10:39	
Styrene	ug/kg	ND	5.0	08/31/20 10:39	
tert-Butylbenzene	ug/kg	ND	5.0	08/31/20 10:39	
Tetrachloroethene	ug/kg	ND	5.0	08/31/20 10:39	
Toluene	ug/kg	ND	5.0	08/31/20 10:39	
trans-1,2-Dichloroethene	ug/kg	ND	5.0	08/31/20 10:39	
trans-1,3-Dichloropropene	ug/kg	ND	5.0	08/31/20 10:39	
Trichloroethene	ug/kg	ND	5.0	08/31/20 10:39	
Trichlorofluoromethane	ug/kg	ND	5.0	08/31/20 10:39	
Vinyl acetate	ug/kg	ND	50.0	08/31/20 10:39	
Vinyl chloride	ug/kg	ND	10.0	08/31/20 10:39	
Xylene (Total)	ug/kg	ND	10.0	08/31/20 10:39	
1,2-Dichloroethane-d4 (S)	%	104	70-132	08/31/20 10:39	
4-Bromofluorobenzene (S)	%	100	70-130	08/31/20 10:39	
Toluene-d8 (S)	%	99	70-130	08/31/20 10:39	

LABORATORY CONTROL SAMPLE: 2987189

Parameter	Units	Spike Conc.	LCS Result	LCS % Rec	% Rec Limits	Qualifiers
1,1,1,2-Tetrachloroethane	ug/kg	1250	1310	105	70-130	
1,1,1-Trichloroethane	ug/kg	1250	1220	98	70-130	
1,1,2,2-Tetrachloroethane	ug/kg	1250	1240	99	55-130	
1,1,2-Trichloroethane	ug/kg	1250	1240	99	70-130	
1,1-Dichloroethane	ug/kg	1250	1250	100	68-130	
1,1-Dichloroethene	ug/kg	1250	1280	102	70-130	
1,1-Dichloropropene	ug/kg	1250	1240	99	70-130	
1,2,3-Trichlorobenzene	ug/kg	1250	1210	97	70-130	
1,2,3-Trichloropropane	ug/kg	1250	1270	102	70-130	
1,2,4-Trichlorobenzene	ug/kg	1250	1210	97	70-130	

Results presented on this page are in the units indicated by the "Units" column except where an alternate unit is presented to the right of the result.

REPORT OF LABORATORY ANALYSIS

This report shall not be reproduced, except in full,
without the written consent of Pace Analytical Services, LLC.

Pace Analytical Services, LLC
9800 Kincey Ave. Suite 100
Huntersville, NC 28078
(704)875-9092

QUALITY CONTROL DATA

Project: Colonial Pipeline (8/28 Soil)
Pace Project No.: 92493075

LABORATORY CONTROL SAMPLE: 2987189

Parameter	Units	Spike Conc.	LCS Result	LCS % Rec	% Rec Limits	Qualifiers
1,2,4-Trimethylbenzene	ug/kg	1250	1190	95	69-130	
1,2-Dibromo-3-chloropropane	ug/kg	1250	1380	110	57-141	
1,2-Dibromoethane (EDB)	ug/kg	1250	1290	103	70-130	
1,2-Dichlorobenzene	ug/kg	1250	1240	99	70-130	
1,2-Dichloroethane	ug/kg	1250	1220	97	70-130	
1,2-Dichloropropane	ug/kg	1250	1270	102	70-130	
1,3,5-Trimethylbenzene	ug/kg	1250	1210	97	70-130	
1,3-Dichlorobenzene	ug/kg	1250	1220	97	70-130	
1,3-Dichloropropane	ug/kg	1250	1260	100	70-130	
1,4-Dichlorobenzene	ug/kg	1250	1180	95	70-130	
2,2-Dichloropropane	ug/kg	1250	1270	101	70-130	
2-Butanone (MEK)	ug/kg	2500	2410	97	60-130	
2-Chlorotoluene	ug/kg	1250	1220	98	70-130	
2-Hexanone	ug/kg	2500	2580	103	70-132	
4-Chlorotoluene	ug/kg	1250	1210	97	70-130	
4-Methyl-2-pentanone (MIBK)	ug/kg	2500	2510	100	69-130	
Acetone	ug/kg	2500	2430	97	49-148	
Benzene	ug/kg	1250	1210	97	70-130	
Bromobenzene	ug/kg	1250	1210	97	70-130	
Bromochloromethane	ug/kg	1250	1310	105	70-130	
Bromodichloromethane	ug/kg	1250	1200	96	70-130	
Bromoform	ug/kg	1250	1390	111	68-136	
Bromomethane	ug/kg	1250	1280	102	60-140	
Carbon tetrachloride	ug/kg	1250	1300	104	70-130	
Chlorobenzene	ug/kg	1250	1230	98	70-130	
Chloroethane	ug/kg	1250	1190	95	51-147	
Chloroform	ug/kg	1250	1210	97	70-130	
Chloromethane	ug/kg	1250	1220	98	48-130	
cis-1,2-Dichloroethene	ug/kg	1250	1200	96	70-130	
cis-1,3-Dichloropropene	ug/kg	1250	1320	106	70-130	
Dibromochloromethane	ug/kg	1250	1400	112	70-130	
Dibromomethane	ug/kg	1250	1280	102	70-130	
Dichlorodifluoromethane	ug/kg	1250	1820	146	49-130	L1,v1
Diisopropyl ether	ug/kg	1250	1240	99	66-130	
Ethylbenzene	ug/kg	1250	1190	95	70-130	
Hexachloro-1,3-butadiene	ug/kg	1250	1250	100	70-130	
Isopropylbenzene (Cumene)	ug/kg	1250	1260	101	70-130	
m&p-Xylene	ug/kg	2500	2420	97	70-130	
Methyl-tert-butyl ether	ug/kg	1250	1190	96	70-130	
Methylene Chloride	ug/kg	1250	1190	95	50-137	
n-Butylbenzene	ug/kg	1250	1200	96	70-130	
n-Propylbenzene	ug/kg	1250	1210	97	70-130	
Naphthalene	ug/kg	1250	1230	99	70-131	
o-Xylene	ug/kg	1250	1230	98	70-130	
p-Isopropyltoluene	ug/kg	1250	1200	96	70-130	
sec-Butylbenzene	ug/kg	1250	1190	95	70-130	
Styrene	ug/kg	1250	1280	102	70-130	

Results presented on this page are in the units indicated by the "Units" column except where an alternate unit is presented to the right of the result.

REPORT OF LABORATORY ANALYSIS

This report shall not be reproduced, except in full,
without the written consent of Pace Analytical Services, LLC.

Pace Analytical Services, LLC
9800 Kincey Ave. Suite 100
Huntersville, NC 28078
(704)875-9092

QUALITY CONTROL DATA

Project: Colonial Pipeline (8/28 Soil)
Pace Project No.: 92493075

LABORATORY CONTROL SAMPLE: 2987189

Parameter	Units	Spike Conc.	LCS Result	LCS % Rec	% Rec Limits	Qualifiers
tert-Butylbenzene	ug/kg	1250	1170	93	69-130	
Tetrachloroethene	ug/kg	1250	1280	103	56-130	
Toluene	ug/kg	1250	1170	94	70-130	
trans-1,2-Dichloroethene	ug/kg	1250	1230	98	70-130	
trans-1,3-Dichloropropene	ug/kg	1250	1280	103	70-130	
Trichloroethene	ug/kg	1250	1250	100	70-141	
Trichlorofluoromethane	ug/kg	1250	1240	99	67-130	
Vinyl acetate	ug/kg	2500	2540	101	10-136	
Vinyl chloride	ug/kg	1250	1260	101	67-130	
Xylene (Total)	ug/kg	3750	3650	97	70-130	
1,2-Dichloroethane-d4 (S)	%			90	70-132	
4-Bromofluorobenzene (S)	%			102	70-130	
Toluene-d8 (S)	%			99	70-130	

MATRIX SPIKE SAMPLE: 2987191

Parameter	Units	92493060002 Result	Spike Conc.	MS Result	MS % Rec	% Rec Limits	Qualifiers
1,1,1,2-Tetrachloroethane	ug/kg	ND	491	493	101	52-133	
1,1,1-Trichloroethane	ug/kg	ND	491	536	109	49-137	
1,1,2,2-Tetrachloroethane	ug/kg	ND	491	464	95	39-150	
1,1,2-Trichloroethane	ug/kg	ND	491	522	106	48-140	
1,1-Dichloroethane	ug/kg	ND	491	533	109	46-135	
1,1-Dichloroethene	ug/kg	ND	491	331	67	38-149	
1,1-Dichloropropene	ug/kg	ND	491	551	112	41-140	
1,2,3-Trichlorobenzene	ug/kg	ND	491	311	63	10-158	
1,2,3-Trichloropropane	ug/kg	ND	491	472	96	33-157	
1,2,4-Trichlorobenzene	ug/kg	ND	491	448	91	10-155	
1,2,4-Trimethylbenzene	ug/kg	ND	491	508	104	24-154	
1,2-Dibromo-3-chloropropane	ug/kg	ND	491	331	67	33-158	
1,2-Dibromoethane (EDB)	ug/kg	ND	491	471	96	40-136	
1,2-Dichlorobenzene	ug/kg	ND	491	514	105	27-146	
1,2-Dichloroethane	ug/kg	ND	491	540	110	49-140	
1,2-Dichloropropane	ug/kg	ND	491	541	110	44-143	
1,3,5-Trimethylbenzene	ug/kg	ND	491	518	106	40-144	
1,3-Dichlorobenzene	ug/kg	ND	491	508	104	33-140	
1,3-Dichloropropane	ug/kg	ND	491	479	98	47-147	
1,4-Dichlorobenzene	ug/kg	ND	491	506	103	35-139	
2,2-Dichloropropane	ug/kg	ND	491	512	104	41-140	
2-Butanone (MEK)	ug/kg	ND	981	727	74	10-181	
2-Chlorotoluene	ug/kg	ND	491	517	105	38-147	
2-Hexanone	ug/kg	ND	981	455	46	18-169	
4-Chlorotoluene	ug/kg	ND	491	508	104	36-145	
4-Methyl-2-pentanone (MIBK)	ug/kg	ND	981	566	58	16-175	
Acetone	ug/kg	ND	981	596	61	10-200	
Benzene	ug/kg	ND	491	513	105	46-136	

Results presented on this page are in the units indicated by the "Units" column except where an alternate unit is presented to the right of the result.

REPORT OF LABORATORY ANALYSIS

This report shall not be reproduced, except in full,
without the written consent of Pace Analytical Services, LLC.

Pace Analytical Services, LLC
9800 Kincey Ave. Suite 100
Huntersville, NC 28078
(704)875-9092

QUALITY CONTROL DATA

Project: Colonial Pipeline (8/28 Soil)
Pace Project No.: 92493075

MATRIX SPIKE SAMPLE: 2987191

Parameter	Units	92493060002 Result	Spike Conc.	MS Result	MS % Rec	% Rec Limits	Qualifiers
Bromobenzene	ug/kg	ND	491	483	99	38-149	
Bromochloromethane	ug/kg	ND	491	568	116	44-142	
Bromodichloromethane	ug/kg	ND	491	454	93	41-140	
Bromoform	ug/kg	ND	491	426	87	34-145	
Bromomethane	ug/kg	ND	491	499	102	14-162	
Carbon tetrachloride	ug/kg	ND	491	503	102	44-141	
Chlorobenzene	ug/kg	ND	491	505	103	39-141	
Chloroethane	ug/kg	ND	491	101	21	10-182	
Chloroform	ug/kg	ND	491	508	104	45-140	
Chloromethane	ug/kg	ND	491	627	126	19-149	
cis-1,2-Dichloroethene	ug/kg	ND	491	518	106	38-150	
cis-1,3-Dichloropropene	ug/kg	ND	491	524	107	30-144	
Dibromochloromethane	ug/kg	ND	491	461	94	36-145	
Dibromomethane	ug/kg	ND	491	489	100	41-145	
Dichlorodifluoromethane	ug/kg	ND	491	882	180	16-146	M0,v1
Diisopropyl ether	ug/kg	ND	491	530	108	41-143	
Ethylbenzene	ug/kg	ND	491	487	99	35-144	
Hexachloro-1,3-butadiene	ug/kg	ND	491	535	109	10-160	
Isopropylbenzene (Cumene)	ug/kg	ND	491	531	108	30-152	
m&p-Xylene	ug/kg	ND	981	992	101	33-145	
Methyl-tert-butyl ether	ug/kg	ND	491	507	103	49-140	
Methylene Chloride	ug/kg	ND	491	531	108	10-174	
n-Butylbenzene	ug/kg	ND	491	526	107	10-160	
n-Propylbenzene	ug/kg	ND	491	519	106	24-159	
Naphthalene	ug/kg	ND	491	258	53	10-171	
o-Xylene	ug/kg	ND	491	501	102	31-150	
p-Isopropyltoluene	ug/kg	ND	491	513	105	21-154	
sec-Butylbenzene	ug/kg	ND	491	524	107	19-159	
Styrene	ug/kg	ND	491	516	105	15-152	
tert-Butylbenzene	ug/kg	ND	491	513	105	31-141	
Tetrachloroethene	ug/kg	ND	491	519	106	19-141	
Toluene	ug/kg	ND	491	513	104	31-146	
trans-1,2-Dichloroethene	ug/kg	ND	491	528	108	28-157	
trans-1,3-Dichloropropene	ug/kg	ND	491	481	98	25-146	
Trichloroethene	ug/kg	ND	491	532	108	34-149	
Trichlorofluoromethane	ug/kg	ND	491	101	21	10-167	
Vinyl acetate	ug/kg	ND	981	982	100	10-200	
Vinyl chloride	ug/kg	ND	491	635	129	36-155	
Xylene (Total)	ug/kg	ND	1470	1490	101	29-148	
1,2-Dichloroethane-d4 (S)	%				118	70-132	
4-Bromofluorobenzene (S)	%				101	70-130	
Toluene-d8 (S)	%				103	70-130	

Results presented on this page are in the units indicated by the "Units" column except where an alternate unit is presented to the right of the result.

REPORT OF LABORATORY ANALYSIS

This report shall not be reproduced, except in full,
without the written consent of Pace Analytical Services, LLC.

Pace Analytical Services, LLC
9800 Kincey Ave. Suite 100
Huntersville, NC 28078
(704)875-9092

QUALITY CONTROL DATA

Project: Colonial Pipeline (8/28 Soil)
Pace Project No.: 92493075

SAMPLE DUPLICATE: 2987190

Parameter	Units	92493060001 Result	Dup Result	RPD	Qualifiers
1,1,1,2-Tetrachloroethane	ug/kg	ND	ND		
1,1,1-Trichloroethane	ug/kg	ND	ND		
1,1,2,2-Tetrachloroethane	ug/kg	ND	ND		
1,1,2-Trichloroethane	ug/kg	ND	ND		
1,1-Dichloroethane	ug/kg	ND	ND		
1,1-Dichloroethene	ug/kg	ND	ND		
1,1-Dichloropropene	ug/kg	ND	ND		
1,2,3-Trichlorobenzene	ug/kg	ND	ND		
1,2,3-Trichloropropane	ug/kg	ND	ND		
1,2,4-Trichlorobenzene	ug/kg	ND	ND		
1,2,4-Trimethylbenzene	ug/kg	ND	ND		
1,2-Dibromo-3-chloropropane	ug/kg	ND	ND		
1,2-Dibromoethane (EDB)	ug/kg	ND	ND		
1,2-Dichlorobenzene	ug/kg	ND	ND		
1,2-Dichloroethane	ug/kg	ND	ND		
1,2-Dichloropropane	ug/kg	ND	ND		
1,3,5-Trimethylbenzene	ug/kg	ND	ND		
1,3-Dichlorobenzene	ug/kg	ND	ND		
1,3-Dichloropropane	ug/kg	ND	ND		
1,4-Dichlorobenzene	ug/kg	ND	ND		
2,2-Dichloropropane	ug/kg	ND	ND		
2-Butanone (MEK)	ug/kg	ND	ND		
2-Chlorotoluene	ug/kg	ND	ND		
2-Hexanone	ug/kg	ND	ND		
4-Chlorotoluene	ug/kg	ND	ND		
4-Methyl-2-pentanone (MIBK)	ug/kg	ND	ND		
Acetone	ug/kg	ND	ND		
Benzene	ug/kg	ND	ND		
Bromobenzene	ug/kg	ND	ND		
Bromochloromethane	ug/kg	ND	ND		
Bromodichloromethane	ug/kg	ND	ND		
Bromoform	ug/kg	ND	ND		
Bromomethane	ug/kg	ND	ND		
Carbon tetrachloride	ug/kg	ND	ND		
Chlorobenzene	ug/kg	ND	ND		
Chloroethane	ug/kg	ND	ND		
Chloroform	ug/kg	ND	ND		
Chloromethane	ug/kg	ND	ND		
cis-1,2-Dichloroethene	ug/kg	ND	ND		
cis-1,3-Dichloropropene	ug/kg	ND	ND		
Dibromochloromethane	ug/kg	ND	ND		
Dibromomethane	ug/kg	ND	ND		
Dichlorodifluoromethane	ug/kg	ND	ND		v1
Diisopropyl ether	ug/kg	ND	ND		
Ethylbenzene	ug/kg	ND	ND		
Hexachloro-1,3-butadiene	ug/kg	ND	ND		
Isopropylbenzene (Cumene)	ug/kg	ND	ND		

Results presented on this page are in the units indicated by the "Units" column except where an alternate unit is presented to the right of the result.

REPORT OF LABORATORY ANALYSIS

This report shall not be reproduced, except in full,
without the written consent of Pace Analytical Services, LLC.

Pace Analytical Services, LLC
9800 Kincey Ave. Suite 100
Huntersville, NC 28078
(704)875-9092

QUALITY CONTROL DATA

Project: Colonial Pipeline (8/28 Soil)
Pace Project No.: 92493075

SAMPLE DUPLICATE: 2987190

Parameter	Units	92493060001 Result	Dup Result	RPD	Qualifiers
m&p-Xylene	ug/kg	ND	ND		
Methyl-tert-butyl ether	ug/kg	ND	ND		
Methylene Chloride	ug/kg	ND	ND		
n-Butylbenzene	ug/kg	ND	ND		
n-Propylbenzene	ug/kg	ND	ND		
Naphthalene	ug/kg	ND	ND		
o-Xylene	ug/kg	ND	ND		
p-Isopropyltoluene	ug/kg	ND	ND		
sec-Butylbenzene	ug/kg	ND	ND		
Styrene	ug/kg	ND	ND		
tert-Butylbenzene	ug/kg	ND	ND		
Tetrachloroethene	ug/kg	ND	ND		
Toluene	ug/kg	ND	4.2J		
trans-1,2-Dichloroethene	ug/kg	ND	ND		
trans-1,3-Dichloropropene	ug/kg	ND	ND		
Trichloroethene	ug/kg	ND	ND		
Trichlorofluoromethane	ug/kg	ND	ND		
Vinyl acetate	ug/kg	ND	ND		
Vinyl chloride	ug/kg	ND	ND		
Xylene (Total)	ug/kg	ND	ND		
1,2-Dichloroethane-d4 (S)	%	102	102		
4-Bromofluorobenzene (S)	%	103	100		
Toluene-d8 (S)	%	101	100		

Results presented on this page are in the units indicated by the "Units" column except where an alternate unit is presented to the right of the result.

REPORT OF LABORATORY ANALYSIS

This report shall not be reproduced, except in full,
without the written consent of Pace Analytical Services, LLC.

Pace Analytical Services, LLC
9800 Kincey Ave. Suite 100
Huntersville, NC 28078
(704)875-9092

QUALITY CONTROL DATA

Project: Colonial Pipeline (8/28 Soil)
Pace Project No.: 92493075

QC Batch: 563264
QC Batch Method: EPA 8260D
Analysis Method: EPA 8260D
Analysis Description: 8260D MSV Low Level
Laboratory: Pace Analytical Services - Charlotte
Associated Lab Samples: 92493075003

METHOD BLANK: 2986696 Matrix: Water
Associated Lab Samples: 92493075003

Parameter	Units	Blank Result	Reporting Limit	Analyzed	Qualifiers
1,1,1,2-Tetrachloroethane	ug/L	ND	1.0	08/29/20 12:42	
1,1,1-Trichloroethane	ug/L	ND	1.0	08/29/20 12:42	
1,1,2,2-Tetrachloroethane	ug/L	ND	1.0	08/29/20 12:42	
1,1,2-Trichloroethane	ug/L	ND	1.0	08/29/20 12:42	
1,1-Dichloroethane	ug/L	ND	1.0	08/29/20 12:42	
1,1-Dichloroethene	ug/L	ND	1.0	08/29/20 12:42	
1,1-Dichloropropene	ug/L	ND	1.0	08/29/20 12:42	
1,2,3-Trichlorobenzene	ug/L	ND	1.0	08/29/20 12:42	
1,2,3-Trichloropropane	ug/L	ND	1.0	08/29/20 12:42	
1,2,4-Trichlorobenzene	ug/L	ND	1.0	08/29/20 12:42	
1,2-Dibromo-3-chloropropane	ug/L	ND	5.0	08/29/20 12:42	
1,2-Dibromoethane (EDB)	ug/L	ND	1.0	08/29/20 12:42	
1,2-Dichlorobenzene	ug/L	ND	1.0	08/29/20 12:42	
1,2-Dichloroethane	ug/L	ND	1.0	08/29/20 12:42	
1,2-Dichloropropane	ug/L	ND	1.0	08/29/20 12:42	
1,3-Dichlorobenzene	ug/L	ND	1.0	08/29/20 12:42	
1,3-Dichloropropane	ug/L	ND	1.0	08/29/20 12:42	
1,4-Dichlorobenzene	ug/L	ND	1.0	08/29/20 12:42	
2,2-Dichloropropane	ug/L	ND	1.0	08/29/20 12:42	
2-Butanone (MEK)	ug/L	ND	5.0	08/29/20 12:42	
2-Chlorotoluene	ug/L	ND	1.0	08/29/20 12:42	
2-Hexanone	ug/L	ND	5.0	08/29/20 12:42	
4-Chlorotoluene	ug/L	ND	1.0	08/29/20 12:42	
4-Methyl-2-pentanone (MIBK)	ug/L	ND	5.0	08/29/20 12:42	
Acetone	ug/L	ND	25.0	08/29/20 12:42	
Benzene	ug/L	ND	1.0	08/29/20 12:42	
Bromobenzene	ug/L	ND	1.0	08/29/20 12:42	
Bromochloromethane	ug/L	ND	1.0	08/29/20 12:42	
Bromodichloromethane	ug/L	ND	1.0	08/29/20 12:42	
Bromoform	ug/L	ND	1.0	08/29/20 12:42	
Bromomethane	ug/L	ND	2.0	08/29/20 12:42	v2
Carbon tetrachloride	ug/L	ND	1.0	08/29/20 12:42	
Chlorobenzene	ug/L	ND	1.0	08/29/20 12:42	
Chloroethane	ug/L	ND	1.0	08/29/20 12:42	
Chloroform	ug/L	ND	5.0	08/29/20 12:42	
Chloromethane	ug/L	ND	1.0	08/29/20 12:42	
cis-1,2-Dichloroethene	ug/L	ND	1.0	08/29/20 12:42	
cis-1,3-Dichloropropene	ug/L	ND	1.0	08/29/20 12:42	
Dibromochloromethane	ug/L	ND	1.0	08/29/20 12:42	
Dibromomethane	ug/L	ND	1.0	08/29/20 12:42	

Results presented on this page are in the units indicated by the "Units" column except where an alternate unit is presented to the right of the result.

REPORT OF LABORATORY ANALYSIS

This report shall not be reproduced, except in full,
without the written consent of Pace Analytical Services, LLC.

Pace Analytical Services, LLC
9800 Kincey Ave. Suite 100
Huntersville, NC 28078
(704)875-9092

QUALITY CONTROL DATA

Project: Colonial Pipeline (8/28 Soil)
Pace Project No.: 92493075

METHOD BLANK: 2986696 Matrix: Water
Associated Lab Samples: 92493075003

Parameter	Units	Blank Result	Reporting Limit	Analyzed	Qualifiers
Dichlorodifluoromethane	ug/L	ND	1.0	08/29/20 12:42	
Diisopropyl ether	ug/L	ND	1.0	08/29/20 12:42	
Ethylbenzene	ug/L	ND	1.0	08/29/20 12:42	
Hexachloro-1,3-butadiene	ug/L	ND	1.0	08/29/20 12:42	
m&p-Xylene	ug/L	ND	2.0	08/29/20 12:42	
Methyl-tert-butyl ether	ug/L	ND	1.0	08/29/20 12:42	
Methylene Chloride	ug/L	ND	5.0	08/29/20 12:42	
Naphthalene	ug/L	ND	1.0	08/29/20 12:42	
o-Xylene	ug/L	ND	1.0	08/29/20 12:42	
p-Isopropyltoluene	ug/L	ND	1.0	08/29/20 12:42	
Styrene	ug/L	ND	1.0	08/29/20 12:42	
Tetrachloroethene	ug/L	ND	1.0	08/29/20 12:42	
Toluene	ug/L	ND	1.0	08/29/20 12:42	
trans-1,2-Dichloroethene	ug/L	ND	1.0	08/29/20 12:42	
trans-1,3-Dichloropropene	ug/L	ND	1.0	08/29/20 12:42	
Trichloroethene	ug/L	ND	1.0	08/29/20 12:42	
Trichlorofluoromethane	ug/L	ND	1.0	08/29/20 12:42	
Vinyl acetate	ug/L	ND	2.0	08/29/20 12:42	
Vinyl chloride	ug/L	ND	1.0	08/29/20 12:42	
Xylene (Total)	ug/L	ND	1.0	08/29/20 12:42	
1,2-Dichloroethane-d4 (S)	%	100	70-130	08/29/20 12:42	
4-Bromofluorobenzene (S)	%	102	70-130	08/29/20 12:42	
Toluene-d8 (S)	%	103	70-130	08/29/20 12:42	

LABORATORY CONTROL SAMPLE: 2986697

Parameter	Units	Spike Conc.	LCS Result	LCS % Rec	% Rec Limits	Qualifiers
1,1,1,2-Tetrachloroethane	ug/L	50	52.9	106	70-130	
1,1,1-Trichloroethane	ug/L	50	56.8	114	70-130	
1,1,2,2-Tetrachloroethane	ug/L	50	50.3	101	70-130	
1,1,2-Trichloroethane	ug/L	50	53.0	106	70-130	
1,1-Dichloroethane	ug/L	50	56.0	112	70-130	
1,1-Dichloroethene	ug/L	50	53.4	107	70-130	
1,1-Dichloropropene	ug/L	50	57.6	115	70-130	
1,2,3-Trichlorobenzene	ug/L	50	51.6	103	70-130	
1,2,3-Trichloropropane	ug/L	50	50.2	100	70-130	
1,2,4-Trichlorobenzene	ug/L	50	52.2	104	70-130	
1,2-Dibromo-3-chloropropane	ug/L	50	53.2	106	70-130	
1,2-Dibromoethane (EDB)	ug/L	50	52.9	106	70-130	
1,2-Dichlorobenzene	ug/L	50	51.1	102	70-130	
1,2-Dichloroethane	ug/L	50	53.4	107	70-130	
1,2-Dichloropropane	ug/L	50	53.7	107	70-130	
1,3-Dichlorobenzene	ug/L	50	51.4	103	70-130	
1,3-Dichloropropane	ug/L	50	53.0	106	70-131	

Results presented on this page are in the units indicated by the "Units" column except where an alternate unit is presented to the right of the result.

REPORT OF LABORATORY ANALYSIS

This report shall not be reproduced, except in full,
without the written consent of Pace Analytical Services, LLC.

Pace Analytical Services, LLC
9800 Kincey Ave. Suite 100
Huntersville, NC 28078
(704)875-9092

QUALITY CONTROL DATA

Project: Colonial Pipeline (8/28 Soil)
Pace Project No.: 92493075

LABORATORY CONTROL SAMPLE: 2986697

Parameter	Units	Spike Conc.	LCS Result	LCS % Rec	% Rec Limits	Qualifiers
1,4-Dichlorobenzene	ug/L	50	51.5	103	70-130	
2,2-Dichloropropane	ug/L	50	58.5	117	69-130	
2-Butanone (MEK)	ug/L	100	111	111	64-135	
2-Chlorotoluene	ug/L	50	53.5	107	70-130	
2-Hexanone	ug/L	100	101	101	66-135	
4-Chlorotoluene	ug/L	50	51.6	103	70-130	
4-Methyl-2-pentanone (MIBK)	ug/L	100	104	104	70-130	
Acetone	ug/L	100	112	112	61-157	
Benzene	ug/L	50	53.4	107	70-130	
Bromobenzene	ug/L	50	50.4	101	70-130	
Bromochloromethane	ug/L	50	57.1	114	70-130	
Bromodichloromethane	ug/L	50	50.5	101	70-130	
Bromoform	ug/L	50	43.3	87	70-130	
Bromomethane	ug/L	50	46.0	92	38-130	v3
Carbon tetrachloride	ug/L	50	55.4	111	70-130	
Chlorobenzene	ug/L	50	51.5	103	70-130	
Chloroethane	ug/L	50	38.6	77	37-142	
Chloroform	ug/L	50	53.9	108	70-130	
Chloromethane	ug/L	50	37.8	76	48-130	
cis-1,2-Dichloroethene	ug/L	50	54.5	109	70-130	
cis-1,3-Dichloropropene	ug/L	50	59.1	118	70-130	
Dibromochloromethane	ug/L	50	53.5	107	70-130	
Dibromomethane	ug/L	50	54.2	108	70-130	
Dichlorodifluoromethane	ug/L	50	35.1	70	53-134	
Diisopropyl ether	ug/L	50	56.8	114	70-135	
Ethylbenzene	ug/L	50	51.4	103	70-130	
Hexachloro-1,3-butadiene	ug/L	50	58.7	117	68-132	
m&p-Xylene	ug/L	100	103	103	70-130	
Methyl-tert-butyl ether	ug/L	50	57.5	115	70-130	
Methylene Chloride	ug/L	50	52.2	104	67-132	
Naphthalene	ug/L	50	49.9	100	70-130	
o-Xylene	ug/L	50	51.6	103	70-131	
p-Isopropyltoluene	ug/L	50	51.6	103	70-130	
Styrene	ug/L	50	53.0	106	70-130	
Tetrachloroethene	ug/L	50	53.6	107	69-130	
Toluene	ug/L	50	52.2	104	70-130	
trans-1,2-Dichloroethene	ug/L	50	57.3	115	70-130	
trans-1,3-Dichloropropene	ug/L	50	56.8	114	70-130	
Trichloroethene	ug/L	50	56.9	114	70-130	
Trichlorofluoromethane	ug/L	50	42.0	84	63-130	
Vinyl acetate	ug/L	100	117	117	55-143	
Vinyl chloride	ug/L	50	38.6	77	70-131	
Xylene (Total)	ug/L	150	154	103	70-130	
1,2-Dichloroethane-d4 (S)	%			100	70-130	
4-Bromofluorobenzene (S)	%			100	70-130	
Toluene-d8 (S)	%			99	70-130	

Results presented on this page are in the units indicated by the "Units" column except where an alternate unit is presented to the right of the result.

REPORT OF LABORATORY ANALYSIS

This report shall not be reproduced, except in full,
without the written consent of Pace Analytical Services, LLC.

Pace Analytical Services, LLC
9800 Kincey Ave. Suite 100
Huntersville, NC 28078
(704)875-9092

QUALITY CONTROL DATA

Project: Colonial Pipeline (8/28 Soil)
Pace Project No.: 92493075

MATRIX SPIKE & MATRIX SPIKE DUPLICATE: 2986698 2986699

Parameter	Units	92492705006 Result	MS Spike Conc.	MSD Spike Conc.	MS Result	MSD Result	MS % Rec	MSD % Rec	% Rec Limits	RPD	Qual
1,1,1,2-Tetrachloroethane	ug/L	ND	20	20	20.5	21.5	102	108	73-134	5	
1,1,1-Trichloroethane	ug/L	ND	20	20	25.1	25.0	126	125	82-143	1	
1,1,2,2-Tetrachloroethane	ug/L	ND	20	20	21.0	20.8	105	104	70-136	1	
1,1,2-Trichloroethane	ug/L	ND	20	20	22.7	23.0	113	115	70-135	1	
1,1-Dichloroethane	ug/L	ND	20	20	24.7	25.1	123	125	70-139	2	
1,1-Dichloroethene	ug/L	ND	20	20	24.4	24.3	122	122	70-154	0	
1,1-Dichloropropene	ug/L	ND	20	20	24.4	25.2	122	126	70-149	3	
1,2,3-Trichlorobenzene	ug/L	ND	20	20	19.4	20.7	97	104	70-135	6	
1,2,3-Trichloropropane	ug/L	ND	20	20	21.3	22.3	107	111	71-137	4	
1,2,4-Trichlorobenzene	ug/L	ND	20	20	18.3	20.7	91	103	73-140	12	
1,2-Dibromo-3-chloropropane	ug/L	ND	20	20	22.0	22.4	110	112	65-134	2	
1,2-Dibromoethane (EDB)	ug/L	ND	20	20	23.1	22.8	115	114	70-137	1	
1,2-Dichlorobenzene	ug/L	ND	20	20	21.2	21.7	106	109	70-133	3	
1,2-Dichloroethane	ug/L	ND	20	20	23.2	23.5	116	118	70-137	1	
1,2-Dichloropropane	ug/L	ND	20	20	23.7	23.9	118	120	70-140	1	
1,3-Dichlorobenzene	ug/L	ND	20	20	20.9	21.6	104	108	70-135	3	
1,3-Dichloropropane	ug/L	ND	20	20	22.8	22.2	114	111	70-143	3	
1,4-Dichlorobenzene	ug/L	ND	20	20	20.2	21.4	101	107	70-133	5	
2,2-Dichloropropane	ug/L	ND	20	20	21.4	21.4	107	107	61-148	0	
2-Butanone (MEK)	ug/L	ND	40	40	49.5	51.8	124	130	60-139	5	
2-Chlorotoluene	ug/L	ND	20	20	22.4	22.3	112	112	70-144	0	
2-Hexanone	ug/L	ND	40	40	45.1	46.5	113	116	65-138	3	
4-Chlorotoluene	ug/L	ND	20	20	20.7	22.1	103	111	70-137	7	
4-Methyl-2-pentanone (MIBK)	ug/L	ND	40	40	45.4	45.9	113	115	65-135	1	
Acetone	ug/L	ND	40	40	52.9	50.9	132	127	60-148	4	
Benzene	ug/L	ND	20	20	23.4	23.4	117	117	70-151	0	
Bromobenzene	ug/L	ND	20	20	20.7	22.1	103	111	70-136	7	
Bromochloromethane	ug/L	ND	20	20	25.1	25.2	126	126	70-141	0	
Bromodichloromethane	ug/L	ND	20	20	20.8	21.0	104	105	70-138	1	
Bromoform	ug/L	ND	20	20	17.4	17.3	87	86	63-130	1	
Bromomethane	ug/L	ND	20	20	13.8	16.0	69	80	15-152	15	v3
Carbon tetrachloride	ug/L	ND	20	20	23.5	24.0	117	120	70-143	2	
Chlorobenzene	ug/L	ND	20	20	22.1	22.2	110	111	70-138	0	
Chloroethane	ug/L	ND	20	20	17.7	18.3	89	92	52-163	3	
Chloroform	ug/L	ND	20	20	23.7	23.9	118	119	70-139	1	
Chloromethane	ug/L	ND	20	20	15.5	15.6	77	77	41-139	0	
cis-1,2-Dichloroethene	ug/L	ND	20	20	24.1	24.3	121	121	70-141	1	
cis-1,3-Dichloropropene	ug/L	ND	20	20	23.1	23.7	116	118	70-137	2	
Dibromochloromethane	ug/L	ND	20	20	20.7	21.7	104	108	70-134	5	
Dibromomethane	ug/L	ND	20	20	23.4	23.0	117	115	70-138	2	
Dichlorodifluoromethane	ug/L	ND	20	20	16.3	15.9	82	79	47-155	3	
Diisopropyl ether	ug/L	ND	20	20	24.8	24.8	120	120	63-144	0	
Ethylbenzene	ug/L	ND	20	20	22.3	22.1	111	111	66-153	1	
Hexachloro-1,3-butadiene	ug/L	ND	20	20	19.4	21.2	97	106	65-149	9	
m&p-Xylene	ug/L	ND	40	40	44.3	43.4	111	109	69-152	2	
Methyl-tert-butyl ether	ug/L	51.7	20	20	83.9	82.0	161	151	54-156	2	M1

Results presented on this page are in the units indicated by the "Units" column except where an alternate unit is presented to the right of the result.

REPORT OF LABORATORY ANALYSIS

This report shall not be reproduced, except in full,
without the written consent of Pace Analytical Services, LLC.

Pace Analytical Services, LLC
9800 Kincey Ave. Suite 100
Huntersville, NC 28078
(704)875-9092

QUALITY CONTROL DATA

Project: Colonial Pipeline (8/28 Soil)
Pace Project No.: 92493075

MATRIX SPIKE & MATRIX SPIKE DUPLICATE: 2986698 2986699

Parameter	Units	92492705006 Result	MS Spike Conc.	MSD Spike Conc.	MS Result	MSD Result	MS % Rec	MSD % Rec	% Rec Limits	RPD	Qual
Methylene Chloride	ug/L	ND	20	20	23.5	23.9	117	119	42-159	2	
Naphthalene	ug/L	ND	20	20	18.9	20.7	94	103	61-148	9	
o-Xylene	ug/L	1.2	20	20	24.3	22.7	115	108	70-148	7	
p-Isopropyltoluene	ug/L	ND	20	20	20.4	21.5	102	107	70-146	5	
Styrene	ug/L	ND	20	20	20.6	19.6	103	98	70-135	5	
Tetrachloroethene	ug/L	ND	20	20	22.3	22.8	111	114	59-143	2	
Toluene	ug/L	ND	20	20	22.6	23.3	113	116	59-148	3	
trans-1,2-Dichloroethene	ug/L	ND	20	20	25.1	25.2	126	126	70-146	0	
trans-1,3-Dichloropropene	ug/L	ND	20	20	22.2	23.0	111	115	70-135	3	
Trichloroethene	ug/L	ND	20	20	24.4	24.5	122	122	70-147	0	
Trichlorofluoromethane	ug/L	ND	20	20	19.1	19.5	96	97	70-148	2	
Vinyl acetate	ug/L	ND	40	40	42.2	42.0	105	105	49-151	0	
Vinyl chloride	ug/L	ND	20	20	17.6	17.5	88	87	70-156	1	
Xylene (Total)	ug/L	1.2	60	60	68.6	66.1	112	108	63-158	4	
1,2-Dichloroethane-d4 (S)	%						104	102	70-130		
4-Bromofluorobenzene (S)	%						103	100	70-130		
Toluene-d8 (S)	%						99	98	70-130		

Results presented on this page are in the units indicated by the "Units" column except where an alternate unit is presented to the right of the result.

REPORT OF LABORATORY ANALYSIS

This report shall not be reproduced, except in full,
without the written consent of Pace Analytical Services, LLC.

Pace Analytical Services, LLC
9800 Kincey Ave. Suite 100
Huntersville, NC 28078
(704)875-9092

QUALITY CONTROL DATA

Project: Colonial Pipeline (8/28 Soil)
Pace Project No.: 92493075

QC Batch: 563208
QC Batch Method: ASTM D2974-87
Analysis Method: ASTM D2974-87
Analysis Description: Dry Weight/Percent Moisture
Laboratory: Pace Analytical Services - Charlotte
Associated Lab Samples: 92493075001, 92493075002

SAMPLE DUPLICATE: 2986474

Parameter	Units	92492548001 Result	Dup Result	RPD	Qualifiers
Percent Moisture	%	26.1	26.7	2	

SAMPLE DUPLICATE: 2986574

Parameter	Units	92493090001 Result	Dup Result	RPD	Qualifiers
Percent Moisture	%	16.5	15.2	8	

Results presented on this page are in the units indicated by the "Units" column except where an alternate unit is presented to the right of the result.

REPORT OF LABORATORY ANALYSIS

This report shall not be reproduced, except in full,
without the written consent of Pace Analytical Services, LLC.

Pace Analytical Services, LLC
9800 Kincey Ave. Suite 100
Huntersville, NC 28078
(704)875-9092

QUALITY CONTROL DATA

Project: Colonial Pipeline (8/28 Soil)
Pace Project No.: 92493075

QC Batch: 1535244
QC Batch Method: SM 2540 G
Analysis Method: SM 2540G
Analysis Description: Total Solids 2540 G-2011
Laboratory: Pace National - Mt. Juliet
Associated Lab Samples: 92493075001, 92493075002

METHOD BLANK: R3565711-1 Matrix: Solid
Associated Lab Samples: 92493075001, 92493075002

Parameter	Units	Blank Result	Reporting Limit	Analyzed	Qualifiers
Total Solids	%	ND		08/31/20 05:32	

LABORATORY CONTROL SAMPLE: R3565711-2

Parameter	Units	Spike Conc.	LCS Result	LCS % Rec	% Rec Limits	Qualifiers
Total Solids	%	50.0	50.0	100	85.0-115	

Results presented on this page are in the units indicated by the "Units" column except where an alternate unit is presented to the right of the result.

REPORT OF LABORATORY ANALYSIS

This report shall not be reproduced, except in full,
without the written consent of Pace Analytical Services, LLC.

Pace Analytical Services, LLC
9800 Kincey Ave. Suite 100
Huntersville, NC 28078
(704)875-9092

QUALIFIERS

Project: Colonial Pipeline (8/28 Soil)
Pace Project No.: 92493075

DEFINITIONS

DF - Dilution Factor, if reported, represents the factor applied to the reported data due to dilution of the sample aliquot.

ND - Not Detected at or above adjusted reporting limit.

TNTC - Too Numerous To Count

J - Estimated concentration above the adjusted method detection limit and below the adjusted reporting limit.

MDL - Adjusted Method Detection Limit.

PQL - Practical Quantitation Limit.

RL - Reporting Limit - The lowest concentration value that meets project requirements for quantitative data with known precision and bias for a specific analyte in a specific matrix.

S - Surrogate

1,2-Diphenylhydrazine decomposes to and cannot be separated from Azobenzene using Method 8270. The result for each analyte is a combined concentration.

Consistent with EPA guidelines, unrounded data are displayed and have been used to calculate % recovery and RPD values.

LCS(D) - Laboratory Control Sample (Duplicate)

MS(D) - Matrix Spike (Duplicate)

DUP - Sample Duplicate

RPD - Relative Percent Difference

NC - Not Calculable.

SG - Silica Gel - Clean-Up

U - Indicates the compound was analyzed for, but not detected.

Acid preservation may not be appropriate for 2 Chloroethylvinyl ether.

A separate vial preserved to a pH of 4-5 is recommended in SW846 Chapter 4 for the analysis of Acrolein and Acrylonitrile by EPA Method 8260.

N-Nitrosodiphenylamine decomposes and cannot be separated from Diphenylamine using Method 8270. The result reported for each analyte is a combined concentration.

Pace Analytical is TNI accredited. Contact your Pace PM for the current list of accredited analytes.

TNI - The NELAC Institute.

ANALYTE QUALIFIERS

L1	Analyte recovery in the laboratory control sample (LCS) was above QC limits. Results for this analyte in associated samples may be biased high.
M0	Matrix spike recovery and/or matrix spike duplicate recovery was outside laboratory control limits.
M1	Matrix spike recovery exceeded QC limits. Batch accepted based on laboratory control sample (LCS) recovery.
v1	The continuing calibration verification was above the method acceptance limit. Any detection for the analyte in the associated samples may have a high bias.
v2	The continuing calibration verification was below the method acceptance limit. The analyte was not detected in the associated samples and the sensitivity of the instrument was verified with a reporting limit check standard.
v3	The continuing calibration verification was below the method acceptance limit. Any detection for the analyte in the associated samples may have low bias.

This report shall not be reproduced, except in full,
without the written consent of Pace Analytical Services, LLC.

Pace Analytical Services, LLC
9800 Kincey Ave. Suite 100
Huntersville, NC 28078
(704)875-9092

QUALITY CONTROL DATA CROSS REFERENCE TABLE

Project: Colonial Pipeline (8/28 Soil)
Pace Project No.: 92493075

Lab ID	Sample ID	QC Batch Method	QC Batch	Analytical Method	Analytical Batch
92493075001	**MW-5 (7.5-10)**	MADEPV	1535707	MADEP VPH	1535707
92493075002	**MW-5 (20-22.5)**	MADEPV	1535707	MADEP VPH	1535707
92493075001	**MW-5 (7.5-10)**	EPA 5035A/5030B	563383	EPA 8260D	563414
92493075002	**MW-5 (20-22.5)**	EPA 5035A/5030B	563383	EPA 8260D	563414
92493075003	**TB-1**	EPA 8260D	563264		
92493075001	**MW-5 (7.5-10)**	ASTM D2974-87	563208		
92493075002	**MW-5 (20-22.5)**	ASTM D2974-87	563208		
92493075001	**MW-5 (7.5-10)**	SM 2540 G	1535244	SM 2540G	1535244
92493075002	**MW-5 (20-22.5)**	SM 2540 G	1535244	SM 2540G	1535244

This report shall not be reproduced, except in full,
without the written consent of Pace Analytical Services, LLC.

Pace Analytical®	Document Name: Sample Condition Upon Receipt(SCUR)	Document Revised: February 7, 2018 Page 1 of 2
	Document No.: F-CAR-CS-033-Rev.06	Issuing Authority: Pace Carolinas Quality Office

Laboratory receiving samples:
Asheville ☐ Eden ☐ Greenwood ☐ Huntersville ☑ Raleigh ☐ Mechanicsville ☐

Sample Condition Upon Receipt

Client Name: AECOM

Project # WO# : 92493075

92493075

Courier: ☐ Commercial ☐ Fed Ex ☑ Pace ☐ UPS ☐ USPS ☐ Other:____ ☐ Client

Custody Seal Present? ☐ Yes ☑ No **Seals Intact?** ☐ Yes ☐ No

Date/Initials Person Examining Contents: MC 8/28/20

Packing Material: ☐ Bubble Wrap ☐ Bubble Bags ☐ None ☐ Other

Biological Tissue Frozen? ☐ Yes ☐ No ☑ N/A

Thermometer: ☑ IR Gun ID: 92T061 **Type of Ice:** ☑ Wet ☐ Blue ☐ None

Cooler Temp (°C): 5.0 **Correction Factor:** Add/Subtract (°C) 0.0

Cooler Temp Corrected (°C): 5.0

Temp should be above freezing to 6°C
☐ Samples out of temp criteria. Samples on ice, cooling process has begun

USDA Regulated Soil (☐ N/A, water sample)
Did samples originate in a quarantine zone within the United States: CA, NY, or SC (check maps)? ☐ Yes ☐ No

Did samples originate from a foreign source (Internationally, including Hawaii and Puerto Rico)? ☐ Yes ☐ No

				Comments/Discrepancy:
Chain of Custody Present?	☑ Yes	☐ No	☐ N/A	1.
Samples Arrived within Hold Time?	☐ Yes	☐ No	☐ N/A	2.
Short Hold Time Analysis (<72 hr.)?	☐ Yes	☑ No	☐ N/A	3.
Rush Turn Around Time Requested?	☐ Yes	☐ No	☐ N/A	4.
Sufficient Volume?	☑ Yes	☐ No	☐ N/A	5.
Correct Containers Used?	☑ Yes	☐ No	☐ N/A	6.
-Pace Containers Used?	☑ Yes	☐ No	☐ N/A	
Containers Intact?	☑ Yes	☐ No	☐ N/A	7.
Dissolved analysis: Samples Field Filtered?	☐ Yes	☐ No	☑ N/A	8.
Sample Labels Match COC?	☐ Yes	☐ No	☐ N/A	9.
-Includes Date/Time/ID/Analysis Matrix: SCUR				
Headspace in VOA Vials (>5-6mm)?	☐ Yes	☑ No	☐ N/A	10.
Trip Blank Present?	☑ Yes	☐ No	☐ N/A	11.
Trip Blank Custody Seals Present?	☐ Yes	☐ No	☐ N/A	

COMMENTS/SAMPLE DISCREPANCY

Field Data Required? ☐ Yes ☐ No

Lot ID of split containers:

CLIENT NOTIFICATION/RESOLUTION

Person contacted: _____ Date/Time: _____

Project Manager SCURF Review: NMG **Date:** 8/28/20

Project Manager SRF Review: NMG **Date:** 8/28/20

Pace Analytical®	Document Name: Sample Condition Upon Receipt(SCUR)	Document Revised: February 7, 2018 Page 1 of 2
	Document No.: F-CAR-CS-033-Rev.06	Issuing Authority: Pace Carolinas Quality Office

***Check mark top half of box if pH and/or dechlorination is verified and within the acceptance range for preservation samples.**

Exceptions: VOA, Coliform, TOC, Oil and Grease, DRO/8015 (water) DOC, LLHg

****Bottom half of box is to list number of bottle**

Project # **WO# : 92493075**

PM: NMG Due Date: 08/31/20

CLIENT: 92-AECOM CHA

Item#	BP4U-125 mL Plastic Unpreserved (N/A) (Cl-)	BP3U-250 mL Plastic Unpreserved (N/A)	BP2U-500 mL Plastic Unpreserved (N/A)	BP1U-1 liter Plastic Unpreserved (N/A)	BP4S-125 mL Plastic H2SO4 (pH < 2) (Cl-)	BP3N-250 mL plastic HNO3 (pH < 2)	BP4Z-125 mL Plastic ZN Acetate & NaOH (>9)	BP4C-125 mL Plastic NaOH (pH > 12) (Cl-)	WGFU-Wide-mouthed Glass jar Unpreserved	AG1U-1 liter Amber Unpreserved (N/A) (Cl-)	AG1H-1 liter Amber HCl (pH < 2)	AG3U-250 mL Amber Unpreserved (N/A) (Cl-)	AG1S-1 liter Amber H2SO4 (pH < 2)	AG3S-250 mL Amber H2SO4 (pH < 2)	AG3A(DG3A)-250 mL Amber NH4Cl (N/A)(Cl-)	DG9H-40 mL VOA HCl (N/A)	VG9T-40 mL VOA Na2S2O3 (N/A)	VG9U-40 mL VOA Unp (N/A)	DG9P-40 mL VOA H3PO4 (N/A)	VOAK (6 vials per kit)-5035 kit (N/A)	V/GK (3 vials per kit)-VPH/Gas kit (N/A)	SP5T-125 mL Sterile Plastic (N/A – lab)	SP2T-250 mL Sterile Plastic (N/A – lab)		BP3A-250 mL Plastic (NH2)2SO4 (9.3-9.7)	AG0U-100 mL Amber Unpreserved vials (N/A)	VSGU-20 mL Scintillation vials (N/A)	DG9U-40 mL Amber Unpreserved vials (N/A)
1	\				\	\	\	\			\		\	\	\							6			\	\			
2	\				\	\	\	\			\		\	\	\							6			\	\			
3	\				\	\	\	\			\		\	\	\	2									\	\			
4	\				\	\	\	\			\		\	\	\										\	\			
5	\				\	\	\	\			\		\	\	\										\	\			
6	\				\	\	\	\			\		\	\	\										\	\			
7	\				\	\	\	\			\		\	\	\										\	\			
8	\				\	\	\	\			\		\	\	\										\	\			
9	\				\	\	\	\			\		\	\	\										\	\			
10	\				\	\	\	\			\		\	\	\										\	\			
11	\				\	\	\	\			\		\	\	\										\	\			
12	\				\	\	\	\			\		\	\	\										\	\			

pH Adjustment Log for Preserved Samples

Sample ID	Type of Preservative	pH upon receipt	Date preservation adjusted	Time preservation adjusted	Amount of Preservative added	Lot #

Note: Whenever there is a discrepancy affecting North Carolina compliance samples, a copy of this form will be sent to the North Carolina DEHNR Certification Office (i.e. Out of hold, incorrect preservative, out of temp, incorrect containers.

Pace Analytical
WWW.PACELABS.COM

CHAIN-OF-CUSTODY / Analytical Request Document

The Chain-of-Custody is a LEGAL DOCUMENT. All relevant fields must be completed accurately.

Page : 1 Of 1

Section A
Required Client Information:

Company:	AECOM, Charlotte
Address:	6000 Fairview Road
	Suite 200, Charlotte, NC 28210
Email:	andrew.wreschnig@aecom.com
Phone:	(980)221-7831 Fax
Requested Due Date:	

Section B
Required Project Information:

Report To:	Wreschnig, Andrew
Copy To:	
Purchase Order #:	
Project Name:	Colonial Pipeline
Project #:	

Section C
Invoice Information:

Attention:	
Company Name:	
Address:	
Pace Quote:	
Pace Project Manager:	nicole.gasiorowski@pacelabs.com,
Pace Profile #:	12518

Regulatory Agency

State / Location
NC

SAMPLE ID
One Character per box.
(A-Z, 0-9 / , -)
Sample Ids must be unique

MATRIX	CODE
Drinking Water	DW
Water	WT
Waste Water	WW
Product	P
Soil/Solid	SL
Oil	OL
Wipe	WP
Air	AR
Other	OT
Tissue	TS

Requested Analysis Filtered (Y/N)

ITEM #	SAMPLE ID	MATRIX CODE (see valid codes to left)	SAMPLE TYPE (G=GRAB C=COMP)	COLLECTED START DATE	COLLECTED START TIME	COLLECTED END DATE	COLLECTED END TIME	SAMPLE TEMP AT COLLECTION	# OF CONTAINERS	Preservatives: Unpreserved	H2SO4	HNO3	HCl	NaOH	Na2S2O3	Methanol	Other DI Water	Analyses Test Y/N	8260	VPH	6010 Lead	504.1 EDB	Trip BLANK	Residual Chlorine (Y/N)	82593075
1	MW-5(2.5-10)	SL	G	8/28/20	1605				6							X			X	X			X		09
2	MW-5(20-22.5)	SL	G	8/28/20	1615				6							X			X	X			X		002
3	TB-1	WT	-						2				X				X		X	X					003
4																									
5																									
6																									
7																									
8																									
9																									
10																									
11																									
12																									

ADDITIONAL COMMENTS	RELINQUISHED BY / AFFILIATION	DATE	TIME	ACCEPTED BY / AFFILIATION	DATE	TIME	SAMPLE CONDITIONS: TEMP in C	Received on Ice (Y/N)	Custody Sealed Cooler (Y/N)	Samples Intact (Y/N)
	[signature]	8/28/20	1635	[signature]	8/28/20	16:45	[illegible]	Y	N	Y

SAMPLER NAME AND SIGNATURE

PRINT Name of SAMPLER: Ben Weisenhaus

SIGNATURE of SAMPLER: [signature]

DATE Signed: 8/28/20

Pace Analytical Services, LLC
9800 Kincey Ave. Suite 100
Huntersville, NC 28078
(704)875-9092

September 03, 2020

Andrew Street
Apex Companies - NC
5900 Northwoods Business Pkwy
Suite 5900-0
Charlotte, NC 28269

RE: Project: 2020-L1-2448 (8/29)
Pace Project No.: 92493095

Dear Andrew Street:

Enclosed are the analytical results for sample(s) received by the laboratory on August 29, 2020. The results relate only to the samples included in this report. Results reported herein conform to the applicable TNI/NELAC Standards and the laboratory's Quality Manual, where applicable, unless otherwise noted in the body of the report.

The test results provided in this final report were generated by each of the following laboratories within the Pace Network:

- Pace National - Mt. Juliet
- Pace Analytical Services - Charlotte

If you have any questions concerning this report, please feel free to contact me.

Sincerely,

Angela M. Baioni

Angela Baioni
angela.baioni@pacelabs.com
(704)875-9092
Project Manager

Enclosures

cc: J Culbreath, Colonial Pipeline Company
Robert Hughes, Colonial Pipeline
Margaret King, APEX Companies, LLC
Emily Little, Apex Companies
Jeff Morrison, Colonial Pipeline Company
Tom Naumann, APEX Companies - NC
Joe Nicolette, Montrose-EPS
Christopher Schultz, Apex Companies
J Tate, Colonial Pipeline Company
Alex Testoff, Montrose-EPS
Michael Verdon, Colonial Pipeline Company
JM Wyatt, Colonial Pipeline Company

REPORT OF LABORATORY ANALYSIS

This report shall not be reproduced, except in full,
without the written consent of Pace Analytical Services, LLC.

Pace Analytical Services, LLC
9800 Kincey Ave. Suite 100
Huntersville, NC 28078
(704)875-9092

CERTIFICATIONS

Project: 2020-L1-2448 (8/29)
Pace Project No.: 92493095

Pace Analytical Services National

12065 Lebanon Road, Mt. Juliet, TN 37122
Alabama Certification #: 40660
Alaska Certification 17-026
Arizona Certification #: AZ0612
Arkansas Certification #: 88-0469
California Certification #: 2932
Canada Certification #: 1461.01
Colorado Certification #: TN00003
Connecticut Certification #: PH-0197
DOD Certification: #1461.01
EPA# TN00003
Florida Certification #: E87487
Georgia DW Certification #: 923
Georgia Certification: NELAP
Idaho Certification #: TN00003
Illinois Certification #: 200008
Indiana Certification #: C-TN-01
Iowa Certification #: 364
Kansas Certification #: E-10277
Kentucky UST Certification #: 16
Kentucky Certification #: 90010
Louisiana Certification #: AI30792
Louisiana DW Certification #: LA180010
Maine Certification #: TN0002
Maryland Certification #: 324
Massachusetts Certification #: M-TN003
Michigan Certification #: 9958
Minnesota Certification #: 047-999-395
Mississippi Certification #: TN00003
Missouri Certification #: 340
Montana Certification #: CERT0086
Nebraska Certification #: NE-OS-15-05
Nevada Certification #: TN-03-2002-34
New Hampshire Certification #: 2975
New Jersey Certification #: TN002
New Mexico DW Certification
New York Certification #: 11742
North Carolina Aquatic Toxicity Certification #: 41
North Carolina Drinking Water Certification #: 21704
North Carolina Environmental Certificate #: 375
North Dakota Certification #: R-140
Ohio VAP Certification #: CL0069
Oklahoma Certification #: 9915
Oregon Certification #: TN200002
Pennsylvania Certification #: 68-02979
Rhode Island Certification #: LAO00356
South Carolina Certification #: 84004
South Dakota Certification
Tennessee DW/Chem/Micro Certification #: 2006
Texas Certification #: T 104704245-17-14
Texas Mold Certification #: LAB0152
USDA Soil Permit #: P330-15-00234
Utah Certification #: TN00003
Virginia Certification #: VT2006
Vermont Dept. of Health: ID# VT-2006
Virginia Certification #: 460132
Washington Certification #: C847
West Virginia Certification #: 233
Wisconsin Certification #: 9980939910
Wyoming UST Certification #: via A2LA 2926.01
A2LA-ISO 17025 Certification #: 1461.01
A2LA-ISO 17025 Certification #: 1461.02
AIHA-LAP/LLC EMLAP Certification #:100789

Pace Analytical Services Charlotte

9800 Kincey Ave. Ste 100, Huntersville, NC 28078
Louisiana/NELAP Certification # LA170028
North Carolina Drinking Water Certification #: 37706
North Carolina Field Services Certification #: 5342
North Carolina Wastewater Certification #: 12
South Carolina Certification #: 99006001
Florida/NELAP Certification #: E87627
Kentucky UST Certification #: 84
Virginia/VELAP Certification #: 460221

REPORT OF LABORATORY ANALYSIS

This report shall not be reproduced, except in full,
without the written consent of Pace Analytical Services, LLC.

Pace Analytical Services, LLC
9800 Kincey Ave. Suite 100
Huntersville, NC 28078
(704)875-9092

SAMPLE ANALYTE COUNT

Project: 2020-L1-2448 (8/29)
Pace Project No.: 92493095

Lab ID	Sample ID	Method	Analysts	Analytes Reported	Laboratory
92493095001	**RW-5_(30-32.5)**	MADEP VPH	ADM, BMB	5	PAN
		EPA 8260D	SAS	70	PASI-C
		ASTM D2974-87	KDF	1	PASI-C
		SM 2540G	KBC	1	PAN

PAN = Pace National - Mt. Juliet
PASI-C = Pace Analytical Services - Charlotte

REPORT OF LABORATORY ANALYSIS

This report shall not be reproduced, except in full,
without the written consent of Pace Analytical Services, LLC.

Pace Analytical Services, LLC
9800 Kincey Ave. Suite 100
Huntersville, NC 28078
(704)875-9092

ANALYTICAL RESULTS

Project: 2020-L1-2448 (8/29)
Pace Project No.: 92493095

Sample: RW-5_(30-32.5) **Lab ID: 92493095001** Collected: 08/28/20 10:59 Received: 08/29/20 08:00 Matrix: Solid

Results reported on a "dry weight" basis and are adjusted for percent moisture, sample size and any dilutions.

Parameters	Results	Units	Report Limit	DF	Prepared	Analyzed	CAS No.	Qual
MADEPV	Analytical Method: MADEP VPH Preparation Method: MADEPV Pace National - Mt. Juliet							
Aliphatic (C05-C08)	**11.3**	mg/kg	6.95	1	08/28/20 10:59	09/02/20 08:40		
Aliphatic (C09-C12)	**12.7**	mg/kg	6.95	1	08/28/20 10:59	09/02/20 08:40		
Aromatic (C09-C10),Unadjusted	ND	mg/kg	6.95	1	08/28/20 10:59	09/02/20 22:58	TPHC9C10A	
Surrogates								
2,5-Dibromotoluene (FID)	92.9	%	70.0-130	1	08/28/20 10:59	09/02/20 08:40	615-59-8FID	
2,5-Dibromotoluene (FID)	95.9	%	70.0-130	1	08/28/20 10:59	09/02/20 22:58	615-59-8FID	
2,5-Dibromotoluene (PID)	85.8	%	70.0-130	1	08/28/20 10:59	09/02/20 08:40	615-59-8PID	
2,5-Dibromotoluene (PID)	90.6	%	70.0-130	1	08/28/20 10:59	09/02/20 22:58	615-59-8PID	
8260D/5035A/5030B Volatiles	Analytical Method: EPA 8260D Preparation Method: EPA 5035A/5030B Pace Analytical Services - Charlotte							
Acetone	ND	ug/kg	638	5	09/01/20 10:50	09/01/20 15:58	67-64-1	
Benzene	**1470**	ug/kg	31.9	5	09/01/20 10:50	09/01/20 15:58	71-43-2	
Bromobenzene	ND	ug/kg	31.9	5	09/01/20 10:50	09/01/20 15:58	108-86-1	
Bromochloromethane	ND	ug/kg	31.9	5	09/01/20 10:50	09/01/20 15:58	74-97-5	
Bromodichloromethane	ND	ug/kg	31.9	5	09/01/20 10:50	09/01/20 15:58	75-27-4	
Bromoform	ND	ug/kg	31.9	5	09/01/20 10:50	09/01/20 15:58	75-25-2	
Bromomethane	ND	ug/kg	63.8	5	09/01/20 10:50	09/01/20 15:58	74-83-9	
2-Butanone (MEK)	ND	ug/kg	638	5	09/01/20 10:50	09/01/20 15:58	78-93-3	
n-Butylbenzene	**704**	ug/kg	31.9	5	09/01/20 10:50	09/01/20 15:58	104-51-8	
sec-Butylbenzene	ND	ug/kg	31.9	5	09/01/20 10:50	09/01/20 15:58	135-98-8	
tert-Butylbenzene	ND	ug/kg	31.9	5	09/01/20 10:50	09/01/20 15:58	98-06-6	
Carbon tetrachloride	ND	ug/kg	31.9	5	09/01/20 10:50	09/01/20 15:58	56-23-5	
Chlorobenzene	ND	ug/kg	31.9	5	09/01/20 10:50	09/01/20 15:58	108-90-7	
Chloroethane	ND	ug/kg	63.8	5	09/01/20 10:50	09/01/20 15:58	75-00-3	
Chloroform	ND	ug/kg	31.9	5	09/01/20 10:50	09/01/20 15:58	67-66-3	
Chloromethane	ND	ug/kg	63.8	5	09/01/20 10:50	09/01/20 15:58	74-87-3	
2-Chlorotoluene	ND	ug/kg	31.9	5	09/01/20 10:50	09/01/20 15:58	95-49-8	
4-Chlorotoluene	ND	ug/kg	31.9	5	09/01/20 10:50	09/01/20 15:58	106-43-4	
1,2-Dibromo-3-chloropropane	ND	ug/kg	31.9	5	09/01/20 10:50	09/01/20 15:58	96-12-8	
Dibromochloromethane	ND	ug/kg	31.9	5	09/01/20 10:50	09/01/20 15:58	124-48-1	
1,2-Dibromoethane (EDB)	ND	ug/kg	31.9	5	09/01/20 10:50	09/01/20 15:58	106-93-4	
Dibromomethane	ND	ug/kg	31.9	5	09/01/20 10:50	09/01/20 15:58	74-95-3	
1,2-Dichlorobenzene	ND	ug/kg	31.9	5	09/01/20 10:50	09/01/20 15:58	95-50-1	
1,3-Dichlorobenzene	ND	ug/kg	31.9	5	09/01/20 10:50	09/01/20 15:58	541-73-1	
1,4-Dichlorobenzene	ND	ug/kg	31.9	5	09/01/20 10:50	09/01/20 15:58	106-46-7	
Dichlorodifluoromethane	ND	ug/kg	63.8	5	09/01/20 10:50	09/01/20 15:58	75-71-8	L1,v1
1,1-Dichloroethane	ND	ug/kg	31.9	5	09/01/20 10:50	09/01/20 15:58	75-34-3	
1,2-Dichloroethane	ND	ug/kg	31.9	5	09/01/20 10:50	09/01/20 15:58	107-06-2	
1,1-Dichloroethene	ND	ug/kg	31.9	5	09/01/20 10:50	09/01/20 15:58	75-35-4	
cis-1,2-Dichloroethene	ND	ug/kg	31.9	5	09/01/20 10:50	09/01/20 15:58	156-59-2	
trans-1,2-Dichloroethene	ND	ug/kg	31.9	5	09/01/20 10:50	09/01/20 15:58	156-60-5	
1,2-Dichloropropane	ND	ug/kg	31.9	5	09/01/20 10:50	09/01/20 15:58	78-87-5	
1,3-Dichloropropane	ND	ug/kg	31.9	5	09/01/20 10:50	09/01/20 15:58	142-28-9	
2,2-Dichloropropane	ND	ug/kg	31.9	5	09/01/20 10:50	09/01/20 15:58	594-20-7	

REPORT OF LABORATORY ANALYSIS

This report shall not be reproduced, except in full,
without the written consent of Pace Analytical Services, LLC.

Pace Analytical Services, LLC
9800 Kincey Ave. Suite 100
Huntersville, NC 28078
(704)875-9092

ANALYTICAL RESULTS

Project: 2020-L1-2448 (8/29)
Pace Project No.: 92493095

Sample: RW-5_(30-32.5) **Lab ID: 92493095001** Collected: 08/28/20 10:59 Received: 08/29/20 08:00 Matrix: Solid

Results reported on a "dry weight" basis and are adjusted for percent moisture, sample size and any dilutions.

Parameters	Results	Units	Report Limit	DF	Prepared	Analyzed	CAS No.	Qual
8260D/5035A/5030B Volatiles	Analytical Method: EPA 8260D Preparation Method: EPA 5035A/5030B Pace Analytical Services - Charlotte							
1,1-Dichloropropene	ND	ug/kg	31.9	5	09/01/20 10:50	09/01/20 15:58	563-58-6	
cis-1,3-Dichloropropene	ND	ug/kg	31.9	5	09/01/20 10:50	09/01/20 15:58	10061-01-5	
trans-1,3-Dichloropropene	ND	ug/kg	31.9	5	09/01/20 10:50	09/01/20 15:58	10061-02-6	
Diisopropyl ether	ND	ug/kg	31.9	5	09/01/20 10:50	09/01/20 15:58	108-20-3	
Ethylbenzene	**5920**	ug/kg	31.9	5	09/01/20 10:50	09/01/20 15:58	100-41-4	
Hexachloro-1,3-butadiene	ND	ug/kg	31.9	5	09/01/20 10:50	09/01/20 15:58	87-68-3	
2-Hexanone	ND	ug/kg	319	5	09/01/20 10:50	09/01/20 15:58	591-78-6	
Isopropylbenzene (Cumene)	**641**	ug/kg	31.9	5	09/01/20 10:50	09/01/20 15:58	98-82-8	
p-Isopropyltoluene	**631**	ug/kg	31.9	5	09/01/20 10:50	09/01/20 15:58	99-87-6	
Methylene Chloride	ND	ug/kg	128	5	09/01/20 10:50	09/01/20 15:58	75-09-2	
4-Methyl-2-pentanone (MIBK)	ND	ug/kg	319	5	09/01/20 10:50	09/01/20 15:58	108-10-1	
Methyl-tert-butyl ether	ND	ug/kg	31.9	5	09/01/20 10:50	09/01/20 15:58	1634-04-4	
Naphthalene	**2010**	ug/kg	31.9	5	09/01/20 10:50	09/01/20 15:58	91-20-3	
n-Propylbenzene	ND	ug/kg	31.9	5	09/01/20 10:50	09/01/20 15:58	103-65-1	
Styrene	ND	ug/kg	31.9	5	09/01/20 10:50	09/01/20 15:58	100-42-5	
1,1,1,2-Tetrachloroethane	ND	ug/kg	31.9	5	09/01/20 10:50	09/01/20 15:58	630-20-6	
1,1,2,2-Tetrachloroethane	ND	ug/kg	31.9	5	09/01/20 10:50	09/01/20 15:58	79-34-5	
Tetrachloroethene	ND	ug/kg	31.9	5	09/01/20 10:50	09/01/20 15:58	127-18-4	
Toluene	**18800**	ug/kg	31.9	5	09/01/20 10:50	09/01/20 15:58	108-88-3	
1,2,3-Trichlorobenzene	ND	ug/kg	31.9	5	09/01/20 10:50	09/01/20 15:58	87-61-6	
1,2,4-Trichlorobenzene	ND	ug/kg	31.9	5	09/01/20 10:50	09/01/20 15:58	120-82-1	
1,1,1-Trichloroethane	ND	ug/kg	31.9	5	09/01/20 10:50	09/01/20 15:58	71-55-6	
1,1,2-Trichloroethane	ND	ug/kg	31.9	5	09/01/20 10:50	09/01/20 15:58	79-00-5	
Trichloroethene	ND	ug/kg	31.9	5	09/01/20 10:50	09/01/20 15:58	79-01-6	
Trichlorofluoromethane	ND	ug/kg	31.9	5	09/01/20 10:50	09/01/20 15:58	75-69-4	
1,2,3-Trichloropropane	ND	ug/kg	31.9	5	09/01/20 10:50	09/01/20 15:58	96-18-4	
1,2,4-Trimethylbenzene	**14800**	ug/kg	31.9	5	09/01/20 10:50	09/01/20 15:58	95-63-6	
1,3,5-Trimethylbenzene	**4260**	ug/kg	31.9	5	09/01/20 10:50	09/01/20 15:58	108-67-8	
Vinyl acetate	ND	ug/kg	319	5	09/01/20 10:50	09/01/20 15:58	108-05-4	
Vinyl chloride	ND	ug/kg	63.8	5	09/01/20 10:50	09/01/20 15:58	75-01-4	
Xylene (Total)	**32400**	ug/kg	63.8	5	09/01/20 10:50	09/01/20 15:58	1330-20-7	
m&p-Xylene	**23100**	ug/kg	63.8	5	09/01/20 10:50	09/01/20 15:58	179601-23-1	
o-Xylene	**9320**	ug/kg	31.9	5	09/01/20 10:50	09/01/20 15:58	95-47-6	
Surrogates								
Toluene-d8 (S)	98	%	70-130	5	09/01/20 10:50	09/01/20 15:58	2037-26-5	
4-Bromofluorobenzene (S)	104	%	70-130	5	09/01/20 10:50	09/01/20 15:58	460-00-4	
1,2-Dichloroethane-d4 (S)	102	%	70-132	5	09/01/20 10:50	09/01/20 15:58	17060-07-0	
Percent Moisture	Analytical Method: ASTM D2974-87 Pace Analytical Services - Charlotte							
Percent Moisture	**13.6**	%	0.10	1		08/31/20 12:44		
Total Solids 2540 G-2011	Analytical Method: SM 2540G Preparation Method: SM 2540 G Pace National - Mt. Juliet							
Total Solids	**84.1**	%		1	09/01/20 12:01	09/01/20 12:13		

REPORT OF LABORATORY ANALYSIS

This report shall not be reproduced, except in full,
without the written consent of Pace Analytical Services, LLC.

Pace Analytical Services, LLC
9800 Kincey Ave. Suite 100
Huntersville, NC 28078
(704)875-9092

QUALITY CONTROL DATA

Project: 2020-L1-2448 (8/29)
Pace Project No.: 92493095

QC Batch: 1534571
QC Batch Method: MADEPV
Analysis Method: MADEP VPH
Analysis Description: MADEPV
Laboratory: Pace National - Mt. Juliet

Associated Lab Samples: 92493095001

METHOD BLANK: R3566694-3 Matrix: Solid
Associated Lab Samples: 92493095001

Parameter	Units	Blank Result	Reporting Limit	Analyzed	Qualifiers
Aliphatic (C05-C08)	mg/kg	ND	5.00	09/02/20 02:35	
Aliphatic (C09-C12)	mg/kg	ND	5.00	09/02/20 02:35	
2,5-Dibromotoluene (FID)	%	93.6	70.0-130	09/02/20 02:35	
2,5-Dibromotoluene (PID)	%	87.6	70.0-130	09/02/20 02:35	

LABORATORY CONTROL SAMPLE & LCSD: R3566694-1 R3566694-2

Parameter	Units	Spike Conc.	LCS Result	LCSD Result	LCS % Rec	LCSD % Rec	% Rec Limits	RPD	Max RPD	Qualifiers
Aliphatic (C05-C08)	mg/kg	60.0	56.3	56.7	93.8	94.5	70.0-130	0.708	25	
Aliphatic (C09-C12)	mg/kg	70.0	63.9	63.6	91.3	90.9	70.0-130	0.471	25	
2,5-Dibromotoluene (FID)	%				98.2	95.6	70.0-130			
2,5-Dibromotoluene (PID)	%				93.1	95.1	70.0-130			

Results presented on this page are in the units indicated by the "Units" column except where an alternate unit is presented to the right of the result.

REPORT OF LABORATORY ANALYSIS

This report shall not be reproduced, except in full,
without the written consent of Pace Analytical Services, LLC.

Pace Analytical Services, LLC
9800 Kincey Ave. Suite 100
Huntersville, NC 28078
(704)875-9092

QUALITY CONTROL DATA

Project: 2020-L1-2448 (8/29)
Pace Project No.: 92493095

QC Batch: 1537113
QC Batch Method: MADEPV
Analysis Method: MADEP VPH
Analysis Description: MADEPV
Laboratory: Pace National - Mt. Juliet
Associated Lab Samples: 92493095001

METHOD BLANK: R3566789-3 Matrix: Solid
Associated Lab Samples: 92493095001

Parameter	Units	Blank Result	Reporting Limit	Analyzed	Qualifiers
Aromatic (C09-C10),Unadjusted	mg/kg	ND	5.00	09/02/20 21:51	
2,5-Dibromotoluene (FID)	%	92.6	70.0-130	09/02/20 21:51	
2,5-Dibromotoluene (PID)	%	86.5	70.0-130	09/02/20 21:51	

LABORATORY CONTROL SAMPLE & LCSD: R3566789-1 R3566789-2

Parameter	Units	Spike Conc.	LCS Result	LCSD Result	LCS % Rec	LCSD % Rec	% Rec Limits	RPD	Max RPD	Qualifiers
Aromatic (C09-C10),Unadjusted	mg/kg	10.0	9.59	9.40	95.9	94.0	70.0-130	2.00	25	
2,5-Dibromotoluene (FID)	%				96.5	94.9	70.0-130			
2,5-Dibromotoluene (PID)	%				93.8	90.4	70.0-130			

Results presented on this page are in the units indicated by the "Units" column except where an alternate unit is presented to the right of the result.

REPORT OF LABORATORY ANALYSIS

This report shall not be reproduced, except in full,
without the written consent of Pace Analytical Services, LLC.

Pace Analytical Services, LLC
9800 Kincey Ave. Suite 100
Huntersville, NC 28078
(704)875-9092

QUALITY CONTROL DATA

Project: 2020-L1-2448 (8/29)
Pace Project No.: 92493095

QC Batch: 563705
QC Batch Method: EPA 5035A/5030B
Analysis Method: EPA 8260D
Analysis Description: 8260D 5035A 5030B
Laboratory: Pace Analytical Services - Charlotte

Associated Lab Samples: 92493095001

METHOD BLANK: 2988464 Matrix: Solid
Associated Lab Samples: 92493095001

Parameter	Units	Blank Result	Reporting Limit	Analyzed	Qualifiers
1,1,1,2-Tetrachloroethane	ug/kg	ND	5.0	09/01/20 11:35	
1,1,1-Trichloroethane	ug/kg	ND	5.0	09/01/20 11:35	
1,1,2,2-Tetrachloroethane	ug/kg	ND	5.0	09/01/20 11:35	
1,1,2-Trichloroethane	ug/kg	ND	5.0	09/01/20 11:35	
1,1-Dichloroethane	ug/kg	ND	5.0	09/01/20 11:35	
1,1-Dichloroethene	ug/kg	ND	5.0	09/01/20 11:35	
1,1-Dichloropropene	ug/kg	ND	5.0	09/01/20 11:35	
1,2,3-Trichlorobenzene	ug/kg	ND	5.0	09/01/20 11:35	
1,2,3-Trichloropropane	ug/kg	ND	5.0	09/01/20 11:35	
1,2,4-Trichlorobenzene	ug/kg	ND	5.0	09/01/20 11:35	
1,2,4-Trimethylbenzene	ug/kg	ND	5.0	09/01/20 11:35	
1,2-Dibromo-3-chloropropane	ug/kg	ND	5.0	09/01/20 11:35	
1,2-Dibromoethane (EDB)	ug/kg	ND	5.0	09/01/20 11:35	
1,2-Dichlorobenzene	ug/kg	ND	5.0	09/01/20 11:35	
1,2-Dichloroethane	ug/kg	ND	5.0	09/01/20 11:35	
1,2-Dichloropropane	ug/kg	ND	5.0	09/01/20 11:35	
1,3,5-Trimethylbenzene	ug/kg	ND	5.0	09/01/20 11:35	
1,3-Dichlorobenzene	ug/kg	ND	5.0	09/01/20 11:35	
1,3-Dichloropropane	ug/kg	ND	5.0	09/01/20 11:35	
1,4-Dichlorobenzene	ug/kg	ND	5.0	09/01/20 11:35	
2,2-Dichloropropane	ug/kg	ND	5.0	09/01/20 11:35	
2-Butanone (MEK)	ug/kg	ND	100	09/01/20 11:35	
2-Chlorotoluene	ug/kg	ND	5.0	09/01/20 11:35	
2-Hexanone	ug/kg	ND	50.0	09/01/20 11:35	
4-Chlorotoluene	ug/kg	ND	5.0	09/01/20 11:35	
4-Methyl-2-pentanone (MIBK)	ug/kg	ND	50.0	09/01/20 11:35	
Acetone	ug/kg	ND	100	09/01/20 11:35	
Benzene	ug/kg	ND	5.0	09/01/20 11:35	
Bromobenzene	ug/kg	ND	5.0	09/01/20 11:35	
Bromochloromethane	ug/kg	ND	5.0	09/01/20 11:35	
Bromodichloromethane	ug/kg	ND	5.0	09/01/20 11:35	
Bromoform	ug/kg	ND	5.0	09/01/20 11:35	
Bromomethane	ug/kg	ND	10.0	09/01/20 11:35	
Carbon tetrachloride	ug/kg	ND	5.0	09/01/20 11:35	
Chlorobenzene	ug/kg	ND	5.0	09/01/20 11:35	
Chloroethane	ug/kg	ND	10.0	09/01/20 11:35	
Chloroform	ug/kg	ND	5.0	09/01/20 11:35	
Chloromethane	ug/kg	ND	10.0	09/01/20 11:35	
cis-1,2-Dichloroethene	ug/kg	ND	5.0	09/01/20 11:35	
cis-1,3-Dichloropropene	ug/kg	ND	5.0	09/01/20 11:35	

Results presented on this page are in the units indicated by the "Units" column except where an alternate unit is presented to the right of the result.

REPORT OF LABORATORY ANALYSIS

This report shall not be reproduced, except in full,
without the written consent of Pace Analytical Services, LLC.

Pace Analytical Services, LLC
9800 Kincey Ave. Suite 100
Huntersville, NC 28078
(704)875-9092

QUALITY CONTROL DATA

Project: 2020-L1-2448 (8/29)
Pace Project No.: 92493095

METHOD BLANK: 2988464 Matrix: Solid
Associated Lab Samples: 92493095001

Parameter	Units	Blank Result	Reporting Limit	Analyzed	Qualifiers
Dibromochloromethane	ug/kg	ND	5.0	09/01/20 11:35	
Dibromomethane	ug/kg	ND	5.0	09/01/20 11:35	
Dichlorodifluoromethane	ug/kg	ND	10.0	09/01/20 11:35	v1
Diisopropyl ether	ug/kg	ND	5.0	09/01/20 11:35	
Ethylbenzene	ug/kg	ND	5.0	09/01/20 11:35	
Hexachloro-1,3-butadiene	ug/kg	ND	5.0	09/01/20 11:35	
Isopropylbenzene (Cumene)	ug/kg	ND	5.0	09/01/20 11:35	
m&p-Xylene	ug/kg	ND	10.0	09/01/20 11:35	
Methyl-tert-butyl ether	ug/kg	ND	5.0	09/01/20 11:35	
Methylene Chloride	ug/kg	ND	20.0	09/01/20 11:35	
n-Butylbenzene	ug/kg	ND	5.0	09/01/20 11:35	
n-Propylbenzene	ug/kg	ND	5.0	09/01/20 11:35	
Naphthalene	ug/kg	ND	5.0	09/01/20 11:35	
o-Xylene	ug/kg	ND	5.0	09/01/20 11:35	
p-Isopropyltoluene	ug/kg	ND	5.0	09/01/20 11:35	
sec-Butylbenzene	ug/kg	ND	5.0	09/01/20 11:35	
Styrene	ug/kg	ND	5.0	09/01/20 11:35	
tert-Butylbenzene	ug/kg	ND	5.0	09/01/20 11:35	
Tetrachloroethene	ug/kg	ND	5.0	09/01/20 11:35	
Toluene	ug/kg	ND	5.0	09/01/20 11:35	
trans-1,2-Dichloroethene	ug/kg	ND	5.0	09/01/20 11:35	
trans-1,3-Dichloropropene	ug/kg	ND	5.0	09/01/20 11:35	
Trichloroethene	ug/kg	ND	5.0	09/01/20 11:35	
Trichlorofluoromethane	ug/kg	ND	5.0	09/01/20 11:35	
Vinyl acetate	ug/kg	ND	50.0	09/01/20 11:35	
Vinyl chloride	ug/kg	ND	10.0	09/01/20 11:35	
Xylene (Total)	ug/kg	ND	10.0	09/01/20 11:35	
1,2-Dichloroethane-d4 (S)	%	105	70-132	09/01/20 11:35	
4-Bromofluorobenzene (S)	%	99	70-130	09/01/20 11:35	
Toluene-d8 (S)	%	99	70-130	09/01/20 11:35	

LABORATORY CONTROL SAMPLE: 2988465

Parameter	Units	Spike Conc.	LCS Result	LCS % Rec	% Rec Limits	Qualifiers
1,1,1,2-Tetrachloroethane	ug/kg	1250	1280	102	70-130	
1,1,1-Trichloroethane	ug/kg	1250	1280	102	70-130	
1,1,2,2-Tetrachloroethane	ug/kg	1250	1220	98	55-130	
1,1,2-Trichloroethane	ug/kg	1250	1270	102	70-130	
1,1-Dichloroethane	ug/kg	1250	1320	105	68-130	
1,1-Dichloroethene	ug/kg	1250	1350	108	70-130	
1,1-Dichloropropene	ug/kg	1250	1310	104	70-130	
1,2,3-Trichlorobenzene	ug/kg	1250	1240	99	70-130	
1,2,3-Trichloropropane	ug/kg	1250	1250	100	70-130	
1,2,4-Trichlorobenzene	ug/kg	1250	1250	100	70-130	

Results presented on this page are in the units indicated by the "Units" column except where an alternate unit is presented to the right of the result.

REPORT OF LABORATORY ANALYSIS

This report shall not be reproduced, except in full,
without the written consent of Pace Analytical Services, LLC.

Pace Analytical Services, LLC
9800 Kincey Ave. Suite 100
Huntersville, NC 28078
(704)875-9092

QUALITY CONTROL DATA

Project: 2020-L1-2448 (8/29)
Pace Project No.: 92493095

LABORATORY CONTROL SAMPLE: 2988465

Parameter	Units	Spike Conc.	LCS Result	LCS % Rec	% Rec Limits	Qualifiers
1,2,4-Trimethylbenzene	ug/kg	1250	1160	93	69-130	
1,2-Dibromo-3-chloropropane	ug/kg	1250	1370	110	57-141	
1,2-Dibromoethane (EDB)	ug/kg	1250	1290	103	70-130	
1,2-Dichlorobenzene	ug/kg	1250	1260	101	70-130	
1,2-Dichloroethane	ug/kg	1250	1260	101	70-130	
1,2-Dichloropropane	ug/kg	1250	1310	105	70-130	
1,3,5-Trimethylbenzene	ug/kg	1250	1260	100	70-130	
1,3-Dichlorobenzene	ug/kg	1250	1240	99	70-130	
1,3-Dichloropropane	ug/kg	1250	1250	100	70-130	
1,4-Dichlorobenzene	ug/kg	1250	1210	97	70-130	
2,2-Dichloropropane	ug/kg	1250	1320	106	70-130	
2-Butanone (MEK)	ug/kg	2500	2520	101	60-130	
2-Chlorotoluene	ug/kg	1250	1250	100	70-130	
2-Hexanone	ug/kg	2500	2530	101	70-132	
4-Chlorotoluene	ug/kg	1250	1230	99	70-130	
4-Methyl-2-pentanone (MIBK)	ug/kg	2500	2550	102	69-130	
Acetone	ug/kg	2500	2470	99	49-148	
Benzene	ug/kg	1250	1250	100	70-130	
Bromobenzene	ug/kg	1250	1230	98	70-130	
Bromochloromethane	ug/kg	1250	1420	113	70-130	
Bromodichloromethane	ug/kg	1250	1210	97	70-130	
Bromoform	ug/kg	1250	1310	105	68-136	
Bromomethane	ug/kg	1250	1220	97	60-140	
Carbon tetrachloride	ug/kg	1250	1310	104	70-130	
Chlorobenzene	ug/kg	1250	1230	98	70-130	
Chloroethane	ug/kg	1250	1280	102	51-147	
Chloroform	ug/kg	1250	1250	100	70-130	
Chloromethane	ug/kg	1250	1320	106	48-130	
cis-1,2-Dichloroethene	ug/kg	1250	1250	100	70-130	
cis-1,3-Dichloropropene	ug/kg	1250	1350	108	70-130	
Dibromochloromethane	ug/kg	1250	1340	107	70-130	
Dibromomethane	ug/kg	1250	1300	104	70-130	
Dichlorodifluoromethane	ug/kg	1250	1910	152	49-130	L1,v1
Diisopropyl ether	ug/kg	1250	1300	104	66-130	
Ethylbenzene	ug/kg	1250	1170	93	70-130	
Hexachloro-1,3-butadiene	ug/kg	1250	1290	103	70-130	
Isopropylbenzene (Cumene)	ug/kg	1250	1260	100	70-130	
m&p-Xylene	ug/kg	2500	2400	96	70-130	
Methyl-tert-butyl ether	ug/kg	1250	1250	100	70-130	
Methylene Chloride	ug/kg	1250	1260	101	50-137	
n-Butylbenzene	ug/kg	1250	1260	101	70-130	
n-Propylbenzene	ug/kg	1250	1230	98	70-130	
Naphthalene	ug/kg	1250	1260	101	70-131	
o-Xylene	ug/kg	1250	1200	96	70-130	
p-Isopropyltoluene	ug/kg	1250	1230	98	70-130	
sec-Butylbenzene	ug/kg	1250	1210	97	70-130	
Styrene	ug/kg	1250	1270	101	70-130	

Results presented on this page are in the units indicated by the "Units" column except where an alternate unit is presented to the right of the result.

REPORT OF LABORATORY ANALYSIS

This report shall not be reproduced, except in full,
without the written consent of Pace Analytical Services, LLC.

Pace Analytical Services, LLC
9800 Kincey Ave. Suite 100
Huntersville, NC 28078
(704)875-9092

QUALITY CONTROL DATA

Project: 2020-L1-2448 (8/29)
Pace Project No.: 92493095

LABORATORY CONTROL SAMPLE: 2988465

Parameter	Units	Spike Conc.	LCS Result	LCS % Rec	% Rec Limits	Qualifiers
tert-Butylbenzene	ug/kg	1250	1210	97	69-130	
Tetrachloroethene	ug/kg	1250	1280	102	56-130	
Toluene	ug/kg	1250	1200	96	70-130	
trans-1,2-Dichloroethene	ug/kg	1250	1300	104	70-130	
trans-1,3-Dichloropropene	ug/kg	1250	1290	103	70-130	
Trichloroethene	ug/kg	1250	1260	101	70-141	
Trichlorofluoromethane	ug/kg	1250	1320	106	67-130	
Vinyl acetate	ug/kg	2500	2650	106	10-136	
Vinyl chloride	ug/kg	1250	1360	109	67-130	
Xylene (Total)	ug/kg	3750	3600	96	70-130	
1,2-Dichloroethane-d4 (S)	%			93	70-132	
4-Bromofluorobenzene (S)	%			101	70-130	
Toluene-d8 (S)	%			102	70-130	

MATRIX SPIKE SAMPLE: 2988467

Parameter	Units	92493224002 Result	Spike Conc.	MS Result	MS % Rec	% Rec Limits	Qualifiers
1,1,1,2-Tetrachloroethane	ug/kg	ND	568	522	92	52-133	
1,1,1-Trichloroethane	ug/kg	ND	568	552	97	49-137	
1,1,2,2-Tetrachloroethane	ug/kg	ND	568	513	90	39-150	
1,1,2-Trichloroethane	ug/kg	ND	568	556	98	48-140	
1,1-Dichloroethane	ug/kg	ND	568	550	97	46-135	
1,1-Dichloroethene	ug/kg	ND	568	210	37	38-149	M1
1,1-Dichloropropene	ug/kg	ND	568	573	101	41-140	
1,2,3-Trichlorobenzene	ug/kg	ND	568	326	57	10-158	
1,2,3-Trichloropropane	ug/kg	ND	568	520	92	33-157	
1,2,4-Trichlorobenzene	ug/kg	ND	568	480	84	10-155	
1,2,4-Trimethylbenzene	ug/kg	ND	568	556	97	24-154	
1,2-Dibromo-3-chloropropane	ug/kg	ND	568	366	65	33-158	
1,2-Dibromoethane (EDB)	ug/kg	ND	568	525	92	40-136	
1,2-Dichlorobenzene	ug/kg	ND	568	561	99	27-146	
1,2-Dichloroethane	ug/kg	ND	568	576	101	49-140	
1,2-Dichloropropane	ug/kg	ND	568	584	103	44-143	
1,3,5-Trimethylbenzene	ug/kg	ND	568	576	101	40-144	
1,3-Dichlorobenzene	ug/kg	ND	568	564	99	33-140	
1,3-Dichloropropane	ug/kg	ND	568	531	93	47-147	
1,4-Dichlorobenzene	ug/kg	ND	568	548	97	35-139	
2,2-Dichloropropane	ug/kg	ND	568	518	91	41-140	
2-Butanone (MEK)	ug/kg	ND	1140	799	70	10-181	
2-Chlorotoluene	ug/kg	ND	568	567	100	38-147	
2-Hexanone	ug/kg	ND	1140	578	51	18-169	
4-Chlorotoluene	ug/kg	ND	568	553	97	36-145	
4-Methyl-2-pentanone (MIBK)	ug/kg	ND	1140	586	52	16-175	
Acetone	ug/kg	ND	1140	647	57	10-200	
Benzene	ug/kg	ND	568	561	99	46-136	

Results presented on this page are in the units indicated by the "Units" column except where an alternate unit is presented to the right of the result.

REPORT OF LABORATORY ANALYSIS

This report shall not be reproduced, except in full,
without the written consent of Pace Analytical Services, LLC.

Pace Analytical Services, LLC
9800 Kincey Ave. Suite 100
Huntersville, NC 28078
(704)875-9092

QUALITY CONTROL DATA

Project: 2020-L1-2448 (8/29)
Pace Project No.: 92493095

MATRIX SPIKE SAMPLE: 2988467

Parameter	Units	92493224002 Result	Spike Conc.	MS Result	MS % Rec	% Rec Limits	Qualifiers
Bromobenzene	ug/kg	ND	568	536	94	38-149	
Bromochloromethane	ug/kg	ND	568	616	108	44-142	
Bromodichloromethane	ug/kg	ND	568	489	86	41-140	
Bromoform	ug/kg	ND	568	454	80	34-145	
Bromomethane	ug/kg	ND	568	499	88	14-162	
Carbon tetrachloride	ug/kg	ND	568	530	93	44-141	
Chlorobenzene	ug/kg	ND	568	554	97	39-141	
Chloroethane	ug/kg	ND	568	107	19	10-182	
Chloroform	ug/kg	ND	568	531	93	45-140	
Chloromethane	ug/kg	ND	568	647	113	19-149	
cis-1,2-Dichloroethene	ug/kg	ND	568	644	113	38-150	
cis-1,3-Dichloropropene	ug/kg	ND	568	563	99	30-144	
Dibromochloromethane	ug/kg	ND	568	495	87	36-145	
Dibromomethane	ug/kg	ND	568	531	93	41-145	
Dichlorodifluoromethane	ug/kg	ND	568	907	160	16-146	M0,v1
Diisopropyl ether	ug/kg	ND	568	555	98	41-143	
Ethylbenzene	ug/kg	ND	568	544	96	35-144	
Hexachloro-1,3-butadiene	ug/kg	ND	568	582	103	10-160	
Isopropylbenzene (Cumene)	ug/kg	ND	568	588	103	30-152	
m&p-Xylene	ug/kg	ND	1140	1110	98	33-145	
Methyl-tert-butyl ether	ug/kg	ND	568	530	93	49-140	
Methylene Chloride	ug/kg	ND	568	564	99	10-174	
n-Butylbenzene	ug/kg	ND	568	579	102	10-160	
n-Propylbenzene	ug/kg	ND	568	570	100	24-159	
Naphthalene	ug/kg	ND	568	290	51	10-171	
o-Xylene	ug/kg	ND	568	554	97	31-150	
p-Isopropyltoluene	ug/kg	ND	568	571	100	21-154	
sec-Butylbenzene	ug/kg	ND	568	574	101	19-159	
Styrene	ug/kg	ND	568	573	101	15-152	
tert-Butylbenzene	ug/kg	ND	568	580	102	31-141	
Tetrachloroethene	ug/kg	ND	568	567	100	19-141	
Toluene	ug/kg	ND	568	552	97	31-146	
trans-1,2-Dichloroethene	ug/kg	ND	568	566	100	28-157	
trans-1,3-Dichloropropene	ug/kg	ND	568	518	91	25-146	
Trichloroethene	ug/kg	ND	568	578	102	34-149	
Trichlorofluoromethane	ug/kg	ND	568	97.7	17	10-167	
Vinyl acetate	ug/kg	ND	1140	1010	89	10-200	
Vinyl chloride	ug/kg	ND	568	670	118	36-155	
Xylene (Total)	ug/kg	ND	1700	1660	98	29-148	
1,2-Dichloroethane-d4 (S)	%				112	70-132	
4-Bromofluorobenzene (S)	%				102	70-130	
Toluene-d8 (S)	%				101	70-130	

Results presented on this page are in the units indicated by the "Units" column except where an alternate unit is presented to the right of the result.

REPORT OF LABORATORY ANALYSIS

This report shall not be reproduced, except in full,
without the written consent of Pace Analytical Services, LLC.

Pace Analytical Services, LLC
9800 Kincey Ave. Suite 100
Huntersville, NC 28078
(704)875-9092

QUALITY CONTROL DATA

Project: 2020-L1-2448 (8/29)
Pace Project No.: 92493095

SAMPLE DUPLICATE: 2988466

Parameter	Units	92493224001 Result	Dup Result	RPD	Qualifiers
1,1,1,2-Tetrachloroethane	ug/kg	ND	ND		
1,1,1-Trichloroethane	ug/kg	ND	ND		
1,1,2,2-Tetrachloroethane	ug/kg	ND	ND		
1,1,2-Trichloroethane	ug/kg	ND	ND		
1,1-Dichloroethane	ug/kg	ND	ND		
1,1-Dichloroethene	ug/kg	ND	ND		
1,1-Dichloropropene	ug/kg	ND	ND		
1,2,3-Trichlorobenzene	ug/kg	ND	ND		
1,2,3-Trichloropropane	ug/kg	ND	ND		
1,2,4-Trichlorobenzene	ug/kg	ND	ND		
1,2,4-Trimethylbenzene	ug/kg	ND	ND		
1,2-Dibromo-3-chloropropane	ug/kg	ND	ND		
1,2-Dibromoethane (EDB)	ug/kg	ND	ND		
1,2-Dichlorobenzene	ug/kg	ND	ND		
1,2-Dichloroethane	ug/kg	ND	ND		
1,2-Dichloropropane	ug/kg	ND	ND		
1,3,5-Trimethylbenzene	ug/kg	ND	ND		
1,3-Dichlorobenzene	ug/kg	ND	ND		
1,3-Dichloropropane	ug/kg	ND	ND		
1,4-Dichlorobenzene	ug/kg	ND	ND		
2,2-Dichloropropane	ug/kg	ND	ND		
2-Butanone (MEK)	ug/kg	ND	ND		
2-Chlorotoluene	ug/kg	ND	ND		
2-Hexanone	ug/kg	ND	ND		
4-Chlorotoluene	ug/kg	ND	ND		
4-Methyl-2-pentanone (MIBK)	ug/kg	ND	ND		
Acetone	ug/kg	ND	ND		
Benzene	ug/kg	ND	ND		
Bromobenzene	ug/kg	ND	ND		
Bromochloromethane	ug/kg	ND	ND		
Bromodichloromethane	ug/kg	ND	ND		
Bromoform	ug/kg	ND	ND		
Bromomethane	ug/kg	ND	ND		
Carbon tetrachloride	ug/kg	ND	ND		
Chlorobenzene	ug/kg	ND	ND		
Chloroethane	ug/kg	ND	ND		
Chloroform	ug/kg	ND	ND		
Chloromethane	ug/kg	ND	ND		
cis-1,2-Dichloroethene	ug/kg	ND	ND		
cis-1,3-Dichloropropene	ug/kg	ND	ND		
Dibromochloromethane	ug/kg	ND	ND		
Dibromomethane	ug/kg	ND	ND		
Dichlorodifluoromethane	ug/kg	ND	ND		v1
Diisopropyl ether	ug/kg	ND	ND		
Ethylbenzene	ug/kg	ND	ND		
Hexachloro-1,3-butadiene	ug/kg	ND	ND		
Isopropylbenzene (Cumene)	ug/kg	ND	ND		

Results presented on this page are in the units indicated by the "Units" column except where an alternate unit is presented to the right of the result.

REPORT OF LABORATORY ANALYSIS

This report shall not be reproduced, except in full,
without the written consent of Pace Analytical Services, LLC.

Pace Analytical Services, LLC
9800 Kincey Ave. Suite 100
Huntersville, NC 28078
(704)875-9092

QUALITY CONTROL DATA

Project: 2020-L1-2448 (8/29)
Pace Project No.: 92493095

SAMPLE DUPLICATE: 2988466

Parameter	Units	92493224001 Result	Dup Result	RPD	Qualifiers
m&p-Xylene	ug/kg	ND	ND		
Methyl-tert-butyl ether	ug/kg	ND	ND		
Methylene Chloride	ug/kg	ND	ND		
n-Butylbenzene	ug/kg	ND	ND		
n-Propylbenzene	ug/kg	ND	ND		
Naphthalene	ug/kg	ND	ND		
o-Xylene	ug/kg	ND	ND		
p-Isopropyltoluene	ug/kg	ND	ND		
sec-Butylbenzene	ug/kg	ND	ND		
Styrene	ug/kg	ND	ND		
tert-Butylbenzene	ug/kg	ND	ND		
Tetrachloroethene	ug/kg	ND	ND		
Toluene	ug/kg	ND	ND		
trans-1,2-Dichloroethene	ug/kg	ND	ND		
trans-1,3-Dichloropropene	ug/kg	ND	ND		
Trichloroethene	ug/kg	ND	ND		
Trichlorofluoromethane	ug/kg	ND	ND		
Vinyl acetate	ug/kg	ND	ND		
Vinyl chloride	ug/kg	ND	ND		
Xylene (Total)	ug/kg	ND	ND		
1,2-Dichloroethane-d4 (S)	%	105	104		
4-Bromofluorobenzene (S)	%	102	102		
Toluene-d8 (S)	%	101	101		

Results presented on this page are in the units indicated by the "Units" column except where an alternate unit is presented to the right of the result.

REPORT OF LABORATORY ANALYSIS

This report shall not be reproduced, except in full,
without the written consent of Pace Analytical Services, LLC.

Pace Analytical Services, LLC
9800 Kincey Ave. Suite 100
Huntersville, NC 28078
(704)875-9092

QUALITY CONTROL DATA

Project: 2020-L1-2448 (8/29)
Pace Project No.: 92493095

QC Batch: 563451
QC Batch Method: ASTM D2974-87
Analysis Method: ASTM D2974-87
Analysis Description: Dry Weight/Percent Moisture
Laboratory: Pace Analytical Services - Charlotte

Associated Lab Samples: 92493095001

SAMPLE DUPLICATE: 2987640

Parameter	Units	92492917001 Result	Dup Result	RPD	Qualifiers
Percent Moisture	%	17.5	16.0	9	

SAMPLE DUPLICATE: 2987641

Parameter	Units	92493095001 Result	Dup Result	RPD	Qualifiers
Percent Moisture	%	13.6	14.2	5	

Results presented on this page are in the units indicated by the "Units" column except where an alternate unit is presented to the right of the result.

REPORT OF LABORATORY ANALYSIS

This report shall not be reproduced, except in full,
without the written consent of Pace Analytical Services, LLC.

Pace Analytical Services, LLC
9800 Kincey Ave. Suite 100
Huntersville, NC 28078
(704)875-9092

QUALITY CONTROL DATA

Project: 2020-L1-2448 (8/29)
Pace Project No.: 92493095

QC Batch: 1536075
QC Batch Method: SM 2540 G
Analysis Method: SM 2540G
Analysis Description: Total Solids 2540 G-2011
Laboratory: Pace National - Mt. Juliet
Associated Lab Samples: 92493095001

METHOD BLANK: R3566452-1 Matrix: Solid
Associated Lab Samples: 92493095001

Parameter	Units	Blank Result	Reporting Limit	Analyzed	Qualifiers
Total Solids	%	0.00100		09/01/20 12:13	

LABORATORY CONTROL SAMPLE: R3566452-2

Parameter	Units	Spike Conc.	LCS Result	LCS % Rec	% Rec Limits	Qualifiers
Total Solids	%	50.0	50.0	100	85.0-115	

Results presented on this page are in the units indicated by the "Units" column except where an alternate unit is presented to the right of the result.

REPORT OF LABORATORY ANALYSIS

This report shall not be reproduced, except in full,
without the written consent of Pace Analytical Services, LLC.

Pace Analytical Services, LLC
9800 Kincey Ave. Suite 100
Huntersville, NC 28078
(704)875-9092

QUALIFIERS

Project: 2020-L1-2448 (8/29)
Pace Project No.: 92493095

DEFINITIONS

DF - Dilution Factor, if reported, represents the factor applied to the reported data due to dilution of the sample aliquot.

ND - Not Detected at or above adjusted reporting limit.

TNTC - Too Numerous To Count

J - Estimated concentration above the adjusted method detection limit and below the adjusted reporting limit.

MDL - Adjusted Method Detection Limit.

PQL - Practical Quantitation Limit.

RL - Reporting Limit - The lowest concentration value that meets project requirements for quantitative data with known precision and bias for a specific analyte in a specific matrix.

S - Surrogate

1,2-Diphenylhydrazine decomposes to and cannot be separated from Azobenzene using Method 8270. The result for each analyte is a combined concentration.

Consistent with EPA guidelines, unrounded data are displayed and have been used to calculate % recovery and RPD values.

LCS(D) - Laboratory Control Sample (Duplicate)

MS(D) - Matrix Spike (Duplicate)

DUP - Sample Duplicate

RPD - Relative Percent Difference

NC - Not Calculable.

SG - Silica Gel - Clean-Up

U - Indicates the compound was analyzed for, but not detected.

Acid preservation may not be appropriate for 2 Chloroethylvinyl ether.

A separate vial preserved to a pH of 4-5 is recommended in SW846 Chapter 4 for the analysis of Acrolein and Acrylonitrile by EPA Method 8260.

N-Nitrosodiphenylamine decomposes and cannot be separated from Diphenylamine using Method 8270. The result reported for each analyte is a combined concentration.

Pace Analytical is TNI accredited. Contact your Pace PM for the current list of accredited analytes.

TNI - The NELAC Institute.

ANALYTE QUALIFIERS

L1	Analyte recovery in the laboratory control sample (LCS) was above QC limits. Results for this analyte in associated samples may be biased high.
M0	Matrix spike recovery and/or matrix spike duplicate recovery was outside laboratory control limits.
M1	Matrix spike recovery exceeded QC limits. Batch accepted based on laboratory control sample (LCS) recovery.
v1	The continuing calibration verification was above the method acceptance limit. Any detection for the analyte in the associated samples may have a high bias.

This report shall not be reproduced, except in full,
without the written consent of Pace Analytical Services, LLC.

Pace Analytical Services, LLC
9800 Kincey Ave. Suite 100
Huntersville, NC 28078
(704)875-9092

QUALITY CONTROL DATA CROSS REFERENCE TABLE

Project: 2020-L1-2448 (8/29)
Pace Project No.: 92493095

Lab ID	Sample ID	QC Batch Method	QC Batch	Analytical Method	Analytical Batch
92493095001	**RW-5_(30-32.5)**	MADEPV	1534571	MADEP VPH	1534571
92493095001	**RW-5_(30-32.5)**	MADEPV	1537113	MADEP VPH	1537113
92493095001	**RW-5_(30-32.5)**	EPA 5035A/5030B	563705	EPA 8260D	563728
92493095001	**RW-5_(30-32.5)**	ASTM D2974-87	563451		
92493095001	**RW-5_(30-32.5)**	SM 2540 G	1536075	SM 2540G	1536075

This report shall not be reproduced, except in full,
without the written consent of Pace Analytical Services, LLC.

Pace Analytical®

CHAIN-OF-CUSTODY Analytical Request Document

Chain-of-Custody is a LEGAL DOCUMENT - Complete all relevent fields

LAB USE C... nber or

WO# : 92493095

92493095

Containe...

Company: Apex Companies LLC	Billing Information:
Address:	
Report To: Andrew Street	Email To: Andrew Street / Emily Little
Copy To:	Site Collection Info/Address:
Customer Project Name/Number: CPC 20126 ~~2020-L1-2448~~	State: NC / County/City: Huntersville / Time Zone Collected: [ ] PT [ ] MT [ ] CT [✓] ET
Phone: 704-936-6394 Email: Andrew.Street@apexcos.com	Site/Facility ID #: CPC Huntersville Release / Compliance Monitoring? [ ] Yes [ ] No
Collected By (print): Margaret King	Purchase Order #: / Quote #: / DW PWS ID #: / DW Location Code:
Collected By (signature): Margaret King	Turnaround Date Required: ~~ASAP~~ Normal TAT / Immediately Packed on Ice: [✓] Yes [ ] No
Sample Disposal: [✓] Dispose as appropriate [ ] Return [ ] Archive: ____ [ ] Hold: ____	Rush: [✓] Same Day [✓] Next Day [ ] 2 Day [ ] 3 Day [ ] 4 Day [ ] 5 Day (Expedite Charges Apply) / Field Filtered (if applicable): [ ] Yes [ ] No / Analysis: ____

** Preservative Types: (1) nitric acid, (2) sulfuric acid, (3) hydrochloric acid, (4) sodium hydroxide, (5) zinc acetate, (6) methanol, (7) sodium bisulfate, (8) sodium thiosulfate, (9) hexane, (A) ascorbic acid, (B) ammonium sulfate, (C) ammonium hydroxide, (D) TSP, (U) Unpreserved, (O) Other ____

* Matrix Codes (Insert in Matrix box below): Drinking Water (DW), Ground Water (GW), Wastewater (WW), Product (P), Soil/Solid (SL), Oil (OL), Wipe (WP), Air (AR), Tissue (TS), Bioassay (B), Vapor (V), Other (OT)

Analyses

Customer Sample ID	Matrix *	Comp / Grab	Collected (or Composite Start) Date	Collected (or Composite Start) Time	Composite End Date	Composite End Time	Res Cl	# of Ctns	Ez Soil Kit / VOCs 8260	Ez Soil Kit / VPH	Lab Profile/Line:
RW-5 (30-325)	Soil	G			8-28-20	1059		6	+	X	001

Lab Sample Receipt Checklist:

Custody Seals Present/Intact	Y N NA
Custody Signatures Present	Y N NA
Collector Signature Present	Y N NA
Bottles Intact	Y N NA
Correct Bottles	Y N NA
Sufficient Volume	Y N NA
Samples Received on Ice	Y N NA
VOA - Headspace Acceptable	Y N NA
USDA Regulated Soils	Y N NA
Samples in Holding Time	Y N NA
Residual Chlorine Present	Y N NA
Cl Strips: ____	
Sample pH Acceptable	Y N NA
pH Strips: ____	
Sulfide Present	Y N NA
Lead Acetate Strips: ____	

LAB USE ONLY:
Lab Sample # / Comments: 92493095

Customer Remarks / Special Conditions / Possible Hazards:

Type of Ice Used: Wet Blue Dry None

Packing Material Used:

Radchem sample(s) screened (<500 cpm): Y N NA

SHORT HOLDS PRESENT (<72 hours): Y N N/A

Lab Tracking #: 2538823

Samples received via: FEDEX UPS Client Courier Pace Courier

Lab Sample Temperature Info:
Temp Blank Received: Y N NA
Therm ID#: 92T061
Cooler 1 Temp Upon Receipt: 3.0 oC
Cooler 1 Therm Corr. Factor: 0 oC
Cooler 1 Corrected Temp: 3.0 oC
Comments:

Relinquished by/Company: (Signature)	Date/Time:	Received by/Company: (Signature)	Date/Time:
Margaret King	8-28-20/1845	[signature] / Apex	8-28-20/1845
[signature] / Apex	8-29-20/0730	MDG Pace HVL 8/29/20 8:00	

MTJL LAB USE ONLY
Table #:
Acctnum:
Template:
Prelogin:
PM:
PB:

Trip Blank Received: Y N NA
HCL MeOH TSP Other

Non Conformance(s): YES / NO

Page: ____ of: ____

Pace Analytical Services, LLC
9800 Kincey Ave. Suite 100
Huntersville, NC 28078
(704)875-9092

September 03, 2020

Andrew Street
Apex Companies - NC
5900 Northwoods Business Pkwy
Suite 5900-0
Charlotte, NC 28269

RE: Project: 2020-L1-2448 (8/28)
Pace Project No.: 92493096

Dear Andrew Street:

Enclosed are the analytical results for sample(s) received by the laboratory on August 29, 2020. The results relate only to the samples included in this report. Results reported herein conform to the applicable TNI/NELAC Standards and the laboratory's Quality Manual, where applicable, unless otherwise noted in the body of the report.

The test results provided in this final report were generated by each of the following laboratories within the Pace Network:

- Pace National - Mt. Juliet
- Pace Analytical Services - Charlotte

If you have any questions concerning this report, please feel free to contact me.

Sincerely,

Angela M. Baioni

Angela Baioni
angela.baioni@pacelabs.com
(704)875-9092
Project Manager

Enclosures

cc: J Culbreath, Colonial Pipeline Company
Robert Hughes, Colonial Pipeline
Margaret King, APEX Companies, LLC
Emily Little, Apex Companies
Jeff Morrison, Colonial Pipeline Company
Tom Naumann, APEX Companies - NC
Joe Nicolette, Montrose-EPS
Christopher Schultz, Apex Companies
J Tate, Colonial Pipeline Company
Alex Testoff, Montrose-EPS
Michael Verdon, Colonial Pipeline Company
JM Wyatt, Colonial Pipeline Company

REPORT OF LABORATORY ANALYSIS

This report shall not be reproduced, except in full,
without the written consent of Pace Analytical Services, LLC.

Pace Analytical Services, LLC
9800 Kincey Ave. Suite 100
Huntersville, NC 28078
(704)875-9092

CERTIFICATIONS

Project: 2020-L1-2448 (8/28)
Pace Project No.: 92493096

Pace Analytical Services National

12065 Lebanon Road, Mt. Juliet, TN 37122
Alabama Certification #: 40660
Alaska Certification 17-026
Arizona Certification #: AZ0612
Arkansas Certification #: 88-0469
California Certification #: 2932
Canada Certification #: 1461.01
Colorado Certification #: TN00003
Connecticut Certification #: PH-0197
DOD Certification: #1461.01
EPA# TN00003
Florida Certification #: E87487
Georgia DW Certification #: 923
Georgia Certification: NELAP
Idaho Certification #: TN00003
Illinois Certification #: 200008
Indiana Certification #: C-TN-01
Iowa Certification #: 364
Kansas Certification #: E-10277
Kentucky UST Certification #: 16
Kentucky Certification #: 90010
Louisiana Certification #: AI30792
Louisiana DW Certification #: LA180010
Maine Certification #: TN0002
Maryland Certification #: 324
Massachusetts Certification #: M-TN003
Michigan Certification #: 9958
Minnesota Certification #: 047-999-395
Mississippi Certification #: TN00003
Missouri Certification #: 340
Montana Certification #: CERT0086
Nebraska Certification #: NE-OS-15-05
Nevada Certification #: TN-03-2002-34
New Hampshire Certification #: 2975
New Jersey Certification #: TN002
New Mexico DW Certification
New York Certification #: 11742
North Carolina Aquatic Toxicity Certification #: 41
North Carolina Drinking Water Certification #: 21704
North Carolina Environmental Certificate #: 375
North Dakota Certification #: R-140
Ohio VAP Certification #: CL0069
Oklahoma Certification #: 9915
Oregon Certification #: TN200002
Pennsylvania Certification #: 68-02979
Rhode Island Certification #: LAO00356
South Carolina Certification #: 84004
South Dakota Certification
Tennessee DW/Chem/Micro Certification #: 2006
Texas Certification #: T 104704245-17-14
Texas Mold Certification #: LAB0152
USDA Soil Permit #: P330-15-00234
Utah Certification #: TN00003
Virginia Certification #: VT2006
Vermont Dept. of Health: ID# VT-2006
Virginia Certification #: 460132
Washington Certification #: C847
West Virginia Certification #: 233
Wisconsin Certification #: 9980939910
Wyoming UST Certification #: via A2LA 2926.01
A2LA-ISO 17025 Certification #: 1461.01
A2LA-ISO 17025 Certification #: 1461.02
AIHA-LAP/LLC EMLAP Certification #:100789

Pace Analytical Services Charlotte

9800 Kincey Ave. Ste 100, Huntersville, NC 28078
Louisiana/NELAP Certification # LA170028
North Carolina Drinking Water Certification #: 37706
North Carolina Field Services Certification #: 5342
North Carolina Wastewater Certification #: 12
South Carolina Certification #: 99006001
Florida/NELAP Certification #: E87627
Kentucky UST Certification #: 84
Virginia/VELAP Certification #: 460221

REPORT OF LABORATORY ANALYSIS

This report shall not be reproduced, except in full,
without the written consent of Pace Analytical Services, LLC.

Pace Analytical Services, LLC
9800 Kincey Ave. Suite 100
Huntersville, NC 28078
(704)875-9092

SAMPLE ANALYTE COUNT

Project: 2020-L1-2448 (8/28)
Pace Project No.: 92493096

Lab ID	Sample ID	Method	Analysts	Analytes Reported	Laboratory
92493096001	**RW-6_(37.5-40)**	MADEP VPH	ADM, BMB	5	PAN
		EPA 8260D	SAS	70	PASI-C
		ASTM D2974-87	KDF	1	PASI-C
		SM 2540G	KBC	1	PAN

PAN = Pace National - Mt. Juliet
PASI-C = Pace Analytical Services - Charlotte

REPORT OF LABORATORY ANALYSIS

This report shall not be reproduced, except in full,
without the written consent of Pace Analytical Services, LLC.

Pace Analytical Services, LLC
9800 Kincey Ave. Suite 100
Huntersville, NC 28078
(704)875-9092

ANALYTICAL RESULTS

Project: 2020-L1-2448 (8/28)
Pace Project No.: 92493096

Sample: RW-6_(37.5-40) **Lab ID: 92493096001** Collected: 08/28/20 17:00 Received: 08/29/20 08:00 Matrix: Solid

Results reported on a "dry weight" basis and are adjusted for percent moisture, sample size and any dilutions.

Parameters	Results	Units	Report Limit	DF	Prepared	Analyzed	CAS No.	Qual
MADEPV	Analytical Method: MADEP VPH Preparation Method: MADEPV Pace National - Mt. Juliet							
Aliphatic (C05-C08)	**392**	mg/kg	5.83	1	08/28/20 17:00	09/02/20 08:07		
Aliphatic (C09-C12)	**641**	mg/kg	5.83	1	08/28/20 17:00	09/02/20 08:07		
Aromatic (C09-C10),Unadjusted	**259**	mg/kg	58.3	10	08/28/20 17:00	09/03/20 00:03	TPHC9C10A	
Surrogates								
2,5-Dibromotoluene (FID)	107	%	70.0-130	1	08/28/20 17:00	09/02/20 08:07	615-59-8FID	
2,5-Dibromotoluene (FID)	95.9	%	70.0-130	10	08/28/20 17:00	09/03/20 00:03	615-59-8FID	
2,5-Dibromotoluene (PID)	86.4	%	70.0-130	1	08/28/20 17:00	09/02/20 08:07	615-59-8PID	
2,5-Dibromotoluene (PID)	87.9	%	70.0-130	10	08/28/20 17:00	09/03/20 00:03	615-59-8PID	
8260D/5035A/5030B Volatiles	Analytical Method: EPA 8260D Preparation Method: EPA 5035A/5030B Pace Analytical Services - Charlotte							
Acetone	ND	ug/kg	1570	10	09/01/20 10:50	09/01/20 16:33	67-64-1	
Benzene	**1130**	ug/kg	78.5	10	09/01/20 10:50	09/01/20 16:33	71-43-2	
Bromobenzene	ND	ug/kg	78.5	10	09/01/20 10:50	09/01/20 16:33	108-86-1	
Bromochloromethane	ND	ug/kg	78.5	10	09/01/20 10:50	09/01/20 16:33	74-97-5	
Bromodichloromethane	ND	ug/kg	78.5	10	09/01/20 10:50	09/01/20 16:33	75-27-4	
Bromoform	ND	ug/kg	78.5	10	09/01/20 10:50	09/01/20 16:33	75-25-2	
Bromomethane	ND	ug/kg	157	10	09/01/20 10:50	09/01/20 16:33	74-83-9	
2-Butanone (MEK)	ND	ug/kg	1570	10	09/01/20 10:50	09/01/20 16:33	78-93-3	
n-Butylbenzene	**2990**	ug/kg	78.5	10	09/01/20 10:50	09/01/20 16:33	104-51-8	
sec-Butylbenzene	ND	ug/kg	78.5	10	09/01/20 10:50	09/01/20 16:33	135-98-8	
tert-Butylbenzene	ND	ug/kg	78.5	10	09/01/20 10:50	09/01/20 16:33	98-06-6	
Carbon tetrachloride	ND	ug/kg	78.5	10	09/01/20 10:50	09/01/20 16:33	56-23-5	
Chlorobenzene	ND	ug/kg	78.5	10	09/01/20 10:50	09/01/20 16:33	108-90-7	
Chloroethane	ND	ug/kg	157	10	09/01/20 10:50	09/01/20 16:33	75-00-3	
Chloroform	ND	ug/kg	78.5	10	09/01/20 10:50	09/01/20 16:33	67-66-3	
Chloromethane	ND	ug/kg	157	10	09/01/20 10:50	09/01/20 16:33	74-87-3	
2-Chlorotoluene	ND	ug/kg	78.5	10	09/01/20 10:50	09/01/20 16:33	95-49-8	
4-Chlorotoluene	ND	ug/kg	78.5	10	09/01/20 10:50	09/01/20 16:33	106-43-4	
1,2-Dibromo-3-chloropropane	ND	ug/kg	78.5	10	09/01/20 10:50	09/01/20 16:33	96-12-8	
Dibromochloromethane	ND	ug/kg	78.5	10	09/01/20 10:50	09/01/20 16:33	124-48-1	
1,2-Dibromoethane (EDB)	ND	ug/kg	78.5	10	09/01/20 10:50	09/01/20 16:33	106-93-4	
Dibromomethane	ND	ug/kg	78.5	10	09/01/20 10:50	09/01/20 16:33	74-95-3	
1,2-Dichlorobenzene	ND	ug/kg	78.5	10	09/01/20 10:50	09/01/20 16:33	95-50-1	
1,3-Dichlorobenzene	ND	ug/kg	78.5	10	09/01/20 10:50	09/01/20 16:33	541-73-1	
1,4-Dichlorobenzene	ND	ug/kg	78.5	10	09/01/20 10:50	09/01/20 16:33	106-46-7	
Dichlorodifluoromethane	ND	ug/kg	157	10	09/01/20 10:50	09/01/20 16:33	75-71-8	L1,v1
1,1-Dichloroethane	ND	ug/kg	78.5	10	09/01/20 10:50	09/01/20 16:33	75-34-3	
1,2-Dichloroethane	ND	ug/kg	78.5	10	09/01/20 10:50	09/01/20 16:33	107-06-2	
1,1-Dichloroethene	ND	ug/kg	78.5	10	09/01/20 10:50	09/01/20 16:33	75-35-4	
cis-1,2-Dichloroethene	ND	ug/kg	78.5	10	09/01/20 10:50	09/01/20 16:33	156-59-2	
trans-1,2-Dichloroethene	ND	ug/kg	78.5	10	09/01/20 10:50	09/01/20 16:33	156-60-5	
1,2-Dichloropropane	ND	ug/kg	78.5	10	09/01/20 10:50	09/01/20 16:33	78-87-5	
1,3-Dichloropropane	ND	ug/kg	78.5	10	09/01/20 10:50	09/01/20 16:33	142-28-9	
2,2-Dichloropropane	ND	ug/kg	78.5	10	09/01/20 10:50	09/01/20 16:33	594-20-7	

REPORT OF LABORATORY ANALYSIS

This report shall not be reproduced, except in full,
without the written consent of Pace Analytical Services, LLC.

Pace Analytical Services, LLC
9800 Kincey Ave. Suite 100
Huntersville, NC 28078
(704)875-9092

ANALYTICAL RESULTS

Project: 2020-L1-2448 (8/28)
Pace Project No.: 92493096

Sample: RW-6_(37.5-40) **Lab ID: 92493096001** Collected: 08/28/20 17:00 Received: 08/29/20 08:00 Matrix: Solid

Results reported on a "dry weight" basis and are adjusted for percent moisture, sample size and any dilutions.

Parameters	Results	Units	Report Limit	DF	Prepared	Analyzed	CAS No.	Qual
8260D/5035A/5030B Volatiles	Analytical Method: EPA 8260D Preparation Method: EPA 5035A/5030B Pace Analytical Services - Charlotte							
1,1-Dichloropropene	ND	ug/kg	78.5	10	09/01/20 10:50	09/01/20 16:33	563-58-6	
cis-1,3-Dichloropropene	ND	ug/kg	78.5	10	09/01/20 10:50	09/01/20 16:33	10061-01-5	
trans-1,3-Dichloropropene	ND	ug/kg	78.5	10	09/01/20 10:50	09/01/20 16:33	10061-02-6	
Diisopropyl ether	ND	ug/kg	78.5	10	09/01/20 10:50	09/01/20 16:33	108-20-3	
Ethylbenzene	**14200**	ug/kg	78.5	10	09/01/20 10:50	09/01/20 16:33	100-41-4	
Hexachloro-1,3-butadiene	ND	ug/kg	78.5	10	09/01/20 10:50	09/01/20 16:33	87-68-3	
2-Hexanone	ND	ug/kg	785	10	09/01/20 10:50	09/01/20 16:33	591-78-6	
Isopropylbenzene (Cumene)	**1890**	ug/kg	78.5	10	09/01/20 10:50	09/01/20 16:33	98-82-8	
p-Isopropyltoluene	ND	ug/kg	78.5	10	09/01/20 10:50	09/01/20 16:33	99-87-6	
Methylene Chloride	ND	ug/kg	314	10	09/01/20 10:50	09/01/20 16:33	75-09-2	
4-Methyl-2-pentanone (MIBK)	ND	ug/kg	785	10	09/01/20 10:50	09/01/20 16:33	108-10-1	
Methyl-tert-butyl ether	ND	ug/kg	78.5	10	09/01/20 10:50	09/01/20 16:33	1634-04-4	
Naphthalene	**10100**	ug/kg	78.5	10	09/01/20 10:50	09/01/20 16:33	91-20-3	
n-Propylbenzene	ND	ug/kg	78.5	10	09/01/20 10:50	09/01/20 16:33	103-65-1	
Styrene	ND	ug/kg	78.5	10	09/01/20 10:50	09/01/20 16:33	100-42-5	
1,1,1,2-Tetrachloroethane	ND	ug/kg	78.5	10	09/01/20 10:50	09/01/20 16:33	630-20-6	
1,1,2,2-Tetrachloroethane	ND	ug/kg	78.5	10	09/01/20 10:50	09/01/20 16:33	79-34-5	
Tetrachloroethene	ND	ug/kg	78.5	10	09/01/20 10:50	09/01/20 16:33	127-18-4	
Toluene	**29800**	ug/kg	78.5	10	09/01/20 10:50	09/01/20 16:33	108-88-3	
1,2,3-Trichlorobenzene	ND	ug/kg	78.5	10	09/01/20 10:50	09/01/20 16:33	87-61-6	
1,2,4-Trichlorobenzene	ND	ug/kg	78.5	10	09/01/20 10:50	09/01/20 16:33	120-82-1	
1,1,1-Trichloroethane	ND	ug/kg	78.5	10	09/01/20 10:50	09/01/20 16:33	71-55-6	
1,1,2-Trichloroethane	ND	ug/kg	78.5	10	09/01/20 10:50	09/01/20 16:33	79-00-5	
Trichloroethene	ND	ug/kg	78.5	10	09/01/20 10:50	09/01/20 16:33	79-01-6	
Trichlorofluoromethane	ND	ug/kg	78.5	10	09/01/20 10:50	09/01/20 16:33	75-69-4	
1,2,3-Trichloropropane	ND	ug/kg	78.5	10	09/01/20 10:50	09/01/20 16:33	96-18-4	
1,2,4-Trimethylbenzene	**53100**	ug/kg	78.5	10	09/01/20 10:50	09/01/20 16:33	95-63-6	
1,3,5-Trimethylbenzene	**14900**	ug/kg	78.5	10	09/01/20 10:50	09/01/20 16:33	108-67-8	
Vinyl acetate	ND	ug/kg	785	10	09/01/20 10:50	09/01/20 16:33	108-05-4	
Vinyl chloride	ND	ug/kg	157	10	09/01/20 10:50	09/01/20 16:33	75-01-4	
Xylene (Total)	**83600**	ug/kg	157	10	09/01/20 10:50	09/01/20 16:33	1330-20-7	
m&p-Xylene	**58000**	ug/kg	157	10	09/01/20 10:50	09/01/20 16:33	179601-23-1	
o-Xylene	**25700**	ug/kg	78.5	10	09/01/20 10:50	09/01/20 16:33	95-47-6	
Surrogates								
Toluene-d8 (S)	99	%	70-130	10	09/01/20 10:50	09/01/20 16:33	2037-26-5	
4-Bromofluorobenzene (S)	103	%	70-130	10	09/01/20 10:50	09/01/20 16:33	460-00-4	
1,2-Dichloroethane-d4 (S)	104	%	70-132	10	09/01/20 10:50	09/01/20 16:33	17060-07-0	
Percent Moisture	Analytical Method: ASTM D2974-87 Pace Analytical Services - Charlotte							
Percent Moisture	**7.8**	%	0.10	1		08/31/20 15:02		
Total Solids 2540 G-2011	Analytical Method: SM 2540G Preparation Method: SM 2540 G Pace National - Mt. Juliet							
Total Solids	**92.6**	%		1	09/01/20 12:01	09/01/20 12:13		

REPORT OF LABORATORY ANALYSIS

This report shall not be reproduced, except in full,
without the written consent of Pace Analytical Services, LLC.

Pace Analytical Services, LLC
9800 Kincey Ave. Suite 100
Huntersville, NC 28078
(704)875-9092

QUALITY CONTROL DATA

Project: 2020-L1-2448 (8/28)
Pace Project No.: 92493096

QC Batch: 1534571
QC Batch Method: MADEPV
Analysis Method: MADEP VPH
Analysis Description: MADEPV
Laboratory: Pace National - Mt. Juliet

Associated Lab Samples: 92493096001

METHOD BLANK: R3566694-3 Matrix: Solid
Associated Lab Samples: 92493096001

Parameter	Units	Blank Result	Reporting Limit	Analyzed	Qualifiers
Aliphatic (C05-C08)	mg/kg	ND	5.00	09/02/20 02:35	
Aliphatic (C09-C12)	mg/kg	ND	5.00	09/02/20 02:35	
2,5-Dibromotoluene (FID)	%	93.6	70.0-130	09/02/20 02:35	
2,5-Dibromotoluene (PID)	%	87.6	70.0-130	09/02/20 02:35	

LABORATORY CONTROL SAMPLE & LCSD: R3566694-1 R3566694-2

Parameter	Units	Spike Conc.	LCS Result	LCSD Result	LCS % Rec	LCSD % Rec	% Rec Limits	RPD	Max RPD	Qualifiers
Aliphatic (C05-C08)	mg/kg	60.0	56.3	56.7	93.8	94.5	70.0-130	0.708	25	
Aliphatic (C09-C12)	mg/kg	70.0	63.9	63.6	91.3	90.9	70.0-130	0.471	25	
2,5-Dibromotoluene (FID)	%				98.2	95.6	70.0-130			
2,5-Dibromotoluene (PID)	%				93.1	95.1	70.0-130			

Results presented on this page are in the units indicated by the "Units" column except where an alternate unit is presented to the right of the result.

REPORT OF LABORATORY ANALYSIS

This report shall not be reproduced, except in full,
without the written consent of Pace Analytical Services, LLC.

Pace Analytical Services, LLC
9800 Kincey Ave. Suite 100
Huntersville, NC 28078
(704)875-9092

QUALITY CONTROL DATA

Project: 2020-L1-2448 (8/28)
Pace Project No.: 92493096

QC Batch: 1537113
QC Batch Method: MADEPV
Analysis Method: MADEP VPH
Analysis Description: MADEPV
Laboratory: Pace National - Mt. Juliet

Associated Lab Samples: 92493096001

METHOD BLANK: R3566789-3 Matrix: Solid
Associated Lab Samples: 92493096001

Parameter	Units	Blank Result	Reporting Limit	Analyzed	Qualifiers
Aromatic (C09-C10),Unadjusted	mg/kg	ND	5.00	09/02/20 21:51	
2,5-Dibromotoluene (FID)	%	92.6	70.0-130	09/02/20 21:51	
2,5-Dibromotoluene (PID)	%	86.5	70.0-130	09/02/20 21:51	

LABORATORY CONTROL SAMPLE & LCSD: R3566789-1 R3566789-2

Parameter	Units	Spike Conc.	LCS Result	LCSD Result	LCS % Rec	LCSD % Rec	% Rec Limits	RPD	Max RPD	Qualifiers
Aromatic (C09-C10),Unadjusted	mg/kg	10.0	9.59	9.40	95.9	94.0	70.0-130	2.00	25	
2,5-Dibromotoluene (FID)	%				96.5	94.9	70.0-130			
2,5-Dibromotoluene (PID)	%				93.8	90.4	70.0-130			

Results presented on this page are in the units indicated by the "Units" column except where an alternate unit is presented to the right of the result.

REPORT OF LABORATORY ANALYSIS

This report shall not be reproduced, except in full,
without the written consent of Pace Analytical Services, LLC.

Pace Analytical Services, LLC
9800 Kincey Ave. Suite 100
Huntersville, NC 28078
(704)875-9092

QUALITY CONTROL DATA

Project: 2020-L1-2448 (8/28)
Pace Project No.: 92493096

QC Batch: 563705
QC Batch Method: EPA 5035A/5030B
Analysis Method: EPA 8260D
Analysis Description: 8260D 5035A 5030B
Laboratory: Pace Analytical Services - Charlotte

Associated Lab Samples: 92493096001

METHOD BLANK: 2988464 Matrix: Solid
Associated Lab Samples: 92493096001

Parameter	Units	Blank Result	Reporting Limit	Analyzed	Qualifiers
1,1,1,2-Tetrachloroethane	ug/kg	ND	5.0	09/01/20 11:35	
1,1,1-Trichloroethane	ug/kg	ND	5.0	09/01/20 11:35	
1,1,2,2-Tetrachloroethane	ug/kg	ND	5.0	09/01/20 11:35	
1,1,2-Trichloroethane	ug/kg	ND	5.0	09/01/20 11:35	
1,1-Dichloroethane	ug/kg	ND	5.0	09/01/20 11:35	
1,1-Dichloroethene	ug/kg	ND	5.0	09/01/20 11:35	
1,1-Dichloropropene	ug/kg	ND	5.0	09/01/20 11:35	
1,2,3-Trichlorobenzene	ug/kg	ND	5.0	09/01/20 11:35	
1,2,3-Trichloropropane	ug/kg	ND	5.0	09/01/20 11:35	
1,2,4-Trichlorobenzene	ug/kg	ND	5.0	09/01/20 11:35	
1,2,4-Trimethylbenzene	ug/kg	ND	5.0	09/01/20 11:35	
1,2-Dibromo-3-chloropropane	ug/kg	ND	5.0	09/01/20 11:35	
1,2-Dibromoethane (EDB)	ug/kg	ND	5.0	09/01/20 11:35	
1,2-Dichlorobenzene	ug/kg	ND	5.0	09/01/20 11:35	
1,2-Dichloroethane	ug/kg	ND	5.0	09/01/20 11:35	
1,2-Dichloropropane	ug/kg	ND	5.0	09/01/20 11:35	
1,3,5-Trimethylbenzene	ug/kg	ND	5.0	09/01/20 11:35	
1,3-Dichlorobenzene	ug/kg	ND	5.0	09/01/20 11:35	
1,3-Dichloropropane	ug/kg	ND	5.0	09/01/20 11:35	
1,4-Dichlorobenzene	ug/kg	ND	5.0	09/01/20 11:35	
2,2-Dichloropropane	ug/kg	ND	5.0	09/01/20 11:35	
2-Butanone (MEK)	ug/kg	ND	100	09/01/20 11:35	
2-Chlorotoluene	ug/kg	ND	5.0	09/01/20 11:35	
2-Hexanone	ug/kg	ND	50.0	09/01/20 11:35	
4-Chlorotoluene	ug/kg	ND	5.0	09/01/20 11:35	
4-Methyl-2-pentanone (MIBK)	ug/kg	ND	50.0	09/01/20 11:35	
Acetone	ug/kg	ND	100	09/01/20 11:35	
Benzene	ug/kg	ND	5.0	09/01/20 11:35	
Bromobenzene	ug/kg	ND	5.0	09/01/20 11:35	
Bromochloromethane	ug/kg	ND	5.0	09/01/20 11:35	
Bromodichloromethane	ug/kg	ND	5.0	09/01/20 11:35	
Bromoform	ug/kg	ND	5.0	09/01/20 11:35	
Bromomethane	ug/kg	ND	10.0	09/01/20 11:35	
Carbon tetrachloride	ug/kg	ND	5.0	09/01/20 11:35	
Chlorobenzene	ug/kg	ND	5.0	09/01/20 11:35	
Chloroethane	ug/kg	ND	10.0	09/01/20 11:35	
Chloroform	ug/kg	ND	5.0	09/01/20 11:35	
Chloromethane	ug/kg	ND	10.0	09/01/20 11:35	
cis-1,2-Dichloroethene	ug/kg	ND	5.0	09/01/20 11:35	
cis-1,3-Dichloropropene	ug/kg	ND	5.0	09/01/20 11:35	

Results presented on this page are in the units indicated by the "Units" column except where an alternate unit is presented to the right of the result.

REPORT OF LABORATORY ANALYSIS

This report shall not be reproduced, except in full,
without the written consent of Pace Analytical Services, LLC.

Pace Analytical Services, LLC
9800 Kincey Ave. Suite 100
Huntersville, NC 28078
(704)875-9092

QUALITY CONTROL DATA

Project: 2020-L1-2448 (8/28)
Pace Project No.: 92493096

METHOD BLANK: 2988464 Matrix: Solid
Associated Lab Samples: 92493096001

Parameter	Units	Blank Result	Reporting Limit	Analyzed	Qualifiers
Dibromochloromethane	ug/kg	ND	5.0	09/01/20 11:35	
Dibromomethane	ug/kg	ND	5.0	09/01/20 11:35	
Dichlorodifluoromethane	ug/kg	ND	10.0	09/01/20 11:35	v1
Diisopropyl ether	ug/kg	ND	5.0	09/01/20 11:35	
Ethylbenzene	ug/kg	ND	5.0	09/01/20 11:35	
Hexachloro-1,3-butadiene	ug/kg	ND	5.0	09/01/20 11:35	
Isopropylbenzene (Cumene)	ug/kg	ND	5.0	09/01/20 11:35	
m&p-Xylene	ug/kg	ND	10.0	09/01/20 11:35	
Methyl-tert-butyl ether	ug/kg	ND	5.0	09/01/20 11:35	
Methylene Chloride	ug/kg	ND	20.0	09/01/20 11:35	
n-Butylbenzene	ug/kg	ND	5.0	09/01/20 11:35	
n-Propylbenzene	ug/kg	ND	5.0	09/01/20 11:35	
Naphthalene	ug/kg	ND	5.0	09/01/20 11:35	
o-Xylene	ug/kg	ND	5.0	09/01/20 11:35	
p-Isopropyltoluene	ug/kg	ND	5.0	09/01/20 11:35	
sec-Butylbenzene	ug/kg	ND	5.0	09/01/20 11:35	
Styrene	ug/kg	ND	5.0	09/01/20 11:35	
tert-Butylbenzene	ug/kg	ND	5.0	09/01/20 11:35	
Tetrachloroethene	ug/kg	ND	5.0	09/01/20 11:35	
Toluene	ug/kg	ND	5.0	09/01/20 11:35	
trans-1,2-Dichloroethene	ug/kg	ND	5.0	09/01/20 11:35	
trans-1,3-Dichloropropene	ug/kg	ND	5.0	09/01/20 11:35	
Trichloroethene	ug/kg	ND	5.0	09/01/20 11:35	
Trichlorofluoromethane	ug/kg	ND	5.0	09/01/20 11:35	
Vinyl acetate	ug/kg	ND	50.0	09/01/20 11:35	
Vinyl chloride	ug/kg	ND	10.0	09/01/20 11:35	
Xylene (Total)	ug/kg	ND	10.0	09/01/20 11:35	
1,2-Dichloroethane-d4 (S)	%	105	70-132	09/01/20 11:35	
4-Bromofluorobenzene (S)	%	99	70-130	09/01/20 11:35	
Toluene-d8 (S)	%	99	70-130	09/01/20 11:35	

LABORATORY CONTROL SAMPLE: 2988465

Parameter	Units	Spike Conc.	LCS Result	LCS % Rec	% Rec Limits	Qualifiers
1,1,1,2-Tetrachloroethane	ug/kg	1250	1280	102	70-130	
1,1,1-Trichloroethane	ug/kg	1250	1280	102	70-130	
1,1,2,2-Tetrachloroethane	ug/kg	1250	1220	98	55-130	
1,1,2-Trichloroethane	ug/kg	1250	1270	102	70-130	
1,1-Dichloroethane	ug/kg	1250	1320	105	68-130	
1,1-Dichloroethene	ug/kg	1250	1350	108	70-130	
1,1-Dichloropropene	ug/kg	1250	1310	104	70-130	
1,2,3-Trichlorobenzene	ug/kg	1250	1240	99	70-130	
1,2,3-Trichloropropane	ug/kg	1250	1250	100	70-130	
1,2,4-Trichlorobenzene	ug/kg	1250	1250	100	70-130	

Results presented on this page are in the units indicated by the "Units" column except where an alternate unit is presented to the right of the result.

REPORT OF LABORATORY ANALYSIS

This report shall not be reproduced, except in full,
without the written consent of Pace Analytical Services, LLC.

Pace Analytical Services, LLC
9800 Kincey Ave. Suite 100
Huntersville, NC 28078
(704)875-9092

QUALITY CONTROL DATA

Project: 2020-L1-2448 (8/28)
Pace Project No.: 92493096

LABORATORY CONTROL SAMPLE: 2988465

Parameter	Units	Spike Conc.	LCS Result	LCS % Rec	% Rec Limits	Qualifiers
1,2,4-Trimethylbenzene	ug/kg	1250	1160	93	69-130	
1,2-Dibromo-3-chloropropane	ug/kg	1250	1370	110	57-141	
1,2-Dibromoethane (EDB)	ug/kg	1250	1290	103	70-130	
1,2-Dichlorobenzene	ug/kg	1250	1260	101	70-130	
1,2-Dichloroethane	ug/kg	1250	1260	101	70-130	
1,2-Dichloropropane	ug/kg	1250	1310	105	70-130	
1,3,5-Trimethylbenzene	ug/kg	1250	1260	100	70-130	
1,3-Dichlorobenzene	ug/kg	1250	1240	99	70-130	
1,3-Dichloropropane	ug/kg	1250	1250	100	70-130	
1,4-Dichlorobenzene	ug/kg	1250	1210	97	70-130	
2,2-Dichloropropane	ug/kg	1250	1320	106	70-130	
2-Butanone (MEK)	ug/kg	2500	2520	101	60-130	
2-Chlorotoluene	ug/kg	1250	1250	100	70-130	
2-Hexanone	ug/kg	2500	2530	101	70-132	
4-Chlorotoluene	ug/kg	1250	1230	99	70-130	
4-Methyl-2-pentanone (MIBK)	ug/kg	2500	2550	102	69-130	
Acetone	ug/kg	2500	2470	99	49-148	
Benzene	ug/kg	1250	1250	100	70-130	
Bromobenzene	ug/kg	1250	1230	98	70-130	
Bromochloromethane	ug/kg	1250	1420	113	70-130	
Bromodichloromethane	ug/kg	1250	1210	97	70-130	
Bromoform	ug/kg	1250	1310	105	68-136	
Bromomethane	ug/kg	1250	1220	97	60-140	
Carbon tetrachloride	ug/kg	1250	1310	104	70-130	
Chlorobenzene	ug/kg	1250	1230	98	70-130	
Chloroethane	ug/kg	1250	1280	102	51-147	
Chloroform	ug/kg	1250	1250	100	70-130	
Chloromethane	ug/kg	1250	1320	106	48-130	
cis-1,2-Dichloroethene	ug/kg	1250	1250	100	70-130	
cis-1,3-Dichloropropene	ug/kg	1250	1350	108	70-130	
Dibromochloromethane	ug/kg	1250	1340	107	70-130	
Dibromomethane	ug/kg	1250	1300	104	70-130	
Dichlorodifluoromethane	ug/kg	1250	1910	152	49-130	L1,v1
Diisopropyl ether	ug/kg	1250	1300	104	66-130	
Ethylbenzene	ug/kg	1250	1170	93	70-130	
Hexachloro-1,3-butadiene	ug/kg	1250	1290	103	70-130	
Isopropylbenzene (Cumene)	ug/kg	1250	1260	100	70-130	
m&p-Xylene	ug/kg	2500	2400	96	70-130	
Methyl-tert-butyl ether	ug/kg	1250	1250	100	70-130	
Methylene Chloride	ug/kg	1250	1260	101	50-137	
n-Butylbenzene	ug/kg	1250	1260	101	70-130	
n-Propylbenzene	ug/kg	1250	1230	98	70-130	
Naphthalene	ug/kg	1250	1260	101	70-131	
o-Xylene	ug/kg	1250	1200	96	70-130	
p-Isopropyltoluene	ug/kg	1250	1230	98	70-130	
sec-Butylbenzene	ug/kg	1250	1210	97	70-130	
Styrene	ug/kg	1250	1270	101	70-130	

Results presented on this page are in the units indicated by the "Units" column except where an alternate unit is presented to the right of the result.

REPORT OF LABORATORY ANALYSIS

This report shall not be reproduced, except in full,
without the written consent of Pace Analytical Services, LLC.

Pace Analytical Services, LLC
9800 Kincey Ave. Suite 100
Huntersville, NC 28078
(704)875-9092

QUALITY CONTROL DATA

Project: 2020-L1-2448 (8/28)
Pace Project No.: 92493096

LABORATORY CONTROL SAMPLE: 2988465

Parameter	Units	Spike Conc.	LCS Result	LCS % Rec	% Rec Limits	Qualifiers
tert-Butylbenzene	ug/kg	1250	1210	97	69-130	
Tetrachloroethene	ug/kg	1250	1280	102	56-130	
Toluene	ug/kg	1250	1200	96	70-130	
trans-1,2-Dichloroethene	ug/kg	1250	1300	104	70-130	
trans-1,3-Dichloropropene	ug/kg	1250	1290	103	70-130	
Trichloroethene	ug/kg	1250	1260	101	70-141	
Trichlorofluoromethane	ug/kg	1250	1320	106	67-130	
Vinyl acetate	ug/kg	2500	2650	106	10-136	
Vinyl chloride	ug/kg	1250	1360	109	67-130	
Xylene (Total)	ug/kg	3750	3600	96	70-130	
1,2-Dichloroethane-d4 (S)	%			93	70-132	
4-Bromofluorobenzene (S)	%			101	70-130	
Toluene-d8 (S)	%			102	70-130	

MATRIX SPIKE SAMPLE: 2988467

Parameter	Units	92493224002 Result	Spike Conc.	MS Result	MS % Rec	% Rec Limits	Qualifiers
1,1,1,2-Tetrachloroethane	ug/kg	ND	568	522	92	52-133	
1,1,1-Trichloroethane	ug/kg	ND	568	552	97	49-137	
1,1,2,2-Tetrachloroethane	ug/kg	ND	568	513	90	39-150	
1,1,2-Trichloroethane	ug/kg	ND	568	556	98	48-140	
1,1-Dichloroethane	ug/kg	ND	568	550	97	46-135	
1,1-Dichloroethene	ug/kg	ND	568	210	37	38-149	M1
1,1-Dichloropropene	ug/kg	ND	568	573	101	41-140	
1,2,3-Trichlorobenzene	ug/kg	ND	568	326	57	10-158	
1,2,3-Trichloropropane	ug/kg	ND	568	520	92	33-157	
1,2,4-Trichlorobenzene	ug/kg	ND	568	480	84	10-155	
1,2,4-Trimethylbenzene	ug/kg	ND	568	556	97	24-154	
1,2-Dibromo-3-chloropropane	ug/kg	ND	568	366	65	33-158	
1,2-Dibromoethane (EDB)	ug/kg	ND	568	525	92	40-136	
1,2-Dichlorobenzene	ug/kg	ND	568	561	99	27-146	
1,2-Dichloroethane	ug/kg	ND	568	576	101	49-140	
1,2-Dichloropropane	ug/kg	ND	568	584	103	44-143	
1,3,5-Trimethylbenzene	ug/kg	ND	568	576	101	40-144	
1,3-Dichlorobenzene	ug/kg	ND	568	564	99	33-140	
1,3-Dichloropropane	ug/kg	ND	568	531	93	47-147	
1,4-Dichlorobenzene	ug/kg	ND	568	548	97	35-139	
2,2-Dichloropropane	ug/kg	ND	568	518	91	41-140	
2-Butanone (MEK)	ug/kg	ND	1140	799	70	10-181	
2-Chlorotoluene	ug/kg	ND	568	567	100	38-147	
2-Hexanone	ug/kg	ND	1140	578	51	18-169	
4-Chlorotoluene	ug/kg	ND	568	553	97	36-145	
4-Methyl-2-pentanone (MIBK)	ug/kg	ND	1140	586	52	16-175	
Acetone	ug/kg	ND	1140	647	57	10-200	
Benzene	ug/kg	ND	568	561	99	46-136	

Results presented on this page are in the units indicated by the "Units" column except where an alternate unit is presented to the right of the result.

REPORT OF LABORATORY ANALYSIS

This report shall not be reproduced, except in full,
without the written consent of Pace Analytical Services, LLC.

Pace Analytical Services, LLC
9800 Kincey Ave. Suite 100
Huntersville, NC 28078
(704)875-9092

QUALITY CONTROL DATA

Project: 2020-L1-2448 (8/28)
Pace Project No.: 92493096

MATRIX SPIKE SAMPLE: 2988467

Parameter	Units	92493224002 Result	Spike Conc.	MS Result	MS % Rec	% Rec Limits	Qualifiers
Bromobenzene	ug/kg	ND	568	536	94	38-149	
Bromochloromethane	ug/kg	ND	568	616	108	44-142	
Bromodichloromethane	ug/kg	ND	568	489	86	41-140	
Bromoform	ug/kg	ND	568	454	80	34-145	
Bromomethane	ug/kg	ND	568	499	88	14-162	
Carbon tetrachloride	ug/kg	ND	568	530	93	44-141	
Chlorobenzene	ug/kg	ND	568	554	97	39-141	
Chloroethane	ug/kg	ND	568	107	19	10-182	
Chloroform	ug/kg	ND	568	531	93	45-140	
Chloromethane	ug/kg	ND	568	647	113	19-149	
cis-1,2-Dichloroethene	ug/kg	ND	568	644	113	38-150	
cis-1,3-Dichloropropene	ug/kg	ND	568	563	99	30-144	
Dibromochloromethane	ug/kg	ND	568	495	87	36-145	
Dibromomethane	ug/kg	ND	568	531	93	41-145	
Dichlorodifluoromethane	ug/kg	ND	568	907	160	16-146	M0,v1
Diisopropyl ether	ug/kg	ND	568	555	98	41-143	
Ethylbenzene	ug/kg	ND	568	544	96	35-144	
Hexachloro-1,3-butadiene	ug/kg	ND	568	582	103	10-160	
Isopropylbenzene (Cumene)	ug/kg	ND	568	588	103	30-152	
m&p-Xylene	ug/kg	ND	1140	1110	98	33-145	
Methyl-tert-butyl ether	ug/kg	ND	568	530	93	49-140	
Methylene Chloride	ug/kg	ND	568	564	99	10-174	
n-Butylbenzene	ug/kg	ND	568	579	102	10-160	
n-Propylbenzene	ug/kg	ND	568	570	100	24-159	
Naphthalene	ug/kg	ND	568	290	51	10-171	
o-Xylene	ug/kg	ND	568	554	97	31-150	
p-Isopropyltoluene	ug/kg	ND	568	571	100	21-154	
sec-Butylbenzene	ug/kg	ND	568	574	101	19-159	
Styrene	ug/kg	ND	568	573	101	15-152	
tert-Butylbenzene	ug/kg	ND	568	580	102	31-141	
Tetrachloroethene	ug/kg	ND	568	567	100	19-141	
Toluene	ug/kg	ND	568	552	97	31-146	
trans-1,2-Dichloroethene	ug/kg	ND	568	566	100	28-157	
trans-1,3-Dichloropropene	ug/kg	ND	568	518	91	25-146	
Trichloroethene	ug/kg	ND	568	578	102	34-149	
Trichlorofluoromethane	ug/kg	ND	568	97.7	17	10-167	
Vinyl acetate	ug/kg	ND	1140	1010	89	10-200	
Vinyl chloride	ug/kg	ND	568	670	118	36-155	
Xylene (Total)	ug/kg	ND	1700	1660	98	29-148	
1,2-Dichloroethane-d4 (S)	%				112	70-132	
4-Bromofluorobenzene (S)	%				102	70-130	
Toluene-d8 (S)	%				101	70-130	

Results presented on this page are in the units indicated by the "Units" column except where an alternate unit is presented to the right of the result.

REPORT OF LABORATORY ANALYSIS

This report shall not be reproduced, except in full,
without the written consent of Pace Analytical Services, LLC.

Pace Analytical Services, LLC
9800 Kincey Ave. Suite 100
Huntersville, NC 28078
(704)875-9092

QUALITY CONTROL DATA

Project: 2020-L1-2448 (8/28)
Pace Project No.: 92493096

SAMPLE DUPLICATE: 2988466

Parameter	Units	92493224001 Result	Dup Result	RPD	Qualifiers
1,1,1,2-Tetrachloroethane	ug/kg	ND	ND		
1,1,1-Trichloroethane	ug/kg	ND	ND		
1,1,2,2-Tetrachloroethane	ug/kg	ND	ND		
1,1,2-Trichloroethane	ug/kg	ND	ND		
1,1-Dichloroethane	ug/kg	ND	ND		
1,1-Dichloroethene	ug/kg	ND	ND		
1,1-Dichloropropene	ug/kg	ND	ND		
1,2,3-Trichlorobenzene	ug/kg	ND	ND		
1,2,3-Trichloropropane	ug/kg	ND	ND		
1,2,4-Trichlorobenzene	ug/kg	ND	ND		
1,2,4-Trimethylbenzene	ug/kg	ND	ND		
1,2-Dibromo-3-chloropropane	ug/kg	ND	ND		
1,2-Dibromoethane (EDB)	ug/kg	ND	ND		
1,2-Dichlorobenzene	ug/kg	ND	ND		
1,2-Dichloroethane	ug/kg	ND	ND		
1,2-Dichloropropane	ug/kg	ND	ND		
1,3,5-Trimethylbenzene	ug/kg	ND	ND		
1,3-Dichlorobenzene	ug/kg	ND	ND		
1,3-Dichloropropane	ug/kg	ND	ND		
1,4-Dichlorobenzene	ug/kg	ND	ND		
2,2-Dichloropropane	ug/kg	ND	ND		
2-Butanone (MEK)	ug/kg	ND	ND		
2-Chlorotoluene	ug/kg	ND	ND		
2-Hexanone	ug/kg	ND	ND		
4-Chlorotoluene	ug/kg	ND	ND		
4-Methyl-2-pentanone (MIBK)	ug/kg	ND	ND		
Acetone	ug/kg	ND	ND		
Benzene	ug/kg	ND	ND		
Bromobenzene	ug/kg	ND	ND		
Bromochloromethane	ug/kg	ND	ND		
Bromodichloromethane	ug/kg	ND	ND		
Bromoform	ug/kg	ND	ND		
Bromomethane	ug/kg	ND	ND		
Carbon tetrachloride	ug/kg	ND	ND		
Chlorobenzene	ug/kg	ND	ND		
Chloroethane	ug/kg	ND	ND		
Chloroform	ug/kg	ND	ND		
Chloromethane	ug/kg	ND	ND		
cis-1,2-Dichloroethene	ug/kg	ND	ND		
cis-1,3-Dichloropropene	ug/kg	ND	ND		
Dibromochloromethane	ug/kg	ND	ND		
Dibromomethane	ug/kg	ND	ND		
Dichlorodifluoromethane	ug/kg	ND	ND		v1
Diisopropyl ether	ug/kg	ND	ND		
Ethylbenzene	ug/kg	ND	ND		
Hexachloro-1,3-butadiene	ug/kg	ND	ND		
Isopropylbenzene (Cumene)	ug/kg	ND	ND		

Results presented on this page are in the units indicated by the "Units" column except where an alternate unit is presented to the right of the result.

REPORT OF LABORATORY ANALYSIS

This report shall not be reproduced, except in full,
without the written consent of Pace Analytical Services, LLC.

Pace Analytical Services, LLC
9800 Kincey Ave. Suite 100
Huntersville, NC 28078
(704)875-9092

QUALITY CONTROL DATA

Project: 2020-L1-2448 (8/28)
Pace Project No.: 92493096

SAMPLE DUPLICATE: 2988466

Parameter	Units	92493224001 Result	Dup Result	RPD	Qualifiers
m&p-Xylene	ug/kg	ND	ND		
Methyl-tert-butyl ether	ug/kg	ND	ND		
Methylene Chloride	ug/kg	ND	ND		
n-Butylbenzene	ug/kg	ND	ND		
n-Propylbenzene	ug/kg	ND	ND		
Naphthalene	ug/kg	ND	ND		
o-Xylene	ug/kg	ND	ND		
p-Isopropyltoluene	ug/kg	ND	ND		
sec-Butylbenzene	ug/kg	ND	ND		
Styrene	ug/kg	ND	ND		
tert-Butylbenzene	ug/kg	ND	ND		
Tetrachloroethene	ug/kg	ND	ND		
Toluene	ug/kg	ND	ND		
trans-1,2-Dichloroethene	ug/kg	ND	ND		
trans-1,3-Dichloropropene	ug/kg	ND	ND		
Trichloroethene	ug/kg	ND	ND		
Trichlorofluoromethane	ug/kg	ND	ND		
Vinyl acetate	ug/kg	ND	ND		
Vinyl chloride	ug/kg	ND	ND		
Xylene (Total)	ug/kg	ND	ND		
1,2-Dichloroethane-d4 (S)	%	105	104		
4-Bromofluorobenzene (S)	%	102	102		
Toluene-d8 (S)	%	101	101		

Results presented on this page are in the units indicated by the "Units" column except where an alternate unit is presented to the right of the result.

REPORT OF LABORATORY ANALYSIS

This report shall not be reproduced, except in full,
without the written consent of Pace Analytical Services, LLC.

Pace Analytical Services, LLC
9800 Kincey Ave. Suite 100
Huntersville, NC 28078
(704)875-9092

QUALITY CONTROL DATA

Project: 2020-L1-2448 (8/28)
Pace Project No.: 92493096

QC Batch: 563466
QC Batch Method: ASTM D2974-87
Analysis Method: ASTM D2974-87
Analysis Description: Dry Weight/Percent Moisture
Laboratory: Pace Analytical Services - Charlotte

Associated Lab Samples: 92493096001

SAMPLE DUPLICATE: 2987674

Parameter	Units	92493067001 Result	Dup Result	RPD	Qualifiers
Percent Moisture	%	13.4	14.4	7	

SAMPLE DUPLICATE: 2987816

Parameter	Units	92493190003 Result	Dup Result	RPD	Qualifiers
Percent Moisture	%	15.4	14.5	6	

Results presented on this page are in the units indicated by the "Units" column except where an alternate unit is presented to the right of the result.

REPORT OF LABORATORY ANALYSIS

This report shall not be reproduced, except in full,
without the written consent of Pace Analytical Services, LLC.

Pace Analytical Services, LLC
9800 Kincey Ave. Suite 100
Huntersville, NC 28078
(704)875-9092

QUALITY CONTROL DATA

Project: 2020-L1-2448 (8/28)
Pace Project No.: 92493096

QC Batch: 1536075
QC Batch Method: SM 2540 G
Analysis Method: SM 2540G
Analysis Description: Total Solids 2540 G-2011
Laboratory: Pace National - Mt. Juliet
Associated Lab Samples: 92493096001

METHOD BLANK: R3566452-1 Matrix: Solid
Associated Lab Samples: 92493096001

Parameter	Units	Blank Result	Reporting Limit	Analyzed	Qualifiers
Total Solids	%	0.00100		09/01/20 12:13	

LABORATORY CONTROL SAMPLE: R3566452-2

Parameter	Units	Spike Conc.	LCS Result	LCS % Rec	% Rec Limits	Qualifiers
Total Solids	%	50.0	50.0	100	85.0-115	

SAMPLE DUPLICATE: R3566452-3

Parameter	Units	L1256494-01 Result	Dup Result	RPD	Qualifiers
Total Solids	%	99.1	99.3	0.201	

Results presented on this page are in the units indicated by the "Units" column except where an alternate unit is presented to the right of the result.

REPORT OF LABORATORY ANALYSIS

This report shall not be reproduced, except in full,
without the written consent of Pace Analytical Services, LLC.

Pace Analytical Services, LLC
9800 Kincey Ave. Suite 100
Huntersville, NC 28078
(704)875-9092

QUALIFIERS

Project: 2020-L1-2448 (8/28)
Pace Project No.: 92493096

DEFINITIONS

DF - Dilution Factor, if reported, represents the factor applied to the reported data due to dilution of the sample aliquot.

ND - Not Detected at or above adjusted reporting limit.

TNTC - Too Numerous To Count

J - Estimated concentration above the adjusted method detection limit and below the adjusted reporting limit.

MDL - Adjusted Method Detection Limit.

PQL - Practical Quantitation Limit.

RL - Reporting Limit - The lowest concentration value that meets project requirements for quantitative data with known precision and bias for a specific analyte in a specific matrix.

S - Surrogate

1,2-Diphenylhydrazine decomposes to and cannot be separated from Azobenzene using Method 8270. The result for each analyte is a combined concentration.

Consistent with EPA guidelines, unrounded data are displayed and have been used to calculate % recovery and RPD values.

LCS(D) - Laboratory Control Sample (Duplicate)

MS(D) - Matrix Spike (Duplicate)

DUP - Sample Duplicate

RPD - Relative Percent Difference

NC - Not Calculable.

SG - Silica Gel - Clean-Up

U - Indicates the compound was analyzed for, but not detected.

Acid preservation may not be appropriate for 2 Chloroethylvinyl ether.

A separate vial preserved to a pH of 4-5 is recommended in SW846 Chapter 4 for the analysis of Acrolein and Acrylonitrile by EPA Method 8260.

N-Nitrosodiphenylamine decomposes and cannot be separated from Diphenylamine using Method 8270. The result reported for each analyte is a combined concentration.

Pace Analytical is TNI accredited. Contact your Pace PM for the current list of accredited analytes.

TNI - The NELAC Institute.

ANALYTE QUALIFIERS

L1	Analyte recovery in the laboratory control sample (LCS) was above QC limits. Results for this analyte in associated samples may be biased high.
M0	Matrix spike recovery and/or matrix spike duplicate recovery was outside laboratory control limits.
M1	Matrix spike recovery exceeded QC limits. Batch accepted based on laboratory control sample (LCS) recovery.
v1	The continuing calibration verification was above the method acceptance limit. Any detection for the analyte in the associated samples may have a high bias.

This report shall not be reproduced, except in full,
without the written consent of Pace Analytical Services, LLC.

Pace Analytical Services, LLC
9800 Kincey Ave. Suite 100
Huntersville, NC 28078
(704)875-9092

QUALITY CONTROL DATA CROSS REFERENCE TABLE

Project: 2020-L1-2448 (8/28)
Pace Project No.: 92493096

Lab ID	Sample ID	QC Batch Method	QC Batch	Analytical Method	Analytical Batch
92493096001	**RW-6_(37.5-40)**	MADEPV	1534571	MADEP VPH	1534571
92493096001	**RW-6_(37.5-40)**	MADEPV	1537113	MADEP VPH	1537113
92493096001	**RW-6_(37.5-40)**	EPA 5035A/5030B	563705	EPA 8260D	563728
92493096001	**RW-6_(37.5-40)**	ASTM D2974-87	563466		
92493096001	**RW-6_(37.5-40)**	SM 2540 G	1536075	SM 2540G	1536075

This report shall not be reproduced, except in full,
without the written consent of Pace Analytical Services, LLC.

CHAIN-OF-CUSTODY Analytical Request Document

Pace Analytical

Chain-of-Custody is a LEGAL DOCUMENT - Complete all relevent fields

WO# : 92493096

92493096

Company: Apex Companies LLC	Billing Information:
Address:	
Report To: Andrew Street	Email To: Andrew Street / Emily Little
Copy To:	Site Collection Info/Address:
Customer Project Name/Number: CPC 20126 ~~2020-C1-2446~~	State: NC / County/City: Huntersville Time Zone Collected: [ ] PT [ ] MT [ ] CT [✓] ET
Phone: 704-936-6394 Email: Andrew.street@apexcos.com	Site/Facility ID #: CPC Huntersville Release / Compliance Monitoring? [ ] Yes [ ] No
Collected By (print): Margaret King	Purchase Order #: / Quote #: / DW PWS ID #: / DW Location Code:
Collected By (signature): Margaret King	Turnaround Date Required: Normal TAT / Immediately Packed on Ice: [✓] Yes [ ] No
Sample Disposal: [✓] Dispose as appropriate [ ] Return [ ] Archive: _____ [ ] Hold: _____	Rush: [ ] Same Day [ ] Next Day [ ] 2 Day [ ] 3 Day [ ] 4 Day [ ] 5 Day (Expedite Charges Apply) / Field Filtered (if applicable): [ ] Yes [ ] No / Analysis: _____

* Matrix Codes (Insert in Matrix box below): Drinking Water (DW), Ground Water (GW), Wastewater (WW), Product (P), Soil/Solid (SL), Oil (OL), Wipe (WP), Air (AR), Tissue (TS), Bioassay (B), Vapor (V), Other (OT)

** Preservative Types: (1) nitric acid, (2) sulfuric acid, (3) hydrochloric acid, (4) sodium hydroxide, (5) zinc acetate, (6) methanol, (7) sodium bisulfate, (8) sodium thiosulfate, (9) hexane, (A) ascorbic acid, (B) ammonium sulfate, (C) ammonium hydroxide, (D) TSP, (U) Unpreserved, (O) Other _____

Customer Sample ID	Matrix *	Comp / Grab	Collected (or Composite Start) Date	Collected (or Composite Start) Time	Composite End Date	Composite End Time	Res Cl	# of Ctns	Analyses: 8260 VOCs	Analyses: EPH MADEP VPH	Lab Sample # / Comments
RW-6 (37.5-40)	Soil	G			8-28-20	1700		6	X	X	92493096 001

Lab Profile/Line:

Lab Sample Receipt Checklist:

Custody Seals Present/Intact	Y (N) NA
Custody Signatures Present	(Y) N NA
Collector Signature Present	(Y) N NA
Bottles Intact	(Y) N NA
Correct Bottles	(Y) N NA
Sufficient Volume	(Y) N NA
Samples Received on Ice	(Y) N NA
VOA - Headspace Acceptable	Y N (NA)
USDA Regulated Soils	Y (N) NA
Samples in Holding Time	(Y) N NA
Residual Chlorine Present	Y N (NA)
Cl Strips: _____	
Sample pH Acceptable	Y N (NA)
pH Strips: _____	
Sulfide Present	Y N (NA)
Lead Acetate Strips: _____	

LAB USE ONLY:

Customer Remarks / Special Conditions / Possible Hazards:

Type of Ice Used: Wet Blue Dry None

Packing Material Used:

Radchem sample(s) screened (<500 cpm): Y N (NA)

SHORT HOLDS PRESENT (<72 hours): Y (N) N/A

Lab Tracking #: 2538853

Samples received via: FEDEX UPS (Client) Courier Pace Courier

Lab Sample Temperature Info:

Temp Blank Received: Y (N) NA

Therm ID#: 9LT061

Cooler 1 Temp Upon Receipt: 3.0 oC

Cooler 1 Therm Corr. Factor: 0 oC

Cooler 1 Corrected Temp: 3.0 oC

Comments:

Relinquished by/Company: (Signature)	Date/Time:	Received by/Company: (Signature)	Date/Time:
Margaret King	8-28-20/1845	Kyle Zigh / Apex	8-28-20/1845
Kyle Zigh / Apex	8-29-20/0730	MD Pace HVL	8/29/20 2:00

MTJL LAB USE ONLY

Table #:

Acctnum:

Template:

Prelogin:

PM:

PB:

Trip Blank Received: Y (N) NA

HCL MeOH TSP Other

Non Conformance(s): YES / (NO)

Page: _____ of: _____

Pace Analytical Services, LLC
9800 Kincey Ave. Suite 100
Huntersville, NC 28078
(704)875-9092

September 02, 2020

Andrew Street
Apex Companies - NC
5900 Northwoods Business Pkwy
Suite 5900-0
Charlotte, NC 28269

RE: Project: 2020-L1-2448 (8/29)
Pace Project No.: 92493110

Dear Andrew Street:

Enclosed are the analytical results for sample(s) received by the laboratory on August 30, 2020. The results relate only to the samples included in this report. Results reported herein conform to the applicable TNI/NELAC Standards and the laboratory's Quality Manual, where applicable, unless otherwise noted in the body of the report.

The test results provided in this final report were generated by each of the following laboratories within the Pace Network:

- Pace National - Mt. Juliet
- Pace Analytical Services - Charlotte

If you have any questions concerning this report, please feel free to contact me.

Sincerely,

Angela M. Baioni

Angela Baioni
angela.baioni@pacelabs.com
(704)875-9092
Project Manager

Enclosures

cc: J Culbreath, Colonial Pipeline Company
Robert Hughes, Colonial Pipeline
Margaret King, APEX Companies, LLC
Emily Little, Apex Companies
Jeff Morrison, Colonial Pipeline Company
Tom Naumann, APEX Companies - NC
Joe Nicolette, Montrose-EPS
Christopher Schultz, Apex Companies
J Tate, Colonial Pipeline Company
Alex Testoff, Montrose-EPS
Michael Verdon, Colonial Pipeline Company
JM Wyatt, Colonial Pipeline Company

REPORT OF LABORATORY ANALYSIS

This report shall not be reproduced, except in full,
without the written consent of Pace Analytical Services, LLC.

Pace Analytical Services, LLC
9800 Kincey Ave. Suite 100
Huntersville, NC 28078
(704)875-9092

CERTIFICATIONS

Project: 2020-L1-2448 (8/29)
Pace Project No.: 92493110

Pace Analytical Services National

12065 Lebanon Road, Mt. Juliet, TN 37122
Alabama Certification #: 40660
Alaska Certification 17-026
Arizona Certification #: AZ0612
Arkansas Certification #: 88-0469
California Certification #: 2932
Canada Certification #: 1461.01
Colorado Certification #: TN00003
Connecticut Certification #: PH-0197
DOD Certification: #1461.01
EPA# TN00003
Florida Certification #: E87487
Georgia DW Certification #: 923
Georgia Certification: NELAP
Idaho Certification #: TN00003
Illinois Certification #: 200008
Indiana Certification #: C-TN-01
Iowa Certification #: 364
Kansas Certification #: E-10277
Kentucky UST Certification #: 16
Kentucky Certification #: 90010
Louisiana Certification #: AI30792
Louisiana DW Certification #: LA180010
Maine Certification #: TN0002
Maryland Certification #: 324
Massachusetts Certification #: M-TN003
Michigan Certification #: 9958
Minnesota Certification #: 047-999-395
Mississippi Certification #: TN00003
Missouri Certification #: 340
Montana Certification #: CERT0086
Nebraska Certification #: NE-OS-15-05
Nevada Certification #: TN-03-2002-34
New Hampshire Certification #: 2975
New Jersey Certification #: TN002
New Mexico DW Certification
New York Certification #: 11742
North Carolina Aquatic Toxicity Certification #: 41
North Carolina Drinking Water Certification #: 21704
North Carolina Environmental Certificate #: 375
North Dakota Certification #: R-140
Ohio VAP Certification #: CL0069
Oklahoma Certification #: 9915
Oregon Certification #: TN200002
Pennsylvania Certification #: 68-02979
Rhode Island Certification #: LAO00356
South Carolina Certification #: 84004
South Dakota Certification
Tennessee DW/Chem/Micro Certification #: 2006
Texas Certification #: T 104704245-17-14
Texas Mold Certification #: LAB0152
USDA Soil Permit #: P330-15-00234
Utah Certification #: TN00003
Virginia Certification #: VT2006
Vermont Dept. of Health: ID# VT-2006
Virginia Certification #: 460132
Washington Certification #: C847
West Virginia Certification #: 233
Wisconsin Certification #: 9980939910
Wyoming UST Certification #: via A2LA 2926.01
A2LA-ISO 17025 Certification #: 1461.01
A2LA-ISO 17025 Certification #: 1461.02
AIHA-LAP/LLC EMLAP Certification #:100789

Pace Analytical Services Charlotte

9800 Kincey Ave. Ste 100, Huntersville, NC 28078
Louisiana/NELAP Certification # LA170028
North Carolina Drinking Water Certification #: 37706
North Carolina Field Services Certification #: 5342
North Carolina Wastewater Certification #: 12
South Carolina Certification #: 99006001
Florida/NELAP Certification #: E87627
Kentucky UST Certification #: 84
Virginia/VELAP Certification #: 460221

REPORT OF LABORATORY ANALYSIS

This report shall not be reproduced, except in full,
without the written consent of Pace Analytical Services, LLC.

Pace Analytical Services, LLC
9800 Kincey Ave. Suite 100
Huntersville, NC 28078
(704)875-9092

SAMPLE ANALYTE COUNT

Project: 2020-L1-2448 (8/29)
Pace Project No.: 92493110

Lab ID	Sample ID	Method	Analysts	Analytes Reported	Laboratory
92493110001	**RW-07_(32.5-35)**	MADEP VPH	BMB	6	PAN
		EPA 8260D	SAS	70	PASI-C
		ASTM D2974-87	KDF	1	PASI-C
		SM 2540G	KBC	1	PAN

PAN = Pace National - Mt. Juliet
PASI-C = Pace Analytical Services - Charlotte

This report shall not be reproduced, except in full,
without the written consent of Pace Analytical Services, LLC.

Pace Analytical Services, LLC
9800 Kincey Ave. Suite 100
Huntersville, NC 28078
(704)875-9092

ANALYTICAL RESULTS

Project: 2020-L1-2448 (8/29)
Pace Project No.: 92493110

Sample: RW-07_(32.5-35) **Lab ID: 92493110001** Collected: 08/29/20 12:30 Received: 08/30/20 13:00 Matrix: Solid

Results reported on a "dry weight" basis and are adjusted for percent moisture, sample size and any dilutions.

Parameters	Results	Units	Report Limit	DF	Prepared	Analyzed	CAS No.	Qual
MADEPV	Analytical Method: MADEP VPH Preparation Method: MADEPV Pace National - Mt. Juliet							
Aliphatic (C05-C08)	ND	mg/kg	5.89	1	08/29/20 12:30	09/02/20 10:19		
Aliphatic (C09-C12)	ND	mg/kg	5.89	1	08/29/20 12:30	09/02/20 10:19		
Aromatic (C09-C10),Unadjusted	ND	mg/kg	5.89	1	08/29/20 12:30	09/02/20 10:19	TPHC9C10A	
Total VPH	ND	mg/kg	5.89	1	08/29/20 12:30	09/02/20 10:19	VPH	
Surrogates								
2,5-Dibromotoluene (FID)	98.4	%	70.0-130	1	08/29/20 12:30	09/02/20 10:19	615-59-8FID	
2,5-Dibromotoluene (PID)	94.5	%	70.0-130	1	08/29/20 12:30	09/02/20 10:19	615-59-8PID	
8260D/5035A/5030B Volatiles	Analytical Method: EPA 8260D Preparation Method: EPA 5035A/5030B Pace Analytical Services - Charlotte							
Acetone	ND	ug/kg	98.6	1	08/31/20 09:47	08/31/20 12:24	67-64-1	
Benzene	ND	ug/kg	4.9	1	08/31/20 09:47	08/31/20 12:24	71-43-2	
Bromobenzene	ND	ug/kg	4.9	1	08/31/20 09:47	08/31/20 12:24	108-86-1	
Bromochloromethane	ND	ug/kg	4.9	1	08/31/20 09:47	08/31/20 12:24	74-97-5	
Bromodichloromethane	ND	ug/kg	4.9	1	08/31/20 09:47	08/31/20 12:24	75-27-4	
Bromoform	ND	ug/kg	4.9	1	08/31/20 09:47	08/31/20 12:24	75-25-2	
Bromomethane	ND	ug/kg	9.9	1	08/31/20 09:47	08/31/20 12:24	74-83-9	
2-Butanone (MEK)	ND	ug/kg	98.6	1	08/31/20 09:47	08/31/20 12:24	78-93-3	
n-Butylbenzene	ND	ug/kg	4.9	1	08/31/20 09:47	08/31/20 12:24	104-51-8	
sec-Butylbenzene	ND	ug/kg	4.9	1	08/31/20 09:47	08/31/20 12:24	135-98-8	
tert-Butylbenzene	ND	ug/kg	4.9	1	08/31/20 09:47	08/31/20 12:24	98-06-6	
Carbon tetrachloride	ND	ug/kg	4.9	1	08/31/20 09:47	08/31/20 12:24	56-23-5	
Chlorobenzene	ND	ug/kg	4.9	1	08/31/20 09:47	08/31/20 12:24	108-90-7	
Chloroethane	ND	ug/kg	9.9	1	08/31/20 09:47	08/31/20 12:24	75-00-3	
Chloroform	ND	ug/kg	4.9	1	08/31/20 09:47	08/31/20 12:24	67-66-3	
Chloromethane	ND	ug/kg	9.9	1	08/31/20 09:47	08/31/20 12:24	74-87-3	
2-Chlorotoluene	ND	ug/kg	4.9	1	08/31/20 09:47	08/31/20 12:24	95-49-8	
4-Chlorotoluene	ND	ug/kg	4.9	1	08/31/20 09:47	08/31/20 12:24	106-43-4	
1,2-Dibromo-3-chloropropane	ND	ug/kg	4.9	1	08/31/20 09:47	08/31/20 12:24	96-12-8	
Dibromochloromethane	ND	ug/kg	4.9	1	08/31/20 09:47	08/31/20 12:24	124-48-1	
1,2-Dibromoethane (EDB)	ND	ug/kg	4.9	1	08/31/20 09:47	08/31/20 12:24	106-93-4	
Dibromomethane	ND	ug/kg	4.9	1	08/31/20 09:47	08/31/20 12:24	74-95-3	
1,2-Dichlorobenzene	ND	ug/kg	4.9	1	08/31/20 09:47	08/31/20 12:24	95-50-1	
1,3-Dichlorobenzene	ND	ug/kg	4.9	1	08/31/20 09:47	08/31/20 12:24	541-73-1	
1,4-Dichlorobenzene	ND	ug/kg	4.9	1	08/31/20 09:47	08/31/20 12:24	106-46-7	
Dichlorodifluoromethane	ND	ug/kg	9.9	1	08/31/20 09:47	08/31/20 12:24	75-71-8	L1,v1
1,1-Dichloroethane	ND	ug/kg	4.9	1	08/31/20 09:47	08/31/20 12:24	75-34-3	
1,2-Dichloroethane	ND	ug/kg	4.9	1	08/31/20 09:47	08/31/20 12:24	107-06-2	
1,1-Dichloroethene	ND	ug/kg	4.9	1	08/31/20 09:47	08/31/20 12:24	75-35-4	
cis-1,2-Dichloroethene	ND	ug/kg	4.9	1	08/31/20 09:47	08/31/20 12:24	156-59-2	
trans-1,2-Dichloroethene	ND	ug/kg	4.9	1	08/31/20 09:47	08/31/20 12:24	156-60-5	
1,2-Dichloropropane	ND	ug/kg	4.9	1	08/31/20 09:47	08/31/20 12:24	78-87-5	
1,3-Dichloropropane	ND	ug/kg	4.9	1	08/31/20 09:47	08/31/20 12:24	142-28-9	
2,2-Dichloropropane	ND	ug/kg	4.9	1	08/31/20 09:47	08/31/20 12:24	594-20-7	
1,1-Dichloropropene	ND	ug/kg	4.9	1	08/31/20 09:47	08/31/20 12:24	563-58-6	

REPORT OF LABORATORY ANALYSIS

This report shall not be reproduced, except in full,
without the written consent of Pace Analytical Services, LLC.

Pace Analytical Services, LLC
9800 Kincey Ave. Suite 100
Huntersville, NC 28078
(704)875-9092

ANALYTICAL RESULTS

Project: 2020-L1-2448 (8/29)
Pace Project No.: 92493110

Sample: RW-07_(32.5-35) **Lab ID: 92493110001** Collected: 08/29/20 12:30 Received: 08/30/20 13:00 Matrix: Solid

Results reported on a "dry weight" basis and are adjusted for percent moisture, sample size and any dilutions.

Parameters	Results	Units	Report Limit	DF	Prepared	Analyzed	CAS No.	Qual
8260D/5035A/5030B Volatiles	Analytical Method: EPA 8260D Preparation Method: EPA 5035A/5030B Pace Analytical Services - Charlotte							
cis-1,3-Dichloropropene	ND	ug/kg	4.9	1	08/31/20 09:47	08/31/20 12:24	10061-01-5	
trans-1,3-Dichloropropene	ND	ug/kg	4.9	1	08/31/20 09:47	08/31/20 12:24	10061-02-6	
Diisopropyl ether	ND	ug/kg	4.9	1	08/31/20 09:47	08/31/20 12:24	108-20-3	
Ethylbenzene	ND	ug/kg	4.9	1	08/31/20 09:47	08/31/20 12:24	100-41-4	
Hexachloro-1,3-butadiene	ND	ug/kg	4.9	1	08/31/20 09:47	08/31/20 12:24	87-68-3	
2-Hexanone	ND	ug/kg	49.3	1	08/31/20 09:47	08/31/20 12:24	591-78-6	
Isopropylbenzene (Cumene)	ND	ug/kg	4.9	1	08/31/20 09:47	08/31/20 12:24	98-82-8	
p-Isopropyltoluene	ND	ug/kg	4.9	1	08/31/20 09:47	08/31/20 12:24	99-87-6	
Methylene Chloride	ND	ug/kg	19.7	1	08/31/20 09:47	08/31/20 12:24	75-09-2	
4-Methyl-2-pentanone (MIBK)	ND	ug/kg	49.3	1	08/31/20 09:47	08/31/20 12:24	108-10-1	
Methyl-tert-butyl ether	ND	ug/kg	4.9	1	08/31/20 09:47	08/31/20 12:24	1634-04-4	
Naphthalene	ND	ug/kg	4.9	1	08/31/20 09:47	08/31/20 12:24	91-20-3	
n-Propylbenzene	ND	ug/kg	4.9	1	08/31/20 09:47	08/31/20 12:24	103-65-1	
Styrene	ND	ug/kg	4.9	1	08/31/20 09:47	08/31/20 12:24	100-42-5	
1,1,1,2-Tetrachloroethane	ND	ug/kg	4.9	1	08/31/20 09:47	08/31/20 12:24	630-20-6	
1,1,2,2-Tetrachloroethane	ND	ug/kg	4.9	1	08/31/20 09:47	08/31/20 12:24	79-34-5	
Tetrachloroethene	ND	ug/kg	4.9	1	08/31/20 09:47	08/31/20 12:24	127-18-4	
Toluene	ND	ug/kg	4.9	1	08/31/20 09:47	08/31/20 12:24	108-88-3	
1,2,3-Trichlorobenzene	ND	ug/kg	4.9	1	08/31/20 09:47	08/31/20 12:24	87-61-6	
1,2,4-Trichlorobenzene	ND	ug/kg	4.9	1	08/31/20 09:47	08/31/20 12:24	120-82-1	
1,1,1-Trichloroethane	ND	ug/kg	4.9	1	08/31/20 09:47	08/31/20 12:24	71-55-6	
1,1,2-Trichloroethane	ND	ug/kg	4.9	1	08/31/20 09:47	08/31/20 12:24	79-00-5	
Trichloroethene	ND	ug/kg	4.9	1	08/31/20 09:47	08/31/20 12:24	79-01-6	
Trichlorofluoromethane	ND	ug/kg	4.9	1	08/31/20 09:47	08/31/20 12:24	75-69-4	
1,2,3-Trichloropropane	ND	ug/kg	4.9	1	08/31/20 09:47	08/31/20 12:24	96-18-4	
1,2,4-Trimethylbenzene	ND	ug/kg	4.9	1	08/31/20 09:47	08/31/20 12:24	95-63-6	
1,3,5-Trimethylbenzene	ND	ug/kg	4.9	1	08/31/20 09:47	08/31/20 12:24	108-67-8	
Vinyl acetate	ND	ug/kg	49.3	1	08/31/20 09:47	08/31/20 12:24	108-05-4	
Vinyl chloride	ND	ug/kg	9.9	1	08/31/20 09:47	08/31/20 12:24	75-01-4	
Xylene (Total)	ND	ug/kg	9.9	1	08/31/20 09:47	08/31/20 12:24	1330-20-7	
m&p-Xylene	ND	ug/kg	9.9	1	08/31/20 09:47	08/31/20 12:24	179601-23-1	
o-Xylene	ND	ug/kg	4.9	1	08/31/20 09:47	08/31/20 12:24	95-47-6	
Surrogates								
Toluene-d8 (S)	101	%	70-130	1	08/31/20 09:47	08/31/20 12:24	2037-26-5	
4-Bromofluorobenzene (S)	103	%	70-130	1	08/31/20 09:47	08/31/20 12:24	460-00-4	
1,2-Dichloroethane-d4 (S)	111	%	70-132	1	08/31/20 09:47	08/31/20 12:24	17060-07-0	
Percent Moisture	Analytical Method: ASTM D2974-87 Pace Analytical Services - Charlotte							
Percent Moisture	**8.8**	%	0.10	1		08/31/20 10:58		
Total Solids 2540 G-2011	Analytical Method: SM 2540G Preparation Method: SM 2540 G Pace National - Mt. Juliet							
Total Solids	**92.4**	%		1	09/01/20 12:01	09/01/20 12:13		

REPORT OF LABORATORY ANALYSIS

This report shall not be reproduced, except in full,
without the written consent of Pace Analytical Services, LLC.

Pace Analytical Services, LLC
9800 Kincey Ave. Suite 100
Huntersville, NC 28078
(704)875-9092

QUALITY CONTROL DATA

Project: 2020-L1-2448 (8/29)
Pace Project No.: 92493110

QC Batch: 1534571
QC Batch Method: MADEPV
Analysis Method: MADEP VPH
Analysis Description: MADEPV
Laboratory: Pace National - Mt. Juliet

Associated Lab Samples: 92493110001

METHOD BLANK: R3566694-3 Matrix: Solid
Associated Lab Samples: 92493110001

Parameter	Units	Blank Result	Reporting Limit	Analyzed	Qualifiers
Aliphatic (C05-C08)	mg/kg	ND	5.00	09/02/20 02:35	
Aliphatic (C09-C12)	mg/kg	ND	5.00	09/02/20 02:35	
Aromatic (C09-C10),Unadjusted	mg/kg	ND	5.00	09/02/20 02:35	
Total VPH	mg/kg	ND	5.00	09/02/20 02:35	
2,5-Dibromotoluene (FID)	%	93.6	70.0-130	09/02/20 02:35	
2,5-Dibromotoluene (PID)	%	87.6	70.0-130	09/02/20 02:35	

LABORATORY CONTROL SAMPLE & LCSD: R3566694-1 R3566694-2

Parameter	Units	Spike Conc.	LCS Result	LCSD Result	LCS % Rec	LCSD % Rec	% Rec Limits	RPD	Max RPD	Qualifiers
Aliphatic (C05-C08)	mg/kg	60.0	56.3	56.7	93.8	94.5	70.0-130	0.708	25	
Aliphatic (C09-C12)	mg/kg	70.0	63.9	63.6	91.3	90.9	70.0-130	0.471	25	
Aromatic (C09-C10),Unadjusted	mg/kg	10.0	8.29	8.37	82.9	83.7	70.0-130	0.960	25	
Total VPH	mg/kg	140	128	129	91.4	92.1	70.0-130	0.778	25	
2,5-Dibromotoluene (FID)	%				98.2	95.6	70.0-130			
2,5-Dibromotoluene (PID)	%				93.1	95.1	70.0-130			

Results presented on this page are in the units indicated by the "Units" column except where an alternate unit is presented to the right of the result.

REPORT OF LABORATORY ANALYSIS

This report shall not be reproduced, except in full,
without the written consent of Pace Analytical Services, LLC.

Pace Analytical Services, LLC
9800 Kincey Ave. Suite 100
Huntersville, NC 28078
(704)875-9092

QUALITY CONTROL DATA

Project: 2020-L1-2448 (8/29)
Pace Project No.: 92493110

QC Batch: 563383
QC Batch Method: EPA 5035A/5030B
Analysis Method: EPA 8260D
Analysis Description: 8260D 5035A 5030B
Laboratory: Pace Analytical Services - Charlotte

Associated Lab Samples: 92493110001

METHOD BLANK: 2987188 Matrix: Solid
Associated Lab Samples: 92493110001

Parameter	Units	Blank Result	Reporting Limit	Analyzed	Qualifiers
1,1,1,2-Tetrachloroethane	ug/kg	ND	5.0	08/31/20 10:39	
1,1,1-Trichloroethane	ug/kg	ND	5.0	08/31/20 10:39	
1,1,2,2-Tetrachloroethane	ug/kg	ND	5.0	08/31/20 10:39	
1,1,2-Trichloroethane	ug/kg	ND	5.0	08/31/20 10:39	
1,1-Dichloroethane	ug/kg	ND	5.0	08/31/20 10:39	
1,1-Dichloroethene	ug/kg	ND	5.0	08/31/20 10:39	
1,1-Dichloropropene	ug/kg	ND	5.0	08/31/20 10:39	
1,2,3-Trichlorobenzene	ug/kg	ND	5.0	08/31/20 10:39	
1,2,3-Trichloropropane	ug/kg	ND	5.0	08/31/20 10:39	
1,2,4-Trichlorobenzene	ug/kg	ND	5.0	08/31/20 10:39	
1,2,4-Trimethylbenzene	ug/kg	ND	5.0	08/31/20 10:39	
1,2-Dibromo-3-chloropropane	ug/kg	ND	5.0	08/31/20 10:39	
1,2-Dibromoethane (EDB)	ug/kg	ND	5.0	08/31/20 10:39	
1,2-Dichlorobenzene	ug/kg	ND	5.0	08/31/20 10:39	
1,2-Dichloroethane	ug/kg	ND	5.0	08/31/20 10:39	
1,2-Dichloropropane	ug/kg	ND	5.0	08/31/20 10:39	
1,3,5-Trimethylbenzene	ug/kg	ND	5.0	08/31/20 10:39	
1,3-Dichlorobenzene	ug/kg	ND	5.0	08/31/20 10:39	
1,3-Dichloropropane	ug/kg	ND	5.0	08/31/20 10:39	
1,4-Dichlorobenzene	ug/kg	ND	5.0	08/31/20 10:39	
2,2-Dichloropropane	ug/kg	ND	5.0	08/31/20 10:39	
2-Butanone (MEK)	ug/kg	ND	100	08/31/20 10:39	
2-Chlorotoluene	ug/kg	ND	5.0	08/31/20 10:39	
2-Hexanone	ug/kg	ND	50.0	08/31/20 10:39	
4-Chlorotoluene	ug/kg	ND	5.0	08/31/20 10:39	
4-Methyl-2-pentanone (MIBK)	ug/kg	ND	50.0	08/31/20 10:39	
Acetone	ug/kg	ND	100	08/31/20 10:39	
Benzene	ug/kg	ND	5.0	08/31/20 10:39	
Bromobenzene	ug/kg	ND	5.0	08/31/20 10:39	
Bromochloromethane	ug/kg	ND	5.0	08/31/20 10:39	
Bromodichloromethane	ug/kg	ND	5.0	08/31/20 10:39	
Bromoform	ug/kg	ND	5.0	08/31/20 10:39	
Bromomethane	ug/kg	ND	10.0	08/31/20 10:39	
Carbon tetrachloride	ug/kg	ND	5.0	08/31/20 10:39	
Chlorobenzene	ug/kg	ND	5.0	08/31/20 10:39	
Chloroethane	ug/kg	ND	10.0	08/31/20 10:39	
Chloroform	ug/kg	ND	5.0	08/31/20 10:39	
Chloromethane	ug/kg	ND	10.0	08/31/20 10:39	
cis-1,2-Dichloroethene	ug/kg	ND	5.0	08/31/20 10:39	
cis-1,3-Dichloropropene	ug/kg	ND	5.0	08/31/20 10:39	

Results presented on this page are in the units indicated by the "Units" column except where an alternate unit is presented to the right of the result.

REPORT OF LABORATORY ANALYSIS

This report shall not be reproduced, except in full,
without the written consent of Pace Analytical Services, LLC.

Pace Analytical Services, LLC
9800 Kincey Ave. Suite 100
Huntersville, NC 28078
(704)875-9092

QUALITY CONTROL DATA

Project: 2020-L1-2448 (8/29)
Pace Project No.: 92493110

METHOD BLANK: 2987188 Matrix: Solid
Associated Lab Samples: 92493110001

Parameter	Units	Blank Result	Reporting Limit	Analyzed	Qualifiers
Dibromochloromethane	ug/kg	ND	5.0	08/31/20 10:39	
Dibromomethane	ug/kg	ND	5.0	08/31/20 10:39	
Dichlorodifluoromethane	ug/kg	ND	10.0	08/31/20 10:39	v1
Diisopropyl ether	ug/kg	ND	5.0	08/31/20 10:39	
Ethylbenzene	ug/kg	ND	5.0	08/31/20 10:39	
Hexachloro-1,3-butadiene	ug/kg	ND	5.0	08/31/20 10:39	
Isopropylbenzene (Cumene)	ug/kg	ND	5.0	08/31/20 10:39	
m&p-Xylene	ug/kg	ND	10.0	08/31/20 10:39	
Methyl-tert-butyl ether	ug/kg	ND	5.0	08/31/20 10:39	
Methylene Chloride	ug/kg	ND	20.0	08/31/20 10:39	
n-Butylbenzene	ug/kg	ND	5.0	08/31/20 10:39	
n-Propylbenzene	ug/kg	ND	5.0	08/31/20 10:39	
Naphthalene	ug/kg	ND	5.0	08/31/20 10:39	
o-Xylene	ug/kg	ND	5.0	08/31/20 10:39	
p-Isopropyltoluene	ug/kg	ND	5.0	08/31/20 10:39	
sec-Butylbenzene	ug/kg	ND	5.0	08/31/20 10:39	
Styrene	ug/kg	ND	5.0	08/31/20 10:39	
tert-Butylbenzene	ug/kg	ND	5.0	08/31/20 10:39	
Tetrachloroethene	ug/kg	ND	5.0	08/31/20 10:39	
Toluene	ug/kg	ND	5.0	08/31/20 10:39	
trans-1,2-Dichloroethene	ug/kg	ND	5.0	08/31/20 10:39	
trans-1,3-Dichloropropene	ug/kg	ND	5.0	08/31/20 10:39	
Trichloroethene	ug/kg	ND	5.0	08/31/20 10:39	
Trichlorofluoromethane	ug/kg	ND	5.0	08/31/20 10:39	
Vinyl acetate	ug/kg	ND	50.0	08/31/20 10:39	
Vinyl chloride	ug/kg	ND	10.0	08/31/20 10:39	
Xylene (Total)	ug/kg	ND	10.0	08/31/20 10:39	
1,2-Dichloroethane-d4 (S)	%	104	70-132	08/31/20 10:39	
4-Bromofluorobenzene (S)	%	100	70-130	08/31/20 10:39	
Toluene-d8 (S)	%	99	70-130	08/31/20 10:39	

LABORATORY CONTROL SAMPLE: 2987189

Parameter	Units	Spike Conc.	LCS Result	LCS % Rec	% Rec Limits	Qualifiers
1,1,1,2-Tetrachloroethane	ug/kg	1250	1310	105	70-130	
1,1,1-Trichloroethane	ug/kg	1250	1220	98	70-130	
1,1,2,2-Tetrachloroethane	ug/kg	1250	1240	99	55-130	
1,1,2-Trichloroethane	ug/kg	1250	1240	99	70-130	
1,1-Dichloroethane	ug/kg	1250	1250	100	68-130	
1,1-Dichloroethene	ug/kg	1250	1280	102	70-130	
1,1-Dichloropropene	ug/kg	1250	1240	99	70-130	
1,2,3-Trichlorobenzene	ug/kg	1250	1210	97	70-130	
1,2,3-Trichloropropane	ug/kg	1250	1270	102	70-130	
1,2,4-Trichlorobenzene	ug/kg	1250	1210	97	70-130	

Results presented on this page are in the units indicated by the "Units" column except where an alternate unit is presented to the right of the result.

REPORT OF LABORATORY ANALYSIS

This report shall not be reproduced, except in full,
without the written consent of Pace Analytical Services, LLC.

Pace Analytical Services, LLC
9800 Kincey Ave. Suite 100
Huntersville, NC 28078
(704)875-9092

QUALITY CONTROL DATA

Project: 2020-L1-2448 (8/29)
Pace Project No.: 92493110

LABORATORY CONTROL SAMPLE: 2987189

Parameter	Units	Spike Conc.	LCS Result	LCS % Rec	% Rec Limits	Qualifiers
1,2,4-Trimethylbenzene	ug/kg	1250	1190	95	69-130	
1,2-Dibromo-3-chloropropane	ug/kg	1250	1380	110	57-141	
1,2-Dibromoethane (EDB)	ug/kg	1250	1290	103	70-130	
1,2-Dichlorobenzene	ug/kg	1250	1240	99	70-130	
1,2-Dichloroethane	ug/kg	1250	1220	97	70-130	
1,2-Dichloropropane	ug/kg	1250	1270	102	70-130	
1,3,5-Trimethylbenzene	ug/kg	1250	1210	97	70-130	
1,3-Dichlorobenzene	ug/kg	1250	1220	97	70-130	
1,3-Dichloropropane	ug/kg	1250	1260	100	70-130	
1,4-Dichlorobenzene	ug/kg	1250	1180	95	70-130	
2,2-Dichloropropane	ug/kg	1250	1270	101	70-130	
2-Butanone (MEK)	ug/kg	2500	2410	97	60-130	
2-Chlorotoluene	ug/kg	1250	1220	98	70-130	
2-Hexanone	ug/kg	2500	2580	103	70-132	
4-Chlorotoluene	ug/kg	1250	1210	97	70-130	
4-Methyl-2-pentanone (MIBK)	ug/kg	2500	2510	100	69-130	
Acetone	ug/kg	2500	2430	97	49-148	
Benzene	ug/kg	1250	1210	97	70-130	
Bromobenzene	ug/kg	1250	1210	97	70-130	
Bromochloromethane	ug/kg	1250	1310	105	70-130	
Bromodichloromethane	ug/kg	1250	1200	96	70-130	
Bromoform	ug/kg	1250	1390	111	68-136	
Bromomethane	ug/kg	1250	1280	102	60-140	
Carbon tetrachloride	ug/kg	1250	1300	104	70-130	
Chlorobenzene	ug/kg	1250	1230	98	70-130	
Chloroethane	ug/kg	1250	1190	95	51-147	
Chloroform	ug/kg	1250	1210	97	70-130	
Chloromethane	ug/kg	1250	1220	98	48-130	
cis-1,2-Dichloroethene	ug/kg	1250	1200	96	70-130	
cis-1,3-Dichloropropene	ug/kg	1250	1320	106	70-130	
Dibromochloromethane	ug/kg	1250	1400	112	70-130	
Dibromomethane	ug/kg	1250	1280	102	70-130	
Dichlorodifluoromethane	ug/kg	1250	1820	146	49-130	L1,v1
Diisopropyl ether	ug/kg	1250	1240	99	66-130	
Ethylbenzene	ug/kg	1250	1190	95	70-130	
Hexachloro-1,3-butadiene	ug/kg	1250	1250	100	70-130	
Isopropylbenzene (Cumene)	ug/kg	1250	1260	101	70-130	
m&p-Xylene	ug/kg	2500	2420	97	70-130	
Methyl-tert-butyl ether	ug/kg	1250	1190	96	70-130	
Methylene Chloride	ug/kg	1250	1190	95	50-137	
n-Butylbenzene	ug/kg	1250	1200	96	70-130	
n-Propylbenzene	ug/kg	1250	1210	97	70-130	
Naphthalene	ug/kg	1250	1230	99	70-131	
o-Xylene	ug/kg	1250	1230	98	70-130	
p-Isopropyltoluene	ug/kg	1250	1200	96	70-130	
sec-Butylbenzene	ug/kg	1250	1190	95	70-130	
Styrene	ug/kg	1250	1280	102	70-130	

Results presented on this page are in the units indicated by the "Units" column except where an alternate unit is presented to the right of the result.

REPORT OF LABORATORY ANALYSIS

This report shall not be reproduced, except in full,
without the written consent of Pace Analytical Services, LLC.

Pace Analytical Services, LLC
9800 Kincey Ave. Suite 100
Huntersville, NC 28078
(704)875-9092

QUALITY CONTROL DATA

Project: 2020-L1-2448 (8/29)
Pace Project No.: 92493110

LABORATORY CONTROL SAMPLE: 2987189

Parameter	Units	Spike Conc.	LCS Result	LCS % Rec	% Rec Limits	Qualifiers
tert-Butylbenzene	ug/kg	1250	1170	93	69-130	
Tetrachloroethene	ug/kg	1250	1280	103	56-130	
Toluene	ug/kg	1250	1170	94	70-130	
trans-1,2-Dichloroethene	ug/kg	1250	1230	98	70-130	
trans-1,3-Dichloropropene	ug/kg	1250	1280	103	70-130	
Trichloroethene	ug/kg	1250	1250	100	70-141	
Trichlorofluoromethane	ug/kg	1250	1240	99	67-130	
Vinyl acetate	ug/kg	2500	2540	101	10-136	
Vinyl chloride	ug/kg	1250	1260	101	67-130	
Xylene (Total)	ug/kg	3750	3650	97	70-130	
1,2-Dichloroethane-d4 (S)	%			90	70-132	
4-Bromofluorobenzene (S)	%			102	70-130	
Toluene-d8 (S)	%			99	70-130	

MATRIX SPIKE SAMPLE: 2987191

Parameter	Units	92493060002 Result	Spike Conc.	MS Result	MS % Rec	% Rec Limits	Qualifiers
1,1,1,2-Tetrachloroethane	ug/kg	ND	491	493	101	52-133	
1,1,1-Trichloroethane	ug/kg	ND	491	536	109	49-137	
1,1,2,2-Tetrachloroethane	ug/kg	ND	491	464	95	39-150	
1,1,2-Trichloroethane	ug/kg	ND	491	522	106	48-140	
1,1-Dichloroethane	ug/kg	ND	491	533	109	46-135	
1,1-Dichloroethene	ug/kg	ND	491	331	67	38-149	
1,1-Dichloropropene	ug/kg	ND	491	551	112	41-140	
1,2,3-Trichlorobenzene	ug/kg	ND	491	311	63	10-158	
1,2,3-Trichloropropane	ug/kg	ND	491	472	96	33-157	
1,2,4-Trichlorobenzene	ug/kg	ND	491	448	91	10-155	
1,2,4-Trimethylbenzene	ug/kg	ND	491	508	104	24-154	
1,2-Dibromo-3-chloropropane	ug/kg	ND	491	331	67	33-158	
1,2-Dibromoethane (EDB)	ug/kg	ND	491	471	96	40-136	
1,2-Dichlorobenzene	ug/kg	ND	491	514	105	27-146	
1,2-Dichloroethane	ug/kg	ND	491	540	110	49-140	
1,2-Dichloropropane	ug/kg	ND	491	541	110	44-143	
1,3,5-Trimethylbenzene	ug/kg	ND	491	518	106	40-144	
1,3-Dichlorobenzene	ug/kg	ND	491	508	104	33-140	
1,3-Dichloropropane	ug/kg	ND	491	479	98	47-147	
1,4-Dichlorobenzene	ug/kg	ND	491	506	103	35-139	
2,2-Dichloropropane	ug/kg	ND	491	512	104	41-140	
2-Butanone (MEK)	ug/kg	ND	981	727	74	10-181	
2-Chlorotoluene	ug/kg	ND	491	517	105	38-147	
2-Hexanone	ug/kg	ND	981	455	46	18-169	
4-Chlorotoluene	ug/kg	ND	491	508	104	36-145	
4-Methyl-2-pentanone (MIBK)	ug/kg	ND	981	566	58	16-175	
Acetone	ug/kg	ND	981	596	61	10-200	
Benzene	ug/kg	ND	491	513	105	46-136	

Results presented on this page are in the units indicated by the "Units" column except where an alternate unit is presented to the right of the result.

REPORT OF LABORATORY ANALYSIS

This report shall not be reproduced, except in full,
without the written consent of Pace Analytical Services, LLC.

Pace Analytical Services, LLC
9800 Kincey Ave. Suite 100
Huntersville, NC 28078
(704)875-9092

QUALITY CONTROL DATA

Project: 2020-L1-2448 (8/29)
Pace Project No.: 92493110

MATRIX SPIKE SAMPLE: 2987191

Parameter	Units	92493060002 Result	Spike Conc.	MS Result	MS % Rec	% Rec Limits	Qualifiers
Bromobenzene	ug/kg	ND	491	483	99	38-149	
Bromochloromethane	ug/kg	ND	491	568	116	44-142	
Bromodichloromethane	ug/kg	ND	491	454	93	41-140	
Bromoform	ug/kg	ND	491	426	87	34-145	
Bromomethane	ug/kg	ND	491	499	102	14-162	
Carbon tetrachloride	ug/kg	ND	491	503	102	44-141	
Chlorobenzene	ug/kg	ND	491	505	103	39-141	
Chloroethane	ug/kg	ND	491	101	21	10-182	
Chloroform	ug/kg	ND	491	508	104	45-140	
Chloromethane	ug/kg	ND	491	627	126	19-149	
cis-1,2-Dichloroethene	ug/kg	ND	491	518	106	38-150	
cis-1,3-Dichloropropene	ug/kg	ND	491	524	107	30-144	
Dibromochloromethane	ug/kg	ND	491	461	94	36-145	
Dibromomethane	ug/kg	ND	491	489	100	41-145	
Dichlorodifluoromethane	ug/kg	ND	491	882	180	16-146	M0,v1
Diisopropyl ether	ug/kg	ND	491	530	108	41-143	
Ethylbenzene	ug/kg	ND	491	487	99	35-144	
Hexachloro-1,3-butadiene	ug/kg	ND	491	535	109	10-160	
Isopropylbenzene (Cumene)	ug/kg	ND	491	531	108	30-152	
m&p-Xylene	ug/kg	ND	981	992	101	33-145	
Methyl-tert-butyl ether	ug/kg	ND	491	507	103	49-140	
Methylene Chloride	ug/kg	ND	491	531	108	10-174	
n-Butylbenzene	ug/kg	ND	491	526	107	10-160	
n-Propylbenzene	ug/kg	ND	491	519	106	24-159	
Naphthalene	ug/kg	ND	491	258	53	10-171	
o-Xylene	ug/kg	ND	491	501	102	31-150	
p-Isopropyltoluene	ug/kg	ND	491	513	105	21-154	
sec-Butylbenzene	ug/kg	ND	491	524	107	19-159	
Styrene	ug/kg	ND	491	516	105	15-152	
tert-Butylbenzene	ug/kg	ND	491	513	105	31-141	
Tetrachloroethene	ug/kg	ND	491	519	106	19-141	
Toluene	ug/kg	ND	491	513	104	31-146	
trans-1,2-Dichloroethene	ug/kg	ND	491	528	108	28-157	
trans-1,3-Dichloropropene	ug/kg	ND	491	481	98	25-146	
Trichloroethene	ug/kg	ND	491	532	108	34-149	
Trichlorofluoromethane	ug/kg	ND	491	101	21	10-167	
Vinyl acetate	ug/kg	ND	981	982	100	10-200	
Vinyl chloride	ug/kg	ND	491	635	129	36-155	
Xylene (Total)	ug/kg	ND	1470	1490	101	29-148	
1,2-Dichloroethane-d4 (S)	%				118	70-132	
4-Bromofluorobenzene (S)	%				101	70-130	
Toluene-d8 (S)	%				103	70-130	

Results presented on this page are in the units indicated by the "Units" column except where an alternate unit is presented to the right of the result.

REPORT OF LABORATORY ANALYSIS

This report shall not be reproduced, except in full,
without the written consent of Pace Analytical Services, LLC.

Pace Analytical Services, LLC
9800 Kincey Ave. Suite 100
Huntersville, NC 28078
(704)875-9092

QUALITY CONTROL DATA

Project: 2020-L1-2448 (8/29)
Pace Project No.: 92493110

SAMPLE DUPLICATE: 2987190

Parameter	Units	92493060001 Result	Dup Result	RPD	Qualifiers
1,1,1,2-Tetrachloroethane	ug/kg	ND	ND		
1,1,1-Trichloroethane	ug/kg	ND	ND		
1,1,2,2-Tetrachloroethane	ug/kg	ND	ND		
1,1,2-Trichloroethane	ug/kg	ND	ND		
1,1-Dichloroethane	ug/kg	ND	ND		
1,1-Dichloroethene	ug/kg	ND	ND		
1,1-Dichloropropene	ug/kg	ND	ND		
1,2,3-Trichlorobenzene	ug/kg	ND	ND		
1,2,3-Trichloropropane	ug/kg	ND	ND		
1,2,4-Trichlorobenzene	ug/kg	ND	ND		
1,2,4-Trimethylbenzene	ug/kg	ND	ND		
1,2-Dibromo-3-chloropropane	ug/kg	ND	ND		
1,2-Dibromoethane (EDB)	ug/kg	ND	ND		
1,2-Dichlorobenzene	ug/kg	ND	ND		
1,2-Dichloroethane	ug/kg	ND	ND		
1,2-Dichloropropane	ug/kg	ND	ND		
1,3,5-Trimethylbenzene	ug/kg	ND	ND		
1,3-Dichlorobenzene	ug/kg	ND	ND		
1,3-Dichloropropane	ug/kg	ND	ND		
1,4-Dichlorobenzene	ug/kg	ND	ND		
2,2-Dichloropropane	ug/kg	ND	ND		
2-Butanone (MEK)	ug/kg	ND	ND		
2-Chlorotoluene	ug/kg	ND	ND		
2-Hexanone	ug/kg	ND	ND		
4-Chlorotoluene	ug/kg	ND	ND		
4-Methyl-2-pentanone (MIBK)	ug/kg	ND	ND		
Acetone	ug/kg	ND	ND		
Benzene	ug/kg	ND	ND		
Bromobenzene	ug/kg	ND	ND		
Bromochloromethane	ug/kg	ND	ND		
Bromodichloromethane	ug/kg	ND	ND		
Bromoform	ug/kg	ND	ND		
Bromomethane	ug/kg	ND	ND		
Carbon tetrachloride	ug/kg	ND	ND		
Chlorobenzene	ug/kg	ND	ND		
Chloroethane	ug/kg	ND	ND		
Chloroform	ug/kg	ND	ND		
Chloromethane	ug/kg	ND	ND		
cis-1,2-Dichloroethene	ug/kg	ND	ND		
cis-1,3-Dichloropropene	ug/kg	ND	ND		
Dibromochloromethane	ug/kg	ND	ND		
Dibromomethane	ug/kg	ND	ND		
Dichlorodifluoromethane	ug/kg	ND	ND		v1
Diisopropyl ether	ug/kg	ND	ND		
Ethylbenzene	ug/kg	ND	ND		
Hexachloro-1,3-butadiene	ug/kg	ND	ND		
Isopropylbenzene (Cumene)	ug/kg	ND	ND		

Results presented on this page are in the units indicated by the "Units" column except where an alternate unit is presented to the right of the result.

REPORT OF LABORATORY ANALYSIS

This report shall not be reproduced, except in full,
without the written consent of Pace Analytical Services, LLC.

Pace Analytical Services, LLC
9800 Kincey Ave. Suite 100
Huntersville, NC 28078
(704)875-9092

QUALITY CONTROL DATA

Project: 2020-L1-2448 (8/29)
Pace Project No.: 92493110

SAMPLE DUPLICATE: 2987190

Parameter	Units	92493060001 Result	Dup Result	RPD	Qualifiers
m&p-Xylene	ug/kg	ND	ND		
Methyl-tert-butyl ether	ug/kg	ND	ND		
Methylene Chloride	ug/kg	ND	ND		
n-Butylbenzene	ug/kg	ND	ND		
n-Propylbenzene	ug/kg	ND	ND		
Naphthalene	ug/kg	ND	ND		
o-Xylene	ug/kg	ND	ND		
p-Isopropyltoluene	ug/kg	ND	ND		
sec-Butylbenzene	ug/kg	ND	ND		
Styrene	ug/kg	ND	ND		
tert-Butylbenzene	ug/kg	ND	ND		
Tetrachloroethene	ug/kg	ND	ND		
Toluene	ug/kg	ND	4.2J		
trans-1,2-Dichloroethene	ug/kg	ND	ND		
trans-1,3-Dichloropropene	ug/kg	ND	ND		
Trichloroethene	ug/kg	ND	ND		
Trichlorofluoromethane	ug/kg	ND	ND		
Vinyl acetate	ug/kg	ND	ND		
Vinyl chloride	ug/kg	ND	ND		
Xylene (Total)	ug/kg	ND	ND		
1,2-Dichloroethane-d4 (S)	%	102	102		
4-Bromofluorobenzene (S)	%	103	100		
Toluene-d8 (S)	%	101	100		

Results presented on this page are in the units indicated by the "Units" column except where an alternate unit is presented to the right of the result.

REPORT OF LABORATORY ANALYSIS

This report shall not be reproduced, except in full,
without the written consent of Pace Analytical Services, LLC.

Pace Analytical Services, LLC
9800 Kincey Ave. Suite 100
Huntersville, NC 28078
(704)875-9092

QUALITY CONTROL DATA

Project: 2020-L1-2448 (8/29)
Pace Project No.: 92493110

QC Batch: 563425
QC Batch Method: ASTM D2974-87
Analysis Method: ASTM D2974-87
Analysis Description: Dry Weight/Percent Moisture
Laboratory: Pace Analytical Services - Charlotte

Associated Lab Samples: 92493110001

SAMPLE DUPLICATE: 2987377

Parameter	Units	92493110001 Result	Dup Result	RPD	Qualifiers
Percent Moisture	%	8.8	8.3	5	

Results presented on this page are in the units indicated by the "Units" column except where an alternate unit is presented to the right of the result.

REPORT OF LABORATORY ANALYSIS

This report shall not be reproduced, except in full,
without the written consent of Pace Analytical Services, LLC.

Pace Analytical Services, LLC
9800 Kincey Ave. Suite 100
Huntersville, NC 28078
(704)875-9092

QUALITY CONTROL DATA

Project: 2020-L1-2448 (8/29)
Pace Project No.: 92493110

QC Batch: 1536075
QC Batch Method: SM 2540 G
Analysis Method: SM 2540G
Analysis Description: Total Solids 2540 G-2011
Laboratory: Pace National - Mt. Juliet
Associated Lab Samples: 92493110001

METHOD BLANK: R3566452-1 Matrix: Solid
Associated Lab Samples: 92493110001

Parameter	Units	Blank Result	Reporting Limit	Analyzed	Qualifiers
Total Solids	%	0.00100		09/01/20 12:13	

LABORATORY CONTROL SAMPLE: R3566452-2

Parameter	Units	Spike Conc.	LCS Result	LCS % Rec	% Rec Limits	Qualifiers
Total Solids	%	50.0	50.0	100	85.0-115	

SAMPLE DUPLICATE: R3566452-3

Parameter	Units	L1256494-01 Result	Dup Result	RPD	Qualifiers
Total Solids	%	99.1	99.3	0.201	

Results presented on this page are in the units indicated by the "Units" column except where an alternate unit is presented to the right of the result.

REPORT OF LABORATORY ANALYSIS

This report shall not be reproduced, except in full,
without the written consent of Pace Analytical Services, LLC.

Pace Analytical Services, LLC
9800 Kincey Ave. Suite 100
Huntersville, NC 28078
(704)875-9092

QUALIFIERS

Project: 2020-L1-2448 (8/29)
Pace Project No.: 92493110

DEFINITIONS

DF - Dilution Factor, if reported, represents the factor applied to the reported data due to dilution of the sample aliquot.

ND - Not Detected at or above adjusted reporting limit.

TNTC - Too Numerous To Count

J - Estimated concentration above the adjusted method detection limit and below the adjusted reporting limit.

MDL - Adjusted Method Detection Limit.

PQL - Practical Quantitation Limit.

RL - Reporting Limit - The lowest concentration value that meets project requirements for quantitative data with known precision and bias for a specific analyte in a specific matrix.

S - Surrogate

1,2-Diphenylhydrazine decomposes to and cannot be separated from Azobenzene using Method 8270. The result for each analyte is a combined concentration.

Consistent with EPA guidelines, unrounded data are displayed and have been used to calculate % recovery and RPD values.

LCS(D) - Laboratory Control Sample (Duplicate)

MS(D) - Matrix Spike (Duplicate)

DUP - Sample Duplicate

RPD - Relative Percent Difference

NC - Not Calculable.

SG - Silica Gel - Clean-Up

U - Indicates the compound was analyzed for, but not detected.

Acid preservation may not be appropriate for 2 Chloroethylvinyl ether.

A separate vial preserved to a pH of 4-5 is recommended in SW846 Chapter 4 for the analysis of Acrolein and Acrylonitrile by EPA Method 8260.

N-Nitrosodiphenylamine decomposes and cannot be separated from Diphenylamine using Method 8270. The result reported for each analyte is a combined concentration.

Pace Analytical is TNI accredited. Contact your Pace PM for the current list of accredited analytes.

TNI - The NELAC Institute.

ANALYTE QUALIFIERS

L1	Analyte recovery in the laboratory control sample (LCS) was above QC limits. Results for this analyte in associated samples may be biased high.
M0	Matrix spike recovery and/or matrix spike duplicate recovery was outside laboratory control limits.
v1	The continuing calibration verification was above the method acceptance limit. Any detection for the analyte in the associated samples may have a high bias.

This report shall not be reproduced, except in full,
without the written consent of Pace Analytical Services, LLC.

Pace Analytical Services, LLC
9800 Kincey Ave. Suite 100
Huntersville, NC 28078
(704)875-9092

QUALITY CONTROL DATA CROSS REFERENCE TABLE

Project: 2020-L1-2448 (8/29)
Pace Project No.: 92493110

Lab ID	Sample ID	QC Batch Method	QC Batch	Analytical Method	Analytical Batch
92493110001	**RW-07_(32.5-35)**	MADEPV	1534571	MADEP VPH	1534571
92493110001	**RW-07_(32.5-35)**	EPA 5035A/5030B	563383	EPA 8260D	563414
92493110001	**RW-07_(32.5-35)**	ASTM D2974-87	563425		
92493110001	**RW-07_(32.5-35)**	SM 2540 G	1536075	SM 2540G	1536075

This report shall not be reproduced, except in full,
without the written consent of Pace Analytical Services, LLC.

Pace Analytical

CHAIN-OF-CUSTODY Analytical Request Document

Chain-of-Custody is a LEGAL DOCUMENT - Complete all relevent fields

LAF

WO# : 92493110

92493110

...der Number or

...LY

Co

Company: APEX COMPANIES	Billing Information:
Address: 5900 Northwoods Bus Pkwy, Charlotte, NC	
Report To: ANDREW STREET	Email To: ANDREW STREET / EMILY LITTLE
Copy To:	Site Collection Info/Address:
Customer Project Name/Number: CPC20126	State: NC / County/City: HUNTERSVILLE Time Zone Collected: [ ] PT [ ] MT [ ] CT [✓] ET
Phone: 704936 6394 Email: andrew.street@apexcor.com	Site/Facility ID #: 2020-L1-2448 Compliance Monitoring? [ ] Yes [✓] No
Collected By (print): GAVIN KITCHENS	Purchase Order #: Quote #: DW PWS ID #: DW Location Code:
Collected By (signature): [signature]	Turnaround Date Required: STANDARD Immediately Packed on Ice: [✓] Yes [ ] No
Sample Disposal: [✓] Dispose as appropriate [ ] Return [ ] Archive: ____ [ ] Hold: ____	Rush: [ ] Same Day [ ] Next Day [ ] 2 Day [ ] 3 Day [ ] 4 Day [ ] 5 Day (Expedite Charges Apply) Field Filtered (if applicable): [ ] Yes [ ] No Analysis: ____

** Preservative Types: (1) nitric acid, (2) sulfuric acid, (3) hydrochloric acid, (4) sodium hydroxide, (5) zinc acetate, (6) methanol, (7) sodium bisulfate, (8) sodium thiosulfate, (9) hexane, (A) ascorbic acid, (B) ammonium sulfate, (C) ammonium hydroxide, (D) TSP, (U) Unpreserved, (O) Other ____

* Matrix Codes (Insert in Matrix box below): Drinking Water (DW), Ground Water (GW), Wastewater (WW), Product (P), Soil/Solid (SL), Oil (OL), Wipe (WP), Air (AR), Tissue (TS), Bioassay (B), Vapor (V), Other (OT)

Customer Sample ID	Matrix *	Comp / Grab	Collected (or Composite Start) Date	Collected (or Composite Start) Time	Composite End Date	Composite End Time	Res Cl	# of Ctns	VOC 8260	MADEP VPH									Lab Profile/Line:
RW-07 (32.5-35)	SL	GRAB	29 AUG	1230	—	—		6	3	3									001

Lab Sample Receipt Checklist:

Custody Seals Present/Intact	Y N NA
Custody Signatures Present	Y N NA
Collector Signature Present	Y N NA
Bottles Intact	Y N NA
Correct Bottles	Y N NA
Sufficient Volume	Y N NA
Samples Received on Ice	Y N NA
VOA - Headspace Acceptable	Y N NA
USDA Regulated Soils	Y N NA
Samples in Holding Time	Y N NA
Residual Chlorine Present	Y N NA
Cl Strips: ____	
Sample pH Acceptable	Y N NA
pH Strips: ____	
Sulfide Present	Y N NA
Lead Acetate Strips: ____	

LAB USE ONLY:
Lab Sample # / Comments:

Customer Remarks / Special Conditions / Possible Hazards:

Type of Ice Used: Wet Blue Dry None

Packing Material Used:

Radchem sample(s) screened (<500 cpm): Y N NA

SHORT HOLDS PRESENT (<72 hours): Y N N/A

Lab Tracking #: 2538828

Samples received via: FEDEX UPS Client Courier Pace Courier

Lab Sample Temperature Info:
Temp Blank Received: Y N NA
Therm ID#: 927061
Cooler 1 Temp Upon Receipt: 0.6 oC
Cooler 1 Therm Corr. Factor: 0 oC
Cooler 1 Corrected Temp: 0.6 oC
Comments:

Relinquished by/Company: (Signature)	Date/Time:	Received by/Company: (Signature)	Date/Time:
[signature] / APEX	8/30/1218	[signature] / Apex	8/30 @ 12:18
[signature] / Apex	8/30 @ 13:00	[signature]	8/30/20 1300

MTJL LAB USE ONLY
Table #:
Acctnum:
Template:
Prelogin:
PM:
PB:

Trip Blank Received: Y N NA
HCL MeOH TSP Other

Non Conformance(s): YES / NO

Page: ____ of: ____

Pace Analytical Services, LLC
9800 Kincey Ave. Suite 100
Huntersville, NC 28078
(704)875-9092

September 03, 2020

Andrew Street
Apex Companies - NC
5900 Northwoods Business Pkwy
Suite 5900-0
Charlotte, NC 28269

RE: Project: 2020-L1-2448 (8/31)
Pace Project No.: 92493136

Dear Andrew Street:

Enclosed are the analytical results for sample(s) received by the laboratory on August 31, 2020. The results relate only to the samples included in this report. Results reported herein conform to the applicable TNI/NELAC Standards and the laboratory's Quality Manual, where applicable, unless otherwise noted in the body of the report.

The test results provided in this final report were generated by each of the following laboratories within the Pace Network:

- Pace National - Mt. Juliet
- Pace Analytical Services - Charlotte

If you have any questions concerning this report, please feel free to contact me.

Sincerely,

Angela M. Baioni

Angela Baioni
angela.baioni@pacelabs.com
(704)875-9092
Project Manager

Enclosures

cc: J Culbreath, Colonial Pipeline Company
Robert Hughes, Colonial Pipeline
Margaret King, APEX Companies, LLC
Emily Little, Apex Companies
Jeff Morrison, Colonial Pipeline Company
Tom Naumann, APEX Companies - NC
Joe Nicolette, Montrose-EPS
Christopher Schultz, Apex Companies
J Tate, Colonial Pipeline Company
Alex Testoff, Montrose-EPS
Michael Verdon, Colonial Pipeline Company
JM Wyatt, Colonial Pipeline Company

REPORT OF LABORATORY ANALYSIS

This report shall not be reproduced, except in full,
without the written consent of Pace Analytical Services, LLC.

Pace Analytical Services, LLC
9800 Kincey Ave. Suite 100
Huntersville, NC 28078
(704)875-9092

CERTIFICATIONS

Project: 2020-L1-2448 (8/31)
Pace Project No.: 92493136

Pace Analytical Services National

12065 Lebanon Road, Mt. Juliet, TN 37122
Alabama Certification #: 40660
Alaska Certification 17-026
Arizona Certification #: AZ0612
Arkansas Certification #: 88-0469
California Certification #: 2932
Canada Certification #: 1461.01
Colorado Certification #: TN00003
Connecticut Certification #: PH-0197
DOD Certification: #1461.01
EPA# TN00003
Florida Certification #: E87487
Georgia DW Certification #: 923
Georgia Certification: NELAP
Idaho Certification #: TN00003
Illinois Certification #: 200008
Indiana Certification #: C-TN-01
Iowa Certification #: 364
Kansas Certification #: E-10277
Kentucky UST Certification #: 16
Kentucky Certification #: 90010
Louisiana Certification #: AI30792
Louisiana DW Certification #: LA180010
Maine Certification #: TN0002
Maryland Certification #: 324
Massachusetts Certification #: M-TN003
Michigan Certification #: 9958
Minnesota Certification #: 047-999-395
Mississippi Certification #: TN00003
Missouri Certification #: 340
Montana Certification #: CERT0086
Nebraska Certification #: NE-OS-15-05
Nevada Certification #: TN-03-2002-34
New Hampshire Certification #: 2975
New Jersey Certification #: TN002
New Mexico DW Certification
New York Certification #: 11742
North Carolina Aquatic Toxicity Certification #: 41
North Carolina Drinking Water Certification #: 21704
North Carolina Environmental Certificate #: 375
North Dakota Certification #: R-140
Ohio VAP Certification #: CL0069
Oklahoma Certification #: 9915
Oregon Certification #: TN200002
Pennsylvania Certification #: 68-02979
Rhode Island Certification #: LAO00356
South Carolina Certification #: 84004
South Dakota Certification
Tennessee DW/Chem/Micro Certification #: 2006
Texas Certification #: T 104704245-17-14
Texas Mold Certification #: LAB0152
USDA Soil Permit #: P330-15-00234
Utah Certification #: TN00003
Virginia Certification #: VT2006
Vermont Dept. of Health: ID# VT-2006
Virginia Certification #: 460132
Washington Certification #: C847
West Virginia Certification #: 233
Wisconsin Certification #: 9980939910
Wyoming UST Certification #: via A2LA 2926.01
A2LA-ISO 17025 Certification #: 1461.01
A2LA-ISO 17025 Certification #: 1461.02
AIHA-LAP/LLC EMLAP Certification #:100789

Pace Analytical Services Charlotte

9800 Kincey Ave. Ste 100, Huntersville, NC 28078
Louisiana/NELAP Certification # LA170028
North Carolina Drinking Water Certification #: 37706
North Carolina Field Services Certification #: 5342
North Carolina Wastewater Certification #: 12
South Carolina Certification #: 99006001
Florida/NELAP Certification #: E87627
Kentucky UST Certification #: 84
Virginia/VELAP Certification #: 460221

REPORT OF LABORATORY ANALYSIS

This report shall not be reproduced, except in full,
without the written consent of Pace Analytical Services, LLC.

Pace Analytical Services, LLC
9800 Kincey Ave. Suite 100
Huntersville, NC 28078
(704)875-9092

SAMPLE ANALYTE COUNT

Project: 2020-L1-2448 (8/31)
Pace Project No.: 92493136

Lab ID	Sample ID	Method	Analysts	Analytes Reported	Laboratory
92493136001	**RW-08_(35-37.5)**	MADEP VPH	ADM, BMB	5	PAN
		EPA 8260D	SAS	70	PASI-C
		ASTM D2974-87	KDF	1	PASI-C
		SM 2540G	KBC	1	PAN
92493136002	**RW-09_(22.5-25)**	MADEP VPH	BMB	5	PAN
		EPA 8260D	SAS	70	PASI-C
		ASTM D2974-87	KDF	1	PASI-C
		SM 2540G	KBC	1	PAN

PAN = Pace National - Mt. Juliet
PASI-C = Pace Analytical Services - Charlotte

This report shall not be reproduced, except in full,
without the written consent of Pace Analytical Services, LLC.

Pace Analytical Services, LLC
9800 Kincey Ave. Suite 100
Huntersville, NC 28078
(704)875-9092

ANALYTICAL RESULTS

Project: 2020-L1-2448 (8/31)
Pace Project No.: 92493136

Sample: RW-08_(35-37.5) **Lab ID: 92493136001** Collected: 08/30/20 13:00 Received: 08/31/20 08:29 Matrix: Solid

Results reported on a "dry weight" basis and are adjusted for percent moisture, sample size and any dilutions.

Parameters	Results	Units	Report Limit	DF	Prepared	Analyzed	CAS No.	Qual
MADEPV	Analytical Method: MADEP VPH Preparation Method: MADEPV Pace National - Mt. Juliet							
Aliphatic (C05-C08)	**11.6**	mg/kg	7.54	1.24	08/30/20 13:00	09/02/20 09:13		
Aliphatic (C09-C12)	ND	mg/kg	7.54	1.24	08/30/20 13:00	09/02/20 09:13		
Aromatic (C09-C10),Unadjusted	ND	mg/kg	7.54	1.24	08/30/20 13:00	09/02/20 22:24	TPHC9C10A	
Surrogates								
2,5-Dibromotoluene (FID)	96.6	%	70.0-130	1.24	08/30/20 13:00	09/02/20 09:13	615-59-8FID	
2,5-Dibromotoluene (FID)	111	%	70.0-130	1.24	08/30/20 13:00	09/02/20 22:24	615-59-8FID	
2,5-Dibromotoluene (PID)	91.3	%	70.0-130	1.24	08/30/20 13:00	09/02/20 09:13	615-59-8PID	
2,5-Dibromotoluene (PID)	103	%	70.0-130	1.24	08/30/20 13:00	09/02/20 22:24	615-59-8PID	
8260D/5035A/5030B Volatiles	Analytical Method: EPA 8260D Preparation Method: EPA 5035A/5030B Pace Analytical Services - Charlotte							
Acetone	ND	ug/kg	96.9	1	08/31/20 15:01	08/31/20 15:24	67-64-1	
Benzene	ND	ug/kg	4.8	1	08/31/20 15:01	08/31/20 15:24	71-43-2	
Bromobenzene	ND	ug/kg	4.8	1	08/31/20 15:01	08/31/20 15:24	108-86-1	
Bromochloromethane	ND	ug/kg	4.8	1	08/31/20 15:01	08/31/20 15:24	74-97-5	
Bromodichloromethane	ND	ug/kg	4.8	1	08/31/20 15:01	08/31/20 15:24	75-27-4	
Bromoform	ND	ug/kg	4.8	1	08/31/20 15:01	08/31/20 15:24	75-25-2	
Bromomethane	ND	ug/kg	9.7	1	08/31/20 15:01	08/31/20 15:24	74-83-9	
2-Butanone (MEK)	ND	ug/kg	96.9	1	08/31/20 15:01	08/31/20 15:24	78-93-3	
n-Butylbenzene	ND	ug/kg	4.8	1	08/31/20 15:01	08/31/20 15:24	104-51-8	
sec-Butylbenzene	ND	ug/kg	4.8	1	08/31/20 15:01	08/31/20 15:24	135-98-8	
tert-Butylbenzene	ND	ug/kg	4.8	1	08/31/20 15:01	08/31/20 15:24	98-06-6	
Carbon tetrachloride	ND	ug/kg	4.8	1	08/31/20 15:01	08/31/20 15:24	56-23-5	
Chlorobenzene	ND	ug/kg	4.8	1	08/31/20 15:01	08/31/20 15:24	108-90-7	
Chloroethane	ND	ug/kg	9.7	1	08/31/20 15:01	08/31/20 15:24	75-00-3	
Chloroform	ND	ug/kg	4.8	1	08/31/20 15:01	08/31/20 15:24	67-66-3	
Chloromethane	ND	ug/kg	9.7	1	08/31/20 15:01	08/31/20 15:24	74-87-3	
2-Chlorotoluene	ND	ug/kg	4.8	1	08/31/20 15:01	08/31/20 15:24	95-49-8	
4-Chlorotoluene	ND	ug/kg	4.8	1	08/31/20 15:01	08/31/20 15:24	106-43-4	
1,2-Dibromo-3-chloropropane	ND	ug/kg	4.8	1	08/31/20 15:01	08/31/20 15:24	96-12-8	
Dibromochloromethane	ND	ug/kg	4.8	1	08/31/20 15:01	08/31/20 15:24	124-48-1	
1,2-Dibromoethane (EDB)	ND	ug/kg	4.8	1	08/31/20 15:01	08/31/20 15:24	106-93-4	
Dibromomethane	ND	ug/kg	4.8	1	08/31/20 15:01	08/31/20 15:24	74-95-3	
1,2-Dichlorobenzene	ND	ug/kg	4.8	1	08/31/20 15:01	08/31/20 15:24	95-50-1	
1,3-Dichlorobenzene	ND	ug/kg	4.8	1	08/31/20 15:01	08/31/20 15:24	541-73-1	
1,4-Dichlorobenzene	ND	ug/kg	4.8	1	08/31/20 15:01	08/31/20 15:24	106-46-7	
Dichlorodifluoromethane	ND	ug/kg	9.7	1	08/31/20 15:01	08/31/20 15:24	75-71-8	
1,1-Dichloroethane	ND	ug/kg	4.8	1	08/31/20 15:01	08/31/20 15:24	75-34-3	
1,2-Dichloroethane	ND	ug/kg	4.8	1	08/31/20 15:01	08/31/20 15:24	107-06-2	
1,1-Dichloroethene	ND	ug/kg	4.8	1	08/31/20 15:01	08/31/20 15:24	75-35-4	
cis-1,2-Dichloroethene	ND	ug/kg	4.8	1	08/31/20 15:01	08/31/20 15:24	156-59-2	
trans-1,2-Dichloroethene	ND	ug/kg	4.8	1	08/31/20 15:01	08/31/20 15:24	156-60-5	
1,2-Dichloropropane	ND	ug/kg	4.8	1	08/31/20 15:01	08/31/20 15:24	78-87-5	
1,3-Dichloropropane	ND	ug/kg	4.8	1	08/31/20 15:01	08/31/20 15:24	142-28-9	
2,2-Dichloropropane	ND	ug/kg	4.8	1	08/31/20 15:01	08/31/20 15:24	594-20-7	

REPORT OF LABORATORY ANALYSIS

This report shall not be reproduced, except in full,
without the written consent of Pace Analytical Services, LLC.

Pace Analytical Services, LLC
9800 Kincey Ave. Suite 100
Huntersville, NC 28078
(704)875-9092

ANALYTICAL RESULTS

Project: 2020-L1-2448 (8/31)
Pace Project No.: 92493136

Sample: RW-08_(35-37.5) **Lab ID: 92493136001** Collected: 08/30/20 13:00 Received: 08/31/20 08:29 Matrix: Solid

Results reported on a "dry weight" basis and are adjusted for percent moisture, sample size and any dilutions.

Parameters	Results	Units	Report Limit	DF	Prepared	Analyzed	CAS No.	Qual
8260D/5035A/5030B Volatiles	Analytical Method: EPA 8260D Preparation Method: EPA 5035A/5030B Pace Analytical Services - Charlotte							
1,1-Dichloropropene	ND	ug/kg	4.8	1	08/31/20 15:01	08/31/20 15:24	563-58-6	
cis-1,3-Dichloropropene	ND	ug/kg	4.8	1	08/31/20 15:01	08/31/20 15:24	10061-01-5	
trans-1,3-Dichloropropene	ND	ug/kg	4.8	1	08/31/20 15:01	08/31/20 15:24	10061-02-6	
Diisopropyl ether	ND	ug/kg	4.8	1	08/31/20 15:01	08/31/20 15:24	108-20-3	
Ethylbenzene	ND	ug/kg	4.8	1	08/31/20 15:01	08/31/20 15:24	100-41-4	
Hexachloro-1,3-butadiene	ND	ug/kg	4.8	1	08/31/20 15:01	08/31/20 15:24	87-68-3	
2-Hexanone	ND	ug/kg	48.4	1	08/31/20 15:01	08/31/20 15:24	591-78-6	
Isopropylbenzene (Cumene)	ND	ug/kg	4.8	1	08/31/20 15:01	08/31/20 15:24	98-82-8	
p-Isopropyltoluene	ND	ug/kg	4.8	1	08/31/20 15:01	08/31/20 15:24	99-87-6	
Methylene Chloride	ND	ug/kg	19.4	1	08/31/20 15:01	08/31/20 15:24	75-09-2	
4-Methyl-2-pentanone (MIBK)	ND	ug/kg	48.4	1	08/31/20 15:01	08/31/20 15:24	108-10-1	
Methyl-tert-butyl ether	ND	ug/kg	4.8	1	08/31/20 15:01	08/31/20 15:24	1634-04-4	
Naphthalene	ND	ug/kg	4.8	1	08/31/20 15:01	08/31/20 15:24	91-20-3	
n-Propylbenzene	ND	ug/kg	4.8	1	08/31/20 15:01	08/31/20 15:24	103-65-1	
Styrene	ND	ug/kg	4.8	1	08/31/20 15:01	08/31/20 15:24	100-42-5	
1,1,1,2-Tetrachloroethane	ND	ug/kg	4.8	1	08/31/20 15:01	08/31/20 15:24	630-20-6	
1,1,2,2-Tetrachloroethane	ND	ug/kg	4.8	1	08/31/20 15:01	08/31/20 15:24	79-34-5	
Tetrachloroethene	ND	ug/kg	4.8	1	08/31/20 15:01	08/31/20 15:24	127-18-4	
Toluene	ND	ug/kg	4.8	1	08/31/20 15:01	08/31/20 15:24	108-88-3	IK
1,2,3-Trichlorobenzene	ND	ug/kg	4.8	1	08/31/20 15:01	08/31/20 15:24	87-61-6	
1,2,4-Trichlorobenzene	ND	ug/kg	4.8	1	08/31/20 15:01	08/31/20 15:24	120-82-1	
1,1,1-Trichloroethane	ND	ug/kg	4.8	1	08/31/20 15:01	08/31/20 15:24	71-55-6	
1,1,2-Trichloroethane	ND	ug/kg	4.8	1	08/31/20 15:01	08/31/20 15:24	79-00-5	
Trichloroethene	ND	ug/kg	4.8	1	08/31/20 15:01	08/31/20 15:24	79-01-6	
Trichlorofluoromethane	ND	ug/kg	4.8	1	08/31/20 15:01	08/31/20 15:24	75-69-4	
1,2,3-Trichloropropane	ND	ug/kg	4.8	1	08/31/20 15:01	08/31/20 15:24	96-18-4	
1,2,4-Trimethylbenzene	ND	ug/kg	4.8	1	08/31/20 15:01	08/31/20 15:24	95-63-6	
1,3,5-Trimethylbenzene	ND	ug/kg	4.8	1	08/31/20 15:01	08/31/20 15:24	108-67-8	
Vinyl acetate	ND	ug/kg	48.4	1	08/31/20 15:01	08/31/20 15:24	108-05-4	
Vinyl chloride	ND	ug/kg	9.7	1	08/31/20 15:01	08/31/20 15:24	75-01-4	
Xylene (Total)	ND	ug/kg	9.7	1	08/31/20 15:01	08/31/20 15:24	1330-20-7	
m&p-Xylene	ND	ug/kg	9.7	1	08/31/20 15:01	08/31/20 15:24	179601-23-1	
o-Xylene	ND	ug/kg	4.8	1	08/31/20 15:01	08/31/20 15:24	95-47-6	
Surrogates								
Toluene-d8 (S)	100	%	70-130	1	08/31/20 15:01	08/31/20 15:24	2037-26-5	
4-Bromofluorobenzene (S)	101	%	70-130	1	08/31/20 15:01	08/31/20 15:24	460-00-4	
1,2-Dichloroethane-d4 (S)	103	%	70-132	1	08/31/20 15:01	08/31/20 15:24	17060-07-0	
Percent Moisture	Analytical Method: ASTM D2974-87 Pace Analytical Services - Charlotte							
Percent Moisture	**10.2**	%	0.10	1		08/31/20 12:26		
Total Solids 2540 G-2011	Analytical Method: SM 2540G Preparation Method: SM 2540 G Pace National - Mt. Juliet							
Total Solids	**89.3**	%		1	09/01/20 12:01	09/01/20 12:13		

REPORT OF LABORATORY ANALYSIS

This report shall not be reproduced, except in full,
without the written consent of Pace Analytical Services, LLC.

Pace Analytical Services, LLC
9800 Kincey Ave. Suite 100
Huntersville, NC 28078
(704)875-9092

ANALYTICAL RESULTS

Project: 2020-L1-2448 (8/31)
Pace Project No.: 92493136

Sample: RW-09_(22.5-25) **Lab ID: 92493136002** Collected: 08/30/20 16:45 Received: 08/31/20 08:29 Matrix: Solid

Results reported on a "dry weight" basis and are adjusted for percent moisture, sample size and any dilutions.

Parameters	Results	Units	Report Limit	DF	Prepared	Analyzed	CAS No.	Qual
MADEPV	Analytical Method: MADEP VPH Preparation Method: MADEPV Pace National - Mt. Juliet							
Aliphatic (C05-C08)	ND	mg/kg	7.38	1	08/30/20 16:45	09/02/20 09:46		
Aliphatic (C09-C12)	ND	mg/kg	7.38	1	08/30/20 16:45	09/02/20 09:46		
Aromatic (C09-C10),Unadjusted	ND	mg/kg	7.38	1	08/30/20 16:45	09/02/20 09:46	TPHC9C10A	
Surrogates								
2,5-Dibromotoluene (FID)	95.7	%	70.0-130	1	08/30/20 16:45	09/02/20 09:46	615-59-8FID	
2,5-Dibromotoluene (PID)	91.3	%	70.0-130	1	08/30/20 16:45	09/02/20 09:46	615-59-8PID	
8260D/5035A/5030B Volatiles	Analytical Method: EPA 8260D Preparation Method: EPA 5035A/5030B Pace Analytical Services - Charlotte							
Acetone	ND	ug/kg	108	1	08/31/20 15:01	08/31/20 16:00	67-64-1	
Benzene	**66.5**	ug/kg	5.4	1	08/31/20 15:01	08/31/20 16:00	71-43-2	
Bromobenzene	ND	ug/kg	5.4	1	08/31/20 15:01	08/31/20 16:00	108-86-1	
Bromochloromethane	ND	ug/kg	5.4	1	08/31/20 15:01	08/31/20 16:00	74-97-5	
Bromodichloromethane	ND	ug/kg	5.4	1	08/31/20 15:01	08/31/20 16:00	75-27-4	
Bromoform	ND	ug/kg	5.4	1	08/31/20 15:01	08/31/20 16:00	75-25-2	
Bromomethane	ND	ug/kg	10.8	1	08/31/20 15:01	08/31/20 16:00	74-83-9	
2-Butanone (MEK)	ND	ug/kg	108	1	08/31/20 15:01	08/31/20 16:00	78-93-3	
n-Butylbenzene	ND	ug/kg	5.4	1	08/31/20 15:01	08/31/20 16:00	104-51-8	
sec-Butylbenzene	ND	ug/kg	5.4	1	08/31/20 15:01	08/31/20 16:00	135-98-8	
tert-Butylbenzene	ND	ug/kg	5.4	1	08/31/20 15:01	08/31/20 16:00	98-06-6	
Carbon tetrachloride	ND	ug/kg	5.4	1	08/31/20 15:01	08/31/20 16:00	56-23-5	
Chlorobenzene	ND	ug/kg	5.4	1	08/31/20 15:01	08/31/20 16:00	108-90-7	
Chloroethane	ND	ug/kg	10.8	1	08/31/20 15:01	08/31/20 16:00	75-00-3	
Chloroform	ND	ug/kg	5.4	1	08/31/20 15:01	08/31/20 16:00	67-66-3	
Chloromethane	ND	ug/kg	10.8	1	08/31/20 15:01	08/31/20 16:00	74-87-3	
2-Chlorotoluene	ND	ug/kg	5.4	1	08/31/20 15:01	08/31/20 16:00	95-49-8	
4-Chlorotoluene	ND	ug/kg	5.4	1	08/31/20 15:01	08/31/20 16:00	106-43-4	
1,2-Dibromo-3-chloropropane	ND	ug/kg	5.4	1	08/31/20 15:01	08/31/20 16:00	96-12-8	
Dibromochloromethane	ND	ug/kg	5.4	1	08/31/20 15:01	08/31/20 16:00	124-48-1	
1,2-Dibromoethane (EDB)	ND	ug/kg	5.4	1	08/31/20 15:01	08/31/20 16:00	106-93-4	
Dibromomethane	ND	ug/kg	5.4	1	08/31/20 15:01	08/31/20 16:00	74-95-3	
1,2-Dichlorobenzene	ND	ug/kg	5.4	1	08/31/20 15:01	08/31/20 16:00	95-50-1	
1,3-Dichlorobenzene	ND	ug/kg	5.4	1	08/31/20 15:01	08/31/20 16:00	541-73-1	
1,4-Dichlorobenzene	ND	ug/kg	5.4	1	08/31/20 15:01	08/31/20 16:00	106-46-7	
Dichlorodifluoromethane	ND	ug/kg	10.8	1	08/31/20 15:01	08/31/20 16:00	75-71-8	
1,1-Dichloroethane	ND	ug/kg	5.4	1	08/31/20 15:01	08/31/20 16:00	75-34-3	
1,2-Dichloroethane	ND	ug/kg	5.4	1	08/31/20 15:01	08/31/20 16:00	107-06-2	
1,1-Dichloroethene	ND	ug/kg	5.4	1	08/31/20 15:01	08/31/20 16:00	75-35-4	
cis-1,2-Dichloroethene	ND	ug/kg	5.4	1	08/31/20 15:01	08/31/20 16:00	156-59-2	
trans-1,2-Dichloroethene	ND	ug/kg	5.4	1	08/31/20 15:01	08/31/20 16:00	156-60-5	
1,2-Dichloropropane	ND	ug/kg	5.4	1	08/31/20 15:01	08/31/20 16:00	78-87-5	
1,3-Dichloropropane	ND	ug/kg	5.4	1	08/31/20 15:01	08/31/20 16:00	142-28-9	
2,2-Dichloropropane	ND	ug/kg	5.4	1	08/31/20 15:01	08/31/20 16:00	594-20-7	M1
1,1-Dichloropropene	ND	ug/kg	5.4	1	08/31/20 15:01	08/31/20 16:00	563-58-6	
cis-1,3-Dichloropropene	ND	ug/kg	5.4	1	08/31/20 15:01	08/31/20 16:00	10061-01-5	

REPORT OF LABORATORY ANALYSIS

This report shall not be reproduced, except in full,
without the written consent of Pace Analytical Services, LLC.

Pace Analytical Services, LLC
9800 Kincey Ave. Suite 100
Huntersville, NC 28078
(704)875-9092

ANALYTICAL RESULTS

Project: 2020-L1-2448 (8/31)
Pace Project No.: 92493136

Sample: RW-09_(22.5-25) **Lab ID: 92493136002** Collected: 08/30/20 16:45 Received: 08/31/20 08:29 Matrix: Solid

Results reported on a "dry weight" basis and are adjusted for percent moisture, sample size and any dilutions.

Parameters	Results	Units	Report Limit	DF	Prepared	Analyzed	CAS No.	Qual
8260D/5035A/5030B Volatiles	Analytical Method: EPA 8260D Preparation Method: EPA 5035A/5030B Pace Analytical Services - Charlotte							
trans-1,3-Dichloropropene	ND	ug/kg	5.4	1	08/31/20 15:01	08/31/20 16:00	10061-02-6	
Diisopropyl ether	ND	ug/kg	5.4	1	08/31/20 15:01	08/31/20 16:00	108-20-3	
Ethylbenzene	**78.4**	ug/kg	5.4	1	08/31/20 15:01	08/31/20 16:00	100-41-4	
Hexachloro-1,3-butadiene	ND	ug/kg	5.4	1	08/31/20 15:01	08/31/20 16:00	87-68-3	
2-Hexanone	ND	ug/kg	54.2	1	08/31/20 15:01	08/31/20 16:00	591-78-6	
Isopropylbenzene (Cumene)	ND	ug/kg	5.4	1	08/31/20 15:01	08/31/20 16:00	98-82-8	
p-Isopropyltoluene	**12.9**	ug/kg	5.4	1	08/31/20 15:01	08/31/20 16:00	99-87-6	
Methylene Chloride	ND	ug/kg	21.7	1	08/31/20 15:01	08/31/20 16:00	75-09-2	
4-Methyl-2-pentanone (MIBK)	ND	ug/kg	54.2	1	08/31/20 15:01	08/31/20 16:00	108-10-1	
Methyl-tert-butyl ether	ND	ug/kg	5.4	1	08/31/20 15:01	08/31/20 16:00	1634-04-4	
Naphthalene	**20.5**	ug/kg	5.4	1	08/31/20 15:01	08/31/20 16:00	91-20-3	
n-Propylbenzene	ND	ug/kg	5.4	1	08/31/20 15:01	08/31/20 16:00	103-65-1	
Styrene	ND	ug/kg	5.4	1	08/31/20 15:01	08/31/20 16:00	100-42-5	
1,1,1,2-Tetrachloroethane	ND	ug/kg	5.4	1	08/31/20 15:01	08/31/20 16:00	630-20-6	
1,1,2,2-Tetrachloroethane	ND	ug/kg	5.4	1	08/31/20 15:01	08/31/20 16:00	79-34-5	
Tetrachloroethene	ND	ug/kg	5.4	1	08/31/20 15:01	08/31/20 16:00	127-18-4	
Toluene	**269**	ug/kg	5.4	1	08/31/20 15:01	08/31/20 16:00	108-88-3	IK
1,2,3-Trichlorobenzene	ND	ug/kg	5.4	1	08/31/20 15:01	08/31/20 16:00	87-61-6	
1,2,4-Trichlorobenzene	ND	ug/kg	5.4	1	08/31/20 15:01	08/31/20 16:00	120-82-1	
1,1,1-Trichloroethane	ND	ug/kg	5.4	1	08/31/20 15:01	08/31/20 16:00	71-55-6	
1,1,2-Trichloroethane	ND	ug/kg	5.4	1	08/31/20 15:01	08/31/20 16:00	79-00-5	
Trichloroethene	ND	ug/kg	5.4	1	08/31/20 15:01	08/31/20 16:00	79-01-6	
Trichlorofluoromethane	ND	ug/kg	5.4	1	08/31/20 15:01	08/31/20 16:00	75-69-4	
1,2,3-Trichloropropane	ND	ug/kg	5.4	1	08/31/20 15:01	08/31/20 16:00	96-18-4	
1,2,4-Trimethylbenzene	**219**	ug/kg	5.4	1	08/31/20 15:01	08/31/20 16:00	95-63-6	
1,3,5-Trimethylbenzene	**67.6**	ug/kg	5.4	1	08/31/20 15:01	08/31/20 16:00	108-67-8	
Vinyl acetate	ND	ug/kg	54.2	1	08/31/20 15:01	08/31/20 16:00	108-05-4	
Vinyl chloride	ND	ug/kg	10.8	1	08/31/20 15:01	08/31/20 16:00	75-01-4	
Xylene (Total)	**436**	ug/kg	10.8	1	08/31/20 15:01	08/31/20 16:00	1330-20-7	
m&p-Xylene	**313**	ug/kg	10.8	1	08/31/20 15:01	08/31/20 16:00	179601-23-1	
o-Xylene	**123**	ug/kg	5.4	1	08/31/20 15:01	08/31/20 16:00	95-47-6	
Surrogates								
Toluene-d8 (S)	99	%	70-130	1	08/31/20 15:01	08/31/20 16:00	2037-26-5	
4-Bromofluorobenzene (S)	102	%	70-130	1	08/31/20 15:01	08/31/20 16:00	460-00-4	
1,2-Dichloroethane-d4 (S)	103	%	70-132	1	08/31/20 15:01	08/31/20 16:00	17060-07-0	
Percent Moisture	Analytical Method: ASTM D2974-87 Pace Analytical Services - Charlotte							
Percent Moisture	**19.3**	%	0.10	1		08/31/20 12:26		
Total Solids 2540 G-2011	Analytical Method: SM 2540G Preparation Method: SM 2540 G Pace National - Mt. Juliet							
Total Solids	**82.0**	%		1	09/01/20 12:01	09/01/20 12:13		

REPORT OF LABORATORY ANALYSIS

This report shall not be reproduced, except in full,
without the written consent of Pace Analytical Services, LLC.

Pace Analytical Services, LLC
9800 Kincey Ave. Suite 100
Huntersville, NC 28078
(704)875-9092

QUALITY CONTROL DATA

Project: 2020-L1-2448 (8/31)
Pace Project No.: 92493136

QC Batch: 1534571
QC Batch Method: MADEPV
Analysis Method: MADEP VPH
Analysis Description: MADEPV
Laboratory: Pace National - Mt. Juliet
Associated Lab Samples: 92493136001, 92493136002

METHOD BLANK: R3566694-3 Matrix: Solid
Associated Lab Samples: 92493136001, 92493136002

Parameter	Units	Blank Result	Reporting Limit	Analyzed	Qualifiers
Aliphatic (C05-C08)	mg/kg	ND	5.00	09/02/20 02:35	
Aliphatic (C09-C12)	mg/kg	ND	5.00	09/02/20 02:35	
Aromatic (C09-C10),Unadjusted	mg/kg	ND	5.00	09/02/20 02:35	
2,5-Dibromotoluene (FID)	%	93.6	70.0-130	09/02/20 02:35	
2,5-Dibromotoluene (PID)	%	87.6	70.0-130	09/02/20 02:35	

LABORATORY CONTROL SAMPLE & LCSD: R3566694-1 R3566694-2

Parameter	Units	Spike Conc.	LCS Result	LCSD Result	LCS % Rec	LCSD % Rec	% Rec Limits	RPD	Max RPD	Qualifiers
Aliphatic (C05-C08)	mg/kg	60.0	56.3	56.7	93.8	94.5	70.0-130	0.708	25	
Aliphatic (C09-C12)	mg/kg	70.0	63.9	63.6	91.3	90.9	70.0-130	0.471	25	
Aromatic (C09-C10),Unadjusted	mg/kg	10.0	8.29	8.37	82.9	83.7	70.0-130	0.960	25	
2,5-Dibromotoluene (FID)	%				98.2	95.6	70.0-130			
2,5-Dibromotoluene (PID)	%				93.1	95.1	70.0-130			

Results presented on this page are in the units indicated by the "Units" column except where an alternate unit is presented to the right of the result.

REPORT OF LABORATORY ANALYSIS

This report shall not be reproduced, except in full,
without the written consent of Pace Analytical Services, LLC.

Pace Analytical Services, LLC
9800 Kincey Ave. Suite 100
Huntersville, NC 28078
(704)875-9092

QUALITY CONTROL DATA

Project: 2020-L1-2448 (8/31)
Pace Project No.: 92493136

QC Batch: 1537113
QC Batch Method: MADEPV
Analysis Method: MADEP VPH
Analysis Description: MADEPV
Laboratory: Pace National - Mt. Juliet

Associated Lab Samples: 92493136001

METHOD BLANK: R3566789-3 Matrix: Solid
Associated Lab Samples: 92493136001

Parameter	Units	Blank Result	Reporting Limit	Analyzed	Qualifiers
Aromatic (C09-C10),Unadjusted	mg/kg	ND	5.00	09/02/20 21:51	
2,5-Dibromotoluene (FID)	%	92.6	70.0-130	09/02/20 21:51	
2,5-Dibromotoluene (PID)	%	86.5	70.0-130	09/02/20 21:51	

LABORATORY CONTROL SAMPLE & LCSD: R3566789-1 R3566789-2

Parameter	Units	Spike Conc.	LCS Result	LCSD Result	LCS % Rec	LCSD % Rec	% Rec Limits	RPD	Max RPD	Qualifiers
Aromatic (C09-C10),Unadjusted	mg/kg	10.0	9.59	9.40	95.9	94.0	70.0-130	2.00	25	
2,5-Dibromotoluene (FID)	%				96.5	94.9	70.0-130			
2,5-Dibromotoluene (PID)	%				93.8	90.4	70.0-130			

Results presented on this page are in the units indicated by the "Units" column except where an alternate unit is presented to the right of the result.

REPORT OF LABORATORY ANALYSIS

This report shall not be reproduced, except in full,
without the written consent of Pace Analytical Services, LLC.

Pace Analytical Services, LLC
9800 Kincey Ave. Suite 100
Huntersville, NC 28078
(704)875-9092

QUALITY CONTROL DATA

Project: 2020-L1-2448 (8/31)
Pace Project No.: 92493136

QC Batch: 563510
QC Batch Method: EPA 5035A/5030B
Analysis Method: EPA 8260D
Analysis Description: 8260D 5035A 5030B
Laboratory: Pace Analytical Services - Charlotte
Associated Lab Samples: 92493136001, 92493136002

METHOD BLANK: 2987819 Matrix: Solid
Associated Lab Samples: 92493136001, 92493136002

Parameter	Units	Blank Result	Reporting Limit	Analyzed	Qualifiers
1,1,1,2-Tetrachloroethane	ug/kg	ND	5.0	08/31/20 15:05	
1,1,1-Trichloroethane	ug/kg	ND	5.0	08/31/20 15:05	
1,1,2,2-Tetrachloroethane	ug/kg	ND	5.0	08/31/20 15:05	
1,1,2-Trichloroethane	ug/kg	ND	5.0	08/31/20 15:05	
1,1-Dichloroethane	ug/kg	ND	5.0	08/31/20 15:05	
1,1-Dichloroethene	ug/kg	ND	5.0	08/31/20 15:05	
1,1-Dichloropropene	ug/kg	ND	5.0	08/31/20 15:05	
1,2,3-Trichlorobenzene	ug/kg	ND	5.0	08/31/20 15:05	
1,2,3-Trichloropropane	ug/kg	ND	5.0	08/31/20 15:05	
1,2,4-Trichlorobenzene	ug/kg	ND	5.0	08/31/20 15:05	
1,2,4-Trimethylbenzene	ug/kg	ND	5.0	08/31/20 15:05	
1,2-Dibromo-3-chloropropane	ug/kg	ND	5.0	08/31/20 15:05	
1,2-Dibromoethane (EDB)	ug/kg	ND	5.0	08/31/20 15:05	
1,2-Dichlorobenzene	ug/kg	ND	5.0	08/31/20 15:05	
1,2-Dichloroethane	ug/kg	ND	5.0	08/31/20 15:05	
1,2-Dichloropropane	ug/kg	ND	5.0	08/31/20 15:05	
1,3,5-Trimethylbenzene	ug/kg	ND	5.0	08/31/20 15:05	
1,3-Dichlorobenzene	ug/kg	ND	5.0	08/31/20 15:05	
1,3-Dichloropropane	ug/kg	ND	5.0	08/31/20 15:05	
1,4-Dichlorobenzene	ug/kg	ND	5.0	08/31/20 15:05	
2,2-Dichloropropane	ug/kg	ND	5.0	08/31/20 15:05	
2-Butanone (MEK)	ug/kg	ND	100	08/31/20 15:05	
2-Chlorotoluene	ug/kg	ND	5.0	08/31/20 15:05	
2-Hexanone	ug/kg	ND	50.0	08/31/20 15:05	
4-Chlorotoluene	ug/kg	ND	5.0	08/31/20 15:05	
4-Methyl-2-pentanone (MIBK)	ug/kg	ND	50.0	08/31/20 15:05	
Acetone	ug/kg	ND	100	08/31/20 15:05	
Benzene	ug/kg	ND	5.0	08/31/20 15:05	
Bromobenzene	ug/kg	ND	5.0	08/31/20 15:05	
Bromochloromethane	ug/kg	ND	5.0	08/31/20 15:05	
Bromodichloromethane	ug/kg	ND	5.0	08/31/20 15:05	
Bromoform	ug/kg	ND	5.0	08/31/20 15:05	
Bromomethane	ug/kg	ND	10.0	08/31/20 15:05	
Carbon tetrachloride	ug/kg	ND	5.0	08/31/20 15:05	
Chlorobenzene	ug/kg	ND	5.0	08/31/20 15:05	
Chloroethane	ug/kg	ND	10.0	08/31/20 15:05	
Chloroform	ug/kg	ND	5.0	08/31/20 15:05	
Chloromethane	ug/kg	ND	10.0	08/31/20 15:05	
cis-1,2-Dichloroethene	ug/kg	ND	5.0	08/31/20 15:05	
cis-1,3-Dichloropropene	ug/kg	ND	5.0	08/31/20 15:05	

Results presented on this page are in the units indicated by the "Units" column except where an alternate unit is presented to the right of the result.

REPORT OF LABORATORY ANALYSIS

This report shall not be reproduced, except in full,
without the written consent of Pace Analytical Services, LLC.

Pace Analytical Services, LLC
9800 Kincey Ave. Suite 100
Huntersville, NC 28078
(704)875-9092

QUALITY CONTROL DATA

Project: 2020-L1-2448 (8/31)
Pace Project No.: 92493136

METHOD BLANK: 2987819 Matrix: Solid
Associated Lab Samples: 92493136001, 92493136002

Parameter	Units	Blank Result	Reporting Limit	Analyzed	Qualifiers
Dibromochloromethane	ug/kg	ND	5.0	08/31/20 15:05	
Dibromomethane	ug/kg	ND	5.0	08/31/20 15:05	
Dichlorodifluoromethane	ug/kg	ND	10.0	08/31/20 15:05	
Diisopropyl ether	ug/kg	ND	5.0	08/31/20 15:05	
Ethylbenzene	ug/kg	ND	5.0	08/31/20 15:05	
Hexachloro-1,3-butadiene	ug/kg	ND	5.0	08/31/20 15:05	
Isopropylbenzene (Cumene)	ug/kg	ND	5.0	08/31/20 15:05	
m&p-Xylene	ug/kg	ND	10.0	08/31/20 15:05	
Methyl-tert-butyl ether	ug/kg	ND	5.0	08/31/20 15:05	
Methylene Chloride	ug/kg	ND	20.0	08/31/20 15:05	
n-Butylbenzene	ug/kg	ND	5.0	08/31/20 15:05	
n-Propylbenzene	ug/kg	ND	5.0	08/31/20 15:05	
Naphthalene	ug/kg	ND	5.0	08/31/20 15:05	
o-Xylene	ug/kg	ND	5.0	08/31/20 15:05	
p-Isopropyltoluene	ug/kg	ND	5.0	08/31/20 15:05	
sec-Butylbenzene	ug/kg	ND	5.0	08/31/20 15:05	
Styrene	ug/kg	ND	5.0	08/31/20 15:05	
tert-Butylbenzene	ug/kg	ND	5.0	08/31/20 15:05	
Tetrachloroethene	ug/kg	ND	5.0	08/31/20 15:05	
Toluene	ug/kg	ND	5.0	08/31/20 15:05	IK
trans-1,2-Dichloroethene	ug/kg	ND	5.0	08/31/20 15:05	
trans-1,3-Dichloropropene	ug/kg	ND	5.0	08/31/20 15:05	
Trichloroethene	ug/kg	ND	5.0	08/31/20 15:05	
Trichlorofluoromethane	ug/kg	ND	5.0	08/31/20 15:05	
Vinyl acetate	ug/kg	ND	50.0	08/31/20 15:05	
Vinyl chloride	ug/kg	ND	10.0	08/31/20 15:05	
Xylene (Total)	ug/kg	ND	10.0	08/31/20 15:05	
1,2-Dichloroethane-d4 (S)	%	105	70-132	08/31/20 15:05	
4-Bromofluorobenzene (S)	%	103	70-130	08/31/20 15:05	
Toluene-d8 (S)	%	99	70-130	08/31/20 15:05	

LABORATORY CONTROL SAMPLE: 2987820

Parameter	Units	Spike Conc.	LCS Result	LCS % Rec	% Rec Limits	Qualifiers
1,1,1,2-Tetrachloroethane	ug/kg	1250	1370	109	70-130	
1,1,1-Trichloroethane	ug/kg	1250	1400	112	70-130	
1,1,2,2-Tetrachloroethane	ug/kg	1250	1290	103	55-130	
1,1,2-Trichloroethane	ug/kg	1250	1290	103	70-130	
1,1-Dichloroethane	ug/kg	1250	1370	110	68-130	
1,1-Dichloroethene	ug/kg	1250	1460	117	70-130	
1,1-Dichloropropene	ug/kg	1250	1400	112	70-130	
1,2,3-Trichlorobenzene	ug/kg	1250	1220	98	70-130	
1,2,3-Trichloropropane	ug/kg	1250	1210	97	70-130	
1,2,4-Trichlorobenzene	ug/kg	1250	1260	101	70-130	

Results presented on this page are in the units indicated by the "Units" column except where an alternate unit is presented to the right of the result.

REPORT OF LABORATORY ANALYSIS

This report shall not be reproduced, except in full,
without the written consent of Pace Analytical Services, LLC.

Pace Analytical Services, LLC
9800 Kincey Ave. Suite 100
Huntersville, NC 28078
(704)875-9092

QUALITY CONTROL DATA

Project: 2020-L1-2448 (8/31)
Pace Project No.: 92493136

LABORATORY CONTROL SAMPLE: 2987820

Parameter	Units	Spike Conc.	LCS Result	LCS % Rec	% Rec Limits	Qualifiers
1,2,4-Trimethylbenzene	ug/kg	1250	1290	103	69-130	
1,2-Dibromo-3-chloropropane	ug/kg	1250	1210	97	57-141	
1,2-Dibromoethane (EDB)	ug/kg	1250	1360	108	70-130	
1,2-Dichlorobenzene	ug/kg	1250	1300	104	70-130	
1,2-Dichloroethane	ug/kg	1250	1130	90	70-130	
1,2-Dichloropropane	ug/kg	1250	1330	107	70-130	
1,3,5-Trimethylbenzene	ug/kg	1250	1290	103	70-130	
1,3-Dichlorobenzene	ug/kg	1250	1280	102	70-130	
1,3-Dichloropropane	ug/kg	1250	1320	106	70-130	
1,4-Dichlorobenzene	ug/kg	1250	1250	100	70-130	
2,2-Dichloropropane	ug/kg	1250	1280	103	70-130	
2-Butanone (MEK)	ug/kg	2500	2480	99	60-130	
2-Chlorotoluene	ug/kg	1250	1340	107	70-130	
2-Hexanone	ug/kg	2500	2530	101	70-132	
4-Chlorotoluene	ug/kg	1250	1300	104	70-130	
4-Methyl-2-pentanone (MIBK)	ug/kg	2500	2490	100	69-130	
Acetone	ug/kg	2500	2390	96	49-148	
Benzene	ug/kg	1250	1280	102	70-130	
Bromobenzene	ug/kg	1250	1320	106	70-130	
Bromochloromethane	ug/kg	1250	1290	104	70-130	
Bromodichloromethane	ug/kg	1250	1270	102	70-130	
Bromoform	ug/kg	1250	1210	97	68-136	
Bromomethane	ug/kg	1250	1210	96	60-140	
Carbon tetrachloride	ug/kg	1250	1410	113	70-130	
Chlorobenzene	ug/kg	1250	1320	106	70-130	
Chloroethane	ug/kg	1250	1290	103	51-147	
Chloroform	ug/kg	1250	1330	107	70-130	
Chloromethane	ug/kg	1250	1140	92	48-130	
cis-1,2-Dichloroethene	ug/kg	1250	1340	107	70-130	
cis-1,3-Dichloropropene	ug/kg	1250	1340	107	70-130	
Dibromochloromethane	ug/kg	1250	1380	111	70-130	
Dibromomethane	ug/kg	1250	1210	97	70-130	
Dichlorodifluoromethane	ug/kg	1250	1420	114	49-130	
Diisopropyl ether	ug/kg	1250	1310	105	66-130	
Ethylbenzene	ug/kg	1250	1240	99	70-130	
Hexachloro-1,3-butadiene	ug/kg	1250	1180	95	70-130	
Isopropylbenzene (Cumene)	ug/kg	1250	1350	108	70-130	
m&p-Xylene	ug/kg	2500	2560	102	70-130	
Methyl-tert-butyl ether	ug/kg	1250	1300	104	70-130	
Methylene Chloride	ug/kg	1250	1180	95	50-137	
n-Butylbenzene	ug/kg	1250	1290	103	70-130	
n-Propylbenzene	ug/kg	1250	1320	106	70-130	
Naphthalene	ug/kg	1250	1250	100	70-131	
o-Xylene	ug/kg	1250	1350	108	70-130	
p-Isopropyltoluene	ug/kg	1250	1250	100	70-130	
sec-Butylbenzene	ug/kg	1250	1310	105	70-130	
Styrene	ug/kg	1250	1400	112	70-130	

Results presented on this page are in the units indicated by the "Units" column except where an alternate unit is presented to the right of the result.

REPORT OF LABORATORY ANALYSIS

This report shall not be reproduced, except in full,
without the written consent of Pace Analytical Services, LLC.

Pace Analytical Services, LLC
9800 Kincey Ave. Suite 100
Huntersville, NC 28078
(704)875-9092

QUALITY CONTROL DATA

Project: 2020-L1-2448 (8/31)
Pace Project No.: 92493136

LABORATORY CONTROL SAMPLE: 2987820

Parameter	Units	Spike Conc.	LCS Result	LCS % Rec	% Rec Limits	Qualifiers
tert-Butylbenzene	ug/kg	1250	1210	97	69-130	
Tetrachloroethene	ug/kg	1250	1430	115	56-130	
Toluene	ug/kg	1250	1220	98	70-130	IK
trans-1,2-Dichloroethene	ug/kg	1250	1420	114	70-130	
trans-1,3-Dichloropropene	ug/kg	1250	1280	102	70-130	
Trichloroethene	ug/kg	1250	1370	110	70-141	
Trichlorofluoromethane	ug/kg	1250	1350	108	67-130	
Vinyl acetate	ug/kg	2500	2670	107	10-136	
Vinyl chloride	ug/kg	1250	1210	97	67-130	
Xylene (Total)	ug/kg	3750	3910	104	70-130	
1,2-Dichloroethane-d4 (S)	%			100	70-132	
4-Bromofluorobenzene (S)	%			102	70-130	
Toluene-d8 (S)	%			100	70-130	

MATRIX SPIKE SAMPLE: 2987822

Parameter	Units	92493136002 Result	Spike Conc.	MS Result	MS % Rec	% Rec Limits	Qualifiers
1,1,1,2-Tetrachloroethane	ug/kg	ND	542	529	97	52-133	
1,1,1-Trichloroethane	ug/kg	ND	542	528	97	49-137	
1,1,2,2-Tetrachloroethane	ug/kg	ND	542	501	92	39-150	
1,1,2-Trichloroethane	ug/kg	ND	542	725	134	48-140	
1,1-Dichloroethane	ug/kg	ND	542	491	90	46-135	
1,1-Dichloroethene	ug/kg	ND	542	408	75	38-149	
1,1-Dichloropropene	ug/kg	ND	542	561	104	41-140	
1,2,3-Trichlorobenzene	ug/kg	ND	542	406	75	10-158	
1,2,3-Trichloropropane	ug/kg	ND	542	454	84	33-157	
1,2,4-Trichlorobenzene	ug/kg	ND	542	490	90	10-155	
1,2,4-Trimethylbenzene	ug/kg	219	542	729	94	24-154	
1,2-Dibromo-3-chloropropane	ug/kg	ND	542	361	67	33-158	
1,2-Dibromoethane (EDB)	ug/kg	ND	542	510	94	40-136	
1,2-Dichlorobenzene	ug/kg	ND	542	501	92	27-146	
1,2-Dichloroethane	ug/kg	ND	542	423	78	49-140	
1,2-Dichloropropane	ug/kg	ND	542	530	98	44-143	
1,3,5-Trimethylbenzene	ug/kg	67.6	542	578	94	40-144	
1,3-Dichlorobenzene	ug/kg	ND	542	489	90	33-140	
1,3-Dichloropropane	ug/kg	ND	542	510	94	47-147	
1,4-Dichlorobenzene	ug/kg	ND	542	499	92	35-139	
2,2-Dichloropropane	ug/kg	ND	542	217	40	41-140	M1
2-Butanone (MEK)	ug/kg	ND	1080	597	55	10-181	
2-Chlorotoluene	ug/kg	ND	542	511	94	38-147	
2-Hexanone	ug/kg	ND	1080	441	41	18-169	
4-Chlorotoluene	ug/kg	ND	542	505	93	36-145	
4-Methyl-2-pentanone (MIBK)	ug/kg	ND	1080	897	83	16-175	
Acetone	ug/kg	ND	1080	469	43	10-200	
Benzene	ug/kg	66.5	542	573	93	46-136	

Results presented on this page are in the units indicated by the "Units" column except where an alternate unit is presented to the right of the result.

REPORT OF LABORATORY ANALYSIS

This report shall not be reproduced, except in full,
without the written consent of Pace Analytical Services, LLC.

Pace Analytical Services, LLC
9800 Kincey Ave. Suite 100
Huntersville, NC 28078
(704)875-9092

QUALITY CONTROL DATA

Project: 2020-L1-2448 (8/31)
Pace Project No.: 92493136

MATRIX SPIKE SAMPLE: 2987822

Parameter	Units	92493136002 Result	Spike Conc.	MS Result	MS % Rec	% Rec Limits	Qualifiers
Bromobenzene	ug/kg	ND	542	491	91	38-149	
Bromochloromethane	ug/kg	ND	542	520	96	44-142	
Bromodichloromethane	ug/kg	ND	542	481	89	41-140	
Bromoform	ug/kg	ND	542	433	80	34-145	
Bromomethane	ug/kg	ND	542	682	126	14-162	
Carbon tetrachloride	ug/kg	ND	542	531	98	44-141	
Chlorobenzene	ug/kg	ND	542	517	95	39-141	
Chloroethane	ug/kg	ND	542	265	49	10-182	
Chloroform	ug/kg	ND	542	448	83	45-140	
Chloromethane	ug/kg	ND	542	514	95	19-149	
cis-1,2-Dichloroethene	ug/kg	ND	542	479	88	38-150	
cis-1,3-Dichloropropene	ug/kg	ND	542	509	94	30-144	
Dibromochloromethane	ug/kg	ND	542	515	95	36-145	
Dibromomethane	ug/kg	ND	542	448	83	41-145	
Dichlorodifluoromethane	ug/kg	ND	542	580	107	16-146	
Diisopropyl ether	ug/kg	ND	542	474	87	41-143	
Ethylbenzene	ug/kg	78.4	542	575	92	35-144	
Hexachloro-1,3-butadiene	ug/kg	ND	542	502	93	10-160	
Isopropylbenzene (Cumene)	ug/kg	ND	542	562	104	30-152	
m&p-Xylene	ug/kg	313	1080	1340	94	33-145	
Methyl-tert-butyl ether	ug/kg	ND	542	506	93	49-140	
Methylene Chloride	ug/kg	ND	542	478	88	10-174	
n-Butylbenzene	ug/kg	ND	542	548	101	10-160	
n-Propylbenzene	ug/kg	ND	542	563	104	24-159	
Naphthalene	ug/kg	20.5	542	422	74	10-171	
o-Xylene	ug/kg	123	542	656	98	31-150	
p-Isopropyltoluene	ug/kg	12.9	542	511	92	21-154	
sec-Butylbenzene	ug/kg	ND	542	530	98	19-159	
Styrene	ug/kg	ND	542	551	102	15-152	
tert-Butylbenzene	ug/kg	ND	542	488	90	31-141	
Tetrachloroethene	ug/kg	ND	542	593	109	19-141	
Toluene	ug/kg	269	542	741	87	31-146	IK
trans-1,2-Dichloroethene	ug/kg	ND	542	547	101	28-157	
trans-1,3-Dichloropropene	ug/kg	ND	542	481	89	25-146	
Trichloroethene	ug/kg	ND	542	561	104	34-149	
Trichlorofluoromethane	ug/kg	ND	542	203	38	10-167	
Vinyl acetate	ug/kg	ND	1080	868	80	10-200	
Vinyl chloride	ug/kg	ND	542	466	86	36-155	
Xylene (Total)	ug/kg	436	1620	1990	96	29-148	
1,2-Dichloroethane-d4 (S)	%				108	70-132	
4-Bromofluorobenzene (S)	%				102	70-130	
Toluene-d8 (S)	%				100	70-130	

Results presented on this page are in the units indicated by the "Units" column except where an alternate unit is presented to the right of the result.

REPORT OF LABORATORY ANALYSIS

This report shall not be reproduced, except in full,
without the written consent of Pace Analytical Services, LLC.

Pace Analytical Services, LLC
9800 Kincey Ave. Suite 100
Huntersville, NC 28078
(704)875-9092

QUALITY CONTROL DATA

Project: 2020-L1-2448 (8/31)
Pace Project No.: 92493136

SAMPLE DUPLICATE: 2987821

Parameter	Units	92493136001 Result	Dup Result	RPD	Qualifiers
1,1,1,2-Tetrachloroethane	ug/kg	ND	ND		
1,1,1-Trichloroethane	ug/kg	ND	ND		
1,1,2,2-Tetrachloroethane	ug/kg	ND	ND		
1,1,2-Trichloroethane	ug/kg	ND	ND		
1,1-Dichloroethane	ug/kg	ND	ND		
1,1-Dichloroethene	ug/kg	ND	ND		
1,1-Dichloropropene	ug/kg	ND	ND		
1,2,3-Trichlorobenzene	ug/kg	ND	ND		
1,2,3-Trichloropropane	ug/kg	ND	ND		
1,2,4-Trichlorobenzene	ug/kg	ND	ND		
1,2,4-Trimethylbenzene	ug/kg	ND	ND		
1,2-Dibromo-3-chloropropane	ug/kg	ND	ND		
1,2-Dibromoethane (EDB)	ug/kg	ND	ND		
1,2-Dichlorobenzene	ug/kg	ND	ND		
1,2-Dichloroethane	ug/kg	ND	ND		
1,2-Dichloropropane	ug/kg	ND	ND		
1,3,5-Trimethylbenzene	ug/kg	ND	ND		
1,3-Dichlorobenzene	ug/kg	ND	ND		
1,3-Dichloropropane	ug/kg	ND	ND		
1,4-Dichlorobenzene	ug/kg	ND	ND		
2,2-Dichloropropane	ug/kg	ND	ND		
2-Butanone (MEK)	ug/kg	ND	ND		
2-Chlorotoluene	ug/kg	ND	ND		
2-Hexanone	ug/kg	ND	ND		
4-Chlorotoluene	ug/kg	ND	ND		
4-Methyl-2-pentanone (MIBK)	ug/kg	ND	ND		
Acetone	ug/kg	ND	ND		
Benzene	ug/kg	ND	ND		
Bromobenzene	ug/kg	ND	ND		
Bromochloromethane	ug/kg	ND	ND		
Bromodichloromethane	ug/kg	ND	ND		
Bromoform	ug/kg	ND	ND		
Bromomethane	ug/kg	ND	ND		
Carbon tetrachloride	ug/kg	ND	ND		
Chlorobenzene	ug/kg	ND	ND		
Chloroethane	ug/kg	ND	ND		
Chloroform	ug/kg	ND	ND		
Chloromethane	ug/kg	ND	ND		
cis-1,2-Dichloroethene	ug/kg	ND	ND		
cis-1,3-Dichloropropene	ug/kg	ND	ND		
Dibromochloromethane	ug/kg	ND	ND		
Dibromomethane	ug/kg	ND	ND		
Dichlorodifluoromethane	ug/kg	ND	ND		
Diisopropyl ether	ug/kg	ND	ND		
Ethylbenzene	ug/kg	ND	ND		
Hexachloro-1,3-butadiene	ug/kg	ND	ND		
Isopropylbenzene (Cumene)	ug/kg	ND	ND		

Results presented on this page are in the units indicated by the "Units" column except where an alternate unit is presented to the right of the result.

REPORT OF LABORATORY ANALYSIS

This report shall not be reproduced, except in full,
without the written consent of Pace Analytical Services, LLC.

Pace Analytical Services, LLC
9800 Kincey Ave. Suite 100
Huntersville, NC 28078
(704)875-9092

QUALITY CONTROL DATA

Project: 2020-L1-2448 (8/31)
Pace Project No.: 92493136

SAMPLE DUPLICATE: 2987821

Parameter	Units	92493136001 Result	Dup Result	RPD	Qualifiers
m&p-Xylene	ug/kg	ND	ND		
Methyl-tert-butyl ether	ug/kg	ND	ND		
Methylene Chloride	ug/kg	ND	ND		
n-Butylbenzene	ug/kg	ND	ND		
n-Propylbenzene	ug/kg	ND	ND		
Naphthalene	ug/kg	ND	ND		
o-Xylene	ug/kg	ND	ND		
p-Isopropyltoluene	ug/kg	ND	ND		
sec-Butylbenzene	ug/kg	ND	ND		
Styrene	ug/kg	ND	ND		
tert-Butylbenzene	ug/kg	ND	ND		
Tetrachloroethene	ug/kg	ND	ND		
Toluene	ug/kg	ND	ND		IK
trans-1,2-Dichloroethene	ug/kg	ND	ND		
trans-1,3-Dichloropropene	ug/kg	ND	ND		
Trichloroethene	ug/kg	ND	ND		
Trichlorofluoromethane	ug/kg	ND	ND		
Vinyl acetate	ug/kg	ND	ND		
Vinyl chloride	ug/kg	ND	ND		
Xylene (Total)	ug/kg	ND	ND		
1,2-Dichloroethane-d4 (S)	%	103	101		
4-Bromofluorobenzene (S)	%	101	102		
Toluene-d8 (S)	%	100	100		

Results presented on this page are in the units indicated by the "Units" column except where an alternate unit is presented to the right of the result.

REPORT OF LABORATORY ANALYSIS

This report shall not be reproduced, except in full,
without the written consent of Pace Analytical Services, LLC.

Pace Analytical Services, LLC
9800 Kincey Ave. Suite 100
Huntersville, NC 28078
(704)875-9092

QUALITY CONTROL DATA

Project: 2020-L1-2448 (8/31)
Pace Project No.: 92493136

QC Batch: 563447
QC Batch Method: ASTM D2974-87
Analysis Method: ASTM D2974-87
Analysis Description: Dry Weight/Percent Moisture
Laboratory: Pace Analytical Services - Charlotte
Associated Lab Samples: 92493136001, 92493136002

SAMPLE DUPLICATE: 2987616

Parameter	Units	92493125001 Result	Dup Result	RPD	Qualifiers
Percent Moisture	%	12.9	13.3	3	

SAMPLE DUPLICATE: 2987617

Parameter	Units	92493136002 Result	Dup Result	RPD	Qualifiers
Percent Moisture	%	19.3	18.6	3	

Results presented on this page are in the units indicated by the "Units" column except where an alternate unit is presented to the right of the result.

REPORT OF LABORATORY ANALYSIS

This report shall not be reproduced, except in full,
without the written consent of Pace Analytical Services, LLC.

Pace Analytical Services, LLC
9800 Kincey Ave. Suite 100
Huntersville, NC 28078
(704)875-9092

QUALITY CONTROL DATA

Project: 2020-L1-2448 (8/31)
Pace Project No.: 92493136

QC Batch: 1536075
QC Batch Method: SM 2540 G
Analysis Method: SM 2540G
Analysis Description: Total Solids 2540 G-2011
Laboratory: Pace National - Mt. Juliet
Associated Lab Samples: 92493136001, 92493136002

METHOD BLANK: R3566452-1 Matrix: Solid
Associated Lab Samples: 92493136001, 92493136002

Parameter	Units	Blank Result	Reporting Limit	Analyzed	Qualifiers
Total Solids	%	0.00100		09/01/20 12:13	

LABORATORY CONTROL SAMPLE: R3566452-2

Parameter	Units	Spike Conc.	LCS Result	LCS % Rec	% Rec Limits	Qualifiers
Total Solids	%	50.0	50.0	100	85.0-115	

SAMPLE DUPLICATE: R3566452-3

Parameter	Units	Result	Dup Result	RPD	Qualifiers
Total Solids	%		99.3	0.201	

Results presented on this page are in the units indicated by the "Units" column except where an alternate unit is presented to the right of the result.

REPORT OF LABORATORY ANALYSIS

This report shall not be reproduced, except in full,
without the written consent of Pace Analytical Services, LLC.

Pace Analytical Services, LLC
9800 Kincey Ave. Suite 100
Huntersville, NC 28078
(704)875-9092

QUALIFIERS

Project: 2020-L1-2448 (8/31)
Pace Project No.: 92493136

DEFINITIONS

DF - Dilution Factor, if reported, represents the factor applied to the reported data due to dilution of the sample aliquot.

ND - Not Detected at or above adjusted reporting limit.

TNTC - Too Numerous To Count

J - Estimated concentration above the adjusted method detection limit and below the adjusted reporting limit.

MDL - Adjusted Method Detection Limit.

PQL - Practical Quantitation Limit.

RL - Reporting Limit - The lowest concentration value that meets project requirements for quantitative data with known precision and bias for a specific analyte in a specific matrix.

S - Surrogate

1,2-Diphenylhydrazine decomposes to and cannot be separated from Azobenzene using Method 8270. The result for each analyte is a combined concentration.

Consistent with EPA guidelines, unrounded data are displayed and have been used to calculate % recovery and RPD values.

LCS(D) - Laboratory Control Sample (Duplicate)

MS(D) - Matrix Spike (Duplicate)

DUP - Sample Duplicate

RPD - Relative Percent Difference

NC - Not Calculable.

SG - Silica Gel - Clean-Up

U - Indicates the compound was analyzed for, but not detected.

Acid preservation may not be appropriate for 2 Chloroethylvinyl ether.

A separate vial preserved to a pH of 4-5 is recommended in SW846 Chapter 4 for the analysis of Acrolein and Acrylonitrile by EPA Method 8260.

N-Nitrosodiphenylamine decomposes and cannot be separated from Diphenylamine using Method 8270. The result reported for each analyte is a combined concentration.

Pace Analytical is TNI accredited. Contact your Pace PM for the current list of accredited analytes.

TNI - The NELAC Institute.

ANALYTE QUALIFIERS

IK	The recalculated concentration of the calibration standard(s) did not meet method acceptance criteria; this result should be considered an estimated value.
M1	Matrix spike recovery exceeded QC limits. Batch accepted based on laboratory control sample (LCS) recovery.

This report shall not be reproduced, except in full,
without the written consent of Pace Analytical Services, LLC.

Pace Analytical Services, LLC
9800 Kincey Ave. Suite 100
Huntersville, NC 28078
(704)875-9092

QUALITY CONTROL DATA CROSS REFERENCE TABLE

Project: 2020-L1-2448 (8/31)
Pace Project No.: 92493136

Lab ID	Sample ID	QC Batch Method	QC Batch	Analytical Method	Analytical Batch
92493136001	**RW-08_(35-37.5)**	MADEPV	1534571	MADEP VPH	1534571
92493136001	**RW-08_(35-37.5)**	MADEPV	1537113	MADEP VPH	1537113
92493136002	**RW-09_(22.5-25)**	MADEPV	1534571	MADEP VPH	1534571
92493136001	**RW-08_(35-37.5)**	EPA 5035A/5030B	563510	EPA 8260D	563523
92493136002	**RW-09_(22.5-25)**	EPA 5035A/5030B	563510	EPA 8260D	563523
92493136001	**RW-08_(35-37.5)**	ASTM D2974-87	563447		
92493136002	**RW-09_(22.5-25)**	ASTM D2974-87	563447		
92493136001	**RW-08_(35-37.5)**	SM 2540 G	1536075	SM 2540G	1536075
92493136002	**RW-09_(22.5-25)**	SM 2540 G	1536075	SM 2540G	1536075

This report shall not be reproduced, except in full,
without the written consent of Pace Analytical Services, LLC.

Pace Analytical®

CHAIN-OF-CUSTODY Analytical Request Document

Chain-of-Custody is a LEGAL DOCUMENT - Complete all relevent fields

LAB US... Number or

WO#: 92493136

92493136

Contai...

Company: APEX COMPANIES	Billing Information:
Address: 10610 ~~McAdoo~~ Monument Pkwy, ~~Fl~~ Charlotte	
Report To: ANDREW STREET	Email To: andrew.street@apexcos.com
Copy To:	Site Collection Info/Address:
Customer Project Name/Number: CPC 20126	State: NC / County/City: Huntersville / Time Zone Collected: [ ] PT [ ] MT [ ] CT [✓] ET
Phone: 704 936 6394 / Email: andrew.street	Site/Facility ID #: CPC Huntersville Release / Compliance Monitoring? [ ] Yes [✓] No
Collected By (print): GAVIN KITCHENS	Purchase Order #: / Quote #: / DW PWS ID #: / DW Location Code:
Collected By (signature): [signature]	Turnaround Date Required: STANDARD / Immediately Packed on Ice: [✓] Yes [ ] No
Sample Disposal: [✓] Dispose as appropriate [ ] Return [ ] Archive: ____ [ ] Hold: ____	Rush: [ ] Same Day [ ] Next Day [ ] 2 Day [ ] 3 Day [ ] 4 Day [ ] 5 Day (Expedite Charges Apply) / Field Filtered (if applicable): [ ] Yes [ ] No / Analysis: ____

** Preservative Types: (1) nitric acid, (2) sulfuric acid, (3) hydrochloric acid, (4) sodium hydroxide, (5) zinc acetate, (6) methanol, (7) sodium bisulfate, (8) sodium thiosulfate, (9) hexane, (A) ascorbic acid, (B) ammonium sulfate, (C) ammonium hydroxide, (D) TSP, (U) Unpreserved, (O) Other ____

Analyses

Lab Profile/Line:

Lab Sample Receipt Checklist:

Custody Seals Present/Intact	Y N NA
Custody Signatures Present	Y N NA
Collector Signature Present	Y N NA
Bottles Intact	Y N NA
Correct Bottles	Y N NA
Sufficient Volume	Y N NA
Samples Received on Ice	Y N NA
VOA - Headspace Acceptable	Y N NA
USDA Regulated Soils	Y N NA
Samples in Holding Time	Y N NA
Residual Chlorine Present	Y N NA
Cl Strips: ____	
Sample pH Acceptable	Y N NA
pH Strips: ____	
Sulfide Present	Y N NA
Lead Acetate Strips: ____	

LAB USE ONLY:
Lab Sample # / Comments:

92493136

* Matrix Codes (Insert in Matrix box below): Drinking Water (DW), Ground Water (GW), Wastewater (WW), Product (P), Soil/Solid (SL), Oil (OL), Wipe (WP), Air (AR), Tissue (TS), Bioassay (B), Vapor (V), Other (OT)

Customer Sample ID	Matrix *	Comp / Grab	Collected (or Composite Start) Date	Collected (or Composite Start) Time	Composite End Date	Composite End Time	Res Cl	# of Ctns	VOC 8260	MADEP VPH								Lab Sample # / Comments
RW-08(35-37.5)	SL	GRAB	30 AUG	1300				6	3	3								001
RW-09(22.5-25)	SL	GRAB	30 AUG	1645				6	3	3								002

Customer Remarks / Special Conditions / Possible Hazards:

Type of Ice Used: Wet Blue Dry None

Packing Material Used:

Radchem sample(s) screened (<500 cpm): Y N NA

SHORT HOLDS PRESENT (<72 hours): Y N N/A

Lab Tracking #: 2528733

Samples received via: FEDEX UPS Client Courier Pace Courier

Lab Sample Temperature Info:
Temp Blank Received: Y N NA
Therm ID#: 925061
Cooler 1 Temp Upon Receipt: 5.4 oC
Cooler 1 Therm Corr. Factor: 0.0 oC
Cooler 1 Corrected Temp: 5.4 oC
Comments:

Relinquished by/Company: (Signature)	Date/Time:	Received by/Company: (Signature)	Date/Time:
[signature] / APEX COMPANIES	31 AUG 0829	[signature] Pace Hvl	8/31/20 8:29
Relinquished by/Company: (Signature)	Date/Time:	Received by/Company: (Signature)	Date/Time:
Relinquished by/Company: (Signature)	Date/Time:	Received by/Company: (Signature)	Date/Time:

MTJL LAB USE ONLY
Table #:
Acctnum:
Template:
Prelogin:
PM:
PB:

Trip Blank Received: Y N NA
HCL MeOH TSP Other

Non Conformance(s): YES / NO

Page: ____ of: ____

***Check mark top half of box if pH and/or dechlorination is verified and within the acceptance range for preservation samples.**

Exceptions: VOA, Coliform, TOC, Oil and Grease, DRO/8015 (water) DOC, LLHg

****Bottom half of box is to list number of bottle**

Project # WO# : 92493136

PM: AMB Due Date: 09/01/20

CLIENT: 92-APEX MOOR

Item#	BP4U-125 mL Plastic Unpreserved (N/A) (Cl-)	BP3U-250 mL Plastic Unpreserved (N/A)	BP2U-500 mL Plastic Unpreserved (N/A)	BP1U-1 liter Plastic Unpreserved (N/A)	BP4S-125 mL Plastic H2SO4 (pH < 2) (Cl-)	BP3N-250 mL plastic HNO3 (pH < 2)	BP4Z-125 mL Plastic ZN Acetate & NaOH (>9)	BP4C-125 mL Plastic NaOH (pH > 12) (Cl-)	WGFU-Wide-mouthed Glass jar Unpreserved	AG1U-1 liter Amber Unpreserved (N/A) (Cl-)	AG1H-1 liter Amber HCl (pH < 2)	AG3U-250 mL Amber Unpreserved (N/A) (Cl-)	AG1S-1 liter Amber H2SO4 (pH < 2)	AG3S-250 mL Amber H2SO4 (pH < 2)	AG3A(DG3A)-250 mL Amber NH4Cl (N/A)(Cl-)	DG9H-40 mL VOA HCl (N/A)	VG9T-40 mL VOA Na2S2O3 (N/A)	VG9U-40 mL VOA Unp (N/A)	DG9P-40 mL VOA H3PO4 (N/A)	VOAK (6 vials per kit)-5035 kit (N/A)	V/GK (3 vials per kit)-VPH/Gas kit (N/A)	SP5T-125 mL Sterile Plastic (N/A – lab)	SP2T-250 mL Sterile Plastic (N/A – lab)		BP3A-250 mL Plastic (NH2)2SO4 (9.3-9.7)	AG0U-100 mL Amber Unpreserved vials (N/A)	VSGU-20 mL Scintillation vials (N/A)	DG9U-40 mL Amber Unpreserved vials (N/A)
1	\				\	\	\	\			\		\	\	\							6				\	\		
2	\				\	\	\	\			\		\	\	\							6				\	\		
3	\				\	\	\	\			\		\	\	\											\	\		
4	\				\	\	\	\			\		\	\	\											\	\		
5	\				\	\	\	\			\		\	\	\											\	\		
6	\				\	\	\	\			\		\	\	\											\	\		
7	\				\	\	\	\			\		\	\	\											\	\		
8	\				\	\	\	\			\		\	\	\											\	\		
9	\				\	\	\	\			\		\	\	\											\	\		
10	\				\	\	\	\			\		\	\	\											\	\		
11	\				\	\	\	\			\		\	\	\											\	\		
12	\				\	\	\	\			\		\	\	\											\	\		

pH Adjustment Log for Preserved Samples

Sample ID	Type of Preservative	pH upon receipt	Date preservation adjusted	Time preservation adjusted	Amount of Preservative added	Lot #

Note: Whenever there is a discrepancy affecting North Carolina compliance samples, a copy of this form will be sent to the North Carolina DEHNR Certification Office (i.e. Out of hold, incorrect preservative, out of temp, incorrect containers.

Pace Analytical Services, LLC
9800 Kincey Ave. Suite 100
Huntersville, NC 28078
(704)875-9092

September 02, 2020

Andrew Wreschnig
AECOM
6000 Fairview Road
Suite 200
Charlotte, NC 28210

RE: Project: Colonial Pipeline (8/29-8/31)
Pace Project No.: 92493224

Dear Andrew Wreschnig:

Enclosed are the analytical results for sample(s) received by the laboratory on August 31, 2020. The results relate only to the samples included in this report. Results reported herein conform to the applicable TNI/NELAC Standards and the laboratory's Quality Manual, where applicable, unless otherwise noted in the body of the report.

The test results provided in this final report were generated by each of the following laboratories within the Pace Network:

- Pace National - Mt. Juliet
- Pace Analytical Services - Charlotte

If you have any questions concerning this report, please feel free to contact me.

Sincerely,

Nicole Gasiorowski

Nicole Gasiorowski
nicole.gasiorowski@pacelabs.com
(704)875-9092
Project Manager

Enclosures

cc: Jeff Morrison, Colonial Pipeline Company

This report shall not be reproduced, except in full,
without the written consent of Pace Analytical Services, LLC.

Pace Analytical Services, LLC
9800 Kincey Ave. Suite 100
Huntersville, NC 28078
(704)875-9092

CERTIFICATIONS

Project: Colonial Pipeline (8/29-8/31)
Pace Project No.: 92493224

Pace Analytical Services National

12065 Lebanon Road, Mt. Juliet, TN 37122
Alabama Certification #: 40660
Alaska Certification 17-026
Arizona Certification #: AZ0612
Arkansas Certification #: 88-0469
California Certification #: 2932
Canada Certification #: 1461.01
Colorado Certification #: TN00003
Connecticut Certification #: PH-0197
DOD Certification: #1461.01
EPA# TN00003
Florida Certification #: E87487
Georgia DW Certification #: 923
Georgia Certification: NELAP
Idaho Certification #: TN00003
Illinois Certification #: 200008
Indiana Certification #: C-TN-01
Iowa Certification #: 364
Kansas Certification #: E-10277
Kentucky UST Certification #: 16
Kentucky Certification #: 90010
Louisiana Certification #: AI30792
Louisiana DW Certification #: LA180010
Maine Certification #: TN0002
Maryland Certification #: 324
Massachusetts Certification #: M-TN003
Michigan Certification #: 9958
Minnesota Certification #: 047-999-395
Mississippi Certification #: TN00003
Missouri Certification #: 340
Montana Certification #: CERT0086
Nebraska Certification #: NE-OS-15-05
Nevada Certification #: TN-03-2002-34
New Hampshire Certification #: 2975
New Jersey Certification #: TN002
New Mexico DW Certification
New York Certification #: 11742
North Carolina Aquatic Toxicity Certification #: 41
North Carolina Drinking Water Certification #: 21704
North Carolina Environmental Certificate #: 375
North Dakota Certification #: R-140
Ohio VAP Certification #: CL0069
Oklahoma Certification #: 9915
Oregon Certification #: TN200002
Pennsylvania Certification #: 68-02979
Rhode Island Certification #: LAO00356
South Carolina Certification #: 84004
South Dakota Certification
Tennessee DW/Chem/Micro Certification #: 2006
Texas Certification #: T 104704245-17-14
Texas Mold Certification #: LAB0152
USDA Soil Permit #: P330-15-00234
Utah Certification #: TN00003
Virginia Certification #: VT2006
Vermont Dept. of Health: ID# VT-2006
Virginia Certification #: 460132
Washington Certification #: C847
West Virginia Certification #: 233
Wisconsin Certification #: 9980939910
Wyoming UST Certification #: via A2LA 2926.01
A2LA-ISO 17025 Certification #: 1461.01
A2LA-ISO 17025 Certification #: 1461.02
AIHA-LAP/LLC EMLAP Certification #:100789

Pace Analytical Services Charlotte

9800 Kincey Ave. Ste 100, Huntersville, NC 28078
Louisiana/NELAP Certification # LA170028
North Carolina Drinking Water Certification #: 37706
North Carolina Field Services Certification #: 5342
North Carolina Wastewater Certification #: 12
South Carolina Certification #: 99006001
Florida/NELAP Certification #: E87627
Kentucky UST Certification #: 84
Virginia/VELAP Certification #: 460221

REPORT OF LABORATORY ANALYSIS

This report shall not be reproduced, except in full,
without the written consent of Pace Analytical Services, LLC.

Pace Analytical Services, LLC
9800 Kincey Ave. Suite 100
Huntersville, NC 28078
(704)875-9092

SAMPLE ANALYTE COUNT

Project: Colonial Pipeline (8/29-8/31)
Pace Project No.: 92493224

Lab ID	Sample ID	Method	Analysts	Analytes Reported	Laboratory
92493224001	**MW-6 (1-2.5)**	MADEP VPH	BMB	6	PAN
		EPA 8260D	SAS	70	PASI-C
		ASTM D2974-87	KDF	1	PASI-C
		SM 2540G	KBC	1	PAN
92493224002	**MW-6 (15-17.5)**	MADEP VPH	BMB	6	PAN
		EPA 8260D	SAS	70	PASI-C
		ASTM D2974-87	KDF	1	PASI-C
		SM 2540G	KBC	1	PAN
92493224003	**MW-7 (5-7.5)**	MADEP VPH	BMB	6	PAN
		EPA 8260D	SAS	70	PASI-C
		ASTM D2974-87	KDF	1	PASI-C
		SM 2540G	KBC	1	PAN
92493224004	**MW-7 (15-17.5)**	MADEP VPH	BMB	6	PAN
		EPA 8260D	SAS	70	PASI-C
		ASTM D2974-87	KDF	1	PASI-C
		SM 2540G	KBC	1	PAN
92493224005	**MW-9 (7.5-10)**	MADEP VPH	BMB	6	PAN
		EPA 8260D	SAS	70	PASI-C
		ASTM D2974-87	KDF	1	PASI-C
		SM 2540G	KBC	1	PAN
92493224006	**MW-9 (20-22.5)**	MADEP VPH	BMB	6	PAN
		EPA 8260D	SAS	70	PASI-C
		ASTM D2974-87	KDF	1	PASI-C
		SM 2540G	KBC	1	PAN
92493224007	**TB-1**	EPA 8260D	CL	63	PASI-C

PAN = Pace National - Mt. Juliet
PASI-C = Pace Analytical Services - Charlotte

This report shall not be reproduced, except in full,
without the written consent of Pace Analytical Services, LLC.

Pace Analytical Services, LLC
9800 Kincey Ave. Suite 100
Huntersville, NC 28078
(704)875-9092

ANALYTICAL RESULTS

Project: Colonial Pipeline (8/29-8/31)
Pace Project No.: 92493224

Sample: MW-6 (1-2.5) **Lab ID: 92493224001** Collected: 08/29/20 14:55 Received: 08/31/20 15:42 Matrix: Solid

Results reported on a "dry weight" basis and are adjusted for percent moisture, sample size and any dilutions.

Parameters	Results	Units	Report Limit	DF	Prepared	Analyzed	CAS No.	Qual
MADEPV	Analytical Method: MADEP VPH Preparation Method: MADEPV Pace National - Mt. Juliet							
Aliphatic (C05-C08)	ND	mg/kg	7.86	1.19	08/29/20 14:55	09/01/20 19:57		
Aliphatic (C09-C12)	ND	mg/kg	7.86	1.19	08/29/20 14:55	09/01/20 19:57		
Aromatic (C09-C10),Unadjusted	ND	mg/kg	7.86	1.19	08/29/20 14:55	09/01/20 19:57	TPHC9C10A	
Total VPH	ND	mg/kg	7.86	1.19	08/29/20 14:55	09/01/20 19:57	VPH	
Surrogates								
2,5-Dibromotoluene (FID)	97.3	%	70.0-130	1.19	08/29/20 14:55	09/01/20 19:57	615-59-8FID	
2,5-Dibromotoluene (PID)	91.4	%	70.0-130	1.19	08/29/20 14:55	09/01/20 19:57	615-59-8PID	
8260D/5035A/5030B Volatiles	Analytical Method: EPA 8260D Preparation Method: EPA 5035A/5030B Pace Analytical Services - Charlotte							
Acetone	ND	ug/kg	154	1	09/01/20 10:50	09/01/20 11:53	67-64-1	
Benzene	ND	ug/kg	7.7	1	09/01/20 10:50	09/01/20 11:53	71-43-2	
Bromobenzene	ND	ug/kg	7.7	1	09/01/20 10:50	09/01/20 11:53	108-86-1	
Bromochloromethane	ND	ug/kg	7.7	1	09/01/20 10:50	09/01/20 11:53	74-97-5	
Bromodichloromethane	ND	ug/kg	7.7	1	09/01/20 10:50	09/01/20 11:53	75-27-4	
Bromoform	ND	ug/kg	7.7	1	09/01/20 10:50	09/01/20 11:53	75-25-2	
Bromomethane	ND	ug/kg	15.4	1	09/01/20 10:50	09/01/20 11:53	74-83-9	
2-Butanone (MEK)	ND	ug/kg	154	1	09/01/20 10:50	09/01/20 11:53	78-93-3	
n-Butylbenzene	ND	ug/kg	7.7	1	09/01/20 10:50	09/01/20 11:53	104-51-8	
sec-Butylbenzene	ND	ug/kg	7.7	1	09/01/20 10:50	09/01/20 11:53	135-98-8	
tert-Butylbenzene	ND	ug/kg	7.7	1	09/01/20 10:50	09/01/20 11:53	98-06-6	
Carbon tetrachloride	ND	ug/kg	7.7	1	09/01/20 10:50	09/01/20 11:53	56-23-5	
Chlorobenzene	ND	ug/kg	7.7	1	09/01/20 10:50	09/01/20 11:53	108-90-7	
Chloroethane	ND	ug/kg	15.4	1	09/01/20 10:50	09/01/20 11:53	75-00-3	
Chloroform	ND	ug/kg	7.7	1	09/01/20 10:50	09/01/20 11:53	67-66-3	
Chloromethane	ND	ug/kg	15.4	1	09/01/20 10:50	09/01/20 11:53	74-87-3	
2-Chlorotoluene	ND	ug/kg	7.7	1	09/01/20 10:50	09/01/20 11:53	95-49-8	
4-Chlorotoluene	ND	ug/kg	7.7	1	09/01/20 10:50	09/01/20 11:53	106-43-4	
1,2-Dibromo-3-chloropropane	ND	ug/kg	7.7	1	09/01/20 10:50	09/01/20 11:53	96-12-8	
Dibromochloromethane	ND	ug/kg	7.7	1	09/01/20 10:50	09/01/20 11:53	124-48-1	
1,2-Dibromoethane (EDB)	ND	ug/kg	7.7	1	09/01/20 10:50	09/01/20 11:53	106-93-4	
Dibromomethane	ND	ug/kg	7.7	1	09/01/20 10:50	09/01/20 11:53	74-95-3	
1,2-Dichlorobenzene	ND	ug/kg	7.7	1	09/01/20 10:50	09/01/20 11:53	95-50-1	
1,3-Dichlorobenzene	ND	ug/kg	7.7	1	09/01/20 10:50	09/01/20 11:53	541-73-1	
1,4-Dichlorobenzene	ND	ug/kg	7.7	1	09/01/20 10:50	09/01/20 11:53	106-46-7	
Dichlorodifluoromethane	ND	ug/kg	15.4	1	09/01/20 10:50	09/01/20 11:53	75-71-8	L1,v1
1,1-Dichloroethane	ND	ug/kg	7.7	1	09/01/20 10:50	09/01/20 11:53	75-34-3	
1,2-Dichloroethane	ND	ug/kg	7.7	1	09/01/20 10:50	09/01/20 11:53	107-06-2	
1,1-Dichloroethene	ND	ug/kg	7.7	1	09/01/20 10:50	09/01/20 11:53	75-35-4	
cis-1,2-Dichloroethene	ND	ug/kg	7.7	1	09/01/20 10:50	09/01/20 11:53	156-59-2	
trans-1,2-Dichloroethene	ND	ug/kg	7.7	1	09/01/20 10:50	09/01/20 11:53	156-60-5	
1,2-Dichloropropane	ND	ug/kg	7.7	1	09/01/20 10:50	09/01/20 11:53	78-87-5	
1,3-Dichloropropane	ND	ug/kg	7.7	1	09/01/20 10:50	09/01/20 11:53	142-28-9	
2,2-Dichloropropane	ND	ug/kg	7.7	1	09/01/20 10:50	09/01/20 11:53	594-20-7	
1,1-Dichloropropene	ND	ug/kg	7.7	1	09/01/20 10:50	09/01/20 11:53	563-58-6	

REPORT OF LABORATORY ANALYSIS

This report shall not be reproduced, except in full,
without the written consent of Pace Analytical Services, LLC.

Pace Analytical Services, LLC
9800 Kincey Ave. Suite 100
Huntersville, NC 28078
(704)875-9092

ANALYTICAL RESULTS

Project: Colonial Pipeline (8/29-8/31)
Pace Project No.: 92493224

Sample: MW-6 (1-2.5) **Lab ID: 92493224001** Collected: 08/29/20 14:55 Received: 08/31/20 15:42 Matrix: Solid

Results reported on a "dry weight" basis and are adjusted for percent moisture, sample size and any dilutions.

Parameters	Results	Units	Report Limit	DF	Prepared	Analyzed	CAS No.	Qual
8260D/5035A/5030B Volatiles	Analytical Method: EPA 8260D Preparation Method: EPA 5035A/5030B Pace Analytical Services - Charlotte							
cis-1,3-Dichloropropene	ND	ug/kg	7.7	1	09/01/20 10:50	09/01/20 11:53	10061-01-5	
trans-1,3-Dichloropropene	ND	ug/kg	7.7	1	09/01/20 10:50	09/01/20 11:53	10061-02-6	
Diisopropyl ether	ND	ug/kg	7.7	1	09/01/20 10:50	09/01/20 11:53	108-20-3	
Ethylbenzene	ND	ug/kg	7.7	1	09/01/20 10:50	09/01/20 11:53	100-41-4	
Hexachloro-1,3-butadiene	ND	ug/kg	7.7	1	09/01/20 10:50	09/01/20 11:53	87-68-3	
2-Hexanone	ND	ug/kg	77.1	1	09/01/20 10:50	09/01/20 11:53	591-78-6	
Isopropylbenzene (Cumene)	ND	ug/kg	7.7	1	09/01/20 10:50	09/01/20 11:53	98-82-8	
p-Isopropyltoluene	ND	ug/kg	7.7	1	09/01/20 10:50	09/01/20 11:53	99-87-6	
Methylene Chloride	ND	ug/kg	30.9	1	09/01/20 10:50	09/01/20 11:53	75-09-2	
4-Methyl-2-pentanone (MIBK)	ND	ug/kg	77.1	1	09/01/20 10:50	09/01/20 11:53	108-10-1	
Methyl-tert-butyl ether	ND	ug/kg	7.7	1	09/01/20 10:50	09/01/20 11:53	1634-04-4	
Naphthalene	ND	ug/kg	7.7	1	09/01/20 10:50	09/01/20 11:53	91-20-3	
n-Propylbenzene	ND	ug/kg	7.7	1	09/01/20 10:50	09/01/20 11:53	103-65-1	
Styrene	ND	ug/kg	7.7	1	09/01/20 10:50	09/01/20 11:53	100-42-5	
1,1,1,2-Tetrachloroethane	ND	ug/kg	7.7	1	09/01/20 10:50	09/01/20 11:53	630-20-6	
1,1,2,2-Tetrachloroethane	ND	ug/kg	7.7	1	09/01/20 10:50	09/01/20 11:53	79-34-5	
Tetrachloroethene	ND	ug/kg	7.7	1	09/01/20 10:50	09/01/20 11:53	127-18-4	
Toluene	ND	ug/kg	7.7	1	09/01/20 10:50	09/01/20 11:53	108-88-3	
1,2,3-Trichlorobenzene	ND	ug/kg	7.7	1	09/01/20 10:50	09/01/20 11:53	87-61-6	
1,2,4-Trichlorobenzene	ND	ug/kg	7.7	1	09/01/20 10:50	09/01/20 11:53	120-82-1	
1,1,1-Trichloroethane	ND	ug/kg	7.7	1	09/01/20 10:50	09/01/20 11:53	71-55-6	
1,1,2-Trichloroethane	ND	ug/kg	7.7	1	09/01/20 10:50	09/01/20 11:53	79-00-5	
Trichloroethene	ND	ug/kg	7.7	1	09/01/20 10:50	09/01/20 11:53	79-01-6	
Trichlorofluoromethane	ND	ug/kg	7.7	1	09/01/20 10:50	09/01/20 11:53	75-69-4	
1,2,3-Trichloropropane	ND	ug/kg	7.7	1	09/01/20 10:50	09/01/20 11:53	96-18-4	
1,2,4-Trimethylbenzene	ND	ug/kg	7.7	1	09/01/20 10:50	09/01/20 11:53	95-63-6	
1,3,5-Trimethylbenzene	ND	ug/kg	7.7	1	09/01/20 10:50	09/01/20 11:53	108-67-8	
Vinyl acetate	ND	ug/kg	77.1	1	09/01/20 10:50	09/01/20 11:53	108-05-4	
Vinyl chloride	ND	ug/kg	15.4	1	09/01/20 10:50	09/01/20 11:53	75-01-4	
Xylene (Total)	ND	ug/kg	15.4	1	09/01/20 10:50	09/01/20 11:53	1330-20-7	
m&p-Xylene	ND	ug/kg	15.4	1	09/01/20 10:50	09/01/20 11:53	179601-23-1	
o-Xylene	ND	ug/kg	7.7	1	09/01/20 10:50	09/01/20 11:53	95-47-6	
Surrogates								
Toluene-d8 (S)	101	%	70-130	1	09/01/20 10:50	09/01/20 11:53	2037-26-5	
4-Bromofluorobenzene (S)	102	%	70-130	1	09/01/20 10:50	09/01/20 11:53	460-00-4	
1,2-Dichloroethane-d4 (S)	105	%	70-132	1	09/01/20 10:50	09/01/20 11:53	17060-07-0	
Percent Moisture	Analytical Method: ASTM D2974-87 Pace Analytical Services - Charlotte							
Percent Moisture	**14.1**	%	0.10	1		08/31/20 17:36		
Total Solids 2540 G-2011	Analytical Method: SM 2540G Preparation Method: SM 2540 G Pace National - Mt. Juliet							
Total Solids	**85.1**	%		1	09/01/20 11:46	09/01/20 11:55		

REPORT OF LABORATORY ANALYSIS

This report shall not be reproduced, except in full,
without the written consent of Pace Analytical Services, LLC.

Pace Analytical Services, LLC
9800 Kincey Ave. Suite 100
Huntersville, NC 28078
(704)875-9092

ANALYTICAL RESULTS

Project: Colonial Pipeline (8/29-8/31)
Pace Project No.: 92493224

Sample: MW-6 (15-17.5) **Lab ID: 92493224002** Collected: 08/29/20 15:00 Received: 08/31/20 15:42 Matrix: Solid

Results reported on a "dry weight" basis and are adjusted for percent moisture, sample size and any dilutions.

Parameters	Results	Units	Report Limit	DF	Prepared	Analyzed	CAS No.	Qual
MADEPV	Analytical Method: MADEP VPH Preparation Method: MADEPV Pace National - Mt. Juliet							
Aliphatic (C05-C08)	ND	mg/kg	7.51	1	08/29/20 15:00	09/01/20 20:30		
Aliphatic (C09-C12)	ND	mg/kg	7.51	1	08/29/20 15:00	09/01/20 20:30		
Aromatic (C09-C10),Unadjusted	ND	mg/kg	7.51	1	08/29/20 15:00	09/01/20 20:30	TPHC9C10A	
Total VPH	ND	mg/kg	7.51	1	08/29/20 15:00	09/01/20 20:30	VPH	
Surrogates								
2,5-Dibromotoluene (FID)	97.3	%	70.0-130	1	08/29/20 15:00	09/01/20 20:30	615-59-8FID	
2,5-Dibromotoluene (PID)	90.8	%	70.0-130	1	08/29/20 15:00	09/01/20 20:30	615-59-8PID	
8260D/5035A/5030B Volatiles	Analytical Method: EPA 8260D Preparation Method: EPA 5035A/5030B Pace Analytical Services - Charlotte							
Acetone	ND	ug/kg	114	1	09/01/20 10:50	09/01/20 12:28	67-64-1	
Benzene	ND	ug/kg	5.7	1	09/01/20 10:50	09/01/20 12:28	71-43-2	
Bromobenzene	ND	ug/kg	5.7	1	09/01/20 10:50	09/01/20 12:28	108-86-1	
Bromochloromethane	ND	ug/kg	5.7	1	09/01/20 10:50	09/01/20 12:28	74-97-5	
Bromodichloromethane	ND	ug/kg	5.7	1	09/01/20 10:50	09/01/20 12:28	75-27-4	
Bromoform	ND	ug/kg	5.7	1	09/01/20 10:50	09/01/20 12:28	75-25-2	
Bromomethane	ND	ug/kg	11.4	1	09/01/20 10:50	09/01/20 12:28	74-83-9	
2-Butanone (MEK)	ND	ug/kg	114	1	09/01/20 10:50	09/01/20 12:28	78-93-3	
n-Butylbenzene	ND	ug/kg	5.7	1	09/01/20 10:50	09/01/20 12:28	104-51-8	
sec-Butylbenzene	ND	ug/kg	5.7	1	09/01/20 10:50	09/01/20 12:28	135-98-8	
tert-Butylbenzene	ND	ug/kg	5.7	1	09/01/20 10:50	09/01/20 12:28	98-06-6	
Carbon tetrachloride	ND	ug/kg	5.7	1	09/01/20 10:50	09/01/20 12:28	56-23-5	
Chlorobenzene	ND	ug/kg	5.7	1	09/01/20 10:50	09/01/20 12:28	108-90-7	
Chloroethane	ND	ug/kg	11.4	1	09/01/20 10:50	09/01/20 12:28	75-00-3	
Chloroform	ND	ug/kg	5.7	1	09/01/20 10:50	09/01/20 12:28	67-66-3	
Chloromethane	ND	ug/kg	11.4	1	09/01/20 10:50	09/01/20 12:28	74-87-3	
2-Chlorotoluene	ND	ug/kg	5.7	1	09/01/20 10:50	09/01/20 12:28	95-49-8	
4-Chlorotoluene	ND	ug/kg	5.7	1	09/01/20 10:50	09/01/20 12:28	106-43-4	
1,2-Dibromo-3-chloropropane	ND	ug/kg	5.7	1	09/01/20 10:50	09/01/20 12:28	96-12-8	
Dibromochloromethane	ND	ug/kg	5.7	1	09/01/20 10:50	09/01/20 12:28	124-48-1	
1,2-Dibromoethane (EDB)	ND	ug/kg	5.7	1	09/01/20 10:50	09/01/20 12:28	106-93-4	
Dibromomethane	ND	ug/kg	5.7	1	09/01/20 10:50	09/01/20 12:28	74-95-3	
1,2-Dichlorobenzene	ND	ug/kg	5.7	1	09/01/20 10:50	09/01/20 12:28	95-50-1	
1,3-Dichlorobenzene	ND	ug/kg	5.7	1	09/01/20 10:50	09/01/20 12:28	541-73-1	
1,4-Dichlorobenzene	ND	ug/kg	5.7	1	09/01/20 10:50	09/01/20 12:28	106-46-7	
Dichlorodifluoromethane	ND	ug/kg	11.4	1	09/01/20 10:50	09/01/20 12:28	75-71-8	L1,M0, v1
1,1-Dichloroethane	ND	ug/kg	5.7	1	09/01/20 10:50	09/01/20 12:28	75-34-3	
1,2-Dichloroethane	ND	ug/kg	5.7	1	09/01/20 10:50	09/01/20 12:28	107-06-2	
1,1-Dichloroethene	ND	ug/kg	5.7	1	09/01/20 10:50	09/01/20 12:28	75-35-4	M1
cis-1,2-Dichloroethene	ND	ug/kg	5.7	1	09/01/20 10:50	09/01/20 12:28	156-59-2	
trans-1,2-Dichloroethene	ND	ug/kg	5.7	1	09/01/20 10:50	09/01/20 12:28	156-60-5	
1,2-Dichloropropane	ND	ug/kg	5.7	1	09/01/20 10:50	09/01/20 12:28	78-87-5	
1,3-Dichloropropane	ND	ug/kg	5.7	1	09/01/20 10:50	09/01/20 12:28	142-28-9	
2,2-Dichloropropane	ND	ug/kg	5.7	1	09/01/20 10:50	09/01/20 12:28	594-20-7	

This report shall not be reproduced, except in full,
without the written consent of Pace Analytical Services, LLC.

Pace Analytical Services, LLC
9800 Kincey Ave. Suite 100
Huntersville, NC 28078
(704)875-9092

ANALYTICAL RESULTS

Project: Colonial Pipeline (8/29-8/31)
Pace Project No.: 92493224

Sample: MW-6 (15-17.5) **Lab ID: 92493224002** Collected: 08/29/20 15:00 Received: 08/31/20 15:42 Matrix: Solid

Results reported on a "dry weight" basis and are adjusted for percent moisture, sample size and any dilutions.

Parameters	Results	Units	Report Limit	DF	Prepared	Analyzed	CAS No.	Qual
8260D/5035A/5030B Volatiles	Analytical Method: EPA 8260D Preparation Method: EPA 5035A/5030B Pace Analytical Services - Charlotte							
1,1-Dichloropropene	ND	ug/kg	5.7	1	09/01/20 10:50	09/01/20 12:28	563-58-6	
cis-1,3-Dichloropropene	ND	ug/kg	5.7	1	09/01/20 10:50	09/01/20 12:28	10061-01-5	
trans-1,3-Dichloropropene	ND	ug/kg	5.7	1	09/01/20 10:50	09/01/20 12:28	10061-02-6	
Diisopropyl ether	ND	ug/kg	5.7	1	09/01/20 10:50	09/01/20 12:28	108-20-3	
Ethylbenzene	ND	ug/kg	5.7	1	09/01/20 10:50	09/01/20 12:28	100-41-4	
Hexachloro-1,3-butadiene	ND	ug/kg	5.7	1	09/01/20 10:50	09/01/20 12:28	87-68-3	
2-Hexanone	ND	ug/kg	56.8	1	09/01/20 10:50	09/01/20 12:28	591-78-6	
Isopropylbenzene (Cumene)	ND	ug/kg	5.7	1	09/01/20 10:50	09/01/20 12:28	98-82-8	
p-Isopropyltoluene	ND	ug/kg	5.7	1	09/01/20 10:50	09/01/20 12:28	99-87-6	
Methylene Chloride	ND	ug/kg	22.7	1	09/01/20 10:50	09/01/20 12:28	75-09-2	
4-Methyl-2-pentanone (MIBK)	ND	ug/kg	56.8	1	09/01/20 10:50	09/01/20 12:28	108-10-1	
Methyl-tert-butyl ether	ND	ug/kg	5.7	1	09/01/20 10:50	09/01/20 12:28	1634-04-4	
Naphthalene	ND	ug/kg	5.7	1	09/01/20 10:50	09/01/20 12:28	91-20-3	
n-Propylbenzene	ND	ug/kg	5.7	1	09/01/20 10:50	09/01/20 12:28	103-65-1	
Styrene	ND	ug/kg	5.7	1	09/01/20 10:50	09/01/20 12:28	100-42-5	
1,1,1,2-Tetrachloroethane	ND	ug/kg	5.7	1	09/01/20 10:50	09/01/20 12:28	630-20-6	
1,1,2,2-Tetrachloroethane	ND	ug/kg	5.7	1	09/01/20 10:50	09/01/20 12:28	79-34-5	
Tetrachloroethene	ND	ug/kg	5.7	1	09/01/20 10:50	09/01/20 12:28	127-18-4	
Toluene	ND	ug/kg	5.7	1	09/01/20 10:50	09/01/20 12:28	108-88-3	
1,2,3-Trichlorobenzene	ND	ug/kg	5.7	1	09/01/20 10:50	09/01/20 12:28	87-61-6	
1,2,4-Trichlorobenzene	ND	ug/kg	5.7	1	09/01/20 10:50	09/01/20 12:28	120-82-1	
1,1,1-Trichloroethane	ND	ug/kg	5.7	1	09/01/20 10:50	09/01/20 12:28	71-55-6	
1,1,2-Trichloroethane	ND	ug/kg	5.7	1	09/01/20 10:50	09/01/20 12:28	79-00-5	
Trichloroethene	ND	ug/kg	5.7	1	09/01/20 10:50	09/01/20 12:28	79-01-6	
Trichlorofluoromethane	ND	ug/kg	5.7	1	09/01/20 10:50	09/01/20 12:28	75-69-4	
1,2,3-Trichloropropane	ND	ug/kg	5.7	1	09/01/20 10:50	09/01/20 12:28	96-18-4	
1,2,4-Trimethylbenzene	ND	ug/kg	5.7	1	09/01/20 10:50	09/01/20 12:28	95-63-6	
1,3,5-Trimethylbenzene	ND	ug/kg	5.7	1	09/01/20 10:50	09/01/20 12:28	108-67-8	
Vinyl acetate	ND	ug/kg	56.8	1	09/01/20 10:50	09/01/20 12:28	108-05-4	
Vinyl chloride	ND	ug/kg	11.4	1	09/01/20 10:50	09/01/20 12:28	75-01-4	
Xylene (Total)	ND	ug/kg	11.4	1	09/01/20 10:50	09/01/20 12:28	1330-20-7	
m&p-Xylene	ND	ug/kg	11.4	1	09/01/20 10:50	09/01/20 12:28	179601-23-1	
o-Xylene	ND	ug/kg	5.7	1	09/01/20 10:50	09/01/20 12:28	95-47-6	
Surrogates								
Toluene-d8 (S)	101	%	70-130	1	09/01/20 10:50	09/01/20 12:28	2037-26-5	
4-Bromofluorobenzene (S)	102	%	70-130	1	09/01/20 10:50	09/01/20 12:28	460-00-4	
1,2-Dichloroethane-d4 (S)	102	%	70-132	1	09/01/20 10:50	09/01/20 12:28	17060-07-0	
Percent Moisture	Analytical Method: ASTM D2974-87 Pace Analytical Services - Charlotte							
Percent Moisture	**16.5**	%	0.10	1		08/31/20 17:36		
Total Solids 2540 G-2011	Analytical Method: SM 2540G Preparation Method: SM 2540 G Pace National - Mt. Juliet							
Total Solids	**80.4**	%		1	09/01/20 11:46	09/01/20 11:55		

REPORT OF LABORATORY ANALYSIS

This report shall not be reproduced, except in full,
without the written consent of Pace Analytical Services, LLC.

Pace Analytical Services, LLC
9800 Kincey Ave. Suite 100
Huntersville, NC 28078
(704)875-9092

ANALYTICAL RESULTS

Project: Colonial Pipeline (8/29-8/31)
Pace Project No.: 92493224

Sample: MW-7 (5-7.5) **Lab ID: 92493224003** Collected: 08/30/20 11:40 Received: 08/31/20 15:42 Matrix: Solid

Results reported on a "dry weight" basis and are adjusted for percent moisture, sample size and any dilutions.

Parameters	Results	Units	Report Limit	DF	Prepared	Analyzed	CAS No.	Qual
MADEPV	Analytical Method: MADEP VPH Preparation Method: MADEPV Pace National - Mt. Juliet							
Aliphatic (C05-C08)	ND	mg/kg	8.26	1	08/30/20 11:40	09/01/20 21:03		
Aliphatic (C09-C12)	ND	mg/kg	8.26	1	08/30/20 11:40	09/01/20 21:03		
Aromatic (C09-C10),Unadjusted	ND	mg/kg	8.26	1	08/30/20 11:40	09/01/20 21:03	TPHC9C10A	
Total VPH	ND	mg/kg	8.26	1	08/30/20 11:40	09/01/20 21:03	VPH	
Surrogates								
2,5-Dibromotoluene (FID)	94.9	%	70.0-130	1	08/30/20 11:40	09/01/20 21:03	615-59-8FID	
2,5-Dibromotoluene (PID)	87.7	%	70.0-130	1	08/30/20 11:40	09/01/20 21:03	615-59-8PID	
8260D/5035A/5030B Volatiles	Analytical Method: EPA 8260D Preparation Method: EPA 5035A/5030B Pace Analytical Services - Charlotte							
Acetone	ND	ug/kg	101	1	09/01/20 10:50	09/01/20 12:45	67-64-1	
Benzene	ND	ug/kg	5.0	1	09/01/20 10:50	09/01/20 12:45	71-43-2	
Bromobenzene	ND	ug/kg	5.0	1	09/01/20 10:50	09/01/20 12:45	108-86-1	
Bromochloromethane	ND	ug/kg	5.0	1	09/01/20 10:50	09/01/20 12:45	74-97-5	
Bromodichloromethane	ND	ug/kg	5.0	1	09/01/20 10:50	09/01/20 12:45	75-27-4	
Bromoform	ND	ug/kg	5.0	1	09/01/20 10:50	09/01/20 12:45	75-25-2	
Bromomethane	ND	ug/kg	10.1	1	09/01/20 10:50	09/01/20 12:45	74-83-9	
2-Butanone (MEK)	ND	ug/kg	101	1	09/01/20 10:50	09/01/20 12:45	78-93-3	
n-Butylbenzene	ND	ug/kg	5.0	1	09/01/20 10:50	09/01/20 12:45	104-51-8	
sec-Butylbenzene	ND	ug/kg	5.0	1	09/01/20 10:50	09/01/20 12:45	135-98-8	
tert-Butylbenzene	ND	ug/kg	5.0	1	09/01/20 10:50	09/01/20 12:45	98-06-6	
Carbon tetrachloride	ND	ug/kg	5.0	1	09/01/20 10:50	09/01/20 12:45	56-23-5	
Chlorobenzene	ND	ug/kg	5.0	1	09/01/20 10:50	09/01/20 12:45	108-90-7	
Chloroethane	ND	ug/kg	10.1	1	09/01/20 10:50	09/01/20 12:45	75-00-3	
Chloroform	ND	ug/kg	5.0	1	09/01/20 10:50	09/01/20 12:45	67-66-3	
Chloromethane	ND	ug/kg	10.1	1	09/01/20 10:50	09/01/20 12:45	74-87-3	
2-Chlorotoluene	ND	ug/kg	5.0	1	09/01/20 10:50	09/01/20 12:45	95-49-8	
4-Chlorotoluene	ND	ug/kg	5.0	1	09/01/20 10:50	09/01/20 12:45	106-43-4	
1,2-Dibromo-3-chloropropane	ND	ug/kg	5.0	1	09/01/20 10:50	09/01/20 12:45	96-12-8	
Dibromochloromethane	ND	ug/kg	5.0	1	09/01/20 10:50	09/01/20 12:45	124-48-1	
1,2-Dibromoethane (EDB)	ND	ug/kg	5.0	1	09/01/20 10:50	09/01/20 12:45	106-93-4	
Dibromomethane	ND	ug/kg	5.0	1	09/01/20 10:50	09/01/20 12:45	74-95-3	
1,2-Dichlorobenzene	ND	ug/kg	5.0	1	09/01/20 10:50	09/01/20 12:45	95-50-1	
1,3-Dichlorobenzene	ND	ug/kg	5.0	1	09/01/20 10:50	09/01/20 12:45	541-73-1	
1,4-Dichlorobenzene	ND	ug/kg	5.0	1	09/01/20 10:50	09/01/20 12:45	106-46-7	
Dichlorodifluoromethane	ND	ug/kg	10.1	1	09/01/20 10:50	09/01/20 12:45	75-71-8	L1,v1
1,1-Dichloroethane	ND	ug/kg	5.0	1	09/01/20 10:50	09/01/20 12:45	75-34-3	
1,2-Dichloroethane	ND	ug/kg	5.0	1	09/01/20 10:50	09/01/20 12:45	107-06-2	
1,1-Dichloroethene	ND	ug/kg	5.0	1	09/01/20 10:50	09/01/20 12:45	75-35-4	
cis-1,2-Dichloroethene	ND	ug/kg	5.0	1	09/01/20 10:50	09/01/20 12:45	156-59-2	
trans-1,2-Dichloroethene	ND	ug/kg	5.0	1	09/01/20 10:50	09/01/20 12:45	156-60-5	
1,2-Dichloropropane	ND	ug/kg	5.0	1	09/01/20 10:50	09/01/20 12:45	78-87-5	
1,3-Dichloropropane	ND	ug/kg	5.0	1	09/01/20 10:50	09/01/20 12:45	142-28-9	
2,2-Dichloropropane	ND	ug/kg	5.0	1	09/01/20 10:50	09/01/20 12:45	594-20-7	
1,1-Dichloropropene	ND	ug/kg	5.0	1	09/01/20 10:50	09/01/20 12:45	563-58-6	

REPORT OF LABORATORY ANALYSIS

This report shall not be reproduced, except in full,
without the written consent of Pace Analytical Services, LLC.

Pace Analytical Services, LLC
9800 Kincey Ave. Suite 100
Huntersville, NC 28078
(704)875-9092

ANALYTICAL RESULTS

Project: Colonial Pipeline (8/29-8/31)
Pace Project No.: 92493224

Sample: MW-7 (5-7.5) **Lab ID: 92493224003** Collected: 08/30/20 11:40 Received: 08/31/20 15:42 Matrix: Solid

Results reported on a "dry weight" basis and are adjusted for percent moisture, sample size and any dilutions.

Parameters	Results	Units	Report Limit	DF	Prepared	Analyzed	CAS No.	Qual
8260D/5035A/5030B Volatiles	Analytical Method: EPA 8260D Preparation Method: EPA 5035A/5030B Pace Analytical Services - Charlotte							
cis-1,3-Dichloropropene	ND	ug/kg	5.0	1	09/01/20 10:50	09/01/20 12:45	10061-01-5	
trans-1,3-Dichloropropene	ND	ug/kg	5.0	1	09/01/20 10:50	09/01/20 12:45	10061-02-6	
Diisopropyl ether	ND	ug/kg	5.0	1	09/01/20 10:50	09/01/20 12:45	108-20-3	
Ethylbenzene	ND	ug/kg	5.0	1	09/01/20 10:50	09/01/20 12:45	100-41-4	
Hexachloro-1,3-butadiene	ND	ug/kg	5.0	1	09/01/20 10:50	09/01/20 12:45	87-68-3	
2-Hexanone	ND	ug/kg	50.4	1	09/01/20 10:50	09/01/20 12:45	591-78-6	
Isopropylbenzene (Cumene)	ND	ug/kg	5.0	1	09/01/20 10:50	09/01/20 12:45	98-82-8	
p-Isopropyltoluene	ND	ug/kg	5.0	1	09/01/20 10:50	09/01/20 12:45	99-87-6	
Methylene Chloride	ND	ug/kg	20.2	1	09/01/20 10:50	09/01/20 12:45	75-09-2	
4-Methyl-2-pentanone (MIBK)	ND	ug/kg	50.4	1	09/01/20 10:50	09/01/20 12:45	108-10-1	
Methyl-tert-butyl ether	ND	ug/kg	5.0	1	09/01/20 10:50	09/01/20 12:45	1634-04-4	
Naphthalene	ND	ug/kg	5.0	1	09/01/20 10:50	09/01/20 12:45	91-20-3	
n-Propylbenzene	ND	ug/kg	5.0	1	09/01/20 10:50	09/01/20 12:45	103-65-1	
Styrene	ND	ug/kg	5.0	1	09/01/20 10:50	09/01/20 12:45	100-42-5	
1,1,1,2-Tetrachloroethane	ND	ug/kg	5.0	1	09/01/20 10:50	09/01/20 12:45	630-20-6	
1,1,2,2-Tetrachloroethane	ND	ug/kg	5.0	1	09/01/20 10:50	09/01/20 12:45	79-34-5	
Tetrachloroethene	ND	ug/kg	5.0	1	09/01/20 10:50	09/01/20 12:45	127-18-4	
Toluene	ND	ug/kg	5.0	1	09/01/20 10:50	09/01/20 12:45	108-88-3	
1,2,3-Trichlorobenzene	ND	ug/kg	5.0	1	09/01/20 10:50	09/01/20 12:45	87-61-6	
1,2,4-Trichlorobenzene	ND	ug/kg	5.0	1	09/01/20 10:50	09/01/20 12:45	120-82-1	
1,1,1-Trichloroethane	ND	ug/kg	5.0	1	09/01/20 10:50	09/01/20 12:45	71-55-6	
1,1,2-Trichloroethane	ND	ug/kg	5.0	1	09/01/20 10:50	09/01/20 12:45	79-00-5	
Trichloroethene	ND	ug/kg	5.0	1	09/01/20 10:50	09/01/20 12:45	79-01-6	
Trichlorofluoromethane	ND	ug/kg	5.0	1	09/01/20 10:50	09/01/20 12:45	75-69-4	
1,2,3-Trichloropropane	ND	ug/kg	5.0	1	09/01/20 10:50	09/01/20 12:45	96-18-4	
1,2,4-Trimethylbenzene	ND	ug/kg	5.0	1	09/01/20 10:50	09/01/20 12:45	95-63-6	
1,3,5-Trimethylbenzene	ND	ug/kg	5.0	1	09/01/20 10:50	09/01/20 12:45	108-67-8	
Vinyl acetate	ND	ug/kg	50.4	1	09/01/20 10:50	09/01/20 12:45	108-05-4	
Vinyl chloride	ND	ug/kg	10.1	1	09/01/20 10:50	09/01/20 12:45	75-01-4	
Xylene (Total)	ND	ug/kg	10.1	1	09/01/20 10:50	09/01/20 12:45	1330-20-7	
m&p-Xylene	ND	ug/kg	10.1	1	09/01/20 10:50	09/01/20 12:45	179601-23-1	
o-Xylene	ND	ug/kg	5.0	1	09/01/20 10:50	09/01/20 12:45	95-47-6	
Surrogates								
Toluene-d8 (S)	101	%	70-130	1	09/01/20 10:50	09/01/20 12:45	2037-26-5	
4-Bromofluorobenzene (S)	101	%	70-130	1	09/01/20 10:50	09/01/20 12:45	460-00-4	
1,2-Dichloroethane-d4 (S)	104	%	70-132	1	09/01/20 10:50	09/01/20 12:45	17060-07-0	
Percent Moisture	Analytical Method: ASTM D2974-87 Pace Analytical Services - Charlotte							
Percent Moisture	**22.7**	%	0.10	1		08/31/20 17:37		
Total Solids 2540 G-2011	Analytical Method: SM 2540G Preparation Method: SM 2540 G Pace National - Mt. Juliet							
Total Solids	**79.0**	%		1	09/01/20 11:46	09/01/20 11:55		

REPORT OF LABORATORY ANALYSIS

This report shall not be reproduced, except in full,
without the written consent of Pace Analytical Services, LLC.

Pace Analytical Services, LLC
9800 Kincey Ave. Suite 100
Huntersville, NC 28078
(704)875-9092

ANALYTICAL RESULTS

Project: Colonial Pipeline (8/29-8/31)
Pace Project No.: 92493224

Sample: MW-7 (15-17.5) **Lab ID: 92493224004** Collected: 08/30/20 11:50 Received: 08/31/20 15:42 Matrix: Solid

Results reported on a "dry weight" basis and are adjusted for percent moisture, sample size and any dilutions.

Parameters	Results	Units	Report Limit	DF	Prepared	Analyzed	CAS No.	Qual
MADEPV	Analytical Method: MADEP VPH Preparation Method: MADEPV Pace National - Mt. Juliet							
Aliphatic (C05-C08)	ND	mg/kg	6.96	1	08/30/20 11:50	09/01/20 21:37		
Aliphatic (C09-C12)	ND	mg/kg	6.96	1	08/30/20 11:50	09/01/20 21:37		
Aromatic (C09-C10),Unadjusted	ND	mg/kg	6.96	1	08/30/20 11:50	09/01/20 21:37	TPHC9C10A	
Total VPH	ND	mg/kg	6.96	1	08/30/20 11:50	09/01/20 21:37	VPH	
Surrogates								
2,5-Dibromotoluene (FID)	95.2	%	70.0-130	1	08/30/20 11:50	09/01/20 21:37	615-59-8FID	
2,5-Dibromotoluene (PID)	89.9	%	70.0-130	1	08/30/20 11:50	09/01/20 21:37	615-59-8PID	
8260D/5035A/5030B Volatiles	Analytical Method: EPA 8260D Preparation Method: EPA 5035A/5030B Pace Analytical Services - Charlotte							
Acetone	ND	ug/kg	103	1	09/01/20 10:50	09/01/20 13:03	67-64-1	
Benzene	ND	ug/kg	5.1	1	09/01/20 10:50	09/01/20 13:03	71-43-2	
Bromobenzene	ND	ug/kg	5.1	1	09/01/20 10:50	09/01/20 13:03	108-86-1	
Bromochloromethane	ND	ug/kg	5.1	1	09/01/20 10:50	09/01/20 13:03	74-97-5	
Bromodichloromethane	ND	ug/kg	5.1	1	09/01/20 10:50	09/01/20 13:03	75-27-4	
Bromoform	ND	ug/kg	5.1	1	09/01/20 10:50	09/01/20 13:03	75-25-2	
Bromomethane	ND	ug/kg	10.3	1	09/01/20 10:50	09/01/20 13:03	74-83-9	
2-Butanone (MEK)	ND	ug/kg	103	1	09/01/20 10:50	09/01/20 13:03	78-93-3	
n-Butylbenzene	ND	ug/kg	5.1	1	09/01/20 10:50	09/01/20 13:03	104-51-8	
sec-Butylbenzene	ND	ug/kg	5.1	1	09/01/20 10:50	09/01/20 13:03	135-98-8	
tert-Butylbenzene	ND	ug/kg	5.1	1	09/01/20 10:50	09/01/20 13:03	98-06-6	
Carbon tetrachloride	ND	ug/kg	5.1	1	09/01/20 10:50	09/01/20 13:03	56-23-5	
Chlorobenzene	ND	ug/kg	5.1	1	09/01/20 10:50	09/01/20 13:03	108-90-7	
Chloroethane	ND	ug/kg	10.3	1	09/01/20 10:50	09/01/20 13:03	75-00-3	
Chloroform	ND	ug/kg	5.1	1	09/01/20 10:50	09/01/20 13:03	67-66-3	
Chloromethane	ND	ug/kg	10.3	1	09/01/20 10:50	09/01/20 13:03	74-87-3	
2-Chlorotoluene	ND	ug/kg	5.1	1	09/01/20 10:50	09/01/20 13:03	95-49-8	
4-Chlorotoluene	ND	ug/kg	5.1	1	09/01/20 10:50	09/01/20 13:03	106-43-4	
1,2-Dibromo-3-chloropropane	ND	ug/kg	5.1	1	09/01/20 10:50	09/01/20 13:03	96-12-8	
Dibromochloromethane	ND	ug/kg	5.1	1	09/01/20 10:50	09/01/20 13:03	124-48-1	
1,2-Dibromoethane (EDB)	ND	ug/kg	5.1	1	09/01/20 10:50	09/01/20 13:03	106-93-4	
Dibromomethane	ND	ug/kg	5.1	1	09/01/20 10:50	09/01/20 13:03	74-95-3	
1,2-Dichlorobenzene	ND	ug/kg	5.1	1	09/01/20 10:50	09/01/20 13:03	95-50-1	
1,3-Dichlorobenzene	ND	ug/kg	5.1	1	09/01/20 10:50	09/01/20 13:03	541-73-1	
1,4-Dichlorobenzene	ND	ug/kg	5.1	1	09/01/20 10:50	09/01/20 13:03	106-46-7	
Dichlorodifluoromethane	ND	ug/kg	10.3	1	09/01/20 10:50	09/01/20 13:03	75-71-8	L1,v1
1,1-Dichloroethane	ND	ug/kg	5.1	1	09/01/20 10:50	09/01/20 13:03	75-34-3	
1,2-Dichloroethane	ND	ug/kg	5.1	1	09/01/20 10:50	09/01/20 13:03	107-06-2	
1,1-Dichloroethene	ND	ug/kg	5.1	1	09/01/20 10:50	09/01/20 13:03	75-35-4	
cis-1,2-Dichloroethene	ND	ug/kg	5.1	1	09/01/20 10:50	09/01/20 13:03	156-59-2	
trans-1,2-Dichloroethene	ND	ug/kg	5.1	1	09/01/20 10:50	09/01/20 13:03	156-60-5	
1,2-Dichloropropane	ND	ug/kg	5.1	1	09/01/20 10:50	09/01/20 13:03	78-87-5	
1,3-Dichloropropane	ND	ug/kg	5.1	1	09/01/20 10:50	09/01/20 13:03	142-28-9	
2,2-Dichloropropane	ND	ug/kg	5.1	1	09/01/20 10:50	09/01/20 13:03	594-20-7	
1,1-Dichloropropene	ND	ug/kg	5.1	1	09/01/20 10:50	09/01/20 13:03	563-58-6	

REPORT OF LABORATORY ANALYSIS

This report shall not be reproduced, except in full,
without the written consent of Pace Analytical Services, LLC.

Pace Analytical Services, LLC
9800 Kincey Ave. Suite 100
Huntersville, NC 28078
(704)875-9092

ANALYTICAL RESULTS

Project: Colonial Pipeline (8/29-8/31)
Pace Project No.: 92493224

Sample: MW-7 (15-17.5) **Lab ID: 92493224004** Collected: 08/30/20 11:50 Received: 08/31/20 15:42 Matrix: Solid

Results reported on a "dry weight" basis and are adjusted for percent moisture, sample size and any dilutions.

Parameters	Results	Units	Report Limit	DF	Prepared	Analyzed	CAS No.	Qual
8260D/5035A/5030B Volatiles	Analytical Method: EPA 8260D Preparation Method: EPA 5035A/5030B Pace Analytical Services - Charlotte							
cis-1,3-Dichloropropene	ND	ug/kg	5.1	1	09/01/20 10:50	09/01/20 13:03	10061-01-5	
trans-1,3-Dichloropropene	ND	ug/kg	5.1	1	09/01/20 10:50	09/01/20 13:03	10061-02-6	
Diisopropyl ether	ND	ug/kg	5.1	1	09/01/20 10:50	09/01/20 13:03	108-20-3	
Ethylbenzene	ND	ug/kg	5.1	1	09/01/20 10:50	09/01/20 13:03	100-41-4	
Hexachloro-1,3-butadiene	ND	ug/kg	5.1	1	09/01/20 10:50	09/01/20 13:03	87-68-3	
2-Hexanone	ND	ug/kg	51.3	1	09/01/20 10:50	09/01/20 13:03	591-78-6	
Isopropylbenzene (Cumene)	ND	ug/kg	5.1	1	09/01/20 10:50	09/01/20 13:03	98-82-8	
p-Isopropyltoluene	ND	ug/kg	5.1	1	09/01/20 10:50	09/01/20 13:03	99-87-6	
Methylene Chloride	ND	ug/kg	20.5	1	09/01/20 10:50	09/01/20 13:03	75-09-2	
4-Methyl-2-pentanone (MIBK)	ND	ug/kg	51.3	1	09/01/20 10:50	09/01/20 13:03	108-10-1	
Methyl-tert-butyl ether	ND	ug/kg	5.1	1	09/01/20 10:50	09/01/20 13:03	1634-04-4	
Naphthalene	ND	ug/kg	5.1	1	09/01/20 10:50	09/01/20 13:03	91-20-3	
n-Propylbenzene	ND	ug/kg	5.1	1	09/01/20 10:50	09/01/20 13:03	103-65-1	
Styrene	ND	ug/kg	5.1	1	09/01/20 10:50	09/01/20 13:03	100-42-5	
1,1,1,2-Tetrachloroethane	ND	ug/kg	5.1	1	09/01/20 10:50	09/01/20 13:03	630-20-6	
1,1,2,2-Tetrachloroethane	ND	ug/kg	5.1	1	09/01/20 10:50	09/01/20 13:03	79-34-5	
Tetrachloroethene	ND	ug/kg	5.1	1	09/01/20 10:50	09/01/20 13:03	127-18-4	
Toluene	ND	ug/kg	5.1	1	09/01/20 10:50	09/01/20 13:03	108-88-3	
1,2,3-Trichlorobenzene	ND	ug/kg	5.1	1	09/01/20 10:50	09/01/20 13:03	87-61-6	
1,2,4-Trichlorobenzene	ND	ug/kg	5.1	1	09/01/20 10:50	09/01/20 13:03	120-82-1	
1,1,1-Trichloroethane	ND	ug/kg	5.1	1	09/01/20 10:50	09/01/20 13:03	71-55-6	
1,1,2-Trichloroethane	ND	ug/kg	5.1	1	09/01/20 10:50	09/01/20 13:03	79-00-5	
Trichloroethene	ND	ug/kg	5.1	1	09/01/20 10:50	09/01/20 13:03	79-01-6	
Trichlorofluoromethane	ND	ug/kg	5.1	1	09/01/20 10:50	09/01/20 13:03	75-69-4	
1,2,3-Trichloropropane	ND	ug/kg	5.1	1	09/01/20 10:50	09/01/20 13:03	96-18-4	
1,2,4-Trimethylbenzene	ND	ug/kg	5.1	1	09/01/20 10:50	09/01/20 13:03	95-63-6	
1,3,5-Trimethylbenzene	ND	ug/kg	5.1	1	09/01/20 10:50	09/01/20 13:03	108-67-8	
Vinyl acetate	ND	ug/kg	51.3	1	09/01/20 10:50	09/01/20 13:03	108-05-4	
Vinyl chloride	ND	ug/kg	10.3	1	09/01/20 10:50	09/01/20 13:03	75-01-4	
Xylene (Total)	ND	ug/kg	10.3	1	09/01/20 10:50	09/01/20 13:03	1330-20-7	
m&p-Xylene	ND	ug/kg	10.3	1	09/01/20 10:50	09/01/20 13:03	179601-23-1	
o-Xylene	ND	ug/kg	5.1	1	09/01/20 10:50	09/01/20 13:03	95-47-6	
Surrogates								
Toluene-d8 (S)	103	%	70-130	1	09/01/20 10:50	09/01/20 13:03	2037-26-5	
4-Bromofluorobenzene (S)	102	%	70-130	1	09/01/20 10:50	09/01/20 13:03	460-00-4	
1,2-Dichloroethane-d4 (S)	104	%	70-132	1	09/01/20 10:50	09/01/20 13:03	17060-07-0	
Percent Moisture	Analytical Method: ASTM D2974-87 Pace Analytical Services - Charlotte							
Percent Moisture	**14.9**	%	0.10	1		08/31/20 17:37		
Total Solids 2540 G-2011	Analytical Method: SM 2540G Preparation Method: SM 2540 G Pace National - Mt. Juliet							
Total Solids	**85.0**	%		1	09/01/20 11:46	09/01/20 11:55		

REPORT OF LABORATORY ANALYSIS

This report shall not be reproduced, except in full,
without the written consent of Pace Analytical Services, LLC.

Pace Analytical Services, LLC
9800 Kincey Ave. Suite 100
Huntersville, NC 28078
(704)875-9092

ANALYTICAL RESULTS

Project: Colonial Pipeline (8/29-8/31)
Pace Project No.: 92493224

Sample: MW-9 (7.5-10) **Lab ID: 92493224005** Collected: 08/31/20 13:00 Received: 08/31/20 15:42 Matrix: Solid

Results reported on a "dry weight" basis and are adjusted for percent moisture, sample size and any dilutions.

Parameters	Results	Units	Report Limit	DF	Prepared	Analyzed	CAS No.	Qual
MADEPV	Analytical Method: MADEP VPH Preparation Method: MADEPV Pace National - Mt. Juliet							
Aliphatic (C05-C08)	ND	mg/kg	8.39	1	08/31/20 13:00	09/01/20 22:10		
Aliphatic (C09-C12)	ND	mg/kg	8.39	1	08/31/20 13:00	09/01/20 22:10		
Aromatic (C09-C10),Unadjusted	ND	mg/kg	8.39	1	08/31/20 13:00	09/01/20 22:10	TPHC9C10A	
Total VPH	ND	mg/kg	8.39	1	08/31/20 13:00	09/01/20 22:10	VPH	
Surrogates								
2,5-Dibromotoluene (FID)	93.2	%	70.0-130	1	08/31/20 13:00	09/01/20 22:10	615-59-8FID	
2,5-Dibromotoluene (PID)	87.5	%	70.0-130	1	08/31/20 13:00	09/01/20 22:10	615-59-8PID	
8260D/5035A/5030B Volatiles	Analytical Method: EPA 8260D Preparation Method: EPA 5035A/5030B Pace Analytical Services - Charlotte							
Acetone	ND	ug/kg	108	1	09/01/20 10:50	09/01/20 13:20	67-64-1	
Benzene	ND	ug/kg	5.4	1	09/01/20 10:50	09/01/20 13:20	71-43-2	
Bromobenzene	ND	ug/kg	5.4	1	09/01/20 10:50	09/01/20 13:20	108-86-1	
Bromochloromethane	ND	ug/kg	5.4	1	09/01/20 10:50	09/01/20 13:20	74-97-5	
Bromodichloromethane	ND	ug/kg	5.4	1	09/01/20 10:50	09/01/20 13:20	75-27-4	
Bromoform	ND	ug/kg	5.4	1	09/01/20 10:50	09/01/20 13:20	75-25-2	
Bromomethane	ND	ug/kg	10.8	1	09/01/20 10:50	09/01/20 13:20	74-83-9	
2-Butanone (MEK)	ND	ug/kg	108	1	09/01/20 10:50	09/01/20 13:20	78-93-3	
n-Butylbenzene	ND	ug/kg	5.4	1	09/01/20 10:50	09/01/20 13:20	104-51-8	
sec-Butylbenzene	ND	ug/kg	5.4	1	09/01/20 10:50	09/01/20 13:20	135-98-8	
tert-Butylbenzene	ND	ug/kg	5.4	1	09/01/20 10:50	09/01/20 13:20	98-06-6	
Carbon tetrachloride	ND	ug/kg	5.4	1	09/01/20 10:50	09/01/20 13:20	56-23-5	
Chlorobenzene	ND	ug/kg	5.4	1	09/01/20 10:50	09/01/20 13:20	108-90-7	
Chloroethane	ND	ug/kg	10.8	1	09/01/20 10:50	09/01/20 13:20	75-00-3	
Chloroform	ND	ug/kg	5.4	1	09/01/20 10:50	09/01/20 13:20	67-66-3	
Chloromethane	ND	ug/kg	10.8	1	09/01/20 10:50	09/01/20 13:20	74-87-3	
2-Chlorotoluene	ND	ug/kg	5.4	1	09/01/20 10:50	09/01/20 13:20	95-49-8	
4-Chlorotoluene	ND	ug/kg	5.4	1	09/01/20 10:50	09/01/20 13:20	106-43-4	
1,2-Dibromo-3-chloropropane	ND	ug/kg	5.4	1	09/01/20 10:50	09/01/20 13:20	96-12-8	
Dibromochloromethane	ND	ug/kg	5.4	1	09/01/20 10:50	09/01/20 13:20	124-48-1	
1,2-Dibromoethane (EDB)	ND	ug/kg	5.4	1	09/01/20 10:50	09/01/20 13:20	106-93-4	
Dibromomethane	ND	ug/kg	5.4	1	09/01/20 10:50	09/01/20 13:20	74-95-3	
1,2-Dichlorobenzene	ND	ug/kg	5.4	1	09/01/20 10:50	09/01/20 13:20	95-50-1	
1,3-Dichlorobenzene	ND	ug/kg	5.4	1	09/01/20 10:50	09/01/20 13:20	541-73-1	
1,4-Dichlorobenzene	ND	ug/kg	5.4	1	09/01/20 10:50	09/01/20 13:20	106-46-7	
Dichlorodifluoromethane	ND	ug/kg	10.8	1	09/01/20 10:50	09/01/20 13:20	75-71-8	L1,v1
1,1-Dichloroethane	ND	ug/kg	5.4	1	09/01/20 10:50	09/01/20 13:20	75-34-3	
1,2-Dichloroethane	ND	ug/kg	5.4	1	09/01/20 10:50	09/01/20 13:20	107-06-2	
1,1-Dichloroethene	ND	ug/kg	5.4	1	09/01/20 10:50	09/01/20 13:20	75-35-4	
cis-1,2-Dichloroethene	ND	ug/kg	5.4	1	09/01/20 10:50	09/01/20 13:20	156-59-2	
trans-1,2-Dichloroethene	ND	ug/kg	5.4	1	09/01/20 10:50	09/01/20 13:20	156-60-5	
1,2-Dichloropropane	ND	ug/kg	5.4	1	09/01/20 10:50	09/01/20 13:20	78-87-5	
1,3-Dichloropropane	ND	ug/kg	5.4	1	09/01/20 10:50	09/01/20 13:20	142-28-9	
2,2-Dichloropropane	ND	ug/kg	5.4	1	09/01/20 10:50	09/01/20 13:20	594-20-7	
1,1-Dichloropropene	ND	ug/kg	5.4	1	09/01/20 10:50	09/01/20 13:20	563-58-6	

REPORT OF LABORATORY ANALYSIS

This report shall not be reproduced, except in full,
without the written consent of Pace Analytical Services, LLC.

Pace Analytical Services, LLC
9800 Kincey Ave. Suite 100
Huntersville, NC 28078
(704)875-9092

ANALYTICAL RESULTS

Project: Colonial Pipeline (8/29-8/31)
Pace Project No.: 92493224

Sample: MW-9 (7.5-10) **Lab ID: 92493224005** Collected: 08/31/20 13:00 Received: 08/31/20 15:42 Matrix: Solid

Results reported on a "dry weight" basis and are adjusted for percent moisture, sample size and any dilutions.

Parameters	Results	Units	Report Limit	DF	Prepared	Analyzed	CAS No.	Qual
8260D/5035A/5030B Volatiles	Analytical Method: EPA 8260D Preparation Method: EPA 5035A/5030B Pace Analytical Services - Charlotte							
cis-1,3-Dichloropropene	ND	ug/kg	5.4	1	09/01/20 10:50	09/01/20 13:20	10061-01-5	
trans-1,3-Dichloropropene	ND	ug/kg	5.4	1	09/01/20 10:50	09/01/20 13:20	10061-02-6	
Diisopropyl ether	ND	ug/kg	5.4	1	09/01/20 10:50	09/01/20 13:20	108-20-3	
Ethylbenzene	ND	ug/kg	5.4	1	09/01/20 10:50	09/01/20 13:20	100-41-4	
Hexachloro-1,3-butadiene	ND	ug/kg	5.4	1	09/01/20 10:50	09/01/20 13:20	87-68-3	
2-Hexanone	ND	ug/kg	53.9	1	09/01/20 10:50	09/01/20 13:20	591-78-6	
Isopropylbenzene (Cumene)	ND	ug/kg	5.4	1	09/01/20 10:50	09/01/20 13:20	98-82-8	
p-Isopropyltoluene	ND	ug/kg	5.4	1	09/01/20 10:50	09/01/20 13:20	99-87-6	
Methylene Chloride	ND	ug/kg	21.5	1	09/01/20 10:50	09/01/20 13:20	75-09-2	
4-Methyl-2-pentanone (MIBK)	ND	ug/kg	53.9	1	09/01/20 10:50	09/01/20 13:20	108-10-1	
Methyl-tert-butyl ether	ND	ug/kg	5.4	1	09/01/20 10:50	09/01/20 13:20	1634-04-4	
Naphthalene	ND	ug/kg	5.4	1	09/01/20 10:50	09/01/20 13:20	91-20-3	
n-Propylbenzene	ND	ug/kg	5.4	1	09/01/20 10:50	09/01/20 13:20	103-65-1	
Styrene	ND	ug/kg	5.4	1	09/01/20 10:50	09/01/20 13:20	100-42-5	
1,1,1,2-Tetrachloroethane	ND	ug/kg	5.4	1	09/01/20 10:50	09/01/20 13:20	630-20-6	
1,1,2,2-Tetrachloroethane	ND	ug/kg	5.4	1	09/01/20 10:50	09/01/20 13:20	79-34-5	
Tetrachloroethene	ND	ug/kg	5.4	1	09/01/20 10:50	09/01/20 13:20	127-18-4	
Toluene	ND	ug/kg	5.4	1	09/01/20 10:50	09/01/20 13:20	108-88-3	
1,2,3-Trichlorobenzene	ND	ug/kg	5.4	1	09/01/20 10:50	09/01/20 13:20	87-61-6	
1,2,4-Trichlorobenzene	ND	ug/kg	5.4	1	09/01/20 10:50	09/01/20 13:20	120-82-1	
1,1,1-Trichloroethane	ND	ug/kg	5.4	1	09/01/20 10:50	09/01/20 13:20	71-55-6	
1,1,2-Trichloroethane	ND	ug/kg	5.4	1	09/01/20 10:50	09/01/20 13:20	79-00-5	
Trichloroethene	ND	ug/kg	5.4	1	09/01/20 10:50	09/01/20 13:20	79-01-6	
Trichlorofluoromethane	ND	ug/kg	5.4	1	09/01/20 10:50	09/01/20 13:20	75-69-4	
1,2,3-Trichloropropane	ND	ug/kg	5.4	1	09/01/20 10:50	09/01/20 13:20	96-18-4	
1,2,4-Trimethylbenzene	ND	ug/kg	5.4	1	09/01/20 10:50	09/01/20 13:20	95-63-6	
1,3,5-Trimethylbenzene	ND	ug/kg	5.4	1	09/01/20 10:50	09/01/20 13:20	108-67-8	
Vinyl acetate	ND	ug/kg	53.9	1	09/01/20 10:50	09/01/20 13:20	108-05-4	
Vinyl chloride	ND	ug/kg	10.8	1	09/01/20 10:50	09/01/20 13:20	75-01-4	
Xylene (Total)	ND	ug/kg	10.8	1	09/01/20 10:50	09/01/20 13:20	1330-20-7	
m&p-Xylene	ND	ug/kg	10.8	1	09/01/20 10:50	09/01/20 13:20	179601-23-1	
o-Xylene	ND	ug/kg	5.4	1	09/01/20 10:50	09/01/20 13:20	95-47-6	
Surrogates								
Toluene-d8 (S)	101	%	70-130	1	09/01/20 10:50	09/01/20 13:20	2037-26-5	
4-Bromofluorobenzene (S)	101	%	70-130	1	09/01/20 10:50	09/01/20 13:20	460-00-4	
1,2-Dichloroethane-d4 (S)	104	%	70-132	1	09/01/20 10:50	09/01/20 13:20	17060-07-0	
Percent Moisture	Analytical Method: ASTM D2974-87 Pace Analytical Services - Charlotte							
Percent Moisture	**21.7**	%	0.10	1		08/31/20 17:37		
Total Solids 2540 G-2011	Analytical Method: SM 2540G Preparation Method: SM 2540 G Pace National - Mt. Juliet							
Total Solids	**77.3**	%		1	09/01/20 11:46	09/01/20 11:55		

REPORT OF LABORATORY ANALYSIS

This report shall not be reproduced, except in full,
without the written consent of Pace Analytical Services, LLC.

Pace Analytical Services, LLC
9800 Kincey Ave. Suite 100
Huntersville, NC 28078
(704)875-9092

ANALYTICAL RESULTS

Project: Colonial Pipeline (8/29-8/31)
Pace Project No.: 92493224

Sample: MW-9 (20-22.5) **Lab ID: 92493224006** Collected: 08/31/20 13:10 Received: 08/31/20 15:42 Matrix: Solid

Results reported on a "dry weight" basis and are adjusted for percent moisture, sample size and any dilutions.

Parameters	Results	Units	Report Limit	DF	Prepared	Analyzed	CAS No.	Qual
MADEPV	Analytical Method: MADEP VPH Preparation Method: MADEPV Pace National - Mt. Juliet							
Aliphatic (C05-C08)	ND	mg/kg	7.53	1	08/31/20 13:10	09/01/20 22:43		
Aliphatic (C09-C12)	ND	mg/kg	7.53	1	08/31/20 13:10	09/01/20 22:43		
Aromatic (C09-C10),Unadjusted	ND	mg/kg	7.53	1	08/31/20 13:10	09/01/20 22:43	TPHC9C10A	
Total VPH	ND	mg/kg	7.53	1	08/31/20 13:10	09/01/20 22:43	VPH	
Surrogates								
2,5-Dibromotoluene (FID)	94.1	%	70.0-130	1	08/31/20 13:10	09/01/20 22:43	615-59-8FID	
2,5-Dibromotoluene (PID)	90.3	%	70.0-130	1	08/31/20 13:10	09/01/20 22:43	615-59-8PID	
8260D/5035A/5030B Volatiles	Analytical Method: EPA 8260D Preparation Method: EPA 5035A/5030B Pace Analytical Services - Charlotte							
Acetone	ND	ug/kg	97.8	1	09/01/20 10:50	09/01/20 13:37	67-64-1	
Benzene	ND	ug/kg	4.9	1	09/01/20 10:50	09/01/20 13:37	71-43-2	
Bromobenzene	ND	ug/kg	4.9	1	09/01/20 10:50	09/01/20 13:37	108-86-1	
Bromochloromethane	ND	ug/kg	4.9	1	09/01/20 10:50	09/01/20 13:37	74-97-5	
Bromodichloromethane	ND	ug/kg	4.9	1	09/01/20 10:50	09/01/20 13:37	75-27-4	
Bromoform	ND	ug/kg	4.9	1	09/01/20 10:50	09/01/20 13:37	75-25-2	
Bromomethane	ND	ug/kg	9.8	1	09/01/20 10:50	09/01/20 13:37	74-83-9	
2-Butanone (MEK)	ND	ug/kg	97.8	1	09/01/20 10:50	09/01/20 13:37	78-93-3	
n-Butylbenzene	ND	ug/kg	4.9	1	09/01/20 10:50	09/01/20 13:37	104-51-8	
sec-Butylbenzene	ND	ug/kg	4.9	1	09/01/20 10:50	09/01/20 13:37	135-98-8	
tert-Butylbenzene	ND	ug/kg	4.9	1	09/01/20 10:50	09/01/20 13:37	98-06-6	
Carbon tetrachloride	ND	ug/kg	4.9	1	09/01/20 10:50	09/01/20 13:37	56-23-5	
Chlorobenzene	ND	ug/kg	4.9	1	09/01/20 10:50	09/01/20 13:37	108-90-7	
Chloroethane	ND	ug/kg	9.8	1	09/01/20 10:50	09/01/20 13:37	75-00-3	
Chloroform	ND	ug/kg	4.9	1	09/01/20 10:50	09/01/20 13:37	67-66-3	
Chloromethane	ND	ug/kg	9.8	1	09/01/20 10:50	09/01/20 13:37	74-87-3	
2-Chlorotoluene	ND	ug/kg	4.9	1	09/01/20 10:50	09/01/20 13:37	95-49-8	
4-Chlorotoluene	ND	ug/kg	4.9	1	09/01/20 10:50	09/01/20 13:37	106-43-4	
1,2-Dibromo-3-chloropropane	ND	ug/kg	4.9	1	09/01/20 10:50	09/01/20 13:37	96-12-8	
Dibromochloromethane	ND	ug/kg	4.9	1	09/01/20 10:50	09/01/20 13:37	124-48-1	
1,2-Dibromoethane (EDB)	ND	ug/kg	4.9	1	09/01/20 10:50	09/01/20 13:37	106-93-4	
Dibromomethane	ND	ug/kg	4.9	1	09/01/20 10:50	09/01/20 13:37	74-95-3	
1,2-Dichlorobenzene	ND	ug/kg	4.9	1	09/01/20 10:50	09/01/20 13:37	95-50-1	
1,3-Dichlorobenzene	ND	ug/kg	4.9	1	09/01/20 10:50	09/01/20 13:37	541-73-1	
1,4-Dichlorobenzene	ND	ug/kg	4.9	1	09/01/20 10:50	09/01/20 13:37	106-46-7	
Dichlorodifluoromethane	ND	ug/kg	9.8	1	09/01/20 10:50	09/01/20 13:37	75-71-8	L1,v1
1,1-Dichloroethane	ND	ug/kg	4.9	1	09/01/20 10:50	09/01/20 13:37	75-34-3	
1,2-Dichloroethane	ND	ug/kg	4.9	1	09/01/20 10:50	09/01/20 13:37	107-06-2	
1,1-Dichloroethene	ND	ug/kg	4.9	1	09/01/20 10:50	09/01/20 13:37	75-35-4	
cis-1,2-Dichloroethene	ND	ug/kg	4.9	1	09/01/20 10:50	09/01/20 13:37	156-59-2	
trans-1,2-Dichloroethene	ND	ug/kg	4.9	1	09/01/20 10:50	09/01/20 13:37	156-60-5	
1,2-Dichloropropane	ND	ug/kg	4.9	1	09/01/20 10:50	09/01/20 13:37	78-87-5	
1,3-Dichloropropane	ND	ug/kg	4.9	1	09/01/20 10:50	09/01/20 13:37	142-28-9	
2,2-Dichloropropane	ND	ug/kg	4.9	1	09/01/20 10:50	09/01/20 13:37	594-20-7	
1,1-Dichloropropene	ND	ug/kg	4.9	1	09/01/20 10:50	09/01/20 13:37	563-58-6	

REPORT OF LABORATORY ANALYSIS

This report shall not be reproduced, except in full,
without the written consent of Pace Analytical Services, LLC.

Pace Analytical Services, LLC
9800 Kincey Ave. Suite 100
Huntersville, NC 28078
(704)875-9092

ANALYTICAL RESULTS

Project: Colonial Pipeline (8/29-8/31)
Pace Project No.: 92493224

Sample: MW-9 (20-22.5) **Lab ID: 92493224006** Collected: 08/31/20 13:10 Received: 08/31/20 15:42 Matrix: Solid

Results reported on a "dry weight" basis and are adjusted for percent moisture, sample size and any dilutions.

Parameters	Results	Units	Report Limit	DF	Prepared	Analyzed	CAS No.	Qual
8260D/5035A/5030B Volatiles	Analytical Method: EPA 8260D Preparation Method: EPA 5035A/5030B Pace Analytical Services - Charlotte							
cis-1,3-Dichloropropene	ND	ug/kg	4.9	1	09/01/20 10:50	09/01/20 13:37	10061-01-5	
trans-1,3-Dichloropropene	ND	ug/kg	4.9	1	09/01/20 10:50	09/01/20 13:37	10061-02-6	
Diisopropyl ether	ND	ug/kg	4.9	1	09/01/20 10:50	09/01/20 13:37	108-20-3	
Ethylbenzene	ND	ug/kg	4.9	1	09/01/20 10:50	09/01/20 13:37	100-41-4	
Hexachloro-1,3-butadiene	ND	ug/kg	4.9	1	09/01/20 10:50	09/01/20 13:37	87-68-3	
2-Hexanone	ND	ug/kg	48.9	1	09/01/20 10:50	09/01/20 13:37	591-78-6	
Isopropylbenzene (Cumene)	ND	ug/kg	4.9	1	09/01/20 10:50	09/01/20 13:37	98-82-8	
p-Isopropyltoluene	ND	ug/kg	4.9	1	09/01/20 10:50	09/01/20 13:37	99-87-6	
Methylene Chloride	ND	ug/kg	19.6	1	09/01/20 10:50	09/01/20 13:37	75-09-2	
4-Methyl-2-pentanone (MIBK)	ND	ug/kg	48.9	1	09/01/20 10:50	09/01/20 13:37	108-10-1	
Methyl-tert-butyl ether	ND	ug/kg	4.9	1	09/01/20 10:50	09/01/20 13:37	1634-04-4	
Naphthalene	ND	ug/kg	4.9	1	09/01/20 10:50	09/01/20 13:37	91-20-3	
n-Propylbenzene	ND	ug/kg	4.9	1	09/01/20 10:50	09/01/20 13:37	103-65-1	
Styrene	ND	ug/kg	4.9	1	09/01/20 10:50	09/01/20 13:37	100-42-5	
1,1,1,2-Tetrachloroethane	ND	ug/kg	4.9	1	09/01/20 10:50	09/01/20 13:37	630-20-6	
1,1,2,2-Tetrachloroethane	ND	ug/kg	4.9	1	09/01/20 10:50	09/01/20 13:37	79-34-5	
Tetrachloroethene	ND	ug/kg	4.9	1	09/01/20 10:50	09/01/20 13:37	127-18-4	
Toluene	ND	ug/kg	4.9	1	09/01/20 10:50	09/01/20 13:37	108-88-3	
1,2,3-Trichlorobenzene	ND	ug/kg	4.9	1	09/01/20 10:50	09/01/20 13:37	87-61-6	
1,2,4-Trichlorobenzene	ND	ug/kg	4.9	1	09/01/20 10:50	09/01/20 13:37	120-82-1	
1,1,1-Trichloroethane	ND	ug/kg	4.9	1	09/01/20 10:50	09/01/20 13:37	71-55-6	
1,1,2-Trichloroethane	ND	ug/kg	4.9	1	09/01/20 10:50	09/01/20 13:37	79-00-5	
Trichloroethene	ND	ug/kg	4.9	1	09/01/20 10:50	09/01/20 13:37	79-01-6	
Trichlorofluoromethane	ND	ug/kg	4.9	1	09/01/20 10:50	09/01/20 13:37	75-69-4	
1,2,3-Trichloropropane	ND	ug/kg	4.9	1	09/01/20 10:50	09/01/20 13:37	96-18-4	
1,2,4-Trimethylbenzene	ND	ug/kg	4.9	1	09/01/20 10:50	09/01/20 13:37	95-63-6	
1,3,5-Trimethylbenzene	ND	ug/kg	4.9	1	09/01/20 10:50	09/01/20 13:37	108-67-8	
Vinyl acetate	ND	ug/kg	48.9	1	09/01/20 10:50	09/01/20 13:37	108-05-4	
Vinyl chloride	ND	ug/kg	9.8	1	09/01/20 10:50	09/01/20 13:37	75-01-4	
Xylene (Total)	ND	ug/kg	9.8	1	09/01/20 10:50	09/01/20 13:37	1330-20-7	
m&p-Xylene	ND	ug/kg	9.8	1	09/01/20 10:50	09/01/20 13:37	179601-23-1	
o-Xylene	ND	ug/kg	4.9	1	09/01/20 10:50	09/01/20 13:37	95-47-6	
Surrogates								
Toluene-d8 (S)	102	%	70-130	1	09/01/20 10:50	09/01/20 13:37	2037-26-5	
4-Bromofluorobenzene (S)	104	%	70-130	1	09/01/20 10:50	09/01/20 13:37	460-00-4	
1,2-Dichloroethane-d4 (S)	106	%	70-132	1	09/01/20 10:50	09/01/20 13:37	17060-07-0	
Percent Moisture	Analytical Method: ASTM D2974-87 Pace Analytical Services - Charlotte							
Percent Moisture	**19.3**	%	0.10	1		08/31/20 17:37		
Total Solids 2540 G-2011	Analytical Method: SM 2540G Preparation Method: SM 2540 G Pace National - Mt. Juliet							
Total Solids	**82.0**	%		1	09/01/20 11:46	09/01/20 11:55		

REPORT OF LABORATORY ANALYSIS

This report shall not be reproduced, except in full,
without the written consent of Pace Analytical Services, LLC.

Pace Analytical Services, LLC
9800 Kincey Ave. Suite 100
Huntersville, NC 28078
(704)875-9092

ANALYTICAL RESULTS

Project: Colonial Pipeline (8/29-8/31)
Pace Project No.: 92493224

Sample: TB-1 **Lab ID: 92493224007** Collected: 08/27/20 00:00 Received: 08/31/20 15:42 Matrix: Water

Parameters	Results	Units	Report Limit	DF	Prepared	Analyzed	CAS No.	Qual
8260D MSV Low Level	Analytical Method: EPA 8260D Pace Analytical Services - Charlotte							
Acetone	ND	ug/L	25.0	1		09/01/20 14:59	67-64-1	
Benzene	ND	ug/L	1.0	1		09/01/20 14:59	71-43-2	
Bromobenzene	ND	ug/L	1.0	1		09/01/20 14:59	108-86-1	
Bromochloromethane	ND	ug/L	1.0	1		09/01/20 14:59	74-97-5	
Bromodichloromethane	ND	ug/L	1.0	1		09/01/20 14:59	75-27-4	
Bromoform	ND	ug/L	1.0	1		09/01/20 14:59	75-25-2	
Bromomethane	ND	ug/L	2.0	1		09/01/20 14:59	74-83-9	
2-Butanone (MEK)	ND	ug/L	5.0	1		09/01/20 14:59	78-93-3	
Carbon tetrachloride	ND	ug/L	1.0	1		09/01/20 14:59	56-23-5	
Chlorobenzene	ND	ug/L	1.0	1		09/01/20 14:59	108-90-7	
Chloroethane	ND	ug/L	1.0	1		09/01/20 14:59	75-00-3	IK
Chloroform	ND	ug/L	5.0	1		09/01/20 14:59	67-66-3	
Chloromethane	ND	ug/L	1.0	1		09/01/20 14:59	74-87-3	
2-Chlorotoluene	ND	ug/L	1.0	1		09/01/20 14:59	95-49-8	
4-Chlorotoluene	ND	ug/L	1.0	1		09/01/20 14:59	106-43-4	
1,2-Dibromo-3-chloropropane	ND	ug/L	5.0	1		09/01/20 14:59	96-12-8	
Dibromochloromethane	ND	ug/L	1.0	1		09/01/20 14:59	124-48-1	
1,2-Dibromoethane (EDB)	ND	ug/L	1.0	1		09/01/20 14:59	106-93-4	
Dibromomethane	ND	ug/L	1.0	1		09/01/20 14:59	74-95-3	
1,2-Dichlorobenzene	ND	ug/L	1.0	1		09/01/20 14:59	95-50-1	
1,3-Dichlorobenzene	ND	ug/L	1.0	1		09/01/20 14:59	541-73-1	
1,4-Dichlorobenzene	ND	ug/L	1.0	1		09/01/20 14:59	106-46-7	
Dichlorodifluoromethane	ND	ug/L	1.0	1		09/01/20 14:59	75-71-8	
1,1-Dichloroethane	ND	ug/L	1.0	1		09/01/20 14:59	75-34-3	
1,2-Dichloroethane	ND	ug/L	1.0	1		09/01/20 14:59	107-06-2	
1,1-Dichloroethene	ND	ug/L	1.0	1		09/01/20 14:59	75-35-4	
cis-1,2-Dichloroethene	ND	ug/L	1.0	1		09/01/20 14:59	156-59-2	
trans-1,2-Dichloroethene	ND	ug/L	1.0	1		09/01/20 14:59	156-60-5	
1,2-Dichloropropane	ND	ug/L	1.0	1		09/01/20 14:59	78-87-5	
1,3-Dichloropropane	ND	ug/L	1.0	1		09/01/20 14:59	142-28-9	
2,2-Dichloropropane	ND	ug/L	1.0	1		09/01/20 14:59	594-20-7	
1,1-Dichloropropene	ND	ug/L	1.0	1		09/01/20 14:59	563-58-6	
cis-1,3-Dichloropropene	ND	ug/L	1.0	1		09/01/20 14:59	10061-01-5	
trans-1,3-Dichloropropene	ND	ug/L	1.0	1		09/01/20 14:59	10061-02-6	
Diisopropyl ether	ND	ug/L	1.0	1		09/01/20 14:59	108-20-3	
Ethylbenzene	ND	ug/L	1.0	1		09/01/20 14:59	100-41-4	
Hexachloro-1,3-butadiene	ND	ug/L	1.0	1		09/01/20 14:59	87-68-3	
2-Hexanone	ND	ug/L	5.0	1		09/01/20 14:59	591-78-6	
p-Isopropyltoluene	ND	ug/L	1.0	1		09/01/20 14:59	99-87-6	
Methylene Chloride	ND	ug/L	5.0	1		09/01/20 14:59	75-09-2	
4-Methyl-2-pentanone (MIBK)	ND	ug/L	5.0	1		09/01/20 14:59	108-10-1	
Methyl-tert-butyl ether	ND	ug/L	1.0	1		09/01/20 14:59	1634-04-4	
Naphthalene	ND	ug/L	1.0	1		09/01/20 14:59	91-20-3	
Styrene	ND	ug/L	1.0	1		09/01/20 14:59	100-42-5	
1,1,1,2-Tetrachloroethane	ND	ug/L	1.0	1		09/01/20 14:59	630-20-6	
1,1,2,2-Tetrachloroethane	ND	ug/L	1.0	1		09/01/20 14:59	79-34-5	

REPORT OF LABORATORY ANALYSIS

This report shall not be reproduced, except in full,
without the written consent of Pace Analytical Services, LLC.

Pace Analytical Services, LLC
9800 Kincey Ave. Suite 100
Huntersville, NC 28078
(704)875-9092

ANALYTICAL RESULTS

Project: Colonial Pipeline (8/29-8/31)
Pace Project No.: 92493224

Sample: TB-1 **Lab ID: 92493224007** Collected: 08/27/20 00:00 Received: 08/31/20 15:42 Matrix: Water

Parameters	Results	Units	Report Limit	DF	Prepared	Analyzed	CAS No.	Qual
8260D MSV Low Level	Analytical Method: EPA 8260D Pace Analytical Services - Charlotte							
Tetrachloroethene	ND	ug/L	1.0	1		09/01/20 14:59	127-18-4	
Toluene	ND	ug/L	1.0	1		09/01/20 14:59	108-88-3	
1,2,3-Trichlorobenzene	ND	ug/L	1.0	1		09/01/20 14:59	87-61-6	
1,2,4-Trichlorobenzene	ND	ug/L	1.0	1		09/01/20 14:59	120-82-1	
1,1,1-Trichloroethane	ND	ug/L	1.0	1		09/01/20 14:59	71-55-6	
1,1,2-Trichloroethane	ND	ug/L	1.0	1		09/01/20 14:59	79-00-5	
Trichloroethene	ND	ug/L	1.0	1		09/01/20 14:59	79-01-6	
Trichlorofluoromethane	ND	ug/L	1.0	1		09/01/20 14:59	75-69-4	
1,2,3-Trichloropropane	ND	ug/L	1.0	1		09/01/20 14:59	96-18-4	
Vinyl acetate	ND	ug/L	2.0	1		09/01/20 14:59	108-05-4	
Vinyl chloride	ND	ug/L	1.0	1		09/01/20 14:59	75-01-4	
Xylene (Total)	ND	ug/L	1.0	1		09/01/20 14:59	1330-20-7	
m&p-Xylene	ND	ug/L	2.0	1		09/01/20 14:59	179601-23-1	
o-Xylene	ND	ug/L	1.0	1		09/01/20 14:59	95-47-6	
Surrogates								
4-Bromofluorobenzene (S)	94	%	70-130	1		09/01/20 14:59	460-00-4	
1,2-Dichloroethane-d4 (S)	93	%	70-130	1		09/01/20 14:59	17060-07-0	
Toluene-d8 (S)	99	%	70-130	1		09/01/20 14:59	2037-26-5	

This report shall not be reproduced, except in full,
without the written consent of Pace Analytical Services, LLC.

Pace Analytical Services, LLC
9800 Kincey Ave. Suite 100
Huntersville, NC 28078
(704)875-9092

QUALITY CONTROL DATA

Project: Colonial Pipeline (8/29-8/31)
Pace Project No.: 92493224

QC Batch: 1536287 Analysis Method: MADEP VPH
QC Batch Method: MADEPV Analysis Description: MADEPV
Laboratory: Pace National - Mt. Juliet
Associated Lab Samples: 92493224001, 92493224002, 92493224003, 92493224004, 92493224005, 92493224006

METHOD BLANK: R3566283-3 Matrix: Solid
Associated Lab Samples: 92493224001, 92493224002, 92493224003, 92493224004, 92493224005, 92493224006

Parameter	Units	Blank Result	Reporting Limit	Analyzed	Qualifiers
Aliphatic (C05-C08)	mg/kg	ND	5.00	09/01/20 19:24	
Aliphatic (C09-C12)	mg/kg	ND	5.00	09/01/20 19:24	
Aromatic (C09-C10),Unadjusted	mg/kg	ND	5.00	09/01/20 19:24	
Total VPH	mg/kg	ND	5.00	09/01/20 19:24	
2,5-Dibromotoluene (FID)	%	93	70.0-130	09/01/20 19:24	
2,5-Dibromotoluene (PID)	%	87.3	70.0-130	09/01/20 19:24	

LABORATORY CONTROL SAMPLE & LCSD: R3566283-1 R3566283-2

Parameter	Units	Spike Conc.	LCS Result	LCSD Result	LCS % Rec	LCSD % Rec	% Rec Limits	RPD	Max RPD	Qualifiers
Aliphatic (C05-C08)	mg/kg	60.0	54.3	52.3	90.5	87.2	70.0-130	3.75	25	
Aliphatic (C09-C12)	mg/kg	70.0	70.8	68.0	101	97.1	70.0-130	4.03	25	
Aromatic (C09-C10),Unadjusted	mg/kg	10.0	9.59	9.32	95.9	93.2	70.0-130	2.86	25	
Total VPH	mg/kg	140	135	130	96.4	92.9	70.0-130	3.77	25	
2,5-Dibromotoluene (FID)	%				100	98.6	70.0-130			
2,5-Dibromotoluene (PID)	%				97.6	94.9	70.0-130			

Results presented on this page are in the units indicated by the "Units" column except where an alternate unit is presented to the right of the result.

REPORT OF LABORATORY ANALYSIS

This report shall not be reproduced, except in full,
without the written consent of Pace Analytical Services, LLC.

Pace Analytical Services, LLC
9800 Kincey Ave. Suite 100
Huntersville, NC 28078
(704)875-9092

QUALITY CONTROL DATA

Project: Colonial Pipeline (8/29-8/31)
Pace Project No.: 92493224

QC Batch: 563705 | Analysis Method: EPA 8260D
QC Batch Method: EPA 5035A/5030B | Analysis Description: 8260D 5035A 5030B
Laboratory: Pace Analytical Services - Charlotte
Associated Lab Samples: 92493224001, 92493224002, 92493224003, 92493224004, 92493224005, 92493224006

METHOD BLANK: 2988464 Matrix: Solid
Associated Lab Samples: 92493224001, 92493224002, 92493224003, 92493224004, 92493224005, 92493224006

Parameter	Units	Blank Result	Reporting Limit	Analyzed	Qualifiers
1,1,1,2-Tetrachloroethane	ug/kg	ND	5.0	09/01/20 11:35	
1,1,1-Trichloroethane	ug/kg	ND	5.0	09/01/20 11:35	
1,1,2,2-Tetrachloroethane	ug/kg	ND	5.0	09/01/20 11:35	
1,1,2-Trichloroethane	ug/kg	ND	5.0	09/01/20 11:35	
1,1-Dichloroethane	ug/kg	ND	5.0	09/01/20 11:35	
1,1-Dichloroethene	ug/kg	ND	5.0	09/01/20 11:35	
1,1-Dichloropropene	ug/kg	ND	5.0	09/01/20 11:35	
1,2,3-Trichlorobenzene	ug/kg	ND	5.0	09/01/20 11:35	
1,2,3-Trichloropropane	ug/kg	ND	5.0	09/01/20 11:35	
1,2,4-Trichlorobenzene	ug/kg	ND	5.0	09/01/20 11:35	
1,2,4-Trimethylbenzene	ug/kg	ND	5.0	09/01/20 11:35	
1,2-Dibromo-3-chloropropane	ug/kg	ND	5.0	09/01/20 11:35	
1,2-Dibromoethane (EDB)	ug/kg	ND	5.0	09/01/20 11:35	
1,2-Dichlorobenzene	ug/kg	ND	5.0	09/01/20 11:35	
1,2-Dichloroethane	ug/kg	ND	5.0	09/01/20 11:35	
1,2-Dichloropropane	ug/kg	ND	5.0	09/01/20 11:35	
1,3,5-Trimethylbenzene	ug/kg	ND	5.0	09/01/20 11:35	
1,3-Dichlorobenzene	ug/kg	ND	5.0	09/01/20 11:35	
1,3-Dichloropropane	ug/kg	ND	5.0	09/01/20 11:35	
1,4-Dichlorobenzene	ug/kg	ND	5.0	09/01/20 11:35	
2,2-Dichloropropane	ug/kg	ND	5.0	09/01/20 11:35	
2-Butanone (MEK)	ug/kg	ND	100	09/01/20 11:35	
2-Chlorotoluene	ug/kg	ND	5.0	09/01/20 11:35	
2-Hexanone	ug/kg	ND	50.0	09/01/20 11:35	
4-Chlorotoluene	ug/kg	ND	5.0	09/01/20 11:35	
4-Methyl-2-pentanone (MIBK)	ug/kg	ND	50.0	09/01/20 11:35	
Acetone	ug/kg	ND	100	09/01/20 11:35	
Benzene	ug/kg	ND	5.0	09/01/20 11:35	
Bromobenzene	ug/kg	ND	5.0	09/01/20 11:35	
Bromochloromethane	ug/kg	ND	5.0	09/01/20 11:35	
Bromodichloromethane	ug/kg	ND	5.0	09/01/20 11:35	
Bromoform	ug/kg	ND	5.0	09/01/20 11:35	
Bromomethane	ug/kg	ND	10.0	09/01/20 11:35	
Carbon tetrachloride	ug/kg	ND	5.0	09/01/20 11:35	
Chlorobenzene	ug/kg	ND	5.0	09/01/20 11:35	
Chloroethane	ug/kg	ND	10.0	09/01/20 11:35	
Chloroform	ug/kg	ND	5.0	09/01/20 11:35	
Chloromethane	ug/kg	ND	10.0	09/01/20 11:35	
cis-1,2-Dichloroethene	ug/kg	ND	5.0	09/01/20 11:35	
cis-1,3-Dichloropropene	ug/kg	ND	5.0	09/01/20 11:35	

Results presented on this page are in the units indicated by the "Units" column except where an alternate unit is presented to the right of the result.

REPORT OF LABORATORY ANALYSIS

This report shall not be reproduced, except in full,
without the written consent of Pace Analytical Services, LLC.

Pace Analytical Services, LLC
9800 Kincey Ave. Suite 100
Huntersville, NC 28078
(704)875-9092

QUALITY CONTROL DATA

Project: Colonial Pipeline (8/29-8/31)
Pace Project No.: 92493224

METHOD BLANK: 2988464 Matrix: Solid
Associated Lab Samples: 92493224001, 92493224002, 92493224003, 92493224004, 92493224005, 92493224006

Parameter	Units	Blank Result	Reporting Limit	Analyzed	Qualifiers
Dibromochloromethane	ug/kg	ND	5.0	09/01/20 11:35	
Dibromomethane	ug/kg	ND	5.0	09/01/20 11:35	
Dichlorodifluoromethane	ug/kg	ND	10.0	09/01/20 11:35	v1
Diisopropyl ether	ug/kg	ND	5.0	09/01/20 11:35	
Ethylbenzene	ug/kg	ND	5.0	09/01/20 11:35	
Hexachloro-1,3-butadiene	ug/kg	ND	5.0	09/01/20 11:35	
Isopropylbenzene (Cumene)	ug/kg	ND	5.0	09/01/20 11:35	
m&p-Xylene	ug/kg	ND	10.0	09/01/20 11:35	
Methyl-tert-butyl ether	ug/kg	ND	5.0	09/01/20 11:35	
Methylene Chloride	ug/kg	ND	20.0	09/01/20 11:35	
n-Butylbenzene	ug/kg	ND	5.0	09/01/20 11:35	
n-Propylbenzene	ug/kg	ND	5.0	09/01/20 11:35	
Naphthalene	ug/kg	ND	5.0	09/01/20 11:35	
o-Xylene	ug/kg	ND	5.0	09/01/20 11:35	
p-Isopropyltoluene	ug/kg	ND	5.0	09/01/20 11:35	
sec-Butylbenzene	ug/kg	ND	5.0	09/01/20 11:35	
Styrene	ug/kg	ND	5.0	09/01/20 11:35	
tert-Butylbenzene	ug/kg	ND	5.0	09/01/20 11:35	
Tetrachloroethene	ug/kg	ND	5.0	09/01/20 11:35	
Toluene	ug/kg	ND	5.0	09/01/20 11:35	
trans-1,2-Dichloroethene	ug/kg	ND	5.0	09/01/20 11:35	
trans-1,3-Dichloropropene	ug/kg	ND	5.0	09/01/20 11:35	
Trichloroethene	ug/kg	ND	5.0	09/01/20 11:35	
Trichlorofluoromethane	ug/kg	ND	5.0	09/01/20 11:35	
Vinyl acetate	ug/kg	ND	50.0	09/01/20 11:35	
Vinyl chloride	ug/kg	ND	10.0	09/01/20 11:35	
Xylene (Total)	ug/kg	ND	10.0	09/01/20 11:35	
1,2-Dichloroethane-d4 (S)	%	105	70-132	09/01/20 11:35	
4-Bromofluorobenzene (S)	%	99	70-130	09/01/20 11:35	
Toluene-d8 (S)	%	99	70-130	09/01/20 11:35	

LABORATORY CONTROL SAMPLE: 2988465

Parameter	Units	Spike Conc.	LCS Result	LCS % Rec	% Rec Limits	Qualifiers
1,1,1,2-Tetrachloroethane	ug/kg	1250	1280	102	70-130	
1,1,1-Trichloroethane	ug/kg	1250	1280	102	70-130	
1,1,2,2-Tetrachloroethane	ug/kg	1250	1220	98	55-130	
1,1,2-Trichloroethane	ug/kg	1250	1270	102	70-130	
1,1-Dichloroethane	ug/kg	1250	1320	105	68-130	
1,1-Dichloroethene	ug/kg	1250	1350	108	70-130	
1,1-Dichloropropene	ug/kg	1250	1310	104	70-130	
1,2,3-Trichlorobenzene	ug/kg	1250	1240	99	70-130	
1,2,3-Trichloropropane	ug/kg	1250	1250	100	70-130	
1,2,4-Trichlorobenzene	ug/kg	1250	1250	100	70-130	

Results presented on this page are in the units indicated by the "Units" column except where an alternate unit is presented to the right of the result.

REPORT OF LABORATORY ANALYSIS

This report shall not be reproduced, except in full,
without the written consent of Pace Analytical Services, LLC.

Pace Analytical Services, LLC
9800 Kincey Ave. Suite 100
Huntersville, NC 28078
(704)875-9092

QUALITY CONTROL DATA

Project: Colonial Pipeline (8/29-8/31)
Pace Project No.: 92493224

LABORATORY CONTROL SAMPLE: 2988465

Parameter	Units	Spike Conc.	LCS Result	LCS % Rec	% Rec Limits	Qualifiers
1,2,4-Trimethylbenzene	ug/kg	1250	1160	93	69-130	
1,2-Dibromo-3-chloropropane	ug/kg	1250	1370	110	57-141	
1,2-Dibromoethane (EDB)	ug/kg	1250	1290	103	70-130	
1,2-Dichlorobenzene	ug/kg	1250	1260	101	70-130	
1,2-Dichloroethane	ug/kg	1250	1260	101	70-130	
1,2-Dichloropropane	ug/kg	1250	1310	105	70-130	
1,3,5-Trimethylbenzene	ug/kg	1250	1260	100	70-130	
1,3-Dichlorobenzene	ug/kg	1250	1240	99	70-130	
1,3-Dichloropropane	ug/kg	1250	1250	100	70-130	
1,4-Dichlorobenzene	ug/kg	1250	1210	97	70-130	
2,2-Dichloropropane	ug/kg	1250	1320	106	70-130	
2-Butanone (MEK)	ug/kg	2500	2520	101	60-130	
2-Chlorotoluene	ug/kg	1250	1250	100	70-130	
2-Hexanone	ug/kg	2500	2530	101	70-132	
4-Chlorotoluene	ug/kg	1250	1230	99	70-130	
4-Methyl-2-pentanone (MIBK)	ug/kg	2500	2550	102	69-130	
Acetone	ug/kg	2500	2470	99	49-148	
Benzene	ug/kg	1250	1250	100	70-130	
Bromobenzene	ug/kg	1250	1230	98	70-130	
Bromochloromethane	ug/kg	1250	1420	113	70-130	
Bromodichloromethane	ug/kg	1250	1210	97	70-130	
Bromoform	ug/kg	1250	1310	105	68-136	
Bromomethane	ug/kg	1250	1220	97	60-140	
Carbon tetrachloride	ug/kg	1250	1310	104	70-130	
Chlorobenzene	ug/kg	1250	1230	98	70-130	
Chloroethane	ug/kg	1250	1280	102	51-147	
Chloroform	ug/kg	1250	1250	100	70-130	
Chloromethane	ug/kg	1250	1320	106	48-130	
cis-1,2-Dichloroethene	ug/kg	1250	1250	100	70-130	
cis-1,3-Dichloropropene	ug/kg	1250	1350	108	70-130	
Dibromochloromethane	ug/kg	1250	1340	107	70-130	
Dibromomethane	ug/kg	1250	1300	104	70-130	
Dichlorodifluoromethane	ug/kg	1250	1910	152	49-130	L1,v1
Diisopropyl ether	ug/kg	1250	1300	104	66-130	
Ethylbenzene	ug/kg	1250	1170	93	70-130	
Hexachloro-1,3-butadiene	ug/kg	1250	1290	103	70-130	
Isopropylbenzene (Cumene)	ug/kg	1250	1260	100	70-130	
m&p-Xylene	ug/kg	2500	2400	96	70-130	
Methyl-tert-butyl ether	ug/kg	1250	1250	100	70-130	
Methylene Chloride	ug/kg	1250	1260	101	50-137	
n-Butylbenzene	ug/kg	1250	1260	101	70-130	
n-Propylbenzene	ug/kg	1250	1230	98	70-130	
Naphthalene	ug/kg	1250	1260	101	70-131	
o-Xylene	ug/kg	1250	1200	96	70-130	
p-Isopropyltoluene	ug/kg	1250	1230	98	70-130	
sec-Butylbenzene	ug/kg	1250	1210	97	70-130	
Styrene	ug/kg	1250	1270	101	70-130	

Results presented on this page are in the units indicated by the "Units" column except where an alternate unit is presented to the right of the result.

REPORT OF LABORATORY ANALYSIS

This report shall not be reproduced, except in full,
without the written consent of Pace Analytical Services, LLC.

Pace Analytical Services, LLC
9800 Kincey Ave. Suite 100
Huntersville, NC 28078
(704)875-9092

QUALITY CONTROL DATA

Project: Colonial Pipeline (8/29-8/31)
Pace Project No.: 92493224

LABORATORY CONTROL SAMPLE: 2988465

Parameter	Units	Spike Conc.	LCS Result	LCS % Rec	% Rec Limits	Qualifiers
tert-Butylbenzene	ug/kg	1250	1210	97	69-130	
Tetrachloroethene	ug/kg	1250	1280	102	56-130	
Toluene	ug/kg	1250	1200	96	70-130	
trans-1,2-Dichloroethene	ug/kg	1250	1300	104	70-130	
trans-1,3-Dichloropropene	ug/kg	1250	1290	103	70-130	
Trichloroethene	ug/kg	1250	1260	101	70-141	
Trichlorofluoromethane	ug/kg	1250	1320	106	67-130	
Vinyl acetate	ug/kg	2500	2650	106	10-136	
Vinyl chloride	ug/kg	1250	1360	109	67-130	
Xylene (Total)	ug/kg	3750	3600	96	70-130	
1,2-Dichloroethane-d4 (S)	%			93	70-132	
4-Bromofluorobenzene (S)	%			101	70-130	
Toluene-d8 (S)	%			102	70-130	

MATRIX SPIKE SAMPLE: 2988467

Parameter	Units	92493224002 Result	Spike Conc.	MS Result	MS % Rec	% Rec Limits	Qualifiers
1,1,1,2-Tetrachloroethane	ug/kg	ND	568	522	92	52-133	
1,1,1-Trichloroethane	ug/kg	ND	568	552	97	49-137	
1,1,2,2-Tetrachloroethane	ug/kg	ND	568	513	90	39-150	
1,1,2-Trichloroethane	ug/kg	ND	568	556	98	48-140	
1,1-Dichloroethane	ug/kg	ND	568	550	97	46-135	
1,1-Dichloroethene	ug/kg	ND	568	210	37	38-149	M1
1,1-Dichloropropene	ug/kg	ND	568	573	101	41-140	
1,2,3-Trichlorobenzene	ug/kg	ND	568	326	57	10-158	
1,2,3-Trichloropropane	ug/kg	ND	568	520	92	33-157	
1,2,4-Trichlorobenzene	ug/kg	ND	568	480	84	10-155	
1,2,4-Trimethylbenzene	ug/kg	ND	568	556	97	24-154	
1,2-Dibromo-3-chloropropane	ug/kg	ND	568	366	65	33-158	
1,2-Dibromoethane (EDB)	ug/kg	ND	568	525	92	40-136	
1,2-Dichlorobenzene	ug/kg	ND	568	561	99	27-146	
1,2-Dichloroethane	ug/kg	ND	568	576	101	49-140	
1,2-Dichloropropane	ug/kg	ND	568	584	103	44-143	
1,3,5-Trimethylbenzene	ug/kg	ND	568	576	101	40-144	
1,3-Dichlorobenzene	ug/kg	ND	568	564	99	33-140	
1,3-Dichloropropane	ug/kg	ND	568	531	93	47-147	
1,4-Dichlorobenzene	ug/kg	ND	568	548	97	35-139	
2,2-Dichloropropane	ug/kg	ND	568	518	91	41-140	
2-Butanone (MEK)	ug/kg	ND	1140	799	70	10-181	
2-Chlorotoluene	ug/kg	ND	568	567	100	38-147	
2-Hexanone	ug/kg	ND	1140	578	51	18-169	
4-Chlorotoluene	ug/kg	ND	568	553	97	36-145	
4-Methyl-2-pentanone (MIBK)	ug/kg	ND	1140	586	52	16-175	
Acetone	ug/kg	ND	1140	647	57	10-200	
Benzene	ug/kg	ND	568	561	99	46-136	

Results presented on this page are in the units indicated by the "Units" column except where an alternate unit is presented to the right of the result.

REPORT OF LABORATORY ANALYSIS

This report shall not be reproduced, except in full,
without the written consent of Pace Analytical Services, LLC.

Pace Analytical Services, LLC
9800 Kincey Ave. Suite 100
Huntersville, NC 28078
(704)875-9092

QUALITY CONTROL DATA

Project: Colonial Pipeline (8/29-8/31)
Pace Project No.: 92493224

MATRIX SPIKE SAMPLE: 2988467

Parameter	Units	92493224002 Result	Spike Conc.	MS Result	MS % Rec	% Rec Limits	Qualifiers
Bromobenzene	ug/kg	ND	568	536	94	38-149	
Bromochloromethane	ug/kg	ND	568	616	108	44-142	
Bromodichloromethane	ug/kg	ND	568	489	86	41-140	
Bromoform	ug/kg	ND	568	454	80	34-145	
Bromomethane	ug/kg	ND	568	499	88	14-162	
Carbon tetrachloride	ug/kg	ND	568	530	93	44-141	
Chlorobenzene	ug/kg	ND	568	554	97	39-141	
Chloroethane	ug/kg	ND	568	107	19	10-182	
Chloroform	ug/kg	ND	568	531	93	45-140	
Chloromethane	ug/kg	ND	568	647	113	19-149	
cis-1,2-Dichloroethene	ug/kg	ND	568	644	113	38-150	
cis-1,3-Dichloropropene	ug/kg	ND	568	563	99	30-144	
Dibromochloromethane	ug/kg	ND	568	495	87	36-145	
Dibromomethane	ug/kg	ND	568	531	93	41-145	
Dichlorodifluoromethane	ug/kg	ND	568	907	160	16-146	M0,v1
Diisopropyl ether	ug/kg	ND	568	555	98	41-143	
Ethylbenzene	ug/kg	ND	568	544	96	35-144	
Hexachloro-1,3-butadiene	ug/kg	ND	568	582	103	10-160	
Isopropylbenzene (Cumene)	ug/kg	ND	568	588	103	30-152	
m&p-Xylene	ug/kg	ND	1140	1110	98	33-145	
Methyl-tert-butyl ether	ug/kg	ND	568	530	93	49-140	
Methylene Chloride	ug/kg	ND	568	564	99	10-174	
n-Butylbenzene	ug/kg	ND	568	579	102	10-160	
n-Propylbenzene	ug/kg	ND	568	570	100	24-159	
Naphthalene	ug/kg	ND	568	290	51	10-171	
o-Xylene	ug/kg	ND	568	554	97	31-150	
p-Isopropyltoluene	ug/kg	ND	568	571	100	21-154	
sec-Butylbenzene	ug/kg	ND	568	574	101	19-159	
Styrene	ug/kg	ND	568	573	101	15-152	
tert-Butylbenzene	ug/kg	ND	568	580	102	31-141	
Tetrachloroethene	ug/kg	ND	568	567	100	19-141	
Toluene	ug/kg	ND	568	552	97	31-146	
trans-1,2-Dichloroethene	ug/kg	ND	568	566	100	28-157	
trans-1,3-Dichloropropene	ug/kg	ND	568	518	91	25-146	
Trichloroethene	ug/kg	ND	568	578	102	34-149	
Trichlorofluoromethane	ug/kg	ND	568	97.7	17	10-167	
Vinyl acetate	ug/kg	ND	1140	1010	89	10-200	
Vinyl chloride	ug/kg	ND	568	670	118	36-155	
Xylene (Total)	ug/kg	ND	1700	1660	98	29-148	
1,2-Dichloroethane-d4 (S)	%				112	70-132	
4-Bromofluorobenzene (S)	%				102	70-130	
Toluene-d8 (S)	%				101	70-130	

Results presented on this page are in the units indicated by the "Units" column except where an alternate unit is presented to the right of the result.

REPORT OF LABORATORY ANALYSIS

This report shall not be reproduced, except in full,
without the written consent of Pace Analytical Services, LLC.

Pace Analytical Services, LLC
9800 Kincey Ave. Suite 100
Huntersville, NC 28078
(704)875-9092

QUALITY CONTROL DATA

Project: Colonial Pipeline (8/29-8/31)
Pace Project No.: 92493224

SAMPLE DUPLICATE: 2988466

Parameter	Units	92493224001 Result	Dup Result	RPD	Qualifiers
1,1,1,2-Tetrachloroethane	ug/kg	ND	ND		
1,1,1-Trichloroethane	ug/kg	ND	ND		
1,1,2,2-Tetrachloroethane	ug/kg	ND	ND		
1,1,2-Trichloroethane	ug/kg	ND	ND		
1,1-Dichloroethane	ug/kg	ND	ND		
1,1-Dichloroethene	ug/kg	ND	ND		
1,1-Dichloropropene	ug/kg	ND	ND		
1,2,3-Trichlorobenzene	ug/kg	ND	ND		
1,2,3-Trichloropropane	ug/kg	ND	ND		
1,2,4-Trichlorobenzene	ug/kg	ND	ND		
1,2,4-Trimethylbenzene	ug/kg	ND	ND		
1,2-Dibromo-3-chloropropane	ug/kg	ND	ND		
1,2-Dibromoethane (EDB)	ug/kg	ND	ND		
1,2-Dichlorobenzene	ug/kg	ND	ND		
1,2-Dichloroethane	ug/kg	ND	ND		
1,2-Dichloropropane	ug/kg	ND	ND		
1,3,5-Trimethylbenzene	ug/kg	ND	ND		
1,3-Dichlorobenzene	ug/kg	ND	ND		
1,3-Dichloropropane	ug/kg	ND	ND		
1,4-Dichlorobenzene	ug/kg	ND	ND		
2,2-Dichloropropane	ug/kg	ND	ND		
2-Butanone (MEK)	ug/kg	ND	ND		
2-Chlorotoluene	ug/kg	ND	ND		
2-Hexanone	ug/kg	ND	ND		
4-Chlorotoluene	ug/kg	ND	ND		
4-Methyl-2-pentanone (MIBK)	ug/kg	ND	ND		
Acetone	ug/kg	ND	ND		
Benzene	ug/kg	ND	ND		
Bromobenzene	ug/kg	ND	ND		
Bromochloromethane	ug/kg	ND	ND		
Bromodichloromethane	ug/kg	ND	ND		
Bromoform	ug/kg	ND	ND		
Bromomethane	ug/kg	ND	ND		
Carbon tetrachloride	ug/kg	ND	ND		
Chlorobenzene	ug/kg	ND	ND		
Chloroethane	ug/kg	ND	ND		
Chloroform	ug/kg	ND	ND		
Chloromethane	ug/kg	ND	ND		
cis-1,2-Dichloroethene	ug/kg	ND	ND		
cis-1,3-Dichloropropene	ug/kg	ND	ND		
Dibromochloromethane	ug/kg	ND	ND		
Dibromomethane	ug/kg	ND	ND		
Dichlorodifluoromethane	ug/kg	ND	ND		v1
Diisopropyl ether	ug/kg	ND	ND		
Ethylbenzene	ug/kg	ND	ND		
Hexachloro-1,3-butadiene	ug/kg	ND	ND		
Isopropylbenzene (Cumene)	ug/kg	ND	ND		

Results presented on this page are in the units indicated by the "Units" column except where an alternate unit is presented to the right of the result.

REPORT OF LABORATORY ANALYSIS

This report shall not be reproduced, except in full,
without the written consent of Pace Analytical Services, LLC.

Pace Analytical Services, LLC
9800 Kincey Ave. Suite 100
Huntersville, NC 28078
(704)875-9092

QUALITY CONTROL DATA

Project: Colonial Pipeline (8/29-8/31)
Pace Project No.: 92493224

SAMPLE DUPLICATE: 2988466

Parameter	Units	92493224001 Result	Dup Result	RPD	Qualifiers
m&p-Xylene	ug/kg	ND	ND		
Methyl-tert-butyl ether	ug/kg	ND	ND		
Methylene Chloride	ug/kg	ND	ND		
n-Butylbenzene	ug/kg	ND	ND		
n-Propylbenzene	ug/kg	ND	ND		
Naphthalene	ug/kg	ND	ND		
o-Xylene	ug/kg	ND	ND		
p-Isopropyltoluene	ug/kg	ND	ND		
sec-Butylbenzene	ug/kg	ND	ND		
Styrene	ug/kg	ND	ND		
tert-Butylbenzene	ug/kg	ND	ND		
Tetrachloroethene	ug/kg	ND	ND		
Toluene	ug/kg	ND	ND		
trans-1,2-Dichloroethene	ug/kg	ND	ND		
trans-1,3-Dichloropropene	ug/kg	ND	ND		
Trichloroethene	ug/kg	ND	ND		
Trichlorofluoromethane	ug/kg	ND	ND		
Vinyl acetate	ug/kg	ND	ND		
Vinyl chloride	ug/kg	ND	ND		
Xylene (Total)	ug/kg	ND	ND		
1,2-Dichloroethane-d4 (S)	%	105	104		
4-Bromofluorobenzene (S)	%	102	102		
Toluene-d8 (S)	%	101	101		

Results presented on this page are in the units indicated by the "Units" column except where an alternate unit is presented to the right of the result.

REPORT OF LABORATORY ANALYSIS

This report shall not be reproduced, except in full,
without the written consent of Pace Analytical Services, LLC.

Pace Analytical Services, LLC
9800 Kincey Ave. Suite 100
Huntersville, NC 28078
(704)875-9092

QUALITY CONTROL DATA

Project: Colonial Pipeline (8/29-8/31)
Pace Project No.: 92493224

QC Batch: 563726
QC Batch Method: EPA 8260D
Analysis Method: EPA 8260D
Analysis Description: 8260D MSV Low Level
Laboratory: Pace Analytical Services - Charlotte
Associated Lab Samples: 92493224007

METHOD BLANK: 2988544 Matrix: Water
Associated Lab Samples: 92493224007

Parameter	Units	Blank Result	Reporting Limit	Analyzed	Qualifiers
1,1,1,2-Tetrachloroethane	ug/L	ND	1.0	09/01/20 14:40	
1,1,1-Trichloroethane	ug/L	ND	1.0	09/01/20 14:40	
1,1,2,2-Tetrachloroethane	ug/L	ND	1.0	09/01/20 14:40	
1,1,2-Trichloroethane	ug/L	ND	1.0	09/01/20 14:40	
1,1-Dichloroethane	ug/L	ND	1.0	09/01/20 14:40	
1,1-Dichloroethene	ug/L	ND	1.0	09/01/20 14:40	
1,1-Dichloropropene	ug/L	ND	1.0	09/01/20 14:40	
1,2,3-Trichlorobenzene	ug/L	ND	1.0	09/01/20 14:40	
1,2,3-Trichloropropane	ug/L	ND	1.0	09/01/20 14:40	
1,2,4-Trichlorobenzene	ug/L	ND	1.0	09/01/20 14:40	
1,2-Dibromo-3-chloropropane	ug/L	ND	5.0	09/01/20 14:40	
1,2-Dibromoethane (EDB)	ug/L	ND	1.0	09/01/20 14:40	
1,2-Dichlorobenzene	ug/L	ND	1.0	09/01/20 14:40	
1,2-Dichloroethane	ug/L	ND	1.0	09/01/20 14:40	
1,2-Dichloropropane	ug/L	ND	1.0	09/01/20 14:40	
1,3-Dichlorobenzene	ug/L	ND	1.0	09/01/20 14:40	
1,3-Dichloropropane	ug/L	ND	1.0	09/01/20 14:40	
1,4-Dichlorobenzene	ug/L	ND	1.0	09/01/20 14:40	
2,2-Dichloropropane	ug/L	ND	1.0	09/01/20 14:40	
2-Butanone (MEK)	ug/L	ND	5.0	09/01/20 14:40	
2-Chlorotoluene	ug/L	ND	1.0	09/01/20 14:40	
2-Hexanone	ug/L	ND	5.0	09/01/20 14:40	
4-Chlorotoluene	ug/L	ND	1.0	09/01/20 14:40	
4-Methyl-2-pentanone (MIBK)	ug/L	ND	5.0	09/01/20 14:40	
Acetone	ug/L	ND	25.0	09/01/20 14:40	
Benzene	ug/L	ND	1.0	09/01/20 14:40	
Bromobenzene	ug/L	ND	1.0	09/01/20 14:40	
Bromochloromethane	ug/L	ND	1.0	09/01/20 14:40	
Bromodichloromethane	ug/L	ND	1.0	09/01/20 14:40	
Bromoform	ug/L	ND	1.0	09/01/20 14:40	
Bromomethane	ug/L	ND	2.0	09/01/20 14:40	
Carbon tetrachloride	ug/L	ND	1.0	09/01/20 14:40	
Chlorobenzene	ug/L	ND	1.0	09/01/20 14:40	
Chloroethane	ug/L	ND	1.0	09/01/20 14:40	IK
Chloroform	ug/L	ND	5.0	09/01/20 14:40	
Chloromethane	ug/L	ND	1.0	09/01/20 14:40	
cis-1,2-Dichloroethene	ug/L	ND	1.0	09/01/20 14:40	
cis-1,3-Dichloropropene	ug/L	ND	1.0	09/01/20 14:40	
Dibromochloromethane	ug/L	ND	1.0	09/01/20 14:40	
Dibromomethane	ug/L	ND	1.0	09/01/20 14:40	

Results presented on this page are in the units indicated by the "Units" column except where an alternate unit is presented to the right of the result.

REPORT OF LABORATORY ANALYSIS

This report shall not be reproduced, except in full,
without the written consent of Pace Analytical Services, LLC.

Pace Analytical Services, LLC
9800 Kincey Ave. Suite 100
Huntersville, NC 28078
(704)875-9092

QUALITY CONTROL DATA

Project: Colonial Pipeline (8/29-8/31)
Pace Project No.: 92493224

METHOD BLANK: 2988544 Matrix: Water
Associated Lab Samples: 92493224007

Parameter	Units	Blank Result	Reporting Limit	Analyzed	Qualifiers
Dichlorodifluoromethane	ug/L	ND	1.0	09/01/20 14:40	
Diisopropyl ether	ug/L	ND	1.0	09/01/20 14:40	
Ethylbenzene	ug/L	ND	1.0	09/01/20 14:40	
Hexachloro-1,3-butadiene	ug/L	ND	1.0	09/01/20 14:40	
m&p-Xylene	ug/L	ND	2.0	09/01/20 14:40	
Methyl-tert-butyl ether	ug/L	ND	1.0	09/01/20 14:40	
Methylene Chloride	ug/L	ND	5.0	09/01/20 14:40	
Naphthalene	ug/L	ND	1.0	09/01/20 14:40	
o-Xylene	ug/L	ND	1.0	09/01/20 14:40	
p-Isopropyltoluene	ug/L	ND	1.0	09/01/20 14:40	
Styrene	ug/L	ND	1.0	09/01/20 14:40	
Tetrachloroethene	ug/L	ND	1.0	09/01/20 14:40	
Toluene	ug/L	ND	1.0	09/01/20 14:40	
trans-1,2-Dichloroethene	ug/L	ND	1.0	09/01/20 14:40	
trans-1,3-Dichloropropene	ug/L	ND	1.0	09/01/20 14:40	
Trichloroethene	ug/L	ND	1.0	09/01/20 14:40	
Trichlorofluoromethane	ug/L	ND	1.0	09/01/20 14:40	
Vinyl acetate	ug/L	ND	2.0	09/01/20 14:40	
Vinyl chloride	ug/L	ND	1.0	09/01/20 14:40	
Xylene (Total)	ug/L	ND	1.0	09/01/20 14:40	
1,2-Dichloroethane-d4 (S)	%	92	70-130	09/01/20 14:40	
4-Bromofluorobenzene (S)	%	95	70-130	09/01/20 14:40	
Toluene-d8 (S)	%	99	70-130	09/01/20 14:40	

LABORATORY CONTROL SAMPLE & LCSD: 2988545 2988546

Parameter	Units	Spike Conc.	LCS Result	LCSD Result	LCS % Rec	LCSD % Rec	% Rec Limits	RPD	Max RPD	Qualifiers
1,1,1,2-Tetrachloroethane	ug/L	50	47.9	47.8	96	96	70-130	0	30	
1,1,1-Trichloroethane	ug/L	50	44.0	43.1	88	86	70-130	2	30	
1,1,2,2-Tetrachloroethane	ug/L	50	46.8	47.2	94	94	70-130	1	30	
1,1,2-Trichloroethane	ug/L	50	47.2	47.7	94	95	70-130	1	30	
1,1-Dichloroethane	ug/L	50	42.8	41.7	86	83	70-130	2	30	
1,1-Dichloroethene	ug/L	50	44.5	42.8	89	86	70-130	4	30	
1,1-Dichloropropene	ug/L	50	43.5	42.2	87	84	70-130	3	30	
1,2,3-Trichlorobenzene	ug/L	50	49.6	51.9	99	104	70-130	5	30	
1,2,3-Trichloropropane	ug/L	50	47.2	48.8	94	98	70-130	3	30	
1,2,4-Trichlorobenzene	ug/L	50	49.9	51.3	100	103	70-130	3	30	
1,2-Dibromo-3-chloropropane	ug/L	50	48.5	49.0	97	98	70-130	1	30	
1,2-Dibromoethane (EDB)	ug/L	50	47.5	47.6	95	95	70-130	0	30	
1,2-Dichlorobenzene	ug/L	50	49.1	49.6	98	99	70-130	1	30	
1,2-Dichloroethane	ug/L	50	42.3	41.6	85	83	70-130	2	30	
1,2-Dichloropropane	ug/L	50	47.7	46.9	95	94	70-130	2	30	
1,3-Dichlorobenzene	ug/L	50	48.6	49.2	97	98	70-130	1	30	
1,3-Dichloropropane	ug/L	50	47.8	47.7	96	95	70-131	0	30	

Results presented on this page are in the units indicated by the "Units" column except where an alternate unit is presented to the right of the result.

REPORT OF LABORATORY ANALYSIS

This report shall not be reproduced, except in full,
without the written consent of Pace Analytical Services, LLC.

Pace Analytical Services, LLC
9800 Kincey Ave. Suite 100
Huntersville, NC 28078
(704)875-9092

QUALITY CONTROL DATA

Project: Colonial Pipeline (8/29-8/31)
Pace Project No.: 92493224

LABORATORY CONTROL SAMPLE & LCSD: 2988545 2988546

Parameter	Units	Spike Conc.	LCS Result	LCSD Result	LCS % Rec	LCSD % Rec	% Rec Limits	RPD	Max RPD	Qualifiers
1,4-Dichlorobenzene	ug/L	50	49.0	49.5	98	99	70-130	1	30	
2,2-Dichloropropane	ug/L	50	45.0	43.8	90	88	69-130	3	30	
2-Butanone (MEK)	ug/L	100	88.5	86.8	88	87	64-135	2	30	
2-Chlorotoluene	ug/L	50	48.1	48.0	96	96	70-130	0	30	
2-Hexanone	ug/L	100	93.9	94.2	94	94	66-135	0	30	
4-Chlorotoluene	ug/L	50	47.1	47.5	94	95	70-130	1	30	
4-Methyl-2-pentanone (MIBK)	ug/L	100	95.5	95.8	95	96	70-130	0	30	
Acetone	ug/L	100	93.0	92.7	93	93	61-157	0	30	
Benzene	ug/L	50	46.3	47.2	93	94	70-130	2	30	
Bromobenzene	ug/L	50	47.8	47.3	96	95	70-130	1	30	
Bromochloromethane	ug/L	50	45.4	44.6	91	89	70-130	2	30	
Bromodichloromethane	ug/L	50	44.0	43.4	88	87	70-130	1	30	
Bromoform	ug/L	50	45.0	44.9	90	90	70-130	0	30	
Bromomethane	ug/L	50	40.2	40.1	80	80	38-130	0	30	
Carbon tetrachloride	ug/L	50	47.1	47.4	94	95	70-130	1	30	
Chlorobenzene	ug/L	50	47.8	47.9	96	96	70-130	0	30	
Chloroethane	ug/L	50	26.2	25.1	52	50	37-142	4	30	IK
Chloroform	ug/L	50	43.1	43.3	86	87	70-130	1	30	
Chloromethane	ug/L	50	38.1	36.7	76	73	48-130	4	30	
cis-1,2-Dichloroethene	ug/L	50	42.8	41.6	86	83	70-130	3	30	
cis-1,3-Dichloropropene	ug/L	50	48.4	48.1	97	96	70-130	1	30	
Dibromochloromethane	ug/L	50	47.7	47.5	95	95	70-130	1	30	
Dibromomethane	ug/L	50	47.6	48.4	95	97	70-130	2	30	
Dichlorodifluoromethane	ug/L	50	37.3	36.3	75	73	53-134	3	30	
Diisopropyl ether	ug/L	50	44.0	43.3	88	87	70-135	2	30	
Ethylbenzene	ug/L	50	46.8	46.7	94	93	70-130	0	30	
Hexachloro-1,3-butadiene	ug/L	50	48.7	49.3	97	99	68-132	1	30	
m&p-Xylene	ug/L	100	94.0	93.4	94	93	70-130	1	30	
Methyl-tert-butyl ether	ug/L	50	46.7	45.7	93	91	70-130	2	30	
Methylene Chloride	ug/L	50	40.4	39.3	81	79	67-132	3	30	
Naphthalene	ug/L	50	50.1	52.4	100	105	70-130	5	30	
o-Xylene	ug/L	50	47.2	46.8	94	94	70-131	1	30	
p-Isopropyltoluene	ug/L	50	47.2	47.5	94	95	70-130	1	30	
Styrene	ug/L	50	48.3	48.3	97	97	70-130	0	30	
Tetrachloroethene	ug/L	50	49.4	50.5	99	101	69-130	2	30	
Toluene	ug/L	50	47.4	47.3	95	95	70-130	0	30	
trans-1,2-Dichloroethene	ug/L	50	43.3	42.2	87	84	70-130	3	30	
trans-1,3-Dichloropropene	ug/L	50	46.4	46.2	93	92	70-130	0	30	
Trichloroethene	ug/L	50	48.7	49.3	97	99	70-130	1	30	
Trichlorofluoromethane	ug/L	50	35.3	33.9	71	68	63-130	4	30	
Vinyl acetate	ug/L	100	94.5	92.0	94	92	55-143	3	30	
Vinyl chloride	ug/L	50	38.4	37.7	77	75	70-131	2	30	
Xylene (Total)	ug/L	150	141	140	94	93	70-130	1	30	
1,2-Dichloroethane-d4 (S)	%				87	84	70-130			
4-Bromofluorobenzene (S)	%				99	98	70-130			
Toluene-d8 (S)	%				99	99	70-130			

Results presented on this page are in the units indicated by the "Units" column except where an alternate unit is presented to the right of the result.

REPORT OF LABORATORY ANALYSIS

This report shall not be reproduced, except in full,
without the written consent of Pace Analytical Services, LLC.

Pace Analytical Services, LLC
9800 Kincey Ave. Suite 100
Huntersville, NC 28078
(704)875-9092

QUALITY CONTROL DATA

Project: Colonial Pipeline (8/29-8/31)
Pace Project No.: 92493224

QC Batch: 563564
QC Batch Method: ASTM D2974-87
Analysis Method: ASTM D2974-87
Analysis Description: Dry Weight/Percent Moisture
Laboratory: Pace Analytical Services - Charlotte
Associated Lab Samples: 92493224001, 92493224002, 92493224003, 92493224004, 92493224005, 92493224006

SAMPLE DUPLICATE: 2988097

Parameter	Units	92493224001 Result	Dup Result	RPD	Qualifiers
Percent Moisture	%	14.1	14.7	4	

SAMPLE DUPLICATE: 2988098

Parameter	Units	92493190008 Result	Dup Result	RPD	Qualifiers
Percent Moisture	%	19.9	18.6	7	

Results presented on this page are in the units indicated by the "Units" column except where an alternate unit is presented to the right of the result.

REPORT OF LABORATORY ANALYSIS

This report shall not be reproduced, except in full,
without the written consent of Pace Analytical Services, LLC.

Pace Analytical Services, LLC
9800 Kincey Ave. Suite 100
Huntersville, NC 28078
(704)875-9092

QUALITY CONTROL DATA

Project: Colonial Pipeline (8/29-8/31)
Pace Project No.: 92493224

QC Batch: 1536052 | Analysis Method: SM 2540G
QC Batch Method: SM 2540 G | Analysis Description: Total Solids 2540 G-2011
Laboratory: Pace National - Mt. Juliet
Associated Lab Samples: 92493224001, 92493224002, 92493224003, 92493224004, 92493224005, 92493224006

METHOD BLANK: R3566220-1 Matrix: Solid
Associated Lab Samples: 92493224001, 92493224002, 92493224003, 92493224004, 92493224005, 92493224006

Parameter	Units	Blank Result	Reporting Limit	Analyzed	Qualifiers
Total Solids	%	ND		09/01/20 11:55	

LABORATORY CONTROL SAMPLE: R3566220-2

Parameter	Units	Spike Conc.	LCS Result	LCS % Rec	% Rec Limits	Qualifiers
Total Solids	%	50.0	50.0	100	85.0-115	

SAMPLE DUPLICATE: R3566220-3

Parameter	Units	92493224004 Result	Dup Result	RPD	Qualifiers
Total Solids	%	85.0	84.8	0.237	

Results presented on this page are in the units indicated by the "Units" column except where an alternate unit is presented to the right of the result.

REPORT OF LABORATORY ANALYSIS

This report shall not be reproduced, except in full,
without the written consent of Pace Analytical Services, LLC.

Pace Analytical Services, LLC
9800 Kincey Ave. Suite 100
Huntersville, NC 28078
(704)875-9092

QUALIFIERS

Project: Colonial Pipeline (8/29-8/31)
Pace Project No.: 92493224

DEFINITIONS

DF - Dilution Factor, if reported, represents the factor applied to the reported data due to dilution of the sample aliquot.

ND - Not Detected at or above adjusted reporting limit.

TNTC - Too Numerous To Count

J - Estimated concentration above the adjusted method detection limit and below the adjusted reporting limit.

MDL - Adjusted Method Detection Limit.

PQL - Practical Quantitation Limit.

RL - Reporting Limit - The lowest concentration value that meets project requirements for quantitative data with known precision and bias for a specific analyte in a specific matrix.

S - Surrogate

1,2-Diphenylhydrazine decomposes to and cannot be separated from Azobenzene using Method 8270. The result for each analyte is a combined concentration.

Consistent with EPA guidelines, unrounded data are displayed and have been used to calculate % recovery and RPD values.

LCS(D) - Laboratory Control Sample (Duplicate)

MS(D) - Matrix Spike (Duplicate)

DUP - Sample Duplicate

RPD - Relative Percent Difference

NC - Not Calculable.

SG - Silica Gel - Clean-Up

U - Indicates the compound was analyzed for, but not detected.

Acid preservation may not be appropriate for 2 Chloroethylvinyl ether.

A separate vial preserved to a pH of 4-5 is recommended in SW846 Chapter 4 for the analysis of Acrolein and Acrylonitrile by EPA Method 8260.

N-Nitrosodiphenylamine decomposes and cannot be separated from Diphenylamine using Method 8270. The result reported for each analyte is a combined concentration.

Pace Analytical is TNI accredited. Contact your Pace PM for the current list of accredited analytes.

TNI - The NELAC Institute.

ANALYTE QUALIFIERS

IK	The recalculated concentration of the calibration standard(s) did not meet method acceptance criteria; this result should be considered an estimated value.
L1	Analyte recovery in the laboratory control sample (LCS) was above QC limits. Results for this analyte in associated samples may be biased high.
M0	Matrix spike recovery and/or matrix spike duplicate recovery was outside laboratory control limits.
M1	Matrix spike recovery exceeded QC limits. Batch accepted based on laboratory control sample (LCS) recovery.
v1	The continuing calibration verification was above the method acceptance limit. Any detection for the analyte in the associated samples may have a high bias.

This report shall not be reproduced, except in full,
without the written consent of Pace Analytical Services, LLC.

Pace Analytical Services, LLC
9800 Kincey Ave. Suite 100
Huntersville, NC 28078
(704)875-9092

QUALITY CONTROL DATA CROSS REFERENCE TABLE

Project: Colonial Pipeline (8/29-8/31)
Pace Project No.: 92493224

Lab ID	Sample ID	QC Batch Method	QC Batch	Analytical Method	Analytical Batch
92493224001	**MW-6 (1-2.5)**	MADEPV	1536287	MADEP VPH	1536287
92493224002	**MW-6 (15-17.5)**	MADEPV	1536287	MADEP VPH	1536287
92493224003	**MW-7 (5-7.5)**	MADEPV	1536287	MADEP VPH	1536287
92493224004	**MW-7 (15-17.5)**	MADEPV	1536287	MADEP VPH	1536287
92493224005	**MW-9 (7.5-10)**	MADEPV	1536287	MADEP VPH	1536287
92493224006	**MW-9 (20-22.5)**	MADEPV	1536287	MADEP VPH	1536287
92493224001	**MW-6 (1-2.5)**	EPA 5035A/5030B	563705	EPA 8260D	563728
92493224002	**MW-6 (15-17.5)**	EPA 5035A/5030B	563705	EPA 8260D	563728
92493224003	**MW-7 (5-7.5)**	EPA 5035A/5030B	563705	EPA 8260D	563728
92493224004	**MW-7 (15-17.5)**	EPA 5035A/5030B	563705	EPA 8260D	563728
92493224005	**MW-9 (7.5-10)**	EPA 5035A/5030B	563705	EPA 8260D	563728
92493224006	**MW-9 (20-22.5)**	EPA 5035A/5030B	563705	EPA 8260D	563728
92493224007	**TB-1**	EPA 8260D	563726		
92493224001	**MW-6 (1-2.5)**	ASTM D2974-87	563564		
92493224002	**MW-6 (15-17.5)**	ASTM D2974-87	563564		
92493224003	**MW-7 (5-7.5)**	ASTM D2974-87	563564		
92493224004	**MW-7 (15-17.5)**	ASTM D2974-87	563564		
92493224005	**MW-9 (7.5-10)**	ASTM D2974-87	563564		
92493224006	**MW-9 (20-22.5)**	ASTM D2974-87	563564		
92493224001	**MW-6 (1-2.5)**	SM 2540 G	1536052	SM 2540G	1536052
92493224002	**MW-6 (15-17.5)**	SM 2540 G	1536052	SM 2540G	1536052
92493224003	**MW-7 (5-7.5)**	SM 2540 G	1536052	SM 2540G	1536052
92493224004	**MW-7 (15-17.5)**	SM 2540 G	1536052	SM 2540G	1536052
92493224005	**MW-9 (7.5-10)**	SM 2540 G	1536052	SM 2540G	1536052
92493224006	**MW-9 (20-22.5)**	SM 2540 G	1536052	SM 2540G	1536052

This report shall not be reproduced, except in full,
without the written consent of Pace Analytical Services, LLC.

Pace Analytical®	Document Name: Sample Condition Upon Receipt(SCUR)	Document Revised: February 7, 2018 Page 1 of 2
	Document No.: F-CAR-CS-033-Rev.06	Issuing Authority: Pace Carolinas Quality Office

Laboratory receiving samples: Asheville ☐ Eden ☐ Greenwood ☐ Huntersville ☑ Raleigh ☐ Mechanicsville ☐

WO# : 92493224

92493224

Sample Condition Upon Receipt

Client Name: Arcadis **Project #:**

Courier: ☐ Fed Ex ☐ UPS ☐ USPS ☐ Client ☐ Commercial ☑ Pace ☐ Other:____

Custody Seal Present? ☐ Yes ☒ No **Seals Intact?** ☐ Yes ☐ No

Date/Initials Person Examining Contents: 8/31/20

Packing Material: ☐ Bubble Wrap ☐ Bubble Bags ☐ None ☒ Other

Biological Tissue Frozen? ☐ Yes ☐ No ☒ N/A 8/31/20

Thermometer: ☐ IR Gun ID: 92T061 **Type of Ice:** ☒ Wet ☐ Blue ☐ None

Cooler Temp (°C): 4.5 **Correction Factor:** Add/Subtract (°C) 0.0

Cooler Temp Corrected (°C): 4.5

Temp should be above freezing to 6°C

☐ Samples out of temp criteria. Samples on ice, cooling process has begun

USDA Regulated Soil (☐ N/A, water sample)

Did samples originate in a quarantine zone within the United States: CA, NY, or SC (check maps)? ☐ Yes ☐ No

Did samples originate from a foreign source (Internationally, including Hawaii and Puerto Rico)? ☐ Yes ☐ No

				Comments/Discrepancy:
Chain of Custody Present?	☑ Yes	☐ No	☐ N/A	1.
Samples Arrived within Hold Time?	☑ Yes	☐ No	☐ N/A	2.
Short Hold Time Analysis (<72 hr.)?	☐ Yes	☑ No	☐ N/A	3.
Rush Turn Around Time Requested?	☐ Yes	☑ No	☐ N/A	4.
Sufficient Volume?	☑ Yes	☐ No	☐ N/A	5.
Correct Containers Used?	☑ Yes	☐ No	☐ N/A	6.
-Pace Containers Used?	☑ Yes	☐ No	☐ N/A	
Containers Intact?	☑ Yes	☐ No	☐ N/A	7.
Dissolved analysis: Samples Field Filtered?	☐ Yes	☑ No	☐ N/A	8.
Sample Labels Match COC?	☑ Yes	☐ No	☐ N/A	9.
-Includes Date/Time/ID/Analysis Matrix: SL/WT				
Headspace in VOA Vials (>5-6mm)?	☐ Yes	☑ No	☒ N/A	10.
Trip Blank Present?	☑ Yes	☐ No	☒ N/A	11.
Trip Blank Custody Seals Present?	☑ Yes	☐ No	☒ N/A	

NMG 8/31/20

Field Data Required? ☐ Yes ☐ No

COMMENTS/SAMPLE DISCREPANCY

Lot ID of split containers:

CLIENT NOTIFICATION/RESOLUTION

Person contacted: _____ Date/Time: _____

Project Manager SCURF Review: NMG **Date:** 8/31/20

Project Manager SRF Review: NMG **Date:** 8/21/20

***Check mark top half of box if pH and/or dechlorination is verified and within the acceptance range for preservation samples.**

Exceptions: VOA, Coliform, TOC, Oil and Grease, DRO/8015 (water) DOC, LLHg

****Bottom half of box is to list number of bottle**

Project WO# : 92493224

PM: NMG Due Date: 09/01/20

CLIENT: 92-AECOM CHA

Item#	BP4U-125 mL Plastic Unpreserved (N/A) (Cl-)	BP3U-250 mL Plastic Unpreserved (N/A)	BP2U-500 mL Plastic Unpreserved (N/A)	BP1U-1 liter Plastic Unpreserved (N/A)	BP4S-125 mL Plastic H2SO4 (pH < 2) (Cl-)	BP3N-250 mL plastic HNO3 (pH < 2)	BP4Z-125 mL Plastic ZN Acetate & NaOH (>9)	BP4C-125 mL Plastic NaOH (pH > 12) (Cl-)	WGFU-Wide-mouthed Glass jar Unpreserved	AG1U-1 liter Amber Unpreserved (N/A) (Cl-)	AG1H-1 liter Amber HCl (pH < 2)	AG3U-250 mL Amber Unpreserved (N/A) (Cl-	AG1S-1 liter Amber H2SO4 (pH < 2)	AG3S-250 mL Amber H2SO4 (pH < 2)	AG3A(DG3A)-250 mL Amber NH4Cl (N/A)(Cl-)	DG9H-40 mL VOA HCl (N/A)	VG9T-40 mL VOA Na2S2O3 (N/A)	VG9U-40 mL VOA Unp (N/A)	DG9P-40 mL VOA H3PO4 (N/A)	VOAK (6 vials per kit)-5035 kit (N/A)	V/GK (3 vials per kit)-VPH/Gas kit (N/A)	SP5T-125 mL Sterile Plastic (N/A – lab)	SP2T-250 mL Sterile Plastic (N/A – lab)		BP3A-250 mL Plastic (NH2)2SO4 (9.3-9.7)	AG0U-100 mL Amber Unpreserved vials (N/A)	VSGU-20 mL Scintillation vials (N/A)	DG9U-40 mL Amber Unpreserved vials (N/A)
1	\				\		\	\			\		\	\	\						6			\	\			
2	\				\		\	\			\		\	\	\						6			\	\			
3	\				\		\	\			\		\	\	\						6			\	\			
4	\				\		\	\			\		\	\	\						6			\	\			
5	\				\		\	\			\		\	\	\						6			\	\			
6	\				\		\	\			\		\	\	\						6			\	\			
7	\				\		\	\			\		\	\	\	2								\	\			
8	\				\		\	\			\		\	\	\									\	\			
9	\				\		\	\			\		\	\	\									\	\			
10	\				\		\	\			\		\	\	\									\	\			
11	\				\		\	\			\		\	\	\									\	\			
12	\				\		\	\			\		\	\	\									\	\			

pH Adjustment Log for Preserved Samples

Sample ID	Type of Preservative	pH upon receipt	Date preservation adjusted	Time preservation adjusted	Amount of Preservative added	Lot #

Note: Whenever there is a discrepancy affecting North Carolina compliance samples, a copy of this form will be sent to the North Carolina DEHNR Certification Office (i.e. Out of hold, incorrect preservative, out of temp, incorrect containers.

Pace Analytical
WWW.PACELABS.COM

CHAIN-OF-CUSTODY / Analytical Request Document

The Chain-of-Custody is a LEGAL DOCUMENT. All relevant fields must be completed accurately.

Page : 1 Of 1

Section A Required Client Information:		Section B Required Project Information:		Section C Invoice Information:	
Company:	AECOM, Charlotte	Report To:	Wreschnig, Andrew	Attention:	
Address:	6000 Fairview Road	Copy To:		Company Name:	
Suite 200, Charlotte, NC 28210				Address:	
Email:	andrew.wreschnig@aecom.com	Purchase Order #:		Pace Quote:	
Phone:	(980)221-7831 Fax	Project Name:	Colonial Pipeline	Pace Project Manager:	nicole.gasiorowski@pacelabs.com,
Requested Due Date:		Project #:		Pace Profile #:	12518

Regulatory Agency

State / Location: NC

ITEM #	SAMPLE ID (One Character per box. (A-Z, 0-9 / , -) Sample Ids must be unique)	MATRIX CODE (see valid codes to left)	SAMPLE TYPE (G=GRAB C=COMP)	COLLECTED START DATE	COLLECTED START TIME	COLLECTED END DATE	COLLECTED END TIME	SAMPLE TEMP AT COLLECTION	# OF CONTAINERS	Preservatives: Unpreserved	H2SO4	HNO3	HCl	NaOH	Na2S2O3	Methanol	Other ITEM #	Y/N	Analyses Test: 6200-8260	VPH	6010 Lead	504.1 EDB	Trip BLANK	Residual Chlorine (Y/N)	92493224
1	MW-6 (1-2.5)	SL	G	9/22/20	1455				6							X			X	X			X		001
2	MW-6 (15-17.5)	SL	G	9/23/20	1500																				002
3	MW-7 (5-7.5)	SL	G	9/30/20	1140																				003
4	MW-7 (15-17.5)	SL	G	9/30/20	1150																				004
5	MW-9 (7.5-10)	SL	G	8/31/20	1300																				005
6	MW-9 (20-22.5)	SL	G	8/31/20	1310																				006
7	TB-1	WT	G	9/22/20	—				2				X				X								007
8																									
9																									
10																									
11																									
12																									

ADDITIONAL COMMENTS	RELINQUISHED BY / AFFILIATION	DATE	TIME	ACCEPTED BY / AFFILIATION	DATE	TIME	SAMPLE CONDITIONS			
	[signature] / AECOM	8/31/20	1530	[signature] PACE	8/31	1542	~~4.5~~	~~Y~~	~~N~~	~~Y~~
	[signature] PACE	8/31	1553	[signature] PACE	8/31	1553	4.5	Y	N	Y

SAMPLER NAME AND SIGNATURE			TEMP in C	Received on Ice (Y/N)	Custody Sealed Cooler (Y/N)	Samples Intact (Y/N)
PRINT Name of SAMPLER:	Ben Welcher					
SIGNATURE of SAMPLER:	[signature]	DATE Signed: 8/31/20				

Pace Analytical Services, LLC
9800 Kincey Ave. Suite 100
Huntersville, NC 28078
(704)875-9092

September 03, 2020

Andrew Wreschnig
AECOM
6000 Fairview Road
Suite 200
Charlotte, NC 28210

RE: Project: Colonial Pipeline (8/31)
Pace Project No.: 92493403

Dear Andrew Wreschnig:

Enclosed are the analytical results for sample(s) received by the laboratory on September 01, 2020. The results relate only to the samples included in this report. Results reported herein conform to the applicable TNI/NELAC Standards and the laboratory's Quality Manual, where applicable, unless otherwise noted in the body of the report.

The test results provided in this final report were generated by each of the following laboratories within the Pace Network:

- Pace National - Mt. Juliet
- Pace Analytical Services - Charlotte

If you have any questions concerning this report, please feel free to contact me.

Sincerely,

Nicole Gasiorowski

Nicole Gasiorowski
nicole.gasiorowski@pacelabs.com
(704)875-9092
Project Manager

Enclosures

cc: Jeff Morrison, Colonial Pipeline Company

This report shall not be reproduced, except in full,
without the written consent of Pace Analytical Services, LLC.

Pace Analytical Services, LLC
9800 Kincey Ave. Suite 100
Huntersville, NC 28078
(704)875-9092

CERTIFICATIONS

Project: Colonial Pipeline (8/31)
Pace Project No.: 92493403

Pace Analytical Services National

12065 Lebanon Road, Mt. Juliet, TN 37122
Alabama Certification #: 40660
Alaska Certification 17-026
Arizona Certification #: AZ0612
Arkansas Certification #: 88-0469
California Certification #: 2932
Canada Certification #: 1461.01
Colorado Certification #: TN00003
Connecticut Certification #: PH-0197
DOD Certification: #1461.01
EPA# TN00003
Florida Certification #: E87487
Georgia DW Certification #: 923
Georgia Certification: NELAP
Idaho Certification #: TN00003
Illinois Certification #: 200008
Indiana Certification #: C-TN-01
Iowa Certification #: 364
Kansas Certification #: E-10277
Kentucky UST Certification #: 16
Kentucky Certification #: 90010
Louisiana Certification #: AI30792
Louisiana DW Certification #: LA180010
Maine Certification #: TN0002
Maryland Certification #: 324
Massachusetts Certification #: M-TN003
Michigan Certification #: 9958
Minnesota Certification #: 047-999-395
Mississippi Certification #: TN00003
Missouri Certification #: 340
Montana Certification #: CERT0086
Nebraska Certification #: NE-OS-15-05
Nevada Certification #: TN-03-2002-34
New Hampshire Certification #: 2975
New Jersey Certification #: TN002
New Mexico DW Certification
New York Certification #: 11742
North Carolina Aquatic Toxicity Certification #: 41
North Carolina Drinking Water Certification #: 21704
North Carolina Environmental Certificate #: 375
North Dakota Certification #: R-140
Ohio VAP Certification #: CL0069
Oklahoma Certification #: 9915
Oregon Certification #: TN200002
Pennsylvania Certification #: 68-02979
Rhode Island Certification #: LAO00356
South Carolina Certification #: 84004
South Dakota Certification
Tennessee DW/Chem/Micro Certification #: 2006
Texas Certification #: T 104704245-17-14
Texas Mold Certification #: LAB0152
USDA Soil Permit #: P330-15-00234
Utah Certification #: TN00003
Virginia Certification #: VT2006
Vermont Dept. of Health: ID# VT-2006
Virginia Certification #: 460132
Washington Certification #: C847
West Virginia Certification #: 233
Wisconsin Certification #: 9980939910
Wyoming UST Certification #: via A2LA 2926.01
A2LA-ISO 17025 Certification #: 1461.01
A2LA-ISO 17025 Certification #: 1461.02
AIHA-LAP/LLC EMLAP Certification #:100789

Pace Analytical Services Charlotte

9800 Kincey Ave. Ste 100, Huntersville, NC 28078
Louisiana/NELAP Certification # LA170028
North Carolina Drinking Water Certification #: 37706
North Carolina Field Services Certification #: 5342
North Carolina Wastewater Certification #: 12
South Carolina Certification #: 99006001
Florida/NELAP Certification #: E87627
Kentucky UST Certification #: 84
Virginia/VELAP Certification #: 460221

REPORT OF LABORATORY ANALYSIS

This report shall not be reproduced, except in full,
without the written consent of Pace Analytical Services, LLC.

Pace Analytical Services, LLC
9800 Kincey Ave. Suite 100
Huntersville, NC 28078
(704)875-9092

SAMPLE ANALYTE COUNT

Project: Colonial Pipeline (8/31)
Pace Project No.: 92493403

Lab ID	Sample ID	Method	Analysts	Analytes Reported	Laboratory
92493403001	**MW-10 (7.5-10)**	MADEP VPH	BMB	6	PAN
		EPA 8260D	SAS	70	PASI-C
		ASTM D2974-87	KDF	1	PASI-C
		SM 2540G	MT	1	PAN
92493403002	**MW-10 (22.5-25)**	MADEP VPH	BMB	6	PAN
		EPA 8260D	SAS	70	PASI-C
		ASTM D2974-87	KDF	1	PASI-C
		SM 2540G	MT	1	PAN
92493403003	**TB-1**	EPA 8260D	PM1	63	PASI-C

PAN = Pace National - Mt. Juliet
PASI-C = Pace Analytical Services - Charlotte

This report shall not be reproduced, except in full,
without the written consent of Pace Analytical Services, LLC.

Pace Analytical Services, LLC
9800 Kincey Ave. Suite 100
Huntersville, NC 28078
(704)875-9092

ANALYTICAL RESULTS

Project: Colonial Pipeline (8/31)
Pace Project No.: 92493403

Sample: MW-10 (7.5-10) **Lab ID: 92493403001** Collected: 08/31/20 18:10 Received: 09/01/20 15:00 Matrix: Solid

Results reported on a "dry weight" basis and are adjusted for percent moisture, sample size and any dilutions.

Parameters	Results	Units	Report Limit	DF	Prepared	Analyzed	CAS No.	Qual
MADEPV	Analytical Method: MADEP VPH Preparation Method: MADEPV Pace National - Mt. Juliet							
Aliphatic (C05-C08)	ND	mg/kg	9.20	1	08/31/20 18:10	09/02/20 15:57		
Aliphatic (C09-C12)	ND	mg/kg	9.20	1	08/31/20 18:10	09/02/20 15:57		
Aromatic (C09-C10),Unadjusted	ND	mg/kg	9.20	1	08/31/20 18:10	09/02/20 15:57	TPHC9C10A	
Total VPH	ND	mg/kg	9.20	1	08/31/20 18:10	09/02/20 15:57	VPH	
Surrogates								
2,5-Dibromotoluene (FID)	97.2	%	70.0-130	1	08/31/20 18:10	09/02/20 15:57	615-59-8FID	
2,5-Dibromotoluene (PID)	98.1	%	70.0-130	1	08/31/20 18:10	09/02/20 15:57	615-59-8PID	
8260D/5035A/5030B Volatiles	Analytical Method: EPA 8260D Preparation Method: EPA 5035A/5030B Pace Analytical Services - Charlotte							
Acetone	ND	ug/kg	114	1	09/02/20 08:49	09/02/20 10:38	67-64-1	
Benzene	ND	ug/kg	5.7	1	09/02/20 08:49	09/02/20 10:38	71-43-2	
Bromobenzene	ND	ug/kg	5.7	1	09/02/20 08:49	09/02/20 10:38	108-86-1	
Bromochloromethane	ND	ug/kg	5.7	1	09/02/20 08:49	09/02/20 10:38	74-97-5	
Bromodichloromethane	ND	ug/kg	5.7	1	09/02/20 08:49	09/02/20 10:38	75-27-4	
Bromoform	ND	ug/kg	5.7	1	09/02/20 08:49	09/02/20 10:38	75-25-2	
Bromomethane	ND	ug/kg	11.4	1	09/02/20 08:49	09/02/20 10:38	74-83-9	
2-Butanone (MEK)	ND	ug/kg	114	1	09/02/20 08:49	09/02/20 10:38	78-93-3	
n-Butylbenzene	ND	ug/kg	5.7	1	09/02/20 08:49	09/02/20 10:38	104-51-8	
sec-Butylbenzene	ND	ug/kg	5.7	1	09/02/20 08:49	09/02/20 10:38	135-98-8	
tert-Butylbenzene	ND	ug/kg	5.7	1	09/02/20 08:49	09/02/20 10:38	98-06-6	
Carbon tetrachloride	ND	ug/kg	5.7	1	09/02/20 08:49	09/02/20 10:38	56-23-5	
Chlorobenzene	ND	ug/kg	5.7	1	09/02/20 08:49	09/02/20 10:38	108-90-7	
Chloroethane	ND	ug/kg	11.4	1	09/02/20 08:49	09/02/20 10:38	75-00-3	
Chloroform	ND	ug/kg	5.7	1	09/02/20 08:49	09/02/20 10:38	67-66-3	
Chloromethane	ND	ug/kg	11.4	1	09/02/20 08:49	09/02/20 10:38	74-87-3	
2-Chlorotoluene	ND	ug/kg	5.7	1	09/02/20 08:49	09/02/20 10:38	95-49-8	
4-Chlorotoluene	ND	ug/kg	5.7	1	09/02/20 08:49	09/02/20 10:38	106-43-4	
1,2-Dibromo-3-chloropropane	ND	ug/kg	5.7	1	09/02/20 08:49	09/02/20 10:38	96-12-8	
Dibromochloromethane	ND	ug/kg	5.7	1	09/02/20 08:49	09/02/20 10:38	124-48-1	
1,2-Dibromoethane (EDB)	ND	ug/kg	5.7	1	09/02/20 08:49	09/02/20 10:38	106-93-4	
Dibromomethane	ND	ug/kg	5.7	1	09/02/20 08:49	09/02/20 10:38	74-95-3	
1,2-Dichlorobenzene	ND	ug/kg	5.7	1	09/02/20 08:49	09/02/20 10:38	95-50-1	
1,3-Dichlorobenzene	ND	ug/kg	5.7	1	09/02/20 08:49	09/02/20 10:38	541-73-1	
1,4-Dichlorobenzene	ND	ug/kg	5.7	1	09/02/20 08:49	09/02/20 10:38	106-46-7	
Dichlorodifluoromethane	ND	ug/kg	11.4	1	09/02/20 08:49	09/02/20 10:38	75-71-8	
1,1-Dichloroethane	ND	ug/kg	5.7	1	09/02/20 08:49	09/02/20 10:38	75-34-3	
1,2-Dichloroethane	ND	ug/kg	5.7	1	09/02/20 08:49	09/02/20 10:38	107-06-2	
1,1-Dichloroethene	ND	ug/kg	5.7	1	09/02/20 08:49	09/02/20 10:38	75-35-4	
cis-1,2-Dichloroethene	ND	ug/kg	5.7	1	09/02/20 08:49	09/02/20 10:38	156-59-2	
trans-1,2-Dichloroethene	ND	ug/kg	5.7	1	09/02/20 08:49	09/02/20 10:38	156-60-5	
1,2-Dichloropropane	ND	ug/kg	5.7	1	09/02/20 08:49	09/02/20 10:38	78-87-5	
1,3-Dichloropropane	ND	ug/kg	5.7	1	09/02/20 08:49	09/02/20 10:38	142-28-9	
2,2-Dichloropropane	ND	ug/kg	5.7	1	09/02/20 08:49	09/02/20 10:38	594-20-7	
1,1-Dichloropropene	ND	ug/kg	5.7	1	09/02/20 08:49	09/02/20 10:38	563-58-6	

REPORT OF LABORATORY ANALYSIS

This report shall not be reproduced, except in full,
without the written consent of Pace Analytical Services, LLC.

Pace Analytical Services, LLC
9800 Kincey Ave. Suite 100
Huntersville, NC 28078
(704)875-9092

ANALYTICAL RESULTS

Project: Colonial Pipeline (8/31)
Pace Project No.: 92493403

Sample: MW-10 (7.5-10) **Lab ID: 92493403001** Collected: 08/31/20 18:10 Received: 09/01/20 15:00 Matrix: Solid

Results reported on a "dry weight" basis and are adjusted for percent moisture, sample size and any dilutions.

Parameters	Results	Units	Report Limit	DF	Prepared	Analyzed	CAS No.	Qual
8260D/5035A/5030B Volatiles	Analytical Method: EPA 8260D Preparation Method: EPA 5035A/5030B Pace Analytical Services - Charlotte							
cis-1,3-Dichloropropene	ND	ug/kg	5.7	1	09/02/20 08:49	09/02/20 10:38	10061-01-5	
trans-1,3-Dichloropropene	ND	ug/kg	5.7	1	09/02/20 08:49	09/02/20 10:38	10061-02-6	
Diisopropyl ether	ND	ug/kg	5.7	1	09/02/20 08:49	09/02/20 10:38	108-20-3	
Ethylbenzene	ND	ug/kg	5.7	1	09/02/20 08:49	09/02/20 10:38	100-41-4	
Hexachloro-1,3-butadiene	ND	ug/kg	5.7	1	09/02/20 08:49	09/02/20 10:38	87-68-3	
2-Hexanone	ND	ug/kg	57.0	1	09/02/20 08:49	09/02/20 10:38	591-78-6	
Isopropylbenzene (Cumene)	ND	ug/kg	5.7	1	09/02/20 08:49	09/02/20 10:38	98-82-8	
p-Isopropyltoluene	ND	ug/kg	5.7	1	09/02/20 08:49	09/02/20 10:38	99-87-6	
Methylene Chloride	ND	ug/kg	22.8	1	09/02/20 08:49	09/02/20 10:38	75-09-2	
4-Methyl-2-pentanone (MIBK)	ND	ug/kg	57.0	1	09/02/20 08:49	09/02/20 10:38	108-10-1	
Methyl-tert-butyl ether	ND	ug/kg	5.7	1	09/02/20 08:49	09/02/20 10:38	1634-04-4	
Naphthalene	ND	ug/kg	5.7	1	09/02/20 08:49	09/02/20 10:38	91-20-3	
n-Propylbenzene	ND	ug/kg	5.7	1	09/02/20 08:49	09/02/20 10:38	103-65-1	
Styrene	ND	ug/kg	5.7	1	09/02/20 08:49	09/02/20 10:38	100-42-5	
1,1,1,2-Tetrachloroethane	ND	ug/kg	5.7	1	09/02/20 08:49	09/02/20 10:38	630-20-6	
1,1,2,2-Tetrachloroethane	ND	ug/kg	5.7	1	09/02/20 08:49	09/02/20 10:38	79-34-5	
Tetrachloroethene	ND	ug/kg	5.7	1	09/02/20 08:49	09/02/20 10:38	127-18-4	
Toluene	ND	ug/kg	5.7	1	09/02/20 08:49	09/02/20 10:38	108-88-3	IK
1,2,3-Trichlorobenzene	ND	ug/kg	5.7	1	09/02/20 08:49	09/02/20 10:38	87-61-6	
1,2,4-Trichlorobenzene	ND	ug/kg	5.7	1	09/02/20 08:49	09/02/20 10:38	120-82-1	
1,1,1-Trichloroethane	ND	ug/kg	5.7	1	09/02/20 08:49	09/02/20 10:38	71-55-6	
1,1,2-Trichloroethane	ND	ug/kg	5.7	1	09/02/20 08:49	09/02/20 10:38	79-00-5	
Trichloroethene	ND	ug/kg	5.7	1	09/02/20 08:49	09/02/20 10:38	79-01-6	
Trichlorofluoromethane	ND	ug/kg	5.7	1	09/02/20 08:49	09/02/20 10:38	75-69-4	
1,2,3-Trichloropropane	ND	ug/kg	5.7	1	09/02/20 08:49	09/02/20 10:38	96-18-4	
1,2,4-Trimethylbenzene	ND	ug/kg	5.7	1	09/02/20 08:49	09/02/20 10:38	95-63-6	
1,3,5-Trimethylbenzene	ND	ug/kg	5.7	1	09/02/20 08:49	09/02/20 10:38	108-67-8	
Vinyl acetate	ND	ug/kg	57.0	1	09/02/20 08:49	09/02/20 10:38	108-05-4	
Vinyl chloride	ND	ug/kg	11.4	1	09/02/20 08:49	09/02/20 10:38	75-01-4	
Xylene (Total)	ND	ug/kg	11.4	1	09/02/20 08:49	09/02/20 10:38	1330-20-7	
m&p-Xylene	ND	ug/kg	11.4	1	09/02/20 08:49	09/02/20 10:38	179601-23-1	
o-Xylene	ND	ug/kg	5.7	1	09/02/20 08:49	09/02/20 10:38	95-47-6	
Surrogates								
Toluene-d8 (S)	99	%	70-130	1	09/02/20 08:49	09/02/20 10:38	2037-26-5	
4-Bromofluorobenzene (S)	101	%	70-130	1	09/02/20 08:49	09/02/20 10:38	460-00-4	
1,2-Dichloroethane-d4 (S)	101	%	70-132	1	09/02/20 08:49	09/02/20 10:38	17060-07-0	
Percent Moisture	Analytical Method: ASTM D2974-87 Pace Analytical Services - Charlotte							
Percent Moisture	**24.3**	%	0.10	1		09/01/20 17:02		
Total Solids 2540 G-2011	Analytical Method: SM 2540G Preparation Method: SM 2540 G Pace National - Mt. Juliet							
Total Solids	**72.4**	%		1	09/02/20 14:55	09/02/20 15:01		

REPORT OF LABORATORY ANALYSIS

This report shall not be reproduced, except in full,
without the written consent of Pace Analytical Services, LLC.

Pace Analytical Services, LLC
9800 Kincey Ave. Suite 100
Huntersville, NC 28078
(704)875-9092

ANALYTICAL RESULTS

Project: Colonial Pipeline (8/31)
Pace Project No.: 92493403

Sample: MW-10 (22.5-25) **Lab ID: 92493403002** Collected: 08/31/20 18:20 Received: 09/01/20 15:00 Matrix: Solid

Results reported on a "dry weight" basis and are adjusted for percent moisture, sample size and any dilutions.

Parameters	Results	Units	Report Limit	DF	Prepared	Analyzed	CAS No.	Qual
MADEPV	Analytical Method: MADEP VPH Preparation Method: MADEPV Pace National - Mt. Juliet							
Aliphatic (C05-C08)	ND	mg/kg	5.34	1	08/31/20 18:20	09/02/20 16:31		
Aliphatic (C09-C12)	ND	mg/kg	5.34	1	08/31/20 18:20	09/02/20 16:31		
Aromatic (C09-C10),Unadjusted	ND	mg/kg	5.34	1	08/31/20 18:20	09/02/20 16:31	TPHC9C10A	
Total VPH	ND	mg/kg	5.34	1	08/31/20 18:20	09/02/20 16:31	VPH	
Surrogates								
2,5-Dibromotoluene (FID)	99.5	%	70.0-130	1	08/31/20 18:20	09/02/20 16:31	615-59-8FID	
2,5-Dibromotoluene (PID)	99.3	%	70.0-130	1	08/31/20 18:20	09/02/20 16:31	615-59-8PID	
8260D/5035A/5030B Volatiles	Analytical Method: EPA 8260D Preparation Method: EPA 5035A/5030B Pace Analytical Services - Charlotte							
Acetone	ND	ug/kg	85.1	1	09/02/20 08:49	09/02/20 11:14	67-64-1	
Benzene	ND	ug/kg	4.3	1	09/02/20 08:49	09/02/20 11:14	71-43-2	
Bromobenzene	ND	ug/kg	4.3	1	09/02/20 08:49	09/02/20 11:14	108-86-1	
Bromochloromethane	ND	ug/kg	4.3	1	09/02/20 08:49	09/02/20 11:14	74-97-5	
Bromodichloromethane	ND	ug/kg	4.3	1	09/02/20 08:49	09/02/20 11:14	75-27-4	
Bromoform	ND	ug/kg	4.3	1	09/02/20 08:49	09/02/20 11:14	75-25-2	
Bromomethane	ND	ug/kg	8.5	1	09/02/20 08:49	09/02/20 11:14	74-83-9	
2-Butanone (MEK)	ND	ug/kg	85.1	1	09/02/20 08:49	09/02/20 11:14	78-93-3	
n-Butylbenzene	ND	ug/kg	4.3	1	09/02/20 08:49	09/02/20 11:14	104-51-8	
sec-Butylbenzene	ND	ug/kg	4.3	1	09/02/20 08:49	09/02/20 11:14	135-98-8	
tert-Butylbenzene	ND	ug/kg	4.3	1	09/02/20 08:49	09/02/20 11:14	98-06-6	
Carbon tetrachloride	ND	ug/kg	4.3	1	09/02/20 08:49	09/02/20 11:14	56-23-5	
Chlorobenzene	ND	ug/kg	4.3	1	09/02/20 08:49	09/02/20 11:14	108-90-7	
Chloroethane	ND	ug/kg	8.5	1	09/02/20 08:49	09/02/20 11:14	75-00-3	
Chloroform	ND	ug/kg	4.3	1	09/02/20 08:49	09/02/20 11:14	67-66-3	
Chloromethane	ND	ug/kg	8.5	1	09/02/20 08:49	09/02/20 11:14	74-87-3	
2-Chlorotoluene	ND	ug/kg	4.3	1	09/02/20 08:49	09/02/20 11:14	95-49-8	
4-Chlorotoluene	ND	ug/kg	4.3	1	09/02/20 08:49	09/02/20 11:14	106-43-4	
1,2-Dibromo-3-chloropropane	ND	ug/kg	4.3	1	09/02/20 08:49	09/02/20 11:14	96-12-8	
Dibromochloromethane	ND	ug/kg	4.3	1	09/02/20 08:49	09/02/20 11:14	124-48-1	
1,2-Dibromoethane (EDB)	ND	ug/kg	4.3	1	09/02/20 08:49	09/02/20 11:14	106-93-4	
Dibromomethane	ND	ug/kg	4.3	1	09/02/20 08:49	09/02/20 11:14	74-95-3	
1,2-Dichlorobenzene	ND	ug/kg	4.3	1	09/02/20 08:49	09/02/20 11:14	95-50-1	
1,3-Dichlorobenzene	ND	ug/kg	4.3	1	09/02/20 08:49	09/02/20 11:14	541-73-1	
1,4-Dichlorobenzene	ND	ug/kg	4.3	1	09/02/20 08:49	09/02/20 11:14	106-46-7	
Dichlorodifluoromethane	ND	ug/kg	8.5	1	09/02/20 08:49	09/02/20 11:14	75-71-8	
1,1-Dichloroethane	ND	ug/kg	4.3	1	09/02/20 08:49	09/02/20 11:14	75-34-3	
1,2-Dichloroethane	ND	ug/kg	4.3	1	09/02/20 08:49	09/02/20 11:14	107-06-2	
1,1-Dichloroethene	ND	ug/kg	4.3	1	09/02/20 08:49	09/02/20 11:14	75-35-4	
cis-1,2-Dichloroethene	ND	ug/kg	4.3	1	09/02/20 08:49	09/02/20 11:14	156-59-2	
trans-1,2-Dichloroethene	ND	ug/kg	4.3	1	09/02/20 08:49	09/02/20 11:14	156-60-5	
1,2-Dichloropropane	ND	ug/kg	4.3	1	09/02/20 08:49	09/02/20 11:14	78-87-5	
1,3-Dichloropropane	ND	ug/kg	4.3	1	09/02/20 08:49	09/02/20 11:14	142-28-9	
2,2-Dichloropropane	ND	ug/kg	4.3	1	09/02/20 08:49	09/02/20 11:14	594-20-7	M1
1,1-Dichloropropene	ND	ug/kg	4.3	1	09/02/20 08:49	09/02/20 11:14	563-58-6	

REPORT OF LABORATORY ANALYSIS

This report shall not be reproduced, except in full,
without the written consent of Pace Analytical Services, LLC.

Pace Analytical Services, LLC
9800 Kincey Ave. Suite 100
Huntersville, NC 28078
(704)875-9092

ANALYTICAL RESULTS

Project: Colonial Pipeline (8/31)
Pace Project No.: 92493403

Sample: MW-10 (22.5-25) **Lab ID: 92493403002** Collected: 08/31/20 18:20 Received: 09/01/20 15:00 Matrix: Solid

Results reported on a "dry weight" basis and are adjusted for percent moisture, sample size and any dilutions.

Parameters	Results	Units	Report Limit	DF	Prepared	Analyzed	CAS No.	Qual
8260D/5035A/5030B Volatiles	Analytical Method: EPA 8260D Preparation Method: EPA 5035A/5030B Pace Analytical Services - Charlotte							
cis-1,3-Dichloropropene	ND	ug/kg	4.3	1	09/02/20 08:49	09/02/20 11:14	10061-01-5	
trans-1,3-Dichloropropene	ND	ug/kg	4.3	1	09/02/20 08:49	09/02/20 11:14	10061-02-6	
Diisopropyl ether	ND	ug/kg	4.3	1	09/02/20 08:49	09/02/20 11:14	108-20-3	
Ethylbenzene	ND	ug/kg	4.3	1	09/02/20 08:49	09/02/20 11:14	100-41-4	
Hexachloro-1,3-butadiene	ND	ug/kg	4.3	1	09/02/20 08:49	09/02/20 11:14	87-68-3	
2-Hexanone	ND	ug/kg	42.6	1	09/02/20 08:49	09/02/20 11:14	591-78-6	
Isopropylbenzene (Cumene)	ND	ug/kg	4.3	1	09/02/20 08:49	09/02/20 11:14	98-82-8	
p-Isopropyltoluene	ND	ug/kg	4.3	1	09/02/20 08:49	09/02/20 11:14	99-87-6	
Methylene Chloride	ND	ug/kg	17.0	1	09/02/20 08:49	09/02/20 11:14	75-09-2	
4-Methyl-2-pentanone (MIBK)	ND	ug/kg	42.6	1	09/02/20 08:49	09/02/20 11:14	108-10-1	
Methyl-tert-butyl ether	ND	ug/kg	4.3	1	09/02/20 08:49	09/02/20 11:14	1634-04-4	
Naphthalene	ND	ug/kg	4.3	1	09/02/20 08:49	09/02/20 11:14	91-20-3	
n-Propylbenzene	ND	ug/kg	4.3	1	09/02/20 08:49	09/02/20 11:14	103-65-1	
Styrene	ND	ug/kg	4.3	1	09/02/20 08:49	09/02/20 11:14	100-42-5	
1,1,1,2-Tetrachloroethane	ND	ug/kg	4.3	1	09/02/20 08:49	09/02/20 11:14	630-20-6	
1,1,2,2-Tetrachloroethane	ND	ug/kg	4.3	1	09/02/20 08:49	09/02/20 11:14	79-34-5	
Tetrachloroethene	ND	ug/kg	4.3	1	09/02/20 08:49	09/02/20 11:14	127-18-4	
Toluene	ND	ug/kg	4.3	1	09/02/20 08:49	09/02/20 11:14	108-88-3	IK
1,2,3-Trichlorobenzene	ND	ug/kg	4.3	1	09/02/20 08:49	09/02/20 11:14	87-61-6	
1,2,4-Trichlorobenzene	ND	ug/kg	4.3	1	09/02/20 08:49	09/02/20 11:14	120-82-1	
1,1,1-Trichloroethane	ND	ug/kg	4.3	1	09/02/20 08:49	09/02/20 11:14	71-55-6	
1,1,2-Trichloroethane	ND	ug/kg	4.3	1	09/02/20 08:49	09/02/20 11:14	79-00-5	
Trichloroethene	ND	ug/kg	4.3	1	09/02/20 08:49	09/02/20 11:14	79-01-6	
Trichlorofluoromethane	ND	ug/kg	4.3	1	09/02/20 08:49	09/02/20 11:14	75-69-4	
1,2,3-Trichloropropane	ND	ug/kg	4.3	1	09/02/20 08:49	09/02/20 11:14	96-18-4	
1,2,4-Trimethylbenzene	ND	ug/kg	4.3	1	09/02/20 08:49	09/02/20 11:14	95-63-6	
1,3,5-Trimethylbenzene	ND	ug/kg	4.3	1	09/02/20 08:49	09/02/20 11:14	108-67-8	
Vinyl acetate	ND	ug/kg	42.6	1	09/02/20 08:49	09/02/20 11:14	108-05-4	
Vinyl chloride	ND	ug/kg	8.5	1	09/02/20 08:49	09/02/20 11:14	75-01-4	
Xylene (Total)	ND	ug/kg	8.5	1	09/02/20 08:49	09/02/20 11:14	1330-20-7	
m&p-Xylene	ND	ug/kg	8.5	1	09/02/20 08:49	09/02/20 11:14	179601-23-1	
o-Xylene	ND	ug/kg	4.3	1	09/02/20 08:49	09/02/20 11:14	95-47-6	
Surrogates								
Toluene-d8 (S)	100	%	70-130	1	09/02/20 08:49	09/02/20 11:14	2037-26-5	
4-Bromofluorobenzene (S)	100	%	70-130	1	09/02/20 08:49	09/02/20 11:14	460-00-4	
1,2-Dichloroethane-d4 (S)	99	%	70-132	1	09/02/20 08:49	09/02/20 11:14	17060-07-0	
Percent Moisture	Analytical Method: ASTM D2974-87 Pace Analytical Services - Charlotte							
Percent Moisture	**4.5**	%	0.10	1		09/01/20 17:03		
Total Solids 2540 G-2011	Analytical Method: SM 2540G Preparation Method: SM 2540 G Pace National - Mt. Juliet							
Total Solids	**97.0**	%		1	09/02/20 14:55	09/02/20 15:01		

REPORT OF LABORATORY ANALYSIS

This report shall not be reproduced, except in full,
without the written consent of Pace Analytical Services, LLC.

Pace Analytical Services, LLC
9800 Kincey Ave. Suite 100
Huntersville, NC 28078
(704)875-9092

ANALYTICAL RESULTS

Project: Colonial Pipeline (8/31)
Pace Project No.: 92493403

Sample: TB-1 **Lab ID: 92493403003** Collected: 08/31/20 00:00 Received: 09/01/20 15:00 Matrix: Water

Parameters	Results	Units	Report Limit	DF	Prepared	Analyzed	CAS No.	Qual
8260D MSV Low Level	Analytical Method: EPA 8260D Pace Analytical Services - Charlotte							
Acetone	ND	ug/L	25.0	1		09/02/20 13:49	67-64-1	
Benzene	ND	ug/L	1.0	1		09/02/20 13:49	71-43-2	
Bromobenzene	ND	ug/L	1.0	1		09/02/20 13:49	108-86-1	
Bromochloromethane	ND	ug/L	1.0	1		09/02/20 13:49	74-97-5	
Bromodichloromethane	ND	ug/L	1.0	1		09/02/20 13:49	75-27-4	
Bromoform	ND	ug/L	1.0	1		09/02/20 13:49	75-25-2	
Bromomethane	ND	ug/L	2.0	1		09/02/20 13:49	74-83-9	
2-Butanone (MEK)	ND	ug/L	5.0	1		09/02/20 13:49	78-93-3	
Carbon tetrachloride	ND	ug/L	1.0	1		09/02/20 13:49	56-23-5	
Chlorobenzene	ND	ug/L	1.0	1		09/02/20 13:49	108-90-7	
Chloroethane	ND	ug/L	1.0	1		09/02/20 13:49	75-00-3	
Chloroform	ND	ug/L	5.0	1		09/02/20 13:49	67-66-3	
Chloromethane	ND	ug/L	1.0	1		09/02/20 13:49	74-87-3	v2
2-Chlorotoluene	ND	ug/L	1.0	1		09/02/20 13:49	95-49-8	
4-Chlorotoluene	ND	ug/L	1.0	1		09/02/20 13:49	106-43-4	
1,2-Dibromo-3-chloropropane	ND	ug/L	5.0	1		09/02/20 13:49	96-12-8	
Dibromochloromethane	ND	ug/L	1.0	1		09/02/20 13:49	124-48-1	
1,2-Dibromoethane (EDB)	ND	ug/L	1.0	1		09/02/20 13:49	106-93-4	
Dibromomethane	ND	ug/L	1.0	1		09/02/20 13:49	74-95-3	
1,2-Dichlorobenzene	ND	ug/L	1.0	1		09/02/20 13:49	95-50-1	
1,3-Dichlorobenzene	ND	ug/L	1.0	1		09/02/20 13:49	541-73-1	
1,4-Dichlorobenzene	ND	ug/L	1.0	1		09/02/20 13:49	106-46-7	
Dichlorodifluoromethane	ND	ug/L	1.0	1		09/02/20 13:49	75-71-8	v2
1,1-Dichloroethane	ND	ug/L	1.0	1		09/02/20 13:49	75-34-3	
1,2-Dichloroethane	ND	ug/L	1.0	1		09/02/20 13:49	107-06-2	
1,1-Dichloroethene	ND	ug/L	1.0	1		09/02/20 13:49	75-35-4	
cis-1,2-Dichloroethene	ND	ug/L	1.0	1		09/02/20 13:49	156-59-2	
trans-1,2-Dichloroethene	ND	ug/L	1.0	1		09/02/20 13:49	156-60-5	
1,2-Dichloropropane	ND	ug/L	1.0	1		09/02/20 13:49	78-87-5	
1,3-Dichloropropane	ND	ug/L	1.0	1		09/02/20 13:49	142-28-9	
2,2-Dichloropropane	ND	ug/L	1.0	1		09/02/20 13:49	594-20-7	
1,1-Dichloropropene	ND	ug/L	1.0	1		09/02/20 13:49	563-58-6	
cis-1,3-Dichloropropene	ND	ug/L	1.0	1		09/02/20 13:49	10061-01-5	
trans-1,3-Dichloropropene	ND	ug/L	1.0	1		09/02/20 13:49	10061-02-6	
Diisopropyl ether	ND	ug/L	1.0	1		09/02/20 13:49	108-20-3	
Ethylbenzene	ND	ug/L	1.0	1		09/02/20 13:49	100-41-4	
Hexachloro-1,3-butadiene	ND	ug/L	1.0	1		09/02/20 13:49	87-68-3	
2-Hexanone	ND	ug/L	5.0	1		09/02/20 13:49	591-78-6	
p-Isopropyltoluene	ND	ug/L	1.0	1		09/02/20 13:49	99-87-6	
Methylene Chloride	ND	ug/L	5.0	1		09/02/20 13:49	75-09-2	
4-Methyl-2-pentanone (MIBK)	ND	ug/L	5.0	1		09/02/20 13:49	108-10-1	
Methyl-tert-butyl ether	ND	ug/L	1.0	1		09/02/20 13:49	1634-04-4	
Naphthalene	ND	ug/L	1.0	1		09/02/20 13:49	91-20-3	
Styrene	ND	ug/L	1.0	1		09/02/20 13:49	100-42-5	
1,1,1,2-Tetrachloroethane	ND	ug/L	1.0	1		09/02/20 13:49	630-20-6	
1,1,2,2-Tetrachloroethane	ND	ug/L	1.0	1		09/02/20 13:49	79-34-5	

REPORT OF LABORATORY ANALYSIS

This report shall not be reproduced, except in full,
without the written consent of Pace Analytical Services, LLC.

Pace Analytical Services, LLC
9800 Kincey Ave. Suite 100
Huntersville, NC 28078
(704)875-9092

ANALYTICAL RESULTS

Project: Colonial Pipeline (8/31)
Pace Project No.: 92493403

Sample: TB-1 **Lab ID: 92493403003** Collected: 08/31/20 00:00 Received: 09/01/20 15:00 Matrix: Water

Parameters	Results	Units	Report Limit	DF	Prepared	Analyzed	CAS No.	Qual
8260D MSV Low Level	Analytical Method: EPA 8260D Pace Analytical Services - Charlotte							
Tetrachloroethene	ND	ug/L	1.0	1		09/02/20 13:49	127-18-4	
Toluene	ND	ug/L	1.0	1		09/02/20 13:49	108-88-3	
1,2,3-Trichlorobenzene	ND	ug/L	1.0	1		09/02/20 13:49	87-61-6	
1,2,4-Trichlorobenzene	ND	ug/L	1.0	1		09/02/20 13:49	120-82-1	
1,1,1-Trichloroethane	ND	ug/L	1.0	1		09/02/20 13:49	71-55-6	
1,1,2-Trichloroethane	ND	ug/L	1.0	1		09/02/20 13:49	79-00-5	
Trichloroethene	ND	ug/L	1.0	1		09/02/20 13:49	79-01-6	
Trichlorofluoromethane	ND	ug/L	1.0	1		09/02/20 13:49	75-69-4	
1,2,3-Trichloropropane	ND	ug/L	1.0	1		09/02/20 13:49	96-18-4	
Vinyl acetate	ND	ug/L	2.0	1		09/02/20 13:49	108-05-4	
Vinyl chloride	ND	ug/L	1.0	1		09/02/20 13:49	75-01-4	v2
Xylene (Total)	ND	ug/L	1.0	1		09/02/20 13:49	1330-20-7	
m&p-Xylene	ND	ug/L	2.0	1		09/02/20 13:49	179601-23-1	
o-Xylene	ND	ug/L	1.0	1		09/02/20 13:49	95-47-6	
Surrogates								
4-Bromofluorobenzene (S)	94	%	70-130	1		09/02/20 13:49	460-00-4	
1,2-Dichloroethane-d4 (S)	126	%	70-130	1		09/02/20 13:49	17060-07-0	
Toluene-d8 (S)	99	%	70-130	1		09/02/20 13:49	2037-26-5	

REPORT OF LABORATORY ANALYSIS

This report shall not be reproduced, except in full,
without the written consent of Pace Analytical Services, LLC.

Pace Analytical Services, LLC
9800 Kincey Ave. Suite 100
Huntersville, NC 28078
(704)875-9092

QUALITY CONTROL DATA

Project: Colonial Pipeline (8/31)
Pace Project No.: 92493403

QC Batch: 1536884
QC Batch Method: MADEPV
Analysis Method: MADEP VPH
Analysis Description: MADEPV
Laboratory: Pace National - Mt. Juliet
Associated Lab Samples: 92493403001, 92493403002

METHOD BLANK: R3566695-3 Matrix: Solid
Associated Lab Samples: 92493403001, 92493403002

Parameter	Units	Blank Result	Reporting Limit	Analyzed	Qualifiers
Aliphatic (C05-C08)	mg/kg	ND	5.00	09/02/20 02:35	
Aliphatic (C09-C12)	mg/kg	ND	5.00	09/02/20 02:35	
Aromatic (C09-C10),Unadjusted	mg/kg	ND	5.00	09/02/20 02:35	
Total VPH	mg/kg	ND	5.00	09/02/20 02:35	
2,5-Dibromotoluene (FID)	%	93.6	70.0-130	09/02/20 02:35	
2,5-Dibromotoluene (PID)	%	87.6	70.0-130	09/02/20 02:35	

LABORATORY CONTROL SAMPLE & LCSD: R3566695-1 R3566695-2

Parameter	Units	Spike Conc.	LCS Result	LCSD Result	LCS % Rec	LCSD % Rec	% Rec Limits	RPD	Max RPD	Qualifiers
Aliphatic (C05-C08)	mg/kg	60.0	56.3	56.7	93.8	94.5	70.0-130	0.708	25	
Aliphatic (C09-C12)	mg/kg	70.0	63.9	63.6	91.3	90.9	70.0-130	0.471	25	
Aromatic (C09-C10),Unadjusted	mg/kg	10.0	8.29	8.37	82.9	83.7	70.0-130	0.960	25	
Total VPH	mg/kg	140	128	129	91.4	92.1	70.0-130	0.778	25	
2,5-Dibromotoluene (FID)	%				98.2	95.6	70.0-130			
2,5-Dibromotoluene (PID)	%				93.1	95.1	70.0-130			

Results presented on this page are in the units indicated by the "Units" column except where an alternate unit is presented to the right of the result.

REPORT OF LABORATORY ANALYSIS

This report shall not be reproduced, except in full,
without the written consent of Pace Analytical Services, LLC.

Pace Analytical Services, LLC
9800 Kincey Ave. Suite 100
Huntersville, NC 28078
(704)875-9092

QUALITY CONTROL DATA

Project: Colonial Pipeline (8/31)
Pace Project No.: 92493403

QC Batch: 563960
QC Batch Method: EPA 5035A/5030B
Analysis Method: EPA 8260D
Analysis Description: 8260D 5035A 5030B
Laboratory: Pace Analytical Services - Charlotte
Associated Lab Samples: 92493403001, 92493403002

METHOD BLANK: 2989552 Matrix: Solid
Associated Lab Samples: 92493403001, 92493403002

Parameter	Units	Blank Result	Reporting Limit	Analyzed	Qualifiers
1,1,1,2-Tetrachloroethane	ug/kg	ND	5.0	09/02/20 10:00	
1,1,1-Trichloroethane	ug/kg	ND	5.0	09/02/20 10:00	
1,1,2,2-Tetrachloroethane	ug/kg	ND	5.0	09/02/20 10:00	
1,1,2-Trichloroethane	ug/kg	ND	5.0	09/02/20 10:00	
1,1-Dichloroethane	ug/kg	ND	5.0	09/02/20 10:00	
1,1-Dichloroethene	ug/kg	ND	5.0	09/02/20 10:00	
1,1-Dichloropropene	ug/kg	ND	5.0	09/02/20 10:00	
1,2,3-Trichlorobenzene	ug/kg	ND	5.0	09/02/20 10:00	
1,2,3-Trichloropropane	ug/kg	ND	5.0	09/02/20 10:00	
1,2,4-Trichlorobenzene	ug/kg	ND	5.0	09/02/20 10:00	
1,2,4-Trimethylbenzene	ug/kg	ND	5.0	09/02/20 10:00	
1,2-Dibromo-3-chloropropane	ug/kg	ND	5.0	09/02/20 10:00	
1,2-Dibromoethane (EDB)	ug/kg	ND	5.0	09/02/20 10:00	
1,2-Dichlorobenzene	ug/kg	ND	5.0	09/02/20 10:00	
1,2-Dichloroethane	ug/kg	ND	5.0	09/02/20 10:00	
1,2-Dichloropropane	ug/kg	ND	5.0	09/02/20 10:00	
1,3,5-Trimethylbenzene	ug/kg	ND	5.0	09/02/20 10:00	
1,3-Dichlorobenzene	ug/kg	ND	5.0	09/02/20 10:00	
1,3-Dichloropropane	ug/kg	ND	5.0	09/02/20 10:00	
1,4-Dichlorobenzene	ug/kg	ND	5.0	09/02/20 10:00	
2,2-Dichloropropane	ug/kg	ND	5.0	09/02/20 10:00	
2-Butanone (MEK)	ug/kg	ND	100	09/02/20 10:00	
2-Chlorotoluene	ug/kg	ND	5.0	09/02/20 10:00	
2-Hexanone	ug/kg	ND	50.0	09/02/20 10:00	
4-Chlorotoluene	ug/kg	ND	5.0	09/02/20 10:00	
4-Methyl-2-pentanone (MIBK)	ug/kg	ND	50.0	09/02/20 10:00	
Acetone	ug/kg	ND	100	09/02/20 10:00	
Benzene	ug/kg	ND	5.0	09/02/20 10:00	
Bromobenzene	ug/kg	ND	5.0	09/02/20 10:00	
Bromochloromethane	ug/kg	ND	5.0	09/02/20 10:00	
Bromodichloromethane	ug/kg	ND	5.0	09/02/20 10:00	
Bromoform	ug/kg	ND	5.0	09/02/20 10:00	
Bromomethane	ug/kg	ND	10.0	09/02/20 10:00	
Carbon tetrachloride	ug/kg	ND	5.0	09/02/20 10:00	
Chlorobenzene	ug/kg	ND	5.0	09/02/20 10:00	
Chloroethane	ug/kg	ND	10.0	09/02/20 10:00	
Chloroform	ug/kg	ND	5.0	09/02/20 10:00	
Chloromethane	ug/kg	ND	10.0	09/02/20 10:00	
cis-1,2-Dichloroethene	ug/kg	ND	5.0	09/02/20 10:00	
cis-1,3-Dichloropropene	ug/kg	ND	5.0	09/02/20 10:00	

Results presented on this page are in the units indicated by the "Units" column except where an alternate unit is presented to the right of the result.

REPORT OF LABORATORY ANALYSIS

This report shall not be reproduced, except in full,
without the written consent of Pace Analytical Services, LLC.

Pace Analytical Services, LLC
9800 Kincey Ave. Suite 100
Huntersville, NC 28078
(704)875-9092

QUALITY CONTROL DATA

Project: Colonial Pipeline (8/31)
Pace Project No.: 92493403

METHOD BLANK: 2989552 Matrix: Solid
Associated Lab Samples: 92493403001, 92493403002

Parameter	Units	Blank Result	Reporting Limit	Analyzed	Qualifiers
Dibromochloromethane	ug/kg	ND	5.0	09/02/20 10:00	
Dibromomethane	ug/kg	ND	5.0	09/02/20 10:00	
Dichlorodifluoromethane	ug/kg	ND	10.0	09/02/20 10:00	
Diisopropyl ether	ug/kg	ND	5.0	09/02/20 10:00	
Ethylbenzene	ug/kg	ND	5.0	09/02/20 10:00	
Hexachloro-1,3-butadiene	ug/kg	ND	5.0	09/02/20 10:00	
Isopropylbenzene (Cumene)	ug/kg	ND	5.0	09/02/20 10:00	
m&p-Xylene	ug/kg	ND	10.0	09/02/20 10:00	
Methyl-tert-butyl ether	ug/kg	ND	5.0	09/02/20 10:00	
Methylene Chloride	ug/kg	ND	20.0	09/02/20 10:00	
n-Butylbenzene	ug/kg	ND	5.0	09/02/20 10:00	
n-Propylbenzene	ug/kg	ND	5.0	09/02/20 10:00	
Naphthalene	ug/kg	ND	5.0	09/02/20 10:00	
o-Xylene	ug/kg	ND	5.0	09/02/20 10:00	
p-Isopropyltoluene	ug/kg	ND	5.0	09/02/20 10:00	
sec-Butylbenzene	ug/kg	ND	5.0	09/02/20 10:00	
Styrene	ug/kg	ND	5.0	09/02/20 10:00	
tert-Butylbenzene	ug/kg	ND	5.0	09/02/20 10:00	
Tetrachloroethene	ug/kg	ND	5.0	09/02/20 10:00	
Toluene	ug/kg	ND	5.0	09/02/20 10:00	IK
trans-1,2-Dichloroethene	ug/kg	ND	5.0	09/02/20 10:00	
trans-1,3-Dichloropropene	ug/kg	ND	5.0	09/02/20 10:00	
Trichloroethene	ug/kg	ND	5.0	09/02/20 10:00	
Trichlorofluoromethane	ug/kg	ND	5.0	09/02/20 10:00	
Vinyl acetate	ug/kg	ND	50.0	09/02/20 10:00	
Vinyl chloride	ug/kg	ND	10.0	09/02/20 10:00	
Xylene (Total)	ug/kg	ND	10.0	09/02/20 10:00	
1,2-Dichloroethane-d4 (S)	%	102	70-132	09/02/20 10:00	
4-Bromofluorobenzene (S)	%	100	70-130	09/02/20 10:00	
Toluene-d8 (S)	%	101	70-130	09/02/20 10:00	

LABORATORY CONTROL SAMPLE: 2989553

Parameter	Units	Spike Conc.	LCS Result	LCS % Rec	% Rec Limits	Qualifiers
1,1,1,2-Tetrachloroethane	ug/kg	1250	1290	103	70-130	
1,1,1-Trichloroethane	ug/kg	1250	1230	99	70-130	
1,1,2,2-Tetrachloroethane	ug/kg	1250	1250	100	55-130	
1,1,2-Trichloroethane	ug/kg	1250	1250	100	70-130	
1,1-Dichloroethane	ug/kg	1250	1190	95	68-130	
1,1-Dichloroethene	ug/kg	1250	1260	101	70-130	
1,1-Dichloropropene	ug/kg	1250	1210	97	70-130	
1,2,3-Trichlorobenzene	ug/kg	1250	1220	98	70-130	
1,2,3-Trichloropropane	ug/kg	1250	1170	94	70-130	
1,2,4-Trichlorobenzene	ug/kg	1250	1230	98	70-130	

Results presented on this page are in the units indicated by the "Units" column except where an alternate unit is presented to the right of the result.

REPORT OF LABORATORY ANALYSIS

This report shall not be reproduced, except in full,
without the written consent of Pace Analytical Services, LLC.

Pace Analytical Services, LLC
9800 Kincey Ave. Suite 100
Huntersville, NC 28078
(704)875-9092

QUALITY CONTROL DATA

Project: Colonial Pipeline (8/31)
Pace Project No.: 92493403

LABORATORY CONTROL SAMPLE: 2989553

Parameter	Units	Spike Conc.	LCS Result	LCS % Rec	% Rec Limits	Qualifiers
1,2,4-Trimethylbenzene	ug/kg	1250	1240	99	69-130	
1,2-Dibromo-3-chloropropane	ug/kg	1250	1170	94	57-141	
1,2-Dibromoethane (EDB)	ug/kg	1250	1300	104	70-130	
1,2-Dichlorobenzene	ug/kg	1250	1260	101	70-130	
1,2-Dichloroethane	ug/kg	1250	1040	84	70-130	
1,2-Dichloropropane	ug/kg	1250	1260	101	70-130	
1,3,5-Trimethylbenzene	ug/kg	1250	1240	99	70-130	
1,3-Dichlorobenzene	ug/kg	1250	1220	98	70-130	
1,3-Dichloropropane	ug/kg	1250	1270	102	70-130	
1,4-Dichlorobenzene	ug/kg	1250	1190	95	70-130	
2,2-Dichloropropane	ug/kg	1250	1180	95	70-130	
2-Butanone (MEK)	ug/kg	2500	2210	88	60-130	
2-Chlorotoluene	ug/kg	1250	1270	101	70-130	
2-Hexanone	ug/kg	2500	2440	98	70-132	
4-Chlorotoluene	ug/kg	1250	1220	98	70-130	
4-Methyl-2-pentanone (MIBK)	ug/kg	2500	2390	96	69-130	
Acetone	ug/kg	2500	2100	84	49-148	
Benzene	ug/kg	1250	1190	95	70-130	
Bromobenzene	ug/kg	1250	1250	100	70-130	
Bromochloromethane	ug/kg	1250	1190	95	70-130	
Bromodichloromethane	ug/kg	1250	1220	97	70-130	
Bromoform	ug/kg	1250	1160	93	68-136	
Bromomethane	ug/kg	1250	959	77	60-140	
Carbon tetrachloride	ug/kg	1250	1340	107	70-130	
Chlorobenzene	ug/kg	1250	1230	99	70-130	
Chloroethane	ug/kg	1250	1110	89	51-147	
Chloroform	ug/kg	1250	1160	93	70-130	
Chloromethane	ug/kg	1250	937	75	48-130	
cis-1,2-Dichloroethene	ug/kg	1250	1170	93	70-130	
cis-1,3-Dichloropropene	ug/kg	1250	1280	103	70-130	
Dibromochloromethane	ug/kg	1250	1300	104	70-130	
Dibromomethane	ug/kg	1250	1170	94	70-130	
Dichlorodifluoromethane	ug/kg	1250	1140	91	49-130	
Diisopropyl ether	ug/kg	1250	1130	91	66-130	
Ethylbenzene	ug/kg	1250	1160	93	70-130	
Hexachloro-1,3-butadiene	ug/kg	1250	1210	96	70-130	
Isopropylbenzene (Cumene)	ug/kg	1250	1270	102	70-130	
m&p-Xylene	ug/kg	2500	2420	97	70-130	
Methyl-tert-butyl ether	ug/kg	1250	1220	97	70-130	
Methylene Chloride	ug/kg	1250	1040	83	50-137	
n-Butylbenzene	ug/kg	1250	1270	102	70-130	
n-Propylbenzene	ug/kg	1250	1260	101	70-130	
Naphthalene	ug/kg	1250	1230	98	70-131	
o-Xylene	ug/kg	1250	1240	99	70-130	
p-Isopropyltoluene	ug/kg	1250	1210	97	70-130	
sec-Butylbenzene	ug/kg	1250	1280	102	70-130	
Styrene	ug/kg	1250	1330	106	70-130	

Results presented on this page are in the units indicated by the "Units" column except where an alternate unit is presented to the right of the result.

REPORT OF LABORATORY ANALYSIS

This report shall not be reproduced, except in full,
without the written consent of Pace Analytical Services, LLC.

Pace Analytical Services, LLC
9800 Kincey Ave. Suite 100
Huntersville, NC 28078
(704)875-9092

QUALITY CONTROL DATA

Project: Colonial Pipeline (8/31)
Pace Project No.: 92493403

LABORATORY CONTROL SAMPLE: 2989553

Parameter	Units	Spike Conc.	LCS Result	LCS % Rec	% Rec Limits	Qualifiers
tert-Butylbenzene	ug/kg	1250	1190	95	69-130	
Tetrachloroethene	ug/kg	1250	1350	108	56-130	
Toluene	ug/kg	1250	1140	91	70-130	IK
trans-1,2-Dichloroethene	ug/kg	1250	1220	98	70-130	
trans-1,3-Dichloropropene	ug/kg	1250	1240	99	70-130	
Trichloroethene	ug/kg	1250	1270	102	70-141	
Trichlorofluoromethane	ug/kg	1250	1200	96	67-130	
Vinyl acetate	ug/kg	2500	2370	95	10-136	
Vinyl chloride	ug/kg	1250	998	80	67-130	
Xylene (Total)	ug/kg	3750	3660	98	70-130	
1,2-Dichloroethane-d4 (S)	%			93	70-132	
4-Bromofluorobenzene (S)	%			102	70-130	
Toluene-d8 (S)	%			99	70-130	

MATRIX SPIKE SAMPLE: 2989555

Parameter	Units	92493403002 Result	Spike Conc.	MS Result	MS % Rec	% Rec Limits	Qualifiers
1,1,1,2-Tetrachloroethane	ug/kg	ND	426	424	100	52-133	
1,1,1-Trichloroethane	ug/kg	ND	426	419	99	49-137	
1,1,2,2-Tetrachloroethane	ug/kg	ND	426	395	93	39-150	
1,1,2-Trichloroethane	ug/kg	ND	426	402	94	48-140	
1,1-Dichloroethane	ug/kg	ND	426	376	88	46-135	
1,1-Dichloroethene	ug/kg	ND	426	399	94	38-149	
1,1-Dichloropropene	ug/kg	ND	426	423	99	41-140	
1,2,3-Trichlorobenzene	ug/kg	ND	426	441	103	10-158	
1,2,3-Trichloropropane	ug/kg	ND	426	366	86	33-157	
1,2,4-Trichlorobenzene	ug/kg	ND	426	464	109	10-155	
1,2,4-Trimethylbenzene	ug/kg	ND	426	451	106	24-154	
1,2-Dibromo-3-chloropropane	ug/kg	ND	426	337	79	33-158	
1,2-Dibromoethane (EDB)	ug/kg	ND	426	392	92	40-136	
1,2-Dichlorobenzene	ug/kg	ND	426	445	105	27-146	
1,2-Dichloroethane	ug/kg	ND	426	349	82	49-140	
1,2-Dichloropropane	ug/kg	ND	426	418	98	44-143	
1,3,5-Trimethylbenzene	ug/kg	ND	426	452	106	40-144	
1,3-Dichlorobenzene	ug/kg	ND	426	444	104	33-140	
1,3-Dichloropropane	ug/kg	ND	426	404	95	47-147	
1,4-Dichlorobenzene	ug/kg	ND	426	433	102	35-139	
2,2-Dichloropropane	ug/kg	ND	426	155	36	41-140	M1
2-Butanone (MEK)	ug/kg	ND	851	509	60	10-181	
2-Chlorotoluene	ug/kg	ND	426	456	107	38-147	
2-Hexanone	ug/kg	ND	851	401	47	18-169	
4-Chlorotoluene	ug/kg	ND	426	445	105	36-145	
4-Methyl-2-pentanone (MIBK)	ug/kg	ND	851	503	59	16-175	
Acetone	ug/kg	ND	851	535	63	10-200	
Benzene	ug/kg	ND	426	398	94	46-136	

Results presented on this page are in the units indicated by the "Units" column except where an alternate unit is presented to the right of the result.

REPORT OF LABORATORY ANALYSIS

This report shall not be reproduced, except in full,
without the written consent of Pace Analytical Services, LLC.

Pace Analytical Services, LLC
9800 Kincey Ave. Suite 100
Huntersville, NC 28078
(704)875-9092

QUALITY CONTROL DATA

Project: Colonial Pipeline (8/31)
Pace Project No.: 92493403

MATRIX SPIKE SAMPLE: 2989555

Parameter	Units	92493403002 Result	Spike Conc.	MS Result	MS % Rec	% Rec Limits	Qualifiers
Bromobenzene	ug/kg	ND	426	428	100	38-149	
Bromochloromethane	ug/kg	ND	426	381	89	44-142	
Bromodichloromethane	ug/kg	ND	426	392	92	41-140	
Bromoform	ug/kg	ND	426	363	85	34-145	
Bromomethane	ug/kg	ND	426	511	120	14-162	
Carbon tetrachloride	ug/kg	ND	426	452	106	44-141	
Chlorobenzene	ug/kg	ND	426	429	101	39-141	
Chloroethane	ug/kg	ND	426	217	51	10-182	
Chloroform	ug/kg	ND	426	344	81	45-140	
Chloromethane	ug/kg	ND	426	432	102	19-149	
cis-1,2-Dichloroethene	ug/kg	ND	426	393	92	38-150	
cis-1,3-Dichloropropene	ug/kg	ND	426	398	94	30-144	
Dibromochloromethane	ug/kg	ND	426	419	98	36-145	
Dibromomethane	ug/kg	ND	426	360	85	41-145	
Dichlorodifluoromethane	ug/kg	ND	426	440	103	16-146	
Diisopropyl ether	ug/kg	ND	426	378	89	41-143	
Ethylbenzene	ug/kg	ND	426	410	96	35-144	
Hexachloro-1,3-butadiene	ug/kg	ND	426	453	106	10-160	
Isopropylbenzene (Cumene)	ug/kg	ND	426	468	110	30-152	
m&p-Xylene	ug/kg	ND	851	850	100	33-145	
Methyl-tert-butyl ether	ug/kg	ND	426	389	91	49-140	
Methylene Chloride	ug/kg	ND	426	375	88	10-174	
n-Butylbenzene	ug/kg	ND	426	479	113	10-160	
n-Propylbenzene	ug/kg	ND	426	466	109	24-159	
Naphthalene	ug/kg	ND	426	409	96	10-171	
o-Xylene	ug/kg	ND	426	440	103	31-150	
p-Isopropyltoluene	ug/kg	ND	426	462	109	21-154	
sec-Butylbenzene	ug/kg	ND	426	483	113	19-159	
Styrene	ug/kg	ND	426	446	105	15-152	
tert-Butylbenzene	ug/kg	ND	426	447	105	31-141	
Tetrachloroethene	ug/kg	ND	426	491	115	19-141	
Toluene	ug/kg	ND	426	389	91	31-146	IK
trans-1,2-Dichloroethene	ug/kg	ND	426	419	98	28-157	
trans-1,3-Dichloropropene	ug/kg	ND	426	370	87	25-146	
Trichloroethene	ug/kg	ND	426	449	105	34-149	
Trichlorofluoromethane	ug/kg	ND	426	176	41	10-167	
Vinyl acetate	ug/kg	ND	851	693	81	10-200	
Vinyl chloride	ug/kg	ND	426	367	86	36-155	
Xylene (Total)	ug/kg	ND	1280	1290	101	29-148	
1,2-Dichloroethane-d4 (S)	%				102	70-132	
4-Bromofluorobenzene (S)	%				101	70-130	
Toluene-d8 (S)	%				98	70-130	

Results presented on this page are in the units indicated by the "Units" column except where an alternate unit is presented to the right of the result.

REPORT OF LABORATORY ANALYSIS

This report shall not be reproduced, except in full,
without the written consent of Pace Analytical Services, LLC.

Pace Analytical Services, LLC
9800 Kincey Ave. Suite 100
Huntersville, NC 28078
(704)875-9092

QUALITY CONTROL DATA

Project: Colonial Pipeline (8/31)
Pace Project No.: 92493403

SAMPLE DUPLICATE: 2989554

Parameter	Units	92493403001 Result	Dup Result	RPD	Qualifiers
1,1,1,2-Tetrachloroethane	ug/kg	ND	ND		
1,1,1-Trichloroethane	ug/kg	ND	ND		
1,1,2,2-Tetrachloroethane	ug/kg	ND	ND		
1,1,2-Trichloroethane	ug/kg	ND	ND		
1,1-Dichloroethane	ug/kg	ND	ND		
1,1-Dichloroethene	ug/kg	ND	ND		
1,1-Dichloropropene	ug/kg	ND	ND		
1,2,3-Trichlorobenzene	ug/kg	ND	ND		
1,2,3-Trichloropropane	ug/kg	ND	ND		
1,2,4-Trichlorobenzene	ug/kg	ND	ND		
1,2,4-Trimethylbenzene	ug/kg	ND	ND		
1,2-Dibromo-3-chloropropane	ug/kg	ND	ND		
1,2-Dibromoethane (EDB)	ug/kg	ND	ND		
1,2-Dichlorobenzene	ug/kg	ND	ND		
1,2-Dichloroethane	ug/kg	ND	ND		
1,2-Dichloropropane	ug/kg	ND	ND		
1,3,5-Trimethylbenzene	ug/kg	ND	ND		
1,3-Dichlorobenzene	ug/kg	ND	ND		
1,3-Dichloropropane	ug/kg	ND	ND		
1,4-Dichlorobenzene	ug/kg	ND	ND		
2,2-Dichloropropane	ug/kg	ND	ND		
2-Butanone (MEK)	ug/kg	ND	ND		
2-Chlorotoluene	ug/kg	ND	ND		
2-Hexanone	ug/kg	ND	ND		
4-Chlorotoluene	ug/kg	ND	ND		
4-Methyl-2-pentanone (MIBK)	ug/kg	ND	ND		
Acetone	ug/kg	ND	ND		
Benzene	ug/kg	ND	ND		
Bromobenzene	ug/kg	ND	ND		
Bromochloromethane	ug/kg	ND	ND		
Bromodichloromethane	ug/kg	ND	ND		
Bromoform	ug/kg	ND	ND		
Bromomethane	ug/kg	ND	ND		
Carbon tetrachloride	ug/kg	ND	ND		
Chlorobenzene	ug/kg	ND	ND		
Chloroethane	ug/kg	ND	ND		
Chloroform	ug/kg	ND	ND		
Chloromethane	ug/kg	ND	ND		
cis-1,2-Dichloroethene	ug/kg	ND	ND		
cis-1,3-Dichloropropene	ug/kg	ND	ND		
Dibromochloromethane	ug/kg	ND	ND		
Dibromomethane	ug/kg	ND	ND		
Dichlorodifluoromethane	ug/kg	ND	ND		
Diisopropyl ether	ug/kg	ND	ND		
Ethylbenzene	ug/kg	ND	ND		
Hexachloro-1,3-butadiene	ug/kg	ND	ND		
Isopropylbenzene (Cumene)	ug/kg	ND	ND		

Results presented on this page are in the units indicated by the "Units" column except where an alternate unit is presented to the right of the result.

REPORT OF LABORATORY ANALYSIS

This report shall not be reproduced, except in full,
without the written consent of Pace Analytical Services, LLC.

Pace Analytical Services, LLC
9800 Kincey Ave. Suite 100
Huntersville, NC 28078
(704)875-9092

QUALITY CONTROL DATA

Project: Colonial Pipeline (8/31)
Pace Project No.: 92493403

SAMPLE DUPLICATE: 2989554

Parameter	Units	92493403001 Result	Dup Result	RPD	Qualifiers
m&p-Xylene	ug/kg	ND	ND		
Methyl-tert-butyl ether	ug/kg	ND	ND		
Methylene Chloride	ug/kg	ND	ND		
n-Butylbenzene	ug/kg	ND	ND		
n-Propylbenzene	ug/kg	ND	ND		
Naphthalene	ug/kg	ND	ND		
o-Xylene	ug/kg	ND	ND		
p-Isopropyltoluene	ug/kg	ND	ND		
sec-Butylbenzene	ug/kg	ND	ND		
Styrene	ug/kg	ND	ND		
tert-Butylbenzene	ug/kg	ND	ND		
Tetrachloroethene	ug/kg	ND	ND		
Toluene	ug/kg	ND	ND		IK
trans-1,2-Dichloroethene	ug/kg	ND	ND		
trans-1,3-Dichloropropene	ug/kg	ND	ND		
Trichloroethene	ug/kg	ND	ND		
Trichlorofluoromethane	ug/kg	ND	ND		
Vinyl acetate	ug/kg	ND	ND		
Vinyl chloride	ug/kg	ND	ND		
Xylene (Total)	ug/kg	ND	ND		
1,2-Dichloroethane-d4 (S)	%	101	99		
4-Bromofluorobenzene (S)	%	101	101		
Toluene-d8 (S)	%	99	99		

Results presented on this page are in the units indicated by the "Units" column except where an alternate unit is presented to the right of the result.

REPORT OF LABORATORY ANALYSIS

This report shall not be reproduced, except in full,
without the written consent of Pace Analytical Services, LLC.

Pace Analytical Services, LLC
9800 Kincey Ave. Suite 100
Huntersville, NC 28078
(704)875-9092

QUALITY CONTROL DATA

Project: Colonial Pipeline (8/31)
Pace Project No.: 92493403

QC Batch: 564034
QC Batch Method: EPA 8260D
Analysis Method: EPA 8260D
Analysis Description: 8260D MSV Low Level
Laboratory: Pace Analytical Services - Charlotte

Associated Lab Samples: 92493403003

METHOD BLANK: 2989873 Matrix: Water
Associated Lab Samples: 92493403003

Parameter	Units	Blank Result	Reporting Limit	Analyzed	Qualifiers
1,1,1,2-Tetrachloroethane	ug/L	ND	1.0	09/02/20 13:13	
1,1,1-Trichloroethane	ug/L	ND	1.0	09/02/20 13:13	
1,1,2,2-Tetrachloroethane	ug/L	ND	1.0	09/02/20 13:13	
1,1,2-Trichloroethane	ug/L	ND	1.0	09/02/20 13:13	
1,1-Dichloroethane	ug/L	ND	1.0	09/02/20 13:13	
1,1-Dichloroethene	ug/L	ND	1.0	09/02/20 13:13	
1,1-Dichloropropene	ug/L	ND	1.0	09/02/20 13:13	
1,2,3-Trichlorobenzene	ug/L	ND	1.0	09/02/20 13:13	
1,2,3-Trichloropropane	ug/L	ND	1.0	09/02/20 13:13	
1,2,4-Trichlorobenzene	ug/L	ND	1.0	09/02/20 13:13	
1,2-Dibromo-3-chloropropane	ug/L	ND	5.0	09/02/20 13:13	
1,2-Dibromoethane (EDB)	ug/L	ND	1.0	09/02/20 13:13	
1,2-Dichlorobenzene	ug/L	ND	1.0	09/02/20 13:13	
1,2-Dichloroethane	ug/L	ND	1.0	09/02/20 13:13	
1,2-Dichloropropane	ug/L	ND	1.0	09/02/20 13:13	
1,3-Dichlorobenzene	ug/L	ND	1.0	09/02/20 13:13	
1,3-Dichloropropane	ug/L	ND	1.0	09/02/20 13:13	
1,4-Dichlorobenzene	ug/L	ND	1.0	09/02/20 13:13	
2,2-Dichloropropane	ug/L	ND	1.0	09/02/20 13:13	
2-Butanone (MEK)	ug/L	ND	5.0	09/02/20 13:13	
2-Chlorotoluene	ug/L	ND	1.0	09/02/20 13:13	
2-Hexanone	ug/L	ND	5.0	09/02/20 13:13	
4-Chlorotoluene	ug/L	ND	1.0	09/02/20 13:13	
4-Methyl-2-pentanone (MIBK)	ug/L	ND	5.0	09/02/20 13:13	
Acetone	ug/L	ND	25.0	09/02/20 13:13	
Benzene	ug/L	ND	1.0	09/02/20 13:13	
Bromobenzene	ug/L	ND	1.0	09/02/20 13:13	
Bromochloromethane	ug/L	ND	1.0	09/02/20 13:13	
Bromodichloromethane	ug/L	ND	1.0	09/02/20 13:13	
Bromoform	ug/L	ND	1.0	09/02/20 13:13	
Bromomethane	ug/L	ND	2.0	09/02/20 13:13	
Carbon tetrachloride	ug/L	ND	1.0	09/02/20 13:13	
Chlorobenzene	ug/L	ND	1.0	09/02/20 13:13	
Chloroethane	ug/L	ND	1.0	09/02/20 13:13	
Chloroform	ug/L	ND	5.0	09/02/20 13:13	
Chloromethane	ug/L	ND	1.0	09/02/20 13:13	v2
cis-1,2-Dichloroethene	ug/L	ND	1.0	09/02/20 13:13	
cis-1,3-Dichloropropene	ug/L	ND	1.0	09/02/20 13:13	
Dibromochloromethane	ug/L	ND	1.0	09/02/20 13:13	
Dibromomethane	ug/L	ND	1.0	09/02/20 13:13	

Results presented on this page are in the units indicated by the "Units" column except where an alternate unit is presented to the right of the result.

REPORT OF LABORATORY ANALYSIS

This report shall not be reproduced, except in full,
without the written consent of Pace Analytical Services, LLC.

Pace Analytical Services, LLC
9800 Kincey Ave. Suite 100
Huntersville, NC 28078
(704)875-9092

QUALITY CONTROL DATA

Project: Colonial Pipeline (8/31)
Pace Project No.: 92493403

METHOD BLANK: 2989873 Matrix: Water
Associated Lab Samples: 92493403003

Parameter	Units	Blank Result	Reporting Limit	Analyzed	Qualifiers
Dichlorodifluoromethane	ug/L	ND	1.0	09/02/20 13:13	v2
Diisopropyl ether	ug/L	ND	1.0	09/02/20 13:13	
Ethylbenzene	ug/L	ND	1.0	09/02/20 13:13	
Hexachloro-1,3-butadiene	ug/L	ND	1.0	09/02/20 13:13	
m&p-Xylene	ug/L	ND	2.0	09/02/20 13:13	
Methyl-tert-butyl ether	ug/L	ND	1.0	09/02/20 13:13	
Methylene Chloride	ug/L	ND	5.0	09/02/20 13:13	
Naphthalene	ug/L	ND	1.0	09/02/20 13:13	
o-Xylene	ug/L	ND	1.0	09/02/20 13:13	
p-Isopropyltoluene	ug/L	ND	1.0	09/02/20 13:13	
Styrene	ug/L	ND	1.0	09/02/20 13:13	
Tetrachloroethene	ug/L	ND	1.0	09/02/20 13:13	
Toluene	ug/L	ND	1.0	09/02/20 13:13	
trans-1,2-Dichloroethene	ug/L	ND	1.0	09/02/20 13:13	
trans-1,3-Dichloropropene	ug/L	ND	1.0	09/02/20 13:13	
Trichloroethene	ug/L	ND	1.0	09/02/20 13:13	
Trichlorofluoromethane	ug/L	ND	1.0	09/02/20 13:13	
Vinyl acetate	ug/L	ND	2.0	09/02/20 13:13	
Vinyl chloride	ug/L	ND	1.0	09/02/20 13:13	v2
Xylene (Total)	ug/L	ND	1.0	09/02/20 13:13	
1,2-Dichloroethane-d4 (S)	%	123	70-130	09/02/20 13:13	
4-Bromofluorobenzene (S)	%	100	70-130	09/02/20 13:13	
Toluene-d8 (S)	%	100	70-130	09/02/20 13:13	

LABORATORY CONTROL SAMPLE: 2989874

Parameter	Units	Spike Conc.	LCS Result	LCS % Rec	% Rec Limits	Qualifiers
1,1,1,2-Tetrachloroethane	ug/L	50	46.3	93	70-130	
1,1,1-Trichloroethane	ug/L	50	44.9	90	70-130	
1,1,2,2-Tetrachloroethane	ug/L	50	52.0	104	70-130	
1,1,2-Trichloroethane	ug/L	50	44.9	90	70-130	
1,1-Dichloroethane	ug/L	50	45.4	91	70-130	
1,1-Dichloroethene	ug/L	50	52.0	104	70-130	
1,1-Dichloropropene	ug/L	50	45.1	90	70-130	
1,2,3-Trichlorobenzene	ug/L	50	44.5	89	70-130	
1,2,3-Trichloropropane	ug/L	50	53.4	107	70-130	
1,2,4-Trichlorobenzene	ug/L	50	44.6	89	70-130	
1,2-Dibromo-3-chloropropane	ug/L	50	43.7	87	70-130	
1,2-Dibromoethane (EDB)	ug/L	50	46.4	93	70-130	
1,2-Dichlorobenzene	ug/L	50	48.5	97	70-130	
1,2-Dichloroethane	ug/L	50	47.6	95	70-130	
1,2-Dichloropropane	ug/L	50	47.0	94	70-130	
1,3-Dichlorobenzene	ug/L	50	48.7	97	70-130	
1,3-Dichloropropane	ug/L	50	50.4	101	70-131	

Results presented on this page are in the units indicated by the "Units" column except where an alternate unit is presented to the right of the result.

REPORT OF LABORATORY ANALYSIS

This report shall not be reproduced, except in full,
without the written consent of Pace Analytical Services, LLC.

Pace Analytical Services, LLC
9800 Kincey Ave. Suite 100
Huntersville, NC 28078
(704)875-9092

QUALITY CONTROL DATA

Project: Colonial Pipeline (8/31)
Pace Project No.: 92493403

LABORATORY CONTROL SAMPLE: 2989874

Parameter	Units	Spike Conc.	LCS Result	LCS % Rec	% Rec Limits	Qualifiers
1,4-Dichlorobenzene	ug/L	50	47.0	94	70-130	
2,2-Dichloropropane	ug/L	50	47.4	95	69-130	
2-Butanone (MEK)	ug/L	100	97.4	97	64-135	
2-Chlorotoluene	ug/L	50	47.8	96	70-130	
2-Hexanone	ug/L	100	110	110	66-135	
4-Chlorotoluene	ug/L	50	48.5	97	70-130	
4-Methyl-2-pentanone (MIBK)	ug/L	100	106	106	70-130	
Acetone	ug/L	100	116	116	61-157	
Benzene	ug/L	50	48.8	98	70-130	
Bromobenzene	ug/L	50	46.8	94	70-130	
Bromochloromethane	ug/L	50	46.2	92	70-130	
Bromodichloromethane	ug/L	50	43.1	86	70-130	
Bromoform	ug/L	50	43.9	88	70-130	
Bromomethane	ug/L	50	46.3	93	38-130	
Carbon tetrachloride	ug/L	50	44.4	89	70-130	
Chlorobenzene	ug/L	50	48.5	97	70-130	
Chloroethane	ug/L	50	49.9	100	37-142	
Chloroform	ug/L	50	48.0	96	70-130	
Chloromethane	ug/L	50	32.4	65	48-130	v3
cis-1,2-Dichloroethene	ug/L	50	47.6	95	70-130	
cis-1,3-Dichloropropene	ug/L	50	48.1	96	70-130	
Dibromochloromethane	ug/L	50	44.1	88	70-130	
Dibromomethane	ug/L	50	46.0	92	70-130	
Dichlorodifluoromethane	ug/L	50	37.3	75	53-134	v3
Diisopropyl ether	ug/L	50	47.9	96	70-135	
Ethylbenzene	ug/L	50	49.8	100	70-130	
Hexachloro-1,3-butadiene	ug/L	50	42.7	85	68-132	
m&p-Xylene	ug/L	100	101	101	70-130	
Methyl-tert-butyl ether	ug/L	50	49.8	100	70-130	
Methylene Chloride	ug/L	50	49.0	98	67-132	
Naphthalene	ug/L	50	43.6	87	70-130	
o-Xylene	ug/L	50	49.0	98	70-131	
p-Isopropyltoluene	ug/L	50	45.4	91	70-130	
Styrene	ug/L	50	49.9	100	70-130	
Tetrachloroethene	ug/L	50	46.0	92	69-130	
Toluene	ug/L	50	47.3	95	70-130	
trans-1,2-Dichloroethene	ug/L	50	47.4	95	70-130	
trans-1,3-Dichloropropene	ug/L	50	46.9	94	70-130	
Trichloroethene	ug/L	50	44.1	88	70-130	
Trichlorofluoromethane	ug/L	50	51.9	104	63-130	
Vinyl acetate	ug/L	100	107	107	55-143	
Vinyl chloride	ug/L	50	36.6	73	70-131	v3
Xylene (Total)	ug/L	150	149	100	70-130	
1,2-Dichloroethane-d4 (S)	%			102	70-130	
4-Bromofluorobenzene (S)	%			102	70-130	
Toluene-d8 (S)	%			101	70-130	

Results presented on this page are in the units indicated by the "Units" column except where an alternate unit is presented to the right of the result.

REPORT OF LABORATORY ANALYSIS

This report shall not be reproduced, except in full,
without the written consent of Pace Analytical Services, LLC.

Pace Analytical Services, LLC
9800 Kincey Ave. Suite 100
Huntersville, NC 28078
(704)875-9092

QUALITY CONTROL DATA

Project: Colonial Pipeline (8/31)
Pace Project No.: 92493403

MATRIX SPIKE & MATRIX SPIKE DUPLICATE: 2989875 2989876

Parameter	Units	92492679020 Result	MS Spike Conc.	MSD Spike Conc.	MS Result	MSD Result	MS % Rec	MSD % Rec	% Rec Limits	RPD	Qual
1,1,1,2-Tetrachloroethane	ug/L	ND	400	400	421	421	105	105	73-134	0	
1,1,1-Trichloroethane	ug/L	ND	400	400	399	399	100	100	82-143	0	
1,1,2,2-Tetrachloroethane	ug/L	ND	400	400	402	402	100	100	70-136	0	
1,1,2-Trichloroethane	ug/L	ND	400	400	399	399	100	100	70-135	0	
1,1-Dichloroethane	ug/L	ND	400	400	394	394	99	99	70-139	0	
1,1-Dichloroethene	ug/L	ND	400	400	388	388	97	97	70-154	0	
1,1-Dichloropropene	ug/L	ND	400	400	413	413	103	103	70-149	0	
1,2,3-Trichlorobenzene	ug/L	ND	400	400	419	419	105	105	70-135	0	
1,2,3-Trichloropropane	ug/L	ND	400	400	401	401	100	100	71-137	0	
1,2,4-Trichlorobenzene	ug/L	ND	400	400	423	423	106	106	73-140	0	
1,2-Dibromo-3-chloropropane	ug/L	ND	400	400	409	409	102	102	65-134	0	
1,2-Dibromoethane (EDB)	ug/L	ND	400	400	407	407	102	102	70-137	0	
1,2-Dichlorobenzene	ug/L	ND	400	400	421	421	105	105	70-133	0	
1,2-Dichloroethane	ug/L	ND	400	400	395	395	99	99	70-137	0	
1,2-Dichloropropane	ug/L	ND	400	400	409	409	102	102	70-140	0	
1,3-Dichlorobenzene	ug/L	ND	400	400	427	427	107	107	70-135	0	
1,3-Dichloropropane	ug/L	ND	400	400	408	408	102	102	70-143	0	
1,4-Dichlorobenzene	ug/L	ND	400	400	423	423	106	106	70-133	0	
2,2-Dichloropropane	ug/L	ND	400	400	406	406	101	101	61-148	0	
2-Butanone (MEK)	ug/L	ND	800	800	842	842	101	101	60-139	0	
2-Chlorotoluene	ug/L	ND	400	400	440	440	110	110	70-144	0	
2-Hexanone	ug/L	ND	800	800	741	741	93	93	65-138	0	v3
4-Chlorotoluene	ug/L	ND	400	400	415	415	104	104	70-137	0	
4-Methyl-2-pentanone (MIBK)	ug/L	ND	800	800	776	776	97	97	65-135	0	
Acetone	ug/L	ND	800	800	814	814	102	102	60-148	0	
Benzene	ug/L	437	400	400	785	785	87	87	70-151	0	
Bromobenzene	ug/L	ND	400	400	410	410	103	103	70-136	0	
Bromochloromethane	ug/L	ND	400	400	394	394	99	99	70-141	0	
Bromodichloromethane	ug/L	ND	400	400	354	354	88	88	70-138	0	
Bromoform	ug/L	ND	400	400	395	395	99	99	63-130	0	
Bromomethane	ug/L	ND	400	400	524	524	131	131	15-152	0	
Carbon tetrachloride	ug/L	ND	400	400	409	409	102	102	70-143	0	
Chlorobenzene	ug/L	ND	400	400	423	423	106	106	70-138	0	
Chloroethane	ug/L	ND	400	400	354	354	89	89	52-163	0	
Chloroform	ug/L	ND	400	400	397	397	99	99	70-139	0	
Chloromethane	ug/L	ND	400	400	252	252	63	63	41-139	0	
cis-1,2-Dichloroethene	ug/L	ND	400	400	395	395	99	99	70-141	0	
cis-1,3-Dichloropropene	ug/L	ND	400	400	409	409	102	102	70-137	0	
Dibromochloromethane	ug/L	ND	400	400	404	404	101	101	70-134	0	
Dibromomethane	ug/L	ND	400	400	406	406	102	102	70-138	0	
Dichlorodifluoromethane	ug/L	ND	400	400	214	214	53	53	47-155	0	
Diisopropyl ether	ug/L	45.5	400	400	426	426	95	95	63-144	0	
Ethylbenzene	ug/L	24.4	400	400	437	437	103	103	66-153	0	
Hexachloro-1,3-butadiene	ug/L	ND	400	400	442	442	111	111	65-149	0	
m&p-Xylene	ug/L	325	800	800	1120	1120	100	100	69-152	0	
Methyl-tert-butyl ether	ug/L	3620	400	400	3390	3390	-57	-57	54-156	0	M1

Results presented on this page are in the units indicated by the "Units" column except where an alternate unit is presented to the right of the result.

REPORT OF LABORATORY ANALYSIS

This report shall not be reproduced, except in full,
without the written consent of Pace Analytical Services, LLC.

Pace Analytical Services, LLC
9800 Kincey Ave. Suite 100
Huntersville, NC 28078
(704)875-9092

QUALITY CONTROL DATA

Project: Colonial Pipeline (8/31)
Pace Project No.: 92493403

MATRIX SPIKE & MATRIX SPIKE DUPLICATE: 2989875 2989876

Parameter	Units	92492679020 Result	MS Spike Conc.	MSD Spike Conc.	MS Result	MSD Result	MS % Rec	MSD % Rec	% Rec Limits	RPD	Qual
Methylene Chloride	ug/L	ND	400	400	397	397	88	88	42-159	0	
Naphthalene	ug/L	49.3	400	400	440	440	98	98	61-148	0	
o-Xylene	ug/L	324	400	400	726	726	100	100	70-148	0	
p-Isopropyltoluene	ug/L	ND	400	400	421	421	105	105	70-146	0	
Styrene	ug/L	ND	400	400	429	429	107	107	70-135	0	
Tetrachloroethene	ug/L	ND	400	400	425	425	106	106	59-143	0	
Toluene	ug/L	ND	400	400	418	418	101	101	59-148	0	
trans-1,2-Dichloroethene	ug/L	ND	400	400	397	397	99	99	70-146	0	
trans-1,3-Dichloropropene	ug/L	ND	400	400	400	400	100	100	70-135	0	
Trichloroethene	ug/L	ND	400	400	430	430	108	108	70-147	0	
Trichlorofluoromethane	ug/L	ND	400	400	355	355	89	89	70-148	0	
Vinyl acetate	ug/L	ND	800	800	822	822	103	103	49-151	0	
Vinyl chloride	ug/L	ND	400	400	286	286	72	72	70-156	0	
Xylene (Total)	ug/L	649	1200	1200	1850	1850	100	100	63-158	0	
1,2-Dichloroethane-d4 (S)	%						99	99	70-130		
4-Bromofluorobenzene (S)	%						100	100	70-130		
Toluene-d8 (S)	%						99	99	70-130		

Results presented on this page are in the units indicated by the "Units" column except where an alternate unit is presented to the right of the result.

REPORT OF LABORATORY ANALYSIS

This report shall not be reproduced, except in full,
without the written consent of Pace Analytical Services, LLC.

Pace Analytical Services, LLC
9800 Kincey Ave. Suite 100
Huntersville, NC 28078
(704)875-9092

QUALITY CONTROL DATA

Project: Colonial Pipeline (8/31)
Pace Project No.: 92493403

QC Batch: 563855
QC Batch Method: ASTM D2974-87
Analysis Method: ASTM D2974-87
Analysis Description: Dry Weight/Percent Moisture
Laboratory: Pace Analytical Services - Charlotte

Associated Lab Samples: 92493403001, 92493403002

SAMPLE DUPLICATE: 2989115

Parameter	Units	92493328001 Result	Dup Result	RPD	Qualifiers
Percent Moisture	%	36.1	39.6	9	

SAMPLE DUPLICATE: 2989116

Parameter	Units	92493377003 Result	Dup Result	RPD	Qualifiers
Percent Moisture	%		16.9		

Results presented on this page are in the units indicated by the "Units" column except where an alternate unit is presented to the right of the result.

REPORT OF LABORATORY ANALYSIS

This report shall not be reproduced, except in full,
without the written consent of Pace Analytical Services, LLC.

Pace Analytical Services, LLC
9800 Kincey Ave. Suite 100
Huntersville, NC 28078
(704)875-9092

QUALITY CONTROL DATA

Project: Colonial Pipeline (8/31)
Pace Project No.: 92493403

QC Batch: 1537001
QC Batch Method: SM 2540 G
Analysis Method: SM 2540G
Analysis Description: Total Solids 2540 G-2011
Laboratory: Pace National - Mt. Juliet
Associated Lab Samples: 92493403001, 92493403002

METHOD BLANK: R3566718-1 Matrix: Solid
Associated Lab Samples: 92493403001, 92493403002

Parameter	Units	Blank Result	Reporting Limit	Analyzed	Qualifiers
Total Solids	%	ND		09/02/20 15:01	

LABORATORY CONTROL SAMPLE: R3566718-2

Parameter	Units	Spike Conc.	LCS Result	LCS % Rec	% Rec Limits	Qualifiers
Total Solids	%	50.0	50.0	100	85.0-115	

SAMPLE DUPLICATE: R3566718-3

Parameter	Units	L1257103-01 Result	Dup Result	RPD	Qualifiers
Total Solids	%	77.0	78.6	2.14	

Results presented on this page are in the units indicated by the "Units" column except where an alternate unit is presented to the right of the result.

REPORT OF LABORATORY ANALYSIS

This report shall not be reproduced, except in full,
without the written consent of Pace Analytical Services, LLC.

Pace Analytical Services, LLC
9800 Kincey Ave. Suite 100
Huntersville, NC 28078
(704)875-9092

QUALIFIERS

Project: Colonial Pipeline (8/31)
Pace Project No.: 92493403

DEFINITIONS

DF - Dilution Factor, if reported, represents the factor applied to the reported data due to dilution of the sample aliquot.

ND - Not Detected at or above adjusted reporting limit.

TNTC - Too Numerous To Count

J - Estimated concentration above the adjusted method detection limit and below the adjusted reporting limit.

MDL - Adjusted Method Detection Limit.

PQL - Practical Quantitation Limit.

RL - Reporting Limit - The lowest concentration value that meets project requirements for quantitative data with known precision and bias for a specific analyte in a specific matrix.

S - Surrogate

1,2-Diphenylhydrazine decomposes to and cannot be separated from Azobenzene using Method 8270. The result for each analyte is a combined concentration.

Consistent with EPA guidelines, unrounded data are displayed and have been used to calculate % recovery and RPD values.

LCS(D) - Laboratory Control Sample (Duplicate)

MS(D) - Matrix Spike (Duplicate)

DUP - Sample Duplicate

RPD - Relative Percent Difference

NC - Not Calculable.

SG - Silica Gel - Clean-Up

U - Indicates the compound was analyzed for, but not detected.

Acid preservation may not be appropriate for 2 Chloroethylvinyl ether.

A separate vial preserved to a pH of 4-5 is recommended in SW846 Chapter 4 for the analysis of Acrolein and Acrylonitrile by EPA Method 8260.

N-Nitrosodiphenylamine decomposes and cannot be separated from Diphenylamine using Method 8270. The result reported for each analyte is a combined concentration.

Pace Analytical is TNI accredited. Contact your Pace PM for the current list of accredited analytes.

TNI - The NELAC Institute.

ANALYTE QUALIFIERS

IK	The recalculated concentration of the calibration standard(s) did not meet method acceptance criteria; this result should be considered an estimated value.
M1	Matrix spike recovery exceeded QC limits. Batch accepted based on laboratory control sample (LCS) recovery.
v2	The continuing calibration verification was below the method acceptance limit. The analyte was not detected in the associated samples and the sensitivity of the instrument was verified with a reporting limit check standard.
v3	The continuing calibration verification was below the method acceptance limit. Any detection for the analyte in the associated samples may have low bias.

This report shall not be reproduced, except in full,
without the written consent of Pace Analytical Services, LLC.

Pace Analytical Services, LLC
9800 Kincey Ave. Suite 100
Huntersville, NC 28078
(704)875-9092

QUALITY CONTROL DATA CROSS REFERENCE TABLE

Project: Colonial Pipeline (8/31)
Pace Project No.: 92493403

Lab ID	Sample ID	QC Batch Method	QC Batch	Analytical Method	Analytical Batch
92493403001	**MW-10 (7.5-10)**	MADEPV	1536884	MADEP VPH	1536884
92493403002	**MW-10 (22.5-25)**	MADEPV	1536884	MADEP VPH	1536884
92493403001	**MW-10 (7.5-10)**	EPA 5035A/5030B	563960	EPA 8260D	563976
92493403002	**MW-10 (22.5-25)**	EPA 5035A/5030B	563960	EPA 8260D	563976
92493403003	**TB-1**	EPA 8260D	564034		
92493403001	**MW-10 (7.5-10)**	ASTM D2974-87	563855		
92493403002	**MW-10 (22.5-25)**	ASTM D2974-87	563855		
92493403001	**MW-10 (7.5-10)**	SM 2540 G	1537001	SM 2540G	1537001
92493403002	**MW-10 (22.5-25)**	SM 2540 G	1537001	SM 2540G	1537001

This report shall not be reproduced, except in full,
without the written consent of Pace Analytical Services, LLC.

Pace Analytical	Document Name: Sample Condition Upon Receipt(SCUR)	Document Revised: February 7, 2018 Page 1 of 2
	Document No.: F-CAR-CS-033-Rev.06	Issuing Authority: Pace Carolinas Quality Office

Laboratory receiving samples:
Asheville ☐ Eden ☐ Greenwood ☐ Huntersville ☑ Raleigh ☐ Mechanicsville ☐

Sample Condition Upon Receipt

Client Name: AECOM, Charlotte

Project #: WO# : 92493403

92493403

Courier: ☐ Fed Ex ☐ UPS ☐ USPS ☐ Client ☐ Commercial ☐ Pace ☐ Other:____

Custody Seal Present? ☐ Yes ☐ No **Seals Intact?** ☐ Yes ☐ No

Date/Initials Person Examining Contents: DW 9/1/20

Packing Material: ☑ Bubble Wrap ☑ Bubble Bags ☐ None ☐ Other

Biological Tissue Frozen? ☐ Yes ☐ No ☑ N/A

Thermometer: ☑ IR Gun ID: 92T061 **Type of Ice:** ☑ Wet ☐ Blue ☐ None

Cooler Temp (°C): 2.1 **Correction Factor:** Add/Subtract (°C) 0.0

Cooler Temp Corrected (°C): 2.1

Temp should be above freezing to 6°C
☐ Samples out of temp criteria. Samples on ice, cooling process has begun

USDA Regulated Soil (☐ N/A, water sample)
Did samples originate in a quarantine zone within the United States: CA, NY, or SC (check maps)? ☐ Yes ☐ No

Did samples originate from a foreign source (Internationally, including Hawaii and Puerto Rico)? ☐ Yes ☐ No

				Comments/Discrepancy:
Chain of Custody Present?	☑ Yes	☐ No	☐ N/A	1.
Samples Arrived within Hold Time?	☑ Yes	☐ No	☐ N/A	2.
Short Hold Time Analysis (<72 hr.)?	☐ Yes	☑ No	☐ N/A	3.
Rush Turn Around Time Requested?	☐ Yes	☑ No	☐ N/A	4.
Sufficient Volume?	☑ Yes	☐ No	☐ N/A	5.
Correct Containers Used?	☑ Yes	☐ No	☐ N/A	6.
-Pace Containers Used?	☑ Yes	☐ No	☐ N/A	
Containers Intact?	☑ Yes	☐ No	☐ N/A	7.
Dissolved analysis: Samples Field Filtered?	☐ Yes	☑ No	☐ N/A	8.
Sample Labels Match COC?	☑ Yes	☐ No	☐ N/A	9.
-Includes Date/Time/ID/Analysis Matrix: WT/SL				
Headspace in VOA Vials (>5-6mm)?	☐ Yes	☐ No	☑ N/A	10.
Trip Blank Present?	☑ Yes	☐ No	☐ N/A	11.
Trip Blank Custody Seals Present?	☑ Yes	☐ No	☐ N/A	

COMMENTS/SAMPLE DISCREPANCY

Field Data Required? ☐ Yes ☐ No

Lot ID of split containers:

CLIENT NOTIFICATION/RESOLUTION

Person contacted: _____ Date/Time: _____

Project Manager SCURF Review: _____ **Date:** _____

Project Manager SRF Review: _____ **Date:** _____

***Check mark top half of box if pH and/or dechlorination is verified and within the acceptance range for preservation samples.**

Exceptions: VOA, Coliform, TOC, Oil and Grease, DRO/8015 (water) DOC, LLHg

****Bottom half of box is to list number of bottle**

Project #

WO#: 92493403

PM: NMG Due Date: 09/02/20

CLIENT: 92-AECOM CHA

Item#	BP4U-125 mL Plastic Unpreserved (N/A) (Cl-)	BP3U-250 mL Plastic Unpreserved (N/A)	BP2U-500 mL Plastic Unpreserved (N/A)	BP1U-1 liter Plastic Unpreserved (N/A)	BP4S-125 mL Plastic H2SO4 (pH < 2) (Cl-)	BP3N-250 mL plastic HNO3 (pH < 2)	BP4Z-125 mL Plastic ZN Acetate & NaOH (>9)	BP4C-125 mL Plastic NaOH (pH > 12) (Cl-)	WGFU-Wide-mouthed Glass jar Unpreserved	AG1U-1 liter Amber Unpreserved (N/A) (Cl-)	AG1H-1 liter Amber HCl (pH < 2)	AG3U-250 mL Amber Unpreserved (N/A) (Cl-)	AG1S-1 liter Amber H2SO4 (pH < 2)	AG3S-250 mL Amber H2SO4 (pH < 2)	AG3A(DG3A)-250 mL Amber NH4Cl (N/A)(Cl-)	DG9H-40 mL VOA HCl (N/A)	VG9T-40 mL VOA Na2S2O3 (N/A)	VG9U-40 mL VOA Unp (N/A)	DG9P-40 mL VOA H3PO4 (N/A)	VOAK (6 vials per kit)-5035 kit (N/A)	V/GK (3 vials per kit)-VPH/Gas kit (N/A)	SP5T-125 mL Sterile Plastic (N/A – lab)	SP2T-250 mL Sterile Plastic (N/A – lab)		BP3A-250 mL Plastic (NH2)2SO4 (9.3-9.7)	AG0U-100 mL Amber Unpreserved vials (N/A)	VSGU-20 mL Scintillation vials (N/A)	DG9U-40 mL Amber Unpreserved vials (N/A)
1	\				\	\	\	\			\		\	\	\							6			\	\			
2	\				\	\	\	\			\		\	\	\							6			\	\			
3	\				\	\	\	\			\		\	\	\	2									\	\			
4	\				\	\	\	\			\		\	\	\										\	\			
5	\				\	\	\	\			\		\	\	\										\	\			
6	\				\	\	\	\			\		\	\	\										\	\			
7	\				\	\	\	\			\		\	\	\										\	\			
8	\				\	\	\	\			\		\	\	\										\	\			
9	\				\	\	\	\			\		\	\	\										\	\			
10	\				\	\	\	\			\		\	\	\										\	\			
11	\				\	\	\	\			\		\	\	\										\	\			
12	\				\	\	\	\			\		\	\	\										\	\			

pH Adjustment Log for Preserved Samples

Sample ID	Type of Preservative	pH upon receipt	Date preservation adjusted	Time preservation adjusted	Amount of Preservative added	Lot #

Note: Whenever there is a discrepancy affecting North Carolina compliance samples, a copy of this form will be sent to the North Carolina DEHNR Certification Office (I.e. Out of hold, incorrect preservative, out of temp, incorrect containers.

Pace Analytical
WWW.PACELABS.COM

CHAIN-OF-CUSTODY / Analytical Request Document

The Chain-of-Custody is a LEGAL DOCUMENT. All relevant fields must be completed accurately.

Section A Required Client Information:		Section B Required Project Information:		Section C Invoice Information:	
Company:	AECOM, Charlotte	Report To:	Wreschnig, Andrew	Attention:	
Address:	6000 Fairview Road	Copy To:		Company Name:	
Suite 200, Charlotte, NC 28210				Address:	
Email:	andrew.wreschnig@aecom.com	Purchase Order #:		Pace Quote:	
Phone:	(980)221-7831 Fax	Project Name:	Colonial Pipeline	Pace Project Manager:	nicole.gasiorowski@pacelabs.com,
Requested Due Date:		Project #:		Pace Profile #:	12518

Regulatory Agency	
State / Location	NC

ITEM #	SAMPLE ID (One Character per box. (A-Z, 0-9 / , -) Sample Ids must be unique)	MATRIX CODE (see valid codes to left)	SAMPLE TYPE (G=GRAB C=COMP)	COLLECTED START DATE	COLLECTED START TIME	COLLECTED END DATE	COLLECTED END TIME	SAMPLE TEMP AT COLLECTION	# OF CONTAINERS	Preservatives: Unpreserved	H2SO4	HNO3	HCl	NaOH	Na2S2O3	Methanol	Other	Y/N	Analyses Test: 8260	VPH	6010 Lead	504.1 EDB	Trip BLANK	Residual Chlorine (Y/N)	92493403
1	MW-10(2.5-10)	SL	G	8/31/20	1810			6	6							X			X	X			X			001
2	MW-10(22.5-25)	SL	G	8/31/20	1820			6	6							X			X	X			X			002
3	TB-1	WT	-					2	2				X				X			X						
4																										
5																										
6																										
7																										
8																										
9																										
10																										
11																										
12																										

MATRIX	CODE
Drinking Water	DW
Water	WT
Waste Water	WW
Product	P
Soil/Solid	SL
Oil	OL
Wipe	WP
Air	AR
Other	OT
Tissue	TS

ADDITIONAL COMMENTS	RELINQUISHED BY / AFFILIATION	DATE	TIME	ACCEPTED BY / AFFILIATION	DATE	TIME	SAMPLE CONDITIONS: TEMP in C	Received on Ice (Y/N)	Custody Sealed Cooler (Y/N)	Samples Intact (Y/N)
	AECOM	9/1/20	1500		9/1/20	1500				
		9/1/20	1615	Dan Pace HCL	9/1/20	15:15	2.1	Y	N	Y

SAMPLER NAME AND SIGNATURE

PRINT Name of SAMPLER: Ben Wiseley

SIGNATURE of SAMPLER:

DATE Signed: 8/31/20

Pace Analytical Services, LLC
9800 Kincey Ave. Suite 100
Huntersville, NC 28078
(704)875-9092

September 04, 2020

Andrew Wreschnig
AECOM
6000 Fairview Road
Suite 200
Charlotte, NC 28210

RE: Project: Colonial Pipeline (9/2 Soil)
Pace Project No.: 92493643

Dear Andrew Wreschnig:

Enclosed are the analytical results for sample(s) received by the laboratory on September 02, 2020. The results relate only to the samples included in this report. Results reported herein conform to the applicable TNI/NELAC Standards and the laboratory's Quality Manual, where applicable, unless otherwise noted in the body of the report.

The test results provided in this final report were generated by each of the following laboratories within the Pace Network:

- Pace National - Mt. Juliet
- Pace Analytical Services - Charlotte

If you have any questions concerning this report, please feel free to contact me.

Sincerely,

Nicole Gasiorowski

Nicole Gasiorowski
nicole.gasiorowski@pacelabs.com
(704)875-9092
Project Manager

Enclosures

cc: Jeff Morrison, Colonial Pipeline Company

This report shall not be reproduced, except in full,
without the written consent of Pace Analytical Services, LLC.

Pace Analytical Services, LLC
9800 Kincey Ave. Suite 100
Huntersville, NC 28078
(704)875-9092

CERTIFICATIONS

Project: Colonial Pipeline (9/2 Soil)
Pace Project No.: 92493643

Pace Analytical Services National

12065 Lebanon Road, Mt. Juliet, TN 37122
Alabama Certification #: 40660
Alaska Certification 17-026
Arizona Certification #: AZ0612
Arkansas Certification #: 88-0469
California Certification #: 2932
Canada Certification #: 1461.01
Colorado Certification #: TN00003
Connecticut Certification #: PH-0197
DOD Certification: #1461.01
EPA# TN00003
Florida Certification #: E87487
Georgia DW Certification #: 923
Georgia Certification: NELAP
Idaho Certification #: TN00003
Illinois Certification #: 200008
Indiana Certification #: C-TN-01
Iowa Certification #: 364
Kansas Certification #: E-10277
Kentucky UST Certification #: 16
Kentucky Certification #: 90010
Louisiana Certification #: AI30792
Louisiana DW Certification #: LA180010
Maine Certification #: TN0002
Maryland Certification #: 324
Massachusetts Certification #: M-TN003
Michigan Certification #: 9958
Minnesota Certification #: 047-999-395
Mississippi Certification #: TN00003
Missouri Certification #: 340
Montana Certification #: CERT0086
Nebraska Certification #: NE-OS-15-05
Nevada Certification #: TN-03-2002-34
New Hampshire Certification #: 2975
New Jersey Certification #: TN002
New Mexico DW Certification
New York Certification #: 11742
North Carolina Aquatic Toxicity Certification #: 41
North Carolina Drinking Water Certification #: 21704
North Carolina Environmental Certificate #: 375
North Dakota Certification #: R-140
Ohio VAP Certification #: CL0069
Oklahoma Certification #: 9915
Oregon Certification #: TN200002
Pennsylvania Certification #: 68-02979
Rhode Island Certification #: LAO00356
South Carolina Certification #: 84004
South Dakota Certification
Tennessee DW/Chem/Micro Certification #: 2006
Texas Certification #: T 104704245-17-14
Texas Mold Certification #: LAB0152
USDA Soil Permit #: P330-15-00234
Utah Certification #: TN00003
Virginia Certification #: VT2006
Vermont Dept. of Health: ID# VT-2006
Virginia Certification #: 460132
Washington Certification #: C847
West Virginia Certification #: 233
Wisconsin Certification #: 9980939910
Wyoming UST Certification #: via A2LA 2926.01
A2LA-ISO 17025 Certification #: 1461.01
A2LA-ISO 17025 Certification #: 1461.02
AIHA-LAP/LLC EMLAP Certification #:100789

Pace Analytical Services Charlotte

9800 Kincey Ave. Ste 100, Huntersville, NC 28078
Louisiana/NELAP Certification # LA170028
North Carolina Drinking Water Certification #: 37706
North Carolina Field Services Certification #: 5342
North Carolina Wastewater Certification #: 12
South Carolina Certification #: 99006001
Florida/NELAP Certification #: E87627
Kentucky UST Certification #: 84
Virginia/VELAP Certification #: 460221

REPORT OF LABORATORY ANALYSIS

This report shall not be reproduced, except in full,
without the written consent of Pace Analytical Services, LLC.

Pace Analytical Services, LLC
9800 Kincey Ave. Suite 100
Huntersville, NC 28078
(704)875-9092

SAMPLE ANALYTE COUNT

Project: Colonial Pipeline (9/2 Soil)
Pace Project No.: 92493643

Lab ID	Sample ID	Method	Analysts	Analytes Reported	Laboratory
92493643001	**MW-15 (5-7.5)**	MADEP VPH	BMB	6	PAN
		EPA 8260D	SAS	70	PASI-C
		ASTM D2974-87	KDF	1	PASI-C
		SM 2540G	JWW	1	PAN
92493643002	**MW-15 (27.5-29)**	MADEP VPH	BMB	6	PAN
		EPA 8260D	SAS	70	PASI-C
		ASTM D2974-87	KDF	1	PASI-C
		SM 2540G	JWW	1	PAN
92493643003	**BH-02 (27.5-30)**	MADEP VPH	BMB	6	PAN
		EPA 8260D	SAS	70	PASI-C
		ASTM D2974-87	KDF	1	PASI-C
		SM 2540G	JWW	1	PAN
92493643004	**BH-02 (32.5-35)**	MADEP VPH	BMB	6	PAN
		EPA 8260D	SAS	70	PASI-C
		ASTM D2974-87	KDF	1	PASI-C
		SM 2540G	JWW	1	PAN
92493643005	**TB-1**	EPA 8260D	CL	63	PASI-C

PAN = Pace National - Mt. Juliet
PASI-C = Pace Analytical Services - Charlotte

This report shall not be reproduced, except in full,
without the written consent of Pace Analytical Services, LLC.

Pace Analytical Services, LLC
9800 Kincey Ave. Suite 100
Huntersville, NC 28078
(704)875-9092

ANALYTICAL RESULTS

Project: Colonial Pipeline (9/2 Soil)
Pace Project No.: 92493643

Sample: MW-15 (5-7.5) **Lab ID: 92493643001** Collected: 09/02/20 09:25 Received: 09/02/20 15:20 Matrix: Solid

Results reported on a "dry weight" basis and are adjusted for percent moisture, sample size and any dilutions.

Parameters	Results	Units	Report Limit	DF	Prepared	Analyzed	CAS No.	Qual
MADEPV	Analytical Method: MADEP VPH Preparation Method: MADEPV Pace National - Mt. Juliet							
Aliphatic (C05-C08)	ND	mg/kg	8.27	1	09/02/20 09:25	09/03/20 15:15		
Aliphatic (C09-C12)	ND	mg/kg	8.27	1	09/02/20 09:25	09/03/20 15:15		
Aromatic (C09-C10),Unadjusted	ND	mg/kg	8.27	1	09/02/20 09:25	09/03/20 15:15	TPHC9C10A	
Total VPH	ND	mg/kg	8.27	1	09/02/20 09:25	09/03/20 15:15	VPH	
Surrogates								
2,5-Dibromotoluene (FID)	93.0	%	70.0-130	1	09/02/20 09:25	09/03/20 15:15	615-59-8FID	
2,5-Dibromotoluene (PID)	86.1	%	70.0-130	1	09/02/20 09:25	09/03/20 15:15	615-59-8PID	
8260D/5035A/5030B Volatiles	Analytical Method: EPA 8260D Preparation Method: EPA 5035A/5030B Pace Analytical Services - Charlotte							
Acetone	ND	ug/kg	105	1	09/03/20 09:30	09/03/20 11:15	67-64-1	
Benzene	ND	ug/kg	5.3	1	09/03/20 09:30	09/03/20 11:15	71-43-2	
Bromobenzene	ND	ug/kg	5.3	1	09/03/20 09:30	09/03/20 11:15	108-86-1	
Bromochloromethane	ND	ug/kg	5.3	1	09/03/20 09:30	09/03/20 11:15	74-97-5	
Bromodichloromethane	ND	ug/kg	5.3	1	09/03/20 09:30	09/03/20 11:15	75-27-4	
Bromoform	ND	ug/kg	5.3	1	09/03/20 09:30	09/03/20 11:15	75-25-2	
Bromomethane	ND	ug/kg	10.5	1	09/03/20 09:30	09/03/20 11:15	74-83-9	
2-Butanone (MEK)	ND	ug/kg	105	1	09/03/20 09:30	09/03/20 11:15	78-93-3	
n-Butylbenzene	ND	ug/kg	5.3	1	09/03/20 09:30	09/03/20 11:15	104-51-8	
sec-Butylbenzene	ND	ug/kg	5.3	1	09/03/20 09:30	09/03/20 11:15	135-98-8	
tert-Butylbenzene	ND	ug/kg	5.3	1	09/03/20 09:30	09/03/20 11:15	98-06-6	
Carbon tetrachloride	ND	ug/kg	5.3	1	09/03/20 09:30	09/03/20 11:15	56-23-5	
Chlorobenzene	ND	ug/kg	5.3	1	09/03/20 09:30	09/03/20 11:15	108-90-7	
Chloroethane	ND	ug/kg	10.5	1	09/03/20 09:30	09/03/20 11:15	75-00-3	
Chloroform	ND	ug/kg	5.3	1	09/03/20 09:30	09/03/20 11:15	67-66-3	
Chloromethane	ND	ug/kg	10.5	1	09/03/20 09:30	09/03/20 11:15	74-87-3	
2-Chlorotoluene	ND	ug/kg	5.3	1	09/03/20 09:30	09/03/20 11:15	95-49-8	
4-Chlorotoluene	ND	ug/kg	5.3	1	09/03/20 09:30	09/03/20 11:15	106-43-4	
1,2-Dibromo-3-chloropropane	ND	ug/kg	5.3	1	09/03/20 09:30	09/03/20 11:15	96-12-8	
Dibromochloromethane	ND	ug/kg	5.3	1	09/03/20 09:30	09/03/20 11:15	124-48-1	
1,2-Dibromoethane (EDB)	ND	ug/kg	5.3	1	09/03/20 09:30	09/03/20 11:15	106-93-4	
Dibromomethane	ND	ug/kg	5.3	1	09/03/20 09:30	09/03/20 11:15	74-95-3	
1,2-Dichlorobenzene	ND	ug/kg	5.3	1	09/03/20 09:30	09/03/20 11:15	95-50-1	
1,3-Dichlorobenzene	ND	ug/kg	5.3	1	09/03/20 09:30	09/03/20 11:15	541-73-1	
1,4-Dichlorobenzene	ND	ug/kg	5.3	1	09/03/20 09:30	09/03/20 11:15	106-46-7	
Dichlorodifluoromethane	ND	ug/kg	10.5	1	09/03/20 09:30	09/03/20 11:15	75-71-8	
1,1-Dichloroethane	ND	ug/kg	5.3	1	09/03/20 09:30	09/03/20 11:15	75-34-3	
1,2-Dichloroethane	ND	ug/kg	5.3	1	09/03/20 09:30	09/03/20 11:15	107-06-2	
1,1-Dichloroethene	ND	ug/kg	5.3	1	09/03/20 09:30	09/03/20 11:15	75-35-4	
cis-1,2-Dichloroethene	ND	ug/kg	5.3	1	09/03/20 09:30	09/03/20 11:15	156-59-2	
trans-1,2-Dichloroethene	ND	ug/kg	5.3	1	09/03/20 09:30	09/03/20 11:15	156-60-5	
1,2-Dichloropropane	ND	ug/kg	5.3	1	09/03/20 09:30	09/03/20 11:15	78-87-5	
1,3-Dichloropropane	ND	ug/kg	5.3	1	09/03/20 09:30	09/03/20 11:15	142-28-9	
2,2-Dichloropropane	ND	ug/kg	5.3	1	09/03/20 09:30	09/03/20 11:15	594-20-7	
1,1-Dichloropropene	ND	ug/kg	5.3	1	09/03/20 09:30	09/03/20 11:15	563-58-6	

This report shall not be reproduced, except in full,
without the written consent of Pace Analytical Services, LLC.

Pace Analytical Services, LLC
9800 Kincey Ave. Suite 100
Huntersville, NC 28078
(704)875-9092

ANALYTICAL RESULTS

Project: Colonial Pipeline (9/2 Soil)
Pace Project No.: 92493643

Sample: MW-15 (5-7.5) **Lab ID: 92493643001** Collected: 09/02/20 09:25 Received: 09/02/20 15:20 Matrix: Solid

Results reported on a "dry weight" basis and are adjusted for percent moisture, sample size and any dilutions.

Parameters	Results	Units	Report Limit	DF	Prepared	Analyzed	CAS No.	Qual
8260D/5035A/5030B Volatiles	Analytical Method: EPA 8260D Preparation Method: EPA 5035A/5030B Pace Analytical Services - Charlotte							
cis-1,3-Dichloropropene	ND	ug/kg	5.3	1	09/03/20 09:30	09/03/20 11:15	10061-01-5	
trans-1,3-Dichloropropene	ND	ug/kg	5.3	1	09/03/20 09:30	09/03/20 11:15	10061-02-6	
Diisopropyl ether	ND	ug/kg	5.3	1	09/03/20 09:30	09/03/20 11:15	108-20-3	
Ethylbenzene	ND	ug/kg	5.3	1	09/03/20 09:30	09/03/20 11:15	100-41-4	
Hexachloro-1,3-butadiene	ND	ug/kg	5.3	1	09/03/20 09:30	09/03/20 11:15	87-68-3	
2-Hexanone	ND	ug/kg	52.5	1	09/03/20 09:30	09/03/20 11:15	591-78-6	
Isopropylbenzene (Cumene)	ND	ug/kg	5.3	1	09/03/20 09:30	09/03/20 11:15	98-82-8	
p-Isopropyltoluene	ND	ug/kg	5.3	1	09/03/20 09:30	09/03/20 11:15	99-87-6	
Methylene Chloride	ND	ug/kg	21.0	1	09/03/20 09:30	09/03/20 11:15	75-09-2	
4-Methyl-2-pentanone (MIBK)	ND	ug/kg	52.5	1	09/03/20 09:30	09/03/20 11:15	108-10-1	
Methyl-tert-butyl ether	ND	ug/kg	5.3	1	09/03/20 09:30	09/03/20 11:15	1634-04-4	
Naphthalene	ND	ug/kg	5.3	1	09/03/20 09:30	09/03/20 11:15	91-20-3	
n-Propylbenzene	ND	ug/kg	5.3	1	09/03/20 09:30	09/03/20 11:15	103-65-1	
Styrene	ND	ug/kg	5.3	1	09/03/20 09:30	09/03/20 11:15	100-42-5	
1,1,1,2-Tetrachloroethane	ND	ug/kg	5.3	1	09/03/20 09:30	09/03/20 11:15	630-20-6	
1,1,2,2-Tetrachloroethane	ND	ug/kg	5.3	1	09/03/20 09:30	09/03/20 11:15	79-34-5	
Tetrachloroethene	ND	ug/kg	5.3	1	09/03/20 09:30	09/03/20 11:15	127-18-4	
Toluene	ND	ug/kg	5.3	1	09/03/20 09:30	09/03/20 11:15	108-88-3	IK
1,2,3-Trichlorobenzene	ND	ug/kg	5.3	1	09/03/20 09:30	09/03/20 11:15	87-61-6	
1,2,4-Trichlorobenzene	ND	ug/kg	5.3	1	09/03/20 09:30	09/03/20 11:15	120-82-1	
1,1,1-Trichloroethane	ND	ug/kg	5.3	1	09/03/20 09:30	09/03/20 11:15	71-55-6	
1,1,2-Trichloroethane	ND	ug/kg	5.3	1	09/03/20 09:30	09/03/20 11:15	79-00-5	
Trichloroethene	ND	ug/kg	5.3	1	09/03/20 09:30	09/03/20 11:15	79-01-6	
Trichlorofluoromethane	ND	ug/kg	5.3	1	09/03/20 09:30	09/03/20 11:15	75-69-4	
1,2,3-Trichloropropane	ND	ug/kg	5.3	1	09/03/20 09:30	09/03/20 11:15	96-18-4	
1,2,4-Trimethylbenzene	ND	ug/kg	5.3	1	09/03/20 09:30	09/03/20 11:15	95-63-6	
1,3,5-Trimethylbenzene	ND	ug/kg	5.3	1	09/03/20 09:30	09/03/20 11:15	108-67-8	
Vinyl acetate	ND	ug/kg	52.5	1	09/03/20 09:30	09/03/20 11:15	108-05-4	
Vinyl chloride	ND	ug/kg	10.5	1	09/03/20 09:30	09/03/20 11:15	75-01-4	
Xylene (Total)	ND	ug/kg	10.5	1	09/03/20 09:30	09/03/20 11:15	1330-20-7	
m&p-Xylene	ND	ug/kg	10.5	1	09/03/20 09:30	09/03/20 11:15	179601-23-1	
o-Xylene	ND	ug/kg	5.3	1	09/03/20 09:30	09/03/20 11:15	95-47-6	
Surrogates								
Toluene-d8 (S)	99	%	70-130	1	09/03/20 09:30	09/03/20 11:15	2037-26-5	
4-Bromofluorobenzene (S)	103	%	70-130	1	09/03/20 09:30	09/03/20 11:15	460-00-4	
1,2-Dichloroethane-d4 (S)	97	%	70-132	1	09/03/20 09:30	09/03/20 11:15	17060-07-0	
Percent Moisture	Analytical Method: ASTM D2974-87 Pace Analytical Services - Charlotte							
Percent Moisture	**22.8**	%	0.10	1		09/02/20 17:48		
Total Solids 2540 G-2011	Analytical Method: SM 2540G Preparation Method: SM 2540 G Pace National - Mt. Juliet							
Total Solids	**77.2**	%		1	09/03/20 15:18	09/03/20 15:27		

REPORT OF LABORATORY ANALYSIS

This report shall not be reproduced, except in full,
without the written consent of Pace Analytical Services, LLC.

Pace Analytical Services, LLC
9800 Kincey Ave. Suite 100
Huntersville, NC 28078
(704)875-9092

ANALYTICAL RESULTS

Project: Colonial Pipeline (9/2 Soil)
Pace Project No.: 92493643

Sample: MW-15 (27.5-29) **Lab ID: 92493643002** Collected: 09/02/20 09:35 Received: 09/02/20 15:20 Matrix: Solid

Results reported on a "dry weight" basis and are adjusted for percent moisture, sample size and any dilutions.

Parameters	Results	Units	Report Limit	DF	Prepared	Analyzed	CAS No.	Qual
MADEPV	Analytical Method: MADEP VPH Preparation Method: MADEPV Pace National - Mt. Juliet							
Aliphatic (C05-C08)	ND	mg/kg	7.69	1	09/02/20 09:35	09/03/20 15:48		
Aliphatic (C09-C12)	ND	mg/kg	7.69	1	09/02/20 09:35	09/03/20 15:48		
Aromatic (C09-C10),Unadjusted	ND	mg/kg	7.69	1	09/02/20 09:35	09/03/20 15:48	TPHC9C10A	
Total VPH	ND	mg/kg	7.69	1	09/02/20 09:35	09/03/20 15:48	VPH	
Surrogates								
2,5-Dibromotoluene (FID)	95.2	%	70.0-130	1	09/02/20 09:35	09/03/20 15:48	615-59-8FID	
2,5-Dibromotoluene (PID)	89.6	%	70.0-130	1	09/02/20 09:35	09/03/20 15:48	615-59-8PID	
8260D/5035A/5030B Volatiles	Analytical Method: EPA 8260D Preparation Method: EPA 5035A/5030B Pace Analytical Services - Charlotte							
Acetone	ND	ug/kg	97.3	1	09/03/20 09:30	09/03/20 11:52	67-64-1	
Benzene	ND	ug/kg	4.9	1	09/03/20 09:30	09/03/20 11:52	71-43-2	
Bromobenzene	ND	ug/kg	4.9	1	09/03/20 09:30	09/03/20 11:52	108-86-1	
Bromochloromethane	ND	ug/kg	4.9	1	09/03/20 09:30	09/03/20 11:52	74-97-5	
Bromodichloromethane	ND	ug/kg	4.9	1	09/03/20 09:30	09/03/20 11:52	75-27-4	
Bromoform	ND	ug/kg	4.9	1	09/03/20 09:30	09/03/20 11:52	75-25-2	
Bromomethane	ND	ug/kg	9.7	1	09/03/20 09:30	09/03/20 11:52	74-83-9	
2-Butanone (MEK)	ND	ug/kg	97.3	1	09/03/20 09:30	09/03/20 11:52	78-93-3	
n-Butylbenzene	ND	ug/kg	4.9	1	09/03/20 09:30	09/03/20 11:52	104-51-8	
sec-Butylbenzene	ND	ug/kg	4.9	1	09/03/20 09:30	09/03/20 11:52	135-98-8	
tert-Butylbenzene	ND	ug/kg	4.9	1	09/03/20 09:30	09/03/20 11:52	98-06-6	
Carbon tetrachloride	ND	ug/kg	4.9	1	09/03/20 09:30	09/03/20 11:52	56-23-5	
Chlorobenzene	ND	ug/kg	4.9	1	09/03/20 09:30	09/03/20 11:52	108-90-7	
Chloroethane	ND	ug/kg	9.7	1	09/03/20 09:30	09/03/20 11:52	75-00-3	
Chloroform	ND	ug/kg	4.9	1	09/03/20 09:30	09/03/20 11:52	67-66-3	
Chloromethane	ND	ug/kg	9.7	1	09/03/20 09:30	09/03/20 11:52	74-87-3	
2-Chlorotoluene	ND	ug/kg	4.9	1	09/03/20 09:30	09/03/20 11:52	95-49-8	
4-Chlorotoluene	ND	ug/kg	4.9	1	09/03/20 09:30	09/03/20 11:52	106-43-4	
1,2-Dibromo-3-chloropropane	ND	ug/kg	4.9	1	09/03/20 09:30	09/03/20 11:52	96-12-8	
Dibromochloromethane	ND	ug/kg	4.9	1	09/03/20 09:30	09/03/20 11:52	124-48-1	
1,2-Dibromoethane (EDB)	ND	ug/kg	4.9	1	09/03/20 09:30	09/03/20 11:52	106-93-4	
Dibromomethane	ND	ug/kg	4.9	1	09/03/20 09:30	09/03/20 11:52	74-95-3	
1,2-Dichlorobenzene	ND	ug/kg	4.9	1	09/03/20 09:30	09/03/20 11:52	95-50-1	
1,3-Dichlorobenzene	ND	ug/kg	4.9	1	09/03/20 09:30	09/03/20 11:52	541-73-1	
1,4-Dichlorobenzene	ND	ug/kg	4.9	1	09/03/20 09:30	09/03/20 11:52	106-46-7	
Dichlorodifluoromethane	ND	ug/kg	9.7	1	09/03/20 09:30	09/03/20 11:52	75-71-8	
1,1-Dichloroethane	ND	ug/kg	4.9	1	09/03/20 09:30	09/03/20 11:52	75-34-3	
1,2-Dichloroethane	ND	ug/kg	4.9	1	09/03/20 09:30	09/03/20 11:52	107-06-2	
1,1-Dichloroethene	ND	ug/kg	4.9	1	09/03/20 09:30	09/03/20 11:52	75-35-4	
cis-1,2-Dichloroethene	ND	ug/kg	4.9	1	09/03/20 09:30	09/03/20 11:52	156-59-2	
trans-1,2-Dichloroethene	ND	ug/kg	4.9	1	09/03/20 09:30	09/03/20 11:52	156-60-5	
1,2-Dichloropropane	ND	ug/kg	4.9	1	09/03/20 09:30	09/03/20 11:52	78-87-5	
1,3-Dichloropropane	ND	ug/kg	4.9	1	09/03/20 09:30	09/03/20 11:52	142-28-9	
2,2-Dichloropropane	ND	ug/kg	4.9	1	09/03/20 09:30	09/03/20 11:52	594-20-7	
1,1-Dichloropropene	ND	ug/kg	4.9	1	09/03/20 09:30	09/03/20 11:52	563-58-6	

This report shall not be reproduced, except in full,
without the written consent of Pace Analytical Services, LLC.

Pace Analytical Services, LLC
9800 Kincey Ave. Suite 100
Huntersville, NC 28078
(704)875-9092

ANALYTICAL RESULTS

Project: Colonial Pipeline (9/2 Soil)
Pace Project No.: 92493643

Sample: MW-15 (27.5-29) **Lab ID: 92493643002** Collected: 09/02/20 09:35 Received: 09/02/20 15:20 Matrix: Solid

Results reported on a "dry weight" basis and are adjusted for percent moisture, sample size and any dilutions.

Parameters	Results	Units	Report Limit	DF	Prepared	Analyzed	CAS No.	Qual
8260D/5035A/5030B Volatiles	Analytical Method: EPA 8260D Preparation Method: EPA 5035A/5030B Pace Analytical Services - Charlotte							
cis-1,3-Dichloropropene	ND	ug/kg	4.9	1	09/03/20 09:30	09/03/20 11:52	10061-01-5	
trans-1,3-Dichloropropene	ND	ug/kg	4.9	1	09/03/20 09:30	09/03/20 11:52	10061-02-6	
Diisopropyl ether	ND	ug/kg	4.9	1	09/03/20 09:30	09/03/20 11:52	108-20-3	
Ethylbenzene	ND	ug/kg	4.9	1	09/03/20 09:30	09/03/20 11:52	100-41-4	
Hexachloro-1,3-butadiene	ND	ug/kg	4.9	1	09/03/20 09:30	09/03/20 11:52	87-68-3	
2-Hexanone	ND	ug/kg	48.7	1	09/03/20 09:30	09/03/20 11:52	591-78-6	
Isopropylbenzene (Cumene)	ND	ug/kg	4.9	1	09/03/20 09:30	09/03/20 11:52	98-82-8	
p-Isopropyltoluene	ND	ug/kg	4.9	1	09/03/20 09:30	09/03/20 11:52	99-87-6	
Methylene Chloride	ND	ug/kg	19.5	1	09/03/20 09:30	09/03/20 11:52	75-09-2	
4-Methyl-2-pentanone (MIBK)	ND	ug/kg	48.7	1	09/03/20 09:30	09/03/20 11:52	108-10-1	
Methyl-tert-butyl ether	ND	ug/kg	4.9	1	09/03/20 09:30	09/03/20 11:52	1634-04-4	
Naphthalene	ND	ug/kg	4.9	1	09/03/20 09:30	09/03/20 11:52	91-20-3	
n-Propylbenzene	ND	ug/kg	4.9	1	09/03/20 09:30	09/03/20 11:52	103-65-1	
Styrene	ND	ug/kg	4.9	1	09/03/20 09:30	09/03/20 11:52	100-42-5	
1,1,1,2-Tetrachloroethane	ND	ug/kg	4.9	1	09/03/20 09:30	09/03/20 11:52	630-20-6	
1,1,2,2-Tetrachloroethane	ND	ug/kg	4.9	1	09/03/20 09:30	09/03/20 11:52	79-34-5	
Tetrachloroethene	ND	ug/kg	4.9	1	09/03/20 09:30	09/03/20 11:52	127-18-4	
Toluene	ND	ug/kg	4.9	1	09/03/20 09:30	09/03/20 11:52	108-88-3	IK
1,2,3-Trichlorobenzene	ND	ug/kg	4.9	1	09/03/20 09:30	09/03/20 11:52	87-61-6	
1,2,4-Trichlorobenzene	ND	ug/kg	4.9	1	09/03/20 09:30	09/03/20 11:52	120-82-1	
1,1,1-Trichloroethane	ND	ug/kg	4.9	1	09/03/20 09:30	09/03/20 11:52	71-55-6	
1,1,2-Trichloroethane	ND	ug/kg	4.9	1	09/03/20 09:30	09/03/20 11:52	79-00-5	
Trichloroethene	ND	ug/kg	4.9	1	09/03/20 09:30	09/03/20 11:52	79-01-6	
Trichlorofluoromethane	ND	ug/kg	4.9	1	09/03/20 09:30	09/03/20 11:52	75-69-4	
1,2,3-Trichloropropane	ND	ug/kg	4.9	1	09/03/20 09:30	09/03/20 11:52	96-18-4	
1,2,4-Trimethylbenzene	ND	ug/kg	4.9	1	09/03/20 09:30	09/03/20 11:52	95-63-6	
1,3,5-Trimethylbenzene	ND	ug/kg	4.9	1	09/03/20 09:30	09/03/20 11:52	108-67-8	
Vinyl acetate	ND	ug/kg	48.7	1	09/03/20 09:30	09/03/20 11:52	108-05-4	
Vinyl chloride	ND	ug/kg	9.7	1	09/03/20 09:30	09/03/20 11:52	75-01-4	
Xylene (Total)	ND	ug/kg	9.7	1	09/03/20 09:30	09/03/20 11:52	1330-20-7	
m&p-Xylene	ND	ug/kg	9.7	1	09/03/20 09:30	09/03/20 11:52	179601-23-1	
o-Xylene	ND	ug/kg	4.9	1	09/03/20 09:30	09/03/20 11:52	95-47-6	
Surrogates								
Toluene-d8 (S)	100	%	70-130	1	09/03/20 09:30	09/03/20 11:52	2037-26-5	
4-Bromofluorobenzene (S)	100	%	70-130	1	09/03/20 09:30	09/03/20 11:52	460-00-4	
1,2-Dichloroethane-d4 (S)	93	%	70-132	1	09/03/20 09:30	09/03/20 11:52	17060-07-0	
Percent Moisture	Analytical Method: ASTM D2974-87 Pace Analytical Services - Charlotte							
Percent Moisture	**18.3**	%	0.10	1		09/02/20 17:48		
Total Solids 2540 G-2011	Analytical Method: SM 2540G Preparation Method: SM 2540 G Pace National - Mt. Juliet							
Total Solids	**80.4**	%		1	09/03/20 15:18	09/03/20 15:27		

REPORT OF LABORATORY ANALYSIS

This report shall not be reproduced, except in full,
without the written consent of Pace Analytical Services, LLC.

Pace Analytical Services, LLC
9800 Kincey Ave. Suite 100
Huntersville, NC 28078
(704)875-9092

ANALYTICAL RESULTS

Project: Colonial Pipeline (9/2 Soil)
Pace Project No.: 92493643

Sample: BH-02 (27.5-30) **Lab ID: 92493643003** Collected: 09/02/20 14:50 Received: 09/02/20 15:20 Matrix: Solid

Results reported on a "dry weight" basis and are adjusted for percent moisture, sample size and any dilutions.

Parameters	Results	Units	Report Limit	DF	Prepared	Analyzed	CAS No.	Qual
MADEPV	Analytical Method: MADEP VPH Preparation Method: MADEPV Pace National - Mt. Juliet							
Aliphatic (C05-C08)	**904**	mg/kg	29.3	4	09/02/20 14:50	09/03/20 16:21		
Aliphatic (C09-C12)	**770**	mg/kg	29.3	4	09/02/20 14:50	09/03/20 16:21		
Aromatic (C09-C10),Unadjusted	**438**	mg/kg	29.3	4	09/02/20 14:50	09/03/20 16:21	TPHC9C10A	
Total VPH	**2110**	mg/kg	29.3	4	09/02/20 14:50	09/03/20 16:21	VPH	
Surrogates								
2,5-Dibromotoluene (FID)	103	%	70.0-130	4	09/02/20 14:50	09/03/20 16:21	615-59-8FID	
2,5-Dibromotoluene (PID)	92.5	%	70.0-130	4	09/02/20 14:50	09/03/20 16:21	615-59-8PID	
8260D/5035A/5030B Volatiles	Analytical Method: EPA 8260D Preparation Method: EPA 5035A/5030B Pace Analytical Services - Charlotte							
Acetone	ND	ug/kg	310	2.5	09/03/20 09:30	09/03/20 12:47	67-64-1	
Benzene	**457**	ug/kg	15.5	2.5	09/03/20 09:30	09/03/20 12:47	71-43-2	
Bromobenzene	ND	ug/kg	15.5	2.5	09/03/20 09:30	09/03/20 12:47	108-86-1	
Bromochloromethane	ND	ug/kg	15.5	2.5	09/03/20 09:30	09/03/20 12:47	74-97-5	
Bromodichloromethane	ND	ug/kg	15.5	2.5	09/03/20 09:30	09/03/20 12:47	75-27-4	
Bromoform	ND	ug/kg	15.5	2.5	09/03/20 09:30	09/03/20 12:47	75-25-2	
Bromomethane	ND	ug/kg	31.0	2.5	09/03/20 09:30	09/03/20 12:47	74-83-9	
2-Butanone (MEK)	ND	ug/kg	310	2.5	09/03/20 09:30	09/03/20 12:47	78-93-3	
n-Butylbenzene	ND	ug/kg	15.5	2.5	09/03/20 09:30	09/03/20 12:47	104-51-8	
sec-Butylbenzene	ND	ug/kg	15.5	2.5	09/03/20 09:30	09/03/20 12:47	135-98-8	
tert-Butylbenzene	ND	ug/kg	15.5	2.5	09/03/20 09:30	09/03/20 12:47	98-06-6	
Carbon tetrachloride	ND	ug/kg	15.5	2.5	09/03/20 09:30	09/03/20 12:47	56-23-5	
Chlorobenzene	ND	ug/kg	15.5	2.5	09/03/20 09:30	09/03/20 12:47	108-90-7	
Chloroethane	ND	ug/kg	31.0	2.5	09/03/20 09:30	09/03/20 12:47	75-00-3	
Chloroform	ND	ug/kg	15.5	2.5	09/03/20 09:30	09/03/20 12:47	67-66-3	
Chloromethane	ND	ug/kg	31.0	2.5	09/03/20 09:30	09/03/20 12:47	74-87-3	
2-Chlorotoluene	ND	ug/kg	15.5	2.5	09/03/20 09:30	09/03/20 12:47	95-49-8	
4-Chlorotoluene	ND	ug/kg	15.5	2.5	09/03/20 09:30	09/03/20 12:47	106-43-4	
1,2-Dibromo-3-chloropropane	ND	ug/kg	15.5	2.5	09/03/20 09:30	09/03/20 12:47	96-12-8	
Dibromochloromethane	ND	ug/kg	15.5	2.5	09/03/20 09:30	09/03/20 12:47	124-48-1	
1,2-Dibromoethane (EDB)	ND	ug/kg	15.5	2.5	09/03/20 09:30	09/03/20 12:47	106-93-4	
Dibromomethane	ND	ug/kg	15.5	2.5	09/03/20 09:30	09/03/20 12:47	74-95-3	
1,2-Dichlorobenzene	ND	ug/kg	15.5	2.5	09/03/20 09:30	09/03/20 12:47	95-50-1	
1,3-Dichlorobenzene	ND	ug/kg	15.5	2.5	09/03/20 09:30	09/03/20 12:47	541-73-1	
1,4-Dichlorobenzene	ND	ug/kg	15.5	2.5	09/03/20 09:30	09/03/20 12:47	106-46-7	
Dichlorodifluoromethane	ND	ug/kg	31.0	2.5	09/03/20 09:30	09/03/20 12:47	75-71-8	
1,1-Dichloroethane	ND	ug/kg	15.5	2.5	09/03/20 09:30	09/03/20 12:47	75-34-3	
1,2-Dichloroethane	ND	ug/kg	15.5	2.5	09/03/20 09:30	09/03/20 12:47	107-06-2	
1,1-Dichloroethene	ND	ug/kg	15.5	2.5	09/03/20 09:30	09/03/20 12:47	75-35-4	
cis-1,2-Dichloroethene	ND	ug/kg	15.5	2.5	09/03/20 09:30	09/03/20 12:47	156-59-2	
trans-1,2-Dichloroethene	ND	ug/kg	15.5	2.5	09/03/20 09:30	09/03/20 12:47	156-60-5	
1,2-Dichloropropane	ND	ug/kg	15.5	2.5	09/03/20 09:30	09/03/20 12:47	78-87-5	
1,3-Dichloropropane	ND	ug/kg	15.5	2.5	09/03/20 09:30	09/03/20 12:47	142-28-9	
2,2-Dichloropropane	ND	ug/kg	15.5	2.5	09/03/20 09:30	09/03/20 12:47	594-20-7	
1,1-Dichloropropene	ND	ug/kg	15.5	2.5	09/03/20 09:30	09/03/20 12:47	563-58-6	

This report shall not be reproduced, except in full,
without the written consent of Pace Analytical Services, LLC.

Pace Analytical Services, LLC
9800 Kincey Ave. Suite 100
Huntersville, NC 28078
(704)875-9092

ANALYTICAL RESULTS

Project: Colonial Pipeline (9/2 Soil)
Pace Project No.: 92493643

Sample: BH-02 (27.5-30) **Lab ID: 92493643003** Collected: 09/02/20 14:50 Received: 09/02/20 15:20 Matrix: Solid

Results reported on a "dry weight" basis and are adjusted for percent moisture, sample size and any dilutions.

Parameters	Results	Units	Report Limit	DF	Prepared	Analyzed	CAS No.	Qual
8260D/5035A/5030B Volatiles	Analytical Method: EPA 8260D Preparation Method: EPA 5035A/5030B Pace Analytical Services - Charlotte							
cis-1,3-Dichloropropene	ND	ug/kg	15.5	2.5	09/03/20 09:30	09/03/20 12:47	10061-01-5	
trans-1,3-Dichloropropene	ND	ug/kg	15.5	2.5	09/03/20 09:30	09/03/20 12:47	10061-02-6	
Diisopropyl ether	**40.4**	ug/kg	15.5	2.5	09/03/20 09:30	09/03/20 12:47	108-20-3	
Ethylbenzene	**3490**	ug/kg	15.5	2.5	09/03/20 09:30	09/03/20 12:47	100-41-4	
Hexachloro-1,3-butadiene	ND	ug/kg	15.5	2.5	09/03/20 09:30	09/03/20 12:47	87-68-3	
2-Hexanone	ND	ug/kg	155	2.5	09/03/20 09:30	09/03/20 12:47	591-78-6	
Isopropylbenzene (Cumene)	ND	ug/kg	15.5	2.5	09/03/20 09:30	09/03/20 12:47	98-82-8	
p-Isopropyltoluene	**488**	ug/kg	15.5	2.5	09/03/20 09:30	09/03/20 12:47	99-87-6	
Methylene Chloride	**89.6**	ug/kg	61.9	2.5	09/03/20 09:30	09/03/20 12:47	75-09-2	
4-Methyl-2-pentanone (MIBK)	ND	ug/kg	155	2.5	09/03/20 09:30	09/03/20 12:47	108-10-1	
Methyl-tert-butyl ether	ND	ug/kg	15.5	2.5	09/03/20 09:30	09/03/20 12:47	1634-04-4	
Naphthalene	**1980**	ug/kg	15.5	2.5	09/03/20 09:30	09/03/20 12:47	91-20-3	
n-Propylbenzene	ND	ug/kg	15.5	2.5	09/03/20 09:30	09/03/20 12:47	103-65-1	
Styrene	ND	ug/kg	15.5	2.5	09/03/20 09:30	09/03/20 12:47	100-42-5	
1,1,1,2-Tetrachloroethane	ND	ug/kg	15.5	2.5	09/03/20 09:30	09/03/20 12:47	630-20-6	
1,1,2,2-Tetrachloroethane	ND	ug/kg	15.5	2.5	09/03/20 09:30	09/03/20 12:47	79-34-5	
Tetrachloroethene	ND	ug/kg	15.5	2.5	09/03/20 09:30	09/03/20 12:47	127-18-4	
Toluene	**7530**	ug/kg	15.5	2.5	09/03/20 09:30	09/03/20 12:47	108-88-3	IK
1,2,3-Trichlorobenzene	ND	ug/kg	15.5	2.5	09/03/20 09:30	09/03/20 12:47	87-61-6	
1,2,4-Trichlorobenzene	ND	ug/kg	15.5	2.5	09/03/20 09:30	09/03/20 12:47	120-82-1	
1,1,1-Trichloroethane	ND	ug/kg	15.5	2.5	09/03/20 09:30	09/03/20 12:47	71-55-6	
1,1,2-Trichloroethane	ND	ug/kg	15.5	2.5	09/03/20 09:30	09/03/20 12:47	79-00-5	
Trichloroethene	ND	ug/kg	15.5	2.5	09/03/20 09:30	09/03/20 12:47	79-01-6	
Trichlorofluoromethane	ND	ug/kg	15.5	2.5	09/03/20 09:30	09/03/20 12:47	75-69-4	
1,2,3-Trichloropropane	ND	ug/kg	15.5	2.5	09/03/20 09:30	09/03/20 12:47	96-18-4	
1,2,4-Trimethylbenzene	**10900**	ug/kg	15.5	2.5	09/03/20 09:30	09/03/20 12:47	95-63-6	
1,3,5-Trimethylbenzene	**2950**	ug/kg	15.5	2.5	09/03/20 09:30	09/03/20 12:47	108-67-8	
Vinyl acetate	ND	ug/kg	155	2.5	09/03/20 09:30	09/03/20 12:47	108-05-4	
Vinyl chloride	ND	ug/kg	31.0	2.5	09/03/20 09:30	09/03/20 12:47	75-01-4	
Xylene (Total)	**21500**	ug/kg	31.0	2.5	09/03/20 09:30	09/03/20 12:47	1330-20-7	
m&p-Xylene	**14700**	ug/kg	31.0	2.5	09/03/20 09:30	09/03/20 12:47	179601-23-1	
o-Xylene	**6760**	ug/kg	15.5	2.5	09/03/20 09:30	09/03/20 12:47	95-47-6	
Surrogates								
Toluene-d8 (S)	97	%	70-130	2.5	09/03/20 09:30	09/03/20 12:47	2037-26-5	
4-Bromofluorobenzene (S)	103	%	70-130	2.5	09/03/20 09:30	09/03/20 12:47	460-00-4	
1,2-Dichloroethane-d4 (S)	100	%	70-132	2.5	09/03/20 09:30	09/03/20 12:47	17060-07-0	
Percent Moisture	Analytical Method: ASTM D2974-87 Pace Analytical Services - Charlotte							
Percent Moisture	**18.5**	%	0.10	1		09/02/20 17:48		
Total Solids 2540 G-2011	Analytical Method: SM 2540G Preparation Method: SM 2540 G Pace National - Mt. Juliet							
Total Solids	**81.7**	%		1	09/03/20 15:18	09/03/20 15:27		

REPORT OF LABORATORY ANALYSIS

This report shall not be reproduced, except in full,
without the written consent of Pace Analytical Services, LLC.

Pace Analytical Services, LLC
9800 Kincey Ave. Suite 100
Huntersville, NC 28078
(704)875-9092

ANALYTICAL RESULTS

Project: Colonial Pipeline (9/2 Soil)
Pace Project No.: 92493643

Sample: BH-02 (32.5-35) **Lab ID: 92493643004** Collected: 09/02/20 15:00 Received: 09/02/20 15:20 Matrix: Solid

Results reported on a "dry weight" basis and are adjusted for percent moisture, sample size and any dilutions.

Parameters	Results	Units	Report Limit	DF	Prepared	Analyzed	CAS No.	Qual
MADEPV	Analytical Method: MADEP VPH Preparation Method: MADEPV Pace National - Mt. Juliet							
Aliphatic (C05-C08)	**6960**	mg/kg	357	50	09/02/20 15:00	09/03/20 17:45		
Aliphatic (C09-C12)	**3750**	mg/kg	357	50	09/02/20 15:00	09/03/20 17:45		
Aromatic (C09-C10),Unadjusted	**1650**	mg/kg	357	50	09/02/20 15:00	09/03/20 17:45	TPHC9C10A	
Total VPH	**12400**	mg/kg	357	50	09/02/20 15:00	09/03/20 17:45	VPH	
Surrogates								
2,5-Dibromotoluene (FID)	96.2	%	70.0-130	50	09/02/20 15:00	09/03/20 17:45	615-59-8FID	
2,5-Dibromotoluene (PID)	85.8	%	70.0-130	50	09/02/20 15:00	09/03/20 17:45	615-59-8PID	
8260D/5035A/5030B Volatiles	Analytical Method: EPA 8260D Preparation Method: EPA 5035A/5030B Pace Analytical Services - Charlotte							
Acetone	ND	ug/kg	11800	100	09/03/20 09:30	09/03/20 13:05	67-64-1	
Benzene	**24400**	ug/kg	592	100	09/03/20 09:30	09/03/20 13:05	71-43-2	
Bromobenzene	ND	ug/kg	592	100	09/03/20 09:30	09/03/20 13:05	108-86-1	
Bromochloromethane	ND	ug/kg	592	100	09/03/20 09:30	09/03/20 13:05	74-97-5	
Bromodichloromethane	ND	ug/kg	592	100	09/03/20 09:30	09/03/20 13:05	75-27-4	
Bromoform	ND	ug/kg	592	100	09/03/20 09:30	09/03/20 13:05	75-25-2	
Bromomethane	ND	ug/kg	1180	100	09/03/20 09:30	09/03/20 13:05	74-83-9	
2-Butanone (MEK)	ND	ug/kg	11800	100	09/03/20 09:30	09/03/20 13:05	78-93-3	
n-Butylbenzene	ND	ug/kg	592	100	09/03/20 09:30	09/03/20 13:05	104-51-8	
sec-Butylbenzene	ND	ug/kg	592	100	09/03/20 09:30	09/03/20 13:05	135-98-8	
tert-Butylbenzene	ND	ug/kg	592	100	09/03/20 09:30	09/03/20 13:05	98-06-6	
Carbon tetrachloride	ND	ug/kg	592	100	09/03/20 09:30	09/03/20 13:05	56-23-5	
Chlorobenzene	ND	ug/kg	592	100	09/03/20 09:30	09/03/20 13:05	108-90-7	
Chloroethane	ND	ug/kg	1180	100	09/03/20 09:30	09/03/20 13:05	75-00-3	
Chloroform	ND	ug/kg	592	100	09/03/20 09:30	09/03/20 13:05	67-66-3	
Chloromethane	ND	ug/kg	1180	100	09/03/20 09:30	09/03/20 13:05	74-87-3	
2-Chlorotoluene	ND	ug/kg	592	100	09/03/20 09:30	09/03/20 13:05	95-49-8	
4-Chlorotoluene	ND	ug/kg	592	100	09/03/20 09:30	09/03/20 13:05	106-43-4	
1,2-Dibromo-3-chloropropane	ND	ug/kg	592	100	09/03/20 09:30	09/03/20 13:05	96-12-8	
Dibromochloromethane	ND	ug/kg	592	100	09/03/20 09:30	09/03/20 13:05	124-48-1	
1,2-Dibromoethane (EDB)	ND	ug/kg	592	100	09/03/20 09:30	09/03/20 13:05	106-93-4	
Dibromomethane	ND	ug/kg	592	100	09/03/20 09:30	09/03/20 13:05	74-95-3	
1,2-Dichlorobenzene	ND	ug/kg	592	100	09/03/20 09:30	09/03/20 13:05	95-50-1	
1,3-Dichlorobenzene	ND	ug/kg	592	100	09/03/20 09:30	09/03/20 13:05	541-73-1	
1,4-Dichlorobenzene	ND	ug/kg	592	100	09/03/20 09:30	09/03/20 13:05	106-46-7	
Dichlorodifluoromethane	ND	ug/kg	1180	100	09/03/20 09:30	09/03/20 13:05	75-71-8	
1,1-Dichloroethane	ND	ug/kg	592	100	09/03/20 09:30	09/03/20 13:05	75-34-3	
1,2-Dichloroethane	ND	ug/kg	592	100	09/03/20 09:30	09/03/20 13:05	107-06-2	
1,1-Dichloroethene	ND	ug/kg	592	100	09/03/20 09:30	09/03/20 13:05	75-35-4	
cis-1,2-Dichloroethene	ND	ug/kg	592	100	09/03/20 09:30	09/03/20 13:05	156-59-2	
trans-1,2-Dichloroethene	ND	ug/kg	592	100	09/03/20 09:30	09/03/20 13:05	156-60-5	
1,2-Dichloropropane	ND	ug/kg	592	100	09/03/20 09:30	09/03/20 13:05	78-87-5	
1,3-Dichloropropane	ND	ug/kg	592	100	09/03/20 09:30	09/03/20 13:05	142-28-9	
2,2-Dichloropropane	ND	ug/kg	592	100	09/03/20 09:30	09/03/20 13:05	594-20-7	
1,1-Dichloropropene	ND	ug/kg	592	100	09/03/20 09:30	09/03/20 13:05	563-58-6	

This report shall not be reproduced, except in full,
without the written consent of Pace Analytical Services, LLC.

Pace Analytical Services, LLC
9800 Kincey Ave. Suite 100
Huntersville, NC 28078
(704)875-9092

ANALYTICAL RESULTS

Project: Colonial Pipeline (9/2 Soil)
Pace Project No.: 92493643

Sample: BH-02 (32.5-35) **Lab ID: 92493643004** Collected: 09/02/20 15:00 Received: 09/02/20 15:20 Matrix: Solid

Results reported on a "dry weight" basis and are adjusted for percent moisture, sample size and any dilutions.

Parameters	Results	Units	Report Limit	DF	Prepared	Analyzed	CAS No.	Qual
8260D/5035A/5030B Volatiles	Analytical Method: EPA 8260D Preparation Method: EPA 5035A/5030B Pace Analytical Services - Charlotte							
cis-1,3-Dichloropropene	ND	ug/kg	592	100	09/03/20 09:30	09/03/20 13:05	10061-01-5	
trans-1,3-Dichloropropene	ND	ug/kg	592	100	09/03/20 09:30	09/03/20 13:05	10061-02-6	
Diisopropyl ether	**1280**	ug/kg	592	100	09/03/20 09:30	09/03/20 13:05	108-20-3	
Ethylbenzene	**147000**	ug/kg	592	100	09/03/20 09:30	09/03/20 13:05	100-41-4	
Hexachloro-1,3-butadiene	ND	ug/kg	592	100	09/03/20 09:30	09/03/20 13:05	87-68-3	
2-Hexanone	ND	ug/kg	5920	100	09/03/20 09:30	09/03/20 13:05	591-78-6	
Isopropylbenzene (Cumene)	ND	ug/kg	592	100	09/03/20 09:30	09/03/20 13:05	98-82-8	
p-Isopropyltoluene	ND	ug/kg	592	100	09/03/20 09:30	09/03/20 13:05	99-87-6	
Methylene Chloride	ND	ug/kg	2370	100	09/03/20 09:30	09/03/20 13:05	75-09-2	
4-Methyl-2-pentanone (MIBK)	ND	ug/kg	5920	100	09/03/20 09:30	09/03/20 13:05	108-10-1	
Methyl-tert-butyl ether	ND	ug/kg	592	100	09/03/20 09:30	09/03/20 13:05	1634-04-4	
Naphthalene	**35900**	ug/kg	592	100	09/03/20 09:30	09/03/20 13:05	91-20-3	
n-Propylbenzene	ND	ug/kg	592	100	09/03/20 09:30	09/03/20 13:05	103-65-1	
Styrene	ND	ug/kg	592	100	09/03/20 09:30	09/03/20 13:05	100-42-5	
1,1,1,2-Tetrachloroethane	ND	ug/kg	592	100	09/03/20 09:30	09/03/20 13:05	630-20-6	
1,1,2,2-Tetrachloroethane	ND	ug/kg	592	100	09/03/20 09:30	09/03/20 13:05	79-34-5	
Tetrachloroethene	ND	ug/kg	592	100	09/03/20 09:30	09/03/20 13:05	127-18-4	
Toluene	**399000**	ug/kg	592	100	09/03/20 09:30	09/03/20 13:05	108-88-3	IK
1,2,3-Trichlorobenzene	ND	ug/kg	592	100	09/03/20 09:30	09/03/20 13:05	87-61-6	
1,2,4-Trichlorobenzene	ND	ug/kg	592	100	09/03/20 09:30	09/03/20 13:05	120-82-1	
1,1,1-Trichloroethane	ND	ug/kg	592	100	09/03/20 09:30	09/03/20 13:05	71-55-6	
1,1,2-Trichloroethane	ND	ug/kg	592	100	09/03/20 09:30	09/03/20 13:05	79-00-5	
Trichloroethene	ND	ug/kg	592	100	09/03/20 09:30	09/03/20 13:05	79-01-6	
Trichlorofluoromethane	ND	ug/kg	592	100	09/03/20 09:30	09/03/20 13:05	75-69-4	
1,2,3-Trichloropropane	ND	ug/kg	592	100	09/03/20 09:30	09/03/20 13:05	96-18-4	
1,2,4-Trimethylbenzene	**326000**	ug/kg	592	100	09/03/20 09:30	09/03/20 13:05	95-63-6	
1,3,5-Trimethylbenzene	**89800**	ug/kg	592	100	09/03/20 09:30	09/03/20 13:05	108-67-8	
Vinyl acetate	ND	ug/kg	5920	100	09/03/20 09:30	09/03/20 13:05	108-05-4	
Vinyl chloride	ND	ug/kg	1180	100	09/03/20 09:30	09/03/20 13:05	75-01-4	
Xylene (Total)	**856000**	ug/kg	1180	100	09/03/20 09:30	09/03/20 13:05	1330-20-7	
m&p-Xylene	**600000**	ug/kg	1180	100	09/03/20 09:30	09/03/20 13:05	179601-23-1	
o-Xylene	**256000**	ug/kg	592	100	09/03/20 09:30	09/03/20 13:05	95-47-6	
Surrogates								
Toluene-d8 (S)	98	%	70-130	100	09/03/20 09:30	09/03/20 13:05	2037-26-5	
4-Bromofluorobenzene (S)	101	%	70-130	100	09/03/20 09:30	09/03/20 13:05	460-00-4	
1,2-Dichloroethane-d4 (S)	101	%	70-132	100	09/03/20 09:30	09/03/20 13:05	17060-07-0	
Percent Moisture	Analytical Method: ASTM D2974-87 Pace Analytical Services - Charlotte							
Percent Moisture	**17.1**	%	0.10	1		09/02/20 17:48		
Total Solids 2540 G-2011	Analytical Method: SM 2540G Preparation Method: SM 2540 G Pace National - Mt. Juliet							
Total Solids	**83.0**	%		1	09/03/20 15:18	09/03/20 15:27		

REPORT OF LABORATORY ANALYSIS

This report shall not be reproduced, except in full,
without the written consent of Pace Analytical Services, LLC.

Pace Analytical Services, LLC
9800 Kincey Ave. Suite 100
Huntersville, NC 28078
(704)875-9092

ANALYTICAL RESULTS

Project: Colonial Pipeline (9/2 Soil)
Pace Project No.: 92493643

Sample: TB-1 **Lab ID: 92493643005** Collected: 08/31/20 00:00 Received: 09/02/20 15:20 Matrix: Water

Parameters	Results	Units	Report Limit	DF	Prepared	Analyzed	CAS No.	Qual
8260D MSV Low Level	Analytical Method: EPA 8260D Pace Analytical Services - Charlotte							
Acetone	ND	ug/L	25.0	1		09/03/20 01:54	67-64-1	
Benzene	ND	ug/L	1.0	1		09/03/20 01:54	71-43-2	
Bromobenzene	ND	ug/L	1.0	1		09/03/20 01:54	108-86-1	
Bromochloromethane	ND	ug/L	1.0	1		09/03/20 01:54	74-97-5	
Bromodichloromethane	ND	ug/L	1.0	1		09/03/20 01:54	75-27-4	
Bromoform	ND	ug/L	1.0	1		09/03/20 01:54	75-25-2	
Bromomethane	ND	ug/L	2.0	1		09/03/20 01:54	74-83-9	L1,v1
2-Butanone (MEK)	ND	ug/L	5.0	1		09/03/20 01:54	78-93-3	
Carbon tetrachloride	ND	ug/L	1.0	1		09/03/20 01:54	56-23-5	
Chlorobenzene	ND	ug/L	1.0	1		09/03/20 01:54	108-90-7	
Chloroethane	ND	ug/L	1.0	1		09/03/20 01:54	75-00-3	
Chloroform	ND	ug/L	5.0	1		09/03/20 01:54	67-66-3	
Chloromethane	ND	ug/L	1.0	1		09/03/20 01:54	74-87-3	
2-Chlorotoluene	ND	ug/L	1.0	1		09/03/20 01:54	95-49-8	
4-Chlorotoluene	ND	ug/L	1.0	1		09/03/20 01:54	106-43-4	
1,2-Dibromo-3-chloropropane	ND	ug/L	5.0	1		09/03/20 01:54	96-12-8	
Dibromochloromethane	ND	ug/L	1.0	1		09/03/20 01:54	124-48-1	
1,2-Dibromoethane (EDB)	ND	ug/L	1.0	1		09/03/20 01:54	106-93-4	
Dibromomethane	ND	ug/L	1.0	1		09/03/20 01:54	74-95-3	
1,2-Dichlorobenzene	ND	ug/L	1.0	1		09/03/20 01:54	95-50-1	
1,3-Dichlorobenzene	ND	ug/L	1.0	1		09/03/20 01:54	541-73-1	
1,4-Dichlorobenzene	ND	ug/L	1.0	1		09/03/20 01:54	106-46-7	
Dichlorodifluoromethane	ND	ug/L	1.0	1		09/03/20 01:54	75-71-8	
1,1-Dichloroethane	ND	ug/L	1.0	1		09/03/20 01:54	75-34-3	
1,2-Dichloroethane	ND	ug/L	1.0	1		09/03/20 01:54	107-06-2	
1,1-Dichloroethene	ND	ug/L	1.0	1		09/03/20 01:54	75-35-4	
cis-1,2-Dichloroethene	ND	ug/L	1.0	1		09/03/20 01:54	156-59-2	
trans-1,2-Dichloroethene	ND	ug/L	1.0	1		09/03/20 01:54	156-60-5	
1,2-Dichloropropane	ND	ug/L	1.0	1		09/03/20 01:54	78-87-5	
1,3-Dichloropropane	ND	ug/L	1.0	1		09/03/20 01:54	142-28-9	
2,2-Dichloropropane	ND	ug/L	1.0	1		09/03/20 01:54	594-20-7	
1,1-Dichloropropene	ND	ug/L	1.0	1		09/03/20 01:54	563-58-6	
cis-1,3-Dichloropropene	ND	ug/L	1.0	1		09/03/20 01:54	10061-01-5	
trans-1,3-Dichloropropene	ND	ug/L	1.0	1		09/03/20 01:54	10061-02-6	
Diisopropyl ether	ND	ug/L	1.0	1		09/03/20 01:54	108-20-3	
Ethylbenzene	ND	ug/L	1.0	1		09/03/20 01:54	100-41-4	
Hexachloro-1,3-butadiene	ND	ug/L	1.0	1		09/03/20 01:54	87-68-3	
2-Hexanone	ND	ug/L	5.0	1		09/03/20 01:54	591-78-6	
p-Isopropyltoluene	ND	ug/L	1.0	1		09/03/20 01:54	99-87-6	
Methylene Chloride	ND	ug/L	5.0	1		09/03/20 01:54	75-09-2	
4-Methyl-2-pentanone (MIBK)	ND	ug/L	5.0	1		09/03/20 01:54	108-10-1	
Methyl-tert-butyl ether	ND	ug/L	1.0	1		09/03/20 01:54	1634-04-4	
Naphthalene	ND	ug/L	1.0	1		09/03/20 01:54	91-20-3	
Styrene	ND	ug/L	1.0	1		09/03/20 01:54	100-42-5	
1,1,1,2-Tetrachloroethane	ND	ug/L	1.0	1		09/03/20 01:54	630-20-6	
1,1,2,2-Tetrachloroethane	ND	ug/L	1.0	1		09/03/20 01:54	79-34-5	

REPORT OF LABORATORY ANALYSIS

This report shall not be reproduced, except in full,
without the written consent of Pace Analytical Services, LLC.

Pace Analytical Services, LLC
9800 Kincey Ave. Suite 100
Huntersville, NC 28078
(704)875-9092

ANALYTICAL RESULTS

Project: Colonial Pipeline (9/2 Soil)
Pace Project No.: 92493643

Sample: TB-1 **Lab ID: 92493643005** Collected: 08/31/20 00:00 Received: 09/02/20 15:20 Matrix: Water

Parameters	Results	Units	Report Limit	DF	Prepared	Analyzed	CAS No.	Qual
8260D MSV Low Level	Analytical Method: EPA 8260D Pace Analytical Services - Charlotte							
Tetrachloroethene	ND	ug/L	1.0	1		09/03/20 01:54	127-18-4	
Toluene	ND	ug/L	1.0	1		09/03/20 01:54	108-88-3	
1,2,3-Trichlorobenzene	ND	ug/L	1.0	1		09/03/20 01:54	87-61-6	
1,2,4-Trichlorobenzene	ND	ug/L	1.0	1		09/03/20 01:54	120-82-1	
1,1,1-Trichloroethane	ND	ug/L	1.0	1		09/03/20 01:54	71-55-6	
1,1,2-Trichloroethane	ND	ug/L	1.0	1		09/03/20 01:54	79-00-5	
Trichloroethene	ND	ug/L	1.0	1		09/03/20 01:54	79-01-6	
Trichlorofluoromethane	ND	ug/L	1.0	1		09/03/20 01:54	75-69-4	
1,2,3-Trichloropropane	ND	ug/L	1.0	1		09/03/20 01:54	96-18-4	
Vinyl acetate	ND	ug/L	2.0	1		09/03/20 01:54	108-05-4	
Vinyl chloride	ND	ug/L	1.0	1		09/03/20 01:54	75-01-4	
Xylene (Total)	ND	ug/L	1.0	1		09/03/20 01:54	1330-20-7	
m&p-Xylene	ND	ug/L	2.0	1		09/03/20 01:54	179601-23-1	
o-Xylene	ND	ug/L	1.0	1		09/03/20 01:54	95-47-6	
Surrogates								
4-Bromofluorobenzene (S)	103	%	70-130	1		09/03/20 01:54	460-00-4	
1,2-Dichloroethane-d4 (S)	94	%	70-130	1		09/03/20 01:54	17060-07-0	
Toluene-d8 (S)	107	%	70-130	1		09/03/20 01:54	2037-26-5	

REPORT OF LABORATORY ANALYSIS

This report shall not be reproduced, except in full,
without the written consent of Pace Analytical Services, LLC.

Pace Analytical Services, LLC
9800 Kincey Ave. Suite 100
Huntersville, NC 28078
(704)875-9092

QUALITY CONTROL DATA

Project: Colonial Pipeline (9/2 Soil)
Pace Project No.: 92493643

QC Batch: 1537606
QC Batch Method: MADEPV
Analysis Method: MADEP VPH
Analysis Description: MADEPV
Laboratory: Pace National - Mt. Juliet
Associated Lab Samples: 92493643001, 92493643002, 92493643003, 92493643004

METHOD BLANK: R3567186-3 Matrix: Solid
Associated Lab Samples: 92493643001, 92493643002, 92493643003, 92493643004

Parameter	Units	Blank Result	Reporting Limit	Analyzed	Qualifiers
Aliphatic (C05-C08)	mg/kg	ND	5.00	09/03/20 14:42	
Aliphatic (C09-C12)	mg/kg	ND	5.00	09/03/20 14:42	
Aromatic (C09-C10),Unadjusted	mg/kg	ND	5.00	09/03/20 14:42	
Total VPH	mg/kg	ND	5.00	09/03/20 14:42	
2,5-Dibromotoluene (FID)	%	89	70.0-130	09/03/20 14:42	
2,5-Dibromotoluene (PID)	%	80.8	70.0-130	09/03/20 14:42	

LABORATORY CONTROL SAMPLE & LCSD: R3567186-1 R3567186-2

Parameter	Units	Spike Conc.	LCS Result	LCSD Result	LCS % Rec	LCSD % Rec	% Rec Limits	RPD	Max RPD	Qualifiers
Aliphatic (C05-C08)	mg/kg	60.0	45.6	45.5	76.0	75.8	70.0-130	0.220	25	
Aliphatic (C09-C12)	mg/kg	70.0	62.1	61.8	88.7	88.3	70.0-130	0.484	25	
Aromatic (C09-C10),Unadjusted	mg/kg	10.0	8.50	8.42	85.0	84.2	70.0-130	0.946	25	
Total VPH	mg/kg	140	116	116	82.9	82.9	70.0-130	0.00	25	
2,5-Dibromotoluene (FID)	%				95.7	95.9	70.0-130			
2,5-Dibromotoluene (PID)	%				88.1	89.2	70.0-130			

Results presented on this page are in the units indicated by the "Units" column except where an alternate unit is presented to the right of the result.

REPORT OF LABORATORY ANALYSIS

This report shall not be reproduced, except in full,
without the written consent of Pace Analytical Services, LLC.

Pace Analytical Services, LLC
9800 Kincey Ave. Suite 100
Huntersville, NC 28078
(704)875-9092

QUALITY CONTROL DATA

Project: Colonial Pipeline (9/2 Soil)
Pace Project No.: 92493643

QC Batch: 564247
QC Batch Method: EPA 5035A/5030B
Analysis Method: EPA 8260D
Analysis Description: 8260D 5035A 5030B
Laboratory: Pace Analytical Services - Charlotte
Associated Lab Samples: 92493643001, 92493643002, 92493643003, 92493643004

METHOD BLANK: 2990917 Matrix: Solid
Associated Lab Samples: 92493643001, 92493643002, 92493643003, 92493643004

Parameter	Units	Blank Result	Reporting Limit	Analyzed	Qualifiers
1,1,1,2-Tetrachloroethane	ug/kg	ND	5.0	09/03/20 10:56	
1,1,1-Trichloroethane	ug/kg	ND	5.0	09/03/20 10:56	
1,1,2,2-Tetrachloroethane	ug/kg	ND	5.0	09/03/20 10:56	
1,1,2-Trichloroethane	ug/kg	ND	5.0	09/03/20 10:56	
1,1-Dichloroethane	ug/kg	ND	5.0	09/03/20 10:56	
1,1-Dichloroethene	ug/kg	ND	5.0	09/03/20 10:56	
1,1-Dichloropropene	ug/kg	ND	5.0	09/03/20 10:56	
1,2,3-Trichlorobenzene	ug/kg	ND	5.0	09/03/20 10:56	
1,2,3-Trichloropropane	ug/kg	ND	5.0	09/03/20 10:56	
1,2,4-Trichlorobenzene	ug/kg	ND	5.0	09/03/20 10:56	
1,2,4-Trimethylbenzene	ug/kg	ND	5.0	09/03/20 10:56	
1,2-Dibromo-3-chloropropane	ug/kg	ND	5.0	09/03/20 10:56	
1,2-Dibromoethane (EDB)	ug/kg	ND	5.0	09/03/20 10:56	
1,2-Dichlorobenzene	ug/kg	ND	5.0	09/03/20 10:56	
1,2-Dichloroethane	ug/kg	ND	5.0	09/03/20 10:56	
1,2-Dichloropropane	ug/kg	ND	5.0	09/03/20 10:56	
1,3,5-Trimethylbenzene	ug/kg	ND	5.0	09/03/20 10:56	
1,3-Dichlorobenzene	ug/kg	ND	5.0	09/03/20 10:56	
1,3-Dichloropropane	ug/kg	ND	5.0	09/03/20 10:56	
1,4-Dichlorobenzene	ug/kg	ND	5.0	09/03/20 10:56	
2,2-Dichloropropane	ug/kg	ND	5.0	09/03/20 10:56	
2-Butanone (MEK)	ug/kg	ND	100	09/03/20 10:56	
2-Chlorotoluene	ug/kg	ND	5.0	09/03/20 10:56	
2-Hexanone	ug/kg	ND	50.0	09/03/20 10:56	
4-Chlorotoluene	ug/kg	ND	5.0	09/03/20 10:56	
4-Methyl-2-pentanone (MIBK)	ug/kg	ND	50.0	09/03/20 10:56	
Acetone	ug/kg	ND	100	09/03/20 10:56	
Benzene	ug/kg	ND	5.0	09/03/20 10:56	
Bromobenzene	ug/kg	ND	5.0	09/03/20 10:56	
Bromochloromethane	ug/kg	ND	5.0	09/03/20 10:56	
Bromodichloromethane	ug/kg	ND	5.0	09/03/20 10:56	
Bromoform	ug/kg	ND	5.0	09/03/20 10:56	
Bromomethane	ug/kg	ND	10.0	09/03/20 10:56	
Carbon tetrachloride	ug/kg	ND	5.0	09/03/20 10:56	
Chlorobenzene	ug/kg	ND	5.0	09/03/20 10:56	
Chloroethane	ug/kg	ND	10.0	09/03/20 10:56	
Chloroform	ug/kg	ND	5.0	09/03/20 10:56	
Chloromethane	ug/kg	ND	10.0	09/03/20 10:56	
cis-1,2-Dichloroethene	ug/kg	ND	5.0	09/03/20 10:56	
cis-1,3-Dichloropropene	ug/kg	ND	5.0	09/03/20 10:56	

Results presented on this page are in the units indicated by the "Units" column except where an alternate unit is presented to the right of the result.

REPORT OF LABORATORY ANALYSIS

This report shall not be reproduced, except in full,
without the written consent of Pace Analytical Services, LLC.

Pace Analytical Services, LLC
9800 Kincey Ave. Suite 100
Huntersville, NC 28078
(704)875-9092

QUALITY CONTROL DATA

Project: Colonial Pipeline (9/2 Soil)
Pace Project No.: 92493643

METHOD BLANK: 2990917 Matrix: Solid
Associated Lab Samples: 92493643001, 92493643002, 92493643003, 92493643004

Parameter	Units	Blank Result	Reporting Limit	Analyzed	Qualifiers
Dibromochloromethane	ug/kg	ND	5.0	09/03/20 10:56	
Dibromomethane	ug/kg	ND	5.0	09/03/20 10:56	
Dichlorodifluoromethane	ug/kg	ND	10.0	09/03/20 10:56	
Diisopropyl ether	ug/kg	ND	5.0	09/03/20 10:56	
Ethylbenzene	ug/kg	ND	5.0	09/03/20 10:56	
Hexachloro-1,3-butadiene	ug/kg	ND	5.0	09/03/20 10:56	
Isopropylbenzene (Cumene)	ug/kg	ND	5.0	09/03/20 10:56	
m&p-Xylene	ug/kg	ND	10.0	09/03/20 10:56	
Methyl-tert-butyl ether	ug/kg	ND	5.0	09/03/20 10:56	
Methylene Chloride	ug/kg	ND	20.0	09/03/20 10:56	
n-Butylbenzene	ug/kg	ND	5.0	09/03/20 10:56	
n-Propylbenzene	ug/kg	ND	5.0	09/03/20 10:56	
Naphthalene	ug/kg	ND	5.0	09/03/20 10:56	
o-Xylene	ug/kg	ND	5.0	09/03/20 10:56	
p-Isopropyltoluene	ug/kg	ND	5.0	09/03/20 10:56	
sec-Butylbenzene	ug/kg	ND	5.0	09/03/20 10:56	
Styrene	ug/kg	ND	5.0	09/03/20 10:56	
tert-Butylbenzene	ug/kg	ND	5.0	09/03/20 10:56	
Tetrachloroethene	ug/kg	ND	5.0	09/03/20 10:56	
Toluene	ug/kg	ND	5.0	09/03/20 10:56	IK
trans-1,2-Dichloroethene	ug/kg	ND	5.0	09/03/20 10:56	
trans-1,3-Dichloropropene	ug/kg	ND	5.0	09/03/20 10:56	
Trichloroethene	ug/kg	ND	5.0	09/03/20 10:56	
Trichlorofluoromethane	ug/kg	ND	5.0	09/03/20 10:56	
Vinyl acetate	ug/kg	ND	50.0	09/03/20 10:56	
Vinyl chloride	ug/kg	ND	10.0	09/03/20 10:56	
Xylene (Total)	ug/kg	ND	10.0	09/03/20 10:56	
1,2-Dichloroethane-d4 (S)	%	99	70-132	09/03/20 10:56	
4-Bromofluorobenzene (S)	%	103	70-130	09/03/20 10:56	
Toluene-d8 (S)	%	99	70-130	09/03/20 10:56	

LABORATORY CONTROL SAMPLE: 2990918

Parameter	Units	Spike Conc.	LCS Result	LCS % Rec	% Rec Limits	Qualifiers
1,1,1,2-Tetrachloroethane	ug/kg	1250	1150	92	70-130	
1,1,1-Trichloroethane	ug/kg	1250	1080	86	70-130	
1,1,2,2-Tetrachloroethane	ug/kg	1250	1110	89	55-130	
1,1,2-Trichloroethane	ug/kg	1250	1130	90	70-130	
1,1-Dichloroethane	ug/kg	1250	1050	84	68-130	
1,1-Dichloroethene	ug/kg	1250	1070	86	70-130	
1,1-Dichloropropene	ug/kg	1250	1060	85	70-130	
1,2,3-Trichlorobenzene	ug/kg	1250	1070	86	70-130	
1,2,3-Trichloropropane	ug/kg	1250	1040	84	70-130	
1,2,4-Trichlorobenzene	ug/kg	1250	1100	88	70-130	

Results presented on this page are in the units indicated by the "Units" column except where an alternate unit is presented to the right of the result.

REPORT OF LABORATORY ANALYSIS

This report shall not be reproduced, except in full,
without the written consent of Pace Analytical Services, LLC.

Pace Analytical Services, LLC
9800 Kincey Ave. Suite 100
Huntersville, NC 28078
(704)875-9092

QUALITY CONTROL DATA

Project: Colonial Pipeline (9/2 Soil)
Pace Project No.: 92493643

LABORATORY CONTROL SAMPLE: 2990918

Parameter	Units	Spike Conc.	LCS Result	LCS % Rec	% Rec Limits	Qualifiers
1,2,4-Trimethylbenzene	ug/kg	1250	1080	86	69-130	
1,2-Dibromo-3-chloropropane	ug/kg	1250	1040	83	57-141	
1,2-Dibromoethane (EDB)	ug/kg	1250	1150	92	70-130	
1,2-Dichlorobenzene	ug/kg	1250	1110	89	70-130	
1,2-Dichloroethane	ug/kg	1250	915	73	70-130	
1,2-Dichloropropane	ug/kg	1250	1110	89	70-130	
1,3,5-Trimethylbenzene	ug/kg	1250	1070	86	70-130	
1,3-Dichlorobenzene	ug/kg	1250	1090	87	70-130	
1,3-Dichloropropane	ug/kg	1250	1110	89	70-130	
1,4-Dichlorobenzene	ug/kg	1250	1050	84	70-130	
2,2-Dichloropropane	ug/kg	1250	1050	84	70-130	
2-Butanone (MEK)	ug/kg	2500	1960	79	60-130	
2-Chlorotoluene	ug/kg	1250	1100	88	70-130	
2-Hexanone	ug/kg	2500	2150	86	70-132	
4-Chlorotoluene	ug/kg	1250	1090	87	70-130	
4-Methyl-2-pentanone (MIBK)	ug/kg	2500	2090	83	69-130	
Acetone	ug/kg	2500	1910	76	49-148	
Benzene	ug/kg	1250	1070	86	70-130	
Bromobenzene	ug/kg	1250	1100	88	70-130	
Bromochloromethane	ug/kg	1250	1090	88	70-130	
Bromodichloromethane	ug/kg	1250	1100	88	70-130	
Bromoform	ug/kg	1250	1030	82	68-136	
Bromomethane	ug/kg	1250	947	76	60-140	
Carbon tetrachloride	ug/kg	1250	1160	93	70-130	
Chlorobenzene	ug/kg	1250	1110	89	70-130	
Chloroethane	ug/kg	1250	988	79	51-147	
Chloroform	ug/kg	1250	1040	84	70-130	
Chloromethane	ug/kg	1250	806	64	48-130	
cis-1,2-Dichloroethene	ug/kg	1250	1050	84	70-130	
cis-1,3-Dichloropropene	ug/kg	1250	1150	92	70-130	
Dibromochloromethane	ug/kg	1250	1160	93	70-130	
Dibromomethane	ug/kg	1250	1050	84	70-130	
Dichlorodifluoromethane	ug/kg	1250	998	80	49-130	
Diisopropyl ether	ug/kg	1250	989	79	66-130	
Ethylbenzene	ug/kg	1250	1020	82	70-130	
Hexachloro-1,3-butadiene	ug/kg	1250	1040	84	70-130	
Isopropylbenzene (Cumene)	ug/kg	1250	1110	89	70-130	
m&p-Xylene	ug/kg	2500	2130	85	70-130	
Methyl-tert-butyl ether	ug/kg	1250	1050	84	70-130	
Methylene Chloride	ug/kg	1250	905	72	50-137	
n-Butylbenzene	ug/kg	1250	1090	87	70-130	
n-Propylbenzene	ug/kg	1250	1080	86	70-130	
Naphthalene	ug/kg	1250	1080	87	70-131	
o-Xylene	ug/kg	1250	1110	88	70-130	
p-Isopropyltoluene	ug/kg	1250	1050	84	70-130	
sec-Butylbenzene	ug/kg	1250	1070	86	70-130	
Styrene	ug/kg	1250	1180	95	70-130	

Results presented on this page are in the units indicated by the "Units" column except where an alternate unit is presented to the right of the result.

REPORT OF LABORATORY ANALYSIS

This report shall not be reproduced, except in full,
without the written consent of Pace Analytical Services, LLC.

Pace Analytical Services, LLC
9800 Kincey Ave. Suite 100
Huntersville, NC 28078
(704)875-9092

QUALITY CONTROL DATA

Project: Colonial Pipeline (9/2 Soil)
Pace Project No.: 92493643

LABORATORY CONTROL SAMPLE: 2990918

Parameter	Units	Spike Conc.	LCS Result	LCS % Rec	% Rec Limits	Qualifiers
tert-Butylbenzene	ug/kg	1250	1010	81	69-130	
Tetrachloroethene	ug/kg	1250	1150	92	56-130	
Toluene	ug/kg	1250	1020	82	70-130	IK
trans-1,2-Dichloroethene	ug/kg	1250	1070	86	70-130	
trans-1,3-Dichloropropene	ug/kg	1250	1140	91	70-130	
Trichloroethene	ug/kg	1250	1130	90	70-141	
Trichlorofluoromethane	ug/kg	1250	1040	83	67-130	
Vinyl acetate	ug/kg	2500	2060	82	10-136	
Vinyl chloride	ug/kg	1250	869	69	67-130	
Xylene (Total)	ug/kg	3750	3240	86	70-130	
1,2-Dichloroethane-d4 (S)	%			96	70-132	
4-Bromofluorobenzene (S)	%			103	70-130	
Toluene-d8 (S)	%			100	70-130	

MATRIX SPIKE SAMPLE: 2990920

Parameter	Units	92493643002 Result	Spike Conc.	MS Result	MS % Rec	% Rec Limits	Qualifiers
1,1,1,2-Tetrachloroethane	ug/kg	ND	486	498	102	52-133	
1,1,1-Trichloroethane	ug/kg	ND	486	513	105	49-137	
1,1,2,2-Tetrachloroethane	ug/kg	ND	486	453	93	39-150	
1,1,2-Trichloroethane	ug/kg	ND	486	492	101	48-140	
1,1-Dichloroethane	ug/kg	ND	486	450	92	46-135	
1,1-Dichloroethene	ug/kg	ND	486	470	97	38-149	
1,1-Dichloropropene	ug/kg	ND	486	509	105	41-140	
1,2,3-Trichlorobenzene	ug/kg	ND	486	514	106	10-158	
1,2,3-Trichloropropane	ug/kg	ND	486	431	89	33-157	
1,2,4-Trichlorobenzene	ug/kg	ND	486	530	109	10-155	
1,2,4-Trimethylbenzene	ug/kg	ND	486	521	107	24-154	
1,2-Dibromo-3-chloropropane	ug/kg	ND	486	422	87	33-158	
1,2-Dibromoethane (EDB)	ug/kg	ND	486	475	98	40-136	
1,2-Dichlorobenzene	ug/kg	ND	486	514	106	27-146	
1,2-Dichloroethane	ug/kg	ND	486	408	84	49-140	
1,2-Dichloropropane	ug/kg	ND	486	502	103	44-143	
1,3,5-Trimethylbenzene	ug/kg	ND	486	514	106	40-144	
1,3-Dichlorobenzene	ug/kg	ND	486	502	103	33-140	
1,3-Dichloropropane	ug/kg	ND	486	470	97	47-147	
1,4-Dichlorobenzene	ug/kg	ND	486	499	102	35-139	
2,2-Dichloropropane	ug/kg	ND	486	308	63	41-140	
2-Butanone (MEK)	ug/kg	ND	974	652	67	10-181	
2-Chlorotoluene	ug/kg	ND	486	520	107	38-147	
2-Hexanone	ug/kg	ND	974	572	59	18-169	
4-Chlorotoluene	ug/kg	ND	486	512	105	36-145	
4-Methyl-2-pentanone (MIBK)	ug/kg	ND	974	880	90	16-175	
Acetone	ug/kg	ND	974	549	56	10-200	
Benzene	ug/kg	ND	486	479	98	46-136	

Results presented on this page are in the units indicated by the "Units" column except where an alternate unit is presented to the right of the result.

REPORT OF LABORATORY ANALYSIS

This report shall not be reproduced, except in full,
without the written consent of Pace Analytical Services, LLC.

Pace Analytical Services, LLC
9800 Kincey Ave. Suite 100
Huntersville, NC 28078
(704)875-9092

QUALITY CONTROL DATA

Project: Colonial Pipeline (9/2 Soil)
Pace Project No.: 92493643

MATRIX SPIKE SAMPLE: 2990920

Parameter	Units	92493643002 Result	Spike Conc.	MS Result	MS % Rec	% Rec Limits	Qualifiers
Bromobenzene	ug/kg	ND	486	497	102	38-149	
Bromochloromethane	ug/kg	ND	486	475	98	44-142	
Bromodichloromethane	ug/kg	ND	486	466	96	41-140	
Bromoform	ug/kg	ND	486	424	87	34-145	
Bromomethane	ug/kg	ND	486	619	127	14-162	
Carbon tetrachloride	ug/kg	ND	486	543	112	44-141	
Chlorobenzene	ug/kg	ND	486	497	102	39-141	
Chloroethane	ug/kg	ND	486	234	48	10-182	
Chloroform	ug/kg	ND	486	442	91	45-140	
Chloromethane	ug/kg	ND	486	476	98	19-149	
cis-1,2-Dichloroethene	ug/kg	ND	486	462	95	38-150	
cis-1,3-Dichloropropene	ug/kg	ND	486	472	97	30-144	
Dibromochloromethane	ug/kg	ND	486	492	101	36-145	
Dibromomethane	ug/kg	ND	486	424	87	41-145	
Dichlorodifluoromethane	ug/kg	ND	486	495	102	16-146	
Diisopropyl ether	ug/kg	ND	486	430	88	41-143	
Ethylbenzene	ug/kg	ND	486	475	98	35-144	
Hexachloro-1,3-butadiene	ug/kg	ND	486	526	108	10-160	
Isopropylbenzene (Cumene)	ug/kg	ND	486	526	108	30-152	
m&p-Xylene	ug/kg	ND	974	991	102	33-145	
Methyl-tert-butyl ether	ug/kg	ND	486	464	95	49-140	
Methylene Chloride	ug/kg	ND	486	424	87	10-174	
n-Butylbenzene	ug/kg	ND	486	541	111	10-160	
n-Propylbenzene	ug/kg	ND	486	536	110	24-159	
Naphthalene	ug/kg	ND	486	478	98	10-171	
o-Xylene	ug/kg	ND	486	508	104	31-150	
p-Isopropyltoluene	ug/kg	ND	486	516	106	21-154	
sec-Butylbenzene	ug/kg	ND	486	544	112	19-159	
Styrene	ug/kg	ND	486	518	107	15-152	
tert-Butylbenzene	ug/kg	ND	486	508	104	31-141	
Tetrachloroethene	ug/kg	ND	486	548	113	19-141	
Toluene	ug/kg	ND	486	461	95	31-146	IK
trans-1,2-Dichloroethene	ug/kg	ND	486	499	103	28-157	
trans-1,3-Dichloropropene	ug/kg	ND	486	452	93	25-146	
Trichloroethene	ug/kg	ND	486	542	111	34-149	
Trichlorofluoromethane	ug/kg	ND	486	213	44	10-167	
Vinyl acetate	ug/kg	ND	974	798	82	10-200	
Vinyl chloride	ug/kg	ND	486	421	86	36-155	
Xylene (Total)	ug/kg	ND	1460	1500	103	29-148	
1,2-Dichloroethane-d4 (S)	%				101	70-132	
4-Bromofluorobenzene (S)	%				99	70-130	
Toluene-d8 (S)	%				98	70-130	

Results presented on this page are in the units indicated by the "Units" column except where an alternate unit is presented to the right of the result.

REPORT OF LABORATORY ANALYSIS

This report shall not be reproduced, except in full,
without the written consent of Pace Analytical Services, LLC.

Pace Analytical Services, LLC
9800 Kincey Ave. Suite 100
Huntersville, NC 28078
(704)875-9092

QUALITY CONTROL DATA

Project: Colonial Pipeline (9/2 Soil)
Pace Project No.: 92493643

SAMPLE DUPLICATE: 2990919

Parameter	Units	92493643001 Result	Dup Result	RPD	Qualifiers
1,1,1,2-Tetrachloroethane	ug/kg	ND	ND		
1,1,1-Trichloroethane	ug/kg	ND	ND		
1,1,2,2-Tetrachloroethane	ug/kg	ND	ND		
1,1,2-Trichloroethane	ug/kg	ND	ND		
1,1-Dichloroethane	ug/kg	ND	ND		
1,1-Dichloroethene	ug/kg	ND	ND		
1,1-Dichloropropene	ug/kg	ND	ND		
1,2,3-Trichlorobenzene	ug/kg	ND	ND		
1,2,3-Trichloropropane	ug/kg	ND	ND		
1,2,4-Trichlorobenzene	ug/kg	ND	ND		
1,2,4-Trimethylbenzene	ug/kg	ND	ND		
1,2-Dibromo-3-chloropropane	ug/kg	ND	ND		
1,2-Dibromoethane (EDB)	ug/kg	ND	ND		
1,2-Dichlorobenzene	ug/kg	ND	ND		
1,2-Dichloroethane	ug/kg	ND	ND		
1,2-Dichloropropane	ug/kg	ND	ND		
1,3,5-Trimethylbenzene	ug/kg	ND	ND		
1,3-Dichlorobenzene	ug/kg	ND	ND		
1,3-Dichloropropane	ug/kg	ND	ND		
1,4-Dichlorobenzene	ug/kg	ND	ND		
2,2-Dichloropropane	ug/kg	ND	ND		
2-Butanone (MEK)	ug/kg	ND	ND		
2-Chlorotoluene	ug/kg	ND	ND		
2-Hexanone	ug/kg	ND	ND		
4-Chlorotoluene	ug/kg	ND	ND		
4-Methyl-2-pentanone (MIBK)	ug/kg	ND	ND		
Acetone	ug/kg	ND	ND		
Benzene	ug/kg	ND	ND		
Bromobenzene	ug/kg	ND	ND		
Bromochloromethane	ug/kg	ND	ND		
Bromodichloromethane	ug/kg	ND	ND		
Bromoform	ug/kg	ND	ND		
Bromomethane	ug/kg	ND	ND		
Carbon tetrachloride	ug/kg	ND	ND		
Chlorobenzene	ug/kg	ND	ND		
Chloroethane	ug/kg	ND	ND		
Chloroform	ug/kg	ND	ND		
Chloromethane	ug/kg	ND	ND		
cis-1,2-Dichloroethene	ug/kg	ND	ND		
cis-1,3-Dichloropropene	ug/kg	ND	ND		
Dibromochloromethane	ug/kg	ND	ND		
Dibromomethane	ug/kg	ND	ND		
Dichlorodifluoromethane	ug/kg	ND	ND		
Diisopropyl ether	ug/kg	ND	ND		
Ethylbenzene	ug/kg	ND	ND		
Hexachloro-1,3-butadiene	ug/kg	ND	ND		
Isopropylbenzene (Cumene)	ug/kg	ND	ND		

Results presented on this page are in the units indicated by the "Units" column except where an alternate unit is presented to the right of the result.

REPORT OF LABORATORY ANALYSIS

This report shall not be reproduced, except in full,
without the written consent of Pace Analytical Services, LLC.

Pace Analytical Services, LLC
9800 Kincey Ave. Suite 100
Huntersville, NC 28078
(704)875-9092

QUALITY CONTROL DATA

Project: Colonial Pipeline (9/2 Soil)
Pace Project No.: 92493643

SAMPLE DUPLICATE: 2990919

Parameter	Units	92493643001 Result	Dup Result	RPD	Qualifiers
m&p-Xylene	ug/kg	ND	ND		
Methyl-tert-butyl ether	ug/kg	ND	ND		
Methylene Chloride	ug/kg	ND	ND		
n-Butylbenzene	ug/kg	ND	ND		
n-Propylbenzene	ug/kg	ND	ND		
Naphthalene	ug/kg	ND	ND		
o-Xylene	ug/kg	ND	ND		
p-Isopropyltoluene	ug/kg	ND	ND		
sec-Butylbenzene	ug/kg	ND	ND		
Styrene	ug/kg	ND	ND		
tert-Butylbenzene	ug/kg	ND	ND		
Tetrachloroethene	ug/kg	ND	ND		
Toluene	ug/kg	ND	ND		IK
trans-1,2-Dichloroethene	ug/kg	ND	ND		
trans-1,3-Dichloropropene	ug/kg	ND	ND		
Trichloroethene	ug/kg	ND	ND		
Trichlorofluoromethane	ug/kg	ND	ND		
Vinyl acetate	ug/kg	ND	ND		
Vinyl chloride	ug/kg	ND	ND		
Xylene (Total)	ug/kg	ND	ND		
1,2-Dichloroethane-d4 (S)	%	97	99		
4-Bromofluorobenzene (S)	%	103	103		
Toluene-d8 (S)	%	99	98		

Results presented on this page are in the units indicated by the "Units" column except where an alternate unit is presented to the right of the result.

REPORT OF LABORATORY ANALYSIS

This report shall not be reproduced, except in full,
without the written consent of Pace Analytical Services, LLC.

Pace Analytical Services, LLC
9800 Kincey Ave. Suite 100
Huntersville, NC 28078
(704)875-9092

QUALITY CONTROL DATA

Project: Colonial Pipeline (9/2 Soil)
Pace Project No.: 92493643

QC Batch: 564131
QC Batch Method: EPA 8260D
Analysis Method: EPA 8260D
Analysis Description: 8260D MSV Low Level
Laboratory: Pace Analytical Services - Charlotte

Associated Lab Samples: 92493643005

METHOD BLANK: 2990472 Matrix: Water
Associated Lab Samples: 92493643005

Parameter	Units	Blank Result	Reporting Limit	Analyzed	Qualifiers
1,1,1,2-Tetrachloroethane	ug/L	ND	1.0	09/03/20 01:35	
1,1,1-Trichloroethane	ug/L	ND	1.0	09/03/20 01:35	
1,1,2,2-Tetrachloroethane	ug/L	ND	1.0	09/03/20 01:35	
1,1,2-Trichloroethane	ug/L	ND	1.0	09/03/20 01:35	
1,1-Dichloroethane	ug/L	ND	1.0	09/03/20 01:35	
1,1-Dichloroethene	ug/L	ND	1.0	09/03/20 01:35	
1,1-Dichloropropene	ug/L	ND	1.0	09/03/20 01:35	
1,2,3-Trichlorobenzene	ug/L	ND	1.0	09/03/20 01:35	
1,2,3-Trichloropropane	ug/L	ND	1.0	09/03/20 01:35	
1,2,4-Trichlorobenzene	ug/L	ND	1.0	09/03/20 01:35	
1,2-Dibromo-3-chloropropane	ug/L	ND	5.0	09/03/20 01:35	
1,2-Dibromoethane (EDB)	ug/L	ND	1.0	09/03/20 01:35	
1,2-Dichlorobenzene	ug/L	ND	1.0	09/03/20 01:35	
1,2-Dichloroethane	ug/L	ND	1.0	09/03/20 01:35	
1,2-Dichloropropane	ug/L	ND	1.0	09/03/20 01:35	
1,3-Dichlorobenzene	ug/L	ND	1.0	09/03/20 01:35	
1,3-Dichloropropane	ug/L	ND	1.0	09/03/20 01:35	
1,4-Dichlorobenzene	ug/L	ND	1.0	09/03/20 01:35	
2,2-Dichloropropane	ug/L	ND	1.0	09/03/20 01:35	
2-Butanone (MEK)	ug/L	ND	5.0	09/03/20 01:35	
2-Chlorotoluene	ug/L	ND	1.0	09/03/20 01:35	
2-Hexanone	ug/L	ND	5.0	09/03/20 01:35	
4-Chlorotoluene	ug/L	ND	1.0	09/03/20 01:35	
4-Methyl-2-pentanone (MIBK)	ug/L	ND	5.0	09/03/20 01:35	
Acetone	ug/L	ND	25.0	09/03/20 01:35	
Benzene	ug/L	ND	1.0	09/03/20 01:35	
Bromobenzene	ug/L	ND	1.0	09/03/20 01:35	
Bromochloromethane	ug/L	ND	1.0	09/03/20 01:35	
Bromodichloromethane	ug/L	ND	1.0	09/03/20 01:35	
Bromoform	ug/L	ND	1.0	09/03/20 01:35	
Bromomethane	ug/L	ND	2.0	09/03/20 01:35	v1
Carbon tetrachloride	ug/L	ND	1.0	09/03/20 01:35	
Chlorobenzene	ug/L	ND	1.0	09/03/20 01:35	
Chloroethane	ug/L	ND	1.0	09/03/20 01:35	
Chloroform	ug/L	ND	5.0	09/03/20 01:35	
Chloromethane	ug/L	ND	1.0	09/03/20 01:35	
cis-1,2-Dichloroethene	ug/L	ND	1.0	09/03/20 01:35	
cis-1,3-Dichloropropene	ug/L	ND	1.0	09/03/20 01:35	
Dibromochloromethane	ug/L	ND	1.0	09/03/20 01:35	
Dibromomethane	ug/L	ND	1.0	09/03/20 01:35	

Results presented on this page are in the units indicated by the "Units" column except where an alternate unit is presented to the right of the result.

REPORT OF LABORATORY ANALYSIS

This report shall not be reproduced, except in full,
without the written consent of Pace Analytical Services, LLC.

Pace Analytical Services, LLC
9800 Kincey Ave. Suite 100
Huntersville, NC 28078
(704)875-9092

QUALITY CONTROL DATA

Project: Colonial Pipeline (9/2 Soil)
Pace Project No.: 92493643

METHOD BLANK: 2990472 Matrix: Water
Associated Lab Samples: 92493643005

Parameter	Units	Blank Result	Reporting Limit	Analyzed	Qualifiers
Dichlorodifluoromethane	ug/L	ND	1.0	09/03/20 01:35	
Diisopropyl ether	ug/L	ND	1.0	09/03/20 01:35	
Ethylbenzene	ug/L	ND	1.0	09/03/20 01:35	
Hexachloro-1,3-butadiene	ug/L	ND	1.0	09/03/20 01:35	
m&p-Xylene	ug/L	ND	2.0	09/03/20 01:35	
Methyl-tert-butyl ether	ug/L	ND	1.0	09/03/20 01:35	
Methylene Chloride	ug/L	ND	5.0	09/03/20 01:35	
Naphthalene	ug/L	ND	1.0	09/03/20 01:35	
o-Xylene	ug/L	ND	1.0	09/03/20 01:35	
p-Isopropyltoluene	ug/L	ND	1.0	09/03/20 01:35	
Styrene	ug/L	ND	1.0	09/03/20 01:35	
Tetrachloroethene	ug/L	ND	1.0	09/03/20 01:35	
Toluene	ug/L	ND	1.0	09/03/20 01:35	
trans-1,2-Dichloroethene	ug/L	ND	1.0	09/03/20 01:35	
trans-1,3-Dichloropropene	ug/L	ND	1.0	09/03/20 01:35	
Trichloroethene	ug/L	ND	1.0	09/03/20 01:35	
Trichlorofluoromethane	ug/L	ND	1.0	09/03/20 01:35	
Vinyl acetate	ug/L	ND	2.0	09/03/20 01:35	
Vinyl chloride	ug/L	ND	1.0	09/03/20 01:35	
Xylene (Total)	ug/L	ND	1.0	09/03/20 01:35	
1,2-Dichloroethane-d4 (S)	%	95	70-130	09/03/20 01:35	
4-Bromofluorobenzene (S)	%	102	70-130	09/03/20 01:35	
Toluene-d8 (S)	%	106	70-130	09/03/20 01:35	

LABORATORY CONTROL SAMPLE & LCSD: 2990473 2990474

Parameter	Units	Spike Conc.	LCS Result	LCSD Result	LCS % Rec	LCSD % Rec	% Rec Limits	RPD	Max RPD	Qualifiers
1,1,1,2-Tetrachloroethane	ug/L	50	56.7	57.8	113	116	70-130	2	30	
1,1,1-Trichloroethane	ug/L	50	59.3	56.7	119	113	70-130	4	30	
1,1,2,2-Tetrachloroethane	ug/L	50	49.5	51.2	99	102	70-130	3	30	
1,1,2-Trichloroethane	ug/L	50	52.5	52.8	105	106	70-130	0	30	
1,1-Dichloroethane	ug/L	50	52.7	50.9	105	102	70-130	3	30	
1,1-Dichloroethene	ug/L	50	51.2	48.6	102	97	70-130	5	30	
1,1-Dichloropropene	ug/L	50	57.5	56.2	115	112	70-130	2	30	
1,2,3-Trichlorobenzene	ug/L	50	50.4	50.7	101	101	70-130	1	30	
1,2,3-Trichloropropane	ug/L	50	50.1	50.3	100	101	70-130	0	30	
1,2,4-Trichlorobenzene	ug/L	50	53.6	52.1	107	104	70-130	3	30	
1,2-Dibromo-3-chloropropane	ug/L	50	54.4	54.9	109	110	70-130	1	30	
1,2-Dibromoethane (EDB)	ug/L	50	55.4	56.2	111	112	70-130	2	30	
1,2-Dichlorobenzene	ug/L	50	50.7	50.2	101	100	70-130	1	30	
1,2-Dichloroethane	ug/L	50	53.4	50.9	107	102	70-130	5	30	
1,2-Dichloropropane	ug/L	50	54.5	51.9	109	104	70-130	5	30	
1,3-Dichlorobenzene	ug/L	50	52.2	51.2	104	102	70-130	2	30	
1,3-Dichloropropane	ug/L	50	54.6	54.6	109	109	70-131	0	30	

Results presented on this page are in the units indicated by the "Units" column except where an alternate unit is presented to the right of the result.

REPORT OF LABORATORY ANALYSIS

This report shall not be reproduced, except in full,
without the written consent of Pace Analytical Services, LLC.

Pace Analytical Services, LLC
9800 Kincey Ave. Suite 100
Huntersville, NC 28078
(704)875-9092

QUALITY CONTROL DATA

Project: Colonial Pipeline (9/2 Soil)
Pace Project No.: 92493643

LABORATORY CONTROL SAMPLE & LCSD: 2990473 2990474

Parameter	Units	Spike Conc.	LCS Result	LCSD Result	LCS % Rec	LCSD % Rec	% Rec Limits	RPD	Max RPD	Qualifiers
1,4-Dichlorobenzene	ug/L	50	52.1	51.4	104	103	70-130	1	30	
2,2-Dichloropropane	ug/L	50	59.0	56.9	118	114	69-130	4	30	
2-Butanone (MEK)	ug/L	100	90.7	92.4	91	92	64-135	2	30	
2-Chlorotoluene	ug/L	50	52.5	50.9	105	102	70-130	3	30	
2-Hexanone	ug/L	100	99.7	105	100	105	66-135	6	30	
4-Chlorotoluene	ug/L	50	50.4	50.1	101	100	70-130	1	30	
4-Methyl-2-pentanone (MIBK)	ug/L	100	96.6	101	97	101	70-130	4	30	
Acetone	ug/L	100	98.4	99.1	98	99	61-157	1	30	
Benzene	ug/L	50	52.3	51.2	105	102	70-130	2	30	
Bromobenzene	ug/L	50	49.2	49.0	98	98	70-130	1	30	
Bromochloromethane	ug/L	50	55.6	52.6	111	105	70-130	6	30	
Bromodichloromethane	ug/L	50	52.1	50.0	104	100	70-130	4	30	
Bromoform	ug/L	50	56.9	57.7	114	115	70-130	1	30	
Bromomethane	ug/L	50	66.3	63.8	133	128	38-130	4	30	L1,v1
Carbon tetrachloride	ug/L	50	58.5	57.0	117	114	70-130	3	30	
Chlorobenzene	ug/L	50	51.4	50.3	103	101	70-130	2	30	
Chloroethane	ug/L	50	42.4	38.8	85	78	37-142	9	30	
Chloroform	ug/L	50	54.3	51.4	109	103	70-130	6	30	
Chloromethane	ug/L	50	40.1	37.6	80	75	48-130	6	30	
cis-1,2-Dichloroethene	ug/L	50	52.7	49.7	105	99	70-130	6	30	
cis-1,3-Dichloropropene	ug/L	50	58.6	58.2	117	116	70-130	1	30	
Dibromochloromethane	ug/L	50	58.8	57.8	118	116	70-130	2	30	
Dibromomethane	ug/L	50	54.0	53.7	108	107	70-130	0	30	
Dichlorodifluoromethane	ug/L	50	37.8	35.5	76	71	53-134	6	30	
Diisopropyl ether	ug/L	50	51.3	49.7	103	99	70-135	3	30	
Ethylbenzene	ug/L	50	52.0	50.6	104	101	70-130	3	30	
Hexachloro-1,3-butadiene	ug/L	50	53.5	54.3	107	109	68-132	2	30	
m&p-Xylene	ug/L	100	106	101	106	101	70-130	5	30	
Methyl-tert-butyl ether	ug/L	50	56.9	56.7	114	113	70-130	0	30	
Methylene Chloride	ug/L	50	49.8	47.3	100	95	67-132	5	30	
Naphthalene	ug/L	50	49.6	50.9	99	102	70-130	2	30	
o-Xylene	ug/L	50	50.9	49.3	102	99	70-131	3	30	
p-Isopropyltoluene	ug/L	50	52.4	51.3	105	103	70-130	2	30	
Styrene	ug/L	50	54.3	51.7	109	103	70-130	5	30	
Tetrachloroethene	ug/L	50	53.8	52.4	108	105	69-130	3	30	
Toluene	ug/L	50	48.8	47.8	98	96	70-130	2	30	
trans-1,2-Dichloroethene	ug/L	50	56.2	53.5	112	107	70-130	5	30	
trans-1,3-Dichloropropene	ug/L	50	57.3	57.3	115	115	70-130	0	30	
Trichloroethene	ug/L	50	57.1	55.7	114	111	70-130	2	30	
Trichlorofluoromethane	ug/L	50	44.9	46.0	90	92	63-130	2	30	
Vinyl acetate	ug/L	100	98.4	99.0	98	99	55-143	1	30	
Vinyl chloride	ug/L	50	40.6	37.8	81	76	70-131	7	30	
Xylene (Total)	ug/L	150	156	150	104	100	70-130	4	30	
1,2-Dichloroethane-d4 (S)	%				106	102	70-130			
4-Bromofluorobenzene (S)	%				101	99	70-130			
Toluene-d8 (S)	%				97	97	70-130			

Results presented on this page are in the units indicated by the "Units" column except where an alternate unit is presented to the right of the result.

REPORT OF LABORATORY ANALYSIS

This report shall not be reproduced, except in full,
without the written consent of Pace Analytical Services, LLC.

Pace Analytical Services, LLC
9800 Kincey Ave. Suite 100
Huntersville, NC 28078
(704)875-9092

QUALITY CONTROL DATA

Project: Colonial Pipeline (9/2 Soil)
Pace Project No.: 92493643

QC Batch: 564133
QC Batch Method: ASTM D2974-87
Analysis Method: ASTM D2974-87
Analysis Description: Dry Weight/Percent Moisture
Laboratory: Pace Analytical Services - Charlotte
Associated Lab Samples: 92493643001, 92493643002, 92493643003, 92493643004

SAMPLE DUPLICATE: 2990501

Parameter	Units	92493434011 Result	Dup Result	RPD	Qualifiers
Percent Moisture	%	15.5	15.3	2	

SAMPLE DUPLICATE: 2990502

Parameter	Units	92493557002 Result	Dup Result	RPD	Qualifiers
Percent Moisture	%	19.9	18.9	5	

Results presented on this page are in the units indicated by the "Units" column except where an alternate unit is presented to the right of the result.

REPORT OF LABORATORY ANALYSIS

This report shall not be reproduced, except in full,
without the written consent of Pace Analytical Services, LLC.

Pace Analytical Services, LLC
9800 Kincey Ave. Suite 100
Huntersville, NC 28078
(704)875-9092

QUALITY CONTROL DATA

Project: Colonial Pipeline (9/2 Soil)
Pace Project No.: 92493643

QC Batch: 1537579
QC Batch Method: SM 2540 G
Analysis Method: SM 2540G
Analysis Description: Total Solids 2540 G-2011
Laboratory: Pace National - Mt. Juliet
Associated Lab Samples: 92493643001, 92493643002, 92493643003, 92493643004

METHOD BLANK: R3567198-1 Matrix: Solid
Associated Lab Samples: 92493643001, 92493643002, 92493643003, 92493643004

Parameter	Units	Blank Result	Reporting Limit	Analyzed	Qualifiers
Total Solids	%	0.00100		09/03/20 15:27	

LABORATORY CONTROL SAMPLE: R3567198-2

Parameter	Units	Spike Conc.	LCS Result	LCS % Rec	% Rec Limits	Qualifiers
Total Solids	%	50.0	50.0	99.9	85.0-115	

SAMPLE DUPLICATE: R3567198-3

Parameter	Units	L1257618-07 Result	Dup Result	RPD	Qualifiers
Total Solids	%	87.9	88.2	0.408	

Results presented on this page are in the units indicated by the "Units" column except where an alternate unit is presented to the right of the result.

REPORT OF LABORATORY ANALYSIS

This report shall not be reproduced, except in full,
without the written consent of Pace Analytical Services, LLC.

Pace Analytical Services, LLC
9800 Kincey Ave. Suite 100
Huntersville, NC 28078
(704)875-9092

QUALIFIERS

Project: Colonial Pipeline (9/2 Soil)
Pace Project No.: 92493643

DEFINITIONS

DF - Dilution Factor, if reported, represents the factor applied to the reported data due to dilution of the sample aliquot.

ND - Not Detected at or above adjusted reporting limit.

TNTC - Too Numerous To Count

J - Estimated concentration above the adjusted method detection limit and below the adjusted reporting limit.

MDL - Adjusted Method Detection Limit.

PQL - Practical Quantitation Limit.

RL - Reporting Limit - The lowest concentration value that meets project requirements for quantitative data with known precision and bias for a specific analyte in a specific matrix.

S - Surrogate

1,2-Diphenylhydrazine decomposes to and cannot be separated from Azobenzene using Method 8270. The result for each analyte is a combined concentration.

Consistent with EPA guidelines, unrounded data are displayed and have been used to calculate % recovery and RPD values.

LCS(D) - Laboratory Control Sample (Duplicate)

MS(D) - Matrix Spike (Duplicate)

DUP - Sample Duplicate

RPD - Relative Percent Difference

NC - Not Calculable.

SG - Silica Gel - Clean-Up

U - Indicates the compound was analyzed for, but not detected.

Acid preservation may not be appropriate for 2 Chloroethylvinyl ether.

A separate vial preserved to a pH of 4-5 is recommended in SW846 Chapter 4 for the analysis of Acrolein and Acrylonitrile by EPA Method 8260.

N-Nitrosodiphenylamine decomposes and cannot be separated from Diphenylamine using Method 8270. The result reported for each analyte is a combined concentration.

Pace Analytical is TNI accredited. Contact your Pace PM for the current list of accredited analytes.

TNI - The NELAC Institute.

ANALYTE QUALIFIERS

IK	The recalculated concentration of the calibration standard(s) did not meet method acceptance criteria; this result should be considered an estimated value.
L1	Analyte recovery in the laboratory control sample (LCS) was above QC limits. Results for this analyte in associated samples may be biased high.
v1	The continuing calibration verification was above the method acceptance limit. Any detection for the analyte in the associated samples may have a high bias.

This report shall not be reproduced, except in full,
without the written consent of Pace Analytical Services, LLC.

Pace Analytical Services, LLC
9800 Kincey Ave. Suite 100
Huntersville, NC 28078
(704)875-9092

QUALITY CONTROL DATA CROSS REFERENCE TABLE

Project: Colonial Pipeline (9/2 Soil)
Pace Project No.: 92493643

Lab ID	Sample ID	QC Batch Method	QC Batch	Analytical Method	Analytical Batch
92493643001	**MW-15 (5-7.5)**	MADEPV	1537606	MADEP VPH	1537606
92493643002	**MW-15 (27.5-29)**	MADEPV	1537606	MADEP VPH	1537606
92493643003	**BH-02 (27.5-30)**	MADEPV	1537606	MADEP VPH	1537606
92493643004	**BH-02 (32.5-35)**	MADEPV	1537606	MADEP VPH	1537606
92493643001	**MW-15 (5-7.5)**	EPA 5035A/5030B	564247	EPA 8260D	564277
92493643002	**MW-15 (27.5-29)**	EPA 5035A/5030B	564247	EPA 8260D	564277
92493643003	**BH-02 (27.5-30)**	EPA 5035A/5030B	564247	EPA 8260D	564277
92493643004	**BH-02 (32.5-35)**	EPA 5035A/5030B	564247	EPA 8260D	564277
92493643005	**TB-1**	EPA 8260D	564131		
92493643001	**MW-15 (5-7.5)**	ASTM D2974-87	564133		
92493643002	**MW-15 (27.5-29)**	ASTM D2974-87	564133		
92493643003	**BH-02 (27.5-30)**	ASTM D2974-87	564133		
92493643004	**BH-02 (32.5-35)**	ASTM D2974-87	564133		
92493643001	**MW-15 (5-7.5)**	SM 2540 G	1537579	SM 2540G	1537579
92493643002	**MW-15 (27.5-29)**	SM 2540 G	1537579	SM 2540G	1537579
92493643003	**BH-02 (27.5-30)**	SM 2540 G	1537579	SM 2540G	1537579
92493643004	**BH-02 (32.5-35)**	SM 2540 G	1537579	SM 2540G	1537579

This report shall not be reproduced, except in full,
without the written consent of Pace Analytical Services, LLC.

Pace Analytical	Document Name: Sample Condition Upon Receipt(SCUR)	Document Revised: February 7, 2018 Page 1 of 2
	Document No.: F-CAR-CS-033-Rev.06	Issuing Authority: Pace Carolinas Quality Office

Laboratory receiving samples:
Asheville ☐ Eden ☐ Greenwood ☐ Huntersville ☒ Raleigh ☐ Mechanicsville ☐

Sample Condition Upon Receipt

Client Name: AECOM

Project # WO# : 92493643

92493643

Courier: ☐ Commercial ☒ Pace ☐ Fed Ex ☐ UPS ☐ USPS ☐ Other:____ ☐ Client

Custody Seal Present? ☐ Yes ☒ No **Seals Intact?** ☐ Yes ☒ No

Date/Initials Person Examining Contents: BJB 9/2/20

Packing Material: ☐ Bubble Wrap ☐ Bubble Bags ☐ None ☒ Other PACE

Biological Tissue Frozen? ☐ Yes ☐ No ☐ N/A

Thermometer: ☐ IR Gun ID: 92T061 **Type of Ice:** ☒ Wet ☐ Blue ☐ None

Cooler Temp (°C): 5.7 **Correction Factor:** Add/Subtract (°C) 0.0

Cooler Temp Corrected (°C): 5.7

Temp should be above freezing to 6°C
☐ Samples out of temp criteria. Samples on ice, cooling process has begun

USDA Regulated Soil (☐ N/A, water sample)
Did samples originate in a quarantine zone within the United States: CA, NY, or SC (check maps)? ☐ Yes ☒ No

Did samples originate from a foreign source (Internationally, including Hawaii and Puerto Rico)? ☐ Yes ☒ No

				Comments/Discrepancy:
Chain of Custody Present?	☒ Yes	☐ No	☐ N/A	1.
Samples Arrived within Hold Time?	☒ Yes	☐ No	☐ N/A	2.
Short Hold Time Analysis (<72 hr.)?	☐ Yes	☐ No	☐ N/A	3.
Rush Turn Around Time Requested?	☐ Yes	☒ No	☐ N/A	4.
Sufficient Volume?	☒ Yes	☐ No	☐ N/A	5.
Correct Containers Used?	☒ Yes	☐ No	☐ N/A	6.
-Pace Containers Used?	☒ Yes	☐ No	☐ N/A	
Containers Intact?	☒ Yes	☐ No	☐ N/A	7.
Dissolved analysis: Samples Field Filtered?	☐ Yes	☒ No	☐ N/A	8.
Sample Labels Match COC?	☒ Yes	☐ No	☐ N/A	9.
-Includes Date/Time/ID/Analysis Matrix: SL				
Headspace in VOA Vials (>5-6mm)?	☐ Yes	☒ No	☐ N/A	10.
Trip Blank Present?	☒ Yes	☐ No	☐ N/A	11.
Trip Blank Custody Seals Present?	☒ Yes	☐ No	☐ N/A	

COMMENTS/SAMPLE DISCREPANCY

Field Data Required? ☐ Yes ☐ No

Lot ID of split containers:

CLIENT NOTIFICATION/RESOLUTION

Person contacted: _____ Date/Time: _____

Project Manager SCURF Review: NMG **Date:** 9/3/20

Project Manager SRF Review: NMG **Date:** 9/3/20

Pace Analytical®	Document Name: Sample Condition Upon Receipt(SCUR)	Document Revised: February 7, 2018 Page 1 of 2
	Document No.: F-CAR-CS-033-Rev.06	Issuing Authority: Pace Carolinas Quality Office

***Check mark top half of box if pH and/or dechlorination is verified and within the acceptance range for preservation samples.**

Exceptions: VOA, Coliform, TOC, Oil and Grease, DRO/8015 (water) DOC, LLHg

****Bottom half of box is to list number of bottle**

Project # **WO# : 92493643**

PM: NMG Due Date: 09/03/20

CLIENT: 92-AECOM CHA

Item#	BP4U-125 mL Plastic Unpreserved (N/A) (Cl-)	BP3U-250 mL Plastic Unpreserved (N/A)	BP2U-500 mL Plastic Unpreserved (N/A)	BP1U-1 liter Plastic Unpreserved (N/A)	BP4S-125 mL Plastic H2SO4 (pH < 2) (Cl-)	BP3N-250 mL plastic HNO3 (pH < 2)	BP4Z-125 mL Plastic ZN Acetate & NaOH (>9)	BP4C-125 mL Plastic NaOH (pH > 12) (Cl-)	WGFU-Wide-mouthed Glass jar Unpreserved	AG1U-1 liter Amber Unpreserved (N/A) (Cl-)	AG1H-1 liter Amber HCl (pH < 2)	AG3U-250 mL Amber Unpreserved (N/A) (Cl-)	AG1S-1 liter Amber H2SO4 (pH < 2)	AG3S-250 mL Amber H2SO4 (pH < 2)	AG3A(DG3A)-250 mL Amber NH4Cl (N/A)(Cl-)	DG9H-40 mL VOA HCl (N/A)	VG9T-40 mL VOA Na2S2O3 (N/A)	VG9U-40 mL VOA Unp (N/A)	DG9P-40 mL VOA H3PO4 (N/A)	VOAK (6 vials per kit)-5035 kit (N/A)	V/GK (3 vials per kit)-VPH/Gas kit (N/A)	SP5T-125 mL Sterile Plastic (N/A – lab)	SP2T-250 mL Sterile Plastic (N/A – lab)		BP3A-250 mL Plastic (NH2)2SO4 (9.3-9.7)	AG0U-100 mL Amber Unpreserved vials (N/A)	VSGU-20 mL Scintillation vials (N/A)	DG9U-40 mL Amber Unpreserved vials (N/A)
1	\				\	\	\	\			\		\	\	\							6			\	\			
2	\				\	\	\	\			\		\	\	\							6			\	\			
3	\				\	\	\	\			\		\	\	\							6			\	\			
4	\				\	\	\	\			\		\	\	\							6			\	\			
5	\				\	\	\	\			\		\	\	\	2-									\	\			
6	\				\	\	\	\			\		\	\	\										\	\			
7	\				\	\	\	\			\		\	\	\										\	\			
8	\				\	\	\	\			\		\	\	\										\	\			
9	\				\	\	\	\			\		\	\	\										\	\			
10	\				\	\	\	\			\		\	\	\										\	\			
11	\				\	\	\	\			\		\	\	\										\	\			
12	\				\	\	\	\			\		\	\	\										\	\			

pH Adjustment Log for Preserved Samples

Sample ID	Type of Preservative	pH upon receipt	Date preservation adjusted	Time preservation adjusted	Amount of Preservative added	Lot #

Note: Whenever there is a discrepancy affecting North Carolina compliance samples, a copy of this form will be sent to the North Carolina DEHNR Certification Office (I.e. Out of hold, incorrect preservative, out of temp, incorrect containers.

Pace Analytical
WWW.PACELABS.COM

CHAIN-OF-CUSTODY / Analytical Request Document

The Chain-of-Custody is a LEGAL DOCUMENT. All relevant fields must be completed accurately.

Page : 1 Of 1

Section A
Required Client Information:

Company:	AECOM, Charlotte
Address:	6000 Fairview Road
	Suite 200, Charlotte, NC 28210
Email:	andrew.wreschnig@aecom.com
Phone:	(980)221-7831 Fax
Requested Due Date:	

Section B
Required Project Information:

Report To:	Wreschnig, Andrew
Copy To:	
Purchase Order #:	
Project Name:	Colonial Pipeline
Project #:	

Section C
Invoice Information:

Attention:	
Company Name:	
Address:	
Pace Quote:	
Pace Project Manager:	nicole.gasiorowski@pacelabs.com,
Pace Profile #:	12518

Regulatory Agency

State / Location
NC

SAMPLE ID
One Character per box.
(A-Z, 0-9 / , -)
Sample Ids must be unique

MATRIX	CODE
Drinking Water	DW
Water	WT
Waste Water	WW
Product	P
Soil/Solid	SL
Oil	OL
Wipe	WP
Air	AR
Other	OT
Tissue	TS

ITEM #	SAMPLE ID	MATRIX CODE (see valid codes to left)	SAMPLE TYPE (G=GRAB C=COMP)	COLLECTED START DATE	COLLECTED START TIME	COLLECTED END DATE	COLLECTED END TIME	SAMPLE TEMP AT COLLECTION	# OF CONTAINERS	Unpreserved	H2SO4	HNO3	HCl	NaOH	Na2S2O3	Methanol	Other DI	Analyses Test Y/N	~~6200~~ 8260	VPH	6010 Lead	504.1 EDB	Trip BLANK	Residual Chlorine (Y/N)	92493643
1	MW-15(5-7.5)	SL	G	9/2/20	0925				6							X				X			X		001
2	MW-15(27.5-29)	SL	G		0935																				002
3	BH-02(27.5-30)	SL	G		1450																				003
4	BH-02(32.5-35)	SL	G		1500																				004
5	TB-1	WT		5/31/20	~				2				X				X								005
6																									
7																									
8																									
9																									
10																									
11																									
12																									

Requested Analysis Filtered (Y/N)

ADDITIONAL COMMENTS	RELINQUISHED BY / AFFILIATION	DATE	TIME	ACCEPTED BY / AFFILIATION	DATE	TIME	SAMPLE CONDITIONS: TEMP in C	Received on Ice (Y/N)	Custody Sealed Cooler (Y/N)	Samples Intact (Y/N)
Potential free product	[signature] / AECOM	9/2/20	1520	[signature]	9-2-20	1520	5.7	Y	N	Y
strong odor	[signature]	9-2-20	1535	BB PACE AVL	9/2/20	1535	5.7	Y	N	Y

SAMPLER NAME AND SIGNATURE

PRINT Name of SAMPLER: Ben Weisenbs

SIGNATURE of SAMPLER: [signature]

DATE Signed: 9/2/20

Pace Analytical Services, LLC
9800 Kincey Ave. Suite 100
Huntersville, NC 28078
(704)875-9092

September 05, 2020

Andrew Wreschnig
AECOM
6000 Fairview Road
Suite 200
Charlotte, NC 28210

RE: Project: Colonial Pipeline (9/2 Soil)
Pace Project No.: 92493861

Dear Andrew Wreschnig:

Enclosed are the analytical results for sample(s) received by the laboratory on September 03, 2020. The results relate only to the samples included in this report. Results reported herein conform to the applicable TNI/NELAC Standards and the laboratory's Quality Manual, where applicable, unless otherwise noted in the body of the report.

The test results provided in this final report were generated by each of the following laboratories within the Pace Network:

- Pace National - Mt. Juliet
- Pace Analytical Services - Charlotte

If you have any questions concerning this report, please feel free to contact me.

Sincerely,

Nicole Gasiorowski

Nicole Gasiorowski
nicole.gasiorowski@pacelabs.com
(704)875-9092
Project Manager

Enclosures

cc: Jeff Morrison, Colonial Pipeline Company

This report shall not be reproduced, except in full,
without the written consent of Pace Analytical Services, LLC.

Pace Analytical Services, LLC
9800 Kincey Ave. Suite 100
Huntersville, NC 28078
(704)875-9092

CERTIFICATIONS

Project: Colonial Pipeline (9/2 Soil)
Pace Project No.: 92493861

Pace Analytical Services National

12065 Lebanon Road, Mt. Juliet, TN 37122
Alabama Certification #: 40660
Alaska Certification 17-026
Arizona Certification #: AZ0612
Arkansas Certification #: 88-0469
California Certification #: 2932
Canada Certification #: 1461.01
Colorado Certification #: TN00003
Connecticut Certification #: PH-0197
DOD Certification: #1461.01
EPA# TN00003
Florida Certification #: E87487
Georgia DW Certification #: 923
Georgia Certification: NELAP
Idaho Certification #: TN00003
Illinois Certification #: 200008
Indiana Certification #: C-TN-01
Iowa Certification #: 364
Kansas Certification #: E-10277
Kentucky UST Certification #: 16
Kentucky Certification #: 90010
Louisiana Certification #: AI30792
Louisiana DW Certification #: LA180010
Maine Certification #: TN0002
Maryland Certification #: 324
Massachusetts Certification #: M-TN003
Michigan Certification #: 9958
Minnesota Certification #: 047-999-395
Mississippi Certification #: TN00003
Missouri Certification #: 340
Montana Certification #: CERT0086
Nebraska Certification #: NE-OS-15-05
Nevada Certification #: TN-03-2002-34
New Hampshire Certification #: 2975
New Jersey Certification #: TN002
New Mexico DW Certification
New York Certification #: 11742
North Carolina Aquatic Toxicity Certification #: 41
North Carolina Drinking Water Certification #: 21704
North Carolina Environmental Certificate #: 375
North Dakota Certification #: R-140
Ohio VAP Certification #: CL0069
Oklahoma Certification #: 9915
Oregon Certification #: TN200002
Pennsylvania Certification #: 68-02979
Rhode Island Certification #: LAO00356
South Carolina Certification #: 84004
South Dakota Certification
Tennessee DW/Chem/Micro Certification #: 2006
Texas Certification #: T 104704245-17-14
Texas Mold Certification #: LAB0152
USDA Soil Permit #: P330-15-00234
Utah Certification #: TN00003
Virginia Certification #: VT2006
Vermont Dept. of Health: ID# VT-2006
Virginia Certification #: 460132
Washington Certification #: C847
West Virginia Certification #: 233
Wisconsin Certification #: 9980939910
Wyoming UST Certification #: via A2LA 2926.01
A2LA-ISO 17025 Certification #: 1461.01
A2LA-ISO 17025 Certification #: 1461.02
AIHA-LAP/LLC EMLAP Certification #:100789

Pace Analytical Services Charlotte

9800 Kincey Ave. Ste 100, Huntersville, NC 28078
Louisiana/NELAP Certification # LA170028
North Carolina Drinking Water Certification #: 37706
North Carolina Field Services Certification #: 5342
North Carolina Wastewater Certification #: 12
South Carolina Certification #: 99006001
Florida/NELAP Certification #: E87627
Kentucky UST Certification #: 84
Virginia/VELAP Certification #: 460221

REPORT OF LABORATORY ANALYSIS

This report shall not be reproduced, except in full,
without the written consent of Pace Analytical Services, LLC.

Pace Analytical Services, LLC
9800 Kincey Ave. Suite 100
Huntersville, NC 28078
(704)875-9092

SAMPLE ANALYTE COUNT

Project: Colonial Pipeline (9/2 Soil)
Pace Project No.: 92493861

Lab ID	Sample ID	Method	Analysts	Analytes Reported	Laboratory
92493861001	**BH-03 (10-12.5)**	MADEP VPH	ADM	6	PAN
		EPA 8260D	SAS	70	PASI-C
		ASTM D2974-87	KDF	1	PASI-C
		SM 2540G	KBC	1	PAN
92493861002	**BH-03 (32.5-35)**	MADEP VPH	ADM	6	PAN
		EPA 8260D	SAS	70	PASI-C
		ASTM D2974-87	KDF	1	PASI-C
		SM 2540G	KBC	1	PAN
92493861003	**BH-04 (10-12.5)**	MADEP VPH	ADM	6	PAN
		EPA 8260D	SAS	70	PASI-C
		ASTM D2974-87	KDF	1	PASI-C
		SM 2540G	KBC	1	PAN
92493861004	**BH-04 (27.5-29)**	MADEP VPH	ADM	6	PAN
		EPA 8260D	SAS	70	PASI-C
		ASTM D2974-87	KDF	1	PASI-C
		SM 2540G	KBC	1	PAN
92493861005	**TB-1**	EPA 8260D	SAS	63	PASI-C

PAN = Pace National - Mt. Juliet
PASI-C = Pace Analytical Services - Charlotte

This report shall not be reproduced, except in full,
without the written consent of Pace Analytical Services, LLC.

Pace Analytical Services, LLC
9800 Kincey Ave. Suite 100
Huntersville, NC 28078
(704)875-9092

ANALYTICAL RESULTS

Project: Colonial Pipeline (9/2 Soil)
Pace Project No.: 92493861

Sample: BH-03 (10-12.5) **Lab ID: 92493861001** Collected: 09/02/20 00:00 Received: 09/03/20 13:15 Matrix: Solid

Results reported on a "dry weight" basis and are adjusted for percent moisture, sample size and any dilutions.

Parameters	Results	Units	Report Limit	DF	Prepared	Analyzed	CAS No.	Qual
MADEPV	Analytical Method: MADEP VPH Preparation Method: MADEPV Pace National - Mt. Juliet							
Aliphatic (C05-C08)	ND	mg/kg	8.17	1.04	09/02/20 00:00	09/04/20 12:26		
Aliphatic (C09-C12)	ND	mg/kg	8.17	1.04	09/02/20 00:00	09/04/20 12:26		
Aromatic (C09-C10),Unadjusted	ND	mg/kg	8.17	1.04	09/02/20 00:00	09/04/20 12:26	TPHC9C10A	
Total VPH	ND	mg/kg	8.17	1.04	09/02/20 00:00	09/04/20 12:26	VPH	
Surrogates								
2,5-Dibromotoluene (FID)	92.5	%	70.0-130	1.04	09/02/20 00:00	09/04/20 12:26	615-59-8FID	
2,5-Dibromotoluene (PID)	88.6	%	70.0-130	1.04	09/02/20 00:00	09/04/20 12:26	615-59-8PID	
8260D/5035A/5030B Volatiles	Analytical Method: EPA 8260D Preparation Method: EPA 5035A/5030B Pace Analytical Services - Charlotte							
Acetone	ND	ug/kg	140	1	09/04/20 09:07	09/04/20 10:33	67-64-1	
Benzene	ND	ug/kg	7.0	1	09/04/20 09:07	09/04/20 10:33	71-43-2	
Bromobenzene	ND	ug/kg	7.0	1	09/04/20 09:07	09/04/20 10:33	108-86-1	
Bromochloromethane	ND	ug/kg	7.0	1	09/04/20 09:07	09/04/20 10:33	74-97-5	
Bromodichloromethane	ND	ug/kg	7.0	1	09/04/20 09:07	09/04/20 10:33	75-27-4	
Bromoform	ND	ug/kg	7.0	1	09/04/20 09:07	09/04/20 10:33	75-25-2	
Bromomethane	ND	ug/kg	14.0	1	09/04/20 09:07	09/04/20 10:33	74-83-9	
2-Butanone (MEK)	ND	ug/kg	140	1	09/04/20 09:07	09/04/20 10:33	78-93-3	
n-Butylbenzene	ND	ug/kg	7.0	1	09/04/20 09:07	09/04/20 10:33	104-51-8	
sec-Butylbenzene	ND	ug/kg	7.0	1	09/04/20 09:07	09/04/20 10:33	135-98-8	
tert-Butylbenzene	ND	ug/kg	7.0	1	09/04/20 09:07	09/04/20 10:33	98-06-6	
Carbon tetrachloride	ND	ug/kg	7.0	1	09/04/20 09:07	09/04/20 10:33	56-23-5	
Chlorobenzene	ND	ug/kg	7.0	1	09/04/20 09:07	09/04/20 10:33	108-90-7	
Chloroethane	ND	ug/kg	14.0	1	09/04/20 09:07	09/04/20 10:33	75-00-3	
Chloroform	ND	ug/kg	7.0	1	09/04/20 09:07	09/04/20 10:33	67-66-3	
Chloromethane	ND	ug/kg	14.0	1	09/04/20 09:07	09/04/20 10:33	74-87-3	
2-Chlorotoluene	ND	ug/kg	7.0	1	09/04/20 09:07	09/04/20 10:33	95-49-8	
4-Chlorotoluene	ND	ug/kg	7.0	1	09/04/20 09:07	09/04/20 10:33	106-43-4	
1,2-Dibromo-3-chloropropane	ND	ug/kg	7.0	1	09/04/20 09:07	09/04/20 10:33	96-12-8	
Dibromochloromethane	ND	ug/kg	7.0	1	09/04/20 09:07	09/04/20 10:33	124-48-1	
1,2-Dibromoethane (EDB)	ND	ug/kg	7.0	1	09/04/20 09:07	09/04/20 10:33	106-93-4	
Dibromomethane	ND	ug/kg	7.0	1	09/04/20 09:07	09/04/20 10:33	74-95-3	
1,2-Dichlorobenzene	ND	ug/kg	7.0	1	09/04/20 09:07	09/04/20 10:33	95-50-1	
1,3-Dichlorobenzene	ND	ug/kg	7.0	1	09/04/20 09:07	09/04/20 10:33	541-73-1	
1,4-Dichlorobenzene	ND	ug/kg	7.0	1	09/04/20 09:07	09/04/20 10:33	106-46-7	
Dichlorodifluoromethane	ND	ug/kg	14.0	1	09/04/20 09:07	09/04/20 10:33	75-71-8	
1,1-Dichloroethane	ND	ug/kg	7.0	1	09/04/20 09:07	09/04/20 10:33	75-34-3	
1,2-Dichloroethane	ND	ug/kg	7.0	1	09/04/20 09:07	09/04/20 10:33	107-06-2	
1,1-Dichloroethene	ND	ug/kg	7.0	1	09/04/20 09:07	09/04/20 10:33	75-35-4	
cis-1,2-Dichloroethene	ND	ug/kg	7.0	1	09/04/20 09:07	09/04/20 10:33	156-59-2	
trans-1,2-Dichloroethene	ND	ug/kg	7.0	1	09/04/20 09:07	09/04/20 10:33	156-60-5	
1,2-Dichloropropane	ND	ug/kg	7.0	1	09/04/20 09:07	09/04/20 10:33	78-87-5	
1,3-Dichloropropane	ND	ug/kg	7.0	1	09/04/20 09:07	09/04/20 10:33	142-28-9	
2,2-Dichloropropane	ND	ug/kg	7.0	1	09/04/20 09:07	09/04/20 10:33	594-20-7	
1,1-Dichloropropene	ND	ug/kg	7.0	1	09/04/20 09:07	09/04/20 10:33	563-58-6	

REPORT OF LABORATORY ANALYSIS

This report shall not be reproduced, except in full,
without the written consent of Pace Analytical Services, LLC.

Pace Analytical Services, LLC
9800 Kincey Ave. Suite 100
Huntersville, NC 28078
(704)875-9092

ANALYTICAL RESULTS

Project: Colonial Pipeline (9/2 Soil)
Pace Project No.: 92493861

Sample: BH-03 (10-12.5) **Lab ID: 92493861001** Collected: 09/02/20 00:00 Received: 09/03/20 13:15 Matrix: Solid

Results reported on a "dry weight" basis and are adjusted for percent moisture, sample size and any dilutions.

Parameters	Results	Units	Report Limit	DF	Prepared	Analyzed	CAS No.	Qual
8260D/5035A/5030B Volatiles	Analytical Method: EPA 8260D Preparation Method: EPA 5035A/5030B Pace Analytical Services - Charlotte							
cis-1,3-Dichloropropene	ND	ug/kg	7.0	1	09/04/20 09:07	09/04/20 10:33	10061-01-5	
trans-1,3-Dichloropropene	ND	ug/kg	7.0	1	09/04/20 09:07	09/04/20 10:33	10061-02-6	
Diisopropyl ether	ND	ug/kg	7.0	1	09/04/20 09:07	09/04/20 10:33	108-20-3	
Ethylbenzene	ND	ug/kg	7.0	1	09/04/20 09:07	09/04/20 10:33	100-41-4	
Hexachloro-1,3-butadiene	ND	ug/kg	7.0	1	09/04/20 09:07	09/04/20 10:33	87-68-3	
2-Hexanone	ND	ug/kg	70.2	1	09/04/20 09:07	09/04/20 10:33	591-78-6	
Isopropylbenzene (Cumene)	ND	ug/kg	7.0	1	09/04/20 09:07	09/04/20 10:33	98-82-8	
p-Isopropyltoluene	ND	ug/kg	7.0	1	09/04/20 09:07	09/04/20 10:33	99-87-6	
Methylene Chloride	ND	ug/kg	28.1	1	09/04/20 09:07	09/04/20 10:33	75-09-2	
4-Methyl-2-pentanone (MIBK)	ND	ug/kg	70.2	1	09/04/20 09:07	09/04/20 10:33	108-10-1	
Methyl-tert-butyl ether	ND	ug/kg	7.0	1	09/04/20 09:07	09/04/20 10:33	1634-04-4	
Naphthalene	ND	ug/kg	7.0	1	09/04/20 09:07	09/04/20 10:33	91-20-3	
n-Propylbenzene	ND	ug/kg	7.0	1	09/04/20 09:07	09/04/20 10:33	103-65-1	
Styrene	ND	ug/kg	7.0	1	09/04/20 09:07	09/04/20 10:33	100-42-5	
1,1,1,2-Tetrachloroethane	ND	ug/kg	7.0	1	09/04/20 09:07	09/04/20 10:33	630-20-6	
1,1,2,2-Tetrachloroethane	ND	ug/kg	7.0	1	09/04/20 09:07	09/04/20 10:33	79-34-5	
Tetrachloroethene	ND	ug/kg	7.0	1	09/04/20 09:07	09/04/20 10:33	127-18-4	
Toluene	ND	ug/kg	7.0	1	09/04/20 09:07	09/04/20 10:33	108-88-3	IK
1,2,3-Trichlorobenzene	ND	ug/kg	7.0	1	09/04/20 09:07	09/04/20 10:33	87-61-6	
1,2,4-Trichlorobenzene	ND	ug/kg	7.0	1	09/04/20 09:07	09/04/20 10:33	120-82-1	
1,1,1-Trichloroethane	ND	ug/kg	7.0	1	09/04/20 09:07	09/04/20 10:33	71-55-6	
1,1,2-Trichloroethane	ND	ug/kg	7.0	1	09/04/20 09:07	09/04/20 10:33	79-00-5	
Trichloroethene	ND	ug/kg	7.0	1	09/04/20 09:07	09/04/20 10:33	79-01-6	
Trichlorofluoromethane	ND	ug/kg	7.0	1	09/04/20 09:07	09/04/20 10:33	75-69-4	
1,2,3-Trichloropropane	ND	ug/kg	7.0	1	09/04/20 09:07	09/04/20 10:33	96-18-4	
1,2,4-Trimethylbenzene	ND	ug/kg	7.0	1	09/04/20 09:07	09/04/20 10:33	95-63-6	
1,3,5-Trimethylbenzene	ND	ug/kg	7.0	1	09/04/20 09:07	09/04/20 10:33	108-67-8	
Vinyl acetate	ND	ug/kg	70.2	1	09/04/20 09:07	09/04/20 10:33	108-05-4	
Vinyl chloride	ND	ug/kg	14.0	1	09/04/20 09:07	09/04/20 10:33	75-01-4	
Xylene (Total)	ND	ug/kg	14.0	1	09/04/20 09:07	09/04/20 10:33	1330-20-7	
m&p-Xylene	ND	ug/kg	14.0	1	09/04/20 09:07	09/04/20 10:33	179601-23-1	
o-Xylene	ND	ug/kg	7.0	1	09/04/20 09:07	09/04/20 10:33	95-47-6	
Surrogates								
Toluene-d8 (S)	99	%	70-130	1	09/04/20 09:07	09/04/20 10:33	2037-26-5	
4-Bromofluorobenzene (S)	102	%	70-130	1	09/04/20 09:07	09/04/20 10:33	460-00-4	
1,2-Dichloroethane-d4 (S)	99	%	70-132	1	09/04/20 09:07	09/04/20 10:33	17060-07-0	
Percent Moisture	Analytical Method: ASTM D2974-87 Pace Analytical Services - Charlotte							
Percent Moisture	**17.8**	%	0.10	1		09/03/20 18:32		
Total Solids 2540 G-2011	Analytical Method: SM 2540G Preparation Method: SM 2540 G Pace National - Mt. Juliet							
Total Solids	**77.5**	%		1	09/04/20 12:04	09/04/20 12:11		

REPORT OF LABORATORY ANALYSIS

This report shall not be reproduced, except in full,
without the written consent of Pace Analytical Services, LLC.

Pace Analytical Services, LLC
9800 Kincey Ave. Suite 100
Huntersville, NC 28078
(704)875-9092

ANALYTICAL RESULTS

Project: Colonial Pipeline (9/2 Soil)
Pace Project No.: 92493861

Sample: BH-03 (32.5-35) **Lab ID: 92493861002** Collected: 09/02/20 00:00 Received: 09/03/20 13:15 Matrix: Solid

Results reported on a "dry weight" basis and are adjusted for percent moisture, sample size and any dilutions.

Parameters	Results	Units	Report Limit	DF	Prepared	Analyzed	CAS No.	Qual
MADEPV	Analytical Method: MADEP VPH Preparation Method: MADEPV Pace National - Mt. Juliet							
Aliphatic (C05-C08)	ND	mg/kg	6.95	1	09/02/20 00:00	09/04/20 12:59		
Aliphatic (C09-C12)	ND	mg/kg	6.95	1	09/02/20 00:00	09/04/20 12:59		
Aromatic (C09-C10),Unadjusted	ND	mg/kg	6.95	1	09/02/20 00:00	09/04/20 12:59	TPHC9C10A	
Total VPH	ND	mg/kg	6.95	1	09/02/20 00:00	09/04/20 12:59	VPH	
Surrogates								
2,5-Dibromotoluene (FID)	92.0	%	70.0-130	1	09/02/20 00:00	09/04/20 12:59	615-59-8FID	
2,5-Dibromotoluene (PID)	87.3	%	70.0-130	1	09/02/20 00:00	09/04/20 12:59	615-59-8PID	
8260D/5035A/5030B Volatiles	Analytical Method: EPA 8260D Preparation Method: EPA 5035A/5030B Pace Analytical Services - Charlotte							
Acetone	ND	ug/kg	139	1	09/04/20 09:07	09/04/20 11:10	67-64-1	
Benzene	ND	ug/kg	6.9	1	09/04/20 09:07	09/04/20 11:10	71-43-2	
Bromobenzene	ND	ug/kg	6.9	1	09/04/20 09:07	09/04/20 11:10	108-86-1	
Bromochloromethane	ND	ug/kg	6.9	1	09/04/20 09:07	09/04/20 11:10	74-97-5	
Bromodichloromethane	ND	ug/kg	6.9	1	09/04/20 09:07	09/04/20 11:10	75-27-4	
Bromoform	ND	ug/kg	6.9	1	09/04/20 09:07	09/04/20 11:10	75-25-2	
Bromomethane	ND	ug/kg	13.9	1	09/04/20 09:07	09/04/20 11:10	74-83-9	
2-Butanone (MEK)	ND	ug/kg	139	1	09/04/20 09:07	09/04/20 11:10	78-93-3	
n-Butylbenzene	ND	ug/kg	6.9	1	09/04/20 09:07	09/04/20 11:10	104-51-8	
sec-Butylbenzene	ND	ug/kg	6.9	1	09/04/20 09:07	09/04/20 11:10	135-98-8	
tert-Butylbenzene	ND	ug/kg	6.9	1	09/04/20 09:07	09/04/20 11:10	98-06-6	
Carbon tetrachloride	ND	ug/kg	6.9	1	09/04/20 09:07	09/04/20 11:10	56-23-5	
Chlorobenzene	ND	ug/kg	6.9	1	09/04/20 09:07	09/04/20 11:10	108-90-7	
Chloroethane	ND	ug/kg	13.9	1	09/04/20 09:07	09/04/20 11:10	75-00-3	
Chloroform	ND	ug/kg	6.9	1	09/04/20 09:07	09/04/20 11:10	67-66-3	
Chloromethane	ND	ug/kg	13.9	1	09/04/20 09:07	09/04/20 11:10	74-87-3	
2-Chlorotoluene	ND	ug/kg	6.9	1	09/04/20 09:07	09/04/20 11:10	95-49-8	
4-Chlorotoluene	ND	ug/kg	6.9	1	09/04/20 09:07	09/04/20 11:10	106-43-4	
1,2-Dibromo-3-chloropropane	ND	ug/kg	6.9	1	09/04/20 09:07	09/04/20 11:10	96-12-8	
Dibromochloromethane	ND	ug/kg	6.9	1	09/04/20 09:07	09/04/20 11:10	124-48-1	
1,2-Dibromoethane (EDB)	ND	ug/kg	6.9	1	09/04/20 09:07	09/04/20 11:10	106-93-4	
Dibromomethane	ND	ug/kg	6.9	1	09/04/20 09:07	09/04/20 11:10	74-95-3	
1,2-Dichlorobenzene	ND	ug/kg	6.9	1	09/04/20 09:07	09/04/20 11:10	95-50-1	
1,3-Dichlorobenzene	ND	ug/kg	6.9	1	09/04/20 09:07	09/04/20 11:10	541-73-1	
1,4-Dichlorobenzene	ND	ug/kg	6.9	1	09/04/20 09:07	09/04/20 11:10	106-46-7	
Dichlorodifluoromethane	ND	ug/kg	13.9	1	09/04/20 09:07	09/04/20 11:10	75-71-8	
1,1-Dichloroethane	ND	ug/kg	6.9	1	09/04/20 09:07	09/04/20 11:10	75-34-3	
1,2-Dichloroethane	ND	ug/kg	6.9	1	09/04/20 09:07	09/04/20 11:10	107-06-2	
1,1-Dichloroethene	ND	ug/kg	6.9	1	09/04/20 09:07	09/04/20 11:10	75-35-4	
cis-1,2-Dichloroethene	ND	ug/kg	6.9	1	09/04/20 09:07	09/04/20 11:10	156-59-2	
trans-1,2-Dichloroethene	ND	ug/kg	6.9	1	09/04/20 09:07	09/04/20 11:10	156-60-5	
1,2-Dichloropropane	ND	ug/kg	6.9	1	09/04/20 09:07	09/04/20 11:10	78-87-5	
1,3-Dichloropropane	ND	ug/kg	6.9	1	09/04/20 09:07	09/04/20 11:10	142-28-9	
2,2-Dichloropropane	ND	ug/kg	6.9	1	09/04/20 09:07	09/04/20 11:10	594-20-7	M1
1,1-Dichloropropene	ND	ug/kg	6.9	1	09/04/20 09:07	09/04/20 11:10	563-58-6	

REPORT OF LABORATORY ANALYSIS

This report shall not be reproduced, except in full,
without the written consent of Pace Analytical Services, LLC.

Pace Analytical Services, LLC
9800 Kincey Ave. Suite 100
Huntersville, NC 28078
(704)875-9092

ANALYTICAL RESULTS

Project: Colonial Pipeline (9/2 Soil)
Pace Project No.: 92493861

Sample: BH-03 (32.5-35) **Lab ID: 92493861002** Collected: 09/02/20 00:00 Received: 09/03/20 13:15 Matrix: Solid

Results reported on a "dry weight" basis and are adjusted for percent moisture, sample size and any dilutions.

Parameters	Results	Units	Report Limit	DF	Prepared	Analyzed	CAS No.	Qual
8260D/5035A/5030B Volatiles	Analytical Method: EPA 8260D Preparation Method: EPA 5035A/5030B Pace Analytical Services - Charlotte							
cis-1,3-Dichloropropene	ND	ug/kg	6.9	1	09/04/20 09:07	09/04/20 11:10	10061-01-5	
trans-1,3-Dichloropropene	ND	ug/kg	6.9	1	09/04/20 09:07	09/04/20 11:10	10061-02-6	
Diisopropyl ether	ND	ug/kg	6.9	1	09/04/20 09:07	09/04/20 11:10	108-20-3	
Ethylbenzene	ND	ug/kg	6.9	1	09/04/20 09:07	09/04/20 11:10	100-41-4	
Hexachloro-1,3-butadiene	ND	ug/kg	6.9	1	09/04/20 09:07	09/04/20 11:10	87-68-3	
2-Hexanone	ND	ug/kg	69.3	1	09/04/20 09:07	09/04/20 11:10	591-78-6	
Isopropylbenzene (Cumene)	ND	ug/kg	6.9	1	09/04/20 09:07	09/04/20 11:10	98-82-8	
p-Isopropyltoluene	ND	ug/kg	6.9	1	09/04/20 09:07	09/04/20 11:10	99-87-6	
Methylene Chloride	ND	ug/kg	27.7	1	09/04/20 09:07	09/04/20 11:10	75-09-2	
4-Methyl-2-pentanone (MIBK)	ND	ug/kg	69.3	1	09/04/20 09:07	09/04/20 11:10	108-10-1	
Methyl-tert-butyl ether	ND	ug/kg	6.9	1	09/04/20 09:07	09/04/20 11:10	1634-04-4	
Naphthalene	ND	ug/kg	6.9	1	09/04/20 09:07	09/04/20 11:10	91-20-3	
n-Propylbenzene	ND	ug/kg	6.9	1	09/04/20 09:07	09/04/20 11:10	103-65-1	
Styrene	ND	ug/kg	6.9	1	09/04/20 09:07	09/04/20 11:10	100-42-5	
1,1,1,2-Tetrachloroethane	ND	ug/kg	6.9	1	09/04/20 09:07	09/04/20 11:10	630-20-6	
1,1,2,2-Tetrachloroethane	ND	ug/kg	6.9	1	09/04/20 09:07	09/04/20 11:10	79-34-5	
Tetrachloroethene	ND	ug/kg	6.9	1	09/04/20 09:07	09/04/20 11:10	127-18-4	
Toluene	ND	ug/kg	6.9	1	09/04/20 09:07	09/04/20 11:10	108-88-3	IK
1,2,3-Trichlorobenzene	ND	ug/kg	6.9	1	09/04/20 09:07	09/04/20 11:10	87-61-6	
1,2,4-Trichlorobenzene	ND	ug/kg	6.9	1	09/04/20 09:07	09/04/20 11:10	120-82-1	
1,1,1-Trichloroethane	ND	ug/kg	6.9	1	09/04/20 09:07	09/04/20 11:10	71-55-6	
1,1,2-Trichloroethane	ND	ug/kg	6.9	1	09/04/20 09:07	09/04/20 11:10	79-00-5	
Trichloroethene	ND	ug/kg	6.9	1	09/04/20 09:07	09/04/20 11:10	79-01-6	
Trichlorofluoromethane	ND	ug/kg	6.9	1	09/04/20 09:07	09/04/20 11:10	75-69-4	
1,2,3-Trichloropropane	ND	ug/kg	6.9	1	09/04/20 09:07	09/04/20 11:10	96-18-4	
1,2,4-Trimethylbenzene	ND	ug/kg	6.9	1	09/04/20 09:07	09/04/20 11:10	95-63-6	
1,3,5-Trimethylbenzene	ND	ug/kg	6.9	1	09/04/20 09:07	09/04/20 11:10	108-67-8	
Vinyl acetate	ND	ug/kg	69.3	1	09/04/20 09:07	09/04/20 11:10	108-05-4	
Vinyl chloride	ND	ug/kg	13.9	1	09/04/20 09:07	09/04/20 11:10	75-01-4	
Xylene (Total)	ND	ug/kg	13.9	1	09/04/20 09:07	09/04/20 11:10	1330-20-7	
m&p-Xylene	ND	ug/kg	13.9	1	09/04/20 09:07	09/04/20 11:10	179601-23-1	
o-Xylene	ND	ug/kg	6.9	1	09/04/20 09:07	09/04/20 11:10	95-47-6	
Surrogates								
Toluene-d8 (S)	98	%	70-130	1	09/04/20 09:07	09/04/20 11:10	2037-26-5	
4-Bromofluorobenzene (S)	99	%	70-130	1	09/04/20 09:07	09/04/20 11:10	460-00-4	
1,2-Dichloroethane-d4 (S)	96	%	70-132	1	09/04/20 09:07	09/04/20 11:10	17060-07-0	
Percent Moisture	Analytical Method: ASTM D2974-87 Pace Analytical Services - Charlotte							
Percent Moisture	**15.2**	%	0.10	1		09/03/20 18:33		
Total Solids 2540 G-2011	Analytical Method: SM 2540G Preparation Method: SM 2540 G Pace National - Mt. Juliet							
Total Solids	**86.0**	%		1	09/04/20 12:04	09/04/20 12:11		

REPORT OF LABORATORY ANALYSIS

This report shall not be reproduced, except in full,
without the written consent of Pace Analytical Services, LLC.

Pace Analytical Services, LLC
9800 Kincey Ave. Suite 100
Huntersville, NC 28078
(704)875-9092

ANALYTICAL RESULTS

Project: Colonial Pipeline (9/2 Soil)
Pace Project No.: 92493861

Sample: BH-04 (10-12.5) **Lab ID: 92493861003** Collected: 09/02/20 00:00 Received: 09/03/20 13:15 Matrix: Solid

Results reported on a "dry weight" basis and are adjusted for percent moisture, sample size and any dilutions.

Parameters	Results	Units	Report Limit	DF	Prepared	Analyzed	CAS No.	Qual
MADEPV	Analytical Method: MADEP VPH Preparation Method: MADEPV Pace National - Mt. Juliet							
Aliphatic (C05-C08)	ND	mg/kg	7.76	1.05	09/02/20 00:00	09/04/20 13:32		
Aliphatic (C09-C12)	ND	mg/kg	7.76	1.05	09/02/20 00:00	09/04/20 13:32		
Aromatic (C09-C10),Unadjusted	ND	mg/kg	7.76	1.05	09/02/20 00:00	09/04/20 13:32	TPHC9C10A	
Total VPH	ND	mg/kg	7.76	1.05	09/02/20 00:00	09/04/20 13:32	VPH	
Surrogates								
2,5-Dibromotoluene (FID)	91.8	%	70.0-130	1.05	09/02/20 00:00	09/04/20 13:32	615-59-8FID	
2,5-Dibromotoluene (PID)	87.6	%	70.0-130	1.05	09/02/20 00:00	09/04/20 13:32	615-59-8PID	
8260D/5035A/5030B Volatiles	Analytical Method: EPA 8260D Preparation Method: EPA 5035A/5030B Pace Analytical Services - Charlotte							
Acetone	ND	ug/kg	164	1	09/04/20 09:07	09/04/20 11:28	67-64-1	
Benzene	ND	ug/kg	8.2	1	09/04/20 09:07	09/04/20 11:28	71-43-2	
Bromobenzene	ND	ug/kg	8.2	1	09/04/20 09:07	09/04/20 11:28	108-86-1	
Bromochloromethane	ND	ug/kg	8.2	1	09/04/20 09:07	09/04/20 11:28	74-97-5	
Bromodichloromethane	ND	ug/kg	8.2	1	09/04/20 09:07	09/04/20 11:28	75-27-4	
Bromoform	ND	ug/kg	8.2	1	09/04/20 09:07	09/04/20 11:28	75-25-2	
Bromomethane	ND	ug/kg	16.4	1	09/04/20 09:07	09/04/20 11:28	74-83-9	
2-Butanone (MEK)	ND	ug/kg	164	1	09/04/20 09:07	09/04/20 11:28	78-93-3	
n-Butylbenzene	ND	ug/kg	8.2	1	09/04/20 09:07	09/04/20 11:28	104-51-8	
sec-Butylbenzene	ND	ug/kg	8.2	1	09/04/20 09:07	09/04/20 11:28	135-98-8	
tert-Butylbenzene	ND	ug/kg	8.2	1	09/04/20 09:07	09/04/20 11:28	98-06-6	
Carbon tetrachloride	ND	ug/kg	8.2	1	09/04/20 09:07	09/04/20 11:28	56-23-5	
Chlorobenzene	ND	ug/kg	8.2	1	09/04/20 09:07	09/04/20 11:28	108-90-7	
Chloroethane	ND	ug/kg	16.4	1	09/04/20 09:07	09/04/20 11:28	75-00-3	
Chloroform	ND	ug/kg	8.2	1	09/04/20 09:07	09/04/20 11:28	67-66-3	
Chloromethane	ND	ug/kg	16.4	1	09/04/20 09:07	09/04/20 11:28	74-87-3	
2-Chlorotoluene	ND	ug/kg	8.2	1	09/04/20 09:07	09/04/20 11:28	95-49-8	
4-Chlorotoluene	ND	ug/kg	8.2	1	09/04/20 09:07	09/04/20 11:28	106-43-4	
1,2-Dibromo-3-chloropropane	ND	ug/kg	8.2	1	09/04/20 09:07	09/04/20 11:28	96-12-8	
Dibromochloromethane	ND	ug/kg	8.2	1	09/04/20 09:07	09/04/20 11:28	124-48-1	
1,2-Dibromoethane (EDB)	ND	ug/kg	8.2	1	09/04/20 09:07	09/04/20 11:28	106-93-4	
Dibromomethane	ND	ug/kg	8.2	1	09/04/20 09:07	09/04/20 11:28	74-95-3	
1,2-Dichlorobenzene	ND	ug/kg	8.2	1	09/04/20 09:07	09/04/20 11:28	95-50-1	
1,3-Dichlorobenzene	ND	ug/kg	8.2	1	09/04/20 09:07	09/04/20 11:28	541-73-1	
1,4-Dichlorobenzene	ND	ug/kg	8.2	1	09/04/20 09:07	09/04/20 11:28	106-46-7	
Dichlorodifluoromethane	ND	ug/kg	16.4	1	09/04/20 09:07	09/04/20 11:28	75-71-8	
1,1-Dichloroethane	ND	ug/kg	8.2	1	09/04/20 09:07	09/04/20 11:28	75-34-3	
1,2-Dichloroethane	ND	ug/kg	8.2	1	09/04/20 09:07	09/04/20 11:28	107-06-2	
1,1-Dichloroethene	ND	ug/kg	8.2	1	09/04/20 09:07	09/04/20 11:28	75-35-4	
cis-1,2-Dichloroethene	ND	ug/kg	8.2	1	09/04/20 09:07	09/04/20 11:28	156-59-2	
trans-1,2-Dichloroethene	ND	ug/kg	8.2	1	09/04/20 09:07	09/04/20 11:28	156-60-5	
1,2-Dichloropropane	ND	ug/kg	8.2	1	09/04/20 09:07	09/04/20 11:28	78-87-5	
1,3-Dichloropropane	ND	ug/kg	8.2	1	09/04/20 09:07	09/04/20 11:28	142-28-9	
2,2-Dichloropropane	ND	ug/kg	8.2	1	09/04/20 09:07	09/04/20 11:28	594-20-7	
1,1-Dichloropropene	ND	ug/kg	8.2	1	09/04/20 09:07	09/04/20 11:28	563-58-6	

REPORT OF LABORATORY ANALYSIS

This report shall not be reproduced, except in full,
without the written consent of Pace Analytical Services, LLC.

Pace Analytical Services, LLC
9800 Kincey Ave. Suite 100
Huntersville, NC 28078
(704)875-9092

ANALYTICAL RESULTS

Project: Colonial Pipeline (9/2 Soil)
Pace Project No.: 92493861

Sample: BH-04 (10-12.5) **Lab ID: 92493861003** Collected: 09/02/20 00:00 Received: 09/03/20 13:15 Matrix: Solid

Results reported on a "dry weight" basis and are adjusted for percent moisture, sample size and any dilutions.

Parameters	Results	Units	Report Limit	DF	Prepared	Analyzed	CAS No.	Qual
8260D/5035A/5030B Volatiles	Analytical Method: EPA 8260D Preparation Method: EPA 5035A/5030B Pace Analytical Services - Charlotte							
cis-1,3-Dichloropropene	ND	ug/kg	8.2	1	09/04/20 09:07	09/04/20 11:28	10061-01-5	
trans-1,3-Dichloropropene	ND	ug/kg	8.2	1	09/04/20 09:07	09/04/20 11:28	10061-02-6	
Diisopropyl ether	ND	ug/kg	8.2	1	09/04/20 09:07	09/04/20 11:28	108-20-3	
Ethylbenzene	ND	ug/kg	8.2	1	09/04/20 09:07	09/04/20 11:28	100-41-4	
Hexachloro-1,3-butadiene	ND	ug/kg	8.2	1	09/04/20 09:07	09/04/20 11:28	87-68-3	
2-Hexanone	ND	ug/kg	82.2	1	09/04/20 09:07	09/04/20 11:28	591-78-6	
Isopropylbenzene (Cumene)	ND	ug/kg	8.2	1	09/04/20 09:07	09/04/20 11:28	98-82-8	
p-Isopropyltoluene	ND	ug/kg	8.2	1	09/04/20 09:07	09/04/20 11:28	99-87-6	
Methylene Chloride	ND	ug/kg	32.9	1	09/04/20 09:07	09/04/20 11:28	75-09-2	
4-Methyl-2-pentanone (MIBK)	ND	ug/kg	82.2	1	09/04/20 09:07	09/04/20 11:28	108-10-1	
Methyl-tert-butyl ether	ND	ug/kg	8.2	1	09/04/20 09:07	09/04/20 11:28	1634-04-4	
Naphthalene	ND	ug/kg	8.2	1	09/04/20 09:07	09/04/20 11:28	91-20-3	
n-Propylbenzene	ND	ug/kg	8.2	1	09/04/20 09:07	09/04/20 11:28	103-65-1	
Styrene	ND	ug/kg	8.2	1	09/04/20 09:07	09/04/20 11:28	100-42-5	
1,1,1,2-Tetrachloroethane	ND	ug/kg	8.2	1	09/04/20 09:07	09/04/20 11:28	630-20-6	
1,1,2,2-Tetrachloroethane	ND	ug/kg	8.2	1	09/04/20 09:07	09/04/20 11:28	79-34-5	
Tetrachloroethene	ND	ug/kg	8.2	1	09/04/20 09:07	09/04/20 11:28	127-18-4	
Toluene	ND	ug/kg	8.2	1	09/04/20 09:07	09/04/20 11:28	108-88-3	IK
1,2,3-Trichlorobenzene	ND	ug/kg	8.2	1	09/04/20 09:07	09/04/20 11:28	87-61-6	
1,2,4-Trichlorobenzene	ND	ug/kg	8.2	1	09/04/20 09:07	09/04/20 11:28	120-82-1	
1,1,1-Trichloroethane	ND	ug/kg	8.2	1	09/04/20 09:07	09/04/20 11:28	71-55-6	
1,1,2-Trichloroethane	ND	ug/kg	8.2	1	09/04/20 09:07	09/04/20 11:28	79-00-5	
Trichloroethene	ND	ug/kg	8.2	1	09/04/20 09:07	09/04/20 11:28	79-01-6	
Trichlorofluoromethane	ND	ug/kg	8.2	1	09/04/20 09:07	09/04/20 11:28	75-69-4	
1,2,3-Trichloropropane	ND	ug/kg	8.2	1	09/04/20 09:07	09/04/20 11:28	96-18-4	
1,2,4-Trimethylbenzene	ND	ug/kg	8.2	1	09/04/20 09:07	09/04/20 11:28	95-63-6	
1,3,5-Trimethylbenzene	ND	ug/kg	8.2	1	09/04/20 09:07	09/04/20 11:28	108-67-8	
Vinyl acetate	ND	ug/kg	82.2	1	09/04/20 09:07	09/04/20 11:28	108-05-4	
Vinyl chloride	ND	ug/kg	16.4	1	09/04/20 09:07	09/04/20 11:28	75-01-4	
Xylene (Total)	ND	ug/kg	16.4	1	09/04/20 09:07	09/04/20 11:28	1330-20-7	
m&p-Xylene	ND	ug/kg	16.4	1	09/04/20 09:07	09/04/20 11:28	179601-23-1	
o-Xylene	ND	ug/kg	8.2	1	09/04/20 09:07	09/04/20 11:28	95-47-6	
Surrogates								
Toluene-d8 (S)	99	%	70-130	1	09/04/20 09:07	09/04/20 11:28	2037-26-5	
4-Bromofluorobenzene (S)	103	%	70-130	1	09/04/20 09:07	09/04/20 11:28	460-00-4	
1,2-Dichloroethane-d4 (S)	101	%	70-132	1	09/04/20 09:07	09/04/20 11:28	17060-07-0	
Percent Moisture	Analytical Method: ASTM D2974-87 Pace Analytical Services - Charlotte							
Percent Moisture	**21.0**	%	0.10	1		09/03/20 18:33		
Total Solids 2540 G-2011	Analytical Method: SM 2540G Preparation Method: SM 2540 G Pace National - Mt. Juliet							
Total Solids	**80.3**	%		1	09/04/20 12:04	09/04/20 12:11		

REPORT OF LABORATORY ANALYSIS

This report shall not be reproduced, except in full,
without the written consent of Pace Analytical Services, LLC.

Pace Analytical Services, LLC
9800 Kincey Ave. Suite 100
Huntersville, NC 28078
(704)875-9092

ANALYTICAL RESULTS

Project: Colonial Pipeline (9/2 Soil)
Pace Project No.: 92493861

Sample: BH-04 (27.5-29) **Lab ID: 92493861004** Collected: 09/02/20 00:00 Received: 09/03/20 13:15 Matrix: Solid

Results reported on a "dry weight" basis and are adjusted for percent moisture, sample size and any dilutions.

Parameters	Results	Units	Report Limit	DF	Prepared	Analyzed	CAS No.	Qual
MADEPV	Analytical Method: MADEP VPH Preparation Method: MADEPV Pace National - Mt. Juliet							
Aliphatic (C05-C08)	ND	mg/kg	6.38	1	09/02/20 00:00	09/04/20 14:05		
Aliphatic (C09-C12)	ND	mg/kg	6.38	1	09/02/20 00:00	09/04/20 14:05		
Aromatic (C09-C10),Unadjusted	ND	mg/kg	6.38	1	09/02/20 00:00	09/04/20 14:05	TPHC9C10A	
Total VPH	ND	mg/kg	6.38	1	09/02/20 00:00	09/04/20 14:05	VPH	
Surrogates								
2,5-Dibromotoluene (FID)	95.1	%	70.0-130	1	09/02/20 00:00	09/04/20 14:05	615-59-8FID	
2,5-Dibromotoluene (PID)	90.5	%	70.0-130	1	09/02/20 00:00	09/04/20 14:05	615-59-8PID	
8260D/5035A/5030B Volatiles	Analytical Method: EPA 8260D Preparation Method: EPA 5035A/5030B Pace Analytical Services - Charlotte							
Acetone	ND	ug/kg	149	1	09/04/20 09:07	09/04/20 11:47	67-64-1	
Benzene	ND	ug/kg	7.5	1	09/04/20 09:07	09/04/20 11:47	71-43-2	
Bromobenzene	ND	ug/kg	7.5	1	09/04/20 09:07	09/04/20 11:47	108-86-1	
Bromochloromethane	ND	ug/kg	7.5	1	09/04/20 09:07	09/04/20 11:47	74-97-5	
Bromodichloromethane	ND	ug/kg	7.5	1	09/04/20 09:07	09/04/20 11:47	75-27-4	
Bromoform	ND	ug/kg	7.5	1	09/04/20 09:07	09/04/20 11:47	75-25-2	
Bromomethane	ND	ug/kg	14.9	1	09/04/20 09:07	09/04/20 11:47	74-83-9	
2-Butanone (MEK)	ND	ug/kg	149	1	09/04/20 09:07	09/04/20 11:47	78-93-3	
n-Butylbenzene	ND	ug/kg	7.5	1	09/04/20 09:07	09/04/20 11:47	104-51-8	
sec-Butylbenzene	ND	ug/kg	7.5	1	09/04/20 09:07	09/04/20 11:47	135-98-8	
tert-Butylbenzene	ND	ug/kg	7.5	1	09/04/20 09:07	09/04/20 11:47	98-06-6	
Carbon tetrachloride	ND	ug/kg	7.5	1	09/04/20 09:07	09/04/20 11:47	56-23-5	
Chlorobenzene	ND	ug/kg	7.5	1	09/04/20 09:07	09/04/20 11:47	108-90-7	
Chloroethane	ND	ug/kg	14.9	1	09/04/20 09:07	09/04/20 11:47	75-00-3	
Chloroform	ND	ug/kg	7.5	1	09/04/20 09:07	09/04/20 11:47	67-66-3	
Chloromethane	ND	ug/kg	14.9	1	09/04/20 09:07	09/04/20 11:47	74-87-3	
2-Chlorotoluene	ND	ug/kg	7.5	1	09/04/20 09:07	09/04/20 11:47	95-49-8	
4-Chlorotoluene	ND	ug/kg	7.5	1	09/04/20 09:07	09/04/20 11:47	106-43-4	
1,2-Dibromo-3-chloropropane	ND	ug/kg	7.5	1	09/04/20 09:07	09/04/20 11:47	96-12-8	
Dibromochloromethane	ND	ug/kg	7.5	1	09/04/20 09:07	09/04/20 11:47	124-48-1	
1,2-Dibromoethane (EDB)	ND	ug/kg	7.5	1	09/04/20 09:07	09/04/20 11:47	106-93-4	
Dibromomethane	ND	ug/kg	7.5	1	09/04/20 09:07	09/04/20 11:47	74-95-3	
1,2-Dichlorobenzene	ND	ug/kg	7.5	1	09/04/20 09:07	09/04/20 11:47	95-50-1	
1,3-Dichlorobenzene	ND	ug/kg	7.5	1	09/04/20 09:07	09/04/20 11:47	541-73-1	
1,4-Dichlorobenzene	ND	ug/kg	7.5	1	09/04/20 09:07	09/04/20 11:47	106-46-7	
Dichlorodifluoromethane	ND	ug/kg	14.9	1	09/04/20 09:07	09/04/20 11:47	75-71-8	
1,1-Dichloroethane	ND	ug/kg	7.5	1	09/04/20 09:07	09/04/20 11:47	75-34-3	
1,2-Dichloroethane	ND	ug/kg	7.5	1	09/04/20 09:07	09/04/20 11:47	107-06-2	
1,1-Dichloroethene	ND	ug/kg	7.5	1	09/04/20 09:07	09/04/20 11:47	75-35-4	
cis-1,2-Dichloroethene	ND	ug/kg	7.5	1	09/04/20 09:07	09/04/20 11:47	156-59-2	
trans-1,2-Dichloroethene	ND	ug/kg	7.5	1	09/04/20 09:07	09/04/20 11:47	156-60-5	
1,2-Dichloropropane	ND	ug/kg	7.5	1	09/04/20 09:07	09/04/20 11:47	78-87-5	
1,3-Dichloropropane	ND	ug/kg	7.5	1	09/04/20 09:07	09/04/20 11:47	142-28-9	
2,2-Dichloropropane	ND	ug/kg	7.5	1	09/04/20 09:07	09/04/20 11:47	594-20-7	
1,1-Dichloropropene	ND	ug/kg	7.5	1	09/04/20 09:07	09/04/20 11:47	563-58-6	

REPORT OF LABORATORY ANALYSIS

This report shall not be reproduced, except in full,
without the written consent of Pace Analytical Services, LLC.

Pace Analytical Services, LLC
9800 Kincey Ave. Suite 100
Huntersville, NC 28078
(704)875-9092

ANALYTICAL RESULTS

Project: Colonial Pipeline (9/2 Soil)
Pace Project No.: 92493861

Sample: BH-04 (27.5-29) **Lab ID: 92493861004** Collected: 09/02/20 00:00 Received: 09/03/20 13:15 Matrix: Solid

Results reported on a "dry weight" basis and are adjusted for percent moisture, sample size and any dilutions.

Parameters	Results	Units	Report Limit	DF	Prepared	Analyzed	CAS No.	Qual
8260D/5035A/5030B Volatiles	Analytical Method: EPA 8260D Preparation Method: EPA 5035A/5030B Pace Analytical Services - Charlotte							
cis-1,3-Dichloropropene	ND	ug/kg	7.5	1	09/04/20 09:07	09/04/20 11:47	10061-01-5	
trans-1,3-Dichloropropene	ND	ug/kg	7.5	1	09/04/20 09:07	09/04/20 11:47	10061-02-6	
Diisopropyl ether	ND	ug/kg	7.5	1	09/04/20 09:07	09/04/20 11:47	108-20-3	
Ethylbenzene	ND	ug/kg	7.5	1	09/04/20 09:07	09/04/20 11:47	100-41-4	
Hexachloro-1,3-butadiene	ND	ug/kg	7.5	1	09/04/20 09:07	09/04/20 11:47	87-68-3	
2-Hexanone	ND	ug/kg	74.7	1	09/04/20 09:07	09/04/20 11:47	591-78-6	
Isopropylbenzene (Cumene)	ND	ug/kg	7.5	1	09/04/20 09:07	09/04/20 11:47	98-82-8	
p-Isopropyltoluene	ND	ug/kg	7.5	1	09/04/20 09:07	09/04/20 11:47	99-87-6	
Methylene Chloride	ND	ug/kg	29.9	1	09/04/20 09:07	09/04/20 11:47	75-09-2	
4-Methyl-2-pentanone (MIBK)	ND	ug/kg	74.7	1	09/04/20 09:07	09/04/20 11:47	108-10-1	
Methyl-tert-butyl ether	ND	ug/kg	7.5	1	09/04/20 09:07	09/04/20 11:47	1634-04-4	
Naphthalene	ND	ug/kg	7.5	1	09/04/20 09:07	09/04/20 11:47	91-20-3	
n-Propylbenzene	ND	ug/kg	7.5	1	09/04/20 09:07	09/04/20 11:47	103-65-1	
Styrene	ND	ug/kg	7.5	1	09/04/20 09:07	09/04/20 11:47	100-42-5	
1,1,1,2-Tetrachloroethane	ND	ug/kg	7.5	1	09/04/20 09:07	09/04/20 11:47	630-20-6	
1,1,2,2-Tetrachloroethane	ND	ug/kg	7.5	1	09/04/20 09:07	09/04/20 11:47	79-34-5	
Tetrachloroethene	ND	ug/kg	7.5	1	09/04/20 09:07	09/04/20 11:47	127-18-4	
Toluene	ND	ug/kg	7.5	1	09/04/20 09:07	09/04/20 11:47	108-88-3	IK
1,2,3-Trichlorobenzene	ND	ug/kg	7.5	1	09/04/20 09:07	09/04/20 11:47	87-61-6	
1,2,4-Trichlorobenzene	ND	ug/kg	7.5	1	09/04/20 09:07	09/04/20 11:47	120-82-1	
1,1,1-Trichloroethane	ND	ug/kg	7.5	1	09/04/20 09:07	09/04/20 11:47	71-55-6	
1,1,2-Trichloroethane	ND	ug/kg	7.5	1	09/04/20 09:07	09/04/20 11:47	79-00-5	
Trichloroethene	ND	ug/kg	7.5	1	09/04/20 09:07	09/04/20 11:47	79-01-6	
Trichlorofluoromethane	ND	ug/kg	7.5	1	09/04/20 09:07	09/04/20 11:47	75-69-4	
1,2,3-Trichloropropane	ND	ug/kg	7.5	1	09/04/20 09:07	09/04/20 11:47	96-18-4	
1,2,4-Trimethylbenzene	ND	ug/kg	7.5	1	09/04/20 09:07	09/04/20 11:47	95-63-6	
1,3,5-Trimethylbenzene	ND	ug/kg	7.5	1	09/04/20 09:07	09/04/20 11:47	108-67-8	
Vinyl acetate	ND	ug/kg	74.7	1	09/04/20 09:07	09/04/20 11:47	108-05-4	
Vinyl chloride	ND	ug/kg	14.9	1	09/04/20 09:07	09/04/20 11:47	75-01-4	
Xylene (Total)	ND	ug/kg	14.9	1	09/04/20 09:07	09/04/20 11:47	1330-20-7	
m&p-Xylene	ND	ug/kg	14.9	1	09/04/20 09:07	09/04/20 11:47	179601-23-1	
o-Xylene	ND	ug/kg	7.5	1	09/04/20 09:07	09/04/20 11:47	95-47-6	
Surrogates								
Toluene-d8 (S)	95	%	70-130	1	09/04/20 09:07	09/04/20 11:47	2037-26-5	
4-Bromofluorobenzene (S)	98	%	70-130	1	09/04/20 09:07	09/04/20 11:47	460-00-4	
1,2-Dichloroethane-d4 (S)	96	%	70-132	1	09/04/20 09:07	09/04/20 11:47	17060-07-0	
Percent Moisture	Analytical Method: ASTM D2974-87 Pace Analytical Services - Charlotte							
Percent Moisture	**13.1**	%	0.10	1		09/03/20 18:33		
Total Solids 2540 G-2011	Analytical Method: SM 2540G Preparation Method: SM 2540 G Pace National - Mt. Juliet							
Total Solids	**87.9**	%		1	09/04/20 12:04	09/04/20 12:11		

REPORT OF LABORATORY ANALYSIS

This report shall not be reproduced, except in full,
without the written consent of Pace Analytical Services, LLC.

Pace Analytical Services, LLC
9800 Kincey Ave. Suite 100
Huntersville, NC 28078
(704)875-9092

ANALYTICAL RESULTS

Project: Colonial Pipeline (9/2 Soil)
Pace Project No.: 92493861

Sample: TB-1 **Lab ID: 92493861005** Collected: 09/02/20 00:00 Received: 09/03/20 13:15 Matrix: Water

Parameters	Results	Units	Report Limit	DF	Prepared	Analyzed	CAS No.	Qual
8260D MSV Low Level	Analytical Method: EPA 8260D Pace Analytical Services - Charlotte							
Acetone	ND	ug/L	25.0	1		09/04/20 14:24	67-64-1	
Benzene	ND	ug/L	1.0	1		09/04/20 14:24	71-43-2	
Bromobenzene	ND	ug/L	1.0	1		09/04/20 14:24	108-86-1	
Bromochloromethane	ND	ug/L	1.0	1		09/04/20 14:24	74-97-5	
Bromodichloromethane	ND	ug/L	1.0	1		09/04/20 14:24	75-27-4	
Bromoform	ND	ug/L	1.0	1		09/04/20 14:24	75-25-2	IK
Bromomethane	ND	ug/L	2.0	1		09/04/20 14:24	74-83-9	IH
2-Butanone (MEK)	ND	ug/L	5.0	1		09/04/20 14:24	78-93-3	
Carbon tetrachloride	ND	ug/L	1.0	1		09/04/20 14:24	56-23-5	
Chlorobenzene	ND	ug/L	1.0	1		09/04/20 14:24	108-90-7	
Chloroethane	ND	ug/L	1.0	1		09/04/20 14:24	75-00-3	
Chloroform	ND	ug/L	5.0	1		09/04/20 14:24	67-66-3	
Chloromethane	ND	ug/L	1.0	1		09/04/20 14:24	74-87-3	
2-Chlorotoluene	ND	ug/L	1.0	1		09/04/20 14:24	95-49-8	
4-Chlorotoluene	ND	ug/L	1.0	1		09/04/20 14:24	106-43-4	
1,2-Dibromo-3-chloropropane	ND	ug/L	5.0	1		09/04/20 14:24	96-12-8	
Dibromochloromethane	ND	ug/L	1.0	1		09/04/20 14:24	124-48-1	
1,2-Dibromoethane (EDB)	ND	ug/L	1.0	1		09/04/20 14:24	106-93-4	
Dibromomethane	ND	ug/L	1.0	1		09/04/20 14:24	74-95-3	
1,2-Dichlorobenzene	ND	ug/L	1.0	1		09/04/20 14:24	95-50-1	
1,3-Dichlorobenzene	ND	ug/L	1.0	1		09/04/20 14:24	541-73-1	
1,4-Dichlorobenzene	ND	ug/L	1.0	1		09/04/20 14:24	106-46-7	
Dichlorodifluoromethane	ND	ug/L	1.0	1		09/04/20 14:24	75-71-8	
1,1-Dichloroethane	ND	ug/L	1.0	1		09/04/20 14:24	75-34-3	
1,2-Dichloroethane	ND	ug/L	1.0	1		09/04/20 14:24	107-06-2	
1,1-Dichloroethene	ND	ug/L	1.0	1		09/04/20 14:24	75-35-4	
cis-1,2-Dichloroethene	ND	ug/L	1.0	1		09/04/20 14:24	156-59-2	
trans-1,2-Dichloroethene	ND	ug/L	1.0	1		09/04/20 14:24	156-60-5	
1,2-Dichloropropane	ND	ug/L	1.0	1		09/04/20 14:24	78-87-5	
1,3-Dichloropropane	ND	ug/L	1.0	1		09/04/20 14:24	142-28-9	
2,2-Dichloropropane	ND	ug/L	1.0	1		09/04/20 14:24	594-20-7	
1,1-Dichloropropene	ND	ug/L	1.0	1		09/04/20 14:24	563-58-6	
cis-1,3-Dichloropropene	ND	ug/L	1.0	1		09/04/20 14:24	10061-01-5	
trans-1,3-Dichloropropene	ND	ug/L	1.0	1		09/04/20 14:24	10061-02-6	
Diisopropyl ether	ND	ug/L	1.0	1		09/04/20 14:24	108-20-3	
Ethylbenzene	ND	ug/L	1.0	1		09/04/20 14:24	100-41-4	
Hexachloro-1,3-butadiene	ND	ug/L	1.0	1		09/04/20 14:24	87-68-3	
2-Hexanone	ND	ug/L	5.0	1		09/04/20 14:24	591-78-6	
p-Isopropyltoluene	ND	ug/L	1.0	1		09/04/20 14:24	99-87-6	
Methylene Chloride	ND	ug/L	5.0	1		09/04/20 14:24	75-09-2	
4-Methyl-2-pentanone (MIBK)	ND	ug/L	5.0	1		09/04/20 14:24	108-10-1	
Methyl-tert-butyl ether	ND	ug/L	1.0	1		09/04/20 14:24	1634-04-4	
Naphthalene	ND	ug/L	1.0	1		09/04/20 14:24	91-20-3	
Styrene	ND	ug/L	1.0	1		09/04/20 14:24	100-42-5	
1,1,1,2-Tetrachloroethane	ND	ug/L	1.0	1		09/04/20 14:24	630-20-6	
1,1,2,2-Tetrachloroethane	ND	ug/L	1.0	1		09/04/20 14:24	79-34-5	

REPORT OF LABORATORY ANALYSIS

This report shall not be reproduced, except in full,
without the written consent of Pace Analytical Services, LLC.

Pace Analytical Services, LLC
9800 Kincey Ave. Suite 100
Huntersville, NC 28078
(704)875-9092

ANALYTICAL RESULTS

Project: Colonial Pipeline (9/2 Soil)
Pace Project No.: 92493861

Sample: TB-1 **Lab ID: 92493861005** Collected: 09/02/20 00:00 Received: 09/03/20 13:15 Matrix: Water

Parameters	Results	Units	Report Limit	DF	Prepared	Analyzed	CAS No.	Qual
8260D MSV Low Level	Analytical Method: EPA 8260D Pace Analytical Services - Charlotte							
Tetrachloroethene	ND	ug/L	1.0	1		09/04/20 14:24	127-18-4	
Toluene	ND	ug/L	1.0	1		09/04/20 14:24	108-88-3	
1,2,3-Trichlorobenzene	ND	ug/L	1.0	1		09/04/20 14:24	87-61-6	
1,2,4-Trichlorobenzene	ND	ug/L	1.0	1		09/04/20 14:24	120-82-1	
1,1,1-Trichloroethane	ND	ug/L	1.0	1		09/04/20 14:24	71-55-6	
1,1,2-Trichloroethane	ND	ug/L	1.0	1		09/04/20 14:24	79-00-5	
Trichloroethene	ND	ug/L	1.0	1		09/04/20 14:24	79-01-6	
Trichlorofluoromethane	ND	ug/L	1.0	1		09/04/20 14:24	75-69-4	
1,2,3-Trichloropropane	ND	ug/L	1.0	1		09/04/20 14:24	96-18-4	
Vinyl acetate	ND	ug/L	2.0	1		09/04/20 14:24	108-05-4	
Vinyl chloride	ND	ug/L	1.0	1		09/04/20 14:24	75-01-4	
Xylene (Total)	ND	ug/L	1.0	1		09/04/20 14:24	1330-20-7	
m&p-Xylene	ND	ug/L	2.0	1		09/04/20 14:24	179601-23-1	
o-Xylene	ND	ug/L	1.0	1		09/04/20 14:24	95-47-6	
Surrogates								
4-Bromofluorobenzene (S)	107	%	70-130	1		09/04/20 14:24	460-00-4	
1,2-Dichloroethane-d4 (S)	100	%	70-130	1		09/04/20 14:24	17060-07-0	
Toluene-d8 (S)	100	%	70-130	1		09/04/20 14:24	2037-26-5	

REPORT OF LABORATORY ANALYSIS

This report shall not be reproduced, except in full,
without the written consent of Pace Analytical Services, LLC.

Pace Analytical Services, LLC
9800 Kincey Ave. Suite 100
Huntersville, NC 28078
(704)875-9092

QUALITY CONTROL DATA

Project: Colonial Pipeline (9/2 Soil)
Pace Project No.: 92493861

QC Batch: 1538252 Analysis Method: MADEP VPH
QC Batch Method: MADEPV Analysis Description: MADEPV
Laboratory: Pace National - Mt. Juliet
Associated Lab Samples: 92493861001, 92493861002, 92493861003, 92493861004

METHOD BLANK: R3567502-3 Matrix: Solid
Associated Lab Samples: 92493861001, 92493861002, 92493861003, 92493861004

Parameter	Units	Blank Result	Reporting Limit	Analyzed	Qualifiers
Aliphatic (C05-C08)	mg/kg	ND	5.00	09/04/20 11:53	
Aliphatic (C09-C12)	mg/kg	ND	5.00	09/04/20 11:53	
Aromatic (C09-C10),Unadjusted	mg/kg	ND	5.00	09/04/20 11:53	
Total VPH	mg/kg	ND	5.00	09/04/20 11:53	
2,5-Dibromotoluene (FID)	%	87.9	70.0-130	09/04/20 11:53	
2,5-Dibromotoluene (PID)	%	82.8	70.0-130	09/04/20 11:53	

LABORATORY CONTROL SAMPLE & LCSD: R3567502-1 R3567502-2

Parameter	Units	Spike Conc.	LCS Result	LCSD Result	LCS % Rec	LCSD % Rec	% Rec Limits	RPD	Max RPD	Qualifiers
Aliphatic (C05-C08)	mg/kg	60.0	67.2	63.0	112	105	70.0-130	6.45	25	
Aliphatic (C09-C12)	mg/kg	70.0	74.7	71.0	107	101	70.0-130	5.08	25	
Aromatic (C09-C10),Unadjusted	mg/kg	10.0	9.75	9.39	97.5	93.9	70.0-130	3.76	25	
Total VPH	mg/kg	140	152	143	109	102	70.0-130	6.10	25	
2,5-Dibromotoluene (FID)	%				92.7	96.3	70.0-130			
2,5-Dibromotoluene (PID)	%				87.9	91.6	70.0-130			

Results presented on this page are in the units indicated by the "Units" column except where an alternate unit is presented to the right of the result.

REPORT OF LABORATORY ANALYSIS

This report shall not be reproduced, except in full,
without the written consent of Pace Analytical Services, LLC.

Pace Analytical Services, LLC
9800 Kincey Ave. Suite 100
Huntersville, NC 28078
(704)875-9092

QUALITY CONTROL DATA

Project: Colonial Pipeline (9/2 Soil)
Pace Project No.: 92493861

QC Batch: 564553 | Analysis Method: EPA 8260D
QC Batch Method: EPA 5035A/5030B | Analysis Description: 8260D 5035A 5030B
Laboratory: Pace Analytical Services - Charlotte
Associated Lab Samples: 92493861001, 92493861002, 92493861003, 92493861004

METHOD BLANK: 2992448 Matrix: Solid
Associated Lab Samples: 92493861001, 92493861002, 92493861003, 92493861004

Parameter	Units	Blank Result	Reporting Limit	Analyzed	Qualifiers
1,1,1,2-Tetrachloroethane	ug/kg	ND	5.0	09/04/20 09:56	
1,1,1-Trichloroethane	ug/kg	ND	5.0	09/04/20 09:56	
1,1,2,2-Tetrachloroethane	ug/kg	ND	5.0	09/04/20 09:56	
1,1,2-Trichloroethane	ug/kg	ND	5.0	09/04/20 09:56	
1,1-Dichloroethane	ug/kg	ND	5.0	09/04/20 09:56	
1,1-Dichloroethene	ug/kg	ND	5.0	09/04/20 09:56	
1,1-Dichloropropene	ug/kg	ND	5.0	09/04/20 09:56	
1,2,3-Trichlorobenzene	ug/kg	ND	5.0	09/04/20 09:56	
1,2,3-Trichloropropane	ug/kg	ND	5.0	09/04/20 09:56	
1,2,4-Trichlorobenzene	ug/kg	ND	5.0	09/04/20 09:56	
1,2,4-Trimethylbenzene	ug/kg	ND	5.0	09/04/20 09:56	
1,2-Dibromo-3-chloropropane	ug/kg	ND	5.0	09/04/20 09:56	
1,2-Dibromoethane (EDB)	ug/kg	ND	5.0	09/04/20 09:56	
1,2-Dichlorobenzene	ug/kg	ND	5.0	09/04/20 09:56	
1,2-Dichloroethane	ug/kg	ND	5.0	09/04/20 09:56	
1,2-Dichloropropane	ug/kg	ND	5.0	09/04/20 09:56	
1,3,5-Trimethylbenzene	ug/kg	ND	5.0	09/04/20 09:56	
1,3-Dichlorobenzene	ug/kg	ND	5.0	09/04/20 09:56	
1,3-Dichloropropane	ug/kg	ND	5.0	09/04/20 09:56	
1,4-Dichlorobenzene	ug/kg	ND	5.0	09/04/20 09:56	
2,2-Dichloropropane	ug/kg	ND	5.0	09/04/20 09:56	
2-Butanone (MEK)	ug/kg	ND	100	09/04/20 09:56	
2-Chlorotoluene	ug/kg	ND	5.0	09/04/20 09:56	
2-Hexanone	ug/kg	ND	50.0	09/04/20 09:56	
4-Chlorotoluene	ug/kg	ND	5.0	09/04/20 09:56	
4-Methyl-2-pentanone (MIBK)	ug/kg	ND	50.0	09/04/20 09:56	
Acetone	ug/kg	ND	100	09/04/20 09:56	
Benzene	ug/kg	ND	5.0	09/04/20 09:56	
Bromobenzene	ug/kg	ND	5.0	09/04/20 09:56	
Bromochloromethane	ug/kg	ND	5.0	09/04/20 09:56	
Bromodichloromethane	ug/kg	ND	5.0	09/04/20 09:56	
Bromoform	ug/kg	ND	5.0	09/04/20 09:56	
Bromomethane	ug/kg	ND	10.0	09/04/20 09:56	
Carbon tetrachloride	ug/kg	ND	5.0	09/04/20 09:56	
Chlorobenzene	ug/kg	ND	5.0	09/04/20 09:56	
Chloroethane	ug/kg	ND	10.0	09/04/20 09:56	
Chloroform	ug/kg	ND	5.0	09/04/20 09:56	
Chloromethane	ug/kg	ND	10.0	09/04/20 09:56	
cis-1,2-Dichloroethene	ug/kg	ND	5.0	09/04/20 09:56	
cis-1,3-Dichloropropene	ug/kg	ND	5.0	09/04/20 09:56	

Results presented on this page are in the units indicated by the "Units" column except where an alternate unit is presented to the right of the result.

REPORT OF LABORATORY ANALYSIS

This report shall not be reproduced, except in full,
without the written consent of Pace Analytical Services, LLC.

Pace Analytical Services, LLC
9800 Kincey Ave. Suite 100
Huntersville, NC 28078
(704)875-9092

QUALITY CONTROL DATA

Project: Colonial Pipeline (9/2 Soil)
Pace Project No.: 92493861

METHOD BLANK: 2992448 Matrix: Solid
Associated Lab Samples: 92493861001, 92493861002, 92493861003, 92493861004

Parameter	Units	Blank Result	Reporting Limit	Analyzed	Qualifiers
Dibromochloromethane	ug/kg	ND	5.0	09/04/20 09:56	
Dibromomethane	ug/kg	ND	5.0	09/04/20 09:56	
Dichlorodifluoromethane	ug/kg	ND	10.0	09/04/20 09:56	
Diisopropyl ether	ug/kg	ND	5.0	09/04/20 09:56	
Ethylbenzene	ug/kg	ND	5.0	09/04/20 09:56	
Hexachloro-1,3-butadiene	ug/kg	ND	5.0	09/04/20 09:56	
Isopropylbenzene (Cumene)	ug/kg	ND	5.0	09/04/20 09:56	
m&p-Xylene	ug/kg	ND	10.0	09/04/20 09:56	
Methyl-tert-butyl ether	ug/kg	ND	5.0	09/04/20 09:56	
Methylene Chloride	ug/kg	ND	20.0	09/04/20 09:56	
n-Butylbenzene	ug/kg	ND	5.0	09/04/20 09:56	
n-Propylbenzene	ug/kg	ND	5.0	09/04/20 09:56	
Naphthalene	ug/kg	ND	5.0	09/04/20 09:56	
o-Xylene	ug/kg	ND	5.0	09/04/20 09:56	
p-Isopropyltoluene	ug/kg	ND	5.0	09/04/20 09:56	
sec-Butylbenzene	ug/kg	ND	5.0	09/04/20 09:56	
Styrene	ug/kg	ND	5.0	09/04/20 09:56	
tert-Butylbenzene	ug/kg	ND	5.0	09/04/20 09:56	
Tetrachloroethene	ug/kg	ND	5.0	09/04/20 09:56	
Toluene	ug/kg	ND	5.0	09/04/20 09:56	IK
trans-1,2-Dichloroethene	ug/kg	ND	5.0	09/04/20 09:56	
trans-1,3-Dichloropropene	ug/kg	ND	5.0	09/04/20 09:56	
Trichloroethene	ug/kg	ND	5.0	09/04/20 09:56	
Trichlorofluoromethane	ug/kg	ND	5.0	09/04/20 09:56	
Vinyl acetate	ug/kg	ND	50.0	09/04/20 09:56	
Vinyl chloride	ug/kg	ND	10.0	09/04/20 09:56	
Xylene (Total)	ug/kg	ND	10.0	09/04/20 09:56	
1,2-Dichloroethane-d4 (S)	%	104	70-132	09/04/20 09:56	
4-Bromofluorobenzene (S)	%	102	70-130	09/04/20 09:56	
Toluene-d8 (S)	%	99	70-130	09/04/20 09:56	

LABORATORY CONTROL SAMPLE: 2992449

Parameter	Units	Spike Conc.	LCS Result	LCS % Rec	% Rec Limits	Qualifiers
1,1,1,2-Tetrachloroethane	ug/kg	1250	1300	104	70-130	
1,1,1-Trichloroethane	ug/kg	1250	1250	100	70-130	
1,1,2,2-Tetrachloroethane	ug/kg	1250	1200	96	55-130	
1,1,2-Trichloroethane	ug/kg	1250	1210	97	70-130	
1,1-Dichloroethane	ug/kg	1250	1170	93	68-130	
1,1-Dichloroethene	ug/kg	1250	1230	99	70-130	
1,1-Dichloropropene	ug/kg	1250	1200	96	70-130	
1,2,3-Trichlorobenzene	ug/kg	1250	1220	98	70-130	
1,2,3-Trichloropropane	ug/kg	1250	1140	91	70-130	
1,2,4-Trichlorobenzene	ug/kg	1250	1240	99	70-130	

Results presented on this page are in the units indicated by the "Units" column except where an alternate unit is presented to the right of the result.

REPORT OF LABORATORY ANALYSIS

This report shall not be reproduced, except in full,
without the written consent of Pace Analytical Services, LLC.

Pace Analytical Services, LLC
9800 Kincey Ave. Suite 100
Huntersville, NC 28078
(704)875-9092

QUALITY CONTROL DATA

Project: Colonial Pipeline (9/2 Soil)
Pace Project No.: 92493861

LABORATORY CONTROL SAMPLE: 2992449

Parameter	Units	Spike Conc.	LCS Result	LCS % Rec	% Rec Limits	Qualifiers
1,2,4-Trimethylbenzene	ug/kg	1250	1230	98	69-130	
1,2-Dibromo-3-chloropropane	ug/kg	1250	1160	93	57-141	
1,2-Dibromoethane (EDB)	ug/kg	1250	1280	102	70-130	
1,2-Dichlorobenzene	ug/kg	1250	1240	99	70-130	
1,2-Dichloroethane	ug/kg	1250	1040	83	70-130	
1,2-Dichloropropane	ug/kg	1250	1200	96	70-130	
1,3,5-Trimethylbenzene	ug/kg	1250	1240	99	70-130	
1,3-Dichlorobenzene	ug/kg	1250	1210	97	70-130	
1,3-Dichloropropane	ug/kg	1250	1240	99	70-130	
1,4-Dichlorobenzene	ug/kg	1250	1180	94	70-130	
2,2-Dichloropropane	ug/kg	1250	1210	97	70-130	
2-Butanone (MEK)	ug/kg	2500	2140	86	60-130	
2-Chlorotoluene	ug/kg	1250	1250	100	70-130	
2-Hexanone	ug/kg	2500	2400	96	70-132	
4-Chlorotoluene	ug/kg	1250	1220	98	70-130	
4-Methyl-2-pentanone (MIBK)	ug/kg	2500	2300	92	69-130	
Acetone	ug/kg	2500	2030	81	49-148	
Benzene	ug/kg	1250	1160	93	70-130	
Bromobenzene	ug/kg	1250	1230	99	70-130	
Bromochloromethane	ug/kg	1250	1190	95	70-130	
Bromodichloromethane	ug/kg	1250	1190	95	70-130	
Bromoform	ug/kg	1250	1160	93	68-136	
Bromomethane	ug/kg	1250	1050	84	60-140	
Carbon tetrachloride	ug/kg	1250	1320	106	70-130	
Chlorobenzene	ug/kg	1250	1240	99	70-130	
Chloroethane	ug/kg	1250	1110	89	51-147	
Chloroform	ug/kg	1250	1160	93	70-130	
Chloromethane	ug/kg	1250	905	72	48-130	
cis-1,2-Dichloroethene	ug/kg	1250	1160	93	70-130	
cis-1,3-Dichloropropene	ug/kg	1250	1230	99	70-130	
Dibromochloromethane	ug/kg	1250	1310	105	70-130	
Dibromomethane	ug/kg	1250	1160	93	70-130	
Dichlorodifluoromethane	ug/kg	1250	1080	86	49-130	
Diisopropyl ether	ug/kg	1250	1100	88	66-130	
Ethylbenzene	ug/kg	1250	1160	93	70-130	
Hexachloro-1,3-butadiene	ug/kg	1250	1220	98	70-130	
Isopropylbenzene (Cumene)	ug/kg	1250	1280	102	70-130	
m&p-Xylene	ug/kg	2500	2430	97	70-130	
Methyl-tert-butyl ether	ug/kg	1250	1150	92	70-130	
Methylene Chloride	ug/kg	1250	993	79	50-137	
n-Butylbenzene	ug/kg	1250	1250	100	70-130	
n-Propylbenzene	ug/kg	1250	1250	100	70-130	
Naphthalene	ug/kg	1250	1200	96	70-131	
o-Xylene	ug/kg	1250	1250	100	70-130	
p-Isopropyltoluene	ug/kg	1250	1220	98	70-130	
sec-Butylbenzene	ug/kg	1250	1250	100	70-130	
Styrene	ug/kg	1250	1330	106	70-130	

Results presented on this page are in the units indicated by the "Units" column except where an alternate unit is presented to the right of the result.

REPORT OF LABORATORY ANALYSIS

This report shall not be reproduced, except in full,
without the written consent of Pace Analytical Services, LLC.

Pace Analytical Services, LLC
9800 Kincey Ave. Suite 100
Huntersville, NC 28078
(704)875-9092

QUALITY CONTROL DATA

Project: Colonial Pipeline (9/2 Soil)
Pace Project No.: 92493861

LABORATORY CONTROL SAMPLE: 2992449

Parameter	Units	Spike Conc.	LCS Result	LCS % Rec	% Rec Limits	Qualifiers
tert-Butylbenzene	ug/kg	1250	1170	94	69-130	
Tetrachloroethene	ug/kg	1250	1370	109	56-130	
Toluene	ug/kg	1250	1120	90	70-130	IK
trans-1,2-Dichloroethene	ug/kg	1250	1210	97	70-130	
trans-1,3-Dichloropropene	ug/kg	1250	1220	98	70-130	
Trichloroethene	ug/kg	1250	1290	103	70-141	
Trichlorofluoromethane	ug/kg	1250	1180	95	67-130	
Vinyl acetate	ug/kg	2500	2270	91	10-136	
Vinyl chloride	ug/kg	1250	971	78	67-130	
Xylene (Total)	ug/kg	3750	3680	98	70-130	
1,2-Dichloroethane-d4 (S)	%			95	70-132	
4-Bromofluorobenzene (S)	%			101	70-130	
Toluene-d8 (S)	%			96	70-130	

MATRIX SPIKE SAMPLE: 2992451

Parameter	Units	92493861002 Result	Spike Conc.	MS Result	MS % Rec	% Rec Limits	Qualifiers
1,1,1,2-Tetrachloroethane	ug/kg	ND	693	528	76	52-133	
1,1,1-Trichloroethane	ug/kg	ND	693	545	79	49-137	
1,1,2,2-Tetrachloroethane	ug/kg	ND	693	475	69	39-150	
1,1,2-Trichloroethane	ug/kg	ND	693	497	72	48-140	
1,1-Dichloroethane	ug/kg	ND	693	458	66	46-135	
1,1-Dichloroethene	ug/kg	ND	693	442	64	38-149	
1,1-Dichloropropene	ug/kg	ND	693	535	77	41-140	
1,2,3-Trichlorobenzene	ug/kg	ND	693	511	74	10-158	
1,2,3-Trichloropropane	ug/kg	ND	693	462	67	33-157	
1,2,4-Trichlorobenzene	ug/kg	ND	693	560	81	10-155	
1,2,4-Trimethylbenzene	ug/kg	ND	693	551	79	24-154	
1,2-Dibromo-3-chloropropane	ug/kg	ND	693	399	58	33-158	
1,2-Dibromoethane (EDB)	ug/kg	ND	693	485	70	40-136	
1,2-Dichlorobenzene	ug/kg	ND	693	541	78	27-146	
1,2-Dichloroethane	ug/kg	ND	693	432	62	49-140	
1,2-Dichloropropane	ug/kg	ND	693	496	72	44-143	
1,3,5-Trimethylbenzene	ug/kg	ND	693	543	78	40-144	
1,3-Dichlorobenzene	ug/kg	ND	693	541	78	33-140	
1,3-Dichloropropane	ug/kg	ND	693	486	70	47-147	
1,4-Dichlorobenzene	ug/kg	ND	693	527	76	35-139	
2,2-Dichloropropane	ug/kg	ND	693	226	33	41-140	M1
2-Butanone (MEK)	ug/kg	ND	1390	670	48	10-181	
2-Chlorotoluene	ug/kg	ND	693	549	79	38-147	
2-Hexanone	ug/kg	ND	1390	469	34	18-169	
4-Chlorotoluene	ug/kg	ND	693	540	78	36-145	
4-Methyl-2-pentanone (MIBK)	ug/kg	ND	1390	877	63	16-175	
Acetone	ug/kg	ND	1390	527	38	10-200	
Benzene	ug/kg	ND	693	494	71	46-136	

Results presented on this page are in the units indicated by the "Units" column except where an alternate unit is presented to the right of the result.

REPORT OF LABORATORY ANALYSIS

This report shall not be reproduced, except in full,
without the written consent of Pace Analytical Services, LLC.

Pace Analytical Services, LLC
9800 Kincey Ave. Suite 100
Huntersville, NC 28078
(704)875-9092

QUALITY CONTROL DATA

Project: Colonial Pipeline (9/2 Soil)
Pace Project No.: 92493861

MATRIX SPIKE SAMPLE: 2992451

Parameter	Units	92493861002 Result	Spike Conc.	MS Result	MS % Rec	% Rec Limits	Qualifiers
Bromobenzene	ug/kg	ND	693	512	74	38-149	
Bromochloromethane	ug/kg	ND	693	491	71	44-142	
Bromodichloromethane	ug/kg	ND	693	476	69	41-140	
Bromoform	ug/kg	ND	693	432	62	34-145	
Bromomethane	ug/kg	ND	693	693	100	14-162	
Carbon tetrachloride	ug/kg	ND	693	561	81	44-141	
Chlorobenzene	ug/kg	ND	693	530	76	39-141	
Chloroethane	ug/kg	ND	693	287	41	10-182	
Chloroform	ug/kg	ND	693	456	66	45-140	
Chloromethane	ug/kg	ND	693	496	72	19-149	
cis-1,2-Dichloroethene	ug/kg	ND	693	476	69	38-150	
cis-1,3-Dichloropropene	ug/kg	ND	693	488	70	30-144	
Dibromochloromethane	ug/kg	ND	693	507	73	36-145	
Dibromomethane	ug/kg	ND	693	456	66	41-145	
Dichlorodifluoromethane	ug/kg	ND	693	520	75	16-146	
Diisopropyl ether	ug/kg	ND	693	452	65	41-143	
Ethylbenzene	ug/kg	ND	693	507	73	35-144	
Hexachloro-1,3-butadiene	ug/kg	ND	693	553	80	10-160	
Isopropylbenzene (Cumene)	ug/kg	ND	693	573	83	30-152	
m&p-Xylene	ug/kg	ND	1390	1050	76	33-145	
Methyl-tert-butyl ether	ug/kg	ND	693	476	69	49-140	
Methylene Chloride	ug/kg	ND	693	421	61	10-174	
n-Butylbenzene	ug/kg	ND	693	577	83	10-160	
n-Propylbenzene	ug/kg	ND	693	556	80	24-159	
Naphthalene	ug/kg	ND	693	434	63	10-171	
o-Xylene	ug/kg	ND	693	533	77	31-150	
p-Isopropyltoluene	ug/kg	ND	693	544	79	21-154	
sec-Butylbenzene	ug/kg	ND	693	585	84	19-159	
Styrene	ug/kg	ND	693	538	78	15-152	
tert-Butylbenzene	ug/kg	ND	693	534	77	31-141	
Tetrachloroethene	ug/kg	ND	693	612	88	19-141	
Toluene	ug/kg	ND	693	474	68	31-146	IK
trans-1,2-Dichloroethene	ug/kg	ND	693	519	75	28-157	
trans-1,3-Dichloropropene	ug/kg	ND	693	458	66	25-146	
Trichloroethene	ug/kg	ND	693	550	79	34-149	
Trichlorofluoromethane	ug/kg	ND	693	221	32	10-167	
Vinyl acetate	ug/kg	ND	1390	824	59	10-200	
Vinyl chloride	ug/kg	ND	693	430	62	36-155	
Xylene (Total)	ug/kg	ND	2080	1590	76	29-148	
1,2-Dichloroethane-d4 (S)	%				102	70-132	
4-Bromofluorobenzene (S)	%				101	70-130	
Toluene-d8 (S)	%				98	70-130	

Results presented on this page are in the units indicated by the "Units" column except where an alternate unit is presented to the right of the result.

REPORT OF LABORATORY ANALYSIS

This report shall not be reproduced, except in full,
without the written consent of Pace Analytical Services, LLC.

Pace Analytical Services, LLC
9800 Kincey Ave. Suite 100
Huntersville, NC 28078
(704)875-9092

QUALITY CONTROL DATA

Project: Colonial Pipeline (9/2 Soil)
Pace Project No.: 92493861

SAMPLE DUPLICATE: 2992450

Parameter	Units	92493861001 Result	Dup Result	RPD	Qualifiers
1,1,1,2-Tetrachloroethane	ug/kg	ND	ND		
1,1,1-Trichloroethane	ug/kg	ND	ND		
1,1,2,2-Tetrachloroethane	ug/kg	ND	ND		
1,1,2-Trichloroethane	ug/kg	ND	ND		
1,1-Dichloroethane	ug/kg	ND	ND		
1,1-Dichloroethene	ug/kg	ND	ND		
1,1-Dichloropropene	ug/kg	ND	ND		
1,2,3-Trichlorobenzene	ug/kg	ND	ND		
1,2,3-Trichloropropane	ug/kg	ND	ND		
1,2,4-Trichlorobenzene	ug/kg	ND	ND		
1,2,4-Trimethylbenzene	ug/kg	ND	ND		
1,2-Dibromo-3-chloropropane	ug/kg	ND	ND		
1,2-Dibromoethane (EDB)	ug/kg	ND	ND		
1,2-Dichlorobenzene	ug/kg	ND	ND		
1,2-Dichloroethane	ug/kg	ND	ND		
1,2-Dichloropropane	ug/kg	ND	ND		
1,3,5-Trimethylbenzene	ug/kg	ND	ND		
1,3-Dichlorobenzene	ug/kg	ND	ND		
1,3-Dichloropropane	ug/kg	ND	ND		
1,4-Dichlorobenzene	ug/kg	ND	ND		
2,2-Dichloropropane	ug/kg	ND	ND		
2-Butanone (MEK)	ug/kg	ND	ND		
2-Chlorotoluene	ug/kg	ND	ND		
2-Hexanone	ug/kg	ND	ND		
4-Chlorotoluene	ug/kg	ND	ND		
4-Methyl-2-pentanone (MIBK)	ug/kg	ND	ND		
Acetone	ug/kg	ND	ND		
Benzene	ug/kg	ND	ND		
Bromobenzene	ug/kg	ND	ND		
Bromochloromethane	ug/kg	ND	ND		
Bromodichloromethane	ug/kg	ND	ND		
Bromoform	ug/kg	ND	ND		
Bromomethane	ug/kg	ND	ND		
Carbon tetrachloride	ug/kg	ND	ND		
Chlorobenzene	ug/kg	ND	ND		
Chloroethane	ug/kg	ND	ND		
Chloroform	ug/kg	ND	ND		
Chloromethane	ug/kg	ND	ND		
cis-1,2-Dichloroethene	ug/kg	ND	ND		
cis-1,3-Dichloropropene	ug/kg	ND	ND		
Dibromochloromethane	ug/kg	ND	ND		
Dibromomethane	ug/kg	ND	ND		
Dichlorodifluoromethane	ug/kg	ND	ND		
Diisopropyl ether	ug/kg	ND	ND		
Ethylbenzene	ug/kg	ND	ND		
Hexachloro-1,3-butadiene	ug/kg	ND	ND		
Isopropylbenzene (Cumene)	ug/kg	ND	ND		

Results presented on this page are in the units indicated by the "Units" column except where an alternate unit is presented to the right of the result.

REPORT OF LABORATORY ANALYSIS

This report shall not be reproduced, except in full,
without the written consent of Pace Analytical Services, LLC.

Pace Analytical Services, LLC
9800 Kincey Ave. Suite 100
Huntersville, NC 28078
(704)875-9092

QUALITY CONTROL DATA

Project: Colonial Pipeline (9/2 Soil)
Pace Project No.: 92493861

SAMPLE DUPLICATE: 2992450

Parameter	Units	92493861001 Result	Dup Result	RPD	Qualifiers
m&p-Xylene	ug/kg	ND	ND		
Methyl-tert-butyl ether	ug/kg	ND	ND		
Methylene Chloride	ug/kg	ND	ND		
n-Butylbenzene	ug/kg	ND	ND		
n-Propylbenzene	ug/kg	ND	ND		
Naphthalene	ug/kg	ND	ND		
o-Xylene	ug/kg	ND	ND		
p-Isopropyltoluene	ug/kg	ND	ND		
sec-Butylbenzene	ug/kg	ND	ND		
Styrene	ug/kg	ND	ND		
tert-Butylbenzene	ug/kg	ND	ND		
Tetrachloroethene	ug/kg	ND	ND		
Toluene	ug/kg	ND	ND		IK
trans-1,2-Dichloroethene	ug/kg	ND	ND		
trans-1,3-Dichloropropene	ug/kg	ND	ND		
Trichloroethene	ug/kg	ND	ND		
Trichlorofluoromethane	ug/kg	ND	ND		
Vinyl acetate	ug/kg	ND	ND		
Vinyl chloride	ug/kg	ND	ND		
Xylene (Total)	ug/kg	ND	ND		
1,2-Dichloroethane-d4 (S)	%	99	100		
4-Bromofluorobenzene (S)	%	102	103		
Toluene-d8 (S)	%	99	98		

Results presented on this page are in the units indicated by the "Units" column except where an alternate unit is presented to the right of the result.

REPORT OF LABORATORY ANALYSIS

This report shall not be reproduced, except in full,
without the written consent of Pace Analytical Services, LLC.

Pace Analytical Services, LLC
9800 Kincey Ave. Suite 100
Huntersville, NC 28078
(704)875-9092

QUALITY CONTROL DATA

Project: Colonial Pipeline (9/2 Soil)
Pace Project No.: 92493861

QC Batch: 564627
QC Batch Method: EPA 8260D
Analysis Method: EPA 8260D
Analysis Description: 8260D MSV Low Level
Laboratory: Pace Analytical Services - Charlotte

Associated Lab Samples: 92493861005

METHOD BLANK: 2992777 Matrix: Water
Associated Lab Samples: 92493861005

Parameter	Units	Blank Result	Reporting Limit	Analyzed	Qualifiers
1,1,1,2-Tetrachloroethane	ug/L	ND	1.0	09/04/20 13:49	
1,1,1-Trichloroethane	ug/L	ND	1.0	09/04/20 13:49	
1,1,2,2-Tetrachloroethane	ug/L	ND	1.0	09/04/20 13:49	
1,1,2-Trichloroethane	ug/L	ND	1.0	09/04/20 13:49	
1,1-Dichloroethane	ug/L	ND	1.0	09/04/20 13:49	
1,1-Dichloroethene	ug/L	ND	1.0	09/04/20 13:49	
1,1-Dichloropropene	ug/L	ND	1.0	09/04/20 13:49	
1,2,3-Trichlorobenzene	ug/L	ND	1.0	09/04/20 13:49	
1,2,3-Trichloropropane	ug/L	ND	1.0	09/04/20 13:49	
1,2,4-Trichlorobenzene	ug/L	ND	1.0	09/04/20 13:49	
1,2-Dibromo-3-chloropropane	ug/L	ND	5.0	09/04/20 13:49	
1,2-Dibromoethane (EDB)	ug/L	ND	1.0	09/04/20 13:49	
1,2-Dichlorobenzene	ug/L	ND	1.0	09/04/20 13:49	
1,2-Dichloroethane	ug/L	ND	1.0	09/04/20 13:49	
1,2-Dichloropropane	ug/L	ND	1.0	09/04/20 13:49	
1,3-Dichlorobenzene	ug/L	ND	1.0	09/04/20 13:49	
1,3-Dichloropropane	ug/L	ND	1.0	09/04/20 13:49	
1,4-Dichlorobenzene	ug/L	ND	1.0	09/04/20 13:49	
2,2-Dichloropropane	ug/L	ND	1.0	09/04/20 13:49	
2-Butanone (MEK)	ug/L	ND	5.0	09/04/20 13:49	
2-Chlorotoluene	ug/L	ND	1.0	09/04/20 13:49	
2-Hexanone	ug/L	ND	5.0	09/04/20 13:49	
4-Chlorotoluene	ug/L	ND	1.0	09/04/20 13:49	
4-Methyl-2-pentanone (MIBK)	ug/L	ND	5.0	09/04/20 13:49	
Acetone	ug/L	ND	25.0	09/04/20 13:49	
Benzene	ug/L	ND	1.0	09/04/20 13:49	
Bromobenzene	ug/L	ND	1.0	09/04/20 13:49	
Bromochloromethane	ug/L	ND	1.0	09/04/20 13:49	
Bromodichloromethane	ug/L	ND	1.0	09/04/20 13:49	
Bromoform	ug/L	ND	1.0	09/04/20 13:49	IK
Bromomethane	ug/L	ND	2.0	09/04/20 13:49	IH
Carbon tetrachloride	ug/L	ND	1.0	09/04/20 13:49	
Chlorobenzene	ug/L	ND	1.0	09/04/20 13:49	
Chloroethane	ug/L	ND	1.0	09/04/20 13:49	
Chloroform	ug/L	ND	5.0	09/04/20 13:49	
Chloromethane	ug/L	ND	1.0	09/04/20 13:49	
cis-1,2-Dichloroethene	ug/L	ND	1.0	09/04/20 13:49	
cis-1,3-Dichloropropene	ug/L	ND	1.0	09/04/20 13:49	
Dibromochloromethane	ug/L	ND	1.0	09/04/20 13:49	
Dibromomethane	ug/L	ND	1.0	09/04/20 13:49	

Results presented on this page are in the units indicated by the "Units" column except where an alternate unit is presented to the right of the result.

REPORT OF LABORATORY ANALYSIS

This report shall not be reproduced, except in full,
without the written consent of Pace Analytical Services, LLC.

Pace Analytical Services, LLC
9800 Kincey Ave. Suite 100
Huntersville, NC 28078
(704)875-9092

QUALITY CONTROL DATA

Project: Colonial Pipeline (9/2 Soil)
Pace Project No.: 92493861

METHOD BLANK: 2992777 Matrix: Water
Associated Lab Samples: 92493861005

Parameter	Units	Blank Result	Reporting Limit	Analyzed	Qualifiers
Dichlorodifluoromethane	ug/L	ND	1.0	09/04/20 13:49	
Diisopropyl ether	ug/L	ND	1.0	09/04/20 13:49	
Ethylbenzene	ug/L	ND	1.0	09/04/20 13:49	
Hexachloro-1,3-butadiene	ug/L	ND	1.0	09/04/20 13:49	
m&p-Xylene	ug/L	ND	2.0	09/04/20 13:49	
Methyl-tert-butyl ether	ug/L	ND	1.0	09/04/20 13:49	
Methylene Chloride	ug/L	ND	5.0	09/04/20 13:49	
Naphthalene	ug/L	ND	1.0	09/04/20 13:49	
o-Xylene	ug/L	ND	1.0	09/04/20 13:49	
p-Isopropyltoluene	ug/L	ND	1.0	09/04/20 13:49	
Styrene	ug/L	ND	1.0	09/04/20 13:49	
Tetrachloroethene	ug/L	ND	1.0	09/04/20 13:49	
Toluene	ug/L	ND	1.0	09/04/20 13:49	
trans-1,2-Dichloroethene	ug/L	ND	1.0	09/04/20 13:49	
trans-1,3-Dichloropropene	ug/L	ND	1.0	09/04/20 13:49	
Trichloroethene	ug/L	ND	1.0	09/04/20 13:49	
Trichlorofluoromethane	ug/L	ND	1.0	09/04/20 13:49	
Vinyl acetate	ug/L	ND	2.0	09/04/20 13:49	
Vinyl chloride	ug/L	ND	1.0	09/04/20 13:49	
Xylene (Total)	ug/L	ND	1.0	09/04/20 13:49	
1,2-Dichloroethane-d4 (S)	%	101	70-130	09/04/20 13:49	
4-Bromofluorobenzene (S)	%	103	70-130	09/04/20 13:49	
Toluene-d8 (S)	%	104	70-130	09/04/20 13:49	

LABORATORY CONTROL SAMPLE: 2992778

Parameter	Units	Spike Conc.	LCS Result	LCS % Rec	% Rec Limits	Qualifiers
1,1,1,2-Tetrachloroethane	ug/L	50	51.6	103	70-130	
1,1,1-Trichloroethane	ug/L	50	51.1	102	70-130	
1,1,2,2-Tetrachloroethane	ug/L	50	48.2	96	70-130	
1,1,2-Trichloroethane	ug/L	50	51.1	102	70-130	
1,1-Dichloroethane	ug/L	50	48.8	98	70-130	
1,1-Dichloroethene	ug/L	50	49.9	100	70-130	
1,1-Dichloropropene	ug/L	50	51.5	103	70-130	
1,2,3-Trichlorobenzene	ug/L	50	52.8	106	70-130	
1,2,3-Trichloropropane	ug/L	50	49.5	99	70-130	
1,2,4-Trichlorobenzene	ug/L	50	54.0	108	70-130	
1,2-Dibromo-3-chloropropane	ug/L	50	45.9	92	70-130	
1,2-Dibromoethane (EDB)	ug/L	50	49.9	100	70-130	
1,2-Dichlorobenzene	ug/L	50	49.6	99	70-130	
1,2-Dichloroethane	ug/L	50	47.3	95	70-130	
1,2-Dichloropropane	ug/L	50	50.0	100	70-130	
1,3-Dichlorobenzene	ug/L	50	49.8	100	70-130	
1,3-Dichloropropane	ug/L	50	49.7	99	70-131	

Results presented on this page are in the units indicated by the "Units" column except where an alternate unit is presented to the right of the result.

REPORT OF LABORATORY ANALYSIS

This report shall not be reproduced, except in full,
without the written consent of Pace Analytical Services, LLC.

Pace Analytical Services, LLC
9800 Kincey Ave. Suite 100
Huntersville, NC 28078
(704)875-9092

QUALITY CONTROL DATA

Project: Colonial Pipeline (9/2 Soil)
Pace Project No.: 92493861

LABORATORY CONTROL SAMPLE: 2992778

Parameter	Units	Spike Conc.	LCS Result	LCS % Rec	% Rec Limits	Qualifiers
1,4-Dichlorobenzene	ug/L	50	48.4	97	70-130	
2,2-Dichloropropane	ug/L	50	54.1	108	69-130	
2-Butanone (MEK)	ug/L	100	99.1	99	64-135	
2-Chlorotoluene	ug/L	50	49.3	99	70-130	
2-Hexanone	ug/L	100	95.5	96	66-135	
4-Chlorotoluene	ug/L	50	48.4	97	70-130	
4-Methyl-2-pentanone (MIBK)	ug/L	100	95.9	96	70-130	
Acetone	ug/L	100	97.2	97	61-157	
Benzene	ug/L	50	48.9	98	70-130	
Bromobenzene	ug/L	50	50.2	100	70-130	
Bromochloromethane	ug/L	50	52.6	105	70-130	
Bromodichloromethane	ug/L	50	46.5	93	70-130	
Bromoform	ug/L	50	42.2	84	70-130	IK
Bromomethane	ug/L	50	54.8	110	38-130	IH
Carbon tetrachloride	ug/L	50	51.8	104	70-130	
Chlorobenzene	ug/L	50	47.8	96	70-130	
Chloroethane	ug/L	50	40.8	82	37-142	
Chloroform	ug/L	50	48.8	98	70-130	
Chloromethane	ug/L	50	40.9	82	48-130	
cis-1,2-Dichloroethene	ug/L	50	48.6	97	70-130	
cis-1,3-Dichloropropene	ug/L	50	54.7	109	70-130	
Dibromochloromethane	ug/L	50	54.0	108	70-130	
Dibromomethane	ug/L	50	48.9	98	70-130	
Dichlorodifluoromethane	ug/L	50	40.9	82	53-134	
Diisopropyl ether	ug/L	50	48.6	97	70-135	
Ethylbenzene	ug/L	50	47.6	95	70-130	
Hexachloro-1,3-butadiene	ug/L	50	53.5	107	68-132	
m&p-Xylene	ug/L	100	96.2	96	70-130	
Methyl-tert-butyl ether	ug/L	50	49.8	100	70-130	
Methylene Chloride	ug/L	50	47.1	94	67-132	
Naphthalene	ug/L	50	51.7	103	70-130	
o-Xylene	ug/L	50	47.9	96	70-131	
p-Isopropyltoluene	ug/L	50	49.4	99	70-130	
Styrene	ug/L	50	48.8	98	70-130	
Tetrachloroethene	ug/L	50	48.9	98	69-130	
Toluene	ug/L	50	47.4	95	70-130	
trans-1,2-Dichloroethene	ug/L	50	50.2	100	70-130	
trans-1,3-Dichloropropene	ug/L	50	52.6	105	70-130	
Trichloroethene	ug/L	50	50.5	101	70-130	
Trichlorofluoromethane	ug/L	50	43.8	88	63-130	
Vinyl acetate	ug/L	100	122	122	55-143	
Vinyl chloride	ug/L	50	42.2	84	70-131	
Xylene (Total)	ug/L	150	144	96	70-130	
1,2-Dichloroethane-d4 (S)	%			100	70-130	
4-Bromofluorobenzene (S)	%			99	70-130	
Toluene-d8 (S)	%			99	70-130	

Results presented on this page are in the units indicated by the "Units" column except where an alternate unit is presented to the right of the result.

REPORT OF LABORATORY ANALYSIS

This report shall not be reproduced, except in full,
without the written consent of Pace Analytical Services, LLC.

Pace Analytical Services, LLC
9800 Kincey Ave. Suite 100
Huntersville, NC 28078
(704)875-9092

QUALITY CONTROL DATA

Project: Colonial Pipeline (9/2 Soil)
Pace Project No.: 92493861

MATRIX SPIKE & MATRIX SPIKE DUPLICATE: 2992779 2992780

Parameter	Units	92492968001 Result	MS Spike Conc.	MSD Spike Conc.	MS Result	MSD Result	MS % Rec	MSD % Rec	% Rec Limits	RPD	Qual
1,1,1,2-Tetrachloroethane	ug/L	ND	500	500	573	591	115	118	73-134	3	
1,1,1-Trichloroethane	ug/L	ND	500	500	581	605	116	121	82-143	4	
1,1,2,2-Tetrachloroethane	ug/L	ND	500	500	551	546	110	109	70-136	1	
1,1,2-Trichloroethane	ug/L	ND	500	500	561	576	112	115	70-135	3	
1,1-Dichloroethane	ug/L	ND	500	500	557	569	111	114	70-139	2	
1,1-Dichloroethene	ug/L	ND	500	500	594	597	119	119	70-154	1	
1,1-Dichloropropene	ug/L	ND	500	500	592	594	118	119	70-149	0	
1,2,3-Trichlorobenzene	ug/L	ND	500	500	535	594	107	119	70-135	10	
1,2,3-Trichloropropane	ug/L	ND	500	500	603	633	121	127	71-137	5	
1,2,4-Trichlorobenzene	ug/L	ND	500	500	551	596	110	119	73-140	8	
1,2-Dibromo-3-chloropropane	ug/L	ND	500	500	526	528	105	106	65-134	0	
1,2-Dibromoethane (EDB)	ug/L	ND	500	500	556	558	111	112	70-137	0	
1,2-Dichlorobenzene	ug/L	ND	500	500	565	579	113	116	70-133	2	
1,2-Dichloroethane	ug/L	ND	500	500	527	538	105	108	70-137	2	
1,2-Dichloropropane	ug/L	ND	500	500	559	582	112	116	70-140	4	
1,3-Dichlorobenzene	ug/L	ND	500	500	568	561	114	112	70-135	1	
1,3-Dichloropropane	ug/L	ND	500	500	555	566	111	113	70-143	2	
1,4-Dichlorobenzene	ug/L	ND	500	500	549	573	110	115	70-133	4	
2,2-Dichloropropane	ug/L	ND	500	500	582	598	116	120	61-148	3	
2-Butanone (MEK)	ug/L	ND	1000	1000	1120	1150	112	115	60-139	3	
2-Chlorotoluene	ug/L	ND	500	500	677	638	135	128	70-144	6	
2-Hexanone	ug/L	ND	1000	1000	1060	1080	106	108	65-138	2	
4-Chlorotoluene	ug/L	ND	500	500	537	544	107	109	70-137	1	
4-Methyl-2-pentanone (MIBK)	ug/L	ND	1000	1000	1060	1120	106	112	65-135	5	
Acetone	ug/L	ND	1000	1000	999	994	100	99	60-148	0	
Benzene	ug/L	ND	500	500	585	591	114	115	70-151	1	
Bromobenzene	ug/L	ND	500	500	584	591	117	118	70-136	1	
Bromochloromethane	ug/L	ND	500	500	607	598	121	120	70-141	1	
Bromodichloromethane	ug/L	ND	500	500	527	529	105	106	70-138	0	
Bromoform	ug/L	ND	500	500	515	541	103	108	63-130	5	IK
Bromomethane	ug/L	ND	500	500	642	702	128	140	15-152	9	IH
Carbon tetrachloride	ug/L	ND	500	500	601	626	120	125	70-143	4	
Chlorobenzene	ug/L	ND	500	500	564	586	113	117	70-138	4	
Chloroethane	ug/L	ND	500	500	517	521	103	104	52-163	1	
Chloroform	ug/L	ND	500	500	565	576	113	115	70-139	2	
Chloromethane	ug/L	ND	500	500	485	491	97	98	41-139	1	
cis-1,2-Dichloroethene	ug/L	ND	500	500	557	557	111	111	70-141	0	
cis-1,3-Dichloropropene	ug/L	ND	500	500	587	614	117	123	70-137	5	
Dibromochloromethane	ug/L	ND	500	500	566	600	113	120	70-134	6	
Dibromomethane	ug/L	ND	500	500	541	557	108	111	70-138	3	
Dichlorodifluoromethane	ug/L	ND	500	500	496	488	99	98	47-155	2	
Diisopropyl ether	ug/L	ND	500	500	516	522	103	104	63-144	1	
Ethylbenzene	ug/L	998	500	500	1560	1620	112	125	66-153	4	
Hexachloro-1,3-butadiene	ug/L	ND	500	500	551	575	110	115	65-149	4	
m&p-Xylene	ug/L	4620	1000	1000	5680	5970	106	135	69-152	5	
Methyl-tert-butyl ether	ug/L	ND	500	500	533	531	107	106	54-156	0	

Results presented on this page are in the units indicated by the "Units" column except where an alternate unit is presented to the right of the result.

REPORT OF LABORATORY ANALYSIS

This report shall not be reproduced, except in full,
without the written consent of Pace Analytical Services, LLC.

Pace Analytical Services, LLC
9800 Kincey Ave. Suite 100
Huntersville, NC 28078
(704)875-9092

QUALITY CONTROL DATA

Project: Colonial Pipeline (9/2 Soil)
Pace Project No.: 92493861

MATRIX SPIKE & MATRIX SPIKE DUPLICATE: 2992779 2992780

Parameter	Units	92492968001 Result	MS Spike Conc.	MSD Spike Conc.	MS Result	MSD Result	MS % Rec	MSD % Rec	% Rec Limits	RPD	Qual
Methylene Chloride	ug/L	ND	500	500	538	539	108	108	42-159	0	
Naphthalene	ug/L	1220	500	500	1780	2000	112	157	61-148	12	M1
o-Xylene	ug/L	2680	500	500	3230	3350	110	133	70-148	4	
p-Isopropyltoluene	ug/L	ND	500	500	633	636	127	127	70-146	1	
Styrene	ug/L	40.9	500	500	626	615	117	115	70-135	2	
Tetrachloroethene	ug/L	ND	500	500	615	592	123	118	59-143	4	
Toluene	ug/L	1590	500	500	2100	2150	103	111	59-148	2	
trans-1,2-Dichloroethene	ug/L	ND	500	500	585	591	117	118	70-146	1	
trans-1,3-Dichloropropene	ug/L	ND	500	500	572	568	114	114	70-135	1	
Trichloroethene	ug/L	ND	500	500	603	618	121	124	70-147	3	
Trichlorofluoromethane	ug/L	ND	500	500	521	535	104	107	70-148	3	
Vinyl acetate	ug/L	ND	1000	1000	1200	1230	120	123	49-151	2	
Vinyl chloride	ug/L	ND	500	500	505	496	101	99	70-156	2	
Xylene (Total)	ug/L	7300	1500	1500	8910	9320	107	134	63-158	4	
1,2-Dichloroethane-d4 (S)	%						96	95	70-130		
4-Bromofluorobenzene (S)	%						102	100	70-130		
Toluene-d8 (S)	%						99	100	70-130		

Results presented on this page are in the units indicated by the "Units" column except where an alternate unit is presented to the right of the result.

REPORT OF LABORATORY ANALYSIS

This report shall not be reproduced, except in full,
without the written consent of Pace Analytical Services, LLC.

Pace Analytical Services, LLC
9800 Kincey Ave. Suite 100
Huntersville, NC 28078
(704)875-9092

QUALITY CONTROL DATA

Project: Colonial Pipeline (9/2 Soil)
Pace Project No.: 92493861

QC Batch: 564449
QC Batch Method: ASTM D2974-87
Analysis Method: ASTM D2974-87
Analysis Description: Dry Weight/Percent Moisture
Laboratory: Pace Analytical Services - Charlotte
Associated Lab Samples: 92493861001, 92493861002, 92493861003, 92493861004

SAMPLE DUPLICATE: 2992219

Parameter	Units	92493861001 Result	Dup Result	RPD	Qualifiers
Percent Moisture	%	17.8	16.5	8	

SAMPLE DUPLICATE: 2992220

Parameter	Units	92493967001 Result	Dup Result	RPD	Qualifiers
Percent Moisture	%	12.4	12.1	2	

Results presented on this page are in the units indicated by the "Units" column except where an alternate unit is presented to the right of the result.

REPORT OF LABORATORY ANALYSIS

This report shall not be reproduced, except in full,
without the written consent of Pace Analytical Services, LLC.

Pace Analytical Services, LLC
9800 Kincey Ave. Suite 100
Huntersville, NC 28078
(704)875-9092

QUALITY CONTROL DATA

Project: Colonial Pipeline (9/2 Soil)
Pace Project No.: 92493861

QC Batch: 1538250 | Analysis Method: SM 2540G
QC Batch Method: SM 2540 G | Analysis Description: Total Solids 2540 G-2011
Laboratory: Pace National - Mt. Juliet
Associated Lab Samples: 92493861001, 92493861002, 92493861003, 92493861004

METHOD BLANK: R3567524-1 Matrix: Solid
Associated Lab Samples: 92493861001, 92493861002, 92493861003, 92493861004

Parameter	Units	Blank Result	Reporting Limit	Analyzed	Qualifiers
Total Solids	%	0.00100		09/04/20 12:11	

LABORATORY CONTROL SAMPLE: R3567524-2

Parameter	Units	Spike Conc.	LCS Result	LCS % Rec	% Rec Limits	Qualifiers
Total Solids	%	50.0	50.0	100	85.0-115	

SAMPLE DUPLICATE: R3567524-3

Parameter	Units	92493861002 Result	Dup Result	RPD	Qualifiers
Total Solids	%	86.0	85.8	0.218	

Results presented on this page are in the units indicated by the "Units" column except where an alternate unit is presented to the right of the result.

REPORT OF LABORATORY ANALYSIS

This report shall not be reproduced, except in full,
without the written consent of Pace Analytical Services, LLC.

Pace Analytical Services, LLC
9800 Kincey Ave. Suite 100
Huntersville, NC 28078
(704)875-9092

QUALIFIERS

Project: Colonial Pipeline (9/2 Soil)
Pace Project No.: 92493861

DEFINITIONS

DF - Dilution Factor, if reported, represents the factor applied to the reported data due to dilution of the sample aliquot.

ND - Not Detected at or above adjusted reporting limit.

TNTC - Too Numerous To Count

J - Estimated concentration above the adjusted method detection limit and below the adjusted reporting limit.

MDL - Adjusted Method Detection Limit.

PQL - Practical Quantitation Limit.

RL - Reporting Limit - The lowest concentration value that meets project requirements for quantitative data with known precision and bias for a specific analyte in a specific matrix.

S - Surrogate

1,2-Diphenylhydrazine decomposes to and cannot be separated from Azobenzene using Method 8270. The result for each analyte is a combined concentration.

Consistent with EPA guidelines, unrounded data are displayed and have been used to calculate % recovery and RPD values.

LCS(D) - Laboratory Control Sample (Duplicate)

MS(D) - Matrix Spike (Duplicate)

DUP - Sample Duplicate

RPD - Relative Percent Difference

NC - Not Calculable.

SG - Silica Gel - Clean-Up

U - Indicates the compound was analyzed for, but not detected.

Acid preservation may not be appropriate for 2 Chloroethylvinyl ether.

A separate vial preserved to a pH of 4-5 is recommended in SW846 Chapter 4 for the analysis of Acrolein and Acrylonitrile by EPA Method 8260.

N-Nitrosodiphenylamine decomposes and cannot be separated from Diphenylamine using Method 8270. The result reported for each analyte is a combined concentration.

Pace Analytical is TNI accredited. Contact your Pace PM for the current list of accredited analytes.

TNI - The NELAC Institute.

ANALYTE QUALIFIERS

IH	This analyte exceeded secondary source verification criteria high for the initial calibration. The reported results should be considered an estimated value.
IK	The recalculated concentration of the calibration standard(s) did not meet method acceptance criteria; this result should be considered an estimated value.
M1	Matrix spike recovery exceeded QC limits. Batch accepted based on laboratory control sample (LCS) recovery.

This report shall not be reproduced, except in full,
without the written consent of Pace Analytical Services, LLC.

Pace Analytical Services, LLC
9800 Kincey Ave. Suite 100
Huntersville, NC 28078
(704)875-9092

QUALITY CONTROL DATA CROSS REFERENCE TABLE

Project: Colonial Pipeline (9/2 Soil)
Pace Project No.: 92493861

Lab ID	Sample ID	QC Batch Method	QC Batch	Analytical Method	Analytical Batch
92493861001	**BH-03 (10-12.5)**	MADEPV	1538252	MADEP VPH	1538252
92493861002	**BH-03 (32.5-35)**	MADEPV	1538252	MADEP VPH	1538252
92493861003	**BH-04 (10-12.5)**	MADEPV	1538252	MADEP VPH	1538252
92493861004	**BH-04 (27.5-29)**	MADEPV	1538252	MADEP VPH	1538252
92493861001	**BH-03 (10-12.5)**	EPA 5035A/5030B	564553	EPA 8260D	564578
92493861002	**BH-03 (32.5-35)**	EPA 5035A/5030B	564553	EPA 8260D	564578
92493861003	**BH-04 (10-12.5)**	EPA 5035A/5030B	564553	EPA 8260D	564578
92493861004	**BH-04 (27.5-29)**	EPA 5035A/5030B	564553	EPA 8260D	564578
92493861005	**TB-1**	EPA 8260D	564627		
92493861001	**BH-03 (10-12.5)**	ASTM D2974-87	564449		
92493861002	**BH-03 (32.5-35)**	ASTM D2974-87	564449		
92493861003	**BH-04 (10-12.5)**	ASTM D2974-87	564449		
92493861004	**BH-04 (27.5-29)**	ASTM D2974-87	564449		
92493861001	**BH-03 (10-12.5)**	SM 2540 G	1538250	SM 2540G	1538250
92493861002	**BH-03 (32.5-35)**	SM 2540 G	1538250	SM 2540G	1538250
92493861003	**BH-04 (10-12.5)**	SM 2540 G	1538250	SM 2540G	1538250
92493861004	**BH-04 (27.5-29)**	SM 2540 G	1538250	SM 2540G	1538250

This report shall not be reproduced, except in full,
without the written consent of Pace Analytical Services, LLC.

Pace Analytical	Document Name: Sample Condition Upon Receipt(SCUR)	Document Revised: February 7, 2018 Page 1 of 2
	Document No.: F-CAR-CS-033-Rev.06	Issuing Authority: Pace Carolinas Quality Office

Laboratory receiving samples:
Asheville ☐ Eden ☐ Greenwood ☐ Huntersville ☑ Raleigh ☐ Mechanicsville ☐

Sample Condition Upon Receipt

Client Name: AECOM

Project #: **WO# : 92493861**

92493861

Courier: ☐ Commercial ☐ Fed Ex ☐ Pace ☐ UPS ☐ USPS ☐ Other:____ ☑ Client

Custody Seal Present? ☐ Yes ☑ No Seals Intact? ☐ Yes ☑ No

Date/Initials Person Examining Contents: 9/3/20

Packing Material: ☐ Bubble Wrap ☑ Bubble Bags ☐ None ☐ Other

Biological Tissue Frozen? ☐ Yes ☐ No ☑ N/A

Thermometer: ☐ IR Gun ID: 92T061

Type of Ice: ☑ Wet ☐ Blue ☐ None

Cooler Temp (°C): 1.7 Correction Factor: Add/Subtract (°C) 0.0

Cooler Temp Corrected (°C): 1.7

Temp should be above freezing to 6°C
☐ Samples out of temp criteria. Samples on ice, cooling process has begun

USDA Regulated Soil (☑ N/A, water sample)
Did samples originate in a quarantine zone within the United States: CA, NY, or SC (check maps)? ☐ Yes ☐ No

Did samples originate from a foreign source (internationally, including Hawaii and Puerto Rico)? ☐ Yes ☐ No

				Comments/Discrepancy:
Chain of Custody Present?	☑ Yes	☐ No	☐ N/A	1.
Samples Arrived within Hold Time?	☑ Yes	☐ No	☐ N/A	2.
Short Hold Time Analysis (<72 hr.)?	☐ Yes	☑ No	☐ N/A	3.
Rush Turn Around Time Requested?	☑ Yes	☐ No	☐ N/A	4.
Sufficient Volume?	☑ Yes	☐ No	☐ N/A	5.
Correct Containers Used?	☑ Yes	☐ No	☐ N/A	6.
-Pace Containers Used?	☑ Yes	☐ No	☐ N/A	
Containers Intact?	☑ Yes	☐ No	☐ N/A	7.
Dissolved analysis: Samples Field Filtered?	☐ Yes	☑ No	☐ N/A	8.
Sample Labels Match COC?	☑ Yes	☐ No	☐ N/A	9.
-Includes Date/Time/ID/Analysis Matrix: WT/SL				
Headspace in VOA Vials (>5-6mm)?	☐ Yes	☑ No	☐ N/A	10.
Trip Blank Present?	☑ Yes	☐ No	☐ N/A	11.
Trip Blank Custody Seals Present?	☑ Yes	☐ No	☐ N/A	

COMMENTS/SAMPLE DISCREPANCY

Field Data Required? ☐ Yes ☐ No

Lot ID of split containers:

CLIENT NOTIFICATION/RESOLUTION

Person contacted: _____ Date/Time: _____

Project Manager SCURF Review: NMG **Date:** 9/3/20

Project Manager SRF Review: NMG **Date:** 9/3/20

Pace Analytical®	Document Name: Sample Condition Upon Receipt(SCUR)	Document Revised: February 7, 2018 Page 1 of 2
	Document No.: F-CAR-CS-033-Rev.06	Issuing Authority: Pace Carolinas Quality Office

***Check mark top half of box if pH and/or dechlorination is verified and within the acceptance range for preservation samples.**

Exceptions: VOA, Coliform, TOC, Oil and Grease, DRO/8015 (water) DOC, LLHg

****Bottom half of box is to list number of bottle**

Project # WO# : 92493861

PM: NMG Due Date: 09/04/20

CLIENT: 92-AECOM CHA

Item#	BP4U-125 mL Plastic Unpreserved (N/A) (Cl-)	BP3U-250 mL Plastic Unpreserved (N/A)	BP2U-500 mL Plastic Unpreserved (N/A)	BP1U-1 liter Plastic Unpreserved (N/A)	BP4S-125 mL Plastic H2SO4 (pH < 2) (Cl-)	BP3N-250 mL plastic HNO3 (pH < 2)	BP4Z-125 mL Plastic ZN Acetate & NaOH (>9)	BP4C-125 mL Plastic NaOH (pH > 12) (Cl-)	WGFU-Wide-mouthed Glass jar Unpreserved	AG1U-1 liter Amber Unpreserved (N/A) (Cl-)	AG1H-1 liter Amber HCl (pH < 2)	AG3U-250 mL Amber Unpreserved (N/A) (Cl-	AG1S-1 liter Amber H2SO4 (pH < 2)	AG3S-250 mL Amber H2SO4 (pH < 2)	AG3A(DG3A)-250 mL Amber NH4Cl (N/A)(Cl-)	DG9H-40 mL VOA HCl (N/A)	VG9T-40 mL VOA Na2S2O3 (N/A)	VG9U-40 mL VOA Unp (N/A)	DG9P-40 mL VOA H3PO4 (N/A)	VOAK (6 vials per kit)-5035 kit (N/A)	V/GK (3 vials per kit)-VPH/Gas kit (N/A)	SP5T-125 mL Sterile Plastic (N/A – lab)	SP2T-250 mL Sterile Plastic (N/A – lab)		BP3A-250 mL Plastic (NH2)2SO4 (9.3-9.7)	AG0U-100 mL Amber Unpreserved vials (N/A)	VSGU-20 mL Scintillation vials (N/A)	DG9U-40 mL Amber Unpreserved vials (N/A)
1	\				\	\	\	\			\		\	\	\							6			\	\			
2	\				\	\	\	\			\		\	\	\							6			\	\			
3	\				\	\	\	\			\		\	\	\							6			\	\			
4	\				\	\	\	\			\		\	\	\							6			\	\			
5	\				\	\	\	\			\		\	\	\	2									\	\			
6	\				\	\	\	\			\		\	\	\										\	\			
7	\				\	\	\	\			\		\	\	\										\	\			
8	\				\	\	\	\			\		\	\	\										\	\			
9	\				\	\	\	\			\		\	\	\										\	\			
10	\				\	\	\	\			\		\	\	\										\	\			
11	\				\	\	\	\			\		\	\	\										\	\			
12	\				\	\	\	\			\		\	\	\										\	\			

pH Adjustment Log for Preserved Samples

Sample ID	Type of Preservative	pH upon receipt	Date preservation adjusted	Time preservation adjusted	Amount of Preservative added	Lot #

Note: Whenever there is a discrepancy affecting North Carolina compliance samples, a copy of this form will be sent to the North Carolina DEHNR Certification Office (i.e. Out of hold, incorrect preservative, out of temp, incorrect containers.

Pace Analytical®
WWW.PACELABS.COM

CHAIN-OF-CUSTODY / Analytical Request Document

The Chain-of-Custody is a LEGAL DOCUMENT. All relevant fields must be completed accurately.

Page : 1 **Of** 1

Section A Required Client Information:		Section B Required Project Information:		Section C Invoice Information:	
Company:	AECOM, Charlotte	Report To:	Wreschnig, Andrew	Attention:	
Address:	6000 Fairview Road	Copy To:		Company Name:	
Suite 200, Charlotte, NC 28210				Address:	
Email:	andrew.wreschnig@aecom.com	Purchase Order #:		Pace Quote:	
Phone:	(980)221-7831 Fax	Project Name:	Colonial Pipeline	Pace Project Manager:	nicole.gasiorowski@pacelabs.com,
Requested Due Date:		Project #:		Pace Profile #:	12518

Regulatory Agency

State / Location
NC

SAMPLE ID
One Character per box.
(A-Z, 0-9 / , -)
Sample Ids must be unique

MATRIX	CODE
Drinking Water	DW
Water	WT
Waste Water	WW
Product	P
Soil/Solid	SL
Oil	OL
Wipe	WP
Air	AR
Other	OT
Tissue	TS

ITEM #	SAMPLE ID	MATRIX CODE (see valid codes to left)	SAMPLE TYPE (G=GRAB C=COMP)	COLLECTED START DATE	COLLECTED START TIME	COLLECTED END DATE	COLLECTED END TIME	SAMPLE TEMP AT COLLECTION	# OF CONTAINERS	Preservatives: Unpreserved	H2SO4	HNO3	HCl	NaOH	Na2S2O3	Methanol	Other DI	Analyses Test Y/N	Requested Analysis Filtered (Y/N): 6260 8260	VPH	6010 Lead	504.1 EDB	Trip BLANK	Residual Chlorine (Y/N)	92493861
1	BH-03(10-12.5)	SL	G	9/2/20					6																001
2	BH-03(32.5-35)																								002
3	BH-04(10-12.5)																								003
4	BH-04(27.5-29																								004
5	TB-1	WT							2				X				X								005
6																									
7																									
8																									
9																									
10																									
11																									
12																									

ADDITIONAL COMMENTS	RELINQUISHED BY / AFFILIATION	DATE	TIME	ACCEPTED BY / AFFILIATION	DATE	TIME	SAMPLE CONDITIONS: TEMP in C	Received on Ice (Y/N)	Custody Sealed Cooler (Y/N)	Samples Intact (Y/N)
	[signature]	9/3/20	1315	[signature] Pacelful	9/3/20	13:15	1.7	Y	N	Y

SAMPLER NAME AND SIGNATURE

PRINT Name of SAMPLER: Ben Weiselbs

SIGNATURE of SAMPLER: [signature]

DATE Signed: 9/3/20

Pace Analytical Services, LLC
9800 Kincey Ave. Suite 100
Huntersville, NC 28078
(704)875-9092

October 05, 2020

Andrew Street
Apex Companies - NC
5900 Northwoods Business Pkwy
Suite 5900-0
Charlotte, NC 28269

RE: Project: 2020-LI-2448
Pace Project No.: 92493992

Dear Andrew Street:

Enclosed are the analytical results for sample(s) received by the laboratory on September 03, 2020. The results relate only to the samples included in this report. Results reported herein conform to the applicable TNI/NELAC Standards and the laboratory's Quality Manual, where applicable, unless otherwise noted in the body of the report.

The test results provided in this final report were generated by each of the following laboratories within the Pace Network:

- Pace National - Mt. Juliet
- Pace Analytical Services - Charlotte

A revised report is being submitted on 10/5/2020 to revise the collection date for sample 92493992004. It was entered incorrectly at sample log in.

If you have any questions concerning this report, please feel free to contact me.

Sincerely,

Angela M. Baioni

Angela Baioni
angela.baioni@pacelabs.com
(704)875-9092
Project Manager

Enclosures

cc: J Culbreath, Colonial Pipeline Company
Robert Hughes, Colonial Pipeline
Margaret King, APEX Companies, LLC
Emily Little, Apex Companies
Jeff Morrison, Colonial Pipeline Company
Tom Naumann, APEX Companies - NC
Joe Nicolette, Montrose-EPS
Christopher Schultz, Apex Companies
Alex Testoff, Montrose-EPS
Michael Verdon, Colonial Pipeline Company
JM Wyatt, Colonial Pipeline Company

REPORT OF LABORATORY ANALYSIS

This report shall not be reproduced, except in full,
without the written consent of Pace Analytical Services, LLC.

Pace Analytical Services, LLC
9800 Kincey Ave. Suite 100
Huntersville, NC 28078
(704)875-9092

CERTIFICATIONS

Project: 2020-LI-2448
Pace Project No.: 92493992

Pace Analytical Services National

12065 Lebanon Road, Mt. Juliet, TN 37122
Alabama Certification #: 40660
Alaska Certification 17-026
Arizona Certification #: AZ0612
Arkansas Certification #: 88-0469
California Certification #: 2932
Canada Certification #: 1461.01
Colorado Certification #: TN00003
Connecticut Certification #: PH-0197
DOD Certification: #1461.01
EPA# TN00003
Florida Certification #: E87487
Georgia DW Certification #: 923
Georgia Certification: NELAP
Idaho Certification #: TN00003
Illinois Certification #: 200008
Indiana Certification #: C-TN-01
Iowa Certification #: 364
Kansas Certification #: E-10277
Kentucky UST Certification #: 16
Kentucky Certification #: 90010
Louisiana Certification #: AI30792
Louisiana DW Certification #: LA180010
Maine Certification #: TN0002
Maryland Certification #: 324
Massachusetts Certification #: M-TN003
Michigan Certification #: 9958
Minnesota Certification #: 047-999-395
Mississippi Certification #: TN00003
Missouri Certification #: 340
Montana Certification #: CERT0086
Nebraska Certification #: NE-OS-15-05
Nevada Certification #: TN-03-2002-34
New Hampshire Certification #: 2975
New Jersey Certification #: TN002
New Mexico DW Certification
New York Certification #: 11742
North Carolina Aquatic Toxicity Certification #: 41
North Carolina Drinking Water Certification #: 21704
North Carolina Environmental Certificate #: 375
North Dakota Certification #: R-140
Ohio VAP Certification #: CL0069
Oklahoma Certification #: 9915
Oregon Certification #: TN200002
Pennsylvania Certification #: 68-02979
Rhode Island Certification #: LAO00356
South Carolina Certification #: 84004
South Dakota Certification
Tennessee DW/Chem/Micro Certification #: 2006
Texas Mold Certification #: LAB0152
Texas Certification #: T 104704245-17-14
USDA Soil Permit #: P330-15-00234
Utah Certification #: TN00003
Vermont Dept. of Health: ID# VT-2006
Virginia Certification #: VT2006
Virginia Certification #: 460132
Washington Certification #: C847
West Virginia Certification #: 233
Wisconsin Certification #: 9980939910
Wyoming UST Certification #: via A2LA 2926.01
A2LA-ISO 17025 Certification #: 1461.01
A2LA-ISO 17025 Certification #: 1461.02
AIHA-LAP/LLC EMLAP Certification #:100789

Pace Analytical Services Charlotte

9800 Kincey Ave. Ste 100, Huntersville, NC 28078
Louisiana/NELAP Certification # LA170028
North Carolina Drinking Water Certification #: 37706
North Carolina Field Services Certification #: 5342
North Carolina Wastewater Certification #: 12
South Carolina Certification #: 99006001
Florida/NELAP Certification #: E87627
Kentucky UST Certification #: 84
Virginia/VELAP Certification #: 460221

REPORT OF LABORATORY ANALYSIS

This report shall not be reproduced, except in full,
without the written consent of Pace Analytical Services, LLC.

Pace Analytical Services, LLC
9800 Kincey Ave. Suite 100
Huntersville, NC 28078
(704)875-9092

SAMPLE ANALYTE COUNT

Project: 2020-LI-2448
Pace Project No.: 92493992

Lab ID	Sample ID	Method	Analysts	Analytes Reported	Laboratory
92493992001	**B-01_MW-14_(25'-27.5')**	MADEP VPH	AV	6	PAN
		EPA 8260D	SAS	70	PASI-C
		ASTM D2974-87	KDF	1	PASI-C
		SM 2540G	KBC	1	PAN
92493992002	**B-04_MW-16_(25'-27.5')**	MADEP VPH	AV	6	PAN
		EPA 8260D	SAS	70	PASI-C
		ASTM D2974-87	KDF	1	PASI-C
		SM 2540G	KBC	1	PAN
92493992003	**RW-11_(27.5-30)**	MADEP VPH	AV	6	PAN
		EPA 8260D	ACG, ADM	70	PAN
		SM 2540G	KBC	1	PAN
92493992004	**RW-11_(25-27.5)**	MADEP VPH	AV	6	PAN
		EPA 8260D	ACG, ADM	70	PAN
		SM 2540G	KBC	1	PAN
92493992005	**MW-11_(37.5-40')**	MADEP VPH	AV	6	PAN
		EPA 8260D	ACG, ADM	70	PAN
		SM 2540G	KBC	1	PAN
92493992006	**MW-13_(25-27.5)**	MADEP VPH	ACG	6	PAN
		EPA 8260D	ACG, ADM	70	PAN
		SM 2540G	KBC	1	PAN
92493992007	**MW-17_(27.5-30)**	MADEP VPH	ACG	6	PAN
		EPA 8260D	ACG, ADM	70	PAN
		SM 2540G	KBC	1	PAN
92493992008	**MW-19_(25-27.5)**	MADEP VPH	ACG	6	PAN
		EPA 8260D	ACG, ADM	70	PAN
		SM 2540G	KBC	1	PAN

PAN = Pace National - Mt. Juliet
PASI-C = Pace Analytical Services - Charlotte

This report shall not be reproduced, except in full,
without the written consent of Pace Analytical Services, LLC.

Pace Analytical Services, LLC
9800 Kincey Ave. Suite 100
Huntersville, NC 28078
(704)875-9092

ANALYTICAL RESULTS

Project: 2020-LI-2448
Pace Project No.: 92493992

Sample: B-01_MW-14_(25'-27.5') **Lab ID: 92493992001** Collected: 09/01/20 17:00 Received: 09/03/20 06:45 Matrix: Solid

Results reported on a "dry weight" basis and are adjusted for percent moisture, sample size and any dilutions.

Parameters	Results	Units	Report Limit	DF	Prepared	Analyzed	CAS No.	Qual
MADEPV	Analytical Method: MADEP VPH Preparation Method: MADEPV Pace National - Mt. Juliet							
Aliphatic (C05-C08)	ND	mg/kg	7.56	1.17	09/01/20 17:00	09/09/20 20:56		
Aliphatic (C09-C12)	ND	mg/kg	7.56	1.17	09/01/20 17:00	09/09/20 20:56		
Aromatic (C09-C10),Unadjusted	ND	mg/kg	7.56	1.17	09/01/20 17:00	09/09/20 20:56	TPHC9C10A	
Total VPH	ND	mg/kg	7.56	1.17	09/01/20 17:00	09/09/20 20:56	VPH	
Surrogates								
2,5-Dibromotoluene (FID)	92.3	%	70.0-130	1.17	09/01/20 17:00	09/09/20 20:56	615-59-8FID	
2,5-Dibromotoluene (PID)	86.0	%	70.0-130	1.17	09/01/20 17:00	09/09/20 20:56	615-59-8PID	
8260D/5035A/5030B Volatiles	Analytical Method: EPA 8260D Preparation Method: EPA 5035A/5030B Pace Analytical Services - Charlotte							
Acetone	ND	ug/kg	106	1	09/04/20 09:07	09/04/20 15:46	67-64-1	
Benzene	ND	ug/kg	5.3	1	09/04/20 09:07	09/04/20 15:46	71-43-2	
Bromobenzene	ND	ug/kg	5.3	1	09/04/20 09:07	09/04/20 15:46	108-86-1	
Bromochloromethane	ND	ug/kg	5.3	1	09/04/20 09:07	09/04/20 15:46	74-97-5	
Bromodichloromethane	ND	ug/kg	5.3	1	09/04/20 09:07	09/04/20 15:46	75-27-4	
Bromoform	ND	ug/kg	5.3	1	09/04/20 09:07	09/04/20 15:46	75-25-2	
Bromomethane	ND	ug/kg	10.6	1	09/04/20 09:07	09/04/20 15:46	74-83-9	
2-Butanone (MEK)	ND	ug/kg	106	1	09/04/20 09:07	09/04/20 15:46	78-93-3	
n-Butylbenzene	ND	ug/kg	5.3	1	09/04/20 09:07	09/04/20 15:46	104-51-8	
sec-Butylbenzene	ND	ug/kg	5.3	1	09/04/20 09:07	09/04/20 15:46	135-98-8	
tert-Butylbenzene	ND	ug/kg	5.3	1	09/04/20 09:07	09/04/20 15:46	98-06-6	
Carbon tetrachloride	ND	ug/kg	5.3	1	09/04/20 09:07	09/04/20 15:46	56-23-5	
Chlorobenzene	ND	ug/kg	5.3	1	09/04/20 09:07	09/04/20 15:46	108-90-7	
Chloroethane	ND	ug/kg	10.6	1	09/04/20 09:07	09/04/20 15:46	75-00-3	
Chloroform	ND	ug/kg	5.3	1	09/04/20 09:07	09/04/20 15:46	67-66-3	
Chloromethane	ND	ug/kg	10.6	1	09/04/20 09:07	09/04/20 15:46	74-87-3	
2-Chlorotoluene	ND	ug/kg	5.3	1	09/04/20 09:07	09/04/20 15:46	95-49-8	
4-Chlorotoluene	ND	ug/kg	5.3	1	09/04/20 09:07	09/04/20 15:46	106-43-4	
1,2-Dibromo-3-chloropropane	ND	ug/kg	5.3	1	09/04/20 09:07	09/04/20 15:46	96-12-8	
Dibromochloromethane	ND	ug/kg	5.3	1	09/04/20 09:07	09/04/20 15:46	124-48-1	
1,2-Dibromoethane (EDB)	ND	ug/kg	5.3	1	09/04/20 09:07	09/04/20 15:46	106-93-4	
Dibromomethane	ND	ug/kg	5.3	1	09/04/20 09:07	09/04/20 15:46	74-95-3	
1,2-Dichlorobenzene	ND	ug/kg	5.3	1	09/04/20 09:07	09/04/20 15:46	95-50-1	
1,3-Dichlorobenzene	ND	ug/kg	5.3	1	09/04/20 09:07	09/04/20 15:46	541-73-1	
1,4-Dichlorobenzene	ND	ug/kg	5.3	1	09/04/20 09:07	09/04/20 15:46	106-46-7	
Dichlorodifluoromethane	ND	ug/kg	10.6	1	09/04/20 09:07	09/04/20 15:46	75-71-8	
1,1-Dichloroethane	ND	ug/kg	5.3	1	09/04/20 09:07	09/04/20 15:46	75-34-3	
1,2-Dichloroethane	ND	ug/kg	5.3	1	09/04/20 09:07	09/04/20 15:46	107-06-2	
1,1-Dichloroethene	ND	ug/kg	5.3	1	09/04/20 09:07	09/04/20 15:46	75-35-4	
cis-1,2-Dichloroethene	ND	ug/kg	5.3	1	09/04/20 09:07	09/04/20 15:46	156-59-2	
trans-1,2-Dichloroethene	ND	ug/kg	5.3	1	09/04/20 09:07	09/04/20 15:46	156-60-5	
1,2-Dichloropropane	ND	ug/kg	5.3	1	09/04/20 09:07	09/04/20 15:46	78-87-5	
1,3-Dichloropropane	ND	ug/kg	5.3	1	09/04/20 09:07	09/04/20 15:46	142-28-9	
2,2-Dichloropropane	ND	ug/kg	5.3	1	09/04/20 09:07	09/04/20 15:46	594-20-7	
1,1-Dichloropropene	ND	ug/kg	5.3	1	09/04/20 09:07	09/04/20 15:46	563-58-6	

REPORT OF LABORATORY ANALYSIS

This report shall not be reproduced, except in full,
without the written consent of Pace Analytical Services, LLC.

Pace Analytical Services, LLC
9800 Kincey Ave. Suite 100
Huntersville, NC 28078
(704)875-9092

ANALYTICAL RESULTS

Project: 2020-LI-2448
Pace Project No.: 92493992

Sample: B-01_MW-14_(25'-27.5') **Lab ID: 92493992001** Collected: 09/01/20 17:00 Received: 09/03/20 06:45 Matrix: Solid

Results reported on a "dry weight" basis and are adjusted for percent moisture, sample size and any dilutions.

Parameters	Results	Units	Report Limit	DF	Prepared	Analyzed	CAS No.	Qual
8260D/5035A/5030B Volatiles	Analytical Method: EPA 8260D Preparation Method: EPA 5035A/5030B Pace Analytical Services - Charlotte							
cis-1,3-Dichloropropene	ND	ug/kg	5.3	1	09/04/20 09:07	09/04/20 15:46	10061-01-5	
trans-1,3-Dichloropropene	ND	ug/kg	5.3	1	09/04/20 09:07	09/04/20 15:46	10061-02-6	
Diisopropyl ether	ND	ug/kg	5.3	1	09/04/20 09:07	09/04/20 15:46	108-20-3	
Ethylbenzene	ND	ug/kg	5.3	1	09/04/20 09:07	09/04/20 15:46	100-41-4	
Hexachloro-1,3-butadiene	ND	ug/kg	5.3	1	09/04/20 09:07	09/04/20 15:46	87-68-3	
2-Hexanone	ND	ug/kg	52.9	1	09/04/20 09:07	09/04/20 15:46	591-78-6	
Isopropylbenzene (Cumene)	ND	ug/kg	5.3	1	09/04/20 09:07	09/04/20 15:46	98-82-8	
p-Isopropyltoluene	ND	ug/kg	5.3	1	09/04/20 09:07	09/04/20 15:46	99-87-6	
Methylene Chloride	ND	ug/kg	21.1	1	09/04/20 09:07	09/04/20 15:46	75-09-2	
4-Methyl-2-pentanone (MIBK)	ND	ug/kg	52.9	1	09/04/20 09:07	09/04/20 15:46	108-10-1	
Methyl-tert-butyl ether	ND	ug/kg	5.3	1	09/04/20 09:07	09/04/20 15:46	1634-04-4	
Naphthalene	ND	ug/kg	5.3	1	09/04/20 09:07	09/04/20 15:46	91-20-3	
n-Propylbenzene	ND	ug/kg	5.3	1	09/04/20 09:07	09/04/20 15:46	103-65-1	
Styrene	ND	ug/kg	5.3	1	09/04/20 09:07	09/04/20 15:46	100-42-5	
1,1,1,2-Tetrachloroethane	ND	ug/kg	5.3	1	09/04/20 09:07	09/04/20 15:46	630-20-6	
1,1,2,2-Tetrachloroethane	ND	ug/kg	5.3	1	09/04/20 09:07	09/04/20 15:46	79-34-5	
Tetrachloroethene	ND	ug/kg	5.3	1	09/04/20 09:07	09/04/20 15:46	127-18-4	
Toluene	ND	ug/kg	5.3	1	09/04/20 09:07	09/04/20 15:46	108-88-3	IK
1,2,3-Trichlorobenzene	ND	ug/kg	5.3	1	09/04/20 09:07	09/04/20 15:46	87-61-6	
1,2,4-Trichlorobenzene	ND	ug/kg	5.3	1	09/04/20 09:07	09/04/20 15:46	120-82-1	
1,1,1-Trichloroethane	ND	ug/kg	5.3	1	09/04/20 09:07	09/04/20 15:46	71-55-6	
1,1,2-Trichloroethane	ND	ug/kg	5.3	1	09/04/20 09:07	09/04/20 15:46	79-00-5	
Trichloroethene	ND	ug/kg	5.3	1	09/04/20 09:07	09/04/20 15:46	79-01-6	
Trichlorofluoromethane	ND	ug/kg	5.3	1	09/04/20 09:07	09/04/20 15:46	75-69-4	
1,2,3-Trichloropropane	ND	ug/kg	5.3	1	09/04/20 09:07	09/04/20 15:46	96-18-4	
1,2,4-Trimethylbenzene	ND	ug/kg	5.3	1	09/04/20 09:07	09/04/20 15:46	95-63-6	
1,3,5-Trimethylbenzene	ND	ug/kg	5.3	1	09/04/20 09:07	09/04/20 15:46	108-67-8	
Vinyl acetate	ND	ug/kg	52.9	1	09/04/20 09:07	09/04/20 15:46	108-05-4	
Vinyl chloride	ND	ug/kg	10.6	1	09/04/20 09:07	09/04/20 15:46	75-01-4	
Xylene (Total)	ND	ug/kg	10.6	1	09/04/20 09:07	09/04/20 15:46	1330-20-7	
m&p-Xylene	ND	ug/kg	10.6	1	09/04/20 09:07	09/04/20 15:46	179601-23-1	
o-Xylene	ND	ug/kg	5.3	1	09/04/20 09:07	09/04/20 15:46	95-47-6	
Surrogates								
Toluene-d8 (S)	99	%	70-130	1	09/04/20 09:07	09/04/20 15:46	2037-26-5	
4-Bromofluorobenzene (S)	101	%	70-130	1	09/04/20 09:07	09/04/20 15:46	460-00-4	
1,2-Dichloroethane-d4 (S)	98	%	70-132	1	09/04/20 09:07	09/04/20 15:46	17060-07-0	
Percent Moisture	Analytical Method: ASTM D2974-87 Pace Analytical Services - Charlotte							
Percent Moisture	**14.0**	%	0.10	1		09/03/20 18:33		
Total Solids 2540 G-2011	Analytical Method: SM 2540G Preparation Method: SM 2540 G Pace National - Mt. Juliet							
Total Solids	**86.4**	%		1	09/10/20 16:37	09/10/20 16:47		

REPORT OF LABORATORY ANALYSIS

This report shall not be reproduced, except in full,
without the written consent of Pace Analytical Services, LLC.

Pace Analytical Services, LLC
9800 Kincey Ave. Suite 100
Huntersville, NC 28078
(704)875-9092

ANALYTICAL RESULTS

Project: 2020-LI-2448
Pace Project No.: 92493992

Sample: B-04_MW-16_(25'-27.5') **Lab ID: 92493992002** Collected: 09/02/20 13:00 Received: 09/03/20 06:45 Matrix: Solid

Results reported on a "dry weight" basis and are adjusted for percent moisture, sample size and any dilutions.

Parameters	Results	Units	Report Limit	DF	Prepared	Analyzed	CAS No.	Qual
MADEPV	Analytical Method: MADEP VPH Preparation Method: MADEPV Pace National - Mt. Juliet							
Aliphatic (C05-C08)	ND	mg/kg	7.69	1.14	09/02/20 13:00	09/09/20 21:29		
Aliphatic (C09-C12)	ND	mg/kg	7.69	1.14	09/02/20 13:00	09/09/20 21:29		
Aromatic (C09-C10),Unadjusted	ND	mg/kg	7.69	1.14	09/02/20 13:00	09/09/20 21:29	TPHC9C10A	
Total VPH	ND	mg/kg	7.69	1.14	09/02/20 13:00	09/09/20 21:29	VPH	
Surrogates								
2,5-Dibromotoluene (FID)	92.8	%	70.0-130	1.14	09/02/20 13:00	09/09/20 21:29	615-59-8FID	
2,5-Dibromotoluene (PID)	86.5	%	70.0-130	1.14	09/02/20 13:00	09/09/20 21:29	615-59-8PID	
8260D/5035A/5030B Volatiles	Analytical Method: EPA 8260D Preparation Method: EPA 5035A/5030B Pace Analytical Services - Charlotte							
Acetone	ND	ug/kg	121	1	09/04/20 13:28	09/04/20 17:16	67-64-1	
Benzene	ND	ug/kg	6.0	1	09/04/20 13:28	09/04/20 17:16	71-43-2	
Bromobenzene	ND	ug/kg	6.0	1	09/04/20 13:28	09/04/20 17:16	108-86-1	
Bromochloromethane	ND	ug/kg	6.0	1	09/04/20 13:28	09/04/20 17:16	74-97-5	
Bromodichloromethane	ND	ug/kg	6.0	1	09/04/20 13:28	09/04/20 17:16	75-27-4	
Bromoform	ND	ug/kg	6.0	1	09/04/20 13:28	09/04/20 17:16	75-25-2	
Bromomethane	ND	ug/kg	12.1	1	09/04/20 13:28	09/04/20 17:16	74-83-9	
2-Butanone (MEK)	ND	ug/kg	121	1	09/04/20 13:28	09/04/20 17:16	78-93-3	
n-Butylbenzene	ND	ug/kg	6.0	1	09/04/20 13:28	09/04/20 17:16	104-51-8	
sec-Butylbenzene	ND	ug/kg	6.0	1	09/04/20 13:28	09/04/20 17:16	135-98-8	
tert-Butylbenzene	ND	ug/kg	6.0	1	09/04/20 13:28	09/04/20 17:16	98-06-6	
Carbon tetrachloride	ND	ug/kg	6.0	1	09/04/20 13:28	09/04/20 17:16	56-23-5	
Chlorobenzene	ND	ug/kg	6.0	1	09/04/20 13:28	09/04/20 17:16	108-90-7	
Chloroethane	ND	ug/kg	12.1	1	09/04/20 13:28	09/04/20 17:16	75-00-3	
Chloroform	ND	ug/kg	6.0	1	09/04/20 13:28	09/04/20 17:16	67-66-3	
Chloromethane	ND	ug/kg	12.1	1	09/04/20 13:28	09/04/20 17:16	74-87-3	
2-Chlorotoluene	ND	ug/kg	6.0	1	09/04/20 13:28	09/04/20 17:16	95-49-8	
4-Chlorotoluene	ND	ug/kg	6.0	1	09/04/20 13:28	09/04/20 17:16	106-43-4	
1,2-Dibromo-3-chloropropane	ND	ug/kg	6.0	1	09/04/20 13:28	09/04/20 17:16	96-12-8	
Dibromochloromethane	ND	ug/kg	6.0	1	09/04/20 13:28	09/04/20 17:16	124-48-1	
1,2-Dibromoethane (EDB)	ND	ug/kg	6.0	1	09/04/20 13:28	09/04/20 17:16	106-93-4	
Dibromomethane	ND	ug/kg	6.0	1	09/04/20 13:28	09/04/20 17:16	74-95-3	
1,2-Dichlorobenzene	ND	ug/kg	6.0	1	09/04/20 13:28	09/04/20 17:16	95-50-1	
1,3-Dichlorobenzene	ND	ug/kg	6.0	1	09/04/20 13:28	09/04/20 17:16	541-73-1	
1,4-Dichlorobenzene	ND	ug/kg	6.0	1	09/04/20 13:28	09/04/20 17:16	106-46-7	
Dichlorodifluoromethane	ND	ug/kg	12.1	1	09/04/20 13:28	09/04/20 17:16	75-71-8	
1,1-Dichloroethane	ND	ug/kg	6.0	1	09/04/20 13:28	09/04/20 17:16	75-34-3	
1,2-Dichloroethane	ND	ug/kg	6.0	1	09/04/20 13:28	09/04/20 17:16	107-06-2	
1,1-Dichloroethene	ND	ug/kg	6.0	1	09/04/20 13:28	09/04/20 17:16	75-35-4	
cis-1,2-Dichloroethene	ND	ug/kg	6.0	1	09/04/20 13:28	09/04/20 17:16	156-59-2	
trans-1,2-Dichloroethene	ND	ug/kg	6.0	1	09/04/20 13:28	09/04/20 17:16	156-60-5	
1,2-Dichloropropane	ND	ug/kg	6.0	1	09/04/20 13:28	09/04/20 17:16	78-87-5	
1,3-Dichloropropane	ND	ug/kg	6.0	1	09/04/20 13:28	09/04/20 17:16	142-28-9	
2,2-Dichloropropane	ND	ug/kg	6.0	1	09/04/20 13:28	09/04/20 17:16	594-20-7	
1,1-Dichloropropene	ND	ug/kg	6.0	1	09/04/20 13:28	09/04/20 17:16	563-58-6	

REPORT OF LABORATORY ANALYSIS

This report shall not be reproduced, except in full,
without the written consent of Pace Analytical Services, LLC.

Pace Analytical Services, LLC
9800 Kincey Ave. Suite 100
Huntersville, NC 28078
(704)875-9092

ANALYTICAL RESULTS

Project: 2020-LI-2448
Pace Project No.: 92493992

Sample: B-04_MW-16_(25'-27.5') **Lab ID: 92493992002** Collected: 09/02/20 13:00 Received: 09/03/20 06:45 Matrix: Solid

Results reported on a "dry weight" basis and are adjusted for percent moisture, sample size and any dilutions.

Parameters	Results	Units	Report Limit	DF	Prepared	Analyzed	CAS No.	Qual
8260D/5035A/5030B Volatiles	Analytical Method: EPA 8260D Preparation Method: EPA 5035A/5030B Pace Analytical Services - Charlotte							
cis-1,3-Dichloropropene	ND	ug/kg	6.0	1	09/04/20 13:28	09/04/20 17:16	10061-01-5	
trans-1,3-Dichloropropene	ND	ug/kg	6.0	1	09/04/20 13:28	09/04/20 17:16	10061-02-6	
Diisopropyl ether	ND	ug/kg	6.0	1	09/04/20 13:28	09/04/20 17:16	108-20-3	
Ethylbenzene	ND	ug/kg	6.0	1	09/04/20 13:28	09/04/20 17:16	100-41-4	
Hexachloro-1,3-butadiene	ND	ug/kg	6.0	1	09/04/20 13:28	09/04/20 17:16	87-68-3	
2-Hexanone	ND	ug/kg	60.3	1	09/04/20 13:28	09/04/20 17:16	591-78-6	
Isopropylbenzene (Cumene)	ND	ug/kg	6.0	1	09/04/20 13:28	09/04/20 17:16	98-82-8	
p-Isopropyltoluene	ND	ug/kg	6.0	1	09/04/20 13:28	09/04/20 17:16	99-87-6	
Methylene Chloride	ND	ug/kg	24.1	1	09/04/20 13:28	09/04/20 17:16	75-09-2	
4-Methyl-2-pentanone (MIBK)	ND	ug/kg	60.3	1	09/04/20 13:28	09/04/20 17:16	108-10-1	
Methyl-tert-butyl ether	ND	ug/kg	6.0	1	09/04/20 13:28	09/04/20 17:16	1634-04-4	
Naphthalene	ND	ug/kg	6.0	1	09/04/20 13:28	09/04/20 17:16	91-20-3	
n-Propylbenzene	ND	ug/kg	6.0	1	09/04/20 13:28	09/04/20 17:16	103-65-1	
Styrene	ND	ug/kg	6.0	1	09/04/20 13:28	09/04/20 17:16	100-42-5	
1,1,1,2-Tetrachloroethane	ND	ug/kg	6.0	1	09/04/20 13:28	09/04/20 17:16	630-20-6	
1,1,2,2-Tetrachloroethane	ND	ug/kg	6.0	1	09/04/20 13:28	09/04/20 17:16	79-34-5	
Tetrachloroethene	ND	ug/kg	6.0	1	09/04/20 13:28	09/04/20 17:16	127-18-4	
Toluene	ND	ug/kg	6.0	1	09/04/20 13:28	09/04/20 17:16	108-88-3	
1,2,3-Trichlorobenzene	ND	ug/kg	6.0	1	09/04/20 13:28	09/04/20 17:16	87-61-6	
1,2,4-Trichlorobenzene	ND	ug/kg	6.0	1	09/04/20 13:28	09/04/20 17:16	120-82-1	
1,1,1-Trichloroethane	ND	ug/kg	6.0	1	09/04/20 13:28	09/04/20 17:16	71-55-6	
1,1,2-Trichloroethane	ND	ug/kg	6.0	1	09/04/20 13:28	09/04/20 17:16	79-00-5	
Trichloroethene	ND	ug/kg	6.0	1	09/04/20 13:28	09/04/20 17:16	79-01-6	
Trichlorofluoromethane	ND	ug/kg	6.0	1	09/04/20 13:28	09/04/20 17:16	75-69-4	
1,2,3-Trichloropropane	ND	ug/kg	6.0	1	09/04/20 13:28	09/04/20 17:16	96-18-4	
1,2,4-Trimethylbenzene	ND	ug/kg	6.0	1	09/04/20 13:28	09/04/20 17:16	95-63-6	
1,3,5-Trimethylbenzene	ND	ug/kg	6.0	1	09/04/20 13:28	09/04/20 17:16	108-67-8	
Vinyl acetate	ND	ug/kg	60.3	1	09/04/20 13:28	09/04/20 17:16	108-05-4	
Vinyl chloride	ND	ug/kg	12.1	1	09/04/20 13:28	09/04/20 17:16	75-01-4	
Xylene (Total)	ND	ug/kg	12.1	1	09/04/20 13:28	09/04/20 17:16	1330-20-7	
m&p-Xylene	ND	ug/kg	12.1	1	09/04/20 13:28	09/04/20 17:16	179601-23-1	
o-Xylene	ND	ug/kg	6.0	1	09/04/20 13:28	09/04/20 17:16	95-47-6	
Surrogates								
Toluene-d8 (S)	101	%	70-130	1	09/04/20 13:28	09/04/20 17:16	2037-26-5	
4-Bromofluorobenzene (S)	104	%	70-130	1	09/04/20 13:28	09/04/20 17:16	460-00-4	
1,2-Dichloroethane-d4 (S)	104	%	70-132	1	09/04/20 13:28	09/04/20 17:16	17060-07-0	
Percent Moisture	Analytical Method: ASTM D2974-87 Pace Analytical Services - Charlotte							
Percent Moisture	**16.2**	%	0.10	1		09/03/20 18:34		
Total Solids 2540 G-2011	Analytical Method: SM 2540G Preparation Method: SM 2540 G Pace National - Mt. Juliet							
Total Solids	**84.3**	%		1	09/10/20 16:37	09/10/20 16:47		

REPORT OF LABORATORY ANALYSIS

This report shall not be reproduced, except in full,
without the written consent of Pace Analytical Services, LLC.

Pace Analytical Services, LLC
9800 Kincey Ave. Suite 100
Huntersville, NC 28078
(704)875-9092

ANALYTICAL RESULTS

Project: 2020-LI-2448
Pace Project No.: 92493992

Sample: RW-11_(27.5-30) **Lab ID: 92493992003** Collected: 09/02/20 09:40 Received: 09/03/20 06:45 Matrix: Solid

Results reported on a "dry weight" basis and are adjusted for percent moisture, sample size and any dilutions.

Parameters	Results	Units	Report Limit	DF	Prepared	Analyzed	CAS No.	Qual
MADEPV	Analytical Method: MADEP VPH Preparation Method: MADEPV Pace National - Mt. Juliet							
Aliphatic (C05-C08)	**201**	mg/kg	6.03	1	09/02/20 09:40	09/09/20 22:03		
Aliphatic (C09-C12)	**76.2**	mg/kg	6.03	1	09/02/20 09:40	09/09/20 22:03		
Aromatic (C09-C10),Unadjusted	**41.1**	mg/kg	6.03	1	09/02/20 09:40	09/09/20 22:03	TPHC9C10A	
Total VPH	**319**	mg/kg	6.03	1	09/02/20 09:40	09/09/20 22:03	VPH	
Surrogates								
2,5-Dibromotoluene (FID)	96.3	%	70.0-130	1	09/02/20 09:40	09/09/20 22:03	615-59-8FID	
2,5-Dibromotoluene (PID)	88.9	%	70.0-130	1	09/02/20 09:40	09/09/20 22:03	615-59-8PID	
VOA (GC/MS) 8260D	Analytical Method: EPA 8260D Preparation Method: 5035A Pace National - Mt. Juliet							
Acetone	ND	mg/kg	0.0603	1	09/02/20 09:40	09/10/20 15:57	67-64-1	R1
Benzene	**0.912**	mg/kg	0.00121	1	09/02/20 09:40	09/10/20 15:57	71-43-2	
Bromobenzene	ND	mg/kg	0.0151	1	09/02/20 09:40	09/10/20 15:57	108-86-1	
Bromochloromethane	ND	mg/kg	0.00603	1	09/02/20 09:40	09/10/20 15:57	74-97-5	
Bromodichloromethane	ND	mg/kg	0.00301	1	09/02/20 09:40	09/10/20 15:57	75-27-4	
Bromoform	ND	mg/kg	0.0301	1	09/02/20 09:40	09/10/20 15:57	75-25-2	
Bromomethane	ND	mg/kg	0.0151	1	09/02/20 09:40	09/10/20 15:57	74-83-9	
n-Butylbenzene	**1.07**	mg/kg	0.0151	1	09/02/20 09:40	09/10/20 15:57	104-51-8	
sec-Butylbenzene	**0.380**	mg/kg	0.0151	1	09/02/20 09:40	09/10/20 15:57	135-98-8	
tert-Butylbenzene	ND	mg/kg	0.00603	1	09/02/20 09:40	09/10/20 15:57	98-06-6	
Carbon tetrachloride	ND	mg/kg	0.00603	1	09/02/20 09:40	09/10/20 15:57	56-23-5	
Chlorobenzene	ND	mg/kg	0.00301	1	09/02/20 09:40	09/10/20 15:57	108-90-7	
Dibromochloromethane	ND	mg/kg	0.00301	1	09/02/20 09:40	09/10/20 15:57	124-48-1	
Chloroethane	ND	mg/kg	0.00603	1	09/02/20 09:40	09/10/20 15:57	75-00-3	
Chloroform	ND	mg/kg	0.00301	1	09/02/20 09:40	09/10/20 15:57	67-66-3	
Chloromethane	ND	mg/kg	0.0151	1	09/02/20 09:40	09/10/20 15:57	74-87-3	
2-Chlorotoluene	ND	mg/kg	0.00301	1	09/02/20 09:40	09/10/20 15:57	95-49-8	
4-Chlorotoluene	ND	mg/kg	0.00603	1	09/02/20 09:40	09/10/20 15:57	106-43-4	
1,2-Dibromo-3-chloropropane	ND	mg/kg	0.0301	1	09/02/20 09:40	09/10/20 15:57	96-12-8	
1,2-Dibromoethane (EDB)	ND	mg/kg	0.00301	1	09/02/20 09:40	09/10/20 15:57	106-93-4	
Dibromomethane	ND	mg/kg	0.00603	1	09/02/20 09:40	09/10/20 15:57	74-95-3	
1,2-Dichlorobenzene	ND	mg/kg	0.00603	1	09/02/20 09:40	09/10/20 15:57	95-50-1	
1,3-Dichlorobenzene	ND	mg/kg	0.00603	1	09/02/20 09:40	09/10/20 15:57	541-73-1	
1,4-Dichlorobenzene	ND	mg/kg	0.00603	1	09/02/20 09:40	09/10/20 15:57	106-46-7	
Dichlorodifluoromethane	ND	mg/kg	0.00301	1	09/02/20 09:40	09/10/20 15:57	75-71-8	
1,1-Dichloroethane	ND	mg/kg	0.00301	1	09/02/20 09:40	09/10/20 15:57	75-34-3	
1,2-Dichloroethane	ND	mg/kg	0.00301	1	09/02/20 09:40	09/10/20 15:57	107-06-2	
1,1-Dichloroethene	ND	mg/kg	0.00301	1	09/02/20 09:40	09/10/20 15:57	75-35-4	
cis-1,2-Dichloroethene	ND	mg/kg	0.00301	1	09/02/20 09:40	09/10/20 15:57	156-59-2	
trans-1,2-Dichloroethene	ND	mg/kg	0.00603	1	09/02/20 09:40	09/10/20 15:57	156-60-5	
1,2-Dichloropropane	ND	mg/kg	0.00603	1	09/02/20 09:40	09/10/20 15:57	78-87-5	
1,1-Dichloropropene	ND	mg/kg	0.00301	1	09/02/20 09:40	09/10/20 15:57	563-58-6	
1,3-Dichloropropane	ND	mg/kg	0.00603	1	09/02/20 09:40	09/10/20 15:57	142-28-9	
cis-1,3-Dichloropropene	ND	mg/kg	0.00301	1	09/02/20 09:40	09/10/20 15:57	10061-01-5	
trans-1,3-Dichloropropene	ND	mg/kg	0.00603	1	09/02/20 09:40	09/10/20 15:57	10061-02-6	

REPORT OF LABORATORY ANALYSIS

This report shall not be reproduced, except in full,
without the written consent of Pace Analytical Services, LLC.

Pace Analytical Services, LLC
9800 Kincey Ave. Suite 100
Huntersville, NC 28078
(704)875-9092

ANALYTICAL RESULTS

Project: 2020-LI-2448
Pace Project No.: 92493992

Sample: RW-11_(27.5-30) **Lab ID: 92493992003** Collected: 09/02/20 09:40 Received: 09/03/20 06:45 Matrix: Solid

Results reported on a "dry weight" basis and are adjusted for percent moisture, sample size and any dilutions.

Parameters	Results	Units	Report Limit	DF	Prepared	Analyzed	CAS No.	Qual
VOA (GC/MS) 8260D	Analytical Method: EPA 8260D Preparation Method: 5035A Pace National - Mt. Juliet							
2,2-Dichloropropane	ND	mg/kg	0.00301	1	09/02/20 09:40	09/10/20 15:57	594-20-7	
Diisopropyl ether	ND	mg/kg	0.00121	1	09/02/20 09:40	09/10/20 15:57	108-20-3	
Ethylbenzene	**4.26**	mg/kg	0.121	40	09/02/20 09:40	09/11/20 18:12	100-41-4	
Hexachloro-1,3-butadiene	ND	mg/kg	0.0301	1	09/02/20 09:40	09/10/20 15:57	87-68-3	
2-Hexanone	ND	mg/kg	0.0301	1	09/02/20 09:40	09/10/20 15:57	591-78-6	
Isopropylbenzene (Cumene)	**0.839**	mg/kg	0.00301	1	09/02/20 09:40	09/10/20 15:57	98-82-8	
p-Isopropyltoluene	**0.248**	mg/kg	0.00603	1	09/02/20 09:40	09/10/20 15:57	99-87-6	
2-Butanone (MEK)	ND	mg/kg	0.121	1	09/02/20 09:40	09/10/20 15:57	78-93-3	
Methylene Chloride	ND	mg/kg	0.0301	1	09/02/20 09:40	09/10/20 15:57	75-09-2	
4-Methyl-2-pentanone (MIBK)	ND	mg/kg	0.0301	1	09/02/20 09:40	09/10/20 15:57	108-10-1	
Methyl-tert-butyl ether	**0.00816**	mg/kg	0.00121	1	09/02/20 09:40	09/10/20 15:57	1634-04-4	
Naphthalene	**1.77**	mg/kg	0.603	40	09/02/20 09:40	09/11/20 18:12	91-20-3	
n-Propylbenzene	**1.64**	mg/kg	0.241	40	09/02/20 09:40	09/11/20 18:12	103-65-1	
Styrene	ND	mg/kg	0.0151	1	09/02/20 09:40	09/10/20 15:57	100-42-5	
1,1,1,2-Tetrachloroethane	ND	mg/kg	0.00301	1	09/02/20 09:40	09/10/20 15:57	630-20-6	
1,1,2,2-Tetrachloroethane	ND	mg/kg	0.00301	1	09/02/20 09:40	09/10/20 15:57	79-34-5	
Tetrachloroethene	ND	mg/kg	0.00301	1	09/02/20 09:40	09/10/20 15:57	127-18-4	
Toluene	**11.5**	mg/kg	0.241	40	09/02/20 09:40	09/11/20 18:12	108-88-3	
1,2,3-Trichlorobenzene	ND	mg/kg	0.0151	1	09/02/20 09:40	09/10/20 15:57	87-61-6	
1,2,4-Trichlorobenzene	ND	mg/kg	0.0151	1	09/02/20 09:40	09/10/20 15:57	120-82-1	
1,1,1-Trichloroethane	ND	mg/kg	0.00301	1	09/02/20 09:40	09/10/20 15:57	71-55-6	
1,1,2-Trichloroethane	ND	mg/kg	0.00301	1	09/02/20 09:40	09/10/20 15:57	79-00-5	
Trichloroethene	ND	mg/kg	0.00121	1	09/02/20 09:40	09/10/20 15:57	79-01-6	
Trichlorofluoromethane	ND	mg/kg	0.00301	1	09/02/20 09:40	09/10/20 15:57	75-69-4	
1,2,3-Trichloropropane	ND	mg/kg	0.0151	1	09/02/20 09:40	09/10/20 15:57	96-18-4	
1,2,4-Trimethylbenzene	**10.8**	mg/kg	0.241	40	09/02/20 09:40	09/11/20 18:12	95-63-6	
1,3,5-Trimethylbenzene	**2.70**	mg/kg	0.241	40	09/02/20 09:40	09/11/20 18:12	108-67-8	
Vinyl chloride	ND	mg/kg	0.00301	1	09/02/20 09:40	09/10/20 15:57	75-01-4	
Vinyl acetate	ND	mg/kg	0.0151	1	09/02/20 09:40	09/10/20 15:57	108-05-4	
Xylene (Total)	**22.4**	mg/kg	0.314	40	09/02/20 09:40	09/11/20 18:12	1330-20-7	
o-Xylene	**6.34**	mg/kg	0.121	40	09/02/20 09:40	09/11/20 18:12	95-47-6	
m&p-Xylene	**16.0**	mg/kg	0.193	40	09/02/20 09:40	09/11/20 18:12	179601-23-1	
Surrogates								
Toluene-d8 (S)	112	%	75.0-131	1	09/02/20 09:40	09/10/20 15:57	2037-26-5	
Toluene-d8 (S)	95.9	%	75.0-131	40	09/02/20 09:40	09/11/20 18:12	2037-26-5	
4-Bromofluorobenzene (S)	90.9	%	67.0-138	1	09/02/20 09:40	09/10/20 15:57	460-00-4	
4-Bromofluorobenzene (S)	104	%	67.0-138	40	09/02/20 09:40	09/11/20 18:12	460-00-4	
1,2-Dichloroethane-d4 (S)	102	%	70.0-130	1	09/02/20 09:40	09/10/20 15:57	17060-07-0	
1,2-Dichloroethane-d4 (S)	103	%	70.0-130	40	09/02/20 09:40	09/11/20 18:12	17060-07-0	
Total Solids 2540 G-2011	Analytical Method: SM 2540G Preparation Method: SM 2540 G Pace National - Mt. Juliet							
Total Solids	**91.0**	%		1	09/10/20 16:37	09/10/20 16:47		

REPORT OF LABORATORY ANALYSIS

This report shall not be reproduced, except in full,
without the written consent of Pace Analytical Services, LLC.

Pace Analytical Services, LLC
9800 Kincey Ave. Suite 100
Huntersville, NC 28078
(704)875-9092

ANALYTICAL RESULTS

Project: 2020-LI-2448
Pace Project No.: 92493992

Sample: RW-11_(25-27.5) **Lab ID: 92493992004** Collected: 09/02/20 09:45 Received: 09/03/20 06:45 Matrix: Solid

Results reported on a "dry weight" basis and are adjusted for percent moisture, sample size and any dilutions.

Parameters	Results	Units	Report Limit	DF	Prepared	Analyzed	CAS No.	Qual
MADEPV	Analytical Method: MADEP VPH Preparation Method: MADEPV Pace National - Mt. Juliet							
Aliphatic (C05-C08)	ND	mg/kg	6.72	1	09/01/20 09:45	09/09/20 22:36		
Aliphatic (C09-C12)	ND	mg/kg	6.72	1	09/01/20 09:45	09/09/20 22:36		
Aromatic (C09-C10),Unadjusted	ND	mg/kg	6.72	1	09/01/20 09:45	09/09/20 22:36	TPHC9C10A	
Total VPH	ND	mg/kg	6.72	1	09/01/20 09:45	09/09/20 22:36	VPH	
Surrogates								
2,5-Dibromotoluene (FID)	91.3	%	70.0-130	1	09/01/20 09:45	09/09/20 22:36	615-59-8FID	
2,5-Dibromotoluene (PID)	86.8	%	70.0-130	1	09/01/20 09:45	09/09/20 22:36	615-59-8PID	
VOA (GC/MS) 8260D	Analytical Method: EPA 8260D Preparation Method: 5035A Pace National - Mt. Juliet							
Acetone	ND	mg/kg	0.0672	1	09/01/20 09:45	09/10/20 16:15	67-64-1	R1
Benzene	**0.0340**	mg/kg	0.00134	1	09/01/20 09:45	09/10/20 16:15	71-43-2	
Bromobenzene	ND	mg/kg	0.0168	1	09/01/20 09:45	09/10/20 16:15	108-86-1	
Bromochloromethane	ND	mg/kg	0.00672	1	09/01/20 09:45	09/10/20 16:15	74-97-5	
Bromodichloromethane	ND	mg/kg	0.00336	1	09/01/20 09:45	09/10/20 16:15	75-27-4	
Bromoform	ND	mg/kg	0.0336	1	09/01/20 09:45	09/10/20 16:15	75-25-2	
Bromomethane	ND	mg/kg	0.0168	1	09/01/20 09:45	09/10/20 16:15	74-83-9	
n-Butylbenzene	**0.0235**	mg/kg	0.0168	1	09/01/20 09:45	09/10/20 16:15	104-51-8	
sec-Butylbenzene	ND	mg/kg	0.0168	1	09/01/20 09:45	09/10/20 16:15	135-98-8	
tert-Butylbenzene	ND	mg/kg	0.00672	1	09/01/20 09:45	09/10/20 16:15	98-06-6	
Carbon tetrachloride	ND	mg/kg	0.00672	1	09/01/20 09:45	09/10/20 16:15	56-23-5	
Chlorobenzene	ND	mg/kg	0.00336	1	09/01/20 09:45	09/10/20 16:15	108-90-7	
Dibromochloromethane	ND	mg/kg	0.00336	1	09/01/20 09:45	09/10/20 16:15	124-48-1	
Chloroethane	ND	mg/kg	0.00672	1	09/01/20 09:45	09/10/20 16:15	75-00-3	
Chloroform	ND	mg/kg	0.00336	1	09/01/20 09:45	09/10/20 16:15	67-66-3	
Chloromethane	ND	mg/kg	0.0168	1	09/01/20 09:45	09/10/20 16:15	74-87-3	
2-Chlorotoluene	ND	mg/kg	0.00336	1	09/01/20 09:45	09/10/20 16:15	95-49-8	
4-Chlorotoluene	ND	mg/kg	0.00672	1	09/01/20 09:45	09/10/20 16:15	106-43-4	
1,2-Dibromo-3-chloropropane	ND	mg/kg	0.0336	1	09/01/20 09:45	09/10/20 16:15	96-12-8	
1,2-Dibromoethane (EDB)	ND	mg/kg	0.00336	1	09/01/20 09:45	09/10/20 16:15	106-93-4	
Dibromomethane	ND	mg/kg	0.00672	1	09/01/20 09:45	09/10/20 16:15	74-95-3	
1,2-Dichlorobenzene	ND	mg/kg	0.00672	1	09/01/20 09:45	09/10/20 16:15	95-50-1	
1,3-Dichlorobenzene	ND	mg/kg	0.00672	1	09/01/20 09:45	09/10/20 16:15	541-73-1	
1,4-Dichlorobenzene	ND	mg/kg	0.00672	1	09/01/20 09:45	09/10/20 16:15	106-46-7	
Dichlorodifluoromethane	ND	mg/kg	0.00336	1	09/01/20 09:45	09/10/20 16:15	75-71-8	
1,1-Dichloroethane	ND	mg/kg	0.00336	1	09/01/20 09:45	09/10/20 16:15	75-34-3	
1,2-Dichloroethane	ND	mg/kg	0.00336	1	09/01/20 09:45	09/10/20 16:15	107-06-2	
1,1-Dichloroethene	ND	mg/kg	0.00336	1	09/01/20 09:45	09/10/20 16:15	75-35-4	
cis-1,2-Dichloroethene	ND	mg/kg	0.00336	1	09/01/20 09:45	09/10/20 16:15	156-59-2	
trans-1,2-Dichloroethene	ND	mg/kg	0.00672	1	09/01/20 09:45	09/10/20 16:15	156-60-5	
1,2-Dichloropropane	ND	mg/kg	0.00672	1	09/01/20 09:45	09/10/20 16:15	78-87-5	
1,1-Dichloropropene	ND	mg/kg	0.00336	1	09/01/20 09:45	09/10/20 16:15	563-58-6	
1,3-Dichloropropane	ND	mg/kg	0.00672	1	09/01/20 09:45	09/10/20 16:15	142-28-9	
cis-1,3-Dichloropropene	ND	mg/kg	0.00336	1	09/01/20 09:45	09/10/20 16:15	10061-01-5	
trans-1,3-Dichloropropene	ND	mg/kg	0.00672	1	09/01/20 09:45	09/10/20 16:15	10061-02-6	

REPORT OF LABORATORY ANALYSIS

This report shall not be reproduced, except in full,
without the written consent of Pace Analytical Services, LLC.

Pace Analytical Services, LLC
9800 Kincey Ave. Suite 100
Huntersville, NC 28078
(704)875-9092

ANALYTICAL RESULTS

Project: 2020-LI-2448
Pace Project No.: 92493992

Sample: RW-11_(25-27.5) **Lab ID: 92493992004** Collected: 09/02/20 09:45 Received: 09/03/20 06:45 Matrix: Solid

Results reported on a "dry weight" basis and are adjusted for percent moisture, sample size and any dilutions.

Parameters	Results	Units	Report Limit	DF	Prepared	Analyzed	CAS No.	Qual
VOA (GC/MS) 8260D	Analytical Method: EPA 8260D Preparation Method: 5035A Pace National - Mt. Juliet							
2,2-Dichloropropane	ND	mg/kg	0.00336	1	09/01/20 09:45	09/10/20 16:15	594-20-7	
Diisopropyl ether	**0.00387**	mg/kg	0.00134	1	09/01/20 09:45	09/10/20 16:15	108-20-3	
Ethylbenzene	**0.0344**	mg/kg	0.00336	1	09/01/20 09:45	09/11/20 18:31	100-41-4	
Hexachloro-1,3-butadiene	ND	mg/kg	0.0336	1	09/01/20 09:45	09/10/20 16:15	87-68-3	
2-Hexanone	ND	mg/kg	0.0336	1	09/01/20 09:45	09/10/20 16:15	591-78-6	
Isopropylbenzene (Cumene)	**0.00587**	mg/kg	0.00336	1	09/01/20 09:45	09/10/20 16:15	98-82-8	
p-Isopropyltoluene	ND	mg/kg	0.00672	1	09/01/20 09:45	09/10/20 16:15	99-87-6	
2-Butanone (MEK)	ND	mg/kg	0.134	1	09/01/20 09:45	09/10/20 16:15	78-93-3	
Methylene Chloride	ND	mg/kg	0.0336	1	09/01/20 09:45	09/10/20 16:15	75-09-2	
4-Methyl-2-pentanone (MIBK)	ND	mg/kg	0.0336	1	09/01/20 09:45	09/10/20 16:15	108-10-1	
Methyl-tert-butyl ether	ND	mg/kg	0.00134	1	09/01/20 09:45	09/10/20 16:15	1634-04-4	
Naphthalene	ND	mg/kg	0.0168	1	09/01/20 09:45	09/11/20 18:31	91-20-3	
n-Propylbenzene	ND	mg/kg	0.00672	1	09/01/20 09:45	09/11/20 18:31	103-65-1	
Styrene	ND	mg/kg	0.0168	1	09/01/20 09:45	09/10/20 16:15	100-42-5	
1,1,1,2-Tetrachloroethane	ND	mg/kg	0.00336	1	09/01/20 09:45	09/10/20 16:15	630-20-6	
1,1,2,2-Tetrachloroethane	ND	mg/kg	0.00336	1	09/01/20 09:45	09/10/20 16:15	79-34-5	
Tetrachloroethene	ND	mg/kg	0.00336	1	09/01/20 09:45	09/10/20 16:15	127-18-4	
Toluene	**0.224**	mg/kg	0.00672	1	09/01/20 09:45	09/11/20 18:31	108-88-3	
1,2,3-Trichlorobenzene	ND	mg/kg	0.0168	1	09/01/20 09:45	09/10/20 16:15	87-61-6	
1,2,4-Trichlorobenzene	ND	mg/kg	0.0168	1	09/01/20 09:45	09/10/20 16:15	120-82-1	
1,1,1-Trichloroethane	ND	mg/kg	0.00336	1	09/01/20 09:45	09/10/20 16:15	71-55-6	
1,1,2-Trichloroethane	ND	mg/kg	0.00336	1	09/01/20 09:45	09/10/20 16:15	79-00-5	
Trichloroethene	ND	mg/kg	0.00134	1	09/01/20 09:45	09/10/20 16:15	79-01-6	
Trichlorofluoromethane	ND	mg/kg	0.00336	1	09/01/20 09:45	09/10/20 16:15	75-69-4	
1,2,3-Trichloropropane	ND	mg/kg	0.0168	1	09/01/20 09:45	09/10/20 16:15	96-18-4	
1,2,4-Trimethylbenzene	**0.0277**	mg/kg	0.00672	1	09/01/20 09:45	09/11/20 18:31	95-63-6	
1,3,5-Trimethylbenzene	ND	mg/kg	0.00672	1	09/01/20 09:45	09/11/20 18:31	108-67-8	
Vinyl chloride	ND	mg/kg	0.00336	1	09/01/20 09:45	09/10/20 16:15	75-01-4	
Vinyl acetate	ND	mg/kg	0.0168	1	09/01/20 09:45	09/10/20 16:15	108-05-4	
Xylene (Total)	ND	mg/kg	0.00874	1	09/01/20 09:45	09/10/20 16:15	1330-20-7	
o-Xylene	**0.0461**	mg/kg	0.00336	1	09/01/20 09:45	09/11/20 18:31	95-47-6	
m&p-Xylene	**0.131**	mg/kg	0.00538	1	09/01/20 09:45	09/11/20 18:31	179601-23-1	
Surrogates								
Toluene-d8 (S)	104	%	75.0-131	1	09/01/20 09:45	09/10/20 16:15	2037-26-5	
Toluene-d8 (S)	104	%	75.0-131	1	09/01/20 09:45	09/11/20 18:31	2037-26-5	
4-Bromofluorobenzene (S)	94.1	%	67.0-138	1	09/01/20 09:45	09/10/20 16:15	460-00-4	
4-Bromofluorobenzene (S)	94.3	%	67.0-138	1	09/01/20 09:45	09/11/20 18:31	460-00-4	
1,2-Dichloroethane-d4 (S)	86.4	%	70.0-130	1	09/01/20 09:45	09/10/20 16:15	17060-07-0	
1,2-Dichloroethane-d4 (S)	93.8	%	70.0-130	1	09/01/20 09:45	09/11/20 18:31	17060-07-0	
Total Solids 2540 G-2011	Analytical Method: SM 2540G Preparation Method: SM 2540 G Pace National - Mt. Juliet							
Total Solids	**85.6**	%		1	09/10/20 16:37	09/10/20 16:47		

REPORT OF LABORATORY ANALYSIS

This report shall not be reproduced, except in full,
without the written consent of Pace Analytical Services, LLC.

Pace Analytical Services, LLC
9800 Kincey Ave. Suite 100
Huntersville, NC 28078
(704)875-9092

ANALYTICAL RESULTS

Project: 2020-LI-2448
Pace Project No.: 92493992

Sample: MW-11_(37.5-40') **Lab ID: 92493992005** Collected: 09/01/20 09:00 Received: 09/03/20 06:45 Matrix: Solid

Results reported on a "dry weight" basis and are adjusted for percent moisture, sample size and any dilutions.

Parameters	Results	Units	Report Limit	DF	Prepared	Analyzed	CAS No.	Qual
MADEPV	Analytical Method: MADEP VPH Preparation Method: MADEPV Pace National - Mt. Juliet							
Aliphatic (C05-C08)	ND	mg/kg	6.16	1	09/01/20 09:00	09/09/20 23:09		
Aliphatic (C09-C12)	ND	mg/kg	6.16	1	09/01/20 09:00	09/09/20 23:09		
Aromatic (C09-C10),Unadjusted	ND	mg/kg	6.16	1	09/01/20 09:00	09/09/20 23:09	TPHC9C10A	
Total VPH	ND	mg/kg	6.16	1	09/01/20 09:00	09/09/20 23:09	VPH	
Surrogates								
2,5-Dibromotoluene (FID)	91.8	%	70.0-130	1	09/01/20 09:00	09/09/20 23:09	615-59-8FID	
2,5-Dibromotoluene (PID)	86.6	%	70.0-130	1	09/01/20 09:00	09/09/20 23:09	615-59-8PID	
VOA (GC/MS) 8260D	Analytical Method: EPA 8260D Preparation Method: 5035A Pace National - Mt. Juliet							
Acetone	ND	mg/kg	0.0616	1	09/01/20 09:00	09/10/20 16:34	67-64-1	R1
Benzene	ND	mg/kg	0.00123	1	09/01/20 09:00	09/10/20 16:34	71-43-2	
Bromobenzene	ND	mg/kg	0.0154	1	09/01/20 09:00	09/10/20 16:34	108-86-1	
Bromochloromethane	ND	mg/kg	0.00616	1	09/01/20 09:00	09/10/20 16:34	74-97-5	
Bromodichloromethane	ND	mg/kg	0.00308	1	09/01/20 09:00	09/10/20 16:34	75-27-4	
Bromoform	ND	mg/kg	0.0308	1	09/01/20 09:00	09/10/20 16:34	75-25-2	
Bromomethane	ND	mg/kg	0.0154	1	09/01/20 09:00	09/10/20 16:34	74-83-9	
n-Butylbenzene	ND	mg/kg	0.0154	1	09/01/20 09:00	09/10/20 16:34	104-51-8	
sec-Butylbenzene	ND	mg/kg	0.0154	1	09/01/20 09:00	09/10/20 16:34	135-98-8	
tert-Butylbenzene	ND	mg/kg	0.00616	1	09/01/20 09:00	09/10/20 16:34	98-06-6	
Carbon tetrachloride	ND	mg/kg	0.00616	1	09/01/20 09:00	09/10/20 16:34	56-23-5	
Chlorobenzene	ND	mg/kg	0.00308	1	09/01/20 09:00	09/10/20 16:34	108-90-7	
Dibromochloromethane	ND	mg/kg	0.00308	1	09/01/20 09:00	09/10/20 16:34	124-48-1	
Chloroethane	ND	mg/kg	0.00616	1	09/01/20 09:00	09/10/20 16:34	75-00-3	
Chloroform	ND	mg/kg	0.00308	1	09/01/20 09:00	09/10/20 16:34	67-66-3	
Chloromethane	ND	mg/kg	0.0154	1	09/01/20 09:00	09/10/20 16:34	74-87-3	
2-Chlorotoluene	ND	mg/kg	0.00308	1	09/01/20 09:00	09/10/20 16:34	95-49-8	
4-Chlorotoluene	ND	mg/kg	0.00616	1	09/01/20 09:00	09/10/20 16:34	106-43-4	
1,2-Dibromo-3-chloropropane	ND	mg/kg	0.0308	1	09/01/20 09:00	09/10/20 16:34	96-12-8	
1,2-Dibromoethane (EDB)	ND	mg/kg	0.00308	1	09/01/20 09:00	09/10/20 16:34	106-93-4	
Dibromomethane	ND	mg/kg	0.00616	1	09/01/20 09:00	09/10/20 16:34	74-95-3	
1,2-Dichlorobenzene	ND	mg/kg	0.00616	1	09/01/20 09:00	09/10/20 16:34	95-50-1	
1,3-Dichlorobenzene	ND	mg/kg	0.00616	1	09/01/20 09:00	09/10/20 16:34	541-73-1	
1,4-Dichlorobenzene	ND	mg/kg	0.00616	1	09/01/20 09:00	09/10/20 16:34	106-46-7	
Dichlorodifluoromethane	ND	mg/kg	0.00308	1	09/01/20 09:00	09/10/20 16:34	75-71-8	
1,1-Dichloroethane	ND	mg/kg	0.00308	1	09/01/20 09:00	09/10/20 16:34	75-34-3	
1,2-Dichloroethane	ND	mg/kg	0.00308	1	09/01/20 09:00	09/10/20 16:34	107-06-2	
1,1-Dichloroethene	ND	mg/kg	0.00308	1	09/01/20 09:00	09/10/20 16:34	75-35-4	
cis-1,2-Dichloroethene	ND	mg/kg	0.00308	1	09/01/20 09:00	09/10/20 16:34	156-59-2	
trans-1,2-Dichloroethene	ND	mg/kg	0.00616	1	09/01/20 09:00	09/10/20 16:34	156-60-5	
1,2-Dichloropropane	ND	mg/kg	0.00616	1	09/01/20 09:00	09/10/20 16:34	78-87-5	
1,1-Dichloropropene	ND	mg/kg	0.00308	1	09/01/20 09:00	09/10/20 16:34	563-58-6	
1,3-Dichloropropane	ND	mg/kg	0.00616	1	09/01/20 09:00	09/10/20 16:34	142-28-9	
cis-1,3-Dichloropropene	ND	mg/kg	0.00308	1	09/01/20 09:00	09/10/20 16:34	10061-01-5	
trans-1,3-Dichloropropene	ND	mg/kg	0.00616	1	09/01/20 09:00	09/10/20 16:34	10061-02-6	

REPORT OF LABORATORY ANALYSIS

This report shall not be reproduced, except in full,
without the written consent of Pace Analytical Services, LLC.

Pace Analytical Services, LLC
9800 Kincey Ave. Suite 100
Huntersville, NC 28078
(704)875-9092

ANALYTICAL RESULTS

Project: 2020-LI-2448
Pace Project No.: 92493992

Sample: MW-11_(37.5-40') **Lab ID: 92493992005** Collected: 09/01/20 09:00 Received: 09/03/20 06:45 Matrix: Solid

Results reported on a "dry weight" basis and are adjusted for percent moisture, sample size and any dilutions.

Parameters	Results	Units	Report Limit	DF	Prepared	Analyzed	CAS No.	Qual
VOA (GC/MS) 8260D	Analytical Method: EPA 8260D Preparation Method: 5035A Pace National - Mt. Juliet							
2,2-Dichloropropane	ND	mg/kg	0.00308	1	09/01/20 09:00	09/10/20 16:34	594-20-7	
Diisopropyl ether	ND	mg/kg	0.00123	1	09/01/20 09:00	09/10/20 16:34	108-20-3	
Ethylbenzene	ND	mg/kg	0.00308	1	09/01/20 09:00	09/11/20 18:50	100-41-4	
Hexachloro-1,3-butadiene	ND	mg/kg	0.0308	1	09/01/20 09:00	09/10/20 16:34	87-68-3	
2-Hexanone	ND	mg/kg	0.0308	1	09/01/20 09:00	09/10/20 16:34	591-78-6	
Isopropylbenzene (Cumene)	ND	mg/kg	0.00308	1	09/01/20 09:00	09/10/20 16:34	98-82-8	
p-Isopropyltoluene	ND	mg/kg	0.00616	1	09/01/20 09:00	09/10/20 16:34	99-87-6	
2-Butanone (MEK)	ND	mg/kg	0.123	1	09/01/20 09:00	09/10/20 16:34	78-93-3	
Methylene Chloride	ND	mg/kg	0.0308	1	09/01/20 09:00	09/10/20 16:34	75-09-2	
4-Methyl-2-pentanone (MIBK)	ND	mg/kg	0.0308	1	09/01/20 09:00	09/10/20 16:34	108-10-1	
Methyl-tert-butyl ether	ND	mg/kg	0.00123	1	09/01/20 09:00	09/10/20 16:34	1634-04-4	
Naphthalene	ND	mg/kg	0.0154	1	09/01/20 09:00	09/11/20 18:50	91-20-3	
n-Propylbenzene	ND	mg/kg	0.00616	1	09/01/20 09:00	09/11/20 18:50	103-65-1	
Styrene	ND	mg/kg	0.0154	1	09/01/20 09:00	09/10/20 16:34	100-42-5	
1,1,1,2-Tetrachloroethane	ND	mg/kg	0.00308	1	09/01/20 09:00	09/10/20 16:34	630-20-6	
1,1,2,2-Tetrachloroethane	ND	mg/kg	0.00308	1	09/01/20 09:00	09/10/20 16:34	79-34-5	
Tetrachloroethene	ND	mg/kg	0.00308	1	09/01/20 09:00	09/10/20 16:34	127-18-4	
Toluene	ND	mg/kg	0.00616	1	09/01/20 09:00	09/11/20 18:50	108-88-3	
1,2,3-Trichlorobenzene	ND	mg/kg	0.0154	1	09/01/20 09:00	09/10/20 16:34	87-61-6	
1,2,4-Trichlorobenzene	ND	mg/kg	0.0154	1	09/01/20 09:00	09/10/20 16:34	120-82-1	
1,1,1-Trichloroethane	ND	mg/kg	0.00308	1	09/01/20 09:00	09/10/20 16:34	71-55-6	
1,1,2-Trichloroethane	ND	mg/kg	0.00308	1	09/01/20 09:00	09/10/20 16:34	79-00-5	
Trichloroethene	ND	mg/kg	0.00123	1	09/01/20 09:00	09/10/20 16:34	79-01-6	
Trichlorofluoromethane	ND	mg/kg	0.00308	1	09/01/20 09:00	09/10/20 16:34	75-69-4	
1,2,3-Trichloropropane	ND	mg/kg	0.0154	1	09/01/20 09:00	09/10/20 16:34	96-18-4	
1,2,4-Trimethylbenzene	ND	mg/kg	0.00616	1	09/01/20 09:00	09/11/20 18:50	95-63-6	
1,3,5-Trimethylbenzene	ND	mg/kg	0.00616	1	09/01/20 09:00	09/11/20 18:50	108-67-8	
Vinyl chloride	ND	mg/kg	0.00308	1	09/01/20 09:00	09/10/20 16:34	75-01-4	
Vinyl acetate	ND	mg/kg	0.0154	1	09/01/20 09:00	09/10/20 16:34	108-05-4	
Xylene (Total)	ND	mg/kg	0.00801	1	09/01/20 09:00	09/11/20 18:50	1330-20-7	
o-Xylene	ND	mg/kg	0.00308	1	09/01/20 09:00	09/11/20 18:50	95-47-6	
m&p-Xylene	ND	mg/kg	0.00493	1	09/01/20 09:00	09/11/20 18:50	179601-23-1	
Surrogates								
Toluene-d8 (S)	106	%	75.0-131	1	09/01/20 09:00	09/10/20 16:34	2037-26-5	
Toluene-d8 (S)	106	%	75.0-131	1	09/01/20 09:00	09/11/20 18:50	2037-26-5	
4-Bromofluorobenzene (S)	94.4	%	67.0-138	1	09/01/20 09:00	09/10/20 16:34	460-00-4	
4-Bromofluorobenzene (S)	92.1	%	67.0-138	1	09/01/20 09:00	09/11/20 18:50	460-00-4	
1,2-Dichloroethane-d4 (S)	88.2	%	70.0-130	1	09/01/20 09:00	09/10/20 16:34	17060-07-0	
1,2-Dichloroethane-d4 (S)	90.1	%	70.0-130	1	09/01/20 09:00	09/11/20 18:50	17060-07-0	
Total Solids 2540 G-2011	Analytical Method: SM 2540G Preparation Method: SM 2540 G Pace National - Mt. Juliet							
Total Solids	**89.9**	%		1	09/10/20 16:37	09/10/20 16:47		

REPORT OF LABORATORY ANALYSIS

This report shall not be reproduced, except in full,
without the written consent of Pace Analytical Services, LLC.

Pace Analytical Services, LLC
9800 Kincey Ave. Suite 100
Huntersville, NC 28078
(704)875-9092

ANALYTICAL RESULTS

Project: 2020-LI-2448
Pace Project No.: 92493992

Sample: MW-13_(25-27.5) **Lab ID: 92493992006** Collected: 09/01/20 15:30 Received: 09/03/20 06:45 Matrix: Solid

Results reported on a "dry weight" basis and are adjusted for percent moisture, sample size and any dilutions.

Parameters	Results	Units	Report Limit	DF	Prepared	Analyzed	CAS No.	Qual
MADEPV	Analytical Method: MADEP VPH Preparation Method: MADEPV Pace National - Mt. Juliet							
Aliphatic (C05-C08)	ND	mg/kg	8.04	1.3	09/01/20 15:30	09/13/20 14:58		
Aliphatic (C09-C12)	ND	mg/kg	8.04	1.3	09/01/20 15:30	09/13/20 14:58		
Aromatic (C09-C10),Unadjusted	ND	mg/kg	8.04	1.3	09/01/20 15:30	09/13/20 14:58	TPHC9C10A	
Total VPH	ND	mg/kg	8.04	1.3	09/01/20 15:30	09/13/20 14:58	VPH	
Surrogates								
2,5-Dibromotoluene (FID)	96.6	%	70.0-130	1.3	09/01/20 15:30	09/13/20 14:58	615-59-8FID	
2,5-Dibromotoluene (PID)	90.5	%	70.0-130	1.3	09/01/20 15:30	09/13/20 14:58	615-59-8PID	
VOA (GC/MS) 8260D	Analytical Method: EPA 8260D Preparation Method: 5035A Pace National - Mt. Juliet							
Acetone	ND	mg/kg	0.0804	1.3	09/01/20 15:30	09/10/20 16:53	67-64-1	R1
Benzene	ND	mg/kg	0.00161	1.3	09/01/20 15:30	09/10/20 16:53	71-43-2	
Bromobenzene	ND	mg/kg	0.0202	1.3	09/01/20 15:30	09/10/20 16:53	108-86-1	
Bromochloromethane	ND	mg/kg	0.00804	1.3	09/01/20 15:30	09/10/20 16:53	74-97-5	
Bromodichloromethane	ND	mg/kg	0.00402	1.3	09/01/20 15:30	09/10/20 16:53	75-27-4	
Bromoform	ND	mg/kg	0.0402	1.3	09/01/20 15:30	09/10/20 16:53	75-25-2	
Bromomethane	ND	mg/kg	0.0202	1.3	09/01/20 15:30	09/10/20 16:53	74-83-9	
n-Butylbenzene	ND	mg/kg	0.0202	1.3	09/01/20 15:30	09/10/20 16:53	104-51-8	
sec-Butylbenzene	ND	mg/kg	0.0202	1.3	09/01/20 15:30	09/10/20 16:53	135-98-8	
tert-Butylbenzene	ND	mg/kg	0.00804	1.3	09/01/20 15:30	09/10/20 16:53	98-06-6	
Carbon tetrachloride	ND	mg/kg	0.00804	1.3	09/01/20 15:30	09/10/20 16:53	56-23-5	
Chlorobenzene	ND	mg/kg	0.00402	1.3	09/01/20 15:30	09/10/20 16:53	108-90-7	
Dibromochloromethane	ND	mg/kg	0.00402	1.3	09/01/20 15:30	09/10/20 16:53	124-48-1	
Chloroethane	ND	mg/kg	0.00804	1.3	09/01/20 15:30	09/10/20 16:53	75-00-3	
Chloroform	ND	mg/kg	0.00402	1.3	09/01/20 15:30	09/10/20 16:53	67-66-3	
Chloromethane	ND	mg/kg	0.0202	1.3	09/01/20 15:30	09/10/20 16:53	74-87-3	
2-Chlorotoluene	ND	mg/kg	0.00402	1.3	09/01/20 15:30	09/10/20 16:53	95-49-8	
4-Chlorotoluene	ND	mg/kg	0.00804	1.3	09/01/20 15:30	09/10/20 16:53	106-43-4	
1,2-Dibromo-3-chloropropane	ND	mg/kg	0.0402	1.3	09/01/20 15:30	09/10/20 16:53	96-12-8	
1,2-Dibromoethane (EDB)	ND	mg/kg	0.00402	1.3	09/01/20 15:30	09/10/20 16:53	106-93-4	
Dibromomethane	ND	mg/kg	0.00804	1.3	09/01/20 15:30	09/10/20 16:53	74-95-3	
1,2-Dichlorobenzene	ND	mg/kg	0.00804	1.3	09/01/20 15:30	09/10/20 16:53	95-50-1	
1,3-Dichlorobenzene	ND	mg/kg	0.00804	1.3	09/01/20 15:30	09/10/20 16:53	541-73-1	
1,4-Dichlorobenzene	ND	mg/kg	0.00804	1.3	09/01/20 15:30	09/10/20 16:53	106-46-7	
Dichlorodifluoromethane	ND	mg/kg	0.00402	1.3	09/01/20 15:30	09/10/20 16:53	75-71-8	
1,1-Dichloroethane	ND	mg/kg	0.00402	1.3	09/01/20 15:30	09/10/20 16:53	75-34-3	
1,2-Dichloroethane	ND	mg/kg	0.00402	1.3	09/01/20 15:30	09/10/20 16:53	107-06-2	
1,1-Dichloroethene	ND	mg/kg	0.00402	1.3	09/01/20 15:30	09/10/20 16:53	75-35-4	
cis-1,2-Dichloroethene	ND	mg/kg	0.00402	1.3	09/01/20 15:30	09/10/20 16:53	156-59-2	
trans-1,2-Dichloroethene	ND	mg/kg	0.00804	1.3	09/01/20 15:30	09/10/20 16:53	156-60-5	
1,2-Dichloropropane	ND	mg/kg	0.00804	1.3	09/01/20 15:30	09/10/20 16:53	78-87-5	
1,1-Dichloropropene	ND	mg/kg	0.00402	1.3	09/01/20 15:30	09/10/20 16:53	563-58-6	
1,3-Dichloropropane	ND	mg/kg	0.00804	1.3	09/01/20 15:30	09/10/20 16:53	142-28-9	
cis-1,3-Dichloropropene	ND	mg/kg	0.00402	1.3	09/01/20 15:30	09/10/20 16:53	10061-01-5	
trans-1,3-Dichloropropene	ND	mg/kg	0.00804	1.3	09/01/20 15:30	09/10/20 16:53	10061-02-6	

REPORT OF LABORATORY ANALYSIS

This report shall not be reproduced, except in full,
without the written consent of Pace Analytical Services, LLC.

Pace Analytical Services, LLC
9800 Kincey Ave. Suite 100
Huntersville, NC 28078
(704)875-9092

ANALYTICAL RESULTS

Project: 2020-LI-2448
Pace Project No.: 92493992

Sample: MW-13_(25-27.5) **Lab ID: 92493992006** Collected: 09/01/20 15:30 Received: 09/03/20 06:45 Matrix: Solid

Results reported on a "dry weight" basis and are adjusted for percent moisture, sample size and any dilutions.

Parameters	Results	Units	Report Limit	DF	Prepared	Analyzed	CAS No.	Qual
VOA (GC/MS) 8260D	Analytical Method: EPA 8260D Preparation Method: 5035A Pace National - Mt. Juliet							
2,2-Dichloropropane	ND	mg/kg	0.00402	1.3	09/01/20 15:30	09/10/20 16:53	594-20-7	
Diisopropyl ether	ND	mg/kg	0.00161	1.3	09/01/20 15:30	09/10/20 16:53	108-20-3	
Ethylbenzene	ND	mg/kg	0.00402	1.3	09/01/20 15:30	09/11/20 19:09	100-41-4	
Hexachloro-1,3-butadiene	ND	mg/kg	0.0402	1.3	09/01/20 15:30	09/10/20 16:53	87-68-3	
2-Hexanone	ND	mg/kg	0.0402	1.3	09/01/20 15:30	09/10/20 16:53	591-78-6	
Isopropylbenzene (Cumene)	ND	mg/kg	0.00402	1.3	09/01/20 15:30	09/10/20 16:53	98-82-8	
p-Isopropyltoluene	ND	mg/kg	0.00804	1.3	09/01/20 15:30	09/10/20 16:53	99-87-6	
2-Butanone (MEK)	ND	mg/kg	0.161	1.3	09/01/20 15:30	09/10/20 16:53	78-93-3	
Methylene Chloride	ND	mg/kg	0.0402	1.3	09/01/20 15:30	09/10/20 16:53	75-09-2	
4-Methyl-2-pentanone (MIBK)	ND	mg/kg	0.0402	1.3	09/01/20 15:30	09/10/20 16:53	108-10-1	
Methyl-tert-butyl ether	ND	mg/kg	0.00161	1.3	09/01/20 15:30	09/10/20 16:53	1634-04-4	
Naphthalene	ND	mg/kg	0.0202	1.3	09/01/20 15:30	09/10/20 16:53	91-20-3	
n-Propylbenzene	ND	mg/kg	0.00804	1.3	09/01/20 15:30	09/10/20 16:53	103-65-1	
Styrene	ND	mg/kg	0.0202	1.3	09/01/20 15:30	09/10/20 16:53	100-42-5	
1,1,1,2-Tetrachloroethane	ND	mg/kg	0.00402	1.3	09/01/20 15:30	09/10/20 16:53	630-20-6	
1,1,2,2-Tetrachloroethane	ND	mg/kg	0.00402	1.3	09/01/20 15:30	09/10/20 16:53	79-34-5	
Tetrachloroethene	ND	mg/kg	0.00402	1.3	09/01/20 15:30	09/10/20 16:53	127-18-4	
Toluene	ND	mg/kg	0.00804	1.3	09/01/20 15:30	09/11/20 19:09	108-88-3	
1,2,3-Trichlorobenzene	ND	mg/kg	0.0202	1.3	09/01/20 15:30	09/10/20 16:53	87-61-6	
1,2,4-Trichlorobenzene	ND	mg/kg	0.0202	1.3	09/01/20 15:30	09/10/20 16:53	120-82-1	
1,1,1-Trichloroethane	ND	mg/kg	0.00402	1.3	09/01/20 15:30	09/10/20 16:53	71-55-6	
1,1,2-Trichloroethane	ND	mg/kg	0.00402	1.3	09/01/20 15:30	09/10/20 16:53	79-00-5	
Trichloroethene	ND	mg/kg	0.00161	1.3	09/01/20 15:30	09/10/20 16:53	79-01-6	
Trichlorofluoromethane	ND	mg/kg	0.00402	1.3	09/01/20 15:30	09/10/20 16:53	75-69-4	
1,2,3-Trichloropropane	ND	mg/kg	0.0202	1.3	09/01/20 15:30	09/10/20 16:53	96-18-4	
1,2,4-Trimethylbenzene	ND	mg/kg	0.00804	1.3	09/01/20 15:30	09/11/20 19:09	95-63-6	
1,3,5-Trimethylbenzene	ND	mg/kg	0.00804	1.3	09/01/20 15:30	09/10/20 16:53	108-67-8	
Vinyl chloride	ND	mg/kg	0.00402	1.3	09/01/20 15:30	09/10/20 16:53	75-01-4	
Vinyl acetate	ND	mg/kg	0.0202	1.3	09/01/20 15:30	09/10/20 16:53	108-05-4	
Xylene (Total)	ND	mg/kg	0.0105	1.3	09/01/20 15:30	09/11/20 19:09	1330-20-7	
o-Xylene	ND	mg/kg	0.00402	1.3	09/01/20 15:30	09/11/20 19:09	95-47-6	
m&p-Xylene	ND	mg/kg	0.00644	1.3	09/01/20 15:30	09/11/20 19:09	179601-23-1	
Surrogates								
Toluene-d8 (S)	104	%	75.0-131	1.3	09/01/20 15:30	09/10/20 16:53	2037-26-5	
Toluene-d8 (S)	107	%	75.0-131	1.3	09/01/20 15:30	09/11/20 19:09	2037-26-5	
4-Bromofluorobenzene (S)	94.6	%	67.0-138	1.3	09/01/20 15:30	09/10/20 16:53	460-00-4	
4-Bromofluorobenzene (S)	92.8	%	67.0-138	1.3	09/01/20 15:30	09/11/20 19:09	460-00-4	
1,2-Dichloroethane-d4 (S)	86.1	%	70.0-130	1.3	09/01/20 15:30	09/10/20 16:53	17060-07-0	
1,2-Dichloroethane-d4 (S)	92.6	%	70.0-130	1.3	09/01/20 15:30	09/11/20 19:09	17060-07-0	
Total Solids 2540 G-2011	Analytical Method: SM 2540G Preparation Method: SM 2540 G Pace National - Mt. Juliet							
Total Solids	**88.2**	%		1	09/10/20 16:37	09/10/20 16:47		

REPORT OF LABORATORY ANALYSIS

This report shall not be reproduced, except in full,
without the written consent of Pace Analytical Services, LLC.

Pace Analytical Services, LLC
9800 Kincey Ave. Suite 100
Huntersville, NC 28078
(704)875-9092

ANALYTICAL RESULTS

Project: 2020-LI-2448
Pace Project No.: 92493992

Sample: MW-17_(27.5-30) **Lab ID: 92493992007** Collected: 09/02/20 15:33 Received: 09/03/20 06:45 Matrix: Solid

Results reported on a "dry weight" basis and are adjusted for percent moisture, sample size and any dilutions.

Parameters	Results	Units	Report Limit	DF	Prepared	Analyzed	CAS No.	Qual
MADEPV	Analytical Method: MADEP VPH Preparation Method: MADEPV Pace National - Mt. Juliet							
Aliphatic (C05-C08)	ND	mg/kg	8.34	1.28	09/02/20 15:33	09/13/20 15:31		
Aliphatic (C09-C12)	ND	mg/kg	8.34	1.28	09/02/20 15:33	09/13/20 15:31		
Aromatic (C09-C10),Unadjusted	ND	mg/kg	8.34	1.28	09/02/20 15:33	09/13/20 15:31	TPHC9C10A	
Total VPH	ND	mg/kg	8.34	1.28	09/02/20 15:33	09/13/20 15:31	VPH	
Surrogates								
2,5-Dibromotoluene (FID)	93.9	%	70.0-130	1.28	09/02/20 15:33	09/13/20 15:31	615-59-8FID	
2,5-Dibromotoluene (PID)	88.5	%	70.0-130	1.28	09/02/20 15:33	09/13/20 15:31	615-59-8PID	
VOA (GC/MS) 8260D	Analytical Method: EPA 8260D Preparation Method: 5035A Pace National - Mt. Juliet							
Acetone	ND	mg/kg	0.0834	1.28	09/02/20 15:33	09/10/20 17:12	67-64-1	R1
Benzene	ND	mg/kg	0.00167	1.28	09/02/20 15:33	09/10/20 17:12	71-43-2	
Bromobenzene	ND	mg/kg	0.0208	1.28	09/02/20 15:33	09/10/20 17:12	108-86-1	
Bromochloromethane	ND	mg/kg	0.00834	1.28	09/02/20 15:33	09/10/20 17:12	74-97-5	
Bromodichloromethane	ND	mg/kg	0.00417	1.28	09/02/20 15:33	09/10/20 17:12	75-27-4	
Bromoform	ND	mg/kg	0.0417	1.28	09/02/20 15:33	09/10/20 17:12	75-25-2	
Bromomethane	ND	mg/kg	0.0208	1.28	09/02/20 15:33	09/10/20 17:12	74-83-9	
n-Butylbenzene	ND	mg/kg	0.0208	1.28	09/02/20 15:33	09/10/20 17:12	104-51-8	
sec-Butylbenzene	ND	mg/kg	0.0208	1.28	09/02/20 15:33	09/10/20 17:12	135-98-8	
tert-Butylbenzene	ND	mg/kg	0.00834	1.28	09/02/20 15:33	09/10/20 17:12	98-06-6	
Carbon tetrachloride	ND	mg/kg	0.00834	1.28	09/02/20 15:33	09/10/20 17:12	56-23-5	
Chlorobenzene	ND	mg/kg	0.00417	1.28	09/02/20 15:33	09/10/20 17:12	108-90-7	
Dibromochloromethane	ND	mg/kg	0.00417	1.28	09/02/20 15:33	09/10/20 17:12	124-48-1	
Chloroethane	ND	mg/kg	0.00834	1.28	09/02/20 15:33	09/10/20 17:12	75-00-3	
Chloroform	ND	mg/kg	0.00417	1.28	09/02/20 15:33	09/10/20 17:12	67-66-3	
Chloromethane	ND	mg/kg	0.0208	1.28	09/02/20 15:33	09/10/20 17:12	74-87-3	
2-Chlorotoluene	ND	mg/kg	0.00417	1.28	09/02/20 15:33	09/10/20 17:12	95-49-8	
4-Chlorotoluene	ND	mg/kg	0.00834	1.28	09/02/20 15:33	09/10/20 17:12	106-43-4	
1,2-Dibromo-3-chloropropane	ND	mg/kg	0.0417	1.28	09/02/20 15:33	09/10/20 17:12	96-12-8	
1,2-Dibromoethane (EDB)	ND	mg/kg	0.00417	1.28	09/02/20 15:33	09/10/20 17:12	106-93-4	
Dibromomethane	ND	mg/kg	0.00834	1.28	09/02/20 15:33	09/10/20 17:12	74-95-3	
1,2-Dichlorobenzene	ND	mg/kg	0.00834	1.28	09/02/20 15:33	09/10/20 17:12	95-50-1	
1,3-Dichlorobenzene	ND	mg/kg	0.00834	1.28	09/02/20 15:33	09/10/20 17:12	541-73-1	
1,4-Dichlorobenzene	ND	mg/kg	0.00834	1.28	09/02/20 15:33	09/10/20 17:12	106-46-7	
Dichlorodifluoromethane	ND	mg/kg	0.00417	1.28	09/02/20 15:33	09/10/20 17:12	75-71-8	
1,1-Dichloroethane	ND	mg/kg	0.00417	1.28	09/02/20 15:33	09/10/20 17:12	75-34-3	
1,2-Dichloroethane	ND	mg/kg	0.00417	1.28	09/02/20 15:33	09/10/20 17:12	107-06-2	
1,1-Dichloroethene	ND	mg/kg	0.00417	1.28	09/02/20 15:33	09/10/20 17:12	75-35-4	
cis-1,2-Dichloroethene	ND	mg/kg	0.00417	1.28	09/02/20 15:33	09/10/20 17:12	156-59-2	
trans-1,2-Dichloroethene	ND	mg/kg	0.00834	1.28	09/02/20 15:33	09/10/20 17:12	156-60-5	
1,2-Dichloropropane	ND	mg/kg	0.00834	1.28	09/02/20 15:33	09/10/20 17:12	78-87-5	
1,1-Dichloropropene	ND	mg/kg	0.00417	1.28	09/02/20 15:33	09/10/20 17:12	563-58-6	
1,3-Dichloropropane	ND	mg/kg	0.00834	1.28	09/02/20 15:33	09/10/20 17:12	142-28-9	
cis-1,3-Dichloropropene	ND	mg/kg	0.00417	1.28	09/02/20 15:33	09/10/20 17:12	10061-01-5	
trans-1,3-Dichloropropene	ND	mg/kg	0.00834	1.28	09/02/20 15:33	09/10/20 17:12	10061-02-6	

This report shall not be reproduced, except in full,
without the written consent of Pace Analytical Services, LLC.

Pace Analytical Services, LLC
9800 Kincey Ave. Suite 100
Huntersville, NC 28078
(704)875-9092

ANALYTICAL RESULTS

Project: 2020-LI-2448
Pace Project No.: 92493992

Sample: MW-17_(27.5-30) **Lab ID: 92493992007** Collected: 09/02/20 15:33 Received: 09/03/20 06:45 Matrix: Solid

Results reported on a "dry weight" basis and are adjusted for percent moisture, sample size and any dilutions.

Parameters	Results	Units	Report Limit	DF	Prepared	Analyzed	CAS No.	Qual
VOA (GC/MS) 8260D	Analytical Method: EPA 8260D Preparation Method: 5035A Pace National - Mt. Juliet							
2,2-Dichloropropane	ND	mg/kg	0.00417	1.28	09/02/20 15:33	09/10/20 17:12	594-20-7	
Diisopropyl ether	ND	mg/kg	0.00167	1.28	09/02/20 15:33	09/10/20 17:12	108-20-3	
Ethylbenzene	ND	mg/kg	0.00417	1.28	09/02/20 15:33	09/10/20 17:12	100-41-4	
Hexachloro-1,3-butadiene	ND	mg/kg	0.0417	1.28	09/02/20 15:33	09/10/20 17:12	87-68-3	
2-Hexanone	ND	mg/kg	0.0417	1.28	09/02/20 15:33	09/10/20 17:12	591-78-6	
Isopropylbenzene (Cumene)	ND	mg/kg	0.00417	1.28	09/02/20 15:33	09/10/20 17:12	98-82-8	
p-Isopropyltoluene	ND	mg/kg	0.00834	1.28	09/02/20 15:33	09/10/20 17:12	99-87-6	
2-Butanone (MEK)	ND	mg/kg	0.167	1.28	09/02/20 15:33	09/10/20 17:12	78-93-3	
Methylene Chloride	ND	mg/kg	0.0417	1.28	09/02/20 15:33	09/10/20 17:12	75-09-2	
4-Methyl-2-pentanone (MIBK)	ND	mg/kg	0.0417	1.28	09/02/20 15:33	09/10/20 17:12	108-10-1	
Methyl-tert-butyl ether	ND	mg/kg	0.00167	1.28	09/02/20 15:33	09/10/20 17:12	1634-04-4	
Naphthalene	ND	mg/kg	0.0208	1.28	09/02/20 15:33	09/10/20 17:12	91-20-3	
n-Propylbenzene	ND	mg/kg	0.00834	1.28	09/02/20 15:33	09/10/20 17:12	103-65-1	
Styrene	ND	mg/kg	0.0208	1.28	09/02/20 15:33	09/10/20 17:12	100-42-5	
1,1,1,2-Tetrachloroethane	ND	mg/kg	0.00417	1.28	09/02/20 15:33	09/10/20 17:12	630-20-6	
1,1,2,2-Tetrachloroethane	ND	mg/kg	0.00417	1.28	09/02/20 15:33	09/10/20 17:12	79-34-5	
Tetrachloroethene	ND	mg/kg	0.00417	1.28	09/02/20 15:33	09/10/20 17:12	127-18-4	
Toluene	ND	mg/kg	0.00834	1.28	09/02/20 15:33	09/10/20 17:12	108-88-3	
1,2,3-Trichlorobenzene	ND	mg/kg	0.0208	1.28	09/02/20 15:33	09/10/20 17:12	87-61-6	
1,2,4-Trichlorobenzene	ND	mg/kg	0.0208	1.28	09/02/20 15:33	09/10/20 17:12	120-82-1	
1,1,1-Trichloroethane	ND	mg/kg	0.00417	1.28	09/02/20 15:33	09/10/20 17:12	71-55-6	
1,1,2-Trichloroethane	ND	mg/kg	0.00417	1.28	09/02/20 15:33	09/10/20 17:12	79-00-5	
Trichloroethene	ND	mg/kg	0.00167	1.28	09/02/20 15:33	09/10/20 17:12	79-01-6	
Trichlorofluoromethane	ND	mg/kg	0.00417	1.28	09/02/20 15:33	09/10/20 17:12	75-69-4	
1,2,3-Trichloropropane	ND	mg/kg	0.0208	1.28	09/02/20 15:33	09/10/20 17:12	96-18-4	
1,2,4-Trimethylbenzene	ND	mg/kg	0.00834	1.28	09/02/20 15:33	09/11/20 19:28	95-63-6	
1,3,5-Trimethylbenzene	ND	mg/kg	0.00834	1.28	09/02/20 15:33	09/10/20 17:12	108-67-8	
Vinyl chloride	ND	mg/kg	0.00417	1.28	09/02/20 15:33	09/10/20 17:12	75-01-4	
Vinyl acetate	ND	mg/kg	0.0208	1.28	09/02/20 15:33	09/10/20 17:12	108-05-4	
Xylene (Total)	**0.0113**	mg/kg	0.0108	1.28	09/02/20 15:33	09/10/20 17:12	1330-20-7	
o-Xylene	ND	mg/kg	0.00417	1.28	09/02/20 15:33	09/10/20 17:12	95-47-6	
m&p-Xylene	**0.00821**	mg/kg	0.00667	1.28	09/02/20 15:33	09/10/20 17:12	179601-23-1	
Surrogates								
Toluene-d8 (S)	107	%	75.0-131	1.28	09/02/20 15:33	09/10/20 17:12	2037-26-5	
Toluene-d8 (S)	107	%	75.0-131	1.28	09/02/20 15:33	09/11/20 19:28	2037-26-5	
4-Bromofluorobenzene (S)	92.6	%	67.0-138	1.28	09/02/20 15:33	09/10/20 17:12	460-00-4	
4-Bromofluorobenzene (S)	90.1	%	67.0-138	1.28	09/02/20 15:33	09/11/20 19:28	460-00-4	
1,2-Dichloroethane-d4 (S)	86.0	%	70.0-130	1.28	09/02/20 15:33	09/10/20 17:12	17060-07-0	
1,2-Dichloroethane-d4 (S)	95.5	%	70.0-130	1.28	09/02/20 15:33	09/11/20 19:28	17060-07-0	
Total Solids 2540 G-2011	Analytical Method: SM 2540G Preparation Method: SM 2540 G Pace National - Mt. Juliet							
Total Solids	**85.5**	%		1	09/10/20 16:37	09/10/20 16:47		

REPORT OF LABORATORY ANALYSIS

This report shall not be reproduced, except in full,
without the written consent of Pace Analytical Services, LLC.

Pace Analytical Services, LLC
9800 Kincey Ave. Suite 100
Huntersville, NC 28078
(704)875-9092

ANALYTICAL RESULTS

Project: 2020-LI-2448
Pace Project No.: 92493992

Sample: MW-19_(25-27.5) **Lab ID: 92493992008** Collected: 09/02/20 19:02 Received: 09/03/20 06:45 Matrix: Solid

Results reported on a "dry weight" basis and are adjusted for percent moisture, sample size and any dilutions.

Parameters	Results	Units	Report Limit	DF	Prepared	Analyzed	CAS No.	Qual
MADEPV	Analytical Method: MADEP VPH Preparation Method: MADEPV Pace National - Mt. Juliet							
Aliphatic (C05-C08)	ND	mg/kg	8.27	1.11	09/02/20 19:02	09/13/20 16:05		
Aliphatic (C09-C12)	ND	mg/kg	8.27	1.11	09/02/20 19:02	09/13/20 16:05		
Aromatic (C09-C10),Unadjusted	ND	mg/kg	8.27	1.11	09/02/20 19:02	09/13/20 16:05	TPHC9C10A	
Total VPH	ND	mg/kg	8.27	1.11	09/02/20 19:02	09/13/20 16:05	VPH	
Surrogates								
2,5-Dibromotoluene (FID)	91.6	%	70.0-130	1.11	09/02/20 19:02	09/13/20 16:05	615-59-8FID	
2,5-Dibromotoluene (PID)	88.8	%	70.0-130	1.11	09/02/20 19:02	09/13/20 16:05	615-59-8PID	
VOA (GC/MS) 8260D	Analytical Method: EPA 8260D Preparation Method: 5035A Pace National - Mt. Juliet							
Acetone	ND	mg/kg	0.0827	1.11	09/02/20 19:02	09/10/20 17:31	67-64-1	R1
Benzene	ND	mg/kg	0.00165	1.11	09/02/20 19:02	09/10/20 17:31	71-43-2	
Bromobenzene	ND	mg/kg	0.0207	1.11	09/02/20 19:02	09/10/20 17:31	108-86-1	
Bromochloromethane	ND	mg/kg	0.00827	1.11	09/02/20 19:02	09/10/20 17:31	74-97-5	
Bromodichloromethane	ND	mg/kg	0.00414	1.11	09/02/20 19:02	09/10/20 17:31	75-27-4	
Bromoform	ND	mg/kg	0.0414	1.11	09/02/20 19:02	09/10/20 17:31	75-25-2	
Bromomethane	ND	mg/kg	0.0207	1.11	09/02/20 19:02	09/10/20 17:31	74-83-9	
n-Butylbenzene	ND	mg/kg	0.0207	1.11	09/02/20 19:02	09/10/20 17:31	104-51-8	
sec-Butylbenzene	ND	mg/kg	0.0207	1.11	09/02/20 19:02	09/10/20 17:31	135-98-8	
tert-Butylbenzene	ND	mg/kg	0.00827	1.11	09/02/20 19:02	09/10/20 17:31	98-06-6	
Carbon tetrachloride	ND	mg/kg	0.00827	1.11	09/02/20 19:02	09/10/20 17:31	56-23-5	
Chlorobenzene	ND	mg/kg	0.00414	1.11	09/02/20 19:02	09/10/20 17:31	108-90-7	
Dibromochloromethane	ND	mg/kg	0.00414	1.11	09/02/20 19:02	09/10/20 17:31	124-48-1	
Chloroethane	ND	mg/kg	0.00827	1.11	09/02/20 19:02	09/10/20 17:31	75-00-3	
Chloroform	ND	mg/kg	0.00414	1.11	09/02/20 19:02	09/10/20 17:31	67-66-3	
Chloromethane	ND	mg/kg	0.0207	1.11	09/02/20 19:02	09/10/20 17:31	74-87-3	
2-Chlorotoluene	ND	mg/kg	0.00414	1.11	09/02/20 19:02	09/10/20 17:31	95-49-8	
4-Chlorotoluene	ND	mg/kg	0.00827	1.11	09/02/20 19:02	09/10/20 17:31	106-43-4	
1,2-Dibromo-3-chloropropane	ND	mg/kg	0.0414	1.11	09/02/20 19:02	09/10/20 17:31	96-12-8	
1,2-Dibromoethane (EDB)	ND	mg/kg	0.00414	1.11	09/02/20 19:02	09/10/20 17:31	106-93-4	
Dibromomethane	ND	mg/kg	0.00827	1.11	09/02/20 19:02	09/10/20 17:31	74-95-3	
1,2-Dichlorobenzene	ND	mg/kg	0.00827	1.11	09/02/20 19:02	09/10/20 17:31	95-50-1	
1,3-Dichlorobenzene	ND	mg/kg	0.00827	1.11	09/02/20 19:02	09/10/20 17:31	541-73-1	
1,4-Dichlorobenzene	ND	mg/kg	0.00827	1.11	09/02/20 19:02	09/10/20 17:31	106-46-7	
Dichlorodifluoromethane	ND	mg/kg	0.00414	1.11	09/02/20 19:02	09/10/20 17:31	75-71-8	
1,1-Dichloroethane	ND	mg/kg	0.00414	1.11	09/02/20 19:02	09/10/20 17:31	75-34-3	
1,2-Dichloroethane	ND	mg/kg	0.00414	1.11	09/02/20 19:02	09/10/20 17:31	107-06-2	
1,1-Dichloroethene	ND	mg/kg	0.00414	1.11	09/02/20 19:02	09/10/20 17:31	75-35-4	
cis-1,2-Dichloroethene	ND	mg/kg	0.00414	1.11	09/02/20 19:02	09/10/20 17:31	156-59-2	
trans-1,2-Dichloroethene	ND	mg/kg	0.00827	1.11	09/02/20 19:02	09/10/20 17:31	156-60-5	
1,2-Dichloropropane	ND	mg/kg	0.00827	1.11	09/02/20 19:02	09/10/20 17:31	78-87-5	
1,1-Dichloropropene	ND	mg/kg	0.00414	1.11	09/02/20 19:02	09/10/20 17:31	563-58-6	
1,3-Dichloropropane	ND	mg/kg	0.00827	1.11	09/02/20 19:02	09/10/20 17:31	142-28-9	
cis-1,3-Dichloropropene	ND	mg/kg	0.00414	1.11	09/02/20 19:02	09/10/20 17:31	10061-01-5	
trans-1,3-Dichloropropene	ND	mg/kg	0.00827	1.11	09/02/20 19:02	09/10/20 17:31	10061-02-6	

REPORT OF LABORATORY ANALYSIS

This report shall not be reproduced, except in full,
without the written consent of Pace Analytical Services, LLC.

Pace Analytical Services, LLC
9800 Kincey Ave. Suite 100
Huntersville, NC 28078
(704)875-9092

ANALYTICAL RESULTS

Project: 2020-LI-2448
Pace Project No.: 92493992

Sample: MW-19_(25-27.5) **Lab ID: 92493992008** Collected: 09/02/20 19:02 Received: 09/03/20 06:45 Matrix: Solid

Results reported on a "dry weight" basis and are adjusted for percent moisture, sample size and any dilutions.

Parameters	Results	Units	Report Limit	DF	Prepared	Analyzed	CAS No.	Qual
VOA (GC/MS) 8260D	Analytical Method: EPA 8260D Preparation Method: 5035A Pace National - Mt. Juliet							
2,2-Dichloropropane	ND	mg/kg	0.00414	1.11	09/02/20 19:02	09/10/20 17:31	594-20-7	
Diisopropyl ether	ND	mg/kg	0.00165	1.11	09/02/20 19:02	09/10/20 17:31	108-20-3	
Ethylbenzene	ND	mg/kg	0.00414	1.11	09/02/20 19:02	09/10/20 17:31	100-41-4	
Hexachloro-1,3-butadiene	ND	mg/kg	0.0414	1.11	09/02/20 19:02	09/10/20 17:31	87-68-3	
2-Hexanone	ND	mg/kg	0.0414	1.11	09/02/20 19:02	09/10/20 17:31	591-78-6	
Isopropylbenzene (Cumene)	ND	mg/kg	0.00414	1.11	09/02/20 19:02	09/10/20 17:31	98-82-8	
p-Isopropyltoluene	ND	mg/kg	0.00827	1.11	09/02/20 19:02	09/10/20 17:31	99-87-6	
2-Butanone (MEK)	ND	mg/kg	0.165	1.11	09/02/20 19:02	09/10/20 17:31	78-93-3	
Methylene Chloride	ND	mg/kg	0.0414	1.11	09/02/20 19:02	09/10/20 17:31	75-09-2	
4-Methyl-2-pentanone (MIBK)	ND	mg/kg	0.0414	1.11	09/02/20 19:02	09/10/20 17:31	108-10-1	
Methyl-tert-butyl ether	ND	mg/kg	0.00165	1.11	09/02/20 19:02	09/10/20 17:31	1634-04-4	
Naphthalene	ND	mg/kg	0.0207	1.11	09/02/20 19:02	09/10/20 17:31	91-20-3	
n-Propylbenzene	ND	mg/kg	0.00827	1.11	09/02/20 19:02	09/10/20 17:31	103-65-1	
Styrene	ND	mg/kg	0.0207	1.11	09/02/20 19:02	09/10/20 17:31	100-42-5	
1,1,1,2-Tetrachloroethane	ND	mg/kg	0.00414	1.11	09/02/20 19:02	09/10/20 17:31	630-20-6	
1,1,2,2-Tetrachloroethane	ND	mg/kg	0.00414	1.11	09/02/20 19:02	09/10/20 17:31	79-34-5	
Tetrachloroethene	ND	mg/kg	0.00414	1.11	09/02/20 19:02	09/10/20 17:31	127-18-4	
Toluene	ND	mg/kg	0.00827	1.11	09/02/20 19:02	09/10/20 17:31	108-88-3	
1,2,3-Trichlorobenzene	ND	mg/kg	0.0207	1.11	09/02/20 19:02	09/10/20 17:31	87-61-6	
1,2,4-Trichlorobenzene	ND	mg/kg	0.0207	1.11	09/02/20 19:02	09/10/20 17:31	120-82-1	
1,1,1-Trichloroethane	ND	mg/kg	0.00414	1.11	09/02/20 19:02	09/10/20 17:31	71-55-6	
1,1,2-Trichloroethane	ND	mg/kg	0.00414	1.11	09/02/20 19:02	09/10/20 17:31	79-00-5	
Trichloroethene	ND	mg/kg	0.00165	1.11	09/02/20 19:02	09/10/20 17:31	79-01-6	
Trichlorofluoromethane	ND	mg/kg	0.00414	1.11	09/02/20 19:02	09/10/20 17:31	75-69-4	
1,2,3-Trichloropropane	ND	mg/kg	0.0207	1.11	09/02/20 19:02	09/10/20 17:31	96-18-4	
1,2,4-Trimethylbenzene	ND	mg/kg	0.00827	1.11	09/02/20 19:02	09/11/20 19:47	95-63-6	
1,3,5-Trimethylbenzene	ND	mg/kg	0.00827	1.11	09/02/20 19:02	09/10/20 17:31	108-67-8	
Vinyl chloride	ND	mg/kg	0.00414	1.11	09/02/20 19:02	09/10/20 17:31	75-01-4	
Vinyl acetate	ND	mg/kg	0.0207	1.11	09/02/20 19:02	09/10/20 17:31	108-05-4	
Xylene (Total)	ND	mg/kg	0.0108	1.11	09/02/20 19:02	09/10/20 17:31	1330-20-7	
o-Xylene	ND	mg/kg	0.00414	1.11	09/02/20 19:02	09/10/20 17:31	95-47-6	
m&p-Xylene	ND	mg/kg	0.00662	1.11	09/02/20 19:02	09/10/20 17:31	179601-23-1	
Surrogates								
Toluene-d8 (S)	104	%	75.0-131	1.11	09/02/20 19:02	09/10/20 17:31	2037-26-5	
Toluene-d8 (S)	106	%	75.0-131	1.11	09/02/20 19:02	09/11/20 19:47	2037-26-5	
4-Bromofluorobenzene (S)	92.4	%	67.0-138	1.11	09/02/20 19:02	09/10/20 17:31	460-00-4	
4-Bromofluorobenzene (S)	90.4	%	67.0-138	1.11	09/02/20 19:02	09/11/20 19:47	460-00-4	
1,2-Dichloroethane-d4 (S)	85.2	%	70.0-130	1.11	09/02/20 19:02	09/10/20 17:31	17060-07-0	
1,2-Dichloroethane-d4 (S)	95.8	%	70.0-130	1.11	09/02/20 19:02	09/11/20 19:47	17060-07-0	
Total Solids 2540 G-2011	Analytical Method: SM 2540G Preparation Method: SM 2540 G Pace National - Mt. Juliet							
Total Solids	**79.5**	%		1	09/10/20 16:37	09/10/20 16:47		

REPORT OF LABORATORY ANALYSIS

This report shall not be reproduced, except in full,
without the written consent of Pace Analytical Services, LLC.

Pace Analytical Services, LLC
9800 Kincey Ave. Suite 100
Huntersville, NC 28078
(704)875-9092

QUALITY CONTROL DATA

Project: 2020-LI-2448
Pace Project No.: 92493992

QC Batch: 1539979 Analysis Method: MADEP VPH
QC Batch Method: MADEPV Analysis Description: MADEPV
Laboratory: Pace National - Mt. Juliet
Associated Lab Samples: 92493992001, 92493992002, 92493992003, 92493992004, 92493992005

METHOD BLANK: R3568896-3 Matrix: Solid
Associated Lab Samples: 92493992001, 92493992002, 92493992003, 92493992004, 92493992005

Parameter	Units	Blank Result	Reporting Limit	Analyzed	Qualifiers
Aliphatic (C05-C08)	mg/kg	ND	5.00	09/09/20 10:59	
Aliphatic (C09-C12)	mg/kg	ND	5.00	09/09/20 10:59	
Aromatic (C09-C10),Unadjusted	mg/kg	ND	5.00	09/09/20 10:59	
Total VPH	mg/kg	ND	5.00	09/09/20 10:59	
2,5-Dibromotoluene (FID)	%	89.9	70.0-130	09/09/20 10:59	
2,5-Dibromotoluene (PID)	%	88.1	70.0-130	09/09/20 10:59	

LABORATORY CONTROL SAMPLE & LCSD: R3568896-1 R3568896-2

Parameter	Units	Spike Conc.	LCS Result	LCSD Result	LCS % Rec	LCSD % Rec	% Rec Limits	RPD	Max RPD	Qualifiers
Aliphatic (C05-C08)	mg/kg	60.0	51.9	51.5	86.5	85.8	70.0-130	0.774	25	
Aliphatic (C09-C12)	mg/kg	70.0	66.2	66.2	94.6	94.6	70.0-130	0.00	25	
Aromatic (C09-C10),Unadjusted	mg/kg	10.0	9.39	9.34	93.9	93.4	70.0-130	0.534	25	
Total VPH	mg/kg	140	127	127	90.7	90.7	70.0-130	0.00	25	
2,5-Dibromotoluene (FID)	%				95.0	95.5	70.0-130			
2,5-Dibromotoluene (PID)	%				93.4	95.9	70.0-130			

Results presented on this page are in the units indicated by the "Units" column except where an alternate unit is presented to the right of the result.

REPORT OF LABORATORY ANALYSIS

This report shall not be reproduced, except in full,
without the written consent of Pace Analytical Services, LLC.

Pace Analytical Services, LLC
9800 Kincey Ave. Suite 100
Huntersville, NC 28078
(704)875-9092

QUALITY CONTROL DATA

Project: 2020-LI-2448
Pace Project No.: 92493992

QC Batch: 1541930 Analysis Method: MADEP VPH
QC Batch Method: MADEPV Analysis Description: MADEPV
Laboratory: Pace National - Mt. Juliet
Associated Lab Samples: 92493992006, 92493992007, 92493992008

METHOD BLANK: R3570191-3 Matrix: Solid
Associated Lab Samples: 92493992006, 92493992007, 92493992008

Parameter	Units	Blank Result	Reporting Limit	Analyzed	Qualifiers
Aliphatic (C05-C08)	mg/kg	ND	5.00	09/13/20 13:15	
Aliphatic (C09-C12)	mg/kg	ND	5.00	09/13/20 13:15	
Aromatic (C09-C10),Unadjusted	mg/kg	ND	5.00	09/13/20 13:15	
Total VPH	mg/kg	ND	5.00	09/13/20 13:15	
2,5-Dibromotoluene (FID)	%	93.2	70.0-130	09/13/20 13:15	
2,5-Dibromotoluene (PID)	%	87.5	70.0-130	09/13/20 13:15	

LABORATORY CONTROL SAMPLE & LCSD: R3570191-1 R3570191-2

Parameter	Units	Spike Conc.	LCS Result	LCSD Result	LCS % Rec	LCSD % Rec	% Rec Limits	RPD	Max RPD	Qualifiers
Aliphatic (C05-C08)	mg/kg	60.0	59.1	60.6	98.5	101	70.0-130	2.51	25	
Aliphatic (C09-C12)	mg/kg	70.0	71.9	73.2	103	105	70.0-130	1.79	25	
Aromatic (C09-C10),Unadjusted	mg/kg	10.0	9.48	9.76	94.8	97.6	70.0-130	2.91	25	
Total VPH	mg/kg	140	140	144	100	103	70.0-130	2.82	25	
2,5-Dibromotoluene (FID)	%				98.6	97.5	70.0-130			
2,5-Dibromotoluene (PID)	%				92.7	94.2	70.0-130			

Results presented on this page are in the units indicated by the "Units" column except where an alternate unit is presented to the right of the result.

REPORT OF LABORATORY ANALYSIS

This report shall not be reproduced, except in full,
without the written consent of Pace Analytical Services, LLC.

Pace Analytical Services, LLC
9800 Kincey Ave. Suite 100
Huntersville, NC 28078
(704)875-9092

QUALITY CONTROL DATA

Project: 2020-LI-2448
Pace Project No.: 92493992

QC Batch: 1540677
QC Batch Method: 5035A
Analysis Method: EPA 8260D
Analysis Description: VOA (GC/MS) 8260D
Laboratory: Pace National - Mt. Juliet
Associated Lab Samples: 92493992003, 92493992004, 92493992005, 92493992006, 92493992007, 92493992008

METHOD BLANK: R3569010-3 Matrix: Solid
Associated Lab Samples: 92493992003, 92493992004, 92493992005, 92493992006, 92493992007, 92493992008

Parameter	Units	Blank Result	Reporting Limit	Analyzed	Qualifiers
Acetone	mg/kg	ND	0.0500	09/10/20 11:31	
Benzene	mg/kg	ND	0.00100	09/10/20 11:31	
Bromobenzene	mg/kg	ND	0.0125	09/10/20 11:31	
Bromodichloromethane	mg/kg	ND	0.00250	09/10/20 11:31	
Bromochloromethane	mg/kg	ND	0.00500	09/10/20 11:31	
Bromoform	mg/kg	ND	0.0250	09/10/20 11:31	
Bromomethane	mg/kg	ND	0.0125	09/10/20 11:31	
n-Butylbenzene	mg/kg	ND	0.0125	09/10/20 11:31	
sec-Butylbenzene	mg/kg	ND	0.0125	09/10/20 11:31	
tert-Butylbenzene	mg/kg	ND	0.00500	09/10/20 11:31	
Carbon tetrachloride	mg/kg	ND	0.00500	09/10/20 11:31	
Chlorobenzene	mg/kg	ND	0.00250	09/10/20 11:31	
Dibromochloromethane	mg/kg	ND	0.00250	09/10/20 11:31	
Chloroethane	mg/kg	ND	0.00500	09/10/20 11:31	
Chloroform	mg/kg	ND	0.00250	09/10/20 11:31	
Chloromethane	mg/kg	ND	0.0125	09/10/20 11:31	
2-Chlorotoluene	mg/kg	ND	0.00250	09/10/20 11:31	
4-Chlorotoluene	mg/kg	ND	0.00500	09/10/20 11:31	
1,2-Dibromo-3-chloropropane	mg/kg	ND	0.0250	09/10/20 11:31	
1,2-Dibromoethane (EDB)	mg/kg	ND	0.00250	09/10/20 11:31	
Dibromomethane	mg/kg	ND	0.00500	09/10/20 11:31	
1,2-Dichlorobenzene	mg/kg	ND	0.00500	09/10/20 11:31	
1,3-Dichlorobenzene	mg/kg	ND	0.00500	09/10/20 11:31	
1,4-Dichlorobenzene	mg/kg	ND	0.00500	09/10/20 11:31	
Dichlorodifluoromethane	mg/kg	ND	0.00250	09/10/20 11:31	
1,1-Dichloroethane	mg/kg	ND	0.00250	09/10/20 11:31	
1,2-Dichloroethane	mg/kg	ND	0.00250	09/10/20 11:31	
1,1-Dichloroethene	mg/kg	ND	0.00250	09/10/20 11:31	
cis-1,2-Dichloroethene	mg/kg	ND	0.00250	09/10/20 11:31	
trans-1,2-Dichloroethene	mg/kg	ND	0.00500	09/10/20 11:31	
1,2-Dichloropropane	mg/kg	ND	0.00500	09/10/20 11:31	
1,1-Dichloropropene	mg/kg	ND	0.00250	09/10/20 11:31	
1,3-Dichloropropane	mg/kg	ND	0.00500	09/10/20 11:31	
cis-1,3-Dichloropropene	mg/kg	ND	0.00250	09/10/20 11:31	
trans-1,3-Dichloropropene	mg/kg	ND	0.00500	09/10/20 11:31	
2,2-Dichloropropane	mg/kg	ND	0.00250	09/10/20 11:31	
Diisopropyl ether	mg/kg	ND	0.00100	09/10/20 11:31	
Ethylbenzene	mg/kg	ND	0.00250	09/10/20 11:31	
Hexachloro-1,3-butadiene	mg/kg	ND	0.0250	09/10/20 11:31	
2-Hexanone	mg/kg	ND	0.0250	09/10/20 11:31	

Results presented on this page are in the units indicated by the "Units" column except where an alternate unit is presented to the right of the result.

REPORT OF LABORATORY ANALYSIS

This report shall not be reproduced, except in full,
without the written consent of Pace Analytical Services, LLC.

Pace Analytical Services, LLC
9800 Kincey Ave. Suite 100
Huntersville, NC 28078
(704)875-9092

QUALITY CONTROL DATA

Project: 2020-LI-2448
Pace Project No.: 92493992

METHOD BLANK: R3569010-3 Matrix: Solid
Associated Lab Samples: 92493992003, 92493992004, 92493992005, 92493992006, 92493992007, 92493992008

Parameter	Units	Blank Result	Reporting Limit	Analyzed	Qualifiers
Isopropylbenzene (Cumene)	mg/kg	ND	0.00250	09/10/20 11:31	
p-Isopropyltoluene	mg/kg	ND	0.00500	09/10/20 11:31	
2-Butanone (MEK)	mg/kg	ND	0.100	09/10/20 11:31	
Methylene Chloride	mg/kg	ND	0.0250	09/10/20 11:31	
4-Methyl-2-pentanone (MIBK)	mg/kg	ND	0.0250	09/10/20 11:31	
Methyl-tert-butyl ether	mg/kg	ND	0.00100	09/10/20 11:31	
Naphthalene	mg/kg	ND	0.0125	09/10/20 11:31	
n-Propylbenzene	mg/kg	ND	0.00500	09/10/20 11:31	
Styrene	mg/kg	ND	0.0125	09/10/20 11:31	
1,1,1,2-Tetrachloroethane	mg/kg	ND	0.00250	09/10/20 11:31	
1,1,2,2-Tetrachloroethane	mg/kg	ND	0.00250	09/10/20 11:31	
Tetrachloroethene	mg/kg	ND	0.00250	09/10/20 11:31	
Toluene	mg/kg	ND	0.00500	09/10/20 11:31	
1,2,3-Trichlorobenzene	mg/kg	ND	0.0125	09/10/20 11:31	
1,2,4-Trichlorobenzene	mg/kg	ND	0.0125	09/10/20 11:31	
1,1,1-Trichloroethane	mg/kg	ND	0.00250	09/10/20 11:31	
1,1,2-Trichloroethane	mg/kg	ND	0.00250	09/10/20 11:31	
Trichloroethene	mg/kg	ND	0.00100	09/10/20 11:31	
Trichlorofluoromethane	mg/kg	ND	0.00250	09/10/20 11:31	
1,2,3-Trichloropropane	mg/kg	ND	0.0125	09/10/20 11:31	
1,3,5-Trimethylbenzene	mg/kg	ND	0.00500	09/10/20 11:31	
Vinyl acetate	mg/kg	ND	0.0125	09/10/20 11:31	
Vinyl chloride	mg/kg	ND	0.00250	09/10/20 11:31	
Xylene (Total)	mg/kg	ND	0.00650	09/10/20 11:31	
o-Xylene	mg/kg	ND	0.00250	09/10/20 11:31	
m&p-Xylene	mg/kg	ND	0.00400	09/10/20 11:31	
Toluene-d8 (S)	%	102	75.0-131	09/10/20 11:31	
4-Bromofluorobenzene (S)	%	96.4	67.0-138	09/10/20 11:31	
1,2-Dichloroethane-d4 (S)	%	99.9	70.0-130	09/10/20 11:31	

LABORATORY CONTROL SAMPLE & LCSD: R3569010-1 R3569010-2

Parameter	Units	Spike Conc.	LCS Result	LCSD Result	LCS % Rec	LCSD % Rec	% Rec Limits	RPD	Max RPD	Qualifiers
Acetone	mg/kg	0.625	0.853	0.372	136	59.5	10.0-160	78.5	31	R1
Benzene	mg/kg	0.125	0.136	0.132	109	106	70.0-123	2.99	20	
Bromobenzene	mg/kg	0.125	0.121	0.123	96.8	98.4	73.0-121	1.64	20	
Bromodichloromethane	mg/kg	0.125	0.144	0.137	115	110	73.0-121	4.98	20	
Bromochloromethane	mg/kg	0.125	0.135	0.129	108	103	77.0-128	4.55	20	
Bromoform	mg/kg	0.125	0.126	0.121	101	96.8	64.0-132	4.05	20	
Bromomethane	mg/kg	0.125	0.134	0.124	107	99.2	56.0-147	7.75	20	
n-Butylbenzene	mg/kg	0.125	0.129	0.136	103	109	68.0-135	5.28	20	
sec-Butylbenzene	mg/kg	0.125	0.130	0.144	104	115	74.0-130	10.2	20	
tert-Butylbenzene	mg/kg	0.125	0.127	0.139	102	111	75.0-127	9.02	20	
Carbon tetrachloride	mg/kg	0.125	0.152	0.156	122	125	66.0-128	2.60	20	

Results presented on this page are in the units indicated by the "Units" column except where an alternate unit is presented to the right of the result.

REPORT OF LABORATORY ANALYSIS

This report shall not be reproduced, except in full,
without the written consent of Pace Analytical Services, LLC.

Pace Analytical Services, LLC
9800 Kincey Ave. Suite 100
Huntersville, NC 28078
(704)875-9092

QUALITY CONTROL DATA

Project: 2020-LI-2448
Pace Project No.: 92493992

LABORATORY CONTROL SAMPLE & LCSD: R3569010-1 R3569010-2

Parameter	Units	Spike Conc.	LCS Result	LCSD Result	LCS % Rec	LCSD % Rec	% Rec Limits	RPD	Max RPD	Qualifiers
Chlorobenzene	mg/kg	0.125	0.127	0.128	102	102	76.0-128	0.784	20	
Dibromochloromethane	mg/kg	0.125	0.136	0.141	109	113	74.0-127	3.61	20	
Chloroethane	mg/kg	0.125	0.133	0.137	106	110	61.0-134	2.96	20	
Chloroform	mg/kg	0.125	0.135	0.137	108	110	72.0-123	1.47	20	
Chloromethane	mg/kg	0.125	0.133	0.135	106	108	51.0-138	1.49	20	
2-Chlorotoluene	mg/kg	0.125	0.112	0.124	89.6	99.2	75.0-124	10.2	20	
4-Chlorotoluene	mg/kg	0.125	0.119	0.125	95.2	100	75.0-124	4.92	20	
1,2-Dibromo-3-chloropropane	mg/kg	0.125	0.127	0.123	102	98.4	59.0-130	3.20	20	
1,2-Dibromoethane (EDB)	mg/kg	0.125	0.135	0.127	108	102	74.0-128	6.11	20	
Dibromomethane	mg/kg	0.125	0.136	0.138	109	110	75.0-122	1.46	20	
1,2-Dichlorobenzene	mg/kg	0.125	0.125	0.125	100	100	76.0-124	0.00	20	
1,3-Dichlorobenzene	mg/kg	0.125	0.124	0.127	99.2	102	76.0-125	2.39	20	
1,4-Dichlorobenzene	mg/kg	0.125	0.119	0.122	95.2	97.6	77.0-121	2.49	20	
Dichlorodifluoromethane	mg/kg	0.125	0.124	0.142	99.2	114	43.0-156	13.5	20	
1,1-Dichloroethane	mg/kg	0.125	0.128	0.132	102	106	70.0-127	3.08	20	
1,2-Dichloroethane	mg/kg	0.125	0.135	0.132	108	106	65.0-131	2.25	20	
1,1-Dichloroethene	mg/kg	0.125	0.143	0.146	114	117	65.0-131	2.08	20	
cis-1,2-Dichloroethene	mg/kg	0.125	0.129	0.132	103	106	73.0-125	2.30	20	
trans-1,2-Dichloroethene	mg/kg	0.125	0.135	0.132	108	106	71.0-125	2.25	20	
1,2-Dichloropropane	mg/kg	0.125	0.144	0.142	115	114	74.0-125	1.40	20	
1,1-Dichloropropene	mg/kg	0.125	0.143	0.146	114	117	73.0-125	2.08	20	
1,3-Dichloropropane	mg/kg	0.125	0.121	0.120	96.8	96.0	80.0-125	0.830	20	
cis-1,3-Dichloropropene	mg/kg	0.125	0.142	0.141	114	113	76.0-127	0.707	20	
trans-1,3-Dichloropropene	mg/kg	0.125	0.133	0.127	106	102	73.0-127	4.62	20	
2,2-Dichloropropane	mg/kg	0.125	0.131	0.147	105	118	59.0-135	11.5	20	
Diisopropyl ether	mg/kg	0.125	0.134	0.135	107	108	60.0-136	0.743	20	
Ethylbenzene	mg/kg	0.125	0.128	0.128	102	102	74.0-126	0.00	20	
Hexachloro-1,3-butadiene	mg/kg	0.125	0.169	0.149	135	119	57.0-150	12.6	20	
2-Hexanone	mg/kg	0.625	0.693	0.664	111	106	54.0-147	4.27	20	
Isopropylbenzene (Cumene)	mg/kg	0.125	0.132	0.131	106	105	72.0-127	0.760	20	
p-Isopropyltoluene	mg/kg	0.125	0.128	0.144	102	115	72.0-133	11.8	20	
2-Butanone (MEK)	mg/kg	0.625	0.766	0.836	123	134	30.0-160	8.74	24	
Methylene Chloride	mg/kg	0.125	0.147	0.150	118	120	68.0-123	2.02	20	
4-Methyl-2-pentanone (MIBK)	mg/kg	0.625	0.695	0.692	111	111	56.0-143	0.433	20	
Methyl-tert-butyl ether	mg/kg	0.125	0.135	0.135	108	108	66.0-132	0.00	20	
Naphthalene	mg/kg	0.125	0.132	0.115	106	92.0	59.0-130	13.8	20	
n-Propylbenzene	mg/kg	0.125	0.123	0.130	98.4	104	74.0-126	5.53	20	
Styrene	mg/kg	0.125	0.129	0.128	103	102	72.0-127	0.778	20	
1,1,1,2-Tetrachloroethane	mg/kg	0.125	0.133	0.133	106	106	74.0-129	0.00	20	
1,1,2,2-Tetrachloroethane	mg/kg	0.125	0.124	0.131	99.2	105	68.0-128	5.49	20	
Tetrachloroethene	mg/kg	0.125	0.138	0.140	110	112	70.0-136	1.44	20	
Toluene	mg/kg	0.125	0.132	0.132	106	106	75.0-121	0.00	20	
1,2,3-Trichlorobenzene	mg/kg	0.125	0.136	0.134	109	107	59.0-139	1.48	20	
1,2,4-Trichlorobenzene	mg/kg	0.125	0.148	0.127	118	102	62.0-137	15.3	20	
1,1,1-Trichloroethane	mg/kg	0.125	0.135	0.145	108	116	69.0-126	7.14	20	
1,1,2-Trichloroethane	mg/kg	0.125	0.128	0.127	102	102	78.0-123	0.784	20	
Trichloroethene	mg/kg	0.125	0.139	0.143	111	114	76.0-126	2.84	20	

Results presented on this page are in the units indicated by the "Units" column except where an alternate unit is presented to the right of the result.

REPORT OF LABORATORY ANALYSIS

This report shall not be reproduced, except in full,
without the written consent of Pace Analytical Services, LLC.

Pace Analytical Services, LLC
9800 Kincey Ave. Suite 100
Huntersville, NC 28078
(704)875-9092

QUALITY CONTROL DATA

Project: 2020-LI-2448
Pace Project No.: 92493992

LABORATORY CONTROL SAMPLE & LCSD: R3569010-1 R3569010-2

Parameter	Units	Spike Conc.	LCS Result	LCSD Result	LCS % Rec	LCSD % Rec	% Rec Limits	RPD	Max RPD	Qualifiers
Trichlorofluoromethane	mg/kg	0.125	0.141	0.135	113	108	61.0-142	4.35	20	
1,2,3-Trichloropropane	mg/kg	0.125	0.110	0.117	88.0	93.6	67.0-129	6.17	20	
1,3,5-Trimethylbenzene	mg/kg	0.125	0.122	0.136	97.6	109	73.0-127	10.9	20	
Vinyl acetate	mg/kg	0.625	0.956	0.921	153	147	43.0-159	3.73	20	
Vinyl chloride	mg/kg	0.125	0.126	0.134	101	107	63.0-134	6.15	20	
Xylene (Total)	mg/kg	0.375	0.375	0.386	100	103	72.0-127	2.89	20	
o-Xylene	mg/kg	0.125	0.130	0.129	104	103	79.0-124	0.772	20	
m&p-Xylene	mg/kg	0.250	0.245	0.257	98.0	103	76.0-126	4.78	20	
Toluene-d8 (S)	%				97.8	97.2	75.0-131			
4-Bromofluorobenzene (S)	%				103	99.5	67.0-138			
1,2-Dichloroethane-d4 (S)	%				106	106	70.0-130			

Results presented on this page are in the units indicated by the "Units" column except where an alternate unit is presented to the right of the result.

REPORT OF LABORATORY ANALYSIS

This report shall not be reproduced, except in full,
without the written consent of Pace Analytical Services, LLC.

Pace Analytical Services, LLC
9800 Kincey Ave. Suite 100
Huntersville, NC 28078
(704)875-9092

QUALITY CONTROL DATA

Project: 2020-LI-2448
Pace Project No.: 92493992

QC Batch: 1541548 Analysis Method: EPA 8260D
QC Batch Method: 5035A Analysis Description: VOA (GC/MS) 8260D
Laboratory: Pace National - Mt. Juliet
Associated Lab Samples: 92493992003, 92493992004, 92493992005, 92493992006, 92493992007, 92493992008

METHOD BLANK: R3569664-3 Matrix: Solid
Associated Lab Samples: 92493992003, 92493992004, 92493992005, 92493992006, 92493992007, 92493992008

Parameter	Units	Blank Result	Reporting Limit	Analyzed	Qualifiers
Ethylbenzene	mg/kg	ND	0.00250	09/11/20 17:16	
Naphthalene	mg/kg	ND	0.0125	09/11/20 17:16	
n-Propylbenzene	mg/kg	ND	0.00500	09/11/20 17:16	
Toluene	mg/kg	ND	0.00500	09/11/20 17:16	
1,2,4-Trimethylbenzene	mg/kg	ND	0.00500	09/11/20 17:16	
1,3,5-Trimethylbenzene	mg/kg	ND	0.00500	09/11/20 17:16	
Xylene (Total)	mg/kg	ND	0.00650	09/11/20 17:16	
o-Xylene	mg/kg	ND	0.00250	09/11/20 17:16	
m&p-Xylene	mg/kg	ND	0.00400	09/11/20 17:16	
Toluene-d8 (S)	%	108	75.0-131	09/11/20 17:16	
4-Bromofluorobenzene (S)	%	96.2	67.0-138	09/11/20 17:16	
1,2-Dichloroethane-d4 (S)	%	97	70.0-130	09/11/20 17:16	

LABORATORY CONTROL SAMPLE & LCSD: R3569664-1 R3569664-2

Parameter	Units	Spike Conc.	LCS Result	LCSD Result	LCS % Rec	LCSD % Rec	% Rec Limits	RPD	Max RPD	Qualifiers
Ethylbenzene	mg/kg	0.125	0.130	0.120	104	96.0	74.0-126	8.00	20	
Naphthalene	mg/kg	0.125	0.125	0.146	100	117	59.0-130	15.5	20	
n-Propylbenzene	mg/kg	0.125	0.121	0.116	96.8	92.8	74.0-126	4.22	20	
Toluene	mg/kg	0.125	0.133	0.125	106	100	75.0-121	6.20	20	
1,2,4-Trimethylbenzene	mg/kg	0.125	0.121	0.124	96.8	99.2	70.0-126	2.45	20	
1,3,5-Trimethylbenzene	mg/kg	0.125	0.121	0.120	96.8	96.0	73.0-127	0.830	20	
Xylene (Total)	mg/kg	0.375	0.379	0.370	101	98.7	72.0-127	2.40	20	
o-Xylene	mg/kg	0.125	0.128	0.123	102	98.4	79.0-124	3.98	20	
m&p-Xylene	mg/kg	0.250	0.251	0.247	100	98.8	76.0-126	1.61	20	
Toluene-d8 (S)	%				100	99.1	75.0-131			
4-Bromofluorobenzene (S)	%				102	102	67.0-138			
1,2-Dichloroethane-d4 (S)	%				101	104	70.0-130			

Results presented on this page are in the units indicated by the "Units" column except where an alternate unit is presented to the right of the result.

REPORT OF LABORATORY ANALYSIS

This report shall not be reproduced, except in full,
without the written consent of Pace Analytical Services, LLC.

Pace Analytical Services, LLC
9800 Kincey Ave. Suite 100
Huntersville, NC 28078
(704)875-9092

QUALITY CONTROL DATA

Project: 2020-LI-2448
Pace Project No.: 92493992

QC Batch: 564553
QC Batch Method: EPA 5035A/5030B
Analysis Method: EPA 8260D
Analysis Description: 8260D 5035A 5030B
Laboratory: Pace Analytical Services - Charlotte

Associated Lab Samples: 92493992001

METHOD BLANK: 2992448 Matrix: Solid
Associated Lab Samples: 92493992001

Parameter	Units	Blank Result	Reporting Limit	Analyzed	Qualifiers
1,1,1,2-Tetrachloroethane	ug/kg	ND	5.0	09/04/20 09:56	
1,1,1-Trichloroethane	ug/kg	ND	5.0	09/04/20 09:56	
1,1,2,2-Tetrachloroethane	ug/kg	ND	5.0	09/04/20 09:56	
1,1,2-Trichloroethane	ug/kg	ND	5.0	09/04/20 09:56	
1,1-Dichloroethane	ug/kg	ND	5.0	09/04/20 09:56	
1,1-Dichloroethene	ug/kg	ND	5.0	09/04/20 09:56	
1,1-Dichloropropene	ug/kg	ND	5.0	09/04/20 09:56	
1,2,3-Trichlorobenzene	ug/kg	ND	5.0	09/04/20 09:56	
1,2,3-Trichloropropane	ug/kg	ND	5.0	09/04/20 09:56	
1,2,4-Trichlorobenzene	ug/kg	ND	5.0	09/04/20 09:56	
1,2,4-Trimethylbenzene	ug/kg	ND	5.0	09/04/20 09:56	
1,2-Dibromo-3-chloropropane	ug/kg	ND	5.0	09/04/20 09:56	
1,2-Dibromoethane (EDB)	ug/kg	ND	5.0	09/04/20 09:56	
1,2-Dichlorobenzene	ug/kg	ND	5.0	09/04/20 09:56	
1,2-Dichloroethane	ug/kg	ND	5.0	09/04/20 09:56	
1,2-Dichloropropane	ug/kg	ND	5.0	09/04/20 09:56	
1,3,5-Trimethylbenzene	ug/kg	ND	5.0	09/04/20 09:56	
1,3-Dichlorobenzene	ug/kg	ND	5.0	09/04/20 09:56	
1,3-Dichloropropane	ug/kg	ND	5.0	09/04/20 09:56	
1,4-Dichlorobenzene	ug/kg	ND	5.0	09/04/20 09:56	
2,2-Dichloropropane	ug/kg	ND	5.0	09/04/20 09:56	
2-Butanone (MEK)	ug/kg	ND	100	09/04/20 09:56	
2-Chlorotoluene	ug/kg	ND	5.0	09/04/20 09:56	
2-Hexanone	ug/kg	ND	50.0	09/04/20 09:56	
4-Chlorotoluene	ug/kg	ND	5.0	09/04/20 09:56	
4-Methyl-2-pentanone (MIBK)	ug/kg	ND	50.0	09/04/20 09:56	
Acetone	ug/kg	ND	100	09/04/20 09:56	
Benzene	ug/kg	ND	5.0	09/04/20 09:56	
Bromobenzene	ug/kg	ND	5.0	09/04/20 09:56	
Bromochloromethane	ug/kg	ND	5.0	09/04/20 09:56	
Bromodichloromethane	ug/kg	ND	5.0	09/04/20 09:56	
Bromoform	ug/kg	ND	5.0	09/04/20 09:56	
Bromomethane	ug/kg	ND	10.0	09/04/20 09:56	
Carbon tetrachloride	ug/kg	ND	5.0	09/04/20 09:56	
Chlorobenzene	ug/kg	ND	5.0	09/04/20 09:56	
Chloroethane	ug/kg	ND	10.0	09/04/20 09:56	
Chloroform	ug/kg	ND	5.0	09/04/20 09:56	
Chloromethane	ug/kg	ND	10.0	09/04/20 09:56	
cis-1,2-Dichloroethene	ug/kg	ND	5.0	09/04/20 09:56	
cis-1,3-Dichloropropene	ug/kg	ND	5.0	09/04/20 09:56	

Results presented on this page are in the units indicated by the "Units" column except where an alternate unit is presented to the right of the result.

REPORT OF LABORATORY ANALYSIS

This report shall not be reproduced, except in full,
without the written consent of Pace Analytical Services, LLC.

Pace Analytical Services, LLC
9800 Kincey Ave. Suite 100
Huntersville, NC 28078
(704)875-9092

QUALITY CONTROL DATA

Project: 2020-LI-2448
Pace Project No.: 92493992

METHOD BLANK: 2992448 Matrix: Solid
Associated Lab Samples: 92493992001

Parameter	Units	Blank Result	Reporting Limit	Analyzed	Qualifiers
Dibromochloromethane	ug/kg	ND	5.0	09/04/20 09:56	
Dibromomethane	ug/kg	ND	5.0	09/04/20 09:56	
Dichlorodifluoromethane	ug/kg	ND	10.0	09/04/20 09:56	
Diisopropyl ether	ug/kg	ND	5.0	09/04/20 09:56	
Ethylbenzene	ug/kg	ND	5.0	09/04/20 09:56	
Hexachloro-1,3-butadiene	ug/kg	ND	5.0	09/04/20 09:56	
Isopropylbenzene (Cumene)	ug/kg	ND	5.0	09/04/20 09:56	
m&p-Xylene	ug/kg	ND	10.0	09/04/20 09:56	
Methyl-tert-butyl ether	ug/kg	ND	5.0	09/04/20 09:56	
Methylene Chloride	ug/kg	ND	20.0	09/04/20 09:56	
n-Butylbenzene	ug/kg	ND	5.0	09/04/20 09:56	
n-Propylbenzene	ug/kg	ND	5.0	09/04/20 09:56	
Naphthalene	ug/kg	ND	5.0	09/04/20 09:56	
o-Xylene	ug/kg	ND	5.0	09/04/20 09:56	
p-Isopropyltoluene	ug/kg	ND	5.0	09/04/20 09:56	
sec-Butylbenzene	ug/kg	ND	5.0	09/04/20 09:56	
Styrene	ug/kg	ND	5.0	09/04/20 09:56	
tert-Butylbenzene	ug/kg	ND	5.0	09/04/20 09:56	
Tetrachloroethene	ug/kg	ND	5.0	09/04/20 09:56	
Toluene	ug/kg	ND	5.0	09/04/20 09:56	IK
trans-1,2-Dichloroethene	ug/kg	ND	5.0	09/04/20 09:56	
trans-1,3-Dichloropropene	ug/kg	ND	5.0	09/04/20 09:56	
Trichloroethene	ug/kg	ND	5.0	09/04/20 09:56	
Trichlorofluoromethane	ug/kg	ND	5.0	09/04/20 09:56	
Vinyl acetate	ug/kg	ND	50.0	09/04/20 09:56	
Vinyl chloride	ug/kg	ND	10.0	09/04/20 09:56	
Xylene (Total)	ug/kg	ND	10.0	09/04/20 09:56	
1,2-Dichloroethane-d4 (S)	%	104	70-132	09/04/20 09:56	
4-Bromofluorobenzene (S)	%	102	70-130	09/04/20 09:56	
Toluene-d8 (S)	%	99	70-130	09/04/20 09:56	

LABORATORY CONTROL SAMPLE: 2992449

Parameter	Units	Spike Conc.	LCS Result	LCS % Rec	% Rec Limits	Qualifiers
1,1,1,2-Tetrachloroethane	ug/kg	1250	1300	104	70-130	
1,1,1-Trichloroethane	ug/kg	1250	1250	100	70-130	
1,1,2,2-Tetrachloroethane	ug/kg	1250	1200	96	55-130	
1,1,2-Trichloroethane	ug/kg	1250	1210	97	70-130	
1,1-Dichloroethane	ug/kg	1250	1170	93	68-130	
1,1-Dichloroethene	ug/kg	1250	1230	99	70-130	
1,1-Dichloropropene	ug/kg	1250	1200	96	70-130	
1,2,3-Trichlorobenzene	ug/kg	1250	1220	98	70-130	
1,2,3-Trichloropropane	ug/kg	1250	1140	91	70-130	
1,2,4-Trichlorobenzene	ug/kg	1250	1240	99	70-130	

Results presented on this page are in the units indicated by the "Units" column except where an alternate unit is presented to the right of the result.

REPORT OF LABORATORY ANALYSIS

This report shall not be reproduced, except in full,
without the written consent of Pace Analytical Services, LLC.

Pace Analytical Services, LLC
9800 Kincey Ave. Suite 100
Huntersville, NC 28078
(704)875-9092

QUALITY CONTROL DATA

Project: 2020-LI-2448
Pace Project No.: 92493992

LABORATORY CONTROL SAMPLE: 2992449

Parameter	Units	Spike Conc.	LCS Result	LCS % Rec	% Rec Limits	Qualifiers
1,2,4-Trimethylbenzene	ug/kg	1250	1230	98	69-130	
1,2-Dibromo-3-chloropropane	ug/kg	1250	1160	93	57-141	
1,2-Dibromoethane (EDB)	ug/kg	1250	1280	102	70-130	
1,2-Dichlorobenzene	ug/kg	1250	1240	99	70-130	
1,2-Dichloroethane	ug/kg	1250	1040	83	70-130	
1,2-Dichloropropane	ug/kg	1250	1200	96	70-130	
1,3,5-Trimethylbenzene	ug/kg	1250	1240	99	70-130	
1,3-Dichlorobenzene	ug/kg	1250	1210	97	70-130	
1,3-Dichloropropane	ug/kg	1250	1240	99	70-130	
1,4-Dichlorobenzene	ug/kg	1250	1180	94	70-130	
2,2-Dichloropropane	ug/kg	1250	1210	97	70-130	
2-Butanone (MEK)	ug/kg	2500	2140	86	60-130	
2-Chlorotoluene	ug/kg	1250	1250	100	70-130	
2-Hexanone	ug/kg	2500	2400	96	70-132	
4-Chlorotoluene	ug/kg	1250	1220	98	70-130	
4-Methyl-2-pentanone (MIBK)	ug/kg	2500	2300	92	69-130	
Acetone	ug/kg	2500	2030	81	49-148	
Benzene	ug/kg	1250	1160	93	70-130	
Bromobenzene	ug/kg	1250	1230	99	70-130	
Bromochloromethane	ug/kg	1250	1190	95	70-130	
Bromodichloromethane	ug/kg	1250	1190	95	70-130	
Bromoform	ug/kg	1250	1160	93	68-136	
Bromomethane	ug/kg	1250	1050	84	60-140	
Carbon tetrachloride	ug/kg	1250	1320	106	70-130	
Chlorobenzene	ug/kg	1250	1240	99	70-130	
Chloroethane	ug/kg	1250	1110	89	51-147	
Chloroform	ug/kg	1250	1160	93	70-130	
Chloromethane	ug/kg	1250	905	72	48-130	
cis-1,2-Dichloroethene	ug/kg	1250	1160	93	70-130	
cis-1,3-Dichloropropene	ug/kg	1250	1230	99	70-130	
Dibromochloromethane	ug/kg	1250	1310	105	70-130	
Dibromomethane	ug/kg	1250	1160	93	70-130	
Dichlorodifluoromethane	ug/kg	1250	1080	86	49-130	
Diisopropyl ether	ug/kg	1250	1100	88	66-130	
Ethylbenzene	ug/kg	1250	1160	93	70-130	
Hexachloro-1,3-butadiene	ug/kg	1250	1220	98	70-130	
Isopropylbenzene (Cumene)	ug/kg	1250	1280	102	70-130	
m&p-Xylene	ug/kg	2500	2430	97	70-130	
Methyl-tert-butyl ether	ug/kg	1250	1150	92	70-130	
Methylene Chloride	ug/kg	1250	993	79	50-137	
n-Butylbenzene	ug/kg	1250	1250	100	70-130	
n-Propylbenzene	ug/kg	1250	1250	100	70-130	
Naphthalene	ug/kg	1250	1200	96	70-131	
o-Xylene	ug/kg	1250	1250	100	70-130	
p-Isopropyltoluene	ug/kg	1250	1220	98	70-130	
sec-Butylbenzene	ug/kg	1250	1250	100	70-130	
Styrene	ug/kg	1250	1330	106	70-130	

Results presented on this page are in the units indicated by the "Units" column except where an alternate unit is presented to the right of the result.

REPORT OF LABORATORY ANALYSIS

This report shall not be reproduced, except in full,
without the written consent of Pace Analytical Services, LLC.

Pace Analytical Services, LLC
9800 Kincey Ave. Suite 100
Huntersville, NC 28078
(704)875-9092

QUALITY CONTROL DATA

Project: 2020-LI-2448
Pace Project No.: 92493992

LABORATORY CONTROL SAMPLE: 2992449

Parameter	Units	Spike Conc.	LCS Result	LCS % Rec	% Rec Limits	Qualifiers
tert-Butylbenzene	ug/kg	1250	1170	94	69-130	
Tetrachloroethene	ug/kg	1250	1370	109	56-130	
Toluene	ug/kg	1250	1120	90	70-130	IK
trans-1,2-Dichloroethene	ug/kg	1250	1210	97	70-130	
trans-1,3-Dichloropropene	ug/kg	1250	1220	98	70-130	
Trichloroethene	ug/kg	1250	1290	103	70-141	
Trichlorofluoromethane	ug/kg	1250	1180	95	67-130	
Vinyl acetate	ug/kg	2500	2270	91	10-136	
Vinyl chloride	ug/kg	1250	971	78	67-130	
Xylene (Total)	ug/kg	3750	3680	98	70-130	
1,2-Dichloroethane-d4 (S)	%			95	70-132	
4-Bromofluorobenzene (S)	%			101	70-130	
Toluene-d8 (S)	%			96	70-130	

MATRIX SPIKE SAMPLE: 2992451

Parameter	Units	92493861002 Result	Spike Conc.	MS Result	MS % Rec	% Rec Limits	Qualifiers
1,1,1,2-Tetrachloroethane	ug/kg	ND	693	528	76	52-133	
1,1,1-Trichloroethane	ug/kg	ND	693	545	79	49-137	
1,1,2,2-Tetrachloroethane	ug/kg	ND	693	475	69	39-150	
1,1,2-Trichloroethane	ug/kg	ND	693	497	72	48-140	
1,1-Dichloroethane	ug/kg	ND	693	458	66	46-135	
1,1-Dichloroethene	ug/kg	ND	693	442	64	38-149	
1,1-Dichloropropene	ug/kg	ND	693	535	77	41-140	
1,2,3-Trichlorobenzene	ug/kg	ND	693	511	74	10-158	
1,2,3-Trichloropropane	ug/kg	ND	693	462	67	33-157	
1,2,4-Trichlorobenzene	ug/kg	ND	693	560	81	10-155	
1,2,4-Trimethylbenzene	ug/kg	ND	693	551	79	24-154	
1,2-Dibromo-3-chloropropane	ug/kg	ND	693	399	58	33-158	
1,2-Dibromoethane (EDB)	ug/kg	ND	693	485	70	40-136	
1,2-Dichlorobenzene	ug/kg	ND	693	541	78	27-146	
1,2-Dichloroethane	ug/kg	ND	693	432	62	49-140	
1,2-Dichloropropane	ug/kg	ND	693	496	72	44-143	
1,3,5-Trimethylbenzene	ug/kg	ND	693	543	78	40-144	
1,3-Dichlorobenzene	ug/kg	ND	693	541	78	33-140	
1,3-Dichloropropane	ug/kg	ND	693	486	70	47-147	
1,4-Dichlorobenzene	ug/kg	ND	693	527	76	35-139	
2,2-Dichloropropane	ug/kg	ND	693	226	33	41-140	M1
2-Butanone (MEK)	ug/kg	ND	1390	670	48	10-181	
2-Chlorotoluene	ug/kg	ND	693	549	79	38-147	
2-Hexanone	ug/kg	ND	1390	469	34	18-169	
4-Chlorotoluene	ug/kg	ND	693	540	78	36-145	
4-Methyl-2-pentanone (MIBK)	ug/kg	ND	1390	877	63	16-175	
Acetone	ug/kg	ND	1390	527	38	10-200	
Benzene	ug/kg	ND	693	494	71	46-136	

Results presented on this page are in the units indicated by the "Units" column except where an alternate unit is presented to the right of the result.

REPORT OF LABORATORY ANALYSIS

This report shall not be reproduced, except in full,
without the written consent of Pace Analytical Services, LLC.

Pace Analytical Services, LLC
9800 Kincey Ave. Suite 100
Huntersville, NC 28078
(704)875-9092

QUALITY CONTROL DATA

Project: 2020-LI-2448
Pace Project No.: 92493992

MATRIX SPIKE SAMPLE: 2992451

Parameter	Units	92493861002 Result	Spike Conc.	MS Result	MS % Rec	% Rec Limits	Qualifiers
Bromobenzene	ug/kg	ND	693	512	74	38-149	
Bromochloromethane	ug/kg	ND	693	491	71	44-142	
Bromodichloromethane	ug/kg	ND	693	476	69	41-140	
Bromoform	ug/kg	ND	693	432	62	34-145	
Bromomethane	ug/kg	ND	693	693	100	14-162	
Carbon tetrachloride	ug/kg	ND	693	561	81	44-141	
Chlorobenzene	ug/kg	ND	693	530	76	39-141	
Chloroethane	ug/kg	ND	693	287	41	10-182	
Chloroform	ug/kg	ND	693	456	66	45-140	
Chloromethane	ug/kg	ND	693	496	72	19-149	
cis-1,2-Dichloroethene	ug/kg	ND	693	476	69	38-150	
cis-1,3-Dichloropropene	ug/kg	ND	693	488	70	30-144	
Dibromochloromethane	ug/kg	ND	693	507	73	36-145	
Dibromomethane	ug/kg	ND	693	456	66	41-145	
Dichlorodifluoromethane	ug/kg	ND	693	520	75	16-146	
Diisopropyl ether	ug/kg	ND	693	452	65	41-143	
Ethylbenzene	ug/kg	ND	693	507	73	35-144	
Hexachloro-1,3-butadiene	ug/kg	ND	693	553	80	10-160	
Isopropylbenzene (Cumene)	ug/kg	ND	693	573	83	30-152	
m&p-Xylene	ug/kg	ND	1390	1050	76	33-145	
Methyl-tert-butyl ether	ug/kg	ND	693	476	69	49-140	
Methylene Chloride	ug/kg	ND	693	421	61	10-174	
n-Butylbenzene	ug/kg	ND	693	577	83	10-160	
n-Propylbenzene	ug/kg	ND	693	556	80	24-159	
Naphthalene	ug/kg	ND	693	434	63	10-171	
o-Xylene	ug/kg	ND	693	533	77	31-150	
p-Isopropyltoluene	ug/kg	ND	693	544	79	21-154	
sec-Butylbenzene	ug/kg	ND	693	585	84	19-159	
Styrene	ug/kg	ND	693	538	78	15-152	
tert-Butylbenzene	ug/kg	ND	693	534	77	31-141	
Tetrachloroethene	ug/kg	ND	693	612	88	19-141	
Toluene	ug/kg	ND	693	474	68	31-146	IK
trans-1,2-Dichloroethene	ug/kg	ND	693	519	75	28-157	
trans-1,3-Dichloropropene	ug/kg	ND	693	458	66	25-146	
Trichloroethene	ug/kg	ND	693	550	79	34-149	
Trichlorofluoromethane	ug/kg	ND	693	221	32	10-167	
Vinyl acetate	ug/kg	ND	1390	824	59	10-200	
Vinyl chloride	ug/kg	ND	693	430	62	36-155	
Xylene (Total)	ug/kg	ND	2080	1590	76	29-148	
1,2-Dichloroethane-d4 (S)	%				102	70-132	
4-Bromofluorobenzene (S)	%				101	70-130	
Toluene-d8 (S)	%				98	70-130	

Results presented on this page are in the units indicated by the "Units" column except where an alternate unit is presented to the right of the result.

REPORT OF LABORATORY ANALYSIS

This report shall not be reproduced, except in full,
without the written consent of Pace Analytical Services, LLC.

Pace Analytical Services, LLC
9800 Kincey Ave. Suite 100
Huntersville, NC 28078
(704)875-9092

QUALITY CONTROL DATA

Project: 2020-LI-2448
Pace Project No.: 92493992

SAMPLE DUPLICATE: 2992450

Parameter	Units	92493861001 Result	Dup Result	RPD	Qualifiers
1,1,1,2-Tetrachloroethane	ug/kg	ND	ND		
1,1,1-Trichloroethane	ug/kg	ND	ND		
1,1,2,2-Tetrachloroethane	ug/kg	ND	ND		
1,1,2-Trichloroethane	ug/kg	ND	ND		
1,1-Dichloroethane	ug/kg	ND	ND		
1,1-Dichloroethene	ug/kg	ND	ND		
1,1-Dichloropropene	ug/kg	ND	ND		
1,2,3-Trichlorobenzene	ug/kg	ND	ND		
1,2,3-Trichloropropane	ug/kg	ND	ND		
1,2,4-Trichlorobenzene	ug/kg	ND	ND		
1,2,4-Trimethylbenzene	ug/kg	ND	ND		
1,2-Dibromo-3-chloropropane	ug/kg	ND	ND		
1,2-Dibromoethane (EDB)	ug/kg	ND	ND		
1,2-Dichlorobenzene	ug/kg	ND	ND		
1,2-Dichloroethane	ug/kg	ND	ND		
1,2-Dichloropropane	ug/kg	ND	ND		
1,3,5-Trimethylbenzene	ug/kg	ND	ND		
1,3-Dichlorobenzene	ug/kg	ND	ND		
1,3-Dichloropropane	ug/kg	ND	ND		
1,4-Dichlorobenzene	ug/kg	ND	ND		
2,2-Dichloropropane	ug/kg	ND	ND		
2-Butanone (MEK)	ug/kg	ND	ND		
2-Chlorotoluene	ug/kg	ND	ND		
2-Hexanone	ug/kg	ND	ND		
4-Chlorotoluene	ug/kg	ND	ND		
4-Methyl-2-pentanone (MIBK)	ug/kg	ND	ND		
Acetone	ug/kg	ND	ND		
Benzene	ug/kg	ND	ND		
Bromobenzene	ug/kg	ND	ND		
Bromochloromethane	ug/kg	ND	ND		
Bromodichloromethane	ug/kg	ND	ND		
Bromoform	ug/kg	ND	ND		
Bromomethane	ug/kg	ND	ND		
Carbon tetrachloride	ug/kg	ND	ND		
Chlorobenzene	ug/kg	ND	ND		
Chloroethane	ug/kg	ND	ND		
Chloroform	ug/kg	ND	ND		
Chloromethane	ug/kg	ND	ND		
cis-1,2-Dichloroethene	ug/kg	ND	ND		
cis-1,3-Dichloropropene	ug/kg	ND	ND		
Dibromochloromethane	ug/kg	ND	ND		
Dibromomethane	ug/kg	ND	ND		
Dichlorodifluoromethane	ug/kg	ND	ND		
Diisopropyl ether	ug/kg	ND	ND		
Ethylbenzene	ug/kg	ND	ND		
Hexachloro-1,3-butadiene	ug/kg	ND	ND		
Isopropylbenzene (Cumene)	ug/kg	ND	ND		

Results presented on this page are in the units indicated by the "Units" column except where an alternate unit is presented to the right of the result.

REPORT OF LABORATORY ANALYSIS

This report shall not be reproduced, except in full,
without the written consent of Pace Analytical Services, LLC.

Pace Analytical Services, LLC
9800 Kincey Ave. Suite 100
Huntersville, NC 28078
(704)875-9092

QUALITY CONTROL DATA

Project: 2020-LI-2448
Pace Project No.: 92493992

SAMPLE DUPLICATE: 2992450

Parameter	Units	92493861001 Result	Dup Result	RPD	Qualifiers
m&p-Xylene	ug/kg	ND	ND		
Methyl-tert-butyl ether	ug/kg	ND	ND		
Methylene Chloride	ug/kg	ND	ND		
n-Butylbenzene	ug/kg	ND	ND		
n-Propylbenzene	ug/kg	ND	ND		
Naphthalene	ug/kg	ND	ND		
o-Xylene	ug/kg	ND	ND		
p-Isopropyltoluene	ug/kg	ND	ND		
sec-Butylbenzene	ug/kg	ND	ND		
Styrene	ug/kg	ND	ND		
tert-Butylbenzene	ug/kg	ND	ND		
Tetrachloroethene	ug/kg	ND	ND		
Toluene	ug/kg	ND	ND		IK
trans-1,2-Dichloroethene	ug/kg	ND	ND		
trans-1,3-Dichloropropene	ug/kg	ND	ND		
Trichloroethene	ug/kg	ND	ND		
Trichlorofluoromethane	ug/kg	ND	ND		
Vinyl acetate	ug/kg	ND	ND		
Vinyl chloride	ug/kg	ND	ND		
Xylene (Total)	ug/kg	ND	ND		
1,2-Dichloroethane-d4 (S)	%	99	100		
4-Bromofluorobenzene (S)	%	102	103		
Toluene-d8 (S)	%	99	98		

Results presented on this page are in the units indicated by the "Units" column except where an alternate unit is presented to the right of the result.

REPORT OF LABORATORY ANALYSIS

This report shall not be reproduced, except in full,
without the written consent of Pace Analytical Services, LLC.

Pace Analytical Services, LLC
9800 Kincey Ave. Suite 100
Huntersville, NC 28078
(704)875-9092

QUALITY CONTROL DATA

Project: 2020-LI-2448
Pace Project No.: 92493992

QC Batch: 564653
QC Batch Method: EPA 5035A/5030B
Analysis Method: EPA 8260D
Analysis Description: 8260D 5035A 5030B
Laboratory: Pace Analytical Services - Charlotte

Associated Lab Samples: 92493992002

METHOD BLANK: 2992977 Matrix: Solid
Associated Lab Samples: 92493992002

Parameter	Units	Blank Result	Reporting Limit	Analyzed	Qualifiers
1,1,1,2-Tetrachloroethane	ug/kg	ND	5.0	09/04/20 10:11	
1,1,1-Trichloroethane	ug/kg	ND	5.0	09/04/20 10:11	
1,1,2,2-Tetrachloroethane	ug/kg	ND	5.0	09/04/20 10:11	
1,1,2-Trichloroethane	ug/kg	ND	5.0	09/04/20 10:11	
1,1-Dichloroethane	ug/kg	ND	5.0	09/04/20 10:11	
1,1-Dichloroethene	ug/kg	ND	5.0	09/04/20 10:11	
1,1-Dichloropropene	ug/kg	ND	5.0	09/04/20 10:11	
1,2,3-Trichlorobenzene	ug/kg	ND	5.0	09/04/20 10:11	
1,2,3-Trichloropropane	ug/kg	ND	5.0	09/04/20 10:11	
1,2,4-Trichlorobenzene	ug/kg	ND	5.0	09/04/20 10:11	
1,2,4-Trimethylbenzene	ug/kg	ND	5.0	09/04/20 10:11	
1,2-Dibromo-3-chloropropane	ug/kg	ND	5.0	09/04/20 10:11	
1,2-Dibromoethane (EDB)	ug/kg	ND	5.0	09/04/20 10:11	
1,2-Dichlorobenzene	ug/kg	ND	5.0	09/04/20 10:11	
1,2-Dichloroethane	ug/kg	ND	5.0	09/04/20 10:11	
1,2-Dichloropropane	ug/kg	ND	5.0	09/04/20 10:11	
1,3,5-Trimethylbenzene	ug/kg	ND	5.0	09/04/20 10:11	
1,3-Dichlorobenzene	ug/kg	ND	5.0	09/04/20 10:11	
1,3-Dichloropropane	ug/kg	ND	5.0	09/04/20 10:11	
1,4-Dichlorobenzene	ug/kg	ND	5.0	09/04/20 10:11	
2,2-Dichloropropane	ug/kg	ND	5.0	09/04/20 10:11	
2-Butanone (MEK)	ug/kg	ND	100	09/04/20 10:11	
2-Chlorotoluene	ug/kg	ND	5.0	09/04/20 10:11	
2-Hexanone	ug/kg	ND	50.0	09/04/20 10:11	
4-Chlorotoluene	ug/kg	ND	5.0	09/04/20 10:11	
4-Methyl-2-pentanone (MIBK)	ug/kg	ND	50.0	09/04/20 10:11	
Acetone	ug/kg	ND	100	09/04/20 10:11	
Benzene	ug/kg	ND	5.0	09/04/20 10:11	
Bromobenzene	ug/kg	ND	5.0	09/04/20 10:11	
Bromochloromethane	ug/kg	ND	5.0	09/04/20 10:11	
Bromodichloromethane	ug/kg	ND	5.0	09/04/20 10:11	
Bromoform	ug/kg	ND	5.0	09/04/20 10:11	
Bromomethane	ug/kg	ND	10.0	09/04/20 10:11	
Carbon tetrachloride	ug/kg	ND	5.0	09/04/20 10:11	
Chlorobenzene	ug/kg	ND	5.0	09/04/20 10:11	
Chloroethane	ug/kg	ND	10.0	09/04/20 10:11	
Chloroform	ug/kg	ND	5.0	09/04/20 10:11	
Chloromethane	ug/kg	ND	10.0	09/04/20 10:11	
cis-1,2-Dichloroethene	ug/kg	ND	5.0	09/04/20 10:11	
cis-1,3-Dichloropropene	ug/kg	ND	5.0	09/04/20 10:11	

Results presented on this page are in the units indicated by the "Units" column except where an alternate unit is presented to the right of the result.

REPORT OF LABORATORY ANALYSIS

This report shall not be reproduced, except in full,
without the written consent of Pace Analytical Services, LLC.

Pace Analytical Services, LLC
9800 Kincey Ave. Suite 100
Huntersville, NC 28078
(704)875-9092

QUALITY CONTROL DATA

Project: 2020-LI-2448
Pace Project No.: 92493992

METHOD BLANK: 2992977 Matrix: Solid
Associated Lab Samples: 92493992002

Parameter	Units	Blank Result	Reporting Limit	Analyzed	Qualifiers
Dibromochloromethane	ug/kg	ND	5.0	09/04/20 10:11	
Dibromomethane	ug/kg	ND	5.0	09/04/20 10:11	
Dichlorodifluoromethane	ug/kg	ND	10.0	09/04/20 10:11	
Diisopropyl ether	ug/kg	ND	5.0	09/04/20 10:11	
Ethylbenzene	ug/kg	ND	5.0	09/04/20 10:11	
Hexachloro-1,3-butadiene	ug/kg	ND	5.0	09/04/20 10:11	
Isopropylbenzene (Cumene)	ug/kg	ND	5.0	09/04/20 10:11	
m&p-Xylene	ug/kg	ND	10.0	09/04/20 10:11	
Methyl-tert-butyl ether	ug/kg	ND	5.0	09/04/20 10:11	
Methylene Chloride	ug/kg	ND	20.0	09/04/20 10:11	
n-Butylbenzene	ug/kg	ND	5.0	09/04/20 10:11	
n-Propylbenzene	ug/kg	ND	5.0	09/04/20 10:11	
Naphthalene	ug/kg	ND	5.0	09/04/20 10:11	
o-Xylene	ug/kg	ND	5.0	09/04/20 10:11	
p-Isopropyltoluene	ug/kg	ND	5.0	09/04/20 10:11	
sec-Butylbenzene	ug/kg	ND	5.0	09/04/20 10:11	
Styrene	ug/kg	ND	5.0	09/04/20 10:11	
tert-Butylbenzene	ug/kg	ND	5.0	09/04/20 10:11	
Tetrachloroethene	ug/kg	ND	5.0	09/04/20 10:11	
Toluene	ug/kg	ND	5.0	09/04/20 10:11	
trans-1,2-Dichloroethene	ug/kg	ND	5.0	09/04/20 10:11	
trans-1,3-Dichloropropene	ug/kg	ND	5.0	09/04/20 10:11	
Trichloroethene	ug/kg	ND	5.0	09/04/20 10:11	
Trichlorofluoromethane	ug/kg	ND	5.0	09/04/20 10:11	
Vinyl acetate	ug/kg	ND	50.0	09/04/20 10:11	
Vinyl chloride	ug/kg	ND	10.0	09/04/20 10:11	
Xylene (Total)	ug/kg	ND	10.0	09/04/20 10:11	
1,2-Dichloroethane-d4 (S)	%	102	70-132	09/04/20 10:11	
4-Bromofluorobenzene (S)	%	101	70-130	09/04/20 10:11	
Toluene-d8 (S)	%	100	70-130	09/04/20 10:11	

LABORATORY CONTROL SAMPLE: 2992978

Parameter	Units	Spike Conc.	LCS Result	LCS % Rec	% Rec Limits	Qualifiers
1,1,1,2-Tetrachloroethane	ug/kg	1250	1200	96	70-130	
1,1,1-Trichloroethane	ug/kg	1250	1180	95	70-130	
1,1,2,2-Tetrachloroethane	ug/kg	1250	1170	93	55-130	
1,1,2-Trichloroethane	ug/kg	1250	1210	97	70-130	
1,1-Dichloroethane	ug/kg	1250	1210	97	68-130	
1,1-Dichloroethene	ug/kg	1250	1220	98	70-130	
1,1-Dichloropropene	ug/kg	1250	1190	95	70-130	
1,2,3-Trichlorobenzene	ug/kg	1250	1190	95	70-130	
1,2,3-Trichloropropane	ug/kg	1250	1200	96	70-130	
1,2,4-Trichlorobenzene	ug/kg	1250	1210	96	70-130	

Results presented on this page are in the units indicated by the "Units" column except where an alternate unit is presented to the right of the result.

REPORT OF LABORATORY ANALYSIS

This report shall not be reproduced, except in full,
without the written consent of Pace Analytical Services, LLC.

Pace Analytical Services, LLC
9800 Kincey Ave. Suite 100
Huntersville, NC 28078
(704)875-9092

QUALITY CONTROL DATA

Project: 2020-LI-2448
Pace Project No.: 92493992

LABORATORY CONTROL SAMPLE: 2992978

Parameter	Units	Spike Conc.	LCS Result	LCS % Rec	% Rec Limits	Qualifiers
1,2,4-Trimethylbenzene	ug/kg	1250	1110	89	69-130	
1,2-Dibromo-3-chloropropane	ug/kg	1250	1280	103	57-141	
1,2-Dibromoethane (EDB)	ug/kg	1250	1220	97	70-130	
1,2-Dichlorobenzene	ug/kg	1250	1230	98	70-130	
1,2-Dichloroethane	ug/kg	1250	1170	93	70-130	
1,2-Dichloropropane	ug/kg	1250	1250	100	70-130	
1,3,5-Trimethylbenzene	ug/kg	1250	1200	96	70-130	
1,3-Dichlorobenzene	ug/kg	1250	1200	96	70-130	
1,3-Dichloropropane	ug/kg	1250	1190	96	70-130	
1,4-Dichlorobenzene	ug/kg	1250	1080	87	70-130	
2,2-Dichloropropane	ug/kg	1250	1230	99	70-130	
2-Butanone (MEK)	ug/kg	2500	2340	94	60-130	
2-Chlorotoluene	ug/kg	1250	1210	96	70-130	
2-Hexanone	ug/kg	2500	2430	97	70-132	
4-Chlorotoluene	ug/kg	1250	1180	94	70-130	
4-Methyl-2-pentanone (MIBK)	ug/kg	2500	2430	97	69-130	
Acetone	ug/kg	2500	2320	93	49-148	
Benzene	ug/kg	1250	1190	95	70-130	
Bromobenzene	ug/kg	1250	1190	95	70-130	
Bromochloromethane	ug/kg	1250	1290	103	70-130	
Bromodichloromethane	ug/kg	1250	1140	91	70-130	
Bromoform	ug/kg	1250	1220	98	68-136	
Bromomethane	ug/kg	1250	1100	88	60-140	
Carbon tetrachloride	ug/kg	1250	1220	98	70-130	
Chlorobenzene	ug/kg	1250	1170	94	70-130	
Chloroethane	ug/kg	1250	1160	92	51-147	
Chloroform	ug/kg	1250	1160	93	70-130	
Chloromethane	ug/kg	1250	1170	93	48-130	
cis-1,2-Dichloroethene	ug/kg	1250	1160	93	70-130	
cis-1,3-Dichloropropene	ug/kg	1250	1280	102	70-130	
Dibromochloromethane	ug/kg	1250	1280	102	70-130	
Dibromomethane	ug/kg	1250	1240	99	70-130	
Dichlorodifluoromethane	ug/kg	1250	1470	117	49-130	
Diisopropyl ether	ug/kg	1250	1190	95	66-130	
Ethylbenzene	ug/kg	1250	1120	90	70-130	
Hexachloro-1,3-butadiene	ug/kg	1250	1210	97	70-130	
Isopropylbenzene (Cumene)	ug/kg	1250	1190	95	70-130	
m&p-Xylene	ug/kg	2500	2270	91	70-130	
Methyl-tert-butyl ether	ug/kg	1250	1150	92	70-130	
Methylene Chloride	ug/kg	1250	1170	93	50-137	
n-Butylbenzene	ug/kg	1250	1180	94	70-130	
n-Propylbenzene	ug/kg	1250	1180	94	70-130	
Naphthalene	ug/kg	1250	1230	99	70-131	
o-Xylene	ug/kg	1250	1150	92	70-130	
p-Isopropyltoluene	ug/kg	1250	1170	93	70-130	
sec-Butylbenzene	ug/kg	1250	1140	91	70-130	
Styrene	ug/kg	1250	1210	97	70-130	

Results presented on this page are in the units indicated by the "Units" column except where an alternate unit is presented to the right of the result.

REPORT OF LABORATORY ANALYSIS

This report shall not be reproduced, except in full,
without the written consent of Pace Analytical Services, LLC.

Pace Analytical Services, LLC
9800 Kincey Ave. Suite 100
Huntersville, NC 28078
(704)875-9092

QUALITY CONTROL DATA

Project: 2020-LI-2448
Pace Project No.: 92493992

LABORATORY CONTROL SAMPLE: 2992978

Parameter	Units	Spike Conc.	LCS Result	LCS % Rec	% Rec Limits	Qualifiers
tert-Butylbenzene	ug/kg	1250	1170	94	69-130	
Tetrachloroethene	ug/kg	1250	1220	97	56-130	
Toluene	ug/kg	1250	1160	93	70-130	
trans-1,2-Dichloroethene	ug/kg	1250	1180	95	70-130	
trans-1,3-Dichloropropene	ug/kg	1250	1240	99	70-130	
Trichloroethene	ug/kg	1250	1220	98	70-141	
Trichlorofluoromethane	ug/kg	1250	1140	91	67-130	
Vinyl acetate	ug/kg	2500	2410	96	10-136	
Vinyl chloride	ug/kg	1250	1180	94	67-130	
Xylene (Total)	ug/kg	3750	3420	91	70-130	
1,2-Dichloroethane-d4 (S)	%			89	70-132	
4-Bromofluorobenzene (S)	%			101	70-130	
Toluene-d8 (S)	%			100	70-130	

MATRIX SPIKE SAMPLE: 2992980

Parameter	Units	92493726002 Result	Spike Conc.	MS Result	MS % Rec	% Rec Limits	Qualifiers
1,1,1,2-Tetrachloroethane	ug/kg	ND	597	536	90	52-133	
1,1,1-Trichloroethane	ug/kg	ND	597	564	94	49-137	
1,1,2,2-Tetrachloroethane	ug/kg	ND	597	516	86	39-150	
1,1,2-Trichloroethane	ug/kg	ND	597	574	96	48-140	
1,1-Dichloroethane	ug/kg	ND	597	566	95	46-135	
1,1-Dichloroethene	ug/kg	ND	597	374	63	38-149	
1,1-Dichloropropene	ug/kg	ND	597	593	99	41-140	
1,2,3-Trichlorobenzene	ug/kg	ND	597	437	73	10-158	
1,2,3-Trichloropropane	ug/kg	ND	597	513	86	33-157	
1,2,4-Trichlorobenzene	ug/kg	ND	597	538	90	10-155	
1,2,4-Trimethylbenzene	ug/kg	ND	597	550	92	24-154	
1,2-Dibromo-3-chloropropane	ug/kg	ND	597	399	67	33-158	
1,2-Dibromoethane (EDB)	ug/kg	ND	597	538	90	40-136	
1,2-Dichlorobenzene	ug/kg	ND	597	567	95	27-146	
1,2-Dichloroethane	ug/kg	ND	597	592	99	49-140	
1,2-Dichloropropane	ug/kg	ND	597	591	99	44-143	
1,3,5-Trimethylbenzene	ug/kg	ND	597	559	94	40-144	
1,3-Dichlorobenzene	ug/kg	ND	597	567	95	33-140	
1,3-Dichloropropane	ug/kg	ND	597	540	90	47-147	
1,4-Dichlorobenzene	ug/kg	ND	597	522	87	35-139	
2,2-Dichloropropane	ug/kg	ND	597	504	84	41-140	
2-Butanone (MEK)	ug/kg	ND	1200	774	65	10-181	
2-Chlorotoluene	ug/kg	ND	597	562	94	38-147	
2-Hexanone	ug/kg	ND	1200	671	56	18-169	
4-Chlorotoluene	ug/kg	ND	597	547	92	36-145	
4-Methyl-2-pentanone (MIBK)	ug/kg	ND	1200	594	50	16-175	
Acetone	ug/kg	ND	1200	644	54	10-200	
Benzene	ug/kg	ND	597	574	96	46-136	

Results presented on this page are in the units indicated by the "Units" column except where an alternate unit is presented to the right of the result.

REPORT OF LABORATORY ANALYSIS

This report shall not be reproduced, except in full,
without the written consent of Pace Analytical Services, LLC.

Pace Analytical Services, LLC
9800 Kincey Ave. Suite 100
Huntersville, NC 28078
(704)875-9092

QUALITY CONTROL DATA

Project: 2020-LI-2448
Pace Project No.: 92493992

MATRIX SPIKE SAMPLE: 2992980

Parameter	Units	92493726002 Result	Spike Conc.	MS Result	MS % Rec	% Rec Limits	Qualifiers
Bromobenzene	ug/kg	ND	597	537	90	38-149	
Bromochloromethane	ug/kg	ND	597	624	105	44-142	
Bromodichloromethane	ug/kg	ND	597	494	83	41-140	
Bromoform	ug/kg	ND	597	445	75	34-145	
Bromomethane	ug/kg	ND	597	424	71	14-162	
Carbon tetrachloride	ug/kg	ND	597	546	92	44-141	
Chlorobenzene	ug/kg	ND	597	553	93	39-141	
Chloroethane	ug/kg	ND	597	103	17	10-182	
Chloroform	ug/kg	ND	597	528	88	45-140	
Chloromethane	ug/kg	ND	597	613	103	19-149	
cis-1,2-Dichloroethene	ug/kg	ND	597	520	87	38-150	
cis-1,3-Dichloropropene	ug/kg	ND	597	582	97	30-144	
Dibromochloromethane	ug/kg	ND	597	498	83	36-145	
Dibromomethane	ug/kg	ND	597	574	96	41-145	
Dichlorodifluoromethane	ug/kg	ND	597	835	140	16-146	
Diisopropyl ether	ug/kg	ND	597	561	94	41-143	
Ethylbenzene	ug/kg	ND	597	543	91	35-144	
Hexachloro-1,3-butadiene	ug/kg	ND	597	628	105	10-160	
Isopropylbenzene (Cumene)	ug/kg	ND	597	581	97	30-152	
m&p-Xylene	ug/kg	ND	1200	1110	92	33-145	
Methyl-tert-butyl ether	ug/kg	ND	597	531	89	49-140	
Methylene Chloride	ug/kg	ND	597	566	95	10-174	
n-Butylbenzene	ug/kg	ND	597	577	97	10-160	
n-Propylbenzene	ug/kg	ND	597	564	94	24-159	
Naphthalene	ug/kg	6.8	597	377	62	10-171	
o-Xylene	ug/kg	4.0J	597	550	91	31-150	
p-Isopropyltoluene	ug/kg	ND	597	566	95	21-154	
sec-Butylbenzene	ug/kg	ND	597	564	95	19-159	
Styrene	ug/kg	ND	597	572	96	15-152	
tert-Butylbenzene	ug/kg	ND	597	552	92	31-141	
Tetrachloroethene	ug/kg	ND	597	580	97	19-141	
Toluene	ug/kg	4.5J	597	568	94	31-146	
trans-1,2-Dichloroethene	ug/kg	ND	597	574	96	28-157	
trans-1,3-Dichloropropene	ug/kg	ND	597	543	91	25-146	
Trichloroethene	ug/kg	ND	597	594	100	34-149	
Trichlorofluoromethane	ug/kg	ND	597	99.2	17	10-167	
Vinyl acetate	ug/kg	ND	1200	1010	85	10-200	
Vinyl chloride	ug/kg	ND	597	646	108	36-155	
Xylene (Total)	ug/kg	ND	1800	1660	93	29-148	
1,2-Dichloroethane-d4 (S)	%				111	70-132	
4-Bromofluorobenzene (S)	%				103	70-130	
Toluene-d8 (S)	%				101	70-130	

Results presented on this page are in the units indicated by the "Units" column except where an alternate unit is presented to the right of the result.

REPORT OF LABORATORY ANALYSIS

This report shall not be reproduced, except in full,
without the written consent of Pace Analytical Services, LLC.

Pace Analytical Services, LLC
9800 Kincey Ave. Suite 100
Huntersville, NC 28078
(704)875-9092

QUALITY CONTROL DATA

Project: 2020-LI-2448
Pace Project No.: 92493992

SAMPLE DUPLICATE: 2992979

Parameter	Units	92493726001 Result	Dup Result	RPD	Qualifiers
1,1,1,2-Tetrachloroethane	ug/kg	ND	ND		
1,1,1-Trichloroethane	ug/kg	ND	ND		
1,1,2,2-Tetrachloroethane	ug/kg	ND	ND		
1,1,2-Trichloroethane	ug/kg	ND	ND		
1,1-Dichloroethane	ug/kg	ND	ND		
1,1-Dichloroethene	ug/kg	ND	ND		
1,1-Dichloropropene	ug/kg	ND	ND		
1,2,3-Trichlorobenzene	ug/kg	ND	ND		
1,2,3-Trichloropropane	ug/kg	ND	ND		
1,2,4-Trichlorobenzene	ug/kg	ND	ND		
1,2,4-Trimethylbenzene	ug/kg	23.2	22.8	2	
1,2-Dibromo-3-chloropropane	ug/kg	ND	ND		
1,2-Dibromoethane (EDB)	ug/kg	ND	ND		
1,2-Dichlorobenzene	ug/kg	ND	ND		
1,2-Dichloroethane	ug/kg	ND	ND		
1,2-Dichloropropane	ug/kg	ND	ND		
1,3,5-Trimethylbenzene	ug/kg	12.1	14.7	19	
1,3-Dichlorobenzene	ug/kg	ND	ND		
1,3-Dichloropropane	ug/kg	ND	ND		
1,4-Dichlorobenzene	ug/kg	ND	ND		
2,2-Dichloropropane	ug/kg	ND	ND		
2-Butanone (MEK)	ug/kg	ND	ND		
2-Chlorotoluene	ug/kg	ND	ND		
2-Hexanone	ug/kg	ND	ND		
4-Chlorotoluene	ug/kg	ND	ND		
4-Methyl-2-pentanone (MIBK)	ug/kg	ND	ND		
Acetone	ug/kg	131J	109J		
Benzene	ug/kg	ND	ND		
Bromobenzene	ug/kg	ND	ND		
Bromochloromethane	ug/kg	ND	ND		
Bromodichloromethane	ug/kg	ND	ND		
Bromoform	ug/kg	ND	ND		
Bromomethane	ug/kg	ND	ND		
Carbon tetrachloride	ug/kg	ND	ND		
Chlorobenzene	ug/kg	ND	ND		
Chloroethane	ug/kg	ND	ND		
Chloroform	ug/kg	ND	ND		
Chloromethane	ug/kg	ND	ND		
cis-1,2-Dichloroethene	ug/kg	ND	ND		
cis-1,3-Dichloropropene	ug/kg	ND	ND		
Dibromochloromethane	ug/kg	ND	ND		
Dibromomethane	ug/kg	ND	ND		
Dichlorodifluoromethane	ug/kg	ND	ND		
Diisopropyl ether	ug/kg	ND	ND		
Ethylbenzene	ug/kg	15.0	15.9	6	
Hexachloro-1,3-butadiene	ug/kg	ND	ND		
Isopropylbenzene (Cumene)	ug/kg	ND	5.1J		

Results presented on this page are in the units indicated by the "Units" column except where an alternate unit is presented to the right of the result.

REPORT OF LABORATORY ANALYSIS

This report shall not be reproduced, except in full,
without the written consent of Pace Analytical Services, LLC.

Pace Analytical Services, LLC
9800 Kincey Ave. Suite 100
Huntersville, NC 28078
(704)875-9092

QUALITY CONTROL DATA

Project: 2020-LI-2448
Pace Project No.: 92493992

SAMPLE DUPLICATE: 2992979

Parameter	Units	92493726001 Result	Dup Result	RPD	Qualifiers
m&p-Xylene	ug/kg	95.5	95.7	0	
Methyl-tert-butyl ether	ug/kg	ND	ND		
Methylene Chloride	ug/kg	ND	ND		
n-Butylbenzene	ug/kg	ND	ND		
n-Propylbenzene	ug/kg	ND	ND		
Naphthalene	ug/kg	23.3	23.7	2	
o-Xylene	ug/kg	30.7	34.0	10	
p-Isopropyltoluene	ug/kg	ND	ND		
sec-Butylbenzene	ug/kg	ND	ND		
Styrene	ug/kg	ND	ND		
tert-Butylbenzene	ug/kg	ND	ND		
Tetrachloroethene	ug/kg	ND	ND		
Toluene	ug/kg	35.9	37.0	3	
trans-1,2-Dichloroethene	ug/kg	ND	ND		
trans-1,3-Dichloropropene	ug/kg	ND	ND		
Trichloroethene	ug/kg	ND	ND		
Trichlorofluoromethane	ug/kg	ND	ND		
Vinyl acetate	ug/kg	ND	ND		
Vinyl chloride	ug/kg	ND	ND		
Xylene (Total)	ug/kg	126	130	3	
1,2-Dichloroethane-d4 (S)	%	101	105		
4-Bromofluorobenzene (S)	%	104	106		
Toluene-d8 (S)	%	99	100		

Results presented on this page are in the units indicated by the "Units" column except where an alternate unit is presented to the right of the result.

REPORT OF LABORATORY ANALYSIS

This report shall not be reproduced, except in full,
without the written consent of Pace Analytical Services, LLC.

Pace Analytical Services, LLC
9800 Kincey Ave. Suite 100
Huntersville, NC 28078
(704)875-9092

QUALITY CONTROL DATA

Project: 2020-LI-2448
Pace Project No.: 92493992

QC Batch: 564449
QC Batch Method: ASTM D2974-87
Analysis Method: ASTM D2974-87
Analysis Description: Dry Weight/Percent Moisture
Laboratory: Pace Analytical Services - Charlotte

Associated Lab Samples: 92493992001, 92493992002

SAMPLE DUPLICATE: 2992219

Parameter	Units	92493861001 Result	Dup Result	RPD	Qualifiers
Percent Moisture	%	17.8	16.5	8	

SAMPLE DUPLICATE: 2992220

Parameter	Units	92493967001 Result	Dup Result	RPD	Qualifiers
Percent Moisture	%	12.4	12.1	2	

Results presented on this page are in the units indicated by the "Units" column except where an alternate unit is presented to the right of the result.

REPORT OF LABORATORY ANALYSIS

This report shall not be reproduced, except in full,
without the written consent of Pace Analytical Services, LLC.

Pace Analytical Services, LLC
9800 Kincey Ave. Suite 100
Huntersville, NC 28078
(704)875-9092

QUALITY CONTROL DATA

Project: 2020-LI-2448
Pace Project No.: 92493992

QC Batch: 1540559 Analysis Method: SM 2540G
QC Batch Method: SM 2540 G Analysis Description: Total Solids 2540 G-2011
Laboratory: Pace National - Mt. Juliet
Associated Lab Samples: 92493992001, 92493992002, 92493992003, 92493992004, 92493992005, 92493992006, 92493992007, 92493992008

METHOD BLANK: R3569342-1 Matrix: Solid
Associated Lab Samples: 92493992001, 92493992002, 92493992003, 92493992004, 92493992005, 92493992006, 92493992007, 92493992008

Parameter	Units	Blank Result	Reporting Limit	Analyzed	Qualifiers
Total Solids	%	ND		09/10/20 16:47	

LABORATORY CONTROL SAMPLE: R3569342-2

Parameter	Units	Spike Conc.	LCS Result	LCS % Rec	% Rec Limits	Qualifiers
Total Solids	%	50.0	50.0	100	85.0-115	

SAMPLE DUPLICATE: R3569342-3

Parameter	Units	92493992003 Result	Dup Result	RPD	Qualifiers
Total Solids	%	91.0	90.9	0.0565	

Results presented on this page are in the units indicated by the "Units" column except where an alternate unit is presented to the right of the result.

REPORT OF LABORATORY ANALYSIS

This report shall not be reproduced, except in full,
without the written consent of Pace Analytical Services, LLC.

Pace Analytical Services, LLC
9800 Kincey Ave. Suite 100
Huntersville, NC 28078
(704)875-9092

QUALIFIERS

Project: 2020-LI-2448
Pace Project No.: 92493992

DEFINITIONS

DF - Dilution Factor, if reported, represents the factor applied to the reported data due to dilution of the sample aliquot.

ND - Not Detected at or above adjusted reporting limit.

TNTC - Too Numerous To Count

J - Estimated concentration above the adjusted method detection limit and below the adjusted reporting limit.

MDL - Adjusted Method Detection Limit.

PQL - Practical Quantitation Limit.

RL - Reporting Limit - The lowest concentration value that meets project requirements for quantitative data with known precision and bias for a specific analyte in a specific matrix.

S - Surrogate

1,2-Diphenylhydrazine decomposes to and cannot be separated from Azobenzene using Method 8270. The result for each analyte is a combined concentration.

Consistent with EPA guidelines, unrounded data are displayed and have been used to calculate % recovery and RPD values.

LCS(D) - Laboratory Control Sample (Duplicate)

MS(D) - Matrix Spike (Duplicate)

DUP - Sample Duplicate

RPD - Relative Percent Difference

NC - Not Calculable.

SG - Silica Gel - Clean-Up

U - Indicates the compound was analyzed for, but not detected.

Acid preservation may not be appropriate for 2 Chloroethylvinyl ether.

A separate vial preserved to a pH of 4-5 is recommended in SW846 Chapter 4 for the analysis of Acrolein and Acrylonitrile by EPA Method 8260.

N-Nitrosodiphenylamine decomposes and cannot be separated from Diphenylamine using Method 8270. The result reported for each analyte is a combined concentration.

Pace Analytical is TNI accredited. Contact your Pace PM for the current list of accredited analytes.

TNI - The NELAC Institute.

ANALYTE QUALIFIERS

IK	The recalculated concentration of the calibration standard(s) did not meet method acceptance criteria; this result should be considered an estimated value.
M1	Matrix spike recovery exceeded QC limits. Batch accepted based on laboratory control sample (LCS) recovery.
R1	RPD value was outside control limits.

This report shall not be reproduced, except in full,
without the written consent of Pace Analytical Services, LLC.

Pace Analytical Services, LLC
9800 Kincey Ave. Suite 100
Huntersville, NC 28078
(704)875-9092

QUALITY CONTROL DATA CROSS REFERENCE TABLE

Project: 2020-LI-2448
Pace Project No.: 92493992

Lab ID	Sample ID	QC Batch Method	QC Batch	Analytical Method	Analytical Batch
92493992001	**B-01_MW-14_(25'-27.5')**	MADEPV	1539979	MADEP VPH	1539979
92493992002	**B-04_MW-16_(25'-27.5')**	MADEPV	1539979	MADEP VPH	1539979
92493992003	**RW-11_(27.5-30)**	MADEPV	1539979	MADEP VPH	1539979
92493992004	**RW-11_(25-27.5)**	MADEPV	1539979	MADEP VPH	1539979
92493992005	**MW-11_(37.5-40')**	MADEPV	1539979	MADEP VPH	1539979
92493992006	**MW-13_(25-27.5)**	MADEPV	1541930	MADEP VPH	1541930
92493992007	**MW-17_(27.5-30)**	MADEPV	1541930	MADEP VPH	1541930
92493992008	**MW-19_(25-27.5)**	MADEPV	1541930	MADEP VPH	1541930
92493992003	**RW-11_(27.5-30)**	5035A	1540677	EPA 8260D	1540677
92493992003	**RW-11_(27.5-30)**	5035A	1541548	EPA 8260D	1541548
92493992004	**RW-11_(25-27.5)**	5035A	1540677	EPA 8260D	1540677
92493992004	**RW-11_(25-27.5)**	5035A	1541548	EPA 8260D	1541548
92493992005	**MW-11_(37.5-40')**	5035A	1540677	EPA 8260D	1540677
92493992005	**MW-11_(37.5-40')**	5035A	1541548	EPA 8260D	1541548
92493992006	**MW-13_(25-27.5)**	5035A	1540677	EPA 8260D	1540677
92493992006	**MW-13_(25-27.5)**	5035A	1541548	EPA 8260D	1541548
92493992007	**MW-17_(27.5-30)**	5035A	1540677	EPA 8260D	1540677
92493992007	**MW-17_(27.5-30)**	5035A	1541548	EPA 8260D	1541548
92493992008	**MW-19_(25-27.5)**	5035A	1540677	EPA 8260D	1540677
92493992008	**MW-19_(25-27.5)**	5035A	1541548	EPA 8260D	1541548
92493992001	**B-01_MW-14_(25'-27.5')**	EPA 5035A/5030B	564553	EPA 8260D	564578
92493992002	**B-04_MW-16_(25'-27.5')**	EPA 5035A/5030B	564653	EPA 8260D	564657
92493992001	**B-01_MW-14_(25'-27.5')**	ASTM D2974-87	564449		
92493992002	**B-04_MW-16_(25'-27.5')**	ASTM D2974-87	564449		
92493992001	**B-01_MW-14_(25'-27.5')**	SM 2540 G	1540559	SM 2540G	1540559
92493992002	**B-04_MW-16_(25'-27.5')**	SM 2540 G	1540559	SM 2540G	1540559
92493992003	**RW-11_(27.5-30)**	SM 2540 G	1540559	SM 2540G	1540559
92493992004	**RW-11_(25-27.5)**	SM 2540 G	1540559	SM 2540G	1540559
92493992005	**MW-11_(37.5-40')**	SM 2540 G	1540559	SM 2540G	1540559
92493992006	**MW-13_(25-27.5)**	SM 2540 G	1540559	SM 2540G	1540559
92493992007	**MW-17_(27.5-30)**	SM 2540 G	1540559	SM 2540G	1540559
92493992008	**MW-19_(25-27.5)**	SM 2540 G	1540559	SM 2540G	1540559

This report shall not be reproduced, except in full,
without the written consent of Pace Analytical Services, LLC.

WO# : 92493992

92493992

CHAIN-OF-CUSTODY Analytical Request Document

Pace Analytical

Chain-of-Custody is a LEGAL DOCUMENT - Complete all relevent fields

LAB US — lumber or

Container Preservative Type

Lab Project Manager:

** Preservative Types: (1) nitric acid, (2) sulfuric acid, (3) hydrochloric acid, (4) sodium hydroxide, (5) zinc acetate, (6) methanol, (7) sodium bisulfate, (8) sodium thiosulfate, (9) hexane, (A) ascorbic acid, (B) ammonium sulfate, (C) ammonium hydroxide, (D) TSP, (U) Unpreserved, (O) Other _____

Company: Apex Companies LLC	Billing Information:
Address:	
Report To: Andrew Street	Email To: Andrew Street/Emily Little
Copy To:	Site Collection Info/Address:
Customer Project Name/Number: CPC 20126	State: NC County/City: Huntersville Time Zone Collected: [ ]PT [ ]MT [ ]CT [ ]ET
Phone: 704-936-6344 Email: Andrew.Street	Site/Facility ID #: CPC Huntersville
Collected By (print): Bill Jones/Kyle Zigler	Purchase Order #: Quote #:
Collected By (signature):	Turnaround Date Required: Std./Normal TAT
Sample Disposal: [ ] Dispose as appropriate [ ] Return [ ] Archive: _____ [ ] Hold: _____	Rush: [ ] Same Day [ ] Next Day [ ] 2 Day [ ] 3 Day [ ] 4 Day [ ] 5 Day (Expedite Charges Apply)

Compliance Monitoring? [ ] Yes [ ] No	
DW PWS ID #: DW Location Code:	
Immediately Packed on Ice: [ ] Yes [ ] No	
Field Filtered (if applicable): [ ] Yes [ ] No Analysis: _____	

Matrix Codes (Insert in Matrix box below): Drinking Water (DW), Ground Water (GW), Wastewater (WW), Product (P), Soil/Solid (SL), Oil (OL), Wipe (WP), Air (AR), Tissue (TS), Bioassay (B), Vapor (V), Other (OT)

Analyses: VOC - 8260; VPH

Lab Profile/Line:

Lab Sample Receipt Checklist:

Custody Seals Present/Intact	Y	N	NA
Custody Signatures Present	Y	N	NA
Collector Signature Present	Y	N	NA
Bottles Intact	Y	N	NA
Correct Bottles	Y	N	NA
Sufficient Volume	Y	N	NA
Samples Received on Ice	Y	N	NA
VOA - Headspace Acceptable	Y	N	NA
USDA Regulated Soils	Y	N	NA
Samples in Holding Time	Y	N	NA
Residual Chlorine Present	Y	N	NA
Cl Strips: _____			
Sample pH Acceptable	Y	N	NA
pH Strips: _____			
Sulfide Present	Y	N	NA
Lead Acetate Strips: _____			

LAB USE ONLY:
Lab Sample # / Comments:

Customer Sample ID	Matrix *	Comp / Grab	Collected (or Composite Start) Date	Collected (or Composite Start) Time	Composite End Date	Composite End Time	Res Cl	# of Ctns	VOC - 8260	VPH	Lab Sample # / Comments
											92493992
B-01/MW-14 (25-27.5')	SL	G	9-1-20	1700	9-1-20	1700		3	X	X	001
B-04/MW-16 (25-27.5')	SL	G	9-2-20	1300	9-2-20	1300		3	X	X	002
RW-11 (27.5-30)	SL	G	9-2-20	0940	9-2-20	0940		3	X	X	003
RW-11 (25-27.5)	SL	G			9-2-20	0945		3	X	X	004
MW-11 (37.5-40)	SL	G			9-01-20	0900		3	X	X	005
MW-13 (25-27.5)	SL	G			9-1-20	1530		3	X	X	006
MW-17 (27.5-30)	SL	G			9-2-20	1533		3	X	X	007
MW-19 (25-27.5)	SL	G			9-2-20	1902		3	X	X	008

Customer Remarks / Special Conditions / Possible Hazards:

Type of Ice Used: Wet Blue Dry None

Packing Material Used:

Radchem sample(s) screened (<500 cpm): Y N NA

SHORT HOLDS PRESENT (<72 hours): Y N N/A

Lab Tracking #: 2538679

Samples received via: FEDEX UPS Client DW 9/3/20 Courier Pace Courier

Lab Sample Temperature Info:
Temp Blank Received: Y N NA
Therm ID#: 92T061
Cooler 1 Temp Upon Receipt: 4.1 oC
Cooler 1 Therm Corr. Factor: 0.0 oC
Cooler 1 Corrected Temp: 4.1 oC
Comments:

Relinquished by/Company: (Signature)	Date/Time:	Received by/Company: (Signature)	Date/Time:
	0645 9-3-20		9-3-20 645
Relinquished by/Company: (Signature)	Date/Time:	Received by/Company: (Signature)	Date/Time:
	9-3-20 1339	Pace FedEx	9/3/20 13:39
Relinquished by/Company: (Signature)	Date/Time:	Received by/Company: (Signature)	Date/Time:

MTJL LAB USE ONLY
Table #:
Acctnum:
Template:
Prelogin:
PM:
PB:

Trip Blank Received: Y N NA
HCL MeOH TSP Other

Non Conformance(s): YES / NO

Page: _____ of: _____

***Check mark top half of box if pH and/or dechlorination is verified and within the acceptance range for preservation samples.**

Exceptions: VOA, Coliform, TOC, Oil and Grease, DRO/8015 (water) DOC, LLHg

****Bottom half of box is to list number of bottle**

Project #

Item#	BP4U-125 mL Plastic Unpreserved (N/A) (Cl-)	BP3U-250 mL Plastic Unpreserved (N/A)	BP2U-500 mL Plastic Unpreserved (N/A)	BP1U-1 liter Plastic Unpreserved (N/A)	BP4S-125 mL Plastic H2SO4 (pH < 2) (Cl-)	BP3N-250 mL plastic HNO3 (pH < 2)	BP4Z-125 mL Plastic ZN Acetate & NaOH (>9)	BP4C-125 mL Plastic NaOH (pH > 12) (Cl-)	WGFU-Wide-mouthed Glass jar Unpreserved	AG1U-1 liter Amber Unpreserved (N/A) (Cl-)	AG1H-1 liter Amber HCl (pH < 2)	AG3U-250 mL Amber Unpreserved (N/A) (Cl-	AG1S-1 liter Amber H2SO4 (pH < 2)	AG3S-250 mL Amber H2SO4 (pH < 2)	AG3A(DG3A)-250 mL Amber NH4Cl (N/A)(Cl-)	DG9H-40 mL VOA HCl (N/A)	VG9T-40 mL VOA Na2S2O3 (N/A)	VG9U-40 mL VOA Unp (N/A)	DG9P-40 mL VOA H3PO4 (N/A)	VOAK (6 vials per kit)-5035 kit (N/A)	V/GK (3 vials per kit)-VPH/Gas kit (N/A)	SP5T-125 mL Sterile Plastic (N/A – lab)	SP2T-250 mL Sterile Plastic (N/A – lab)		BP3A-250 mL Plastic (NH2)2SO4 (9.3-9.7)	AG0U-100 mL Amber Unpreserved vials (N/A)	VSGU-20 mL Scintillation vials (N/A)	DG9U-40 mL Amber Unpreserved vials (N/A)
1	\				\	\	\	\			\		\	\	\							6			\	\			
2	\				\	\	\	\			\		\	\	\							6			\	\			
3	\				\	\	\	\			\		\	\	\							3			\	\			
4	\				\	\	\	\			\		\	\	\							3			\	\			
5	\				\	\	\	\			\		\	\	\							3			\	\			
6	\				\	\	\	\			\		\	\	\							3			\	\			
7	\				\	\	\	\			\		\	\	\							3			\	\			
8	\				\	\	\	\			\		\	\	\							3			\	\			
9	\				\	\	\	\			\		\	\	\										\	\			
10	\				\	\	\	\			\		\	\	\										\	\			
11	\				\	\	\	\			\		\	\	\										\	\			
12	\				\	\	\	\			\		\	\	\										\	\			

pH Adjustment Log for Preserved Samples

Sample ID	Type of Preservative	pH upon receipt	Date preservation adjusted	Time preservation adjusted	Amount of Preservative added	Lot #

Note: Whenever there is a discrepancy affecting North Carolina compliance samples, a copy of this form will be sent to the North Carolina DEHNR Certification Office (I.e. Out of hold, incorrect preservative, out of temp, incorrect containers.

Pace Analytical Services, LLC
9800 Kincey Ave. Suite 100
Huntersville, NC 28078
(704)875-9092

September 14, 2020

Andrew Street
Apex Companies - NC
5900 Northwoods Business Pkwy
Suite 5900-0
Charlotte, NC 28269

RE: Project: 2020-LI-2448
Pace Project No.: 92494163

Dear Andrew Street:

Enclosed are the analytical results for sample(s) received by the laboratory on September 04, 2020. The results relate only to the samples included in this report. Results reported herein conform to the applicable TNI/NELAC Standards and the laboratory's Quality Manual, where applicable, unless otherwise noted in the body of the report.

The test results provided in this final report were generated by each of the following laboratories within the Pace Network:

- Pace National - Mt. Juliet
- Pace Analytical Services - Charlotte

If you have any questions concerning this report, please feel free to contact me.

Sincerely,

Angela M. Baioni

Angela Baioni
angela.baioni@pacelabs.com
(704)875-9092
Project Manager

Enclosures

cc: J Culbreath, Colonial Pipeline Company
Robert Hughes, Colonial Pipeline
Margaret King, APEX Companies, LLC
Emily Little, Apex Companies
Jeff Morrison, Colonial Pipeline Company
Tom Naumann, APEX Companies - NC
Joe Nicolette, Montrose-EPS
Christopher Schultz, Apex Companies
J Tate, Colonial Pipeline Company
Alex Testoff, Montrose-EPS
Michael Verdon, Colonial Pipeline Company
JM Wyatt, Colonial Pipeline Company

REPORT OF LABORATORY ANALYSIS

This report shall not be reproduced, except in full,
without the written consent of Pace Analytical Services, LLC.

Pace Analytical Services, LLC
9800 Kincey Ave. Suite 100
Huntersville, NC 28078
(704)875-9092

CERTIFICATIONS

Project: 2020-LI-2448
Pace Project No.: 92494163

Pace Analytical Services National

12065 Lebanon Road, Mt. Juliet, TN 37122
Alabama Certification #: 40660
Alaska Certification 17-026
Arizona Certification #: AZ0612
Arkansas Certification #: 88-0469
California Certification #: 2932
Canada Certification #: 1461.01
Colorado Certification #: TN00003
Connecticut Certification #: PH-0197
DOD Certification: #1461.01
EPA# TN00003
Florida Certification #: E87487
Georgia DW Certification #: 923
Georgia Certification: NELAP
Idaho Certification #: TN00003
Illinois Certification #: 200008
Indiana Certification #: C-TN-01
Iowa Certification #: 364
Kansas Certification #: E-10277
Kentucky UST Certification #: 16
Kentucky Certification #: 90010
Louisiana Certification #: AI30792
Louisiana DW Certification #: LA180010
Maine Certification #: TN0002
Maryland Certification #: 324
Massachusetts Certification #: M-TN003
Michigan Certification #: 9958
Minnesota Certification #: 047-999-395
Mississippi Certification #: TN00003
Missouri Certification #: 340
Montana Certification #: CERT0086
Nebraska Certification #: NE-OS-15-05
Nevada Certification #: TN-03-2002-34
New Hampshire Certification #: 2975
New Jersey Certification #: TN002
New Mexico DW Certification
New York Certification #: 11742
North Carolina Aquatic Toxicity Certification #: 41
North Carolina Drinking Water Certification #: 21704
North Carolina Environmental Certificate #: 375
North Dakota Certification #: R-140
Ohio VAP Certification #: CL0069
Oklahoma Certification #: 9915
Oregon Certification #: TN200002
Pennsylvania Certification #: 68-02979
Rhode Island Certification #: LAO00356
South Carolina Certification #: 84004
South Dakota Certification
Tennessee DW/Chem/Micro Certification #: 2006
Texas Certification #: T 104704245-17-14
Texas Mold Certification #: LAB0152
USDA Soil Permit #: P330-15-00234
Utah Certification #: TN00003
Virginia Certification #: VT2006
Vermont Dept. of Health: ID# VT-2006
Virginia Certification #: 460132
Washington Certification #: C847
West Virginia Certification #: 233
Wisconsin Certification #: 9980939910
Wyoming UST Certification #: via A2LA 2926.01
A2LA-ISO 17025 Certification #: 1461.01
A2LA-ISO 17025 Certification #: 1461.02
AIHA-LAP/LLC EMLAP Certification #:100789

Pace Analytical Services Charlotte

9800 Kincey Ave. Ste 100, Huntersville, NC 28078
Louisiana/NELAP Certification # LA170028
North Carolina Drinking Water Certification #: 37706
North Carolina Field Services Certification #: 5342
North Carolina Wastewater Certification #: 12
South Carolina Certification #: 99006001
Florida/NELAP Certification #: E87627
Kentucky UST Certification #: 84
Virginia/VELAP Certification #: 460221

REPORT OF LABORATORY ANALYSIS

This report shall not be reproduced, except in full,
without the written consent of Pace Analytical Services, LLC.

Pace Analytical Services, LLC
9800 Kincey Ave. Suite 100
Huntersville, NC 28078
(704)875-9092

SAMPLE ANALYTE COUNT

Project: 2020-LI-2448
Pace Project No.: 92494163

Lab ID	Sample ID	Method	Analysts	Analytes Reported	Laboratory
92494163001	**MW-21_(25-27.5)**	MADEP VPH	ACG	6	PAN
		EPA 8260D	ACG, ADM	70	PAN
		SM 2540G	KBC	1	PAN
92494163002	**MW-23_(25-27.5)**	MADEP VPH	ACG	6	PAN
		EPA 8260D	SAS	70	PASI-C
		ASTM D2974-87	KDF	1	PASI-C
		SM 2540G	KBC	1	PAN

PAN = Pace National - Mt. Juliet
PASI-C = Pace Analytical Services - Charlotte

This report shall not be reproduced, except in full,
without the written consent of Pace Analytical Services, LLC.

Pace Analytical Services, LLC
9800 Kincey Ave. Suite 100
Huntersville, NC 28078
(704)875-9092

ANALYTICAL RESULTS

Project: 2020-LI-2448
Pace Project No.: 92494163

Sample: MW-21_(25-27.5) **Lab ID: 92494163001** Collected: 09/03/20 11:12 Received: 09/04/20 11:08 Matrix: Solid

Results reported on a "dry weight" basis and are adjusted for percent moisture, sample size and any dilutions.

Parameters	Results	Units	Report Limit	DF	Prepared	Analyzed	CAS No.	Qual
MADEPV	Analytical Method: MADEP VPH Preparation Method: MADEPV Pace National - Mt. Juliet							
Aliphatic (C05-C08)	ND	mg/kg	7.55	1	09/03/20 11:12	09/13/20 16:38		
Aliphatic (C09-C12)	ND	mg/kg	7.55	1	09/03/20 11:12	09/13/20 16:38		
Aromatic (C09-C10),Unadjusted	ND	mg/kg	7.55	1	09/03/20 11:12	09/13/20 16:38	TPHC9C10A	
Total VPH	ND	mg/kg	7.55	1	09/03/20 11:12	09/13/20 16:38	VPH	
Surrogates								
2,5-Dibromotoluene (FID)	92.5	%	70.0-130	1	09/03/20 11:12	09/13/20 16:38	615-59-8FID	
2,5-Dibromotoluene (PID)	87.5	%	70.0-130	1	09/03/20 11:12	09/13/20 16:38	615-59-8PID	
VOA (GC/MS) 8260D	Analytical Method: EPA 8260D Preparation Method: 5035A Pace National - Mt. Juliet							
Acetone	ND	mg/kg	0.0755	1	09/03/20 11:12	09/10/20 17:50	67-64-1	R1
Benzene	ND	mg/kg	0.00151	1	09/03/20 11:12	09/10/20 17:50	71-43-2	
Bromobenzene	ND	mg/kg	0.0189	1	09/03/20 11:12	09/10/20 17:50	108-86-1	
Bromochloromethane	ND	mg/kg	0.00755	1	09/03/20 11:12	09/10/20 17:50	74-97-5	
Bromodichloromethane	ND	mg/kg	0.00377	1	09/03/20 11:12	09/10/20 17:50	75-27-4	
Bromoform	ND	mg/kg	0.0377	1	09/03/20 11:12	09/10/20 17:50	75-25-2	
Bromomethane	ND	mg/kg	0.0189	1	09/03/20 11:12	09/10/20 17:50	74-83-9	
n-Butylbenzene	ND	mg/kg	0.0189	1	09/03/20 11:12	09/10/20 17:50	104-51-8	
sec-Butylbenzene	ND	mg/kg	0.0189	1	09/03/20 11:12	09/10/20 17:50	135-98-8	
tert-Butylbenzene	ND	mg/kg	0.00755	1	09/03/20 11:12	09/10/20 17:50	98-06-6	
Carbon tetrachloride	ND	mg/kg	0.00755	1	09/03/20 11:12	09/10/20 17:50	56-23-5	
Chlorobenzene	ND	mg/kg	0.00377	1	09/03/20 11:12	09/10/20 17:50	108-90-7	
Dibromochloromethane	ND	mg/kg	0.00377	1	09/03/20 11:12	09/10/20 17:50	124-48-1	
Chloroethane	ND	mg/kg	0.00755	1	09/03/20 11:12	09/10/20 17:50	75-00-3	
Chloroform	ND	mg/kg	0.00377	1	09/03/20 11:12	09/10/20 17:50	67-66-3	
Chloromethane	ND	mg/kg	0.0189	1	09/03/20 11:12	09/10/20 17:50	74-87-3	
2-Chlorotoluene	ND	mg/kg	0.00377	1	09/03/20 11:12	09/10/20 17:50	95-49-8	
4-Chlorotoluene	ND	mg/kg	0.00755	1	09/03/20 11:12	09/10/20 17:50	106-43-4	
1,2-Dibromo-3-chloropropane	ND	mg/kg	0.0377	1	09/03/20 11:12	09/10/20 17:50	96-12-8	
1,2-Dibromoethane (EDB)	ND	mg/kg	0.00377	1	09/03/20 11:12	09/10/20 17:50	106-93-4	
Dibromomethane	ND	mg/kg	0.00755	1	09/03/20 11:12	09/10/20 17:50	74-95-3	
1,2-Dichlorobenzene	ND	mg/kg	0.00755	1	09/03/20 11:12	09/10/20 17:50	95-50-1	
1,3-Dichlorobenzene	ND	mg/kg	0.00755	1	09/03/20 11:12	09/10/20 17:50	541-73-1	
1,4-Dichlorobenzene	ND	mg/kg	0.00755	1	09/03/20 11:12	09/10/20 17:50	106-46-7	
Dichlorodifluoromethane	ND	mg/kg	0.00377	1	09/03/20 11:12	09/10/20 17:50	75-71-8	
1,1-Dichloroethane	ND	mg/kg	0.00377	1	09/03/20 11:12	09/10/20 17:50	75-34-3	
1,2-Dichloroethane	ND	mg/kg	0.00377	1	09/03/20 11:12	09/10/20 17:50	107-06-2	
1,1-Dichloroethene	ND	mg/kg	0.00377	1	09/03/20 11:12	09/10/20 17:50	75-35-4	
cis-1,2-Dichloroethene	ND	mg/kg	0.00377	1	09/03/20 11:12	09/10/20 17:50	156-59-2	
trans-1,2-Dichloroethene	ND	mg/kg	0.00755	1	09/03/20 11:12	09/10/20 17:50	156-60-5	
1,2-Dichloropropane	ND	mg/kg	0.00755	1	09/03/20 11:12	09/10/20 17:50	78-87-5	
1,1-Dichloropropene	ND	mg/kg	0.00377	1	09/03/20 11:12	09/10/20 17:50	563-58-6	
1,3-Dichloropropane	ND	mg/kg	0.00755	1	09/03/20 11:12	09/10/20 17:50	142-28-9	
cis-1,3-Dichloropropene	ND	mg/kg	0.00377	1	09/03/20 11:12	09/10/20 17:50	10061-01-5	
trans-1,3-Dichloropropene	ND	mg/kg	0.00755	1	09/03/20 11:12	09/10/20 17:50	10061-02-6	

REPORT OF LABORATORY ANALYSIS

This report shall not be reproduced, except in full,
without the written consent of Pace Analytical Services, LLC.

Pace Analytical Services, LLC
9800 Kincey Ave. Suite 100
Huntersville, NC 28078
(704)875-9092

ANALYTICAL RESULTS

Project: 2020-LI-2448
Pace Project No.: 92494163

Sample: MW-21_(25-27.5) **Lab ID: 92494163001** Collected: 09/03/20 11:12 Received: 09/04/20 11:08 Matrix: Solid

Results reported on a "dry weight" basis and are adjusted for percent moisture, sample size and any dilutions.

Parameters	Results	Units	Report Limit	DF	Prepared	Analyzed	CAS No.	Qual
VOA (GC/MS) 8260D	Analytical Method: EPA 8260D Preparation Method: 5035A Pace National - Mt. Juliet							
2,2-Dichloropropane	ND	mg/kg	0.00377	1	09/03/20 11:12	09/10/20 17:50	594-20-7	
Diisopropyl ether	ND	mg/kg	0.00151	1	09/03/20 11:12	09/10/20 17:50	108-20-3	
Ethylbenzene	ND	mg/kg	0.00377	1	09/03/20 11:12	09/10/20 17:50	100-41-4	
Hexachloro-1,3-butadiene	ND	mg/kg	0.0377	1	09/03/20 11:12	09/10/20 17:50	87-68-3	
2-Hexanone	ND	mg/kg	0.0377	1	09/03/20 11:12	09/10/20 17:50	591-78-6	
Isopropylbenzene (Cumene)	ND	mg/kg	0.00377	1	09/03/20 11:12	09/10/20 17:50	98-82-8	
p-Isopropyltoluene	ND	mg/kg	0.00755	1	09/03/20 11:12	09/10/20 17:50	99-87-6	
2-Butanone (MEK)	ND	mg/kg	0.151	1	09/03/20 11:12	09/10/20 17:50	78-93-3	
Methylene Chloride	ND	mg/kg	0.0377	1	09/03/20 11:12	09/10/20 17:50	75-09-2	
4-Methyl-2-pentanone (MIBK)	ND	mg/kg	0.0377	1	09/03/20 11:12	09/10/20 17:50	108-10-1	
Methyl-tert-butyl ether	ND	mg/kg	0.00151	1	09/03/20 11:12	09/10/20 17:50	1634-04-4	
Naphthalene	ND	mg/kg	0.0189	1	09/03/20 11:12	09/10/20 17:50	91-20-3	
n-Propylbenzene	ND	mg/kg	0.00755	1	09/03/20 11:12	09/10/20 17:50	103-65-1	
Styrene	ND	mg/kg	0.0189	1	09/03/20 11:12	09/10/20 17:50	100-42-5	
1,1,1,2-Tetrachloroethane	ND	mg/kg	0.00377	1	09/03/20 11:12	09/10/20 17:50	630-20-6	
1,1,2,2-Tetrachloroethane	ND	mg/kg	0.00377	1	09/03/20 11:12	09/10/20 17:50	79-34-5	
Tetrachloroethene	ND	mg/kg	0.00377	1	09/03/20 11:12	09/10/20 17:50	127-18-4	
Toluene	ND	mg/kg	0.00755	1	09/03/20 11:12	09/10/20 17:50	108-88-3	
1,2,3-Trichlorobenzene	ND	mg/kg	0.0189	1	09/03/20 11:12	09/10/20 17:50	87-61-6	
1,2,4-Trichlorobenzene	ND	mg/kg	0.0189	1	09/03/20 11:12	09/10/20 17:50	120-82-1	
1,1,1-Trichloroethane	ND	mg/kg	0.00377	1	09/03/20 11:12	09/10/20 17:50	71-55-6	
1,1,2-Trichloroethane	ND	mg/kg	0.00377	1	09/03/20 11:12	09/10/20 17:50	79-00-5	
Trichloroethene	ND	mg/kg	0.00151	1	09/03/20 11:12	09/10/20 17:50	79-01-6	
Trichlorofluoromethane	ND	mg/kg	0.00377	1	09/03/20 11:12	09/10/20 17:50	75-69-4	
1,2,3-Trichloropropane	ND	mg/kg	0.0189	1	09/03/20 11:12	09/10/20 17:50	96-18-4	
1,2,4-Trimethylbenzene	ND	mg/kg	0.00755	1	09/03/20 11:12	09/11/20 20:06	95-63-6	
1,3,5-Trimethylbenzene	ND	mg/kg	0.00755	1	09/03/20 11:12	09/10/20 17:50	108-67-8	
Vinyl chloride	ND	mg/kg	0.00377	1	09/03/20 11:12	09/10/20 17:50	75-01-4	
Vinyl acetate	ND	mg/kg	0.0189	1	09/03/20 11:12	09/10/20 17:50	108-05-4	
Xylene (Total)	ND	mg/kg	0.00981	1	09/03/20 11:12	09/10/20 17:50	1330-20-7	
o-Xylene	ND	mg/kg	0.00377	1	09/03/20 11:12	09/10/20 17:50	95-47-6	
m&p-Xylene	ND	mg/kg	0.00604	1	09/03/20 11:12	09/10/20 17:50	179601-23-1	
Surrogates								
Toluene-d8 (S)	107	%	75.0-131	1	09/03/20 11:12	09/10/20 17:50	2037-26-5	
Toluene-d8 (S)	103	%	75.0-131	1	09/03/20 11:12	09/11/20 20:06	2037-26-5	
4-Bromofluorobenzene (S)	93.7	%	67.0-138	1	09/03/20 11:12	09/10/20 17:50	460-00-4	
4-Bromofluorobenzene (S)	91.1	%	67.0-138	1	09/03/20 11:12	09/11/20 20:06	460-00-4	
1,2-Dichloroethane-d4 (S)	87.5	%	70.0-130	1	09/03/20 11:12	09/10/20 17:50	17060-07-0	
1,2-Dichloroethane-d4 (S)	95.4	%	70.0-130	1	09/03/20 11:12	09/11/20 20:06	17060-07-0	
Total Solids 2540 G-2011	Analytical Method: SM 2540G Preparation Method: SM 2540 G Pace National - Mt. Juliet							
Total Solids	**81.9**	%		1	09/10/20 16:37	09/10/20 16:47		

REPORT OF LABORATORY ANALYSIS

This report shall not be reproduced, except in full,
without the written consent of Pace Analytical Services, LLC.

Pace Analytical Services, LLC
9800 Kincey Ave. Suite 100
Huntersville, NC 28078
(704)875-9092

ANALYTICAL RESULTS

Project: 2020-LI-2448
Pace Project No.: 92494163

Sample: MW-23_(25-27.5) **Lab ID: 92494163002** Collected: 09/03/20 15:35 Received: 09/04/20 11:08 Matrix: Solid

Results reported on a "dry weight" basis and are adjusted for percent moisture, sample size and any dilutions.

Parameters	Results	Units	Report Limit	DF	Prepared	Analyzed	CAS No.	Qual
MADEPV	Analytical Method: MADEP VPH Preparation Method: MADEPV Pace National - Mt. Juliet							
Aliphatic (C05-C08)	ND	mg/kg	7.87	1	09/03/20 15:35	09/13/20 17:11		
Aliphatic (C09-C12)	ND	mg/kg	7.87	1	09/03/20 15:35	09/13/20 17:11		
Aromatic (C09-C10),Unadjusted	ND	mg/kg	7.87	1	09/03/20 15:35	09/13/20 17:11	TPHC9C10A	
Total VPH	ND	mg/kg	7.87	1	09/03/20 15:35	09/13/20 17:11	VPH	
Surrogates								
2,5-Dibromotoluene (FID)	95.4	%	70.0-130	1	09/03/20 15:35	09/13/20 17:11	615-59-8FID	
2,5-Dibromotoluene (PID)	90.9	%	70.0-130	1	09/03/20 15:35	09/13/20 17:11	615-59-8PID	
8260D/5035A/5030B Volatiles	Analytical Method: EPA 8260D Preparation Method: EPA 5035A/5030B Pace Analytical Services - Charlotte							
Acetone	ND	ug/kg	120	1	09/08/20 15:07	09/08/20 16:36	67-64-1	
Benzene	ND	ug/kg	6.0	1	09/08/20 15:07	09/08/20 16:36	71-43-2	
Bromobenzene	ND	ug/kg	6.0	1	09/08/20 15:07	09/08/20 16:36	108-86-1	
Bromochloromethane	ND	ug/kg	6.0	1	09/08/20 15:07	09/08/20 16:36	74-97-5	
Bromodichloromethane	ND	ug/kg	6.0	1	09/08/20 15:07	09/08/20 16:36	75-27-4	
Bromoform	ND	ug/kg	6.0	1	09/08/20 15:07	09/08/20 16:36	75-25-2	
Bromomethane	ND	ug/kg	12.0	1	09/08/20 15:07	09/08/20 16:36	74-83-9	
2-Butanone (MEK)	ND	ug/kg	120	1	09/08/20 15:07	09/08/20 16:36	78-93-3	
n-Butylbenzene	ND	ug/kg	6.0	1	09/08/20 15:07	09/08/20 16:36	104-51-8	
sec-Butylbenzene	ND	ug/kg	6.0	1	09/08/20 15:07	09/08/20 16:36	135-98-8	
tert-Butylbenzene	ND	ug/kg	6.0	1	09/08/20 15:07	09/08/20 16:36	98-06-6	
Carbon tetrachloride	ND	ug/kg	6.0	1	09/08/20 15:07	09/08/20 16:36	56-23-5	v1
Chlorobenzene	ND	ug/kg	6.0	1	09/08/20 15:07	09/08/20 16:36	108-90-7	
Chloroethane	ND	ug/kg	12.0	1	09/08/20 15:07	09/08/20 16:36	75-00-3	
Chloroform	ND	ug/kg	6.0	1	09/08/20 15:07	09/08/20 16:36	67-66-3	
Chloromethane	ND	ug/kg	12.0	1	09/08/20 15:07	09/08/20 16:36	74-87-3	v2
2-Chlorotoluene	ND	ug/kg	6.0	1	09/08/20 15:07	09/08/20 16:36	95-49-8	
4-Chlorotoluene	ND	ug/kg	6.0	1	09/08/20 15:07	09/08/20 16:36	106-43-4	
1,2-Dibromo-3-chloropropane	ND	ug/kg	6.0	1	09/08/20 15:07	09/08/20 16:36	96-12-8	
Dibromochloromethane	ND	ug/kg	6.0	1	09/08/20 15:07	09/08/20 16:36	124-48-1	
1,2-Dibromoethane (EDB)	ND	ug/kg	6.0	1	09/08/20 15:07	09/08/20 16:36	106-93-4	
Dibromomethane	ND	ug/kg	6.0	1	09/08/20 15:07	09/08/20 16:36	74-95-3	
1,2-Dichlorobenzene	ND	ug/kg	6.0	1	09/08/20 15:07	09/08/20 16:36	95-50-1	
1,3-Dichlorobenzene	ND	ug/kg	6.0	1	09/08/20 15:07	09/08/20 16:36	541-73-1	
1,4-Dichlorobenzene	ND	ug/kg	6.0	1	09/08/20 15:07	09/08/20 16:36	106-46-7	
Dichlorodifluoromethane	ND	ug/kg	12.0	1	09/08/20 15:07	09/08/20 16:36	75-71-8	
1,1-Dichloroethane	ND	ug/kg	6.0	1	09/08/20 15:07	09/08/20 16:36	75-34-3	
1,2-Dichloroethane	ND	ug/kg	6.0	1	09/08/20 15:07	09/08/20 16:36	107-06-2	
1,1-Dichloroethene	ND	ug/kg	6.0	1	09/08/20 15:07	09/08/20 16:36	75-35-4	
cis-1,2-Dichloroethene	ND	ug/kg	6.0	1	09/08/20 15:07	09/08/20 16:36	156-59-2	
trans-1,2-Dichloroethene	ND	ug/kg	6.0	1	09/08/20 15:07	09/08/20 16:36	156-60-5	
1,2-Dichloropropane	ND	ug/kg	6.0	1	09/08/20 15:07	09/08/20 16:36	78-87-5	
1,3-Dichloropropane	ND	ug/kg	6.0	1	09/08/20 15:07	09/08/20 16:36	142-28-9	
2,2-Dichloropropane	ND	ug/kg	6.0	1	09/08/20 15:07	09/08/20 16:36	594-20-7	
1,1-Dichloropropene	ND	ug/kg	6.0	1	09/08/20 15:07	09/08/20 16:36	563-58-6	

This report shall not be reproduced, except in full,
without the written consent of Pace Analytical Services, LLC.

Pace Analytical Services, LLC
9800 Kincey Ave. Suite 100
Huntersville, NC 28078
(704)875-9092

ANALYTICAL RESULTS

Project: 2020-LI-2448
Pace Project No.: 92494163

Sample: MW-23_(25-27.5) **Lab ID: 92494163002** Collected: 09/03/20 15:35 Received: 09/04/20 11:08 Matrix: Solid

Results reported on a "dry weight" basis and are adjusted for percent moisture, sample size and any dilutions.

Parameters	Results	Units	Report Limit	DF	Prepared	Analyzed	CAS No.	Qual
8260D/5035A/5030B Volatiles	Analytical Method: EPA 8260D Preparation Method: EPA 5035A/5030B Pace Analytical Services - Charlotte							
cis-1,3-Dichloropropene	ND	ug/kg	6.0	1	09/08/20 15:07	09/08/20 16:36	10061-01-5	
trans-1,3-Dichloropropene	ND	ug/kg	6.0	1	09/08/20 15:07	09/08/20 16:36	10061-02-6	
Diisopropyl ether	ND	ug/kg	6.0	1	09/08/20 15:07	09/08/20 16:36	108-20-3	
Ethylbenzene	ND	ug/kg	6.0	1	09/08/20 15:07	09/08/20 16:36	100-41-4	
Hexachloro-1,3-butadiene	ND	ug/kg	6.0	1	09/08/20 15:07	09/08/20 16:36	87-68-3	
2-Hexanone	ND	ug/kg	60.2	1	09/08/20 15:07	09/08/20 16:36	591-78-6	
Isopropylbenzene (Cumene)	ND	ug/kg	6.0	1	09/08/20 15:07	09/08/20 16:36	98-82-8	
p-Isopropyltoluene	ND	ug/kg	6.0	1	09/08/20 15:07	09/08/20 16:36	99-87-6	
Methylene Chloride	ND	ug/kg	24.1	1	09/08/20 15:07	09/08/20 16:36	75-09-2	
4-Methyl-2-pentanone (MIBK)	ND	ug/kg	60.2	1	09/08/20 15:07	09/08/20 16:36	108-10-1	
Methyl-tert-butyl ether	ND	ug/kg	6.0	1	09/08/20 15:07	09/08/20 16:36	1634-04-4	
Naphthalene	ND	ug/kg	6.0	1	09/08/20 15:07	09/08/20 16:36	91-20-3	
n-Propylbenzene	ND	ug/kg	6.0	1	09/08/20 15:07	09/08/20 16:36	103-65-1	
Styrene	ND	ug/kg	6.0	1	09/08/20 15:07	09/08/20 16:36	100-42-5	
1,1,1,2-Tetrachloroethane	ND	ug/kg	6.0	1	09/08/20 15:07	09/08/20 16:36	630-20-6	M1
1,1,2,2-Tetrachloroethane	ND	ug/kg	6.0	1	09/08/20 15:07	09/08/20 16:36	79-34-5	
Tetrachloroethene	ND	ug/kg	6.0	1	09/08/20 15:07	09/08/20 16:36	127-18-4	
Toluene	ND	ug/kg	6.0	1	09/08/20 15:07	09/08/20 16:36	108-88-3	IK
1,2,3-Trichlorobenzene	ND	ug/kg	6.0	1	09/08/20 15:07	09/08/20 16:36	87-61-6	
1,2,4-Trichlorobenzene	ND	ug/kg	6.0	1	09/08/20 15:07	09/08/20 16:36	120-82-1	
1,1,1-Trichloroethane	ND	ug/kg	6.0	1	09/08/20 15:07	09/08/20 16:36	71-55-6	
1,1,2-Trichloroethane	ND	ug/kg	6.0	1	09/08/20 15:07	09/08/20 16:36	79-00-5	
Trichloroethene	ND	ug/kg	6.0	1	09/08/20 15:07	09/08/20 16:36	79-01-6	
Trichlorofluoromethane	ND	ug/kg	6.0	1	09/08/20 15:07	09/08/20 16:36	75-69-4	
1,2,3-Trichloropropane	ND	ug/kg	6.0	1	09/08/20 15:07	09/08/20 16:36	96-18-4	
1,2,4-Trimethylbenzene	ND	ug/kg	6.0	1	09/08/20 15:07	09/08/20 16:36	95-63-6	
1,3,5-Trimethylbenzene	ND	ug/kg	6.0	1	09/08/20 15:07	09/08/20 16:36	108-67-8	
Vinyl acetate	ND	ug/kg	60.2	1	09/08/20 15:07	09/08/20 16:36	108-05-4	
Vinyl chloride	ND	ug/kg	12.0	1	09/08/20 15:07	09/08/20 16:36	75-01-4	
Xylene (Total)	ND	ug/kg	12.0	1	09/08/20 15:07	09/08/20 16:36	1330-20-7	
m&p-Xylene	ND	ug/kg	12.0	1	09/08/20 15:07	09/08/20 16:36	179601-23-1	
o-Xylene	ND	ug/kg	6.0	1	09/08/20 15:07	09/08/20 16:36	95-47-6	
Surrogates								
Toluene-d8 (S)	99	%	70-130	1	09/08/20 15:07	09/08/20 16:36	2037-26-5	
4-Bromofluorobenzene (S)	100	%	70-130	1	09/08/20 15:07	09/08/20 16:36	460-00-4	
1,2-Dichloroethane-d4 (S)	107	%	70-132	1	09/08/20 15:07	09/08/20 16:36	17060-07-0	
Percent Moisture	Analytical Method: ASTM D2974-87 Pace Analytical Services - Charlotte							
Percent Moisture	**21.2**	%	0.10	1		09/04/20 16:36		
Total Solids 2540 G-2011	Analytical Method: SM 2540G Preparation Method: SM 2540 G Pace National - Mt. Juliet							
Total Solids	**78.8**	%		1	09/10/20 16:28	09/10/20 16:36		

REPORT OF LABORATORY ANALYSIS

This report shall not be reproduced, except in full,
without the written consent of Pace Analytical Services, LLC.

Pace Analytical Services, LLC
9800 Kincey Ave. Suite 100
Huntersville, NC 28078
(704)875-9092

QUALITY CONTROL DATA

Project: 2020-LI-2448
Pace Project No.: 92494163

QC Batch: 1541930
QC Batch Method: MADEPV
Analysis Method: MADEP VPH
Analysis Description: MADEPV
Laboratory: Pace National - Mt. Juliet
Associated Lab Samples: 92494163001, 92494163002

METHOD BLANK: R3570191-3 Matrix: Solid
Associated Lab Samples: 92494163001, 92494163002

Parameter	Units	Blank Result	Reporting Limit	Analyzed	Qualifiers
Aliphatic (C05-C08)	mg/kg	ND	5.00	09/13/20 13:15	
Aliphatic (C09-C12)	mg/kg	ND	5.00	09/13/20 13:15	
Aromatic (C09-C10),Unadjusted	mg/kg	ND	5.00	09/13/20 13:15	
Total VPH	mg/kg	ND	5.00	09/13/20 13:15	
2,5-Dibromotoluene (FID)	%	93.2	70.0-130	09/13/20 13:15	
2,5-Dibromotoluene (PID)	%	87.5	70.0-130	09/13/20 13:15	

LABORATORY CONTROL SAMPLE & LCSD: R3570191-1 R3570191-2

Parameter	Units	Spike Conc.	LCS Result	LCSD Result	LCS % Rec	LCSD % Rec	% Rec Limits	RPD	Max RPD	Qualifiers
Aliphatic (C05-C08)	mg/kg	60.0	59.1	60.6	98.5	101	70.0-130	2.51	25	
Aliphatic (C09-C12)	mg/kg	70.0	71.9	73.2	103	105	70.0-130	1.79	25	
Aromatic (C09-C10),Unadjusted	mg/kg	10.0	9.48	9.76	94.8	97.6	70.0-130	2.91	25	
Total VPH	mg/kg	140	140	144	100	103	70.0-130	2.82	25	
2,5-Dibromotoluene (FID)	%				98.6	97.5	70.0-130			
2,5-Dibromotoluene (PID)	%				92.7	94.2	70.0-130			

Results presented on this page are in the units indicated by the "Units" column except where an alternate unit is presented to the right of the result.

REPORT OF LABORATORY ANALYSIS

This report shall not be reproduced, except in full,
without the written consent of Pace Analytical Services, LLC.

Pace Analytical Services, LLC
9800 Kincey Ave. Suite 100
Huntersville, NC 28078
(704)875-9092

QUALITY CONTROL DATA

Project: 2020-LI-2448
Pace Project No.: 92494163

QC Batch: 1540677
QC Batch Method: 5035A
Analysis Method: EPA 8260D
Analysis Description: VOA (GC/MS) 8260D
Laboratory: Pace National - Mt. Juliet

Associated Lab Samples: 92494163001

METHOD BLANK: R3569010-3 Matrix: Solid
Associated Lab Samples: 92494163001

Parameter	Units	Blank Result	Reporting Limit	Analyzed	Qualifiers
Acetone	mg/kg	ND	0.0500	09/10/20 11:31	
Benzene	mg/kg	ND	0.00100	09/10/20 11:31	
Bromobenzene	mg/kg	ND	0.0125	09/10/20 11:31	
Bromodichloromethane	mg/kg	ND	0.00250	09/10/20 11:31	
Bromochloromethane	mg/kg	ND	0.00500	09/10/20 11:31	
Bromoform	mg/kg	ND	0.0250	09/10/20 11:31	
Bromomethane	mg/kg	ND	0.0125	09/10/20 11:31	
n-Butylbenzene	mg/kg	ND	0.0125	09/10/20 11:31	
sec-Butylbenzene	mg/kg	ND	0.0125	09/10/20 11:31	
tert-Butylbenzene	mg/kg	ND	0.00500	09/10/20 11:31	
Carbon tetrachloride	mg/kg	ND	0.00500	09/10/20 11:31	
Chlorobenzene	mg/kg	ND	0.00250	09/10/20 11:31	
Dibromochloromethane	mg/kg	ND	0.00250	09/10/20 11:31	
Chloroethane	mg/kg	ND	0.00500	09/10/20 11:31	
Chloroform	mg/kg	ND	0.00250	09/10/20 11:31	
Chloromethane	mg/kg	ND	0.0125	09/10/20 11:31	
2-Chlorotoluene	mg/kg	ND	0.00250	09/10/20 11:31	
4-Chlorotoluene	mg/kg	ND	0.00500	09/10/20 11:31	
1,2-Dibromo-3-chloropropane	mg/kg	ND	0.0250	09/10/20 11:31	
1,2-Dibromoethane (EDB)	mg/kg	ND	0.00250	09/10/20 11:31	
Dibromomethane	mg/kg	ND	0.00500	09/10/20 11:31	
1,2-Dichlorobenzene	mg/kg	ND	0.00500	09/10/20 11:31	
1,3-Dichlorobenzene	mg/kg	ND	0.00500	09/10/20 11:31	
1,4-Dichlorobenzene	mg/kg	ND	0.00500	09/10/20 11:31	
Dichlorodifluoromethane	mg/kg	ND	0.00250	09/10/20 11:31	
1,1-Dichloroethane	mg/kg	ND	0.00250	09/10/20 11:31	
1,2-Dichloroethane	mg/kg	ND	0.00250	09/10/20 11:31	
1,1-Dichloroethene	mg/kg	ND	0.00250	09/10/20 11:31	
cis-1,2-Dichloroethene	mg/kg	ND	0.00250	09/10/20 11:31	
trans-1,2-Dichloroethene	mg/kg	ND	0.00500	09/10/20 11:31	
1,2-Dichloropropane	mg/kg	ND	0.00500	09/10/20 11:31	
1,1-Dichloropropene	mg/kg	ND	0.00250	09/10/20 11:31	
1,3-Dichloropropane	mg/kg	ND	0.00500	09/10/20 11:31	
cis-1,3-Dichloropropene	mg/kg	ND	0.00250	09/10/20 11:31	
trans-1,3-Dichloropropene	mg/kg	ND	0.00500	09/10/20 11:31	
2,2-Dichloropropane	mg/kg	ND	0.00250	09/10/20 11:31	
Diisopropyl ether	mg/kg	ND	0.00100	09/10/20 11:31	
Ethylbenzene	mg/kg	ND	0.00250	09/10/20 11:31	
Hexachloro-1,3-butadiene	mg/kg	ND	0.0250	09/10/20 11:31	
2-Hexanone	mg/kg	ND	0.0250	09/10/20 11:31	

Results presented on this page are in the units indicated by the "Units" column except where an alternate unit is presented to the right of the result.

REPORT OF LABORATORY ANALYSIS

This report shall not be reproduced, except in full,
without the written consent of Pace Analytical Services, LLC.

Pace Analytical Services, LLC
9800 Kincey Ave. Suite 100
Huntersville, NC 28078
(704)875-9092

QUALITY CONTROL DATA

Project: 2020-LI-2448
Pace Project No.: 92494163

METHOD BLANK: R3569010-3 Matrix: Solid
Associated Lab Samples: 92494163001

Parameter	Units	Blank Result	Reporting Limit	Analyzed	Qualifiers
Isopropylbenzene (Cumene)	mg/kg	ND	0.00250	09/10/20 11:31	
p-Isopropyltoluene	mg/kg	ND	0.00500	09/10/20 11:31	
2-Butanone (MEK)	mg/kg	ND	0.100	09/10/20 11:31	
Methylene Chloride	mg/kg	ND	0.0250	09/10/20 11:31	
4-Methyl-2-pentanone (MIBK)	mg/kg	ND	0.0250	09/10/20 11:31	
Methyl-tert-butyl ether	mg/kg	ND	0.00100	09/10/20 11:31	
Naphthalene	mg/kg	ND	0.0125	09/10/20 11:31	
n-Propylbenzene	mg/kg	ND	0.00500	09/10/20 11:31	
Styrene	mg/kg	ND	0.0125	09/10/20 11:31	
1,1,1,2-Tetrachloroethane	mg/kg	ND	0.00250	09/10/20 11:31	
1,1,2,2-Tetrachloroethane	mg/kg	ND	0.00250	09/10/20 11:31	
Tetrachloroethene	mg/kg	ND	0.00250	09/10/20 11:31	
Toluene	mg/kg	ND	0.00500	09/10/20 11:31	
1,2,3-Trichlorobenzene	mg/kg	ND	0.0125	09/10/20 11:31	
1,2,4-Trichlorobenzene	mg/kg	ND	0.0125	09/10/20 11:31	
1,1,1-Trichloroethane	mg/kg	ND	0.00250	09/10/20 11:31	
1,1,2-Trichloroethane	mg/kg	ND	0.00250	09/10/20 11:31	
Trichloroethene	mg/kg	ND	0.00100	09/10/20 11:31	
Trichlorofluoromethane	mg/kg	ND	0.00250	09/10/20 11:31	
1,2,3-Trichloropropane	mg/kg	ND	0.0125	09/10/20 11:31	
1,3,5-Trimethylbenzene	mg/kg	ND	0.00500	09/10/20 11:31	
Vinyl acetate	mg/kg	ND	0.0125	09/10/20 11:31	
Vinyl chloride	mg/kg	ND	0.00250	09/10/20 11:31	
Xylene (Total)	mg/kg	ND	0.00650	09/10/20 11:31	
o-Xylene	mg/kg	ND	0.00250	09/10/20 11:31	
m&p-Xylene	mg/kg	ND	0.00400	09/10/20 11:31	
Toluene-d8 (S)	%	102	75.0-131	09/10/20 11:31	
4-Bromofluorobenzene (S)	%	96.4	67.0-138	09/10/20 11:31	
1,2-Dichloroethane-d4 (S)	%	99.9	70.0-130	09/10/20 11:31	

LABORATORY CONTROL SAMPLE & LCSD: R3569010-1 R3569010-2

Parameter	Units	Spike Conc.	LCS Result	LCSD Result	LCS % Rec	LCSD % Rec	% Rec Limits	RPD	Max RPD	Qualifiers
Acetone	mg/kg	0.625	0.853	0.372	136	59.5	10.0-160	78.5	31	R1
Benzene	mg/kg	0.125	0.136	0.132	109	106	70.0-123	2.99	20	
Bromobenzene	mg/kg	0.125	0.121	0.123	96.8	98.4	73.0-121	1.64	20	
Bromodichloromethane	mg/kg	0.125	0.144	0.137	115	110	73.0-121	4.98	20	
Bromochloromethane	mg/kg	0.125	0.135	0.129	108	103	77.0-128	4.55	20	
Bromoform	mg/kg	0.125	0.126	0.121	101	96.8	64.0-132	4.05	20	
Bromomethane	mg/kg	0.125	0.134	0.124	107	99.2	56.0-147	7.75	20	
n-Butylbenzene	mg/kg	0.125	0.129	0.136	103	109	68.0-135	5.28	20	
sec-Butylbenzene	mg/kg	0.125	0.130	0.144	104	115	74.0-130	10.2	20	
tert-Butylbenzene	mg/kg	0.125	0.127	0.139	102	111	75.0-127	9.02	20	
Carbon tetrachloride	mg/kg	0.125	0.152	0.156	122	125	66.0-128	2.60	20	

Results presented on this page are in the units indicated by the "Units" column except where an alternate unit is presented to the right of the result.

REPORT OF LABORATORY ANALYSIS

This report shall not be reproduced, except in full,
without the written consent of Pace Analytical Services, LLC.

Pace Analytical Services, LLC
9800 Kincey Ave. Suite 100
Huntersville, NC 28078
(704)875-9092

QUALITY CONTROL DATA

Project: 2020-LI-2448
Pace Project No.: 92494163

LABORATORY CONTROL SAMPLE & LCSD: R3569010-1 R3569010-2

Parameter	Units	Spike Conc.	LCS Result	LCSD Result	LCS % Rec	LCSD % Rec	% Rec Limits	RPD	Max RPD	Qualifiers
Chlorobenzene	mg/kg	0.125	0.127	0.128	102	102	76.0-128	0.784	20	
Dibromochloromethane	mg/kg	0.125	0.136	0.141	109	113	74.0-127	3.61	20	
Chloroethane	mg/kg	0.125	0.133	0.137	106	110	61.0-134	2.96	20	
Chloroform	mg/kg	0.125	0.135	0.137	108	110	72.0-123	1.47	20	
Chloromethane	mg/kg	0.125	0.133	0.135	106	108	51.0-138	1.49	20	
2-Chlorotoluene	mg/kg	0.125	0.112	0.124	89.6	99.2	75.0-124	10.2	20	
4-Chlorotoluene	mg/kg	0.125	0.119	0.125	95.2	100	75.0-124	4.92	20	
1,2-Dibromo-3-chloropropane	mg/kg	0.125	0.127	0.123	102	98.4	59.0-130	3.20	20	
1,2-Dibromoethane (EDB)	mg/kg	0.125	0.135	0.127	108	102	74.0-128	6.11	20	
Dibromomethane	mg/kg	0.125	0.136	0.138	109	110	75.0-122	1.46	20	
1,2-Dichlorobenzene	mg/kg	0.125	0.125	0.125	100	100	76.0-124	0.00	20	
1,3-Dichlorobenzene	mg/kg	0.125	0.124	0.127	99.2	102	76.0-125	2.39	20	
1,4-Dichlorobenzene	mg/kg	0.125	0.119	0.122	95.2	97.6	77.0-121	2.49	20	
Dichlorodifluoromethane	mg/kg	0.125	0.124	0.142	99.2	114	43.0-156	13.5	20	
1,1-Dichloroethane	mg/kg	0.125	0.128	0.132	102	106	70.0-127	3.08	20	
1,2-Dichloroethane	mg/kg	0.125	0.135	0.132	108	106	65.0-131	2.25	20	
1,1-Dichloroethene	mg/kg	0.125	0.143	0.146	114	117	65.0-131	2.08	20	
cis-1,2-Dichloroethene	mg/kg	0.125	0.129	0.132	103	106	73.0-125	2.30	20	
trans-1,2-Dichloroethene	mg/kg	0.125	0.135	0.132	108	106	71.0-125	2.25	20	
1,2-Dichloropropane	mg/kg	0.125	0.144	0.142	115	114	74.0-125	1.40	20	
1,1-Dichloropropene	mg/kg	0.125	0.143	0.146	114	117	73.0-125	2.08	20	
1,3-Dichloropropane	mg/kg	0.125	0.121	0.120	96.8	96.0	80.0-125	0.830	20	
cis-1,3-Dichloropropene	mg/kg	0.125	0.142	0.141	114	113	76.0-127	0.707	20	
trans-1,3-Dichloropropene	mg/kg	0.125	0.133	0.127	106	102	73.0-127	4.62	20	
2,2-Dichloropropane	mg/kg	0.125	0.131	0.147	105	118	59.0-135	11.5	20	
Diisopropyl ether	mg/kg	0.125	0.134	0.135	107	108	60.0-136	0.743	20	
Ethylbenzene	mg/kg	0.125	0.128	0.128	102	102	74.0-126	0.00	20	
Hexachloro-1,3-butadiene	mg/kg	0.125	0.169	0.149	135	119	57.0-150	12.6	20	
2-Hexanone	mg/kg	0.625	0.693	0.664	111	106	54.0-147	4.27	20	
Isopropylbenzene (Cumene)	mg/kg	0.125	0.132	0.131	106	105	72.0-127	0.760	20	
p-Isopropyltoluene	mg/kg	0.125	0.128	0.144	102	115	72.0-133	11.8	20	
2-Butanone (MEK)	mg/kg	0.625	0.766	0.836	123	134	30.0-160	8.74	24	
Methylene Chloride	mg/kg	0.125	0.147	0.150	118	120	68.0-123	2.02	20	
4-Methyl-2-pentanone (MIBK)	mg/kg	0.625	0.695	0.692	111	111	56.0-143	0.433	20	
Methyl-tert-butyl ether	mg/kg	0.125	0.135	0.135	108	108	66.0-132	0.00	20	
Naphthalene	mg/kg	0.125	0.132	0.115	106	92.0	59.0-130	13.8	20	
n-Propylbenzene	mg/kg	0.125	0.123	0.130	98.4	104	74.0-126	5.53	20	
Styrene	mg/kg	0.125	0.129	0.128	103	102	72.0-127	0.778	20	
1,1,1,2-Tetrachloroethane	mg/kg	0.125	0.133	0.133	106	106	74.0-129	0.00	20	
1,1,2,2-Tetrachloroethane	mg/kg	0.125	0.124	0.131	99.2	105	68.0-128	5.49	20	
Tetrachloroethene	mg/kg	0.125	0.138	0.140	110	112	70.0-136	1.44	20	
Toluene	mg/kg	0.125	0.132	0.132	106	106	75.0-121	0.00	20	
1,2,3-Trichlorobenzene	mg/kg	0.125	0.136	0.134	109	107	59.0-139	1.48	20	
1,2,4-Trichlorobenzene	mg/kg	0.125	0.148	0.127	118	102	62.0-137	15.3	20	
1,1,1-Trichloroethane	mg/kg	0.125	0.135	0.145	108	116	69.0-126	7.14	20	
1,1,2-Trichloroethane	mg/kg	0.125	0.128	0.127	102	102	78.0-123	0.784	20	
Trichloroethene	mg/kg	0.125	0.139	0.143	111	114	76.0-126	2.84	20	

Results presented on this page are in the units indicated by the "Units" column except where an alternate unit is presented to the right of the result.

REPORT OF LABORATORY ANALYSIS

This report shall not be reproduced, except in full,
without the written consent of Pace Analytical Services, LLC.

Pace Analytical Services, LLC
9800 Kincey Ave. Suite 100
Huntersville, NC 28078
(704)875-9092

QUALITY CONTROL DATA

Project: 2020-LI-2448
Pace Project No.: 92494163

LABORATORY CONTROL SAMPLE & LCSD: R3569010-1 R3569010-2

Parameter	Units	Spike Conc.	LCS Result	LCSD Result	LCS % Rec	LCSD % Rec	% Rec Limits	RPD	Max RPD	Qualifiers
Trichlorofluoromethane	mg/kg	0.125	0.141	0.135	113	108	61.0-142	4.35	20	
1,2,3-Trichloropropane	mg/kg	0.125	0.110	0.117	88.0	93.6	67.0-129	6.17	20	
1,3,5-Trimethylbenzene	mg/kg	0.125	0.122	0.136	97.6	109	73.0-127	10.9	20	
Vinyl acetate	mg/kg	0.625	0.956	0.921	153	147	43.0-159	3.73	20	
Vinyl chloride	mg/kg	0.125	0.126	0.134	101	107	63.0-134	6.15	20	
Xylene (Total)	mg/kg	0.375	0.375	0.386	100	103	72.0-127	2.89	20	
o-Xylene	mg/kg	0.125	0.130	0.129	104	103	79.0-124	0.772	20	
m&p-Xylene	mg/kg	0.250	0.245	0.257	98.0	103	76.0-126	4.78	20	
Toluene-d8 (S)	%				97.8	97.2	75.0-131			
4-Bromofluorobenzene (S)	%				103	99.5	67.0-138			
1,2-Dichloroethane-d4 (S)	%				106	106	70.0-130			

Results presented on this page are in the units indicated by the "Units" column except where an alternate unit is presented to the right of the result.

REPORT OF LABORATORY ANALYSIS

This report shall not be reproduced, except in full,
without the written consent of Pace Analytical Services, LLC.

Pace Analytical Services, LLC
9800 Kincey Ave. Suite 100
Huntersville, NC 28078
(704)875-9092

QUALITY CONTROL DATA

Project: 2020-LI-2448
Pace Project No.: 92494163

QC Batch: 1541548
QC Batch Method: 5035A
Analysis Method: EPA 8260D
Analysis Description: VOA (GC/MS) 8260D
Laboratory: Pace National - Mt. Juliet
Associated Lab Samples: 92494163001

METHOD BLANK: R3569664-3 Matrix: Solid
Associated Lab Samples: 92494163001

Parameter	Units	Blank Result	Reporting Limit	Analyzed	Qualifiers
1,2,4-Trimethylbenzene	mg/kg	ND	0.00500	09/11/20 17:16	
Toluene-d8 (S)	%	108	75.0-131	09/11/20 17:16	
4-Bromofluorobenzene (S)	%	96.2	67.0-138	09/11/20 17:16	
1,2-Dichloroethane-d4 (S)	%	97	70.0-130	09/11/20 17:16	

LABORATORY CONTROL SAMPLE & LCSD: R3569664-1 R3569664-2

Parameter	Units	Spike Conc.	LCS Result	LCSD Result	LCS % Rec	LCSD % Rec	% Rec Limits	RPD	Max RPD	Qualifiers
1,2,4-Trimethylbenzene	mg/kg	0.125	0.121	0.124	96.8	99.2	70.0-126	2.45	20	
Toluene-d8 (S)	%				100	99.1	75.0-131			
4-Bromofluorobenzene (S)	%				102	102	67.0-138			
1,2-Dichloroethane-d4 (S)	%				101	104	70.0-130			

Results presented on this page are in the units indicated by the "Units" column except where an alternate unit is presented to the right of the result.

REPORT OF LABORATORY ANALYSIS

This report shall not be reproduced, except in full,
without the written consent of Pace Analytical Services, LLC.

Pace Analytical Services, LLC
9800 Kincey Ave. Suite 100
Huntersville, NC 28078
(704)875-9092

QUALITY CONTROL DATA

Project: 2020-LI-2448
Pace Project No.: 92494163

QC Batch: 565036
QC Batch Method: EPA 5035A/5030B
Analysis Method: EPA 8260D
Analysis Description: 8260D 5035A 5030B
Laboratory: Pace Analytical Services - Charlotte

Associated Lab Samples: 92494163002

METHOD BLANK: 2994981 Matrix: Solid
Associated Lab Samples: 92494163002

Parameter	Units	Blank Result	Reporting Limit	Analyzed	Qualifiers
1,1,1,2-Tetrachloroethane	ug/kg	ND	5.0	09/08/20 14:09	
1,1,1-Trichloroethane	ug/kg	ND	5.0	09/08/20 14:09	
1,1,2,2-Tetrachloroethane	ug/kg	ND	5.0	09/08/20 14:09	
1,1,2-Trichloroethane	ug/kg	ND	5.0	09/08/20 14:09	
1,1-Dichloroethane	ug/kg	ND	5.0	09/08/20 14:09	
1,1-Dichloroethene	ug/kg	ND	5.0	09/08/20 14:09	
1,1-Dichloropropene	ug/kg	ND	5.0	09/08/20 14:09	
1,2,3-Trichlorobenzene	ug/kg	ND	5.0	09/08/20 14:09	
1,2,3-Trichloropropane	ug/kg	ND	5.0	09/08/20 14:09	
1,2,4-Trichlorobenzene	ug/kg	ND	5.0	09/08/20 14:09	
1,2,4-Trimethylbenzene	ug/kg	ND	5.0	09/08/20 14:09	
1,2-Dibromo-3-chloropropane	ug/kg	ND	5.0	09/08/20 14:09	
1,2-Dibromoethane (EDB)	ug/kg	ND	5.0	09/08/20 14:09	
1,2-Dichlorobenzene	ug/kg	ND	5.0	09/08/20 14:09	
1,2-Dichloroethane	ug/kg	ND	5.0	09/08/20 14:09	
1,2-Dichloropropane	ug/kg	ND	5.0	09/08/20 14:09	
1,3,5-Trimethylbenzene	ug/kg	ND	5.0	09/08/20 14:09	
1,3-Dichlorobenzene	ug/kg	ND	5.0	09/08/20 14:09	
1,3-Dichloropropane	ug/kg	ND	5.0	09/08/20 14:09	
1,4-Dichlorobenzene	ug/kg	ND	5.0	09/08/20 14:09	
2,2-Dichloropropane	ug/kg	ND	5.0	09/08/20 14:09	
2-Butanone (MEK)	ug/kg	ND	100	09/08/20 14:09	
2-Chlorotoluene	ug/kg	ND	5.0	09/08/20 14:09	
2-Hexanone	ug/kg	ND	50.0	09/08/20 14:09	
4-Chlorotoluene	ug/kg	ND	5.0	09/08/20 14:09	
4-Methyl-2-pentanone (MIBK)	ug/kg	ND	50.0	09/08/20 14:09	
Acetone	ug/kg	ND	100	09/08/20 14:09	
Benzene	ug/kg	ND	5.0	09/08/20 14:09	
Bromobenzene	ug/kg	ND	5.0	09/08/20 14:09	
Bromochloromethane	ug/kg	ND	5.0	09/08/20 14:09	
Bromodichloromethane	ug/kg	ND	5.0	09/08/20 14:09	
Bromoform	ug/kg	ND	5.0	09/08/20 14:09	
Bromomethane	ug/kg	ND	10.0	09/08/20 14:09	
Carbon tetrachloride	ug/kg	ND	5.0	09/08/20 14:09	v1
Chlorobenzene	ug/kg	ND	5.0	09/08/20 14:09	
Chloroethane	ug/kg	ND	10.0	09/08/20 14:09	
Chloroform	ug/kg	ND	5.0	09/08/20 14:09	
Chloromethane	ug/kg	ND	10.0	09/08/20 14:09	v2
cis-1,2-Dichloroethene	ug/kg	ND	5.0	09/08/20 14:09	
cis-1,3-Dichloropropene	ug/kg	ND	5.0	09/08/20 14:09	

Results presented on this page are in the units indicated by the "Units" column except where an alternate unit is presented to the right of the result.

REPORT OF LABORATORY ANALYSIS

This report shall not be reproduced, except in full,
without the written consent of Pace Analytical Services, LLC.

Pace Analytical Services, LLC
9800 Kincey Ave. Suite 100
Huntersville, NC 28078
(704)875-9092

QUALITY CONTROL DATA

Project: 2020-LI-2448
Pace Project No.: 92494163

METHOD BLANK: 2994981 Matrix: Solid
Associated Lab Samples: 92494163002

Parameter	Units	Blank Result	Reporting Limit	Analyzed	Qualifiers
Dibromochloromethane	ug/kg	ND	5.0	09/08/20 14:09	
Dibromomethane	ug/kg	ND	5.0	09/08/20 14:09	
Dichlorodifluoromethane	ug/kg	ND	10.0	09/08/20 14:09	
Diisopropyl ether	ug/kg	ND	5.0	09/08/20 14:09	
Ethylbenzene	ug/kg	ND	5.0	09/08/20 14:09	
Hexachloro-1,3-butadiene	ug/kg	ND	5.0	09/08/20 14:09	
Isopropylbenzene (Cumene)	ug/kg	ND	5.0	09/08/20 14:09	
m&p-Xylene	ug/kg	ND	10.0	09/08/20 14:09	
Methyl-tert-butyl ether	ug/kg	ND	5.0	09/08/20 14:09	
Methylene Chloride	ug/kg	ND	20.0	09/08/20 14:09	
n-Butylbenzene	ug/kg	ND	5.0	09/08/20 14:09	
n-Propylbenzene	ug/kg	ND	5.0	09/08/20 14:09	
Naphthalene	ug/kg	ND	5.0	09/08/20 14:09	
o-Xylene	ug/kg	ND	5.0	09/08/20 14:09	
p-Isopropyltoluene	ug/kg	ND	5.0	09/08/20 14:09	
sec-Butylbenzene	ug/kg	ND	5.0	09/08/20 14:09	
Styrene	ug/kg	ND	5.0	09/08/20 14:09	
tert-Butylbenzene	ug/kg	ND	5.0	09/08/20 14:09	
Tetrachloroethene	ug/kg	ND	5.0	09/08/20 14:09	
Toluene	ug/kg	ND	5.0	09/08/20 14:09	IK
trans-1,2-Dichloroethene	ug/kg	ND	5.0	09/08/20 14:09	
trans-1,3-Dichloropropene	ug/kg	ND	5.0	09/08/20 14:09	
Trichloroethene	ug/kg	ND	5.0	09/08/20 14:09	
Trichlorofluoromethane	ug/kg	ND	5.0	09/08/20 14:09	
Vinyl acetate	ug/kg	ND	50.0	09/08/20 14:09	
Vinyl chloride	ug/kg	ND	10.0	09/08/20 14:09	
Xylene (Total)	ug/kg	ND	10.0	09/08/20 14:09	
1,2-Dichloroethane-d4 (S)	%	103	70-132	09/08/20 14:09	
4-Bromofluorobenzene (S)	%	102	70-130	09/08/20 14:09	
Toluene-d8 (S)	%	97	70-130	09/08/20 14:09	

LABORATORY CONTROL SAMPLE: 2994982

Parameter	Units	Spike Conc.	LCS Result	LCS % Rec	% Rec Limits	Qualifiers
1,1,1,2-Tetrachloroethane	ug/kg	1250	1380	110	70-130	
1,1,1-Trichloroethane	ug/kg	1250	1370	110	70-130	
1,1,2,2-Tetrachloroethane	ug/kg	1250	1290	103	55-130	
1,1,2-Trichloroethane	ug/kg	1250	1290	104	70-130	
1,1-Dichloroethane	ug/kg	1250	1240	99	68-130	
1,1-Dichloroethene	ug/kg	1250	1340	107	70-130	
1,1-Dichloropropene	ug/kg	1250	1300	104	70-130	
1,2,3-Trichlorobenzene	ug/kg	1250	1240	100	70-130	
1,2,3-Trichloropropane	ug/kg	1250	1220	98	70-130	
1,2,4-Trichlorobenzene	ug/kg	1250	1280	102	70-130	

Results presented on this page are in the units indicated by the "Units" column except where an alternate unit is presented to the right of the result.

REPORT OF LABORATORY ANALYSIS

This report shall not be reproduced, except in full,
without the written consent of Pace Analytical Services, LLC.

Pace Analytical Services, LLC
9800 Kincey Ave. Suite 100
Huntersville, NC 28078
(704)875-9092

QUALITY CONTROL DATA

Project: 2020-LI-2448
Pace Project No.: 92494163

LABORATORY CONTROL SAMPLE: 2994982

Parameter	Units	Spike Conc.	LCS Result	LCS % Rec	% Rec Limits	Qualifiers
1,2,4-Trimethylbenzene	ug/kg	1250	1260	101	69-130	
1,2-Dibromo-3-chloropropane	ug/kg	1250	1200	96	57-141	
1,2-Dibromoethane (EDB)	ug/kg	1250	1340	107	70-130	
1,2-Dichlorobenzene	ug/kg	1250	1290	103	70-130	
1,2-Dichloroethane	ug/kg	1250	1120	89	70-130	
1,2-Dichloropropane	ug/kg	1250	1280	102	70-130	
1,3,5-Trimethylbenzene	ug/kg	1250	1250	100	70-130	
1,3-Dichlorobenzene	ug/kg	1250	1260	101	70-130	
1,3-Dichloropropane	ug/kg	1250	1310	105	70-130	
1,4-Dichlorobenzene	ug/kg	1250	1250	100	70-130	
2,2-Dichloropropane	ug/kg	1250	1300	104	70-130	
2-Butanone (MEK)	ug/kg	2500	2120	85	60-130	
2-Chlorotoluene	ug/kg	1250	1270	102	70-130	
2-Hexanone	ug/kg	2500	2330	93	70-132	
4-Chlorotoluene	ug/kg	1250	1240	99	70-130	
4-Methyl-2-pentanone (MIBK)	ug/kg	2500	2310	92	69-130	
Acetone	ug/kg	2500	2080	83	49-148	
Benzene	ug/kg	1250	1260	101	70-130	
Bromobenzene	ug/kg	1250	1280	102	70-130	
Bromochloromethane	ug/kg	1250	1280	102	70-130	
Bromodichloromethane	ug/kg	1250	1280	103	70-130	
Bromoform	ug/kg	1250	1280	103	68-136	
Bromomethane	ug/kg	1250	1220	98	60-140	
Carbon tetrachloride	ug/kg	1250	1520	122	70-130	v1
Chlorobenzene	ug/kg	1250	1290	103	70-130	
Chloroethane	ug/kg	1250	1180	95	51-147	
Chloroform	ug/kg	1250	1240	100	70-130	
Chloromethane	ug/kg	1250	952	76	48-130	v3
cis-1,2-Dichloroethene	ug/kg	1250	1230	98	70-130	
cis-1,3-Dichloropropene	ug/kg	1250	1350	108	70-130	
Dibromochloromethane	ug/kg	1250	1410	113	70-130	
Dibromomethane	ug/kg	1250	1270	101	70-130	
Dichlorodifluoromethane	ug/kg	1250	1410	113	49-130	
Diisopropyl ether	ug/kg	1250	1090	87	66-130	
Ethylbenzene	ug/kg	1250	1200	96	70-130	
Hexachloro-1,3-butadiene	ug/kg	1250	1280	102	70-130	
Isopropylbenzene (Cumene)	ug/kg	1250	1340	107	70-130	
m&p-Xylene	ug/kg	2500	2520	101	70-130	
Methyl-tert-butyl ether	ug/kg	1250	1250	100	70-130	
Methylene Chloride	ug/kg	1250	1010	81	50-137	
n-Butylbenzene	ug/kg	1250	1290	103	70-130	
n-Propylbenzene	ug/kg	1250	1260	101	70-130	
Naphthalene	ug/kg	1250	1240	99	70-131	
o-Xylene	ug/kg	1250	1320	106	70-130	
p-Isopropyltoluene	ug/kg	1250	1250	100	70-130	
sec-Butylbenzene	ug/kg	1250	1290	103	70-130	
Styrene	ug/kg	1250	1390	111	70-130	

Results presented on this page are in the units indicated by the "Units" column except where an alternate unit is presented to the right of the result.

REPORT OF LABORATORY ANALYSIS

This report shall not be reproduced, except in full,
without the written consent of Pace Analytical Services, LLC.

Pace Analytical Services, LLC
9800 Kincey Ave. Suite 100
Huntersville, NC 28078
(704)875-9092

QUALITY CONTROL DATA

Project: 2020-LI-2448
Pace Project No.: 92494163

LABORATORY CONTROL SAMPLE: 2994982

Parameter	Units	Spike Conc.	LCS Result	LCS % Rec	% Rec Limits	Qualifiers
tert-Butylbenzene	ug/kg	1250	1210	97	69-130	
Tetrachloroethene	ug/kg	1250	1470	118	56-130	
Toluene	ug/kg	1250	1210	97	70-130	IK
trans-1,2-Dichloroethene	ug/kg	1250	1290	103	70-130	
trans-1,3-Dichloropropene	ug/kg	1250	1340	107	70-130	
Trichloroethene	ug/kg	1250	1380	110	70-141	
Trichlorofluoromethane	ug/kg	1250	1370	110	67-130	
Vinyl acetate	ug/kg	2500	2400	96	10-136	
Vinyl chloride	ug/kg	1250	1070	85	67-130	
Xylene (Total)	ug/kg	3750	3840	102	70-130	
1,2-Dichloroethane-d4 (S)	%			96	70-132	
4-Bromofluorobenzene (S)	%			106	70-130	
Toluene-d8 (S)	%			100	70-130	

MATRIX SPIKE SAMPLE: 2994984

Parameter	Units	92494163002 Result	Spike Conc.	MS Result	MS % Rec	% Rec Limits	Qualifiers
1,1,1,2-Tetrachloroethane	ug/kg	ND	603	841	140	52-133	M1
1,1,1-Trichloroethane	ug/kg	ND	603	662	110	49-137	
1,1,2,2-Tetrachloroethane	ug/kg	ND	603	579	96	39-150	
1,1,2-Trichloroethane	ug/kg	ND	603	661	110	48-140	
1,1-Dichloroethane	ug/kg	ND	603	557	92	46-135	
1,1-Dichloroethene	ug/kg	ND	603	583	97	38-149	
1,1-Dichloropropene	ug/kg	ND	603	647	107	41-140	
1,2,3-Trichlorobenzene	ug/kg	ND	603	525	87	10-158	
1,2,3-Trichloropropane	ug/kg	ND	603	548	91	33-157	
1,2,4-Trichlorobenzene	ug/kg	ND	603	598	99	10-155	
1,2,4-Trimethylbenzene	ug/kg	ND	603	571	95	24-154	
1,2-Dibromo-3-chloropropane	ug/kg	ND	603	457	76	33-158	
1,2-Dibromoethane (EDB)	ug/kg	ND	603	610	101	40-136	
1,2-Dichlorobenzene	ug/kg	ND	603	571	95	27-146	
1,2-Dichloroethane	ug/kg	ND	603	540	90	49-140	
1,2-Dichloropropane	ug/kg	ND	603	587	97	44-143	
1,3,5-Trimethylbenzene	ug/kg	ND	603	582	97	40-144	
1,3-Dichlorobenzene	ug/kg	ND	603	584	97	33-140	
1,3-Dichloropropane	ug/kg	ND	603	640	106	47-147	
1,4-Dichlorobenzene	ug/kg	ND	603	563	93	35-139	
2,2-Dichloropropane	ug/kg	ND	603	548	91	41-140	
2-Butanone (MEK)	ug/kg	ND	1210	745	62	10-181	
2-Chlorotoluene	ug/kg	ND	603	576	96	38-147	
2-Hexanone	ug/kg	ND	1210	511	42	18-169	
4-Chlorotoluene	ug/kg	ND	603	573	95	36-145	
4-Methyl-2-pentanone (MIBK)	ug/kg	ND	1210	981	81	16-175	
Acetone	ug/kg	ND	1210	583	48	10-200	
Benzene	ug/kg	ND	603	582	97	46-136	

Results presented on this page are in the units indicated by the "Units" column except where an alternate unit is presented to the right of the result.

REPORT OF LABORATORY ANALYSIS

This report shall not be reproduced, except in full,
without the written consent of Pace Analytical Services, LLC.

Pace Analytical Services, LLC
9800 Kincey Ave. Suite 100
Huntersville, NC 28078
(704)875-9092

QUALITY CONTROL DATA

Project: 2020-LI-2448
Pace Project No.: 92494163

MATRIX SPIKE SAMPLE: 2994984

Parameter	Units	92494163002 Result	Spike Conc.	MS Result	MS % Rec	% Rec Limits	Qualifiers
Bromobenzene	ug/kg	ND	603	565	94	38-149	
Bromochloromethane	ug/kg	ND	603	593	98	44-142	
Bromodichloromethane	ug/kg	ND	603	586	97	41-140	
Bromoform	ug/kg	ND	603	560	93	34-145	
Bromomethane	ug/kg	ND	603	872	145	14-162	
Carbon tetrachloride	ug/kg	ND	603	682	113	44-141	v1
Chlorobenzene	ug/kg	ND	603	640	106	39-141	
Chloroethane	ug/kg	ND	603	368	61	10-182	
Chloroform	ug/kg	ND	603	555	92	45-140	
Chloromethane	ug/kg	ND	603	545	90	19-149	v3
cis-1,2-Dichloroethene	ug/kg	ND	603	567	94	38-150	
cis-1,3-Dichloropropene	ug/kg	ND	603	605	100	30-144	
Dibromochloromethane	ug/kg	ND	603	815	135	36-145	
Dibromomethane	ug/kg	ND	603	620	103	41-145	
Dichlorodifluoromethane	ug/kg	ND	603	699	116	16-146	
Diisopropyl ether	ug/kg	ND	603	509	84	41-143	
Ethylbenzene	ug/kg	ND	603	614	102	35-144	
Hexachloro-1,3-butadiene	ug/kg	ND	603	619	103	10-160	
Isopropylbenzene (Cumene)	ug/kg	ND	603	689	114	30-152	
m&p-Xylene	ug/kg	ND	1210	1310	109	33-145	
Methyl-tert-butyl ether	ug/kg	ND	603	594	99	49-140	
Methylene Chloride	ug/kg	ND	603	493	82	10-174	
n-Butylbenzene	ug/kg	ND	603	610	101	10-160	
n-Propylbenzene	ug/kg	ND	603	594	99	24-159	
Naphthalene	ug/kg	ND	603	464	77	10-171	
o-Xylene	ug/kg	ND	603	683	113	31-150	
p-Isopropyltoluene	ug/kg	ND	603	581	96	21-154	
sec-Butylbenzene	ug/kg	ND	603	594	99	19-159	
Styrene	ug/kg	ND	603	679	113	15-152	
tert-Butylbenzene	ug/kg	ND	603	576	96	31-141	
Tetrachloroethene	ug/kg	ND	603	746	124	19-141	
Toluene	ug/kg	ND	603	565	94	31-146	IK
trans-1,2-Dichloroethene	ug/kg	ND	603	619	103	28-157	
trans-1,3-Dichloropropene	ug/kg	ND	603	622	103	25-146	
Trichloroethene	ug/kg	ND	603	716	119	34-149	
Trichlorofluoromethane	ug/kg	ND	603	290	48	10-167	
Vinyl acetate	ug/kg	ND	1210	1010	84	10-200	
Vinyl chloride	ug/kg	ND	603	504	84	36-155	
Xylene (Total)	ug/kg	ND	1800	1990	110	29-148	
1,2-Dichloroethane-d4 (S)	%				108	70-132	
4-Bromofluorobenzene (S)	%				108	70-130	
Toluene-d8 (S)	%				99	70-130	

Results presented on this page are in the units indicated by the "Units" column except where an alternate unit is presented to the right of the result.

REPORT OF LABORATORY ANALYSIS

This report shall not be reproduced, except in full,
without the written consent of Pace Analytical Services, LLC.

Pace Analytical Services, LLC
9800 Kincey Ave. Suite 100
Huntersville, NC 28078
(704)875-9092

QUALITY CONTROL DATA

Project: 2020-LI-2448
Pace Project No.: 92494163

SAMPLE DUPLICATE: 2994983

Parameter	Units	92494055003 Result	Dup Result	RPD	Qualifiers
1,1,1,2-Tetrachloroethane	ug/kg	ND	ND		
1,1,1-Trichloroethane	ug/kg	ND	ND		
1,1,2,2-Tetrachloroethane	ug/kg	ND	ND		
1,1,2-Trichloroethane	ug/kg	ND	ND		
1,1-Dichloroethane	ug/kg	ND	ND		
1,1-Dichloroethene	ug/kg	ND	ND		
1,1-Dichloropropene	ug/kg	ND	ND		
1,2,3-Trichlorobenzene	ug/kg	ND	ND		
1,2,3-Trichloropropane	ug/kg	ND	ND		
1,2,4-Trichlorobenzene	ug/kg	ND	ND		
1,2,4-Trimethylbenzene	ug/kg	ND	ND		
1,2-Dibromo-3-chloropropane	ug/kg	ND	ND		
1,2-Dibromoethane (EDB)	ug/kg	ND	ND		
1,2-Dichlorobenzene	ug/kg	ND	ND		
1,2-Dichloroethane	ug/kg	ND	ND		
1,2-Dichloropropane	ug/kg	ND	ND		
1,3,5-Trimethylbenzene	ug/kg	ND	ND		
1,3-Dichlorobenzene	ug/kg	ND	ND		
1,3-Dichloropropane	ug/kg	ND	ND		
1,4-Dichlorobenzene	ug/kg	ND	ND		
2,2-Dichloropropane	ug/kg	ND	ND		
2-Butanone (MEK)	ug/kg	ND	ND		
2-Chlorotoluene	ug/kg	ND	ND		
2-Hexanone	ug/kg	ND	ND		
4-Chlorotoluene	ug/kg	ND	ND		
4-Methyl-2-pentanone (MIBK)	ug/kg	ND	ND		
Acetone	ug/kg	ND	ND		
Benzene	ug/kg	ND	ND		
Bromobenzene	ug/kg	ND	ND		
Bromochloromethane	ug/kg	ND	ND		
Bromodichloromethane	ug/kg	ND	ND		
Bromoform	ug/kg	ND	ND		
Bromomethane	ug/kg	ND	ND		
Carbon tetrachloride	ug/kg	ND	ND		v1
Chlorobenzene	ug/kg	ND	ND		
Chloroethane	ug/kg	ND	ND		
Chloroform	ug/kg	ND	ND		
Chloromethane	ug/kg	ND	ND		v2
cis-1,2-Dichloroethene	ug/kg	ND	ND		
cis-1,3-Dichloropropene	ug/kg	ND	ND		
Dibromochloromethane	ug/kg	ND	ND		
Dibromomethane	ug/kg	ND	ND		
Dichlorodifluoromethane	ug/kg	ND	ND		
Diisopropyl ether	ug/kg	ND	ND		
Ethylbenzene	ug/kg	ND	ND		
Hexachloro-1,3-butadiene	ug/kg	ND	ND		
Isopropylbenzene (Cumene)	ug/kg	ND	ND		

Results presented on this page are in the units indicated by the "Units" column except where an alternate unit is presented to the right of the result.

REPORT OF LABORATORY ANALYSIS

This report shall not be reproduced, except in full,
without the written consent of Pace Analytical Services, LLC.

Pace Analytical Services, LLC
9800 Kincey Ave. Suite 100
Huntersville, NC 28078
(704)875-9092

QUALITY CONTROL DATA

Project: 2020-LI-2448
Pace Project No.: 92494163

SAMPLE DUPLICATE: 2994983

Parameter	Units	92494055003 Result	Dup Result	RPD	Qualifiers
m&p-Xylene	ug/kg	ND	ND		
Methyl-tert-butyl ether	ug/kg	ND	ND		
Methylene Chloride	ug/kg	ND	ND		
n-Butylbenzene	ug/kg	ND	ND		
n-Propylbenzene	ug/kg	ND	ND		
Naphthalene	ug/kg	ND	ND		
o-Xylene	ug/kg	ND	ND		
p-Isopropyltoluene	ug/kg	ND	ND		
sec-Butylbenzene	ug/kg	ND	ND		
Styrene	ug/kg	ND	ND		
tert-Butylbenzene	ug/kg	ND	ND		
Tetrachloroethene	ug/kg	ND	ND		
Toluene	ug/kg	ND	ND		IK
trans-1,2-Dichloroethene	ug/kg	ND	ND		
trans-1,3-Dichloropropene	ug/kg	ND	ND		
Trichloroethene	ug/kg	ND	ND		
Trichlorofluoromethane	ug/kg	ND	ND		
Vinyl acetate	ug/kg	ND	ND		
Vinyl chloride	ug/kg	ND	ND		
Xylene (Total)	ug/kg	ND	ND		
1,2-Dichloroethane-d4 (S)	%	105	101		
4-Bromofluorobenzene (S)	%	100	104		
Toluene-d8 (S)	%	99	98		

Results presented on this page are in the units indicated by the "Units" column except where an alternate unit is presented to the right of the result.

REPORT OF LABORATORY ANALYSIS

This report shall not be reproduced, except in full,
without the written consent of Pace Analytical Services, LLC.

Pace Analytical Services, LLC
9800 Kincey Ave. Suite 100
Huntersville, NC 28078
(704)875-9092

QUALITY CONTROL DATA

Project: 2020-LI-2448
Pace Project No.: 92494163

QC Batch: 564641
QC Batch Method: ASTM D2974-87
Analysis Method: ASTM D2974-87
Analysis Description: Dry Weight/Percent Moisture
Laboratory: Pace Analytical Services - Charlotte

Associated Lab Samples: 92494163002

SAMPLE DUPLICATE: 2992899

Parameter	Units	92494030008 Result	Dup Result	RPD	Qualifiers
Percent Moisture	%	7.6	8.0	5	

SAMPLE DUPLICATE: 2993396

Parameter	Units	92494163002 Result	Dup Result	RPD	Qualifiers
Percent Moisture	%	21.2	20.8	2	

Results presented on this page are in the units indicated by the "Units" column except where an alternate unit is presented to the right of the result.

REPORT OF LABORATORY ANALYSIS

This report shall not be reproduced, except in full,
without the written consent of Pace Analytical Services, LLC.

Pace Analytical Services, LLC
9800 Kincey Ave. Suite 100
Huntersville, NC 28078
(704)875-9092

QUALITY CONTROL DATA

Project: 2020-LI-2448
Pace Project No.: 92494163

QC Batch: 1540559
QC Batch Method: SM 2540 G
Analysis Method: SM 2540G
Analysis Description: Total Solids 2540 G-2011
Laboratory: Pace National - Mt. Juliet
Associated Lab Samples: 92494163001

METHOD BLANK: R3569342-1 Matrix: Solid
Associated Lab Samples: 92494163001

Parameter	Units	Blank Result	Reporting Limit	Analyzed	Qualifiers
Total Solids	%	ND		09/10/20 16:47	

LABORATORY CONTROL SAMPLE: R3569342-2

Parameter	Units	Spike Conc.	LCS Result	LCS % Rec	% Rec Limits	Qualifiers
Total Solids	%	50.0	50.0	100	85.0-115	

SAMPLE DUPLICATE: R3569342-3

Parameter	Units	L1258919-03 Result	Dup Result	RPD	Qualifiers
Total Solids	%	91.0	90.9	0.0565	

Results presented on this page are in the units indicated by the "Units" column except where an alternate unit is presented to the right of the result.

REPORT OF LABORATORY ANALYSIS

This report shall not be reproduced, except in full,
without the written consent of Pace Analytical Services, LLC.

Pace Analytical Services, LLC
9800 Kincey Ave. Suite 100
Huntersville, NC 28078
(704)875-9092

QUALITY CONTROL DATA

Project: 2020-LI-2448
Pace Project No.: 92494163

QC Batch: 1540560
QC Batch Method: SM 2540 G
Analysis Method: SM 2540G
Analysis Description: Total Solids 2540 G-2011
Laboratory: Pace National - Mt. Juliet

Associated Lab Samples: 92494163002

METHOD BLANK: R3569341-1 Matrix: Solid
Associated Lab Samples: 92494163002

Parameter	Units	Blank Result	Reporting Limit	Analyzed	Qualifiers
Total Solids	%	0.00100		09/10/20 16:36	

LABORATORY CONTROL SAMPLE: R3569341-2

Parameter	Units	Spike Conc.	LCS Result	LCS % Rec	% Rec Limits	Qualifiers
Total Solids	%	50.0	50.0	100	85.0-115	

SAMPLE DUPLICATE: R3569341-3

Parameter	Units	L1258940-01 Result	Dup Result	RPD	Qualifiers
Total Solids	%	93.1	92.4	0.779	

Results presented on this page are in the units indicated by the "Units" column except where an alternate unit is presented to the right of the result.

REPORT OF LABORATORY ANALYSIS

This report shall not be reproduced, except in full,
without the written consent of Pace Analytical Services, LLC.

Pace Analytical Services, LLC
9800 Kincey Ave. Suite 100
Huntersville, NC 28078
(704)875-9092

QUALIFIERS

Project: 2020-LI-2448
Pace Project No.: 92494163

DEFINITIONS

DF - Dilution Factor, if reported, represents the factor applied to the reported data due to dilution of the sample aliquot.

ND - Not Detected at or above adjusted reporting limit.

TNTC - Too Numerous To Count

J - Estimated concentration above the adjusted method detection limit and below the adjusted reporting limit.

MDL - Adjusted Method Detection Limit.

PQL - Practical Quantitation Limit.

RL - Reporting Limit - The lowest concentration value that meets project requirements for quantitative data with known precision and bias for a specific analyte in a specific matrix.

S - Surrogate

1,2-Diphenylhydrazine decomposes to and cannot be separated from Azobenzene using Method 8270. The result for each analyte is a combined concentration.

Consistent with EPA guidelines, unrounded data are displayed and have been used to calculate % recovery and RPD values.

LCS(D) - Laboratory Control Sample (Duplicate)

MS(D) - Matrix Spike (Duplicate)

DUP - Sample Duplicate

RPD - Relative Percent Difference

NC - Not Calculable.

SG - Silica Gel - Clean-Up

U - Indicates the compound was analyzed for, but not detected.

Acid preservation may not be appropriate for 2 Chloroethylvinyl ether.

A separate vial preserved to a pH of 4-5 is recommended in SW846 Chapter 4 for the analysis of Acrolein and Acrylonitrile by EPA Method 8260.

N-Nitrosodiphenylamine decomposes and cannot be separated from Diphenylamine using Method 8270. The result reported for each analyte is a combined concentration.

Pace Analytical is TNI accredited. Contact your Pace PM for the current list of accredited analytes.

TNI - The NELAC Institute.

ANALYTE QUALIFIERS

IK	The recalculated concentration of the calibration standard(s) did not meet method acceptance criteria; this result should be considered an estimated value.
M1	Matrix spike recovery exceeded QC limits. Batch accepted based on laboratory control sample (LCS) recovery.
R1	RPD value was outside control limits.
v1	The continuing calibration verification was above the method acceptance limit. Any detection for the analyte in the associated samples may have a high bias.
v2	The continuing calibration verification was below the method acceptance limit. The analyte was not detected in the associated samples and the sensitivity of the instrument was verified with a reporting limit check standard.
v3	The continuing calibration verification was below the method acceptance limit. Any detection for the analyte in the associated samples may have low bias.

This report shall not be reproduced, except in full,
without the written consent of Pace Analytical Services, LLC.

Pace Analytical Services, LLC
9800 Kincey Ave. Suite 100
Huntersville, NC 28078
(704)875-9092

QUALITY CONTROL DATA CROSS REFERENCE TABLE

Project: 2020-LI-2448
Pace Project No.: 92494163

Lab ID	Sample ID	QC Batch Method	QC Batch	Analytical Method	Analytical Batch
92494163001	**MW-21_(25-27.5)**	MADEPV	1541930	MADEP VPH	1541930
92494163002	**MW-23_(25-27.5)**	MADEPV	1541930	MADEP VPH	1541930
92494163001	**MW-21_(25-27.5)**	5035A	1540677	EPA 8260D	1540677
92494163001	**MW-21_(25-27.5)**	5035A	1541548	EPA 8260D	1541548
92494163002	**MW-23_(25-27.5)**	EPA 5035A/5030B	565036	EPA 8260D	565052
92494163002	**MW-23_(25-27.5)**	ASTM D2974-87	564641		
92494163001	**MW-21_(25-27.5)**	SM 2540 G	1540559	SM 2540G	1540559
92494163002	**MW-23_(25-27.5)**	SM 2540 G	1540560	SM 2540G	1540560

This report shall not be reproduced, except in full,
without the written consent of Pace Analytical Services, LLC.

Pace Analytical®

CHAIN-OF-CUSTODY Analytical Request Document

Chain-of-Custody is a LEGAL DOCUMENT - Complete all relevent fields

LAB WO#: 92494163

92494163

er Number or 32-8260

.Y

Con

Company: Apex Companies	Billing Information:
Address:	
Report To: Andrew Street	Email To: Andrew Street / Emily Little
Copy To:	Site Collection Info/Address: 15831 Sims R
Customer Project Name/Number: CPC 20126	State: NC / County/City: Huntersville / Time Zone Collected: [ ] PT [ ] MT [ ] CT [X] ET
Phone: / Email:	Site/Facility ID #: / Compliance Monitoring? [ ] Yes [ ] No
Collected By (print): Bill Jones	Purchase Order #: / Quote #: / DW PWS ID #: / DW Location Code:
Collected By (signature): [signature]	Turnaround Date Required: ASAP / Immediately Packed on Ice: [X] Yes [ ] No
Sample Disposal: [ ] Dispose as appropriate [ ] Return [ ] Archive: ____ [ ] Hold: ____	Rush: [ ] Same Day [ ] Next Day [ ] 2 Day [ ] 3 Day [ ] 4 Day [ ] 5 Day (Expedite Charges Apply) / Field Filtered (if applicable): [ ] Yes [ ] No / Analysis: ____

** Preservative Types: (1) nitric acid, (2) sulfuric acid, (3) hydrochloric acid, (4) sodium hydroxide, (5) zinc acetate, (6) methanol, (7) sodium bisulfate, (8) sodium thiosulfate, (9) hexane, (A) ascorbic acid, (B) ammonium sulfate, (C) ammonium hydroxide, (D) TSP, (U) Unpreserved, (O) Other ____

* Matrix Codes (Insert in Matrix box below): Drinking Water (DW), Ground Water (GW), Wastewater (WW), Product (P), Soil/Solid (SL), Oil (OL), Wipe (WP), Air (AR), Tissue (TS), Bioassay (B), Vapor (V), Other (OT)

Analyses

Customer Sample ID	Matrix *	Comp / Grab	Collected (or Composite Start) Date	Collected (or Composite Start) Time	Composite End Date	Composite End Time	Res Cl	# of Ctns	MADEP VPH	SM6200B VOCs	Lab Sample Receipt Checklist
MW-21 (25-27.5)	SL	G	9/3/20	1112				3	X	X	001
MW-23 (25-27.5	SL	G	↓	1535				6	X	X	002

Lab Profile/Line:

Lab Sample Receipt Checklist:

Custody Seals Present/Intact	Y N NA
Custody Signatures Present	Y N NA
Collector Signature Present	Y N NA
Bottles Intact	Y N NA
Correct Bottles	Y N NA
Sufficient Volume	Y N NA
Samples Received on Ice	Y N NA
VOA - Headspace Acceptable	Y N NA
USDA Regulated Soils	Y N NA
Samples in Holding Time	Y N NA
Residual Chlorine Present	Y N NA
Cl Strips:	
Sample pH Acceptable	Y N NA
pH Strips:	
Sulfide Present	Y N NA
Lead Acetate Strips:	

LAB USE ONLY:
Lab Sample # / Comments: 92494163

Customer Remarks / Special Conditions / Possible Hazards:

Type of Ice Used: Wet Blue Dry None

Packing Material Used:

Radchem sample(s) screened (<500 cpm): Y N NA

SHORT HOLDS PRESENT (<72 hours): Y N N/A

Lab Tracking #: 2538680

Samples received via: FEDEX UPS Client Courier Pace Courier

Lab Sample Temperature Info:
Temp Blank Received: Y N NA
Therm ID#: 92T061
Cooler 1 Temp Upon Receipt: 1.8 oC
Cooler 1 Therm Corr. Factor: 0.0 oC
Cooler 1 Corrected Temp: 1.8 oC
Comments:

Relinquished by/Company: (Signature)	Date/Time:	Received by/Company: (Signature)	Date/Time:
[signature] / Apex	9/3/20 1900	[signature]	9-4-20 1108
[signature]	9-4-20 1344	[signature] Pace Hrl	9/4/20 13:44

MTJL LAB USE ONLY
Table #:
Acctnum:
Template:
Prelogin:
PM:
PB:

Trip Blank Received: Y N NA
HCL MeOH TSP Other

Non Conformance(s): YES / NO

Page: ____ of: ____

Pace Analytical Services, LLC
9800 Kincey Ave. Suite 100
Huntersville, NC 28078
(704)875-9092

September 09, 2020

Andrew Wreschnig
AECOM
6000 Fairview Road
Suite 200
Charlotte, NC 28210

RE: Project: Colonial Pipeline (9/3-9/4 SL)
Pace Project No.: 92494208

Dear Andrew Wreschnig:

Enclosed are the analytical results for sample(s) received by the laboratory on September 04, 2020. The results relate only to the samples included in this report. Results reported herein conform to the applicable TNI/NELAC Standards and the laboratory's Quality Manual, where applicable, unless otherwise noted in the body of the report.

The test results provided in this final report were generated by each of the following laboratories within the Pace Network:

- Pace National - Mt. Juliet
- Pace Analytical Services - Charlotte

If you have any questions concerning this report, please feel free to contact me.

Sincerely,

Nicole Gasiorowski

Nicole Gasiorowski
nicole.gasiorowski@pacelabs.com
(704)875-9092
Project Manager

Enclosures

cc: Jeff Morrison, Colonial Pipeline Company

This report shall not be reproduced, except in full,
without the written consent of Pace Analytical Services, LLC.

Pace Analytical Services, LLC
9800 Kincey Ave. Suite 100
Huntersville, NC 28078
(704)875-9092

CERTIFICATIONS

Project: Colonial Pipeline (9/3-9/4 SL)
Pace Project No.: 92494208

Pace Analytical Services National

12065 Lebanon Road, Mt. Juliet, TN 37122
Alabama Certification #: 40660
Alaska Certification 17-026
Arizona Certification #: AZ0612
Arkansas Certification #: 88-0469
California Certification #: 2932
Canada Certification #: 1461.01
Colorado Certification #: TN00003
Connecticut Certification #: PH-0197
DOD Certification: #1461.01
EPA# TN00003
Florida Certification #: E87487
Georgia DW Certification #: 923
Georgia Certification: NELAP
Idaho Certification #: TN00003
Illinois Certification #: 200008
Indiana Certification #: C-TN-01
Iowa Certification #: 364
Kansas Certification #: E-10277
Kentucky UST Certification #: 16
Kentucky Certification #: 90010
Louisiana Certification #: AI30792
Louisiana DW Certification #: LA180010
Maine Certification #: TN0002
Maryland Certification #: 324
Massachusetts Certification #: M-TN003
Michigan Certification #: 9958
Minnesota Certification #: 047-999-395
Mississippi Certification #: TN00003
Missouri Certification #: 340
Montana Certification #: CERT0086
Nebraska Certification #: NE-OS-15-05
Nevada Certification #: TN-03-2002-34
New Hampshire Certification #: 2975
New Jersey Certification #: TN002
New Mexico DW Certification
New York Certification #: 11742
North Carolina Aquatic Toxicity Certification #: 41
North Carolina Drinking Water Certification #: 21704
North Carolina Environmental Certificate #: 375
North Dakota Certification #: R-140
Ohio VAP Certification #: CL0069
Oklahoma Certification #: 9915
Oregon Certification #: TN200002
Pennsylvania Certification #: 68-02979
Rhode Island Certification #: LAO00356
South Carolina Certification #: 84004
South Dakota Certification
Tennessee DW/Chem/Micro Certification #: 2006
Texas Certification #: T 104704245-17-14
Texas Mold Certification #: LAB0152
USDA Soil Permit #: P330-15-00234
Utah Certification #: TN00003
Virginia Certification #: VT2006
Vermont Dept. of Health: ID# VT-2006
Virginia Certification #: 460132
Washington Certification #: C847
West Virginia Certification #: 233
Wisconsin Certification #: 9980939910
Wyoming UST Certification #: via A2LA 2926.01
A2LA-ISO 17025 Certification #: 1461.01
A2LA-ISO 17025 Certification #: 1461.02
AIHA-LAP/LLC EMLAP Certification #:100789

Pace Analytical Services Charlotte

9800 Kincey Ave. Ste 100, Huntersville, NC 28078
Louisiana/NELAP Certification # LA170028
North Carolina Drinking Water Certification #: 37706
North Carolina Field Services Certification #: 5342
North Carolina Wastewater Certification #: 12
South Carolina Certification #: 99006001
Florida/NELAP Certification #: E87627
Kentucky UST Certification #: 84
Virginia/VELAP Certification #: 460221

REPORT OF LABORATORY ANALYSIS

This report shall not be reproduced, except in full,
without the written consent of Pace Analytical Services, LLC.

Pace Analytical Services, LLC
9800 Kincey Ave. Suite 100
Huntersville, NC 28078
(704)875-9092

SAMPLE ANALYTE COUNT

Project: Colonial Pipeline (9/3-9/4 SL)
Pace Project No.: 92494208

Lab ID	Sample ID	Method	Analysts	Analytes Reported	Laboratory
92494208001	**BH-05 (5.75-7.5)**	MADEP VPH	DWR	6	PAN
		EPA 8260D	SAS	70	PASI-C
		ASTM D2974-87	KDF	1	PASI-C
		SM 2540G	KBC	1	PAN
92494208002	**BH-05 (15-17.5)**	MADEP VPH	BMB, DWR	6	PAN
		EPA 8260D	SAS	70	PASI-C
		ASTM D2974-87	KDF	1	PASI-C
		SM 2540G	KBC	1	PAN
92494208003	**BH-06 (22.5-25)**	MADEP VPH	BMB, DWR	6	PAN
		EPA 8260D	SAS	70	PASI-C
		ASTM D2974-87	KDF	1	PASI-C
		SM 2540G	KBC	1	PAN
92494208004	**BH-06 (32.5-35)**	MADEP VPH	BMB, DWR	6	PAN
		EPA 8260D	SAS	70	PASI-C
		ASTM D2974-87	KDF	1	PASI-C
		SM 2540G	KBC	1	PAN
92494208005	**BH-07 (2.5-5)**	MADEP VPH	BMB, DWR	6	PAN
		EPA 8260D	SAS	70	PASI-C
		ASTM D2974-87	KDF	1	PASI-C
		SM 2540G	KBC	1	PAN
92494208006	**BH-07 (30-32.5)**	MADEP VPH	BMB, DWR	6	PAN
		EPA 8260D	SAS	70	PASI-C
		ASTM D2974-87	KDF	1	PASI-C
		SM 2540G	KBC	1	PAN
92494208007	**BH-08 (20-22.5)**	MADEP VPH	BMB, DWR	6	PAN
		EPA 8260D	SAS	70	PASI-C
		ASTM D2974-87	KDF	1	PASI-C
		SM 2540G	KBC	1	PAN
92494208008	**BH-08 (22.5-25)**	MADEP VPH	BMB, DWR	6	PAN
		EPA 8260D	SAS	70	PASI-C
		ASTM D2974-87	KDF	1	PASI-C
		SM 2540G	KBC	1	PAN
92494208009	**MW-1 (17.5-20)**	MADEP VPH	BMB, DWR	6	PAN
		EPA 8260D	SAS	70	PASI-C
		ASTM D2974-87	KDF	1	PASI-C
		SM 2540G	KBC	1	PAN
92494208010	**MW-1 (20-22.5)**	MADEP VPH	BMB, DWR	6	PAN

This report shall not be reproduced, except in full,
without the written consent of Pace Analytical Services, LLC.

Pace Analytical Services, LLC
9800 Kincey Ave. Suite 100
Huntersville, NC 28078
(704)875-9092

SAMPLE ANALYTE COUNT

Project: Colonial Pipeline (9/3-9/4 SL)
Pace Project No.: 92494208

Lab ID	Sample ID	Method	Analysts	Analytes Reported	Laboratory
		EPA 8260D	SAS	70	PASI-C
		ASTM D2974-87	KDF	1	PASI-C
		SM 2540G	KBC	1	PAN
92494208011	**TB-1**	EPA 8260D	CL	63	PASI-C

PAN = Pace National - Mt. Juliet
PASI-C = Pace Analytical Services - Charlotte

This report shall not be reproduced, except in full,
without the written consent of Pace Analytical Services, LLC.

Pace Analytical Services, LLC
9800 Kincey Ave. Suite 100
Huntersville, NC 28078
(704)875-9092

ANALYTICAL RESULTS

Project: Colonial Pipeline (9/3-9/4 SL)
Pace Project No.: 92494208

Sample: BH-05 (5.75-7.5) **Lab ID: 92494208001** Collected: 09/03/20 14:45 Received: 09/04/20 17:30 Matrix: Solid

Results reported on a "dry weight" basis and are adjusted for percent moisture, sample size and any dilutions.

Parameters	Results	Units	Report Limit	DF	Prepared	Analyzed	CAS No.	Qual
MADEPV	Analytical Method: MADEP VPH Preparation Method: MADEPV Pace National - Mt. Juliet							
Aliphatic (C05-C08)	ND	mg/kg	8.10	1.14	09/03/20 14:45	09/06/20 19:59		
Aliphatic (C09-C12)	ND	mg/kg	8.10	1.14	09/03/20 14:45	09/06/20 19:59		
Aromatic (C09-C10),Unadjusted	ND	mg/kg	8.10	1.14	09/03/20 14:45	09/06/20 19:59	TPHC9C10A	
Total VPH	ND	mg/kg	8.10	1.14	09/03/20 14:45	09/06/20 19:59	VPH	
Surrogates								
2,5-Dibromotoluene (FID)	91.5	%	70.0-130	1.14	09/03/20 14:45	09/06/20 19:59	615-59-8FID	
2,5-Dibromotoluene (PID)	82.9	%	70.0-130	1.14	09/03/20 14:45	09/06/20 19:59	615-59-8PID	
8260D/5035A/5030B Volatiles	Analytical Method: EPA 8260D Preparation Method: EPA 5035A/5030B Pace Analytical Services - Charlotte							
Acetone	ND	ug/kg	118	1	09/05/20 11:23	09/05/20 13:09	67-64-1	
Benzene	ND	ug/kg	5.9	1	09/05/20 11:23	09/05/20 13:09	71-43-2	
Bromobenzene	ND	ug/kg	5.9	1	09/05/20 11:23	09/05/20 13:09	108-86-1	
Bromochloromethane	ND	ug/kg	5.9	1	09/05/20 11:23	09/05/20 13:09	74-97-5	
Bromodichloromethane	ND	ug/kg	5.9	1	09/05/20 11:23	09/05/20 13:09	75-27-4	
Bromoform	ND	ug/kg	5.9	1	09/05/20 11:23	09/05/20 13:09	75-25-2	
Bromomethane	ND	ug/kg	11.8	1	09/05/20 11:23	09/05/20 13:09	74-83-9	
2-Butanone (MEK)	ND	ug/kg	118	1	09/05/20 11:23	09/05/20 13:09	78-93-3	
n-Butylbenzene	ND	ug/kg	5.9	1	09/05/20 11:23	09/05/20 13:09	104-51-8	
sec-Butylbenzene	ND	ug/kg	5.9	1	09/05/20 11:23	09/05/20 13:09	135-98-8	
tert-Butylbenzene	ND	ug/kg	5.9	1	09/05/20 11:23	09/05/20 13:09	98-06-6	
Carbon tetrachloride	ND	ug/kg	5.9	1	09/05/20 11:23	09/05/20 13:09	56-23-5	
Chlorobenzene	ND	ug/kg	5.9	1	09/05/20 11:23	09/05/20 13:09	108-90-7	
Chloroethane	ND	ug/kg	11.8	1	09/05/20 11:23	09/05/20 13:09	75-00-3	
Chloroform	ND	ug/kg	5.9	1	09/05/20 11:23	09/05/20 13:09	67-66-3	
Chloromethane	ND	ug/kg	11.8	1	09/05/20 11:23	09/05/20 13:09	74-87-3	v2
2-Chlorotoluene	ND	ug/kg	5.9	1	09/05/20 11:23	09/05/20 13:09	95-49-8	
4-Chlorotoluene	ND	ug/kg	5.9	1	09/05/20 11:23	09/05/20 13:09	106-43-4	
1,2-Dibromo-3-chloropropane	ND	ug/kg	5.9	1	09/05/20 11:23	09/05/20 13:09	96-12-8	
Dibromochloromethane	ND	ug/kg	5.9	1	09/05/20 11:23	09/05/20 13:09	124-48-1	
1,2-Dibromoethane (EDB)	ND	ug/kg	5.9	1	09/05/20 11:23	09/05/20 13:09	106-93-4	
Dibromomethane	ND	ug/kg	5.9	1	09/05/20 11:23	09/05/20 13:09	74-95-3	
1,2-Dichlorobenzene	ND	ug/kg	5.9	1	09/05/20 11:23	09/05/20 13:09	95-50-1	
1,3-Dichlorobenzene	ND	ug/kg	5.9	1	09/05/20 11:23	09/05/20 13:09	541-73-1	
1,4-Dichlorobenzene	ND	ug/kg	5.9	1	09/05/20 11:23	09/05/20 13:09	106-46-7	
Dichlorodifluoromethane	ND	ug/kg	11.8	1	09/05/20 11:23	09/05/20 13:09	75-71-8	
1,1-Dichloroethane	ND	ug/kg	5.9	1	09/05/20 11:23	09/05/20 13:09	75-34-3	
1,2-Dichloroethane	ND	ug/kg	5.9	1	09/05/20 11:23	09/05/20 13:09	107-06-2	
1,1-Dichloroethene	ND	ug/kg	5.9	1	09/05/20 11:23	09/05/20 13:09	75-35-4	
cis-1,2-Dichloroethene	ND	ug/kg	5.9	1	09/05/20 11:23	09/05/20 13:09	156-59-2	
trans-1,2-Dichloroethene	ND	ug/kg	5.9	1	09/05/20 11:23	09/05/20 13:09	156-60-5	
1,2-Dichloropropane	ND	ug/kg	5.9	1	09/05/20 11:23	09/05/20 13:09	78-87-5	
1,3-Dichloropropane	ND	ug/kg	5.9	1	09/05/20 11:23	09/05/20 13:09	142-28-9	
2,2-Dichloropropane	ND	ug/kg	5.9	1	09/05/20 11:23	09/05/20 13:09	594-20-7	
1,1-Dichloropropene	ND	ug/kg	5.9	1	09/05/20 11:23	09/05/20 13:09	563-58-6	

REPORT OF LABORATORY ANALYSIS

This report shall not be reproduced, except in full,
without the written consent of Pace Analytical Services, LLC.

Pace Analytical Services, LLC
9800 Kincey Ave. Suite 100
Huntersville, NC 28078
(704)875-9092

ANALYTICAL RESULTS

Project: Colonial Pipeline (9/3-9/4 SL)
Pace Project No.: 92494208

Sample: BH-05 (5.75-7.5) **Lab ID: 92494208001** Collected: 09/03/20 14:45 Received: 09/04/20 17:30 Matrix: Solid

Results reported on a "dry weight" basis and are adjusted for percent moisture, sample size and any dilutions.

Parameters	Results	Units	Report Limit	DF	Prepared	Analyzed	CAS No.	Qual
8260D/5035A/5030B Volatiles	Analytical Method: EPA 8260D Preparation Method: EPA 5035A/5030B Pace Analytical Services - Charlotte							
cis-1,3-Dichloropropene	ND	ug/kg	5.9	1	09/05/20 11:23	09/05/20 13:09	10061-01-5	
trans-1,3-Dichloropropene	ND	ug/kg	5.9	1	09/05/20 11:23	09/05/20 13:09	10061-02-6	
Diisopropyl ether	ND	ug/kg	5.9	1	09/05/20 11:23	09/05/20 13:09	108-20-3	
Ethylbenzene	ND	ug/kg	5.9	1	09/05/20 11:23	09/05/20 13:09	100-41-4	
Hexachloro-1,3-butadiene	ND	ug/kg	5.9	1	09/05/20 11:23	09/05/20 13:09	87-68-3	
2-Hexanone	ND	ug/kg	58.8	1	09/05/20 11:23	09/05/20 13:09	591-78-6	
Isopropylbenzene (Cumene)	ND	ug/kg	5.9	1	09/05/20 11:23	09/05/20 13:09	98-82-8	
p-Isopropyltoluene	ND	ug/kg	5.9	1	09/05/20 11:23	09/05/20 13:09	99-87-6	
Methylene Chloride	ND	ug/kg	23.5	1	09/05/20 11:23	09/05/20 13:09	75-09-2	
4-Methyl-2-pentanone (MIBK)	ND	ug/kg	58.8	1	09/05/20 11:23	09/05/20 13:09	108-10-1	
Methyl-tert-butyl ether	ND	ug/kg	5.9	1	09/05/20 11:23	09/05/20 13:09	1634-04-4	
Naphthalene	ND	ug/kg	5.9	1	09/05/20 11:23	09/05/20 13:09	91-20-3	
n-Propylbenzene	ND	ug/kg	5.9	1	09/05/20 11:23	09/05/20 13:09	103-65-1	
Styrene	ND	ug/kg	5.9	1	09/05/20 11:23	09/05/20 13:09	100-42-5	
1,1,1,2-Tetrachloroethane	ND	ug/kg	5.9	1	09/05/20 11:23	09/05/20 13:09	630-20-6	
1,1,2,2-Tetrachloroethane	ND	ug/kg	5.9	1	09/05/20 11:23	09/05/20 13:09	79-34-5	
Tetrachloroethene	ND	ug/kg	5.9	1	09/05/20 11:23	09/05/20 13:09	127-18-4	
Toluene	ND	ug/kg	5.9	1	09/05/20 11:23	09/05/20 13:09	108-88-3	IK
1,2,3-Trichlorobenzene	ND	ug/kg	5.9	1	09/05/20 11:23	09/05/20 13:09	87-61-6	
1,2,4-Trichlorobenzene	ND	ug/kg	5.9	1	09/05/20 11:23	09/05/20 13:09	120-82-1	
1,1,1-Trichloroethane	ND	ug/kg	5.9	1	09/05/20 11:23	09/05/20 13:09	71-55-6	
1,1,2-Trichloroethane	ND	ug/kg	5.9	1	09/05/20 11:23	09/05/20 13:09	79-00-5	
Trichloroethene	ND	ug/kg	5.9	1	09/05/20 11:23	09/05/20 13:09	79-01-6	
Trichlorofluoromethane	ND	ug/kg	5.9	1	09/05/20 11:23	09/05/20 13:09	75-69-4	
1,2,3-Trichloropropane	ND	ug/kg	5.9	1	09/05/20 11:23	09/05/20 13:09	96-18-4	
1,2,4-Trimethylbenzene	ND	ug/kg	5.9	1	09/05/20 11:23	09/05/20 13:09	95-63-6	
1,3,5-Trimethylbenzene	ND	ug/kg	5.9	1	09/05/20 11:23	09/05/20 13:09	108-67-8	
Vinyl acetate	ND	ug/kg	58.8	1	09/05/20 11:23	09/05/20 13:09	108-05-4	
Vinyl chloride	ND	ug/kg	11.8	1	09/05/20 11:23	09/05/20 13:09	75-01-4	
Xylene (Total)	ND	ug/kg	11.8	1	09/05/20 11:23	09/05/20 13:09	1330-20-7	
m&p-Xylene	ND	ug/kg	11.8	1	09/05/20 11:23	09/05/20 13:09	179601-23-1	
o-Xylene	ND	ug/kg	5.9	1	09/05/20 11:23	09/05/20 13:09	95-47-6	
Surrogates								
Toluene-d8 (S)	99	%	70-130	1	09/05/20 11:23	09/05/20 13:09	2037-26-5	
4-Bromofluorobenzene (S)	102	%	70-130	1	09/05/20 11:23	09/05/20 13:09	460-00-4	
1,2-Dichloroethane-d4 (S)	98	%	70-132	1	09/05/20 11:23	09/05/20 13:09	17060-07-0	
Percent Moisture	Analytical Method: ASTM D2974-87 Pace Analytical Services - Charlotte							
Percent Moisture	**19.5**	%	0.10	1		09/04/20 18:25		
Total Solids 2540 G-2011	Analytical Method: SM 2540G Preparation Method: SM 2540 G Pace National - Mt. Juliet							
Total Solids	**81.7**	%		1	09/08/20 08:57	09/08/20 09:03		

REPORT OF LABORATORY ANALYSIS

This report shall not be reproduced, except in full,
without the written consent of Pace Analytical Services, LLC.

Pace Analytical Services, LLC
9800 Kincey Ave. Suite 100
Huntersville, NC 28078
(704)875-9092

ANALYTICAL RESULTS

Project: Colonial Pipeline (9/3-9/4 SL)
Pace Project No.: 92494208

Sample: BH-05 (15-17.5) **Lab ID: 92494208002** Collected: 09/03/20 14:55 Received: 09/04/20 17:30 Matrix: Solid

Results reported on a "dry weight" basis and are adjusted for percent moisture, sample size and any dilutions.

Parameters	Results	Units	Report Limit	DF	Prepared	Analyzed	CAS No.	Qual
MADEPV	Analytical Method: MADEP VPH Preparation Method: MADEPV Pace National - Mt. Juliet							
Aliphatic (C05-C08)	ND	mg/kg	7.70	1.23	09/03/20 14:55	09/05/20 22:42		
Aliphatic (C09-C12)	ND	mg/kg	7.70	1.23	09/03/20 14:55	09/06/20 20:32		
Aromatic (C09-C10),Unadjusted	ND	mg/kg	7.70	1.23	09/03/20 14:55	09/06/20 20:32	TPHC9C10A	
Total VPH	ND	mg/kg	7.70	1.23	09/03/20 14:55	09/06/20 20:32	VPH	
Surrogates								
2,5-Dibromotoluene (FID)	92.6	%	70.0-130	1.23	09/03/20 14:55	09/05/20 22:42	615-59-8FID	
2,5-Dibromotoluene (FID)	90.0	%	70.0-130	1.23	09/03/20 14:55	09/06/20 20:32	615-59-8FID	
2,5-Dibromotoluene (PID)	88.0	%	70.0-130	1.23	09/03/20 14:55	09/05/20 22:42	615-59-8PID	
2,5-Dibromotoluene (PID)	83.2	%	70.0-130	1.23	09/03/20 14:55	09/06/20 20:32	615-59-8PID	
8260D/5035A/5030B Volatiles	Analytical Method: EPA 8260D Preparation Method: EPA 5035A/5030B Pace Analytical Services - Charlotte							
Acetone	ND	ug/kg	184	1	09/05/20 11:23	09/05/20 13:46	67-64-1	
Benzene	ND	ug/kg	9.2	1	09/05/20 11:23	09/05/20 13:46	71-43-2	
Bromobenzene	ND	ug/kg	9.2	1	09/05/20 11:23	09/05/20 13:46	108-86-1	
Bromochloromethane	ND	ug/kg	9.2	1	09/05/20 11:23	09/05/20 13:46	74-97-5	
Bromodichloromethane	ND	ug/kg	9.2	1	09/05/20 11:23	09/05/20 13:46	75-27-4	
Bromoform	ND	ug/kg	9.2	1	09/05/20 11:23	09/05/20 13:46	75-25-2	
Bromomethane	ND	ug/kg	18.4	1	09/05/20 11:23	09/05/20 13:46	74-83-9	
2-Butanone (MEK)	ND	ug/kg	184	1	09/05/20 11:23	09/05/20 13:46	78-93-3	
n-Butylbenzene	ND	ug/kg	9.2	1	09/05/20 11:23	09/05/20 13:46	104-51-8	
sec-Butylbenzene	ND	ug/kg	9.2	1	09/05/20 11:23	09/05/20 13:46	135-98-8	
tert-Butylbenzene	ND	ug/kg	9.2	1	09/05/20 11:23	09/05/20 13:46	98-06-6	
Carbon tetrachloride	ND	ug/kg	9.2	1	09/05/20 11:23	09/05/20 13:46	56-23-5	
Chlorobenzene	ND	ug/kg	9.2	1	09/05/20 11:23	09/05/20 13:46	108-90-7	
Chloroethane	ND	ug/kg	18.4	1	09/05/20 11:23	09/05/20 13:46	75-00-3	
Chloroform	ND	ug/kg	9.2	1	09/05/20 11:23	09/05/20 13:46	67-66-3	
Chloromethane	ND	ug/kg	18.4	1	09/05/20 11:23	09/05/20 13:46	74-87-3	v2
2-Chlorotoluene	ND	ug/kg	9.2	1	09/05/20 11:23	09/05/20 13:46	95-49-8	
4-Chlorotoluene	ND	ug/kg	9.2	1	09/05/20 11:23	09/05/20 13:46	106-43-4	
1,2-Dibromo-3-chloropropane	ND	ug/kg	9.2	1	09/05/20 11:23	09/05/20 13:46	96-12-8	
Dibromochloromethane	ND	ug/kg	9.2	1	09/05/20 11:23	09/05/20 13:46	124-48-1	
1,2-Dibromoethane (EDB)	ND	ug/kg	9.2	1	09/05/20 11:23	09/05/20 13:46	106-93-4	
Dibromomethane	ND	ug/kg	9.2	1	09/05/20 11:23	09/05/20 13:46	74-95-3	
1,2-Dichlorobenzene	ND	ug/kg	9.2	1	09/05/20 11:23	09/05/20 13:46	95-50-1	
1,3-Dichlorobenzene	ND	ug/kg	9.2	1	09/05/20 11:23	09/05/20 13:46	541-73-1	
1,4-Dichlorobenzene	ND	ug/kg	9.2	1	09/05/20 11:23	09/05/20 13:46	106-46-7	
Dichlorodifluoromethane	ND	ug/kg	18.4	1	09/05/20 11:23	09/05/20 13:46	75-71-8	
1,1-Dichloroethane	ND	ug/kg	9.2	1	09/05/20 11:23	09/05/20 13:46	75-34-3	
1,2-Dichloroethane	ND	ug/kg	9.2	1	09/05/20 11:23	09/05/20 13:46	107-06-2	
1,1-Dichloroethene	ND	ug/kg	9.2	1	09/05/20 11:23	09/05/20 13:46	75-35-4	
cis-1,2-Dichloroethene	ND	ug/kg	9.2	1	09/05/20 11:23	09/05/20 13:46	156-59-2	
trans-1,2-Dichloroethene	ND	ug/kg	9.2	1	09/05/20 11:23	09/05/20 13:46	156-60-5	
1,2-Dichloropropane	ND	ug/kg	9.2	1	09/05/20 11:23	09/05/20 13:46	78-87-5	
1,3-Dichloropropane	ND	ug/kg	9.2	1	09/05/20 11:23	09/05/20 13:46	142-28-9	

REPORT OF LABORATORY ANALYSIS

This report shall not be reproduced, except in full,
without the written consent of Pace Analytical Services, LLC.

Pace Analytical Services, LLC
9800 Kincey Ave. Suite 100
Huntersville, NC 28078
(704)875-9092

ANALYTICAL RESULTS

Project: Colonial Pipeline (9/3-9/4 SL)
Pace Project No.: 92494208

Sample: BH-05 (15-17.5) **Lab ID: 92494208002** Collected: 09/03/20 14:55 Received: 09/04/20 17:30 Matrix: Solid

Results reported on a "dry weight" basis and are adjusted for percent moisture, sample size and any dilutions.

Parameters	Results	Units	Report Limit	DF	Prepared	Analyzed	CAS No.	Qual
8260D/5035A/5030B Volatiles	Analytical Method: EPA 8260D Preparation Method: EPA 5035A/5030B Pace Analytical Services - Charlotte							
2,2-Dichloropropane	ND	ug/kg	9.2	1	09/05/20 11:23	09/05/20 13:46	594-20-7	M1
1,1-Dichloropropene	ND	ug/kg	9.2	1	09/05/20 11:23	09/05/20 13:46	563-58-6	
cis-1,3-Dichloropropene	ND	ug/kg	9.2	1	09/05/20 11:23	09/05/20 13:46	10061-01-5	
trans-1,3-Dichloropropene	ND	ug/kg	9.2	1	09/05/20 11:23	09/05/20 13:46	10061-02-6	
Diisopropyl ether	ND	ug/kg	9.2	1	09/05/20 11:23	09/05/20 13:46	108-20-3	
Ethylbenzene	ND	ug/kg	9.2	1	09/05/20 11:23	09/05/20 13:46	100-41-4	
Hexachloro-1,3-butadiene	ND	ug/kg	9.2	1	09/05/20 11:23	09/05/20 13:46	87-68-3	
2-Hexanone	ND	ug/kg	92.0	1	09/05/20 11:23	09/05/20 13:46	591-78-6	
Isopropylbenzene (Cumene)	ND	ug/kg	9.2	1	09/05/20 11:23	09/05/20 13:46	98-82-8	
p-Isopropyltoluene	ND	ug/kg	9.2	1	09/05/20 11:23	09/05/20 13:46	99-87-6	
Methylene Chloride	ND	ug/kg	36.8	1	09/05/20 11:23	09/05/20 13:46	75-09-2	
4-Methyl-2-pentanone (MIBK)	ND	ug/kg	92.0	1	09/05/20 11:23	09/05/20 13:46	108-10-1	
Methyl-tert-butyl ether	ND	ug/kg	9.2	1	09/05/20 11:23	09/05/20 13:46	1634-04-4	
Naphthalene	ND	ug/kg	9.2	1	09/05/20 11:23	09/05/20 13:46	91-20-3	
n-Propylbenzene	ND	ug/kg	9.2	1	09/05/20 11:23	09/05/20 13:46	103-65-1	
Styrene	ND	ug/kg	9.2	1	09/05/20 11:23	09/05/20 13:46	100-42-5	
1,1,1,2-Tetrachloroethane	ND	ug/kg	9.2	1	09/05/20 11:23	09/05/20 13:46	630-20-6	
1,1,2,2-Tetrachloroethane	ND	ug/kg	9.2	1	09/05/20 11:23	09/05/20 13:46	79-34-5	
Tetrachloroethene	ND	ug/kg	9.2	1	09/05/20 11:23	09/05/20 13:46	127-18-4	
Toluene	ND	ug/kg	9.2	1	09/05/20 11:23	09/05/20 13:46	108-88-3	IK
1,2,3-Trichlorobenzene	ND	ug/kg	9.2	1	09/05/20 11:23	09/05/20 13:46	87-61-6	
1,2,4-Trichlorobenzene	ND	ug/kg	9.2	1	09/05/20 11:23	09/05/20 13:46	120-82-1	
1,1,1-Trichloroethane	ND	ug/kg	9.2	1	09/05/20 11:23	09/05/20 13:46	71-55-6	
1,1,2-Trichloroethane	ND	ug/kg	9.2	1	09/05/20 11:23	09/05/20 13:46	79-00-5	
Trichloroethene	ND	ug/kg	9.2	1	09/05/20 11:23	09/05/20 13:46	79-01-6	
Trichlorofluoromethane	ND	ug/kg	9.2	1	09/05/20 11:23	09/05/20 13:46	75-69-4	
1,2,3-Trichloropropane	ND	ug/kg	9.2	1	09/05/20 11:23	09/05/20 13:46	96-18-4	
1,2,4-Trimethylbenzene	ND	ug/kg	9.2	1	09/05/20 11:23	09/05/20 13:46	95-63-6	
1,3,5-Trimethylbenzene	ND	ug/kg	9.2	1	09/05/20 11:23	09/05/20 13:46	108-67-8	
Vinyl acetate	ND	ug/kg	92.0	1	09/05/20 11:23	09/05/20 13:46	108-05-4	
Vinyl chloride	ND	ug/kg	18.4	1	09/05/20 11:23	09/05/20 13:46	75-01-4	
Xylene (Total)	ND	ug/kg	18.4	1	09/05/20 11:23	09/05/20 13:46	1330-20-7	
m&p-Xylene	ND	ug/kg	18.4	1	09/05/20 11:23	09/05/20 13:46	179601-23-1	
o-Xylene	ND	ug/kg	9.2	1	09/05/20 11:23	09/05/20 13:46	95-47-6	
Surrogates								
Toluene-d8 (S)	97	%	70-130	1	09/05/20 11:23	09/05/20 13:46	2037-26-5	
4-Bromofluorobenzene (S)	103	%	70-130	1	09/05/20 11:23	09/05/20 13:46	460-00-4	
1,2-Dichloroethane-d4 (S)	100	%	70-132	1	09/05/20 11:23	09/05/20 13:46	17060-07-0	
Percent Moisture	Analytical Method: ASTM D2974-87 Pace Analytical Services - Charlotte							
Percent Moisture	**13.8**	%	0.10	1		09/04/20 18:25		

REPORT OF LABORATORY ANALYSIS

This report shall not be reproduced, except in full,
without the written consent of Pace Analytical Services, LLC.

Pace Analytical Services, LLC
9800 Kincey Ave. Suite 100
Huntersville, NC 28078
(704)875-9092

ANALYTICAL RESULTS

Project: Colonial Pipeline (9/3-9/4 SL)
Pace Project No.: 92494208

Sample: BH-05 (15-17.5) **Lab ID: 92494208002** Collected: 09/03/20 14:55 Received: 09/04/20 17:30 Matrix: Solid

Results reported on a "wet-weight" basis

Parameters	Results	Units	Report Limit	DF	Prepared	Analyzed	CAS No.	Qual
Total Solids 2540 G-2011	Analytical Method: SM 2540G Preparation Method: SM 2540 G Pace National - Mt. Juliet							
Total Solids	**87.8**	%		1	09/08/20 08:57	09/08/20 09:03		

REPORT OF LABORATORY ANALYSIS

This report shall not be reproduced, except in full,
without the written consent of Pace Analytical Services, LLC.

Pace Analytical Services, LLC
9800 Kincey Ave. Suite 100
Huntersville, NC 28078
(704)875-9092

ANALYTICAL RESULTS

Project: Colonial Pipeline (9/3-9/4 SL)
Pace Project No.: 92494208

Sample: BH-06 (22.5-25) **Lab ID: 92494208003** Collected: 09/03/20 15:45 Received: 09/04/20 17:30 Matrix: Solid

Results reported on a "dry weight" basis and are adjusted for percent moisture, sample size and any dilutions.

Parameters	Results	Units	Report Limit	DF	Prepared	Analyzed	CAS No.	Qual
MADEPV	Analytical Method: MADEP VPH Preparation Method: MADEPV Pace National - Mt. Juliet							
Aliphatic (C05-C08)	ND	mg/kg	6.76	1	09/03/20 15:45	09/05/20 23:15		
Aliphatic (C09-C12)	ND	mg/kg	6.76	1	09/03/20 15:45	09/06/20 21:05		
Aromatic (C09-C10),Unadjusted	ND	mg/kg	6.76	1	09/03/20 15:45	09/06/20 21:05	TPHC9C10A	
Total VPH	ND	mg/kg	6.76	1	09/03/20 15:45	09/06/20 21:05	VPH	
Surrogates								
2,5-Dibromotoluene (FID)	92.0	%	70.0-130	1	09/03/20 15:45	09/05/20 23:15	615-59-8FID	
2,5-Dibromotoluene (FID)	91.3	%	70.0-130	1	09/03/20 15:45	09/06/20 21:05	615-59-8FID	
2,5-Dibromotoluene (PID)	87.1	%	70.0-130	1	09/03/20 15:45	09/05/20 23:15	615-59-8PID	
2,5-Dibromotoluene (PID)	85.9	%	70.0-130	1	09/03/20 15:45	09/06/20 21:05	615-59-8PID	
8260D/5035A/5030B Volatiles	Analytical Method: EPA 8260D Preparation Method: EPA 5035A/5030B Pace Analytical Services - Charlotte							
Acetone	ND	ug/kg	120	1	09/05/20 11:23	09/05/20 14:04	67-64-1	
Benzene	ND	ug/kg	6.0	1	09/05/20 11:23	09/05/20 14:04	71-43-2	
Bromobenzene	ND	ug/kg	6.0	1	09/05/20 11:23	09/05/20 14:04	108-86-1	
Bromochloromethane	ND	ug/kg	6.0	1	09/05/20 11:23	09/05/20 14:04	74-97-5	
Bromodichloromethane	ND	ug/kg	6.0	1	09/05/20 11:23	09/05/20 14:04	75-27-4	
Bromoform	ND	ug/kg	6.0	1	09/05/20 11:23	09/05/20 14:04	75-25-2	
Bromomethane	ND	ug/kg	12.0	1	09/05/20 11:23	09/05/20 14:04	74-83-9	
2-Butanone (MEK)	ND	ug/kg	120	1	09/05/20 11:23	09/05/20 14:04	78-93-3	
n-Butylbenzene	ND	ug/kg	6.0	1	09/05/20 11:23	09/05/20 14:04	104-51-8	
sec-Butylbenzene	ND	ug/kg	6.0	1	09/05/20 11:23	09/05/20 14:04	135-98-8	
tert-Butylbenzene	ND	ug/kg	6.0	1	09/05/20 11:23	09/05/20 14:04	98-06-6	
Carbon tetrachloride	ND	ug/kg	6.0	1	09/05/20 11:23	09/05/20 14:04	56-23-5	
Chlorobenzene	ND	ug/kg	6.0	1	09/05/20 11:23	09/05/20 14:04	108-90-7	
Chloroethane	ND	ug/kg	12.0	1	09/05/20 11:23	09/05/20 14:04	75-00-3	
Chloroform	ND	ug/kg	6.0	1	09/05/20 11:23	09/05/20 14:04	67-66-3	
Chloromethane	ND	ug/kg	12.0	1	09/05/20 11:23	09/05/20 14:04	74-87-3	v2
2-Chlorotoluene	ND	ug/kg	6.0	1	09/05/20 11:23	09/05/20 14:04	95-49-8	
4-Chlorotoluene	ND	ug/kg	6.0	1	09/05/20 11:23	09/05/20 14:04	106-43-4	
1,2-Dibromo-3-chloropropane	ND	ug/kg	6.0	1	09/05/20 11:23	09/05/20 14:04	96-12-8	
Dibromochloromethane	ND	ug/kg	6.0	1	09/05/20 11:23	09/05/20 14:04	124-48-1	
1,2-Dibromoethane (EDB)	ND	ug/kg	6.0	1	09/05/20 11:23	09/05/20 14:04	106-93-4	
Dibromomethane	ND	ug/kg	6.0	1	09/05/20 11:23	09/05/20 14:04	74-95-3	
1,2-Dichlorobenzene	ND	ug/kg	6.0	1	09/05/20 11:23	09/05/20 14:04	95-50-1	
1,3-Dichlorobenzene	ND	ug/kg	6.0	1	09/05/20 11:23	09/05/20 14:04	541-73-1	
1,4-Dichlorobenzene	ND	ug/kg	6.0	1	09/05/20 11:23	09/05/20 14:04	106-46-7	
Dichlorodifluoromethane	ND	ug/kg	12.0	1	09/05/20 11:23	09/05/20 14:04	75-71-8	
1,1-Dichloroethane	ND	ug/kg	6.0	1	09/05/20 11:23	09/05/20 14:04	75-34-3	
1,2-Dichloroethane	ND	ug/kg	6.0	1	09/05/20 11:23	09/05/20 14:04	107-06-2	
1,1-Dichloroethene	ND	ug/kg	6.0	1	09/05/20 11:23	09/05/20 14:04	75-35-4	
cis-1,2-Dichloroethene	ND	ug/kg	6.0	1	09/05/20 11:23	09/05/20 14:04	156-59-2	
trans-1,2-Dichloroethene	ND	ug/kg	6.0	1	09/05/20 11:23	09/05/20 14:04	156-60-5	
1,2-Dichloropropane	ND	ug/kg	6.0	1	09/05/20 11:23	09/05/20 14:04	78-87-5	
1,3-Dichloropropane	ND	ug/kg	6.0	1	09/05/20 11:23	09/05/20 14:04	142-28-9	

REPORT OF LABORATORY ANALYSIS

This report shall not be reproduced, except in full,
without the written consent of Pace Analytical Services, LLC.

Pace Analytical Services, LLC
9800 Kincey Ave. Suite 100
Huntersville, NC 28078
(704)875-9092

ANALYTICAL RESULTS

Project: Colonial Pipeline (9/3-9/4 SL)
Pace Project No.: 92494208

Sample: BH-06 (22.5-25) **Lab ID: 92494208003** Collected: 09/03/20 15:45 Received: 09/04/20 17:30 Matrix: Solid

Results reported on a "dry weight" basis and are adjusted for percent moisture, sample size and any dilutions.

Parameters	Results	Units	Report Limit	DF	Prepared	Analyzed	CAS No.	Qual
8260D/5035A/5030B Volatiles	Analytical Method: EPA 8260D Preparation Method: EPA 5035A/5030B Pace Analytical Services - Charlotte							
2,2-Dichloropropane	ND	ug/kg	6.0	1	09/05/20 11:23	09/05/20 14:04	594-20-7	
1,1-Dichloropropene	ND	ug/kg	6.0	1	09/05/20 11:23	09/05/20 14:04	563-58-6	
cis-1,3-Dichloropropene	ND	ug/kg	6.0	1	09/05/20 11:23	09/05/20 14:04	10061-01-5	
trans-1,3-Dichloropropene	ND	ug/kg	6.0	1	09/05/20 11:23	09/05/20 14:04	10061-02-6	
Diisopropyl ether	ND	ug/kg	6.0	1	09/05/20 11:23	09/05/20 14:04	108-20-3	
Ethylbenzene	ND	ug/kg	6.0	1	09/05/20 11:23	09/05/20 14:04	100-41-4	
Hexachloro-1,3-butadiene	ND	ug/kg	6.0	1	09/05/20 11:23	09/05/20 14:04	87-68-3	
2-Hexanone	ND	ug/kg	60.1	1	09/05/20 11:23	09/05/20 14:04	591-78-6	
Isopropylbenzene (Cumene)	ND	ug/kg	6.0	1	09/05/20 11:23	09/05/20 14:04	98-82-8	
p-Isopropyltoluene	ND	ug/kg	6.0	1	09/05/20 11:23	09/05/20 14:04	99-87-6	
Methylene Chloride	ND	ug/kg	24.0	1	09/05/20 11:23	09/05/20 14:04	75-09-2	
4-Methyl-2-pentanone (MIBK)	ND	ug/kg	60.1	1	09/05/20 11:23	09/05/20 14:04	108-10-1	
Methyl-tert-butyl ether	ND	ug/kg	6.0	1	09/05/20 11:23	09/05/20 14:04	1634-04-4	
Naphthalene	ND	ug/kg	6.0	1	09/05/20 11:23	09/05/20 14:04	91-20-3	
n-Propylbenzene	ND	ug/kg	6.0	1	09/05/20 11:23	09/05/20 14:04	103-65-1	
Styrene	ND	ug/kg	6.0	1	09/05/20 11:23	09/05/20 14:04	100-42-5	
1,1,1,2-Tetrachloroethane	ND	ug/kg	6.0	1	09/05/20 11:23	09/05/20 14:04	630-20-6	
1,1,2,2-Tetrachloroethane	ND	ug/kg	6.0	1	09/05/20 11:23	09/05/20 14:04	79-34-5	
Tetrachloroethene	ND	ug/kg	6.0	1	09/05/20 11:23	09/05/20 14:04	127-18-4	
Toluene	ND	ug/kg	6.0	1	09/05/20 11:23	09/05/20 14:04	108-88-3	IK
1,2,3-Trichlorobenzene	ND	ug/kg	6.0	1	09/05/20 11:23	09/05/20 14:04	87-61-6	
1,2,4-Trichlorobenzene	ND	ug/kg	6.0	1	09/05/20 11:23	09/05/20 14:04	120-82-1	
1,1,1-Trichloroethane	ND	ug/kg	6.0	1	09/05/20 11:23	09/05/20 14:04	71-55-6	
1,1,2-Trichloroethane	ND	ug/kg	6.0	1	09/05/20 11:23	09/05/20 14:04	79-00-5	
Trichloroethene	ND	ug/kg	6.0	1	09/05/20 11:23	09/05/20 14:04	79-01-6	
Trichlorofluoromethane	ND	ug/kg	6.0	1	09/05/20 11:23	09/05/20 14:04	75-69-4	
1,2,3-Trichloropropane	ND	ug/kg	6.0	1	09/05/20 11:23	09/05/20 14:04	96-18-4	
1,2,4-Trimethylbenzene	ND	ug/kg	6.0	1	09/05/20 11:23	09/05/20 14:04	95-63-6	
1,3,5-Trimethylbenzene	ND	ug/kg	6.0	1	09/05/20 11:23	09/05/20 14:04	108-67-8	
Vinyl acetate	ND	ug/kg	60.1	1	09/05/20 11:23	09/05/20 14:04	108-05-4	
Vinyl chloride	ND	ug/kg	12.0	1	09/05/20 11:23	09/05/20 14:04	75-01-4	
Xylene (Total)	ND	ug/kg	12.0	1	09/05/20 11:23	09/05/20 14:04	1330-20-7	
m&p-Xylene	ND	ug/kg	12.0	1	09/05/20 11:23	09/05/20 14:04	179601-23-1	
o-Xylene	ND	ug/kg	6.0	1	09/05/20 11:23	09/05/20 14:04	95-47-6	
Surrogates								
Toluene-d8 (S)	100	%	70-130	1	09/05/20 11:23	09/05/20 14:04	2037-26-5	
4-Bromofluorobenzene (S)	103	%	70-130	1	09/05/20 11:23	09/05/20 14:04	460-00-4	
1,2-Dichloroethane-d4 (S)	99	%	70-132	1	09/05/20 11:23	09/05/20 14:04	17060-07-0	
Percent Moisture	Analytical Method: ASTM D2974-87 Pace Analytical Services - Charlotte							
Percent Moisture	**15.3**	%	0.10	1		09/04/20 18:25		

REPORT OF LABORATORY ANALYSIS

This report shall not be reproduced, except in full,
without the written consent of Pace Analytical Services, LLC.

Pace Analytical Services, LLC
9800 Kincey Ave. Suite 100
Huntersville, NC 28078
(704)875-9092

ANALYTICAL RESULTS

Project: Colonial Pipeline (9/3-9/4 SL)
Pace Project No.: 92494208

Sample: BH-06 (22.5-25) **Lab ID: 92494208003** Collected: 09/03/20 15:45 Received: 09/04/20 17:30 Matrix: Solid

Results reported on a "wet-weight" basis

Parameters	Results	Units	Report Limit	DF	Prepared	Analyzed	CAS No.	Qual
Total Solids 2540 G-2011	Analytical Method: SM 2540G Preparation Method: SM 2540 G Pace National - Mt. Juliet							
Total Solids	**85.3**	%		1	09/08/20 08:57	09/08/20 09:03		

REPORT OF LABORATORY ANALYSIS

This report shall not be reproduced, except in full,
without the written consent of Pace Analytical Services, LLC.

Pace Analytical Services, LLC
9800 Kincey Ave. Suite 100
Huntersville, NC 28078
(704)875-9092

ANALYTICAL RESULTS

Project: Colonial Pipeline (9/3-9/4 SL)
Pace Project No.: 92494208

Sample: BH-06 (32.5-35) **Lab ID: 92494208004** Collected: 09/03/20 15:55 Received: 09/04/20 17:30 Matrix: Solid

Results reported on a "dry weight" basis and are adjusted for percent moisture, sample size and any dilutions.

Parameters	Results	Units	Report Limit	DF	Prepared	Analyzed	CAS No.	Qual
MADEPV	Analytical Method: MADEP VPH Preparation Method: MADEPV Pace National - Mt. Juliet							
Aliphatic (C05-C08)	ND	mg/kg	7.08	1.12	09/03/20 15:55	09/05/20 23:48		
Aliphatic (C09-C12)	ND	mg/kg	7.08	1.12	09/03/20 15:55	09/06/20 21:38		
Aromatic (C09-C10),Unadjusted	ND	mg/kg	7.08	1.12	09/03/20 15:55	09/06/20 21:38	TPHC9C10A	
Total VPH	ND	mg/kg	7.08	1.12	09/03/20 15:55	09/06/20 21:38	VPH	
Surrogates								
2,5-Dibromotoluene (FID)	91.4	%	70.0-130	1.12	09/03/20 15:55	09/05/20 23:48	615-59-8FID	
2,5-Dibromotoluene (FID)	91.7	%	70.0-130	1.12	09/03/20 15:55	09/06/20 21:38	615-59-8FID	
2,5-Dibromotoluene (PID)	87.3	%	70.0-130	1.12	09/03/20 15:55	09/05/20 23:48	615-59-8PID	
2,5-Dibromotoluene (PID)	85.6	%	70.0-130	1.12	09/03/20 15:55	09/06/20 21:38	615-59-8PID	
8260D/5035A/5030B Volatiles	Analytical Method: EPA 8260D Preparation Method: EPA 5035A/5030B Pace Analytical Services - Charlotte							
Acetone	ND	ug/kg	133	1	09/05/20 11:23	09/05/20 14:23	67-64-1	
Benzene	ND	ug/kg	6.7	1	09/05/20 11:23	09/05/20 14:23	71-43-2	
Bromobenzene	ND	ug/kg	6.7	1	09/05/20 11:23	09/05/20 14:23	108-86-1	
Bromochloromethane	ND	ug/kg	6.7	1	09/05/20 11:23	09/05/20 14:23	74-97-5	
Bromodichloromethane	ND	ug/kg	6.7	1	09/05/20 11:23	09/05/20 14:23	75-27-4	
Bromoform	ND	ug/kg	6.7	1	09/05/20 11:23	09/05/20 14:23	75-25-2	
Bromomethane	ND	ug/kg	13.3	1	09/05/20 11:23	09/05/20 14:23	74-83-9	
2-Butanone (MEK)	ND	ug/kg	133	1	09/05/20 11:23	09/05/20 14:23	78-93-3	
n-Butylbenzene	ND	ug/kg	6.7	1	09/05/20 11:23	09/05/20 14:23	104-51-8	
sec-Butylbenzene	ND	ug/kg	6.7	1	09/05/20 11:23	09/05/20 14:23	135-98-8	
tert-Butylbenzene	ND	ug/kg	6.7	1	09/05/20 11:23	09/05/20 14:23	98-06-6	
Carbon tetrachloride	ND	ug/kg	6.7	1	09/05/20 11:23	09/05/20 14:23	56-23-5	
Chlorobenzene	ND	ug/kg	6.7	1	09/05/20 11:23	09/05/20 14:23	108-90-7	
Chloroethane	ND	ug/kg	13.3	1	09/05/20 11:23	09/05/20 14:23	75-00-3	
Chloroform	ND	ug/kg	6.7	1	09/05/20 11:23	09/05/20 14:23	67-66-3	
Chloromethane	ND	ug/kg	13.3	1	09/05/20 11:23	09/05/20 14:23	74-87-3	v2
2-Chlorotoluene	ND	ug/kg	6.7	1	09/05/20 11:23	09/05/20 14:23	95-49-8	
4-Chlorotoluene	ND	ug/kg	6.7	1	09/05/20 11:23	09/05/20 14:23	106-43-4	
1,2-Dibromo-3-chloropropane	ND	ug/kg	6.7	1	09/05/20 11:23	09/05/20 14:23	96-12-8	
Dibromochloromethane	ND	ug/kg	6.7	1	09/05/20 11:23	09/05/20 14:23	124-48-1	
1,2-Dibromoethane (EDB)	ND	ug/kg	6.7	1	09/05/20 11:23	09/05/20 14:23	106-93-4	
Dibromomethane	ND	ug/kg	6.7	1	09/05/20 11:23	09/05/20 14:23	74-95-3	
1,2-Dichlorobenzene	ND	ug/kg	6.7	1	09/05/20 11:23	09/05/20 14:23	95-50-1	
1,3-Dichlorobenzene	ND	ug/kg	6.7	1	09/05/20 11:23	09/05/20 14:23	541-73-1	
1,4-Dichlorobenzene	ND	ug/kg	6.7	1	09/05/20 11:23	09/05/20 14:23	106-46-7	
Dichlorodifluoromethane	ND	ug/kg	13.3	1	09/05/20 11:23	09/05/20 14:23	75-71-8	
1,1-Dichloroethane	ND	ug/kg	6.7	1	09/05/20 11:23	09/05/20 14:23	75-34-3	
1,2-Dichloroethane	ND	ug/kg	6.7	1	09/05/20 11:23	09/05/20 14:23	107-06-2	
1,1-Dichloroethene	ND	ug/kg	6.7	1	09/05/20 11:23	09/05/20 14:23	75-35-4	
cis-1,2-Dichloroethene	ND	ug/kg	6.7	1	09/05/20 11:23	09/05/20 14:23	156-59-2	
trans-1,2-Dichloroethene	ND	ug/kg	6.7	1	09/05/20 11:23	09/05/20 14:23	156-60-5	
1,2-Dichloropropane	ND	ug/kg	6.7	1	09/05/20 11:23	09/05/20 14:23	78-87-5	
1,3-Dichloropropane	ND	ug/kg	6.7	1	09/05/20 11:23	09/05/20 14:23	142-28-9	

REPORT OF LABORATORY ANALYSIS

This report shall not be reproduced, except in full,
without the written consent of Pace Analytical Services, LLC.

Pace Analytical Services, LLC
9800 Kincey Ave. Suite 100
Huntersville, NC 28078
(704)875-9092

ANALYTICAL RESULTS

Project: Colonial Pipeline (9/3-9/4 SL)
Pace Project No.: 92494208

Sample: BH-06 (32.5-35) **Lab ID: 92494208004** Collected: 09/03/20 15:55 Received: 09/04/20 17:30 Matrix: Solid

Results reported on a "dry weight" basis and are adjusted for percent moisture, sample size and any dilutions.

Parameters	Results	Units	Report Limit	DF	Prepared	Analyzed	CAS No.	Qual
8260D/5035A/5030B Volatiles	Analytical Method: EPA 8260D Preparation Method: EPA 5035A/5030B Pace Analytical Services - Charlotte							
2,2-Dichloropropane	ND	ug/kg	6.7	1	09/05/20 11:23	09/05/20 14:23	594-20-7	
1,1-Dichloropropene	ND	ug/kg	6.7	1	09/05/20 11:23	09/05/20 14:23	563-58-6	
cis-1,3-Dichloropropene	ND	ug/kg	6.7	1	09/05/20 11:23	09/05/20 14:23	10061-01-5	
trans-1,3-Dichloropropene	ND	ug/kg	6.7	1	09/05/20 11:23	09/05/20 14:23	10061-02-6	
Diisopropyl ether	ND	ug/kg	6.7	1	09/05/20 11:23	09/05/20 14:23	108-20-3	
Ethylbenzene	ND	ug/kg	6.7	1	09/05/20 11:23	09/05/20 14:23	100-41-4	
Hexachloro-1,3-butadiene	ND	ug/kg	6.7	1	09/05/20 11:23	09/05/20 14:23	87-68-3	
2-Hexanone	ND	ug/kg	66.7	1	09/05/20 11:23	09/05/20 14:23	591-78-6	
Isopropylbenzene (Cumene)	ND	ug/kg	6.7	1	09/05/20 11:23	09/05/20 14:23	98-82-8	
p-Isopropyltoluene	ND	ug/kg	6.7	1	09/05/20 11:23	09/05/20 14:23	99-87-6	
Methylene Chloride	ND	ug/kg	26.7	1	09/05/20 11:23	09/05/20 14:23	75-09-2	
4-Methyl-2-pentanone (MIBK)	ND	ug/kg	66.7	1	09/05/20 11:23	09/05/20 14:23	108-10-1	
Methyl-tert-butyl ether	ND	ug/kg	6.7	1	09/05/20 11:23	09/05/20 14:23	1634-04-4	
Naphthalene	ND	ug/kg	6.7	1	09/05/20 11:23	09/05/20 14:23	91-20-3	
n-Propylbenzene	ND	ug/kg	6.7	1	09/05/20 11:23	09/05/20 14:23	103-65-1	
Styrene	ND	ug/kg	6.7	1	09/05/20 11:23	09/05/20 14:23	100-42-5	
1,1,1,2-Tetrachloroethane	ND	ug/kg	6.7	1	09/05/20 11:23	09/05/20 14:23	630-20-6	
1,1,2,2-Tetrachloroethane	ND	ug/kg	6.7	1	09/05/20 11:23	09/05/20 14:23	79-34-5	
Tetrachloroethene	ND	ug/kg	6.7	1	09/05/20 11:23	09/05/20 14:23	127-18-4	
Toluene	ND	ug/kg	6.7	1	09/05/20 11:23	09/05/20 14:23	108-88-3	IK
1,2,3-Trichlorobenzene	ND	ug/kg	6.7	1	09/05/20 11:23	09/05/20 14:23	87-61-6	
1,2,4-Trichlorobenzene	ND	ug/kg	6.7	1	09/05/20 11:23	09/05/20 14:23	120-82-1	
1,1,1-Trichloroethane	ND	ug/kg	6.7	1	09/05/20 11:23	09/05/20 14:23	71-55-6	
1,1,2-Trichloroethane	ND	ug/kg	6.7	1	09/05/20 11:23	09/05/20 14:23	79-00-5	
Trichloroethene	ND	ug/kg	6.7	1	09/05/20 11:23	09/05/20 14:23	79-01-6	
Trichlorofluoromethane	ND	ug/kg	6.7	1	09/05/20 11:23	09/05/20 14:23	75-69-4	
1,2,3-Trichloropropane	ND	ug/kg	6.7	1	09/05/20 11:23	09/05/20 14:23	96-18-4	
1,2,4-Trimethylbenzene	ND	ug/kg	6.7	1	09/05/20 11:23	09/05/20 14:23	95-63-6	
1,3,5-Trimethylbenzene	ND	ug/kg	6.7	1	09/05/20 11:23	09/05/20 14:23	108-67-8	
Vinyl acetate	ND	ug/kg	66.7	1	09/05/20 11:23	09/05/20 14:23	108-05-4	
Vinyl chloride	ND	ug/kg	13.3	1	09/05/20 11:23	09/05/20 14:23	75-01-4	
Xylene (Total)	ND	ug/kg	13.3	1	09/05/20 11:23	09/05/20 14:23	1330-20-7	
m&p-Xylene	ND	ug/kg	13.3	1	09/05/20 11:23	09/05/20 14:23	179601-23-1	
o-Xylene	ND	ug/kg	6.7	1	09/05/20 11:23	09/05/20 14:23	95-47-6	
Surrogates								
Toluene-d8 (S)	100	%	70-130	1	09/05/20 11:23	09/05/20 14:23	2037-26-5	
4-Bromofluorobenzene (S)	101	%	70-130	1	09/05/20 11:23	09/05/20 14:23	460-00-4	
1,2-Dichloroethane-d4 (S)	102	%	70-132	1	09/05/20 11:23	09/05/20 14:23	17060-07-0	
Percent Moisture	Analytical Method: ASTM D2974-87 Pace Analytical Services - Charlotte							
Percent Moisture	**13.3**	%	0.10	1		09/04/20 18:26		

REPORT OF LABORATORY ANALYSIS

This report shall not be reproduced, except in full,
without the written consent of Pace Analytical Services, LLC.

Pace Analytical Services, LLC
9800 Kincey Ave. Suite 100
Huntersville, NC 28078
(704)875-9092

ANALYTICAL RESULTS

Project: Colonial Pipeline (9/3-9/4 SL)
Pace Project No.: 92494208

Sample: BH-06 (32.5-35) **Lab ID: 92494208004** Collected: 09/03/20 15:55 Received: 09/04/20 17:30 Matrix: Solid

Results reported on a "wet-weight" basis

Parameters	Results	Units	Report Limit	DF	Prepared	Analyzed	CAS No.	Qual
Total Solids 2540 G-2011	Analytical Method: SM 2540G Preparation Method: SM 2540 G Pace National - Mt. Juliet							
Total Solids	**87.7**	%		1	09/08/20 08:57	09/08/20 09:03		

REPORT OF LABORATORY ANALYSIS

This report shall not be reproduced, except in full,
without the written consent of Pace Analytical Services, LLC.

Pace Analytical Services, LLC
9800 Kincey Ave. Suite 100
Huntersville, NC 28078
(704)875-9092

ANALYTICAL RESULTS

Project: Colonial Pipeline (9/3-9/4 SL)
Pace Project No.: 92494208

Sample: BH-07 (2.5-5) **Lab ID: 92494208005** Collected: 09/04/20 10:15 Received: 09/04/20 17:30 Matrix: Solid

Results reported on a "dry weight" basis and are adjusted for percent moisture, sample size and any dilutions.

Parameters	Results	Units	Report Limit	DF	Prepared	Analyzed	CAS No.	Qual
MADEPV	Analytical Method: MADEP VPH Preparation Method: MADEPV Pace National - Mt. Juliet							
Aliphatic (C05-C08)	ND	mg/kg	7.84	1	09/04/20 10:15	09/06/20 00:22		
Aliphatic (C09-C12)	ND	mg/kg	7.84	1	09/04/20 10:15	09/06/20 22:11		
Aromatic (C09-C10),Unadjusted	ND	mg/kg	7.84	1	09/04/20 10:15	09/06/20 22:11	TPHC9C10A	
Total VPH	ND	mg/kg	7.84	1	09/04/20 10:15	09/06/20 22:11	VPH	
Surrogates								
2,5-Dibromotoluene (FID)	91.0	%	70.0-130	1	09/04/20 10:15	09/06/20 00:22	615-59-8FID	
2,5-Dibromotoluene (FID)	95.3	%	70.0-130	1	09/04/20 10:15	09/06/20 22:11	615-59-8FID	
2,5-Dibromotoluene (PID)	88.8	%	70.0-130	1	09/04/20 10:15	09/06/20 00:22	615-59-8PID	
2,5-Dibromotoluene (PID)	88.3	%	70.0-130	1	09/04/20 10:15	09/06/20 22:11	615-59-8PID	
8260D/5035A/5030B Volatiles	Analytical Method: EPA 8260D Preparation Method: EPA 5035A/5030B Pace Analytical Services - Charlotte							
Acetone	ND	ug/kg	139	1	09/05/20 11:23	09/05/20 14:41	67-64-1	
Benzene	ND	ug/kg	7.0	1	09/05/20 11:23	09/05/20 14:41	71-43-2	
Bromobenzene	ND	ug/kg	7.0	1	09/05/20 11:23	09/05/20 14:41	108-86-1	
Bromochloromethane	ND	ug/kg	7.0	1	09/05/20 11:23	09/05/20 14:41	74-97-5	
Bromodichloromethane	ND	ug/kg	7.0	1	09/05/20 11:23	09/05/20 14:41	75-27-4	
Bromoform	ND	ug/kg	7.0	1	09/05/20 11:23	09/05/20 14:41	75-25-2	
Bromomethane	ND	ug/kg	13.9	1	09/05/20 11:23	09/05/20 14:41	74-83-9	
2-Butanone (MEK)	ND	ug/kg	139	1	09/05/20 11:23	09/05/20 14:41	78-93-3	
n-Butylbenzene	ND	ug/kg	7.0	1	09/05/20 11:23	09/05/20 14:41	104-51-8	
sec-Butylbenzene	ND	ug/kg	7.0	1	09/05/20 11:23	09/05/20 14:41	135-98-8	
tert-Butylbenzene	ND	ug/kg	7.0	1	09/05/20 11:23	09/05/20 14:41	98-06-6	
Carbon tetrachloride	ND	ug/kg	7.0	1	09/05/20 11:23	09/05/20 14:41	56-23-5	
Chlorobenzene	ND	ug/kg	7.0	1	09/05/20 11:23	09/05/20 14:41	108-90-7	
Chloroethane	ND	ug/kg	13.9	1	09/05/20 11:23	09/05/20 14:41	75-00-3	
Chloroform	ND	ug/kg	7.0	1	09/05/20 11:23	09/05/20 14:41	67-66-3	
Chloromethane	ND	ug/kg	13.9	1	09/05/20 11:23	09/05/20 14:41	74-87-3	v2
2-Chlorotoluene	ND	ug/kg	7.0	1	09/05/20 11:23	09/05/20 14:41	95-49-8	
4-Chlorotoluene	ND	ug/kg	7.0	1	09/05/20 11:23	09/05/20 14:41	106-43-4	
1,2-Dibromo-3-chloropropane	ND	ug/kg	7.0	1	09/05/20 11:23	09/05/20 14:41	96-12-8	
Dibromochloromethane	ND	ug/kg	7.0	1	09/05/20 11:23	09/05/20 14:41	124-48-1	
1,2-Dibromoethane (EDB)	ND	ug/kg	7.0	1	09/05/20 11:23	09/05/20 14:41	106-93-4	
Dibromomethane	ND	ug/kg	7.0	1	09/05/20 11:23	09/05/20 14:41	74-95-3	
1,2-Dichlorobenzene	ND	ug/kg	7.0	1	09/05/20 11:23	09/05/20 14:41	95-50-1	
1,3-Dichlorobenzene	ND	ug/kg	7.0	1	09/05/20 11:23	09/05/20 14:41	541-73-1	
1,4-Dichlorobenzene	ND	ug/kg	7.0	1	09/05/20 11:23	09/05/20 14:41	106-46-7	
Dichlorodifluoromethane	ND	ug/kg	13.9	1	09/05/20 11:23	09/05/20 14:41	75-71-8	
1,1-Dichloroethane	ND	ug/kg	7.0	1	09/05/20 11:23	09/05/20 14:41	75-34-3	
1,2-Dichloroethane	ND	ug/kg	7.0	1	09/05/20 11:23	09/05/20 14:41	107-06-2	
1,1-Dichloroethene	ND	ug/kg	7.0	1	09/05/20 11:23	09/05/20 14:41	75-35-4	
cis-1,2-Dichloroethene	ND	ug/kg	7.0	1	09/05/20 11:23	09/05/20 14:41	156-59-2	
trans-1,2-Dichloroethene	ND	ug/kg	7.0	1	09/05/20 11:23	09/05/20 14:41	156-60-5	
1,2-Dichloropropane	ND	ug/kg	7.0	1	09/05/20 11:23	09/05/20 14:41	78-87-5	
1,3-Dichloropropane	ND	ug/kg	7.0	1	09/05/20 11:23	09/05/20 14:41	142-28-9	

REPORT OF LABORATORY ANALYSIS

This report shall not be reproduced, except in full,
without the written consent of Pace Analytical Services, LLC.

Pace Analytical Services, LLC
9800 Kincey Ave. Suite 100
Huntersville, NC 28078
(704)875-9092

ANALYTICAL RESULTS

Project: Colonial Pipeline (9/3-9/4 SL)
Pace Project No.: 92494208

Sample: BH-07 (2.5-5) **Lab ID: 92494208005** Collected: 09/04/20 10:15 Received: 09/04/20 17:30 Matrix: Solid

Results reported on a "dry weight" basis and are adjusted for percent moisture, sample size and any dilutions.

Parameters	Results	Units	Report Limit	DF	Prepared	Analyzed	CAS No.	Qual
8260D/5035A/5030B Volatiles	Analytical Method: EPA 8260D Preparation Method: EPA 5035A/5030B Pace Analytical Services - Charlotte							
2,2-Dichloropropane	ND	ug/kg	7.0	1	09/05/20 11:23	09/05/20 14:41	594-20-7	
1,1-Dichloropropene	ND	ug/kg	7.0	1	09/05/20 11:23	09/05/20 14:41	563-58-6	
cis-1,3-Dichloropropene	ND	ug/kg	7.0	1	09/05/20 11:23	09/05/20 14:41	10061-01-5	
trans-1,3-Dichloropropene	ND	ug/kg	7.0	1	09/05/20 11:23	09/05/20 14:41	10061-02-6	
Diisopropyl ether	ND	ug/kg	7.0	1	09/05/20 11:23	09/05/20 14:41	108-20-3	
Ethylbenzene	ND	ug/kg	7.0	1	09/05/20 11:23	09/05/20 14:41	100-41-4	
Hexachloro-1,3-butadiene	ND	ug/kg	7.0	1	09/05/20 11:23	09/05/20 14:41	87-68-3	
2-Hexanone	ND	ug/kg	69.7	1	09/05/20 11:23	09/05/20 14:41	591-78-6	
Isopropylbenzene (Cumene)	ND	ug/kg	7.0	1	09/05/20 11:23	09/05/20 14:41	98-82-8	
p-Isopropyltoluene	ND	ug/kg	7.0	1	09/05/20 11:23	09/05/20 14:41	99-87-6	
Methylene Chloride	ND	ug/kg	27.9	1	09/05/20 11:23	09/05/20 14:41	75-09-2	
4-Methyl-2-pentanone (MIBK)	ND	ug/kg	69.7	1	09/05/20 11:23	09/05/20 14:41	108-10-1	
Methyl-tert-butyl ether	ND	ug/kg	7.0	1	09/05/20 11:23	09/05/20 14:41	1634-04-4	
Naphthalene	ND	ug/kg	7.0	1	09/05/20 11:23	09/05/20 14:41	91-20-3	
n-Propylbenzene	ND	ug/kg	7.0	1	09/05/20 11:23	09/05/20 14:41	103-65-1	
Styrene	ND	ug/kg	7.0	1	09/05/20 11:23	09/05/20 14:41	100-42-5	
1,1,1,2-Tetrachloroethane	ND	ug/kg	7.0	1	09/05/20 11:23	09/05/20 14:41	630-20-6	
1,1,2,2-Tetrachloroethane	ND	ug/kg	7.0	1	09/05/20 11:23	09/05/20 14:41	79-34-5	
Tetrachloroethene	ND	ug/kg	7.0	1	09/05/20 11:23	09/05/20 14:41	127-18-4	
Toluene	ND	ug/kg	7.0	1	09/05/20 11:23	09/05/20 14:41	108-88-3	IK
1,2,3-Trichlorobenzene	ND	ug/kg	7.0	1	09/05/20 11:23	09/05/20 14:41	87-61-6	
1,2,4-Trichlorobenzene	ND	ug/kg	7.0	1	09/05/20 11:23	09/05/20 14:41	120-82-1	
1,1,1-Trichloroethane	ND	ug/kg	7.0	1	09/05/20 11:23	09/05/20 14:41	71-55-6	
1,1,2-Trichloroethane	ND	ug/kg	7.0	1	09/05/20 11:23	09/05/20 14:41	79-00-5	
Trichloroethene	ND	ug/kg	7.0	1	09/05/20 11:23	09/05/20 14:41	79-01-6	
Trichlorofluoromethane	ND	ug/kg	7.0	1	09/05/20 11:23	09/05/20 14:41	75-69-4	
1,2,3-Trichloropropane	ND	ug/kg	7.0	1	09/05/20 11:23	09/05/20 14:41	96-18-4	
1,2,4-Trimethylbenzene	ND	ug/kg	7.0	1	09/05/20 11:23	09/05/20 14:41	95-63-6	
1,3,5-Trimethylbenzene	ND	ug/kg	7.0	1	09/05/20 11:23	09/05/20 14:41	108-67-8	
Vinyl acetate	ND	ug/kg	69.7	1	09/05/20 11:23	09/05/20 14:41	108-05-4	
Vinyl chloride	ND	ug/kg	13.9	1	09/05/20 11:23	09/05/20 14:41	75-01-4	
Xylene (Total)	ND	ug/kg	13.9	1	09/05/20 11:23	09/05/20 14:41	1330-20-7	
m&p-Xylene	ND	ug/kg	13.9	1	09/05/20 11:23	09/05/20 14:41	179601-23-1	
o-Xylene	ND	ug/kg	7.0	1	09/05/20 11:23	09/05/20 14:41	95-47-6	
Surrogates								
Toluene-d8 (S)	98	%	70-130	1	09/05/20 11:23	09/05/20 14:41	2037-26-5	
4-Bromofluorobenzene (S)	94	%	70-130	1	09/05/20 11:23	09/05/20 14:41	460-00-4	
1,2-Dichloroethane-d4 (S)	101	%	70-132	1	09/05/20 11:23	09/05/20 14:41	17060-07-0	
Percent Moisture	Analytical Method: ASTM D2974-87 Pace Analytical Services - Charlotte							
Percent Moisture	**19.4**	%	0.10	1		09/04/20 18:26		

REPORT OF LABORATORY ANALYSIS

This report shall not be reproduced, except in full,
without the written consent of Pace Analytical Services, LLC.

Pace Analytical Services, LLC
9800 Kincey Ave. Suite 100
Huntersville, NC 28078
(704)875-9092

ANALYTICAL RESULTS

Project: Colonial Pipeline (9/3-9/4 SL)
Pace Project No.: 92494208

Sample: BH-07 (2.5-5) **Lab ID: 92494208005** Collected: 09/04/20 10:15 Received: 09/04/20 17:30 Matrix: Solid

Results reported on a "wet-weight" basis

Parameters	Results	Units	Report Limit	DF	Prepared	Analyzed	CAS No.	Qual
Total Solids 2540 G-2011	Analytical Method: SM 2540G Preparation Method: SM 2540 G Pace National - Mt. Juliet							
Total Solids	**77.9**	%		1	09/08/20 08:57	09/08/20 09:03		

REPORT OF LABORATORY ANALYSIS

This report shall not be reproduced, except in full,
without the written consent of Pace Analytical Services, LLC.

Pace Analytical Services, LLC
9800 Kincey Ave. Suite 100
Huntersville, NC 28078
(704)875-9092

ANALYTICAL RESULTS

Project: Colonial Pipeline (9/3-9/4 SL)
Pace Project No.: 92494208

Sample: BH-07 (30-32.5) **Lab ID: 92494208006** Collected: 09/04/20 10:25 Received: 09/04/20 17:30 Matrix: Solid

Results reported on a "dry weight" basis and are adjusted for percent moisture, sample size and any dilutions.

Parameters	Results	Units	Report Limit	DF	Prepared	Analyzed	CAS No.	Qual
MADEPV	Analytical Method: MADEP VPH Preparation Method: MADEPV Pace National - Mt. Juliet							
Aliphatic (C05-C08)	ND	mg/kg	8.02	1.29	09/04/20 10:25	09/06/20 00:55		
Aliphatic (C09-C12)	ND	mg/kg	8.02	1.29	09/04/20 10:25	09/06/20 22:45		
Aromatic (C09-C10),Unadjusted	ND	mg/kg	8.02	1.29	09/04/20 10:25	09/06/20 22:45	TPHC9C10A	
Total VPH	ND	mg/kg	8.02	1.29	09/04/20 10:25	09/06/20 22:45	VPH	
Surrogates								
2,5-Dibromotoluene (FID)	93.3	%	70.0-130	1.29	09/04/20 10:25	09/06/20 00:55	615-59-8FID	
2,5-Dibromotoluene (FID)	94.4	%	70.0-130	1.29	09/04/20 10:25	09/06/20 22:45	615-59-8FID	
2,5-Dibromotoluene (PID)	88.6	%	70.0-130	1.29	09/04/20 10:25	09/06/20 00:55	615-59-8PID	
2,5-Dibromotoluene (PID)	87.9	%	70.0-130	1.29	09/04/20 10:25	09/06/20 22:45	615-59-8PID	
8260D/5035A/5030B Volatiles	Analytical Method: EPA 8260D Preparation Method: EPA 5035A/5030B Pace Analytical Services - Charlotte							
Acetone	ND	ug/kg	127	1	09/05/20 11:23	09/05/20 14:59	67-64-1	
Benzene	ND	ug/kg	6.3	1	09/05/20 11:23	09/05/20 14:59	71-43-2	
Bromobenzene	ND	ug/kg	6.3	1	09/05/20 11:23	09/05/20 14:59	108-86-1	
Bromochloromethane	ND	ug/kg	6.3	1	09/05/20 11:23	09/05/20 14:59	74-97-5	
Bromodichloromethane	ND	ug/kg	6.3	1	09/05/20 11:23	09/05/20 14:59	75-27-4	
Bromoform	ND	ug/kg	6.3	1	09/05/20 11:23	09/05/20 14:59	75-25-2	
Bromomethane	ND	ug/kg	12.7	1	09/05/20 11:23	09/05/20 14:59	74-83-9	
2-Butanone (MEK)	ND	ug/kg	127	1	09/05/20 11:23	09/05/20 14:59	78-93-3	
n-Butylbenzene	ND	ug/kg	6.3	1	09/05/20 11:23	09/05/20 14:59	104-51-8	
sec-Butylbenzene	ND	ug/kg	6.3	1	09/05/20 11:23	09/05/20 14:59	135-98-8	
tert-Butylbenzene	ND	ug/kg	6.3	1	09/05/20 11:23	09/05/20 14:59	98-06-6	
Carbon tetrachloride	ND	ug/kg	6.3	1	09/05/20 11:23	09/05/20 14:59	56-23-5	
Chlorobenzene	ND	ug/kg	6.3	1	09/05/20 11:23	09/05/20 14:59	108-90-7	
Chloroethane	ND	ug/kg	12.7	1	09/05/20 11:23	09/05/20 14:59	75-00-3	
Chloroform	ND	ug/kg	6.3	1	09/05/20 11:23	09/05/20 14:59	67-66-3	
Chloromethane	ND	ug/kg	12.7	1	09/05/20 11:23	09/05/20 14:59	74-87-3	v2
2-Chlorotoluene	ND	ug/kg	6.3	1	09/05/20 11:23	09/05/20 14:59	95-49-8	
4-Chlorotoluene	ND	ug/kg	6.3	1	09/05/20 11:23	09/05/20 14:59	106-43-4	
1,2-Dibromo-3-chloropropane	ND	ug/kg	6.3	1	09/05/20 11:23	09/05/20 14:59	96-12-8	
Dibromochloromethane	ND	ug/kg	6.3	1	09/05/20 11:23	09/05/20 14:59	124-48-1	
1,2-Dibromoethane (EDB)	ND	ug/kg	6.3	1	09/05/20 11:23	09/05/20 14:59	106-93-4	
Dibromomethane	ND	ug/kg	6.3	1	09/05/20 11:23	09/05/20 14:59	74-95-3	
1,2-Dichlorobenzene	ND	ug/kg	6.3	1	09/05/20 11:23	09/05/20 14:59	95-50-1	
1,3-Dichlorobenzene	ND	ug/kg	6.3	1	09/05/20 11:23	09/05/20 14:59	541-73-1	
1,4-Dichlorobenzene	ND	ug/kg	6.3	1	09/05/20 11:23	09/05/20 14:59	106-46-7	
Dichlorodifluoromethane	ND	ug/kg	12.7	1	09/05/20 11:23	09/05/20 14:59	75-71-8	
1,1-Dichloroethane	ND	ug/kg	6.3	1	09/05/20 11:23	09/05/20 14:59	75-34-3	
1,2-Dichloroethane	ND	ug/kg	6.3	1	09/05/20 11:23	09/05/20 14:59	107-06-2	
1,1-Dichloroethene	ND	ug/kg	6.3	1	09/05/20 11:23	09/05/20 14:59	75-35-4	
cis-1,2-Dichloroethene	ND	ug/kg	6.3	1	09/05/20 11:23	09/05/20 14:59	156-59-2	
trans-1,2-Dichloroethene	ND	ug/kg	6.3	1	09/05/20 11:23	09/05/20 14:59	156-60-5	
1,2-Dichloropropane	ND	ug/kg	6.3	1	09/05/20 11:23	09/05/20 14:59	78-87-5	
1,3-Dichloropropane	ND	ug/kg	6.3	1	09/05/20 11:23	09/05/20 14:59	142-28-9	

REPORT OF LABORATORY ANALYSIS

This report shall not be reproduced, except in full,
without the written consent of Pace Analytical Services, LLC.

Pace Analytical Services, LLC
9800 Kincey Ave. Suite 100
Huntersville, NC 28078
(704)875-9092

ANALYTICAL RESULTS

Project: Colonial Pipeline (9/3-9/4 SL)
Pace Project No.: 92494208

Sample: BH-07 (30-32.5) **Lab ID: 92494208006** Collected: 09/04/20 10:25 Received: 09/04/20 17:30 Matrix: Solid

Results reported on a "dry weight" basis and are adjusted for percent moisture, sample size and any dilutions.

Parameters	Results	Units	Report Limit	DF	Prepared	Analyzed	CAS No.	Qual
8260D/5035A/5030B Volatiles	Analytical Method: EPA 8260D Preparation Method: EPA 5035A/5030B Pace Analytical Services - Charlotte							
2,2-Dichloropropane	ND	ug/kg	6.3	1	09/05/20 11:23	09/05/20 14:59	594-20-7	
1,1-Dichloropropene	ND	ug/kg	6.3	1	09/05/20 11:23	09/05/20 14:59	563-58-6	
cis-1,3-Dichloropropene	ND	ug/kg	6.3	1	09/05/20 11:23	09/05/20 14:59	10061-01-5	
trans-1,3-Dichloropropene	ND	ug/kg	6.3	1	09/05/20 11:23	09/05/20 14:59	10061-02-6	
Diisopropyl ether	ND	ug/kg	6.3	1	09/05/20 11:23	09/05/20 14:59	108-20-3	
Ethylbenzene	ND	ug/kg	6.3	1	09/05/20 11:23	09/05/20 14:59	100-41-4	
Hexachloro-1,3-butadiene	ND	ug/kg	6.3	1	09/05/20 11:23	09/05/20 14:59	87-68-3	
2-Hexanone	ND	ug/kg	63.3	1	09/05/20 11:23	09/05/20 14:59	591-78-6	
Isopropylbenzene (Cumene)	ND	ug/kg	6.3	1	09/05/20 11:23	09/05/20 14:59	98-82-8	
p-Isopropyltoluene	ND	ug/kg	6.3	1	09/05/20 11:23	09/05/20 14:59	99-87-6	
Methylene Chloride	ND	ug/kg	25.3	1	09/05/20 11:23	09/05/20 14:59	75-09-2	
4-Methyl-2-pentanone (MIBK)	ND	ug/kg	63.3	1	09/05/20 11:23	09/05/20 14:59	108-10-1	
Methyl-tert-butyl ether	ND	ug/kg	6.3	1	09/05/20 11:23	09/05/20 14:59	1634-04-4	
Naphthalene	ND	ug/kg	6.3	1	09/05/20 11:23	09/05/20 14:59	91-20-3	
n-Propylbenzene	ND	ug/kg	6.3	1	09/05/20 11:23	09/05/20 14:59	103-65-1	
Styrene	ND	ug/kg	6.3	1	09/05/20 11:23	09/05/20 14:59	100-42-5	
1,1,1,2-Tetrachloroethane	ND	ug/kg	6.3	1	09/05/20 11:23	09/05/20 14:59	630-20-6	
1,1,2,2-Tetrachloroethane	ND	ug/kg	6.3	1	09/05/20 11:23	09/05/20 14:59	79-34-5	
Tetrachloroethene	ND	ug/kg	6.3	1	09/05/20 11:23	09/05/20 14:59	127-18-4	
Toluene	ND	ug/kg	6.3	1	09/05/20 11:23	09/05/20 14:59	108-88-3	IK
1,2,3-Trichlorobenzene	ND	ug/kg	6.3	1	09/05/20 11:23	09/05/20 14:59	87-61-6	
1,2,4-Trichlorobenzene	ND	ug/kg	6.3	1	09/05/20 11:23	09/05/20 14:59	120-82-1	
1,1,1-Trichloroethane	ND	ug/kg	6.3	1	09/05/20 11:23	09/05/20 14:59	71-55-6	
1,1,2-Trichloroethane	ND	ug/kg	6.3	1	09/05/20 11:23	09/05/20 14:59	79-00-5	
Trichloroethene	ND	ug/kg	6.3	1	09/05/20 11:23	09/05/20 14:59	79-01-6	
Trichlorofluoromethane	ND	ug/kg	6.3	1	09/05/20 11:23	09/05/20 14:59	75-69-4	
1,2,3-Trichloropropane	ND	ug/kg	6.3	1	09/05/20 11:23	09/05/20 14:59	96-18-4	
1,2,4-Trimethylbenzene	ND	ug/kg	6.3	1	09/05/20 11:23	09/05/20 14:59	95-63-6	
1,3,5-Trimethylbenzene	ND	ug/kg	6.3	1	09/05/20 11:23	09/05/20 14:59	108-67-8	
Vinyl acetate	ND	ug/kg	63.3	1	09/05/20 11:23	09/05/20 14:59	108-05-4	
Vinyl chloride	ND	ug/kg	12.7	1	09/05/20 11:23	09/05/20 14:59	75-01-4	
Xylene (Total)	ND	ug/kg	12.7	1	09/05/20 11:23	09/05/20 14:59	1330-20-7	
m&p-Xylene	ND	ug/kg	12.7	1	09/05/20 11:23	09/05/20 14:59	179601-23-1	
o-Xylene	ND	ug/kg	6.3	1	09/05/20 11:23	09/05/20 14:59	95-47-6	
Surrogates								
Toluene-d8 (S)	98	%	70-130	1	09/05/20 11:23	09/05/20 14:59	2037-26-5	
4-Bromofluorobenzene (S)	95	%	70-130	1	09/05/20 11:23	09/05/20 14:59	460-00-4	
1,2-Dichloroethane-d4 (S)	100	%	70-132	1	09/05/20 11:23	09/05/20 14:59	17060-07-0	
Percent Moisture	Analytical Method: ASTM D2974-87 Pace Analytical Services - Charlotte							
Percent Moisture	**12.8**	%	0.10	1		09/04/20 18:26		

REPORT OF LABORATORY ANALYSIS

This report shall not be reproduced, except in full,
without the written consent of Pace Analytical Services, LLC.

Pace Analytical Services, LLC
9800 Kincey Ave. Suite 100
Huntersville, NC 28078
(704)875-9092

ANALYTICAL RESULTS

Project: Colonial Pipeline (9/3-9/4 SL)
Pace Project No.: 92494208

Sample: BH-07 (30-32.5) **Lab ID: 92494208006** Collected: 09/04/20 10:25 Received: 09/04/20 17:30 Matrix: Solid

Results reported on a "wet-weight" basis

Parameters	Results	Units	Report Limit	DF	Prepared	Analyzed	CAS No.	Qual
Total Solids 2540 G-2011	Analytical Method: SM 2540G Preparation Method: SM 2540 G Pace National - Mt. Juliet							
Total Solids	**87.9**	%		1	09/08/20 08:57	09/08/20 09:03		

REPORT OF LABORATORY ANALYSIS

This report shall not be reproduced, except in full,
without the written consent of Pace Analytical Services, LLC.

Pace Analytical Services, LLC
9800 Kincey Ave. Suite 100
Huntersville, NC 28078
(704)875-9092

ANALYTICAL RESULTS

Project: Colonial Pipeline (9/3-9/4 SL)
Pace Project No.: 92494208

Sample: BH-08 (20-22.5) **Lab ID: 92494208007** Collected: 09/04/20 14:40 Received: 09/04/20 17:30 Matrix: Solid

Results reported on a "dry weight" basis and are adjusted for percent moisture, sample size and any dilutions.

Parameters	Results	Units	Report Limit	DF	Prepared	Analyzed	CAS No.	Qual
MADEPV	Analytical Method: MADEP VPH Preparation Method: MADEPV Pace National - Mt. Juliet							
Aliphatic (C05-C08)	ND	mg/kg	7.03	1.07	09/04/20 14:40	09/06/20 01:28		
Aliphatic (C09-C12)	ND	mg/kg	7.03	1.07	09/04/20 14:40	09/06/20 23:17		
Aromatic (C09-C10),Unadjusted	ND	mg/kg	7.03	1.07	09/04/20 14:40	09/06/20 23:17	TPHC9C10A	
Total VPH	ND	mg/kg	7.03	1.07	09/04/20 14:40	09/06/20 23:17	VPH	
Surrogates								
2,5-Dibromotoluene (FID)	90.6	%	70.0-130	1.07	09/04/20 14:40	09/06/20 01:28	615-59-8FID	
2,5-Dibromotoluene (FID)	91.9	%	70.0-130	1.07	09/04/20 14:40	09/06/20 23:17	615-59-8FID	
2,5-Dibromotoluene (PID)	89.3	%	70.0-130	1.07	09/04/20 14:40	09/06/20 01:28	615-59-8PID	
2,5-Dibromotoluene (PID)	85.6	%	70.0-130	1.07	09/04/20 14:40	09/06/20 23:17	615-59-8PID	
8260D/5035A/5030B Volatiles	Analytical Method: EPA 8260D Preparation Method: EPA 5035A/5030B Pace Analytical Services - Charlotte							
Acetone	ND	ug/kg	120	1	09/05/20 11:23	09/05/20 15:18	67-64-1	
Benzene	ND	ug/kg	6.0	1	09/05/20 11:23	09/05/20 15:18	71-43-2	
Bromobenzene	ND	ug/kg	6.0	1	09/05/20 11:23	09/05/20 15:18	108-86-1	
Bromochloromethane	ND	ug/kg	6.0	1	09/05/20 11:23	09/05/20 15:18	74-97-5	
Bromodichloromethane	ND	ug/kg	6.0	1	09/05/20 11:23	09/05/20 15:18	75-27-4	
Bromoform	ND	ug/kg	6.0	1	09/05/20 11:23	09/05/20 15:18	75-25-2	
Bromomethane	ND	ug/kg	12.0	1	09/05/20 11:23	09/05/20 15:18	74-83-9	
2-Butanone (MEK)	ND	ug/kg	120	1	09/05/20 11:23	09/05/20 15:18	78-93-3	
n-Butylbenzene	ND	ug/kg	6.0	1	09/05/20 11:23	09/05/20 15:18	104-51-8	
sec-Butylbenzene	ND	ug/kg	6.0	1	09/05/20 11:23	09/05/20 15:18	135-98-8	
tert-Butylbenzene	ND	ug/kg	6.0	1	09/05/20 11:23	09/05/20 15:18	98-06-6	
Carbon tetrachloride	ND	ug/kg	6.0	1	09/05/20 11:23	09/05/20 15:18	56-23-5	
Chlorobenzene	ND	ug/kg	6.0	1	09/05/20 11:23	09/05/20 15:18	108-90-7	
Chloroethane	ND	ug/kg	12.0	1	09/05/20 11:23	09/05/20 15:18	75-00-3	
Chloroform	ND	ug/kg	6.0	1	09/05/20 11:23	09/05/20 15:18	67-66-3	
Chloromethane	ND	ug/kg	12.0	1	09/05/20 11:23	09/05/20 15:18	74-87-3	v2
2-Chlorotoluene	ND	ug/kg	6.0	1	09/05/20 11:23	09/05/20 15:18	95-49-8	
4-Chlorotoluene	ND	ug/kg	6.0	1	09/05/20 11:23	09/05/20 15:18	106-43-4	
1,2-Dibromo-3-chloropropane	ND	ug/kg	6.0	1	09/05/20 11:23	09/05/20 15:18	96-12-8	
Dibromochloromethane	ND	ug/kg	6.0	1	09/05/20 11:23	09/05/20 15:18	124-48-1	
1,2-Dibromoethane (EDB)	ND	ug/kg	6.0	1	09/05/20 11:23	09/05/20 15:18	106-93-4	
Dibromomethane	ND	ug/kg	6.0	1	09/05/20 11:23	09/05/20 15:18	74-95-3	
1,2-Dichlorobenzene	ND	ug/kg	6.0	1	09/05/20 11:23	09/05/20 15:18	95-50-1	
1,3-Dichlorobenzene	ND	ug/kg	6.0	1	09/05/20 11:23	09/05/20 15:18	541-73-1	
1,4-Dichlorobenzene	ND	ug/kg	6.0	1	09/05/20 11:23	09/05/20 15:18	106-46-7	
Dichlorodifluoromethane	ND	ug/kg	12.0	1	09/05/20 11:23	09/05/20 15:18	75-71-8	
1,1-Dichloroethane	ND	ug/kg	6.0	1	09/05/20 11:23	09/05/20 15:18	75-34-3	
1,2-Dichloroethane	ND	ug/kg	6.0	1	09/05/20 11:23	09/05/20 15:18	107-06-2	
1,1-Dichloroethene	ND	ug/kg	6.0	1	09/05/20 11:23	09/05/20 15:18	75-35-4	
cis-1,2-Dichloroethene	ND	ug/kg	6.0	1	09/05/20 11:23	09/05/20 15:18	156-59-2	
trans-1,2-Dichloroethene	ND	ug/kg	6.0	1	09/05/20 11:23	09/05/20 15:18	156-60-5	
1,2-Dichloropropane	ND	ug/kg	6.0	1	09/05/20 11:23	09/05/20 15:18	78-87-5	
1,3-Dichloropropane	ND	ug/kg	6.0	1	09/05/20 11:23	09/05/20 15:18	142-28-9	

REPORT OF LABORATORY ANALYSIS

This report shall not be reproduced, except in full,
without the written consent of Pace Analytical Services, LLC.

Pace Analytical Services, LLC
9800 Kincey Ave. Suite 100
Huntersville, NC 28078
(704)875-9092

ANALYTICAL RESULTS

Project: Colonial Pipeline (9/3-9/4 SL)
Pace Project No.: 92494208

Sample: BH-08 (20-22.5) **Lab ID: 92494208007** Collected: 09/04/20 14:40 Received: 09/04/20 17:30 Matrix: Solid

Results reported on a "dry weight" basis and are adjusted for percent moisture, sample size and any dilutions.

Parameters	Results	Units	Report Limit	DF	Prepared	Analyzed	CAS No.	Qual
8260D/5035A/5030B Volatiles	Analytical Method: EPA 8260D Preparation Method: EPA 5035A/5030B Pace Analytical Services - Charlotte							
2,2-Dichloropropane	ND	ug/kg	6.0	1	09/05/20 11:23	09/05/20 15:18	594-20-7	
1,1-Dichloropropene	ND	ug/kg	6.0	1	09/05/20 11:23	09/05/20 15:18	563-58-6	
cis-1,3-Dichloropropene	ND	ug/kg	6.0	1	09/05/20 11:23	09/05/20 15:18	10061-01-5	
trans-1,3-Dichloropropene	ND	ug/kg	6.0	1	09/05/20 11:23	09/05/20 15:18	10061-02-6	
Diisopropyl ether	ND	ug/kg	6.0	1	09/05/20 11:23	09/05/20 15:18	108-20-3	
Ethylbenzene	ND	ug/kg	6.0	1	09/05/20 11:23	09/05/20 15:18	100-41-4	
Hexachloro-1,3-butadiene	ND	ug/kg	6.0	1	09/05/20 11:23	09/05/20 15:18	87-68-3	
2-Hexanone	ND	ug/kg	59.8	1	09/05/20 11:23	09/05/20 15:18	591-78-6	
Isopropylbenzene (Cumene)	ND	ug/kg	6.0	1	09/05/20 11:23	09/05/20 15:18	98-82-8	
p-Isopropyltoluene	ND	ug/kg	6.0	1	09/05/20 11:23	09/05/20 15:18	99-87-6	
Methylene Chloride	ND	ug/kg	23.9	1	09/05/20 11:23	09/05/20 15:18	75-09-2	
4-Methyl-2-pentanone (MIBK)	ND	ug/kg	59.8	1	09/05/20 11:23	09/05/20 15:18	108-10-1	
Methyl-tert-butyl ether	ND	ug/kg	6.0	1	09/05/20 11:23	09/05/20 15:18	1634-04-4	
Naphthalene	ND	ug/kg	6.0	1	09/05/20 11:23	09/05/20 15:18	91-20-3	
n-Propylbenzene	ND	ug/kg	6.0	1	09/05/20 11:23	09/05/20 15:18	103-65-1	
Styrene	ND	ug/kg	6.0	1	09/05/20 11:23	09/05/20 15:18	100-42-5	
1,1,1,2-Tetrachloroethane	ND	ug/kg	6.0	1	09/05/20 11:23	09/05/20 15:18	630-20-6	
1,1,2,2-Tetrachloroethane	ND	ug/kg	6.0	1	09/05/20 11:23	09/05/20 15:18	79-34-5	
Tetrachloroethene	ND	ug/kg	6.0	1	09/05/20 11:23	09/05/20 15:18	127-18-4	
Toluene	ND	ug/kg	6.0	1	09/05/20 11:23	09/05/20 15:18	108-88-3	IK
1,2,3-Trichlorobenzene	ND	ug/kg	6.0	1	09/05/20 11:23	09/05/20 15:18	87-61-6	
1,2,4-Trichlorobenzene	ND	ug/kg	6.0	1	09/05/20 11:23	09/05/20 15:18	120-82-1	
1,1,1-Trichloroethane	ND	ug/kg	6.0	1	09/05/20 11:23	09/05/20 15:18	71-55-6	
1,1,2-Trichloroethane	ND	ug/kg	6.0	1	09/05/20 11:23	09/05/20 15:18	79-00-5	
Trichloroethene	ND	ug/kg	6.0	1	09/05/20 11:23	09/05/20 15:18	79-01-6	
Trichlorofluoromethane	ND	ug/kg	6.0	1	09/05/20 11:23	09/05/20 15:18	75-69-4	
1,2,3-Trichloropropane	ND	ug/kg	6.0	1	09/05/20 11:23	09/05/20 15:18	96-18-4	
1,2,4-Trimethylbenzene	ND	ug/kg	6.0	1	09/05/20 11:23	09/05/20 15:18	95-63-6	
1,3,5-Trimethylbenzene	ND	ug/kg	6.0	1	09/05/20 11:23	09/05/20 15:18	108-67-8	
Vinyl acetate	ND	ug/kg	59.8	1	09/05/20 11:23	09/05/20 15:18	108-05-4	
Vinyl chloride	ND	ug/kg	12.0	1	09/05/20 11:23	09/05/20 15:18	75-01-4	
Xylene (Total)	ND	ug/kg	12.0	1	09/05/20 11:23	09/05/20 15:18	1330-20-7	
m&p-Xylene	ND	ug/kg	12.0	1	09/05/20 11:23	09/05/20 15:18	179601-23-1	
o-Xylene	ND	ug/kg	6.0	1	09/05/20 11:23	09/05/20 15:18	95-47-6	
Surrogates								
Toluene-d8 (S)	105	%	70-130	1	09/05/20 11:23	09/05/20 15:18	2037-26-5	
4-Bromofluorobenzene (S)	103	%	70-130	1	09/05/20 11:23	09/05/20 15:18	460-00-4	
1,2-Dichloroethane-d4 (S)	103	%	70-132	1	09/05/20 11:23	09/05/20 15:18	17060-07-0	
Percent Moisture	Analytical Method: ASTM D2974-87 Pace Analytical Services - Charlotte							
Percent Moisture	**14.7**	%	0.10	1		09/04/20 18:26		

REPORT OF LABORATORY ANALYSIS

This report shall not be reproduced, except in full,
without the written consent of Pace Analytical Services, LLC.

Pace Analytical Services, LLC
9800 Kincey Ave. Suite 100
Huntersville, NC 28078
(704)875-9092

ANALYTICAL RESULTS

Project: Colonial Pipeline (9/3-9/4 SL)
Pace Project No.: 92494208

Sample: BH-08 (20-22.5) **Lab ID: 92494208007** Collected: 09/04/20 14:40 Received: 09/04/20 17:30 Matrix: Solid

Results reported on a "wet-weight" basis

Parameters	Results	Units	Report Limit	DF	Prepared	Analyzed	CAS No.	Qual
Total Solids 2540 G-2011	Analytical Method: SM 2540G Preparation Method: SM 2540 G Pace National - Mt. Juliet							
Total Solids	**86.0**	%		1	09/08/20 08:57	09/08/20 09:03		

REPORT OF LABORATORY ANALYSIS

This report shall not be reproduced, except in full,
without the written consent of Pace Analytical Services, LLC.

Pace Analytical Services, LLC
9800 Kincey Ave. Suite 100
Huntersville, NC 28078
(704)875-9092

ANALYTICAL RESULTS

Project: Colonial Pipeline (9/3-9/4 SL)
Pace Project No.: 92494208

Sample: BH-08 (22.5-25) **Lab ID: 92494208008** Collected: 09/04/20 14:50 Received: 09/04/20 17:30 Matrix: Solid

Results reported on a "dry weight" basis and are adjusted for percent moisture, sample size and any dilutions.

Parameters	Results	Units	Report Limit	DF	Prepared	Analyzed	CAS No.	Qual
MADEPV	Analytical Method: MADEP VPH Preparation Method: MADEPV Pace National - Mt. Juliet							
Aliphatic (C05-C08)	ND	mg/kg	6.57	1	09/04/20 14:50	09/06/20 02:01		
Aliphatic (C09-C12)	ND	mg/kg	6.57	1	09/04/20 14:50	09/06/20 23:51		
Aromatic (C09-C10),Unadjusted	ND	mg/kg	6.57	1	09/04/20 14:50	09/06/20 23:51	TPHC9C10A	
Total VPH	ND	mg/kg	6.57	1	09/04/20 14:50	09/06/20 23:51	VPH	
Surrogates								
2,5-Dibromotoluene (FID)	93.6	%	70.0-130	1	09/04/20 14:50	09/06/20 02:01	615-59-8FID	
2,5-Dibromotoluene (FID)	94.4	%	70.0-130	1	09/04/20 14:50	09/06/20 23:51	615-59-8FID	
2,5-Dibromotoluene (PID)	88.3	%	70.0-130	1	09/04/20 14:50	09/06/20 02:01	615-59-8PID	
2,5-Dibromotoluene (PID)	88.3	%	70.0-130	1	09/04/20 14:50	09/06/20 23:51	615-59-8PID	
8260D/5035A/5030B Volatiles	Analytical Method: EPA 8260D Preparation Method: EPA 5035A/5030B Pace Analytical Services - Charlotte							
Acetone	ND	ug/kg	121	1	09/05/20 11:23	09/05/20 15:36	67-64-1	
Benzene	ND	ug/kg	6.0	1	09/05/20 11:23	09/05/20 15:36	71-43-2	
Bromobenzene	ND	ug/kg	6.0	1	09/05/20 11:23	09/05/20 15:36	108-86-1	
Bromochloromethane	ND	ug/kg	6.0	1	09/05/20 11:23	09/05/20 15:36	74-97-5	
Bromodichloromethane	ND	ug/kg	6.0	1	09/05/20 11:23	09/05/20 15:36	75-27-4	
Bromoform	ND	ug/kg	6.0	1	09/05/20 11:23	09/05/20 15:36	75-25-2	
Bromomethane	ND	ug/kg	12.1	1	09/05/20 11:23	09/05/20 15:36	74-83-9	
2-Butanone (MEK)	ND	ug/kg	121	1	09/05/20 11:23	09/05/20 15:36	78-93-3	
n-Butylbenzene	ND	ug/kg	6.0	1	09/05/20 11:23	09/05/20 15:36	104-51-8	
sec-Butylbenzene	ND	ug/kg	6.0	1	09/05/20 11:23	09/05/20 15:36	135-98-8	
tert-Butylbenzene	ND	ug/kg	6.0	1	09/05/20 11:23	09/05/20 15:36	98-06-6	
Carbon tetrachloride	ND	ug/kg	6.0	1	09/05/20 11:23	09/05/20 15:36	56-23-5	
Chlorobenzene	ND	ug/kg	6.0	1	09/05/20 11:23	09/05/20 15:36	108-90-7	
Chloroethane	ND	ug/kg	12.1	1	09/05/20 11:23	09/05/20 15:36	75-00-3	
Chloroform	ND	ug/kg	6.0	1	09/05/20 11:23	09/05/20 15:36	67-66-3	
Chloromethane	ND	ug/kg	12.1	1	09/05/20 11:23	09/05/20 15:36	74-87-3	v2
2-Chlorotoluene	ND	ug/kg	6.0	1	09/05/20 11:23	09/05/20 15:36	95-49-8	
4-Chlorotoluene	ND	ug/kg	6.0	1	09/05/20 11:23	09/05/20 15:36	106-43-4	
1,2-Dibromo-3-chloropropane	ND	ug/kg	6.0	1	09/05/20 11:23	09/05/20 15:36	96-12-8	
Dibromochloromethane	ND	ug/kg	6.0	1	09/05/20 11:23	09/05/20 15:36	124-48-1	
1,2-Dibromoethane (EDB)	ND	ug/kg	6.0	1	09/05/20 11:23	09/05/20 15:36	106-93-4	
Dibromomethane	ND	ug/kg	6.0	1	09/05/20 11:23	09/05/20 15:36	74-95-3	
1,2-Dichlorobenzene	ND	ug/kg	6.0	1	09/05/20 11:23	09/05/20 15:36	95-50-1	
1,3-Dichlorobenzene	ND	ug/kg	6.0	1	09/05/20 11:23	09/05/20 15:36	541-73-1	
1,4-Dichlorobenzene	ND	ug/kg	6.0	1	09/05/20 11:23	09/05/20 15:36	106-46-7	
Dichlorodifluoromethane	ND	ug/kg	12.1	1	09/05/20 11:23	09/05/20 15:36	75-71-8	
1,1-Dichloroethane	ND	ug/kg	6.0	1	09/05/20 11:23	09/05/20 15:36	75-34-3	
1,2-Dichloroethane	ND	ug/kg	6.0	1	09/05/20 11:23	09/05/20 15:36	107-06-2	
1,1-Dichloroethene	ND	ug/kg	6.0	1	09/05/20 11:23	09/05/20 15:36	75-35-4	
cis-1,2-Dichloroethene	ND	ug/kg	6.0	1	09/05/20 11:23	09/05/20 15:36	156-59-2	
trans-1,2-Dichloroethene	ND	ug/kg	6.0	1	09/05/20 11:23	09/05/20 15:36	156-60-5	
1,2-Dichloropropane	ND	ug/kg	6.0	1	09/05/20 11:23	09/05/20 15:36	78-87-5	
1,3-Dichloropropane	ND	ug/kg	6.0	1	09/05/20 11:23	09/05/20 15:36	142-28-9	

REPORT OF LABORATORY ANALYSIS

This report shall not be reproduced, except in full,
without the written consent of Pace Analytical Services, LLC.

Pace Analytical Services, LLC
9800 Kincey Ave. Suite 100
Huntersville, NC 28078
(704)875-9092

ANALYTICAL RESULTS

Project: Colonial Pipeline (9/3-9/4 SL)
Pace Project No.: 92494208

Sample: BH-08 (22.5-25) **Lab ID: 92494208008** Collected: 09/04/20 14:50 Received: 09/04/20 17:30 Matrix: Solid

Results reported on a "dry weight" basis and are adjusted for percent moisture, sample size and any dilutions.

Parameters	Results	Units	Report Limit	DF	Prepared	Analyzed	CAS No.	Qual
8260D/5035A/5030B Volatiles	Analytical Method: EPA 8260D Preparation Method: EPA 5035A/5030B Pace Analytical Services - Charlotte							
2,2-Dichloropropane	ND	ug/kg	6.0	1	09/05/20 11:23	09/05/20 15:36	594-20-7	
1,1-Dichloropropene	ND	ug/kg	6.0	1	09/05/20 11:23	09/05/20 15:36	563-58-6	
cis-1,3-Dichloropropene	ND	ug/kg	6.0	1	09/05/20 11:23	09/05/20 15:36	10061-01-5	
trans-1,3-Dichloropropene	ND	ug/kg	6.0	1	09/05/20 11:23	09/05/20 15:36	10061-02-6	
Diisopropyl ether	ND	ug/kg	6.0	1	09/05/20 11:23	09/05/20 15:36	108-20-3	
Ethylbenzene	ND	ug/kg	6.0	1	09/05/20 11:23	09/05/20 15:36	100-41-4	
Hexachloro-1,3-butadiene	ND	ug/kg	6.0	1	09/05/20 11:23	09/05/20 15:36	87-68-3	
2-Hexanone	ND	ug/kg	60.5	1	09/05/20 11:23	09/05/20 15:36	591-78-6	
Isopropylbenzene (Cumene)	ND	ug/kg	6.0	1	09/05/20 11:23	09/05/20 15:36	98-82-8	
p-Isopropyltoluene	ND	ug/kg	6.0	1	09/05/20 11:23	09/05/20 15:36	99-87-6	
Methylene Chloride	ND	ug/kg	24.2	1	09/05/20 11:23	09/05/20 15:36	75-09-2	
4-Methyl-2-pentanone (MIBK)	ND	ug/kg	60.5	1	09/05/20 11:23	09/05/20 15:36	108-10-1	
Methyl-tert-butyl ether	ND	ug/kg	6.0	1	09/05/20 11:23	09/05/20 15:36	1634-04-4	
Naphthalene	ND	ug/kg	6.0	1	09/05/20 11:23	09/05/20 15:36	91-20-3	
n-Propylbenzene	ND	ug/kg	6.0	1	09/05/20 11:23	09/05/20 15:36	103-65-1	
Styrene	ND	ug/kg	6.0	1	09/05/20 11:23	09/05/20 15:36	100-42-5	
1,1,1,2-Tetrachloroethane	ND	ug/kg	6.0	1	09/05/20 11:23	09/05/20 15:36	630-20-6	
1,1,2,2-Tetrachloroethane	ND	ug/kg	6.0	1	09/05/20 11:23	09/05/20 15:36	79-34-5	
Tetrachloroethene	ND	ug/kg	6.0	1	09/05/20 11:23	09/05/20 15:36	127-18-4	
Toluene	ND	ug/kg	6.0	1	09/05/20 11:23	09/05/20 15:36	108-88-3	IK
1,2,3-Trichlorobenzene	ND	ug/kg	6.0	1	09/05/20 11:23	09/05/20 15:36	87-61-6	
1,2,4-Trichlorobenzene	ND	ug/kg	6.0	1	09/05/20 11:23	09/05/20 15:36	120-82-1	
1,1,1-Trichloroethane	ND	ug/kg	6.0	1	09/05/20 11:23	09/05/20 15:36	71-55-6	
1,1,2-Trichloroethane	ND	ug/kg	6.0	1	09/05/20 11:23	09/05/20 15:36	79-00-5	
Trichloroethene	ND	ug/kg	6.0	1	09/05/20 11:23	09/05/20 15:36	79-01-6	
Trichlorofluoromethane	ND	ug/kg	6.0	1	09/05/20 11:23	09/05/20 15:36	75-69-4	
1,2,3-Trichloropropane	ND	ug/kg	6.0	1	09/05/20 11:23	09/05/20 15:36	96-18-4	
1,2,4-Trimethylbenzene	ND	ug/kg	6.0	1	09/05/20 11:23	09/05/20 15:36	95-63-6	
1,3,5-Trimethylbenzene	ND	ug/kg	6.0	1	09/05/20 11:23	09/05/20 15:36	108-67-8	
Vinyl acetate	ND	ug/kg	60.5	1	09/05/20 11:23	09/05/20 15:36	108-05-4	
Vinyl chloride	ND	ug/kg	12.1	1	09/05/20 11:23	09/05/20 15:36	75-01-4	
Xylene (Total)	ND	ug/kg	12.1	1	09/05/20 11:23	09/05/20 15:36	1330-20-7	
m&p-Xylene	ND	ug/kg	12.1	1	09/05/20 11:23	09/05/20 15:36	179601-23-1	
o-Xylene	ND	ug/kg	6.0	1	09/05/20 11:23	09/05/20 15:36	95-47-6	
Surrogates								
Toluene-d8 (S)	98	%	70-130	1	09/05/20 11:23	09/05/20 15:36	2037-26-5	
4-Bromofluorobenzene (S)	101	%	70-130	1	09/05/20 11:23	09/05/20 15:36	460-00-4	
1,2-Dichloroethane-d4 (S)	100	%	70-132	1	09/05/20 11:23	09/05/20 15:36	17060-07-0	
Percent Moisture	Analytical Method: ASTM D2974-87 Pace Analytical Services - Charlotte							
Percent Moisture	**14.6**	%	0.10	1		09/04/20 18:26		

REPORT OF LABORATORY ANALYSIS

This report shall not be reproduced, except in full,
without the written consent of Pace Analytical Services, LLC.

Pace Analytical Services, LLC
9800 Kincey Ave. Suite 100
Huntersville, NC 28078
(704)875-9092

ANALYTICAL RESULTS

Project: Colonial Pipeline (9/3-9/4 SL)
Pace Project No.: 92494208

Sample: BH-08 (22.5-25) **Lab ID: 92494208008** Collected: 09/04/20 14:50 Received: 09/04/20 17:30 Matrix: Solid

Results reported on a "wet-weight" basis

Parameters	Results	Units	Report Limit	DF	Prepared	Analyzed	CAS No.	Qual
Total Solids 2540 G-2011	Analytical Method: SM 2540G Preparation Method: SM 2540 G Pace National - Mt. Juliet							
Total Solids	**86.9**	%		1	09/08/20 11:24	09/08/20 11:32		

REPORT OF LABORATORY ANALYSIS

This report shall not be reproduced, except in full,
without the written consent of Pace Analytical Services, LLC.

Pace Analytical Services, LLC
9800 Kincey Ave. Suite 100
Huntersville, NC 28078
(704)875-9092

ANALYTICAL RESULTS

Project: Colonial Pipeline (9/3-9/4 SL)
Pace Project No.: 92494208

Sample: MW-1 (17.5-20) **Lab ID: 92494208009** Collected: 09/04/20 16:30 Received: 09/04/20 17:30 Matrix: Solid

Results reported on a "dry weight" basis and are adjusted for percent moisture, sample size and any dilutions.

Parameters	Results	Units	Report Limit	DF	Prepared	Analyzed	CAS No.	Qual
MADEPV	Analytical Method: MADEP VPH Preparation Method: MADEPV Pace National - Mt. Juliet							
Aliphatic (C05-C08)	ND	mg/kg	7.36	1.03	09/04/20 16:30	09/06/20 02:34		
Aliphatic (C09-C12)	ND	mg/kg	7.36	1.03	09/04/20 16:30	09/07/20 00:24		
Aromatic (C09-C10),Unadjusted	ND	mg/kg	7.36	1.03	09/04/20 16:30	09/07/20 00:24	TPHC9C10A	
Total VPH	ND	mg/kg	7.36	1.03	09/04/20 16:30	09/07/20 00:24	VPH	
Surrogates								
2,5-Dibromotoluene (FID)	94.0	%	70.0-130	1.03	09/04/20 16:30	09/06/20 02:34	615-59-8FID	
2,5-Dibromotoluene (FID)	92.8	%	70.0-130	1.03	09/04/20 16:30	09/07/20 00:24	615-59-8FID	
2,5-Dibromotoluene (PID)	90.0	%	70.0-130	1.03	09/04/20 16:30	09/06/20 02:34	615-59-8PID	
2,5-Dibromotoluene (PID)	86.9	%	70.0-130	1.03	09/04/20 16:30	09/07/20 00:24	615-59-8PID	
8260D/5035A/5030B Volatiles	Analytical Method: EPA 8260D Preparation Method: EPA 5035A/5030B Pace Analytical Services - Charlotte							
Acetone	ND	ug/kg	145	1	09/05/20 11:23	09/05/20 15:55	67-64-1	
Benzene	ND	ug/kg	7.2	1	09/05/20 11:23	09/05/20 15:55	71-43-2	
Bromobenzene	ND	ug/kg	7.2	1	09/05/20 11:23	09/05/20 15:55	108-86-1	
Bromochloromethane	ND	ug/kg	7.2	1	09/05/20 11:23	09/05/20 15:55	74-97-5	
Bromodichloromethane	ND	ug/kg	7.2	1	09/05/20 11:23	09/05/20 15:55	75-27-4	
Bromoform	ND	ug/kg	7.2	1	09/05/20 11:23	09/05/20 15:55	75-25-2	
Bromomethane	ND	ug/kg	14.5	1	09/05/20 11:23	09/05/20 15:55	74-83-9	
2-Butanone (MEK)	ND	ug/kg	145	1	09/05/20 11:23	09/05/20 15:55	78-93-3	
n-Butylbenzene	ND	ug/kg	7.2	1	09/05/20 11:23	09/05/20 15:55	104-51-8	
sec-Butylbenzene	ND	ug/kg	7.2	1	09/05/20 11:23	09/05/20 15:55	135-98-8	
tert-Butylbenzene	ND	ug/kg	7.2	1	09/05/20 11:23	09/05/20 15:55	98-06-6	
Carbon tetrachloride	ND	ug/kg	7.2	1	09/05/20 11:23	09/05/20 15:55	56-23-5	
Chlorobenzene	ND	ug/kg	7.2	1	09/05/20 11:23	09/05/20 15:55	108-90-7	
Chloroethane	ND	ug/kg	14.5	1	09/05/20 11:23	09/05/20 15:55	75-00-3	
Chloroform	ND	ug/kg	7.2	1	09/05/20 11:23	09/05/20 15:55	67-66-3	
Chloromethane	ND	ug/kg	14.5	1	09/05/20 11:23	09/05/20 15:55	74-87-3	v2
2-Chlorotoluene	ND	ug/kg	7.2	1	09/05/20 11:23	09/05/20 15:55	95-49-8	
4-Chlorotoluene	ND	ug/kg	7.2	1	09/05/20 11:23	09/05/20 15:55	106-43-4	
1,2-Dibromo-3-chloropropane	ND	ug/kg	7.2	1	09/05/20 11:23	09/05/20 15:55	96-12-8	
Dibromochloromethane	ND	ug/kg	7.2	1	09/05/20 11:23	09/05/20 15:55	124-48-1	
1,2-Dibromoethane (EDB)	ND	ug/kg	7.2	1	09/05/20 11:23	09/05/20 15:55	106-93-4	
Dibromomethane	ND	ug/kg	7.2	1	09/05/20 11:23	09/05/20 15:55	74-95-3	
1,2-Dichlorobenzene	ND	ug/kg	7.2	1	09/05/20 11:23	09/05/20 15:55	95-50-1	
1,3-Dichlorobenzene	ND	ug/kg	7.2	1	09/05/20 11:23	09/05/20 15:55	541-73-1	
1,4-Dichlorobenzene	ND	ug/kg	7.2	1	09/05/20 11:23	09/05/20 15:55	106-46-7	
Dichlorodifluoromethane	ND	ug/kg	14.5	1	09/05/20 11:23	09/05/20 15:55	75-71-8	
1,1-Dichloroethane	ND	ug/kg	7.2	1	09/05/20 11:23	09/05/20 15:55	75-34-3	
1,2-Dichloroethane	ND	ug/kg	7.2	1	09/05/20 11:23	09/05/20 15:55	107-06-2	
1,1-Dichloroethene	ND	ug/kg	7.2	1	09/05/20 11:23	09/05/20 15:55	75-35-4	
cis-1,2-Dichloroethene	ND	ug/kg	7.2	1	09/05/20 11:23	09/05/20 15:55	156-59-2	
trans-1,2-Dichloroethene	ND	ug/kg	7.2	1	09/05/20 11:23	09/05/20 15:55	156-60-5	
1,2-Dichloropropane	ND	ug/kg	7.2	1	09/05/20 11:23	09/05/20 15:55	78-87-5	
1,3-Dichloropropane	ND	ug/kg	7.2	1	09/05/20 11:23	09/05/20 15:55	142-28-9	

This report shall not be reproduced, except in full,
without the written consent of Pace Analytical Services, LLC.

Pace Analytical Services, LLC
9800 Kincey Ave. Suite 100
Huntersville, NC 28078
(704)875-9092

ANALYTICAL RESULTS

Project: Colonial Pipeline (9/3-9/4 SL)
Pace Project No.: 92494208

Sample: MW-1 (17.5-20) **Lab ID: 92494208009** Collected: 09/04/20 16:30 Received: 09/04/20 17:30 Matrix: Solid

Results reported on a "dry weight" basis and are adjusted for percent moisture, sample size and any dilutions.

Parameters	Results	Units	Report Limit	DF	Prepared	Analyzed	CAS No.	Qual
8260D/5035A/5030B Volatiles	Analytical Method: EPA 8260D Preparation Method: EPA 5035A/5030B Pace Analytical Services - Charlotte							
2,2-Dichloropropane	ND	ug/kg	7.2	1	09/05/20 11:23	09/05/20 15:55	594-20-7	
1,1-Dichloropropene	ND	ug/kg	7.2	1	09/05/20 11:23	09/05/20 15:55	563-58-6	
cis-1,3-Dichloropropene	ND	ug/kg	7.2	1	09/05/20 11:23	09/05/20 15:55	10061-01-5	
trans-1,3-Dichloropropene	ND	ug/kg	7.2	1	09/05/20 11:23	09/05/20 15:55	10061-02-6	
Diisopropyl ether	ND	ug/kg	7.2	1	09/05/20 11:23	09/05/20 15:55	108-20-3	
Ethylbenzene	ND	ug/kg	7.2	1	09/05/20 11:23	09/05/20 15:55	100-41-4	
Hexachloro-1,3-butadiene	ND	ug/kg	7.2	1	09/05/20 11:23	09/05/20 15:55	87-68-3	
2-Hexanone	ND	ug/kg	72.3	1	09/05/20 11:23	09/05/20 15:55	591-78-6	
Isopropylbenzene (Cumene)	ND	ug/kg	7.2	1	09/05/20 11:23	09/05/20 15:55	98-82-8	
p-Isopropyltoluene	ND	ug/kg	7.2	1	09/05/20 11:23	09/05/20 15:55	99-87-6	
Methylene Chloride	ND	ug/kg	28.9	1	09/05/20 11:23	09/05/20 15:55	75-09-2	
4-Methyl-2-pentanone (MIBK)	ND	ug/kg	72.3	1	09/05/20 11:23	09/05/20 15:55	108-10-1	
Methyl-tert-butyl ether	ND	ug/kg	7.2	1	09/05/20 11:23	09/05/20 15:55	1634-04-4	
Naphthalene	ND	ug/kg	7.2	1	09/05/20 11:23	09/05/20 15:55	91-20-3	
n-Propylbenzene	ND	ug/kg	7.2	1	09/05/20 11:23	09/05/20 15:55	103-65-1	
Styrene	ND	ug/kg	7.2	1	09/05/20 11:23	09/05/20 15:55	100-42-5	
1,1,1,2-Tetrachloroethane	ND	ug/kg	7.2	1	09/05/20 11:23	09/05/20 15:55	630-20-6	
1,1,2,2-Tetrachloroethane	ND	ug/kg	7.2	1	09/05/20 11:23	09/05/20 15:55	79-34-5	
Tetrachloroethene	ND	ug/kg	7.2	1	09/05/20 11:23	09/05/20 15:55	127-18-4	
Toluene	ND	ug/kg	7.2	1	09/05/20 11:23	09/05/20 15:55	108-88-3	IK
1,2,3-Trichlorobenzene	ND	ug/kg	7.2	1	09/05/20 11:23	09/05/20 15:55	87-61-6	
1,2,4-Trichlorobenzene	ND	ug/kg	7.2	1	09/05/20 11:23	09/05/20 15:55	120-82-1	
1,1,1-Trichloroethane	ND	ug/kg	7.2	1	09/05/20 11:23	09/05/20 15:55	71-55-6	
1,1,2-Trichloroethane	ND	ug/kg	7.2	1	09/05/20 11:23	09/05/20 15:55	79-00-5	
Trichloroethene	ND	ug/kg	7.2	1	09/05/20 11:23	09/05/20 15:55	79-01-6	
Trichlorofluoromethane	ND	ug/kg	7.2	1	09/05/20 11:23	09/05/20 15:55	75-69-4	
1,2,3-Trichloropropane	ND	ug/kg	7.2	1	09/05/20 11:23	09/05/20 15:55	96-18-4	
1,2,4-Trimethylbenzene	ND	ug/kg	7.2	1	09/05/20 11:23	09/05/20 15:55	95-63-6	
1,3,5-Trimethylbenzene	ND	ug/kg	7.2	1	09/05/20 11:23	09/05/20 15:55	108-67-8	
Vinyl acetate	ND	ug/kg	72.3	1	09/05/20 11:23	09/05/20 15:55	108-05-4	
Vinyl chloride	ND	ug/kg	14.5	1	09/05/20 11:23	09/05/20 15:55	75-01-4	
Xylene (Total)	ND	ug/kg	14.5	1	09/05/20 11:23	09/05/20 15:55	1330-20-7	
m&p-Xylene	ND	ug/kg	14.5	1	09/05/20 11:23	09/05/20 15:55	179601-23-1	
o-Xylene	ND	ug/kg	7.2	1	09/05/20 11:23	09/05/20 15:55	95-47-6	
Surrogates								
Toluene-d8 (S)	97	%	70-130	1	09/05/20 11:23	09/05/20 15:55	2037-26-5	
4-Bromofluorobenzene (S)	102	%	70-130	1	09/05/20 11:23	09/05/20 15:55	460-00-4	
1,2-Dichloroethane-d4 (S)	98	%	70-132	1	09/05/20 11:23	09/05/20 15:55	17060-07-0	
Percent Moisture	Analytical Method: ASTM D2974-87 Pace Analytical Services - Charlotte							
Percent Moisture	**19.2**	%	0.10	1		09/04/20 18:26		

REPORT OF LABORATORY ANALYSIS

This report shall not be reproduced, except in full,
without the written consent of Pace Analytical Services, LLC.

Pace Analytical Services, LLC
9800 Kincey Ave. Suite 100
Huntersville, NC 28078
(704)875-9092

ANALYTICAL RESULTS

Project: Colonial Pipeline (9/3-9/4 SL)
Pace Project No.: 92494208

Sample: MW-1 (17.5-20) **Lab ID: 92494208009** Collected: 09/04/20 16:30 Received: 09/04/20 17:30 Matrix: Solid

Results reported on a "wet-weight" basis

Parameters	Results	Units	Report Limit	DF	Prepared	Analyzed	CAS No.	Qual
Total Solids 2540 G-2011	Analytical Method: SM 2540G Preparation Method: SM 2540 G Pace National - Mt. Juliet							
Total Solids	**82.2**	%		1	09/08/20 11:24	09/08/20 11:32		

REPORT OF LABORATORY ANALYSIS

This report shall not be reproduced, except in full,
without the written consent of Pace Analytical Services, LLC.

Pace Analytical Services, LLC
9800 Kincey Ave. Suite 100
Huntersville, NC 28078
(704)875-9092

ANALYTICAL RESULTS

Project: Colonial Pipeline (9/3-9/4 SL)
Pace Project No.: 92494208

Sample: MW-1 (20-22.5) **Lab ID: 92494208010** Collected: 09/04/20 16:35 Received: 09/04/20 17:30 Matrix: Solid

Results reported on a "dry weight" basis and are adjusted for percent moisture, sample size and any dilutions.

Parameters	Results	Units	Report Limit	DF	Prepared	Analyzed	CAS No.	Qual
MADEPV	Analytical Method: MADEP VPH Preparation Method: MADEPV Pace National - Mt. Juliet							
Aliphatic (C05-C08)	ND	mg/kg	7.57	1.05	09/04/20 16:35	09/06/20 03:07		
Aliphatic (C09-C12)	ND	mg/kg	7.57	1.05	09/04/20 16:35	09/07/20 00:57		
Aromatic (C09-C10),Unadjusted	ND	mg/kg	7.57	1.05	09/04/20 16:35	09/07/20 00:57	TPHC9C10A	
Total VPH	ND	mg/kg	7.57	1.05	09/04/20 16:35	09/07/20 00:57	VPH	
Surrogates								
2,5-Dibromotoluene (FID)	94.5	%	70.0-130	1.05	09/04/20 16:35	09/06/20 03:07	615-59-8FID	
2,5-Dibromotoluene (FID)	96.6	%	70.0-130	1.05	09/04/20 16:35	09/07/20 00:57	615-59-8FID	
2,5-Dibromotoluene (PID)	90.3	%	70.0-130	1.05	09/04/20 16:35	09/06/20 03:07	615-59-8PID	
2,5-Dibromotoluene (PID)	90.9	%	70.0-130	1.05	09/04/20 16:35	09/07/20 00:57	615-59-8PID	
8260D/5035A/5030B Volatiles	Analytical Method: EPA 8260D Preparation Method: EPA 5035A/5030B Pace Analytical Services - Charlotte							
Acetone	ND	ug/kg	127	1	09/05/20 11:23	09/05/20 16:13	67-64-1	
Benzene	ND	ug/kg	6.3	1	09/05/20 11:23	09/05/20 16:13	71-43-2	
Bromobenzene	ND	ug/kg	6.3	1	09/05/20 11:23	09/05/20 16:13	108-86-1	
Bromochloromethane	ND	ug/kg	6.3	1	09/05/20 11:23	09/05/20 16:13	74-97-5	
Bromodichloromethane	ND	ug/kg	6.3	1	09/05/20 11:23	09/05/20 16:13	75-27-4	
Bromoform	ND	ug/kg	6.3	1	09/05/20 11:23	09/05/20 16:13	75-25-2	
Bromomethane	ND	ug/kg	12.7	1	09/05/20 11:23	09/05/20 16:13	74-83-9	
2-Butanone (MEK)	ND	ug/kg	127	1	09/05/20 11:23	09/05/20 16:13	78-93-3	
n-Butylbenzene	ND	ug/kg	6.3	1	09/05/20 11:23	09/05/20 16:13	104-51-8	
sec-Butylbenzene	ND	ug/kg	6.3	1	09/05/20 11:23	09/05/20 16:13	135-98-8	
tert-Butylbenzene	ND	ug/kg	6.3	1	09/05/20 11:23	09/05/20 16:13	98-06-6	
Carbon tetrachloride	ND	ug/kg	6.3	1	09/05/20 11:23	09/05/20 16:13	56-23-5	
Chlorobenzene	ND	ug/kg	6.3	1	09/05/20 11:23	09/05/20 16:13	108-90-7	
Chloroethane	ND	ug/kg	12.7	1	09/05/20 11:23	09/05/20 16:13	75-00-3	
Chloroform	ND	ug/kg	6.3	1	09/05/20 11:23	09/05/20 16:13	67-66-3	
Chloromethane	ND	ug/kg	12.7	1	09/05/20 11:23	09/05/20 16:13	74-87-3	v2
2-Chlorotoluene	ND	ug/kg	6.3	1	09/05/20 11:23	09/05/20 16:13	95-49-8	
4-Chlorotoluene	ND	ug/kg	6.3	1	09/05/20 11:23	09/05/20 16:13	106-43-4	
1,2-Dibromo-3-chloropropane	ND	ug/kg	6.3	1	09/05/20 11:23	09/05/20 16:13	96-12-8	
Dibromochloromethane	ND	ug/kg	6.3	1	09/05/20 11:23	09/05/20 16:13	124-48-1	
1,2-Dibromoethane (EDB)	ND	ug/kg	6.3	1	09/05/20 11:23	09/05/20 16:13	106-93-4	
Dibromomethane	ND	ug/kg	6.3	1	09/05/20 11:23	09/05/20 16:13	74-95-3	
1,2-Dichlorobenzene	ND	ug/kg	6.3	1	09/05/20 11:23	09/05/20 16:13	95-50-1	
1,3-Dichlorobenzene	ND	ug/kg	6.3	1	09/05/20 11:23	09/05/20 16:13	541-73-1	
1,4-Dichlorobenzene	ND	ug/kg	6.3	1	09/05/20 11:23	09/05/20 16:13	106-46-7	
Dichlorodifluoromethane	ND	ug/kg	12.7	1	09/05/20 11:23	09/05/20 16:13	75-71-8	
1,1-Dichloroethane	ND	ug/kg	6.3	1	09/05/20 11:23	09/05/20 16:13	75-34-3	
1,2-Dichloroethane	ND	ug/kg	6.3	1	09/05/20 11:23	09/05/20 16:13	107-06-2	
1,1-Dichloroethene	ND	ug/kg	6.3	1	09/05/20 11:23	09/05/20 16:13	75-35-4	
cis-1,2-Dichloroethene	ND	ug/kg	6.3	1	09/05/20 11:23	09/05/20 16:13	156-59-2	
trans-1,2-Dichloroethene	ND	ug/kg	6.3	1	09/05/20 11:23	09/05/20 16:13	156-60-5	
1,2-Dichloropropane	ND	ug/kg	6.3	1	09/05/20 11:23	09/05/20 16:13	78-87-5	
1,3-Dichloropropane	ND	ug/kg	6.3	1	09/05/20 11:23	09/05/20 16:13	142-28-9	

REPORT OF LABORATORY ANALYSIS

This report shall not be reproduced, except in full,
without the written consent of Pace Analytical Services, LLC.

Pace Analytical Services, LLC
9800 Kincey Ave. Suite 100
Huntersville, NC 28078
(704)875-9092

ANALYTICAL RESULTS

Project: Colonial Pipeline (9/3-9/4 SL)
Pace Project No.: 92494208

Sample: MW-1 (20-22.5) **Lab ID: 92494208010** Collected: 09/04/20 16:35 Received: 09/04/20 17:30 Matrix: Solid

Results reported on a "dry weight" basis and are adjusted for percent moisture, sample size and any dilutions.

Parameters	Results	Units	Report Limit	DF	Prepared	Analyzed	CAS No.	Qual
8260D/5035A/5030B Volatiles	Analytical Method: EPA 8260D Preparation Method: EPA 5035A/5030B Pace Analytical Services - Charlotte							
2,2-Dichloropropane	ND	ug/kg	6.3	1	09/05/20 11:23	09/05/20 16:13	594-20-7	
1,1-Dichloropropene	ND	ug/kg	6.3	1	09/05/20 11:23	09/05/20 16:13	563-58-6	
cis-1,3-Dichloropropene	ND	ug/kg	6.3	1	09/05/20 11:23	09/05/20 16:13	10061-01-5	
trans-1,3-Dichloropropene	ND	ug/kg	6.3	1	09/05/20 11:23	09/05/20 16:13	10061-02-6	
Diisopropyl ether	ND	ug/kg	6.3	1	09/05/20 11:23	09/05/20 16:13	108-20-3	
Ethylbenzene	ND	ug/kg	6.3	1	09/05/20 11:23	09/05/20 16:13	100-41-4	
Hexachloro-1,3-butadiene	ND	ug/kg	6.3	1	09/05/20 11:23	09/05/20 16:13	87-68-3	
2-Hexanone	ND	ug/kg	63.3	1	09/05/20 11:23	09/05/20 16:13	591-78-6	
Isopropylbenzene (Cumene)	ND	ug/kg	6.3	1	09/05/20 11:23	09/05/20 16:13	98-82-8	
p-Isopropyltoluene	ND	ug/kg	6.3	1	09/05/20 11:23	09/05/20 16:13	99-87-6	
Methylene Chloride	ND	ug/kg	25.3	1	09/05/20 11:23	09/05/20 16:13	75-09-2	
4-Methyl-2-pentanone (MIBK)	ND	ug/kg	63.3	1	09/05/20 11:23	09/05/20 16:13	108-10-1	
Methyl-tert-butyl ether	ND	ug/kg	6.3	1	09/05/20 11:23	09/05/20 16:13	1634-04-4	
Naphthalene	ND	ug/kg	6.3	1	09/05/20 11:23	09/05/20 16:13	91-20-3	
n-Propylbenzene	ND	ug/kg	6.3	1	09/05/20 11:23	09/05/20 16:13	103-65-1	
Styrene	ND	ug/kg	6.3	1	09/05/20 11:23	09/05/20 16:13	100-42-5	
1,1,1,2-Tetrachloroethane	ND	ug/kg	6.3	1	09/05/20 11:23	09/05/20 16:13	630-20-6	
1,1,2,2-Tetrachloroethane	ND	ug/kg	6.3	1	09/05/20 11:23	09/05/20 16:13	79-34-5	
Tetrachloroethene	ND	ug/kg	6.3	1	09/05/20 11:23	09/05/20 16:13	127-18-4	
Toluene	ND	ug/kg	6.3	1	09/05/20 11:23	09/05/20 16:13	108-88-3	IK
1,2,3-Trichlorobenzene	ND	ug/kg	6.3	1	09/05/20 11:23	09/05/20 16:13	87-61-6	
1,2,4-Trichlorobenzene	ND	ug/kg	6.3	1	09/05/20 11:23	09/05/20 16:13	120-82-1	
1,1,1-Trichloroethane	ND	ug/kg	6.3	1	09/05/20 11:23	09/05/20 16:13	71-55-6	
1,1,2-Trichloroethane	ND	ug/kg	6.3	1	09/05/20 11:23	09/05/20 16:13	79-00-5	
Trichloroethene	ND	ug/kg	6.3	1	09/05/20 11:23	09/05/20 16:13	79-01-6	
Trichlorofluoromethane	ND	ug/kg	6.3	1	09/05/20 11:23	09/05/20 16:13	75-69-4	
1,2,3-Trichloropropane	ND	ug/kg	6.3	1	09/05/20 11:23	09/05/20 16:13	96-18-4	
1,2,4-Trimethylbenzene	ND	ug/kg	6.3	1	09/05/20 11:23	09/05/20 16:13	95-63-6	
1,3,5-Trimethylbenzene	ND	ug/kg	6.3	1	09/05/20 11:23	09/05/20 16:13	108-67-8	
Vinyl acetate	ND	ug/kg	63.3	1	09/05/20 11:23	09/05/20 16:13	108-05-4	
Vinyl chloride	ND	ug/kg	12.7	1	09/05/20 11:23	09/05/20 16:13	75-01-4	
Xylene (Total)	ND	ug/kg	12.7	1	09/05/20 11:23	09/05/20 16:13	1330-20-7	
m&p-Xylene	ND	ug/kg	12.7	1	09/05/20 11:23	09/05/20 16:13	179601-23-1	
o-Xylene	ND	ug/kg	6.3	1	09/05/20 11:23	09/05/20 16:13	95-47-6	
Surrogates								
Toluene-d8 (S)	100	%	70-130	1	09/05/20 11:23	09/05/20 16:13	2037-26-5	
4-Bromofluorobenzene (S)	105	%	70-130	1	09/05/20 11:23	09/05/20 16:13	460-00-4	
1,2-Dichloroethane-d4 (S)	98	%	70-132	1	09/05/20 11:23	09/05/20 16:13	17060-07-0	
Percent Moisture	Analytical Method: ASTM D2974-87 Pace Analytical Services - Charlotte							
Percent Moisture	**18.1**	%	0.10	1		09/04/20 18:26		

REPORT OF LABORATORY ANALYSIS

This report shall not be reproduced, except in full,
without the written consent of Pace Analytical Services, LLC.

Pace Analytical Services, LLC
9800 Kincey Ave. Suite 100
Huntersville, NC 28078
(704)875-9092

ANALYTICAL RESULTS

Project: Colonial Pipeline (9/3-9/4 SL)
Pace Project No.: 92494208

Sample: MW-1 (20-22.5) **Lab ID: 92494208010** Collected: 09/04/20 16:35 Received: 09/04/20 17:30 Matrix: Solid

Results reported on a "wet-weight" basis

Parameters	Results	Units	Report Limit	DF	Prepared	Analyzed	CAS No.	Qual
Total Solids 2540 G-2011	Analytical Method: SM 2540G Preparation Method: SM 2540 G Pace National - Mt. Juliet							
Total Solids	**81.6**	%		1	09/08/20 11:24	09/08/20 11:32		

REPORT OF LABORATORY ANALYSIS

This report shall not be reproduced, except in full,
without the written consent of Pace Analytical Services, LLC.

Pace Analytical Services, LLC
9800 Kincey Ave. Suite 100
Huntersville, NC 28078
(704)875-9092

ANALYTICAL RESULTS

Project: Colonial Pipeline (9/3-9/4 SL)
Pace Project No.: 92494208

Sample: TB-1 **Lab ID: 92494208011** Collected: 09/04/20 00:00 Received: 09/04/20 17:30 Matrix: Water

Parameters	Results	Units	Report Limit	DF	Prepared	Analyzed	CAS No.	Qual
8260D MSV Low Level	Analytical Method: EPA 8260D Pace Analytical Services - Charlotte							
Acetone	ND	ug/L	25.0	1		09/05/20 15:02	67-64-1	
Benzene	ND	ug/L	1.0	1		09/05/20 15:02	71-43-2	
Bromobenzene	ND	ug/L	1.0	1		09/05/20 15:02	108-86-1	
Bromochloromethane	ND	ug/L	1.0	1		09/05/20 15:02	74-97-5	
Bromodichloromethane	ND	ug/L	1.0	1		09/05/20 15:02	75-27-4	
Bromoform	ND	ug/L	1.0	1		09/05/20 15:02	75-25-2	v2
Bromomethane	ND	ug/L	2.0	1		09/05/20 15:02	74-83-9	
2-Butanone (MEK)	ND	ug/L	5.0	1		09/05/20 15:02	78-93-3	
Carbon tetrachloride	ND	ug/L	1.0	1		09/05/20 15:02	56-23-5	
Chlorobenzene	ND	ug/L	1.0	1		09/05/20 15:02	108-90-7	
Chloroethane	ND	ug/L	1.0	1		09/05/20 15:02	75-00-3	
Chloroform	ND	ug/L	5.0	1		09/05/20 15:02	67-66-3	
Chloromethane	ND	ug/L	1.0	1		09/05/20 15:02	74-87-3	
2-Chlorotoluene	ND	ug/L	1.0	1		09/05/20 15:02	95-49-8	
4-Chlorotoluene	ND	ug/L	1.0	1		09/05/20 15:02	106-43-4	
1,2-Dibromo-3-chloropropane	ND	ug/L	5.0	1		09/05/20 15:02	96-12-8	
Dibromochloromethane	ND	ug/L	1.0	1		09/05/20 15:02	124-48-1	
1,2-Dibromoethane (EDB)	ND	ug/L	1.0	1		09/05/20 15:02	106-93-4	
Dibromomethane	ND	ug/L	1.0	1		09/05/20 15:02	74-95-3	IK,v2
1,2-Dichlorobenzene	ND	ug/L	1.0	1		09/05/20 15:02	95-50-1	
1,3-Dichlorobenzene	ND	ug/L	1.0	1		09/05/20 15:02	541-73-1	
1,4-Dichlorobenzene	ND	ug/L	1.0	1		09/05/20 15:02	106-46-7	
Dichlorodifluoromethane	ND	ug/L	1.0	1		09/05/20 15:02	75-71-8	
1,1-Dichloroethane	ND	ug/L	1.0	1		09/05/20 15:02	75-34-3	
1,2-Dichloroethane	ND	ug/L	1.0	1		09/05/20 15:02	107-06-2	
1,1-Dichloroethene	ND	ug/L	1.0	1		09/05/20 15:02	75-35-4	
cis-1,2-Dichloroethene	ND	ug/L	1.0	1		09/05/20 15:02	156-59-2	
trans-1,2-Dichloroethene	ND	ug/L	1.0	1		09/05/20 15:02	156-60-5	
1,2-Dichloropropane	ND	ug/L	1.0	1		09/05/20 15:02	78-87-5	
1,3-Dichloropropane	ND	ug/L	1.0	1		09/05/20 15:02	142-28-9	
2,2-Dichloropropane	ND	ug/L	1.0	1		09/05/20 15:02	594-20-7	
1,1-Dichloropropene	ND	ug/L	1.0	1		09/05/20 15:02	563-58-6	
cis-1,3-Dichloropropene	ND	ug/L	1.0	1		09/05/20 15:02	10061-01-5	
trans-1,3-Dichloropropene	ND	ug/L	1.0	1		09/05/20 15:02	10061-02-6	
Diisopropyl ether	ND	ug/L	1.0	1		09/05/20 15:02	108-20-3	
Ethylbenzene	ND	ug/L	1.0	1		09/05/20 15:02	100-41-4	
Hexachloro-1,3-butadiene	ND	ug/L	1.0	1		09/05/20 15:02	87-68-3	
2-Hexanone	ND	ug/L	5.0	1		09/05/20 15:02	591-78-6	
p-Isopropyltoluene	ND	ug/L	1.0	1		09/05/20 15:02	99-87-6	
Methylene Chloride	ND	ug/L	5.0	1		09/05/20 15:02	75-09-2	
4-Methyl-2-pentanone (MIBK)	ND	ug/L	5.0	1		09/05/20 15:02	108-10-1	
Methyl-tert-butyl ether	ND	ug/L	1.0	1		09/05/20 15:02	1634-04-4	
Naphthalene	ND	ug/L	1.0	1		09/05/20 15:02	91-20-3	
Styrene	ND	ug/L	1.0	1		09/05/20 15:02	100-42-5	
1,1,1,2-Tetrachloroethane	ND	ug/L	1.0	1		09/05/20 15:02	630-20-6	
1,1,2,2-Tetrachloroethane	ND	ug/L	1.0	1		09/05/20 15:02	79-34-5	

REPORT OF LABORATORY ANALYSIS

This report shall not be reproduced, except in full,
without the written consent of Pace Analytical Services, LLC.

Pace Analytical Services, LLC
9800 Kincey Ave. Suite 100
Huntersville, NC 28078
(704)875-9092

ANALYTICAL RESULTS

Project: Colonial Pipeline (9/3-9/4 SL)
Pace Project No.: 92494208

Sample: TB-1 **Lab ID: 92494208011** Collected: 09/04/20 00:00 Received: 09/04/20 17:30 Matrix: Water

Parameters	Results	Units	Report Limit	DF	Prepared	Analyzed	CAS No.	Qual
8260D MSV Low Level	Analytical Method: EPA 8260D Pace Analytical Services - Charlotte							
Tetrachloroethene	ND	ug/L	1.0	1		09/05/20 15:02	127-18-4	
Toluene	ND	ug/L	1.0	1		09/05/20 15:02	108-88-3	
1,2,3-Trichlorobenzene	ND	ug/L	1.0	1		09/05/20 15:02	87-61-6	
1,2,4-Trichlorobenzene	ND	ug/L	1.0	1		09/05/20 15:02	120-82-1	
1,1,1-Trichloroethane	ND	ug/L	1.0	1		09/05/20 15:02	71-55-6	
1,1,2-Trichloroethane	ND	ug/L	1.0	1		09/05/20 15:02	79-00-5	
Trichloroethene	ND	ug/L	1.0	1		09/05/20 15:02	79-01-6	
Trichlorofluoromethane	ND	ug/L	1.0	1		09/05/20 15:02	75-69-4	IK
1,2,3-Trichloropropane	ND	ug/L	1.0	1		09/05/20 15:02	96-18-4	
Vinyl acetate	ND	ug/L	2.0	1		09/05/20 15:02	108-05-4	
Vinyl chloride	ND	ug/L	1.0	1		09/05/20 15:02	75-01-4	
Xylene (Total)	ND	ug/L	1.0	1		09/05/20 15:02	1330-20-7	
m&p-Xylene	ND	ug/L	2.0	1		09/05/20 15:02	179601-23-1	
o-Xylene	ND	ug/L	1.0	1		09/05/20 15:02	95-47-6	
Surrogates								
4-Bromofluorobenzene (S)	103	%	70-130	1		09/05/20 15:02	460-00-4	
1,2-Dichloroethane-d4 (S)	128	%	70-130	1		09/05/20 15:02	17060-07-0	
Toluene-d8 (S)	102	%	70-130	1		09/05/20 15:02	2037-26-5	

This report shall not be reproduced, except in full,
without the written consent of Pace Analytical Services, LLC.

Pace Analytical Services, LLC
9800 Kincey Ave. Suite 100
Huntersville, NC 28078
(704)875-9092

QUALITY CONTROL DATA

Project: Colonial Pipeline (9/3-9/4 SL)
Pace Project No.: 92494208

QC Batch: 1538811 — Analysis Method: MADEP VPH
QC Batch Method: MADEPV — Analysis Description: MADEPV
Laboratory: Pace National - Mt. Juliet
Associated Lab Samples: 92494208002, 92494208003, 92494208004, 92494208005, 92494208006, 92494208007, 92494208008, 92494208009, 92494208010

METHOD BLANK: R3567671-3 — Matrix: Solid
Associated Lab Samples: 92494208002, 92494208003, 92494208004, 92494208005, 92494208006, 92494208007, 92494208008, 92494208009, 92494208010

Parameter	Units	Blank Result	Reporting Limit	Analyzed	Qualifiers
Aliphatic (C05-C08)	mg/kg	ND	5.00	09/05/20 15:14	
2,5-Dibromotoluene (FID)	%	87.2	70.0-130	09/05/20 15:14	
2,5-Dibromotoluene (PID)	%	83	70.0-130	09/05/20 15:14	

LABORATORY CONTROL SAMPLE & LCSD: R3567671-1 R3567671-2

Parameter	Units	Spike Conc.	LCS Result	LCSD Result	LCS % Rec	LCSD % Rec	% Rec Limits	RPD	Max RPD	Qualifiers
Aliphatic (C05-C08)	mg/kg	60.0	63.5	62.1	106	104	70.0-130	2.23	25	
2,5-Dibromotoluene (FID)	%				94.1	92.6	70.0-130			
2,5-Dibromotoluene (PID)	%				88.8	89.6	70.0-130			

MATRIX SPIKE & MATRIX SPIKE DUPLICATE: R3567671-4 R3567671-5

Parameter	Units	L1256345-06 Result	MS Spike Conc.	MSD Spike Conc.	MS Result	MSD Result	MS % Rec	MSD % Rec	% Rec Limits	RPD	Qual
Aliphatic (C05-C08)	mg/kg	ND	48.6	48.6	14.1	19.3	29.0	39.7	70.0-130	31.1	ML,R1
2,5-Dibromotoluene (FID)	%						94.5	94.4	70.0-130		
2,5-Dibromotoluene (PID)	%						90.7	91.8	70.0-130		

Results presented on this page are in the units indicated by the "Units" column except where an alternate unit is presented to the right of the result.

REPORT OF LABORATORY ANALYSIS

This report shall not be reproduced, except in full,
without the written consent of Pace Analytical Services, LLC.

Pace Analytical Services, LLC
9800 Kincey Ave. Suite 100
Huntersville, NC 28078
(704)875-9092

QUALITY CONTROL DATA

Project: Colonial Pipeline (9/3-9/4 SL)
Pace Project No.: 92494208

QC Batch: 1538968
QC Batch Method: MADEPV
Analysis Method: MADEP VPH
Analysis Description: MADEPV
Laboratory: Pace National - Mt. Juliet
Associated Lab Samples: 92494208001, 92494208002, 92494208003, 92494208004, 92494208005, 92494208006, 92494208007, 92494208008, 92494208009, 92494208010

METHOD BLANK: R3567926-3 Matrix: Solid
Associated Lab Samples: 92494208001, 92494208002, 92494208003, 92494208004, 92494208005, 92494208006, 92494208007, 92494208008, 92494208009, 92494208010

Parameter	Units	Blank Result	Reporting Limit	Analyzed	Qualifiers
Aliphatic (C05-C08)	mg/kg	ND	5.00	09/06/20 19:09	
Aliphatic (C09-C12)	mg/kg	ND	5.00	09/06/20 19:09	
Aromatic (C09-C10),Unadjusted	mg/kg	ND	5.00	09/06/20 19:09	
Total VPH	mg/kg	ND	5.00	09/06/20 19:09	
2,5-Dibromotoluene (FID)	%	83.9	70.0-130	09/06/20 19:09	
2,5-Dibromotoluene (PID)	%	77.4	70.0-130	09/06/20 19:09	

LABORATORY CONTROL SAMPLE & LCSD: R3567926-1 R3567926-2

Parameter	Units	Spike Conc.	LCS Result	LCSD Result	LCS % Rec	LCSD % Rec	% Rec Limits	RPD	Max RPD	Qualifiers
Aliphatic (C05-C08)	mg/kg	60.0	58.9	66.8	98.2	111	70.0-130	12.6	25	
Aliphatic (C09-C12)	mg/kg	70.0	71.7	81.3	102	116	70.0-130	12.5	25	
Aromatic (C09-C10),Unadjusted	mg/kg	10.0	8.87	10.1	88.7	101	70.0-130	13.0	25	
Total VPH	mg/kg	140	139	158	99.3	113	70.0-130	12.8	25	
2,5-Dibromotoluene (FID)	%				95.2	95.1	70.0-130			
2,5-Dibromotoluene (PID)	%				86.4	87.6	70.0-130			

Results presented on this page are in the units indicated by the "Units" column except where an alternate unit is presented to the right of the result.

REPORT OF LABORATORY ANALYSIS

This report shall not be reproduced, except in full,
without the written consent of Pace Analytical Services, LLC.

Pace Analytical Services, LLC
9800 Kincey Ave. Suite 100
Huntersville, NC 28078
(704)875-9092

QUALITY CONTROL DATA

Project: Colonial Pipeline (9/3-9/4 SL)
Pace Project No.: 92494208

QC Batch: 564795
QC Batch Method: EPA 5035A/5030B
Analysis Method: EPA 8260D
Analysis Description: 8260D 5035A 5030B
Laboratory: Pace Analytical Services - Charlotte
Associated Lab Samples: 92494208001, 92494208002, 92494208003, 92494208004, 92494208005, 92494208006, 92494208007, 92494208008, 92494208009, 92494208010

METHOD BLANK: 2993877
Matrix: Solid
Associated Lab Samples: 92494208001, 92494208002, 92494208003, 92494208004, 92494208005, 92494208006, 92494208007, 92494208008, 92494208009, 92494208010

Parameter	Units	Blank Result	Reporting Limit	Analyzed	Qualifiers
1,1,1,2-Tetrachloroethane	ug/kg	ND	5.0	09/05/20 12:51	
1,1,1-Trichloroethane	ug/kg	ND	5.0	09/05/20 12:51	
1,1,2,2-Tetrachloroethane	ug/kg	ND	5.0	09/05/20 12:51	
1,1,2-Trichloroethane	ug/kg	ND	5.0	09/05/20 12:51	
1,1-Dichloroethane	ug/kg	ND	5.0	09/05/20 12:51	
1,1-Dichloroethene	ug/kg	ND	5.0	09/05/20 12:51	
1,1-Dichloropropene	ug/kg	ND	5.0	09/05/20 12:51	
1,2,3-Trichlorobenzene	ug/kg	ND	5.0	09/05/20 12:51	
1,2,3-Trichloropropane	ug/kg	ND	5.0	09/05/20 12:51	
1,2,4-Trichlorobenzene	ug/kg	ND	5.0	09/05/20 12:51	
1,2,4-Trimethylbenzene	ug/kg	ND	5.0	09/05/20 12:51	
1,2-Dibromo-3-chloropropane	ug/kg	ND	5.0	09/05/20 12:51	
1,2-Dibromoethane (EDB)	ug/kg	ND	5.0	09/05/20 12:51	
1,2-Dichlorobenzene	ug/kg	ND	5.0	09/05/20 12:51	
1,2-Dichloroethane	ug/kg	ND	5.0	09/05/20 12:51	
1,2-Dichloropropane	ug/kg	ND	5.0	09/05/20 12:51	
1,3,5-Trimethylbenzene	ug/kg	ND	5.0	09/05/20 12:51	
1,3-Dichlorobenzene	ug/kg	ND	5.0	09/05/20 12:51	
1,3-Dichloropropane	ug/kg	ND	5.0	09/05/20 12:51	
1,4-Dichlorobenzene	ug/kg	ND	5.0	09/05/20 12:51	
2,2-Dichloropropane	ug/kg	ND	5.0	09/05/20 12:51	
2-Butanone (MEK)	ug/kg	ND	100	09/05/20 12:51	
2-Chlorotoluene	ug/kg	ND	5.0	09/05/20 12:51	
2-Hexanone	ug/kg	ND	50.0	09/05/20 12:51	
4-Chlorotoluene	ug/kg	ND	5.0	09/05/20 12:51	
4-Methyl-2-pentanone (MIBK)	ug/kg	ND	50.0	09/05/20 12:51	
Acetone	ug/kg	ND	100	09/05/20 12:51	
Benzene	ug/kg	ND	5.0	09/05/20 12:51	
Bromobenzene	ug/kg	ND	5.0	09/05/20 12:51	
Bromochloromethane	ug/kg	ND	5.0	09/05/20 12:51	
Bromodichloromethane	ug/kg	ND	5.0	09/05/20 12:51	
Bromoform	ug/kg	ND	5.0	09/05/20 12:51	
Bromomethane	ug/kg	ND	10.0	09/05/20 12:51	
Carbon tetrachloride	ug/kg	ND	5.0	09/05/20 12:51	
Chlorobenzene	ug/kg	ND	5.0	09/05/20 12:51	
Chloroethane	ug/kg	ND	10.0	09/05/20 12:51	
Chloroform	ug/kg	ND	5.0	09/05/20 12:51	
Chloromethane	ug/kg	ND	10.0	09/05/20 12:51	v2
cis-1,2-Dichloroethene	ug/kg	ND	5.0	09/05/20 12:51	

Results presented on this page are in the units indicated by the "Units" column except where an alternate unit is presented to the right of the result.

REPORT OF LABORATORY ANALYSIS

This report shall not be reproduced, except in full,
without the written consent of Pace Analytical Services, LLC.

Pace Analytical Services, LLC
9800 Kincey Ave. Suite 100
Huntersville, NC 28078
(704)875-9092

QUALITY CONTROL DATA

Project: Colonial Pipeline (9/3-9/4 SL)
Pace Project No.: 92494208

METHOD BLANK: 2993877 Matrix: Solid

Associated Lab Samples: 92494208001, 92494208002, 92494208003, 92494208004, 92494208005, 92494208006, 92494208007, 92494208008, 92494208009, 92494208010

Parameter	Units	Blank Result	Reporting Limit	Analyzed	Qualifiers
cis-1,3-Dichloropropene	ug/kg	ND	5.0	09/05/20 12:51	
Dibromochloromethane	ug/kg	ND	5.0	09/05/20 12:51	
Dibromomethane	ug/kg	ND	5.0	09/05/20 12:51	
Dichlorodifluoromethane	ug/kg	ND	10.0	09/05/20 12:51	
Diisopropyl ether	ug/kg	ND	5.0	09/05/20 12:51	
Ethylbenzene	ug/kg	ND	5.0	09/05/20 12:51	
Hexachloro-1,3-butadiene	ug/kg	ND	5.0	09/05/20 12:51	
Isopropylbenzene (Cumene)	ug/kg	ND	5.0	09/05/20 12:51	
m&p-Xylene	ug/kg	ND	10.0	09/05/20 12:51	
Methyl-tert-butyl ether	ug/kg	ND	5.0	09/05/20 12:51	
Methylene Chloride	ug/kg	ND	20.0	09/05/20 12:51	
n-Butylbenzene	ug/kg	ND	5.0	09/05/20 12:51	
n-Propylbenzene	ug/kg	ND	5.0	09/05/20 12:51	
Naphthalene	ug/kg	ND	5.0	09/05/20 12:51	
o-Xylene	ug/kg	ND	5.0	09/05/20 12:51	
p-Isopropyltoluene	ug/kg	ND	5.0	09/05/20 12:51	
sec-Butylbenzene	ug/kg	ND	5.0	09/05/20 12:51	
Styrene	ug/kg	ND	5.0	09/05/20 12:51	
tert-Butylbenzene	ug/kg	ND	5.0	09/05/20 12:51	
Tetrachloroethene	ug/kg	ND	5.0	09/05/20 12:51	
Toluene	ug/kg	ND	5.0	09/05/20 12:51	IK
trans-1,2-Dichloroethene	ug/kg	ND	5.0	09/05/20 12:51	
trans-1,3-Dichloropropene	ug/kg	ND	5.0	09/05/20 12:51	
Trichloroethene	ug/kg	ND	5.0	09/05/20 12:51	
Trichlorofluoromethane	ug/kg	ND	5.0	09/05/20 12:51	
Vinyl acetate	ug/kg	ND	50.0	09/05/20 12:51	
Vinyl chloride	ug/kg	ND	10.0	09/05/20 12:51	
Xylene (Total)	ug/kg	ND	10.0	09/05/20 12:51	
1,2-Dichloroethane-d4 (S)	%	101	70-132	09/05/20 12:51	
4-Bromofluorobenzene (S)	%	102	70-130	09/05/20 12:51	
Toluene-d8 (S)	%	99	70-130	09/05/20 12:51	

LABORATORY CONTROL SAMPLE: 2993878

Parameter	Units	Spike Conc.	LCS Result	LCS % Rec	% Rec Limits	Qualifiers
1,1,1,2-Tetrachloroethane	ug/kg	1250	1310	105	70-130	
1,1,1-Trichloroethane	ug/kg	1250	1310	105	70-130	
1,1,2,2-Tetrachloroethane	ug/kg	1250	1210	97	55-130	
1,1,2-Trichloroethane	ug/kg	1250	1290	103	70-130	
1,1-Dichloroethane	ug/kg	1250	1200	96	68-130	
1,1-Dichloroethene	ug/kg	1250	1270	101	70-130	
1,1-Dichloropropene	ug/kg	1250	1250	100	70-130	
1,2,3-Trichlorobenzene	ug/kg	1250	1240	99	70-130	

Results presented on this page are in the units indicated by the "Units" column except where an alternate unit is presented to the right of the result.

REPORT OF LABORATORY ANALYSIS

This report shall not be reproduced, except in full,
without the written consent of Pace Analytical Services, LLC.

Pace Analytical Services, LLC
9800 Kincey Ave. Suite 100
Huntersville, NC 28078
(704)875-9092

QUALITY CONTROL DATA

Project: Colonial Pipeline (9/3-9/4 SL)
Pace Project No.: 92494208

LABORATORY CONTROL SAMPLE: 2993878

Parameter	Units	Spike Conc.	LCS Result	LCS % Rec	% Rec Limits	Qualifiers
1,2,3-Trichloropropane	ug/kg	1250	1140	91	70-130	
1,2,4-Trichlorobenzene	ug/kg	1250	1260	101	70-130	
1,2,4-Trimethylbenzene	ug/kg	1250	1260	101	69-130	
1,2-Dibromo-3-chloropropane	ug/kg	1250	1190	95	57-141	
1,2-Dibromoethane (EDB)	ug/kg	1250	1300	104	70-130	
1,2-Dichlorobenzene	ug/kg	1250	1280	102	70-130	
1,2-Dichloroethane	ug/kg	1250	1060	85	70-130	
1,2-Dichloropropane	ug/kg	1250	1250	100	70-130	
1,3,5-Trimethylbenzene	ug/kg	1250	1270	101	70-130	
1,3-Dichlorobenzene	ug/kg	1250	1250	100	70-130	
1,3-Dichloropropane	ug/kg	1250	1230	99	70-130	
1,4-Dichlorobenzene	ug/kg	1250	1230	99	70-130	
2,2-Dichloropropane	ug/kg	1250	1240	99	70-130	
2-Butanone (MEK)	ug/kg	2500	2170	87	60-130	
2-Chlorotoluene	ug/kg	1250	1290	103	70-130	
2-Hexanone	ug/kg	2500	2350	94	70-132	
4-Chlorotoluene	ug/kg	1250	1240	99	70-130	
4-Methyl-2-pentanone (MIBK)	ug/kg	2500	2320	93	69-130	
Acetone	ug/kg	2500	2190	87	49-148	
Benzene	ug/kg	1250	1210	97	70-130	
Bromobenzene	ug/kg	1250	1260	101	70-130	
Bromochloromethane	ug/kg	1250	1250	100	70-130	
Bromodichloromethane	ug/kg	1250	1250	100	70-130	
Bromoform	ug/kg	1250	1190	95	68-136	
Bromomethane	ug/kg	1250	1070	86	60-140	
Carbon tetrachloride	ug/kg	1250	1440	115	70-130	
Chlorobenzene	ug/kg	1250	1240	100	70-130	
Chloroethane	ug/kg	1250	1090	87	51-147	
Chloroform	ug/kg	1250	1210	97	70-130	
Chloromethane	ug/kg	1250	862	69	48-130	v3
cis-1,2-Dichloroethene	ug/kg	1250	1190	95	70-130	
cis-1,3-Dichloropropene	ug/kg	1250	1310	105	70-130	
Dibromochloromethane	ug/kg	1250	1350	108	70-130	
Dibromomethane	ug/kg	1250	1240	99	70-130	
Dichlorodifluoromethane	ug/kg	1250	1130	90	49-130	
Diisopropyl ether	ug/kg	1250	1120	89	66-130	
Ethylbenzene	ug/kg	1250	1160	93	70-130	
Hexachloro-1,3-butadiene	ug/kg	1250	1280	102	70-130	
Isopropylbenzene (Cumene)	ug/kg	1250	1290	103	70-130	
m&p-Xylene	ug/kg	2500	2440	98	70-130	
Methyl-tert-butyl ether	ug/kg	1250	1200	96	70-130	
Methylene Chloride	ug/kg	1250	1000	80	50-137	
n-Butylbenzene	ug/kg	1250	1290	103	70-130	
n-Propylbenzene	ug/kg	1250	1270	102	70-130	
Naphthalene	ug/kg	1250	1220	98	70-131	
o-Xylene	ug/kg	1250	1260	101	70-130	
p-Isopropyltoluene	ug/kg	1250	1260	101	70-130	

Results presented on this page are in the units indicated by the "Units" column except where an alternate unit is presented to the right of the result.

REPORT OF LABORATORY ANALYSIS

This report shall not be reproduced, except in full,
without the written consent of Pace Analytical Services, LLC.

Pace Analytical Services, LLC
9800 Kincey Ave. Suite 100
Huntersville, NC 28078
(704)875-9092

QUALITY CONTROL DATA

Project: Colonial Pipeline (9/3-9/4 SL)
Pace Project No.: 92494208

LABORATORY CONTROL SAMPLE: 2993878

Parameter	Units	Spike Conc.	LCS Result	LCS % Rec	% Rec Limits	Qualifiers
sec-Butylbenzene	ug/kg	1250	1290	103	70-130	
Styrene	ug/kg	1250	1320	106	70-130	
tert-Butylbenzene	ug/kg	1250	1200	96	69-130	
Tetrachloroethene	ug/kg	1250	1380	111	56-130	
Toluene	ug/kg	1250	1170	94	70-130	IK
trans-1,2-Dichloroethene	ug/kg	1250	1230	98	70-130	
trans-1,3-Dichloropropene	ug/kg	1250	1290	103	70-130	
Trichloroethene	ug/kg	1250	1350	108	70-141	
Trichlorofluoromethane	ug/kg	1250	1250	100	67-130	
Vinyl acetate	ug/kg	2500	2370	95	10-136	
Vinyl chloride	ug/kg	1250	951	76	67-130	
Xylene (Total)	ug/kg	3750	3700	99	70-130	
1,2-Dichloroethane-d4 (S)	%			99	70-132	
4-Bromofluorobenzene (S)	%			101	70-130	
Toluene-d8 (S)	%			98	70-130	

MATRIX SPIKE SAMPLE: 2993880

Parameter	Units	92494208002 Result	Spike Conc.	MS Result	MS % Rec	% Rec Limits	Qualifiers
1,1,1,2-Tetrachloroethane	ug/kg	ND	921	956	104	52-133	
1,1,1-Trichloroethane	ug/kg	ND	921	830	90	49-137	
1,1,2,2-Tetrachloroethane	ug/kg	ND	921	810	88	39-150	
1,1,2-Trichloroethane	ug/kg	ND	921	845	92	48-140	
1,1-Dichloroethane	ug/kg	ND	921	714	78	46-135	
1,1-Dichloroethene	ug/kg	ND	921	724	79	38-149	
1,1-Dichloropropene	ug/kg	ND	921	877	95	41-140	
1,2,3-Trichlorobenzene	ug/kg	ND	921	785	85	10-158	
1,2,3-Trichloropropane	ug/kg	ND	921	769	84	33-157	
1,2,4-Trichlorobenzene	ug/kg	ND	921	903	98	10-155	
1,2,4-Trimethylbenzene	ug/kg	ND	921	885	96	24-154	
1,2-Dibromo-3-chloropropane	ug/kg	ND	921	659	72	33-158	
1,2-Dibromoethane (EDB)	ug/kg	ND	921	865	94	40-136	
1,2-Dichlorobenzene	ug/kg	ND	921	900	98	27-146	
1,2-Dichloroethane	ug/kg	ND	921	694	75	49-140	
1,2-Dichloropropane	ug/kg	ND	921	827	90	44-143	
1,3,5-Trimethylbenzene	ug/kg	ND	921	927	101	40-144	
1,3-Dichlorobenzene	ug/kg	ND	921	928	101	33-140	
1,3-Dichloropropane	ug/kg	ND	921	832	90	47-147	
1,4-Dichlorobenzene	ug/kg	ND	921	869	94	35-139	
2,2-Dichloropropane	ug/kg	ND	921	319	35	41-140	M1
2-Butanone (MEK)	ug/kg	ND	1840	1120	61	10-181	
2-Chlorotoluene	ug/kg	ND	921	914	99	38-147	
2-Hexanone	ug/kg	ND	1840	683	37	18-169	
4-Chlorotoluene	ug/kg	ND	921	883	96	36-145	
4-Methyl-2-pentanone (MIBK)	ug/kg	ND	1840	868	47	16-175	

Results presented on this page are in the units indicated by the "Units" column except where an alternate unit is presented to the right of the result.

REPORT OF LABORATORY ANALYSIS

This report shall not be reproduced, except in full,
without the written consent of Pace Analytical Services, LLC.

Pace Analytical Services, LLC
9800 Kincey Ave. Suite 100
Huntersville, NC 28078
(704)875-9092

QUALITY CONTROL DATA

Project: Colonial Pipeline (9/3-9/4 SL)
Pace Project No.: 92494208

MATRIX SPIKE SAMPLE: 2993880

Parameter	Units	92494208002 Result	Spike Conc.	MS Result	MS % Rec	% Rec Limits	Qualifiers
Acetone	ug/kg	ND	1840	676	37	10-200	
Benzene	ug/kg	ND	921	839	91	46-136	
Bromobenzene	ug/kg	ND	921	881	96	38-149	
Bromochloromethane	ug/kg	ND	921	774	84	44-142	
Bromodichloromethane	ug/kg	ND	921	830	90	41-140	
Bromoform	ug/kg	ND	921	764	83	34-145	
Bromomethane	ug/kg	ND	921	976	106	14-162	
Carbon tetrachloride	ug/kg	ND	921	952	103	44-141	
Chlorobenzene	ug/kg	ND	921	874	95	39-141	
Chloroethane	ug/kg	ND	921	479	52	10-182	
Chloroform	ug/kg	ND	921	733	80	45-140	
Chloromethane	ug/kg	ND	921	694	75	19-149	v3
cis-1,2-Dichloroethene	ug/kg	ND	921	763	83	38-150	
cis-1,3-Dichloropropene	ug/kg	ND	921	831	90	30-144	
Dibromochloromethane	ug/kg	ND	921	859	93	36-145	
Dibromomethane	ug/kg	ND	921	726	79	41-145	
Dichlorodifluoromethane	ug/kg	ND	921	835	91	16-146	
Diisopropyl ether	ug/kg	ND	921	658	72	41-143	
Ethylbenzene	ug/kg	ND	921	845	92	35-144	
Hexachloro-1,3-butadiene	ug/kg	ND	921	964	105	10-160	
Isopropylbenzene (Cumene)	ug/kg	ND	921	956	104	30-152	
m&p-Xylene	ug/kg	ND	1840	1770	96	33-145	
Methyl-tert-butyl ether	ug/kg	ND	921	742	81	49-140	
Methylene Chloride	ug/kg	ND	921	634	69	10-174	
n-Butylbenzene	ug/kg	ND	921	956	104	10-160	
n-Propylbenzene	ug/kg	ND	921	938	102	24-159	
Naphthalene	ug/kg	ND	921	648	70	10-171	
o-Xylene	ug/kg	ND	921	908	99	31-150	
p-Isopropyltoluene	ug/kg	ND	921	921	100	21-154	
sec-Butylbenzene	ug/kg	ND	921	951	103	19-159	
Styrene	ug/kg	ND	921	916	100	15-152	
tert-Butylbenzene	ug/kg	ND	921	952	103	31-141	
Tetrachloroethene	ug/kg	ND	921	991	108	19-141	
Toluene	ug/kg	ND	921	836	91	31-146	IK
trans-1,2-Dichloroethene	ug/kg	ND	921	790	86	28-157	
trans-1,3-Dichloropropene	ug/kg	ND	921	791	86	25-146	
Trichloroethene	ug/kg	ND	921	955	104	34-149	
Trichlorofluoromethane	ug/kg	ND	921	361	39	10-167	
Vinyl acetate	ug/kg	ND	1840	1270	69	10-200	
Vinyl chloride	ug/kg	ND	921	668	73	36-155	
Xylene (Total)	ug/kg	ND	2760	2680	97	29-148	
1,2-Dichloroethane-d4 (S)	%				102	70-132	
4-Bromofluorobenzene (S)	%				102	70-130	
Toluene-d8 (S)	%				99	70-130	

Results presented on this page are in the units indicated by the "Units" column except where an alternate unit is presented to the right of the result.

REPORT OF LABORATORY ANALYSIS

This report shall not be reproduced, except in full,
without the written consent of Pace Analytical Services, LLC.

Pace Analytical Services, LLC
9800 Kincey Ave. Suite 100
Huntersville, NC 28078
(704)875-9092

QUALITY CONTROL DATA

Project: Colonial Pipeline (9/3-9/4 SL)
Pace Project No.: 92494208

SAMPLE DUPLICATE: 2993879

Parameter	Units	92494208001 Result	Dup Result	RPD	Qualifiers
1,1,1,2-Tetrachloroethane	ug/kg	ND	ND		
1,1,1-Trichloroethane	ug/kg	ND	ND		
1,1,2,2-Tetrachloroethane	ug/kg	ND	ND		
1,1,2-Trichloroethane	ug/kg	ND	ND		
1,1-Dichloroethane	ug/kg	ND	ND		
1,1-Dichloroethene	ug/kg	ND	ND		
1,1-Dichloropropene	ug/kg	ND	ND		
1,2,3-Trichlorobenzene	ug/kg	ND	ND		
1,2,3-Trichloropropane	ug/kg	ND	ND		
1,2,4-Trichlorobenzene	ug/kg	ND	ND		
1,2,4-Trimethylbenzene	ug/kg	ND	ND		
1,2-Dibromo-3-chloropropane	ug/kg	ND	ND		
1,2-Dibromoethane (EDB)	ug/kg	ND	ND		
1,2-Dichlorobenzene	ug/kg	ND	ND		
1,2-Dichloroethane	ug/kg	ND	ND		
1,2-Dichloropropane	ug/kg	ND	ND		
1,3,5-Trimethylbenzene	ug/kg	ND	ND		
1,3-Dichlorobenzene	ug/kg	ND	ND		
1,3-Dichloropropane	ug/kg	ND	ND		
1,4-Dichlorobenzene	ug/kg	ND	ND		
2,2-Dichloropropane	ug/kg	ND	ND		
2-Butanone (MEK)	ug/kg	ND	ND		
2-Chlorotoluene	ug/kg	ND	ND		
2-Hexanone	ug/kg	ND	ND		
4-Chlorotoluene	ug/kg	ND	ND		
4-Methyl-2-pentanone (MIBK)	ug/kg	ND	ND		
Acetone	ug/kg	ND	ND		
Benzene	ug/kg	ND	ND		
Bromobenzene	ug/kg	ND	ND		
Bromochloromethane	ug/kg	ND	ND		
Bromodichloromethane	ug/kg	ND	ND		
Bromoform	ug/kg	ND	ND		
Bromomethane	ug/kg	ND	ND		
Carbon tetrachloride	ug/kg	ND	ND		
Chlorobenzene	ug/kg	ND	ND		
Chloroethane	ug/kg	ND	ND		
Chloroform	ug/kg	ND	ND		
Chloromethane	ug/kg	ND	ND		v2
cis-1,2-Dichloroethene	ug/kg	ND	ND		
cis-1,3-Dichloropropene	ug/kg	ND	ND		
Dibromochloromethane	ug/kg	ND	ND		
Dibromomethane	ug/kg	ND	ND		
Dichlorodifluoromethane	ug/kg	ND	ND		
Diisopropyl ether	ug/kg	ND	ND		
Ethylbenzene	ug/kg	ND	ND		
Hexachloro-1,3-butadiene	ug/kg	ND	ND		
Isopropylbenzene (Cumene)	ug/kg	ND	ND		

Results presented on this page are in the units indicated by the "Units" column except where an alternate unit is presented to the right of the result.

REPORT OF LABORATORY ANALYSIS

This report shall not be reproduced, except in full,
without the written consent of Pace Analytical Services, LLC.

Pace Analytical Services, LLC
9800 Kincey Ave. Suite 100
Huntersville, NC 28078
(704)875-9092

QUALITY CONTROL DATA

Project: Colonial Pipeline (9/3-9/4 SL)
Pace Project No.: 92494208

SAMPLE DUPLICATE: 2993879

Parameter	Units	92494208001 Result	Dup Result	RPD	Qualifiers
m&p-Xylene	ug/kg	ND	ND		
Methyl-tert-butyl ether	ug/kg	ND	ND		
Methylene Chloride	ug/kg	ND	ND		
n-Butylbenzene	ug/kg	ND	ND		
n-Propylbenzene	ug/kg	ND	ND		
Naphthalene	ug/kg	ND	ND		
o-Xylene	ug/kg	ND	ND		
p-Isopropyltoluene	ug/kg	ND	ND		
sec-Butylbenzene	ug/kg	ND	ND		
Styrene	ug/kg	ND	ND		
tert-Butylbenzene	ug/kg	ND	ND		
Tetrachloroethene	ug/kg	ND	ND		
Toluene	ug/kg	ND	ND		IK
trans-1,2-Dichloroethene	ug/kg	ND	ND		
trans-1,3-Dichloropropene	ug/kg	ND	ND		
Trichloroethene	ug/kg	ND	ND		
Trichlorofluoromethane	ug/kg	ND	ND		
Vinyl acetate	ug/kg	ND	ND		
Vinyl chloride	ug/kg	ND	ND		
Xylene (Total)	ug/kg	ND	ND		
1,2-Dichloroethane-d4 (S)	%	98	99		
4-Bromofluorobenzene (S)	%	102	101		
Toluene-d8 (S)	%	99	99		

Results presented on this page are in the units indicated by the "Units" column except where an alternate unit is presented to the right of the result.

REPORT OF LABORATORY ANALYSIS

This report shall not be reproduced, except in full,
without the written consent of Pace Analytical Services, LLC.

Pace Analytical Services, LLC
9800 Kincey Ave. Suite 100
Huntersville, NC 28078
(704)875-9092

QUALITY CONTROL DATA

Project: Colonial Pipeline (9/3-9/4 SL)
Pace Project No.: 92494208

QC Batch: 564802
QC Batch Method: EPA 8260D
Analysis Method: EPA 8260D
Analysis Description: 8260D MSV Low Level
Laboratory: Pace Analytical Services - Charlotte

Associated Lab Samples: 92494208011

METHOD BLANK: 2993948 Matrix: Water
Associated Lab Samples: 92494208011

Parameter	Units	Blank Result	Reporting Limit	Analyzed	Qualifiers
1,1,1,2-Tetrachloroethane	ug/L	ND	1.0	09/05/20 14:44	
1,1,1-Trichloroethane	ug/L	ND	1.0	09/05/20 14:44	
1,1,2,2-Tetrachloroethane	ug/L	ND	1.0	09/05/20 14:44	
1,1,2-Trichloroethane	ug/L	ND	1.0	09/05/20 14:44	
1,1-Dichloroethane	ug/L	ND	1.0	09/05/20 14:44	
1,1-Dichloroethene	ug/L	ND	1.0	09/05/20 14:44	
1,1-Dichloropropene	ug/L	ND	1.0	09/05/20 14:44	
1,2,3-Trichlorobenzene	ug/L	ND	1.0	09/05/20 14:44	
1,2,3-Trichloropropane	ug/L	ND	1.0	09/05/20 14:44	
1,2,4-Trichlorobenzene	ug/L	ND	1.0	09/05/20 14:44	
1,2-Dibromo-3-chloropropane	ug/L	ND	5.0	09/05/20 14:44	
1,2-Dibromoethane (EDB)	ug/L	ND	1.0	09/05/20 14:44	
1,2-Dichlorobenzene	ug/L	ND	1.0	09/05/20 14:44	
1,2-Dichloroethane	ug/L	ND	1.0	09/05/20 14:44	
1,2-Dichloropropane	ug/L	ND	1.0	09/05/20 14:44	
1,3-Dichlorobenzene	ug/L	ND	1.0	09/05/20 14:44	
1,3-Dichloropropane	ug/L	ND	1.0	09/05/20 14:44	
1,4-Dichlorobenzene	ug/L	ND	1.0	09/05/20 14:44	
2,2-Dichloropropane	ug/L	ND	1.0	09/05/20 14:44	
2-Butanone (MEK)	ug/L	ND	5.0	09/05/20 14:44	
2-Chlorotoluene	ug/L	ND	1.0	09/05/20 14:44	
2-Hexanone	ug/L	ND	5.0	09/05/20 14:44	
4-Chlorotoluene	ug/L	ND	1.0	09/05/20 14:44	
4-Methyl-2-pentanone (MIBK)	ug/L	ND	5.0	09/05/20 14:44	
Acetone	ug/L	ND	25.0	09/05/20 14:44	
Benzene	ug/L	ND	1.0	09/05/20 14:44	
Bromobenzene	ug/L	ND	1.0	09/05/20 14:44	
Bromochloromethane	ug/L	ND	1.0	09/05/20 14:44	
Bromodichloromethane	ug/L	ND	1.0	09/05/20 14:44	
Bromoform	ug/L	ND	1.0	09/05/20 14:44	v2
Bromomethane	ug/L	ND	2.0	09/05/20 14:44	
Carbon tetrachloride	ug/L	ND	1.0	09/05/20 14:44	
Chlorobenzene	ug/L	ND	1.0	09/05/20 14:44	
Chloroethane	ug/L	ND	1.0	09/05/20 14:44	
Chloroform	ug/L	ND	5.0	09/05/20 14:44	
Chloromethane	ug/L	ND	1.0	09/05/20 14:44	
cis-1,2-Dichloroethene	ug/L	ND	1.0	09/05/20 14:44	
cis-1,3-Dichloropropene	ug/L	ND	1.0	09/05/20 14:44	
Dibromochloromethane	ug/L	ND	1.0	09/05/20 14:44	
Dibromomethane	ug/L	ND	1.0	09/05/20 14:44	IK,v2

Results presented on this page are in the units indicated by the "Units" column except where an alternate unit is presented to the right of the result.

REPORT OF LABORATORY ANALYSIS

This report shall not be reproduced, except in full,
without the written consent of Pace Analytical Services, LLC.

Pace Analytical Services, LLC
9800 Kincey Ave. Suite 100
Huntersville, NC 28078
(704)875-9092

QUALITY CONTROL DATA

Project: Colonial Pipeline (9/3-9/4 SL)
Pace Project No.: 92494208

METHOD BLANK: 2993948 Matrix: Water
Associated Lab Samples: 92494208011

Parameter	Units	Blank Result	Reporting Limit	Analyzed	Qualifiers
Dichlorodifluoromethane	ug/L	ND	1.0	09/05/20 14:44	
Diisopropyl ether	ug/L	ND	1.0	09/05/20 14:44	
Ethylbenzene	ug/L	ND	1.0	09/05/20 14:44	
Hexachloro-1,3-butadiene	ug/L	ND	1.0	09/05/20 14:44	
m&p-Xylene	ug/L	ND	2.0	09/05/20 14:44	
Methyl-tert-butyl ether	ug/L	ND	1.0	09/05/20 14:44	
Methylene Chloride	ug/L	ND	5.0	09/05/20 14:44	
Naphthalene	ug/L	ND	1.0	09/05/20 14:44	
o-Xylene	ug/L	ND	1.0	09/05/20 14:44	
p-Isopropyltoluene	ug/L	ND	1.0	09/05/20 14:44	
Styrene	ug/L	ND	1.0	09/05/20 14:44	
Tetrachloroethene	ug/L	ND	1.0	09/05/20 14:44	
Toluene	ug/L	ND	1.0	09/05/20 14:44	
trans-1,2-Dichloroethene	ug/L	ND	1.0	09/05/20 14:44	
trans-1,3-Dichloropropene	ug/L	ND	1.0	09/05/20 14:44	
Trichloroethene	ug/L	ND	1.0	09/05/20 14:44	
Trichlorofluoromethane	ug/L	ND	1.0	09/05/20 14:44	IK
Vinyl acetate	ug/L	ND	2.0	09/05/20 14:44	
Vinyl chloride	ug/L	ND	1.0	09/05/20 14:44	
Xylene (Total)	ug/L	ND	1.0	09/05/20 14:44	
1,2-Dichloroethane-d4 (S)	%	124	70-130	09/05/20 14:44	
4-Bromofluorobenzene (S)	%	107	70-130	09/05/20 14:44	
Toluene-d8 (S)	%	103	70-130	09/05/20 14:44	

LABORATORY CONTROL SAMPLE: 2993949

Parameter	Units	Spike Conc.	LCS Result	LCS % Rec	% Rec Limits	Qualifiers
1,1,1,2-Tetrachloroethane	ug/L	50	49.0	98	70-130	
1,1,1-Trichloroethane	ug/L	50	49.5	99	70-130	
1,1,2,2-Tetrachloroethane	ug/L	50	53.8	108	70-130	
1,1,2-Trichloroethane	ug/L	50	48.4	97	70-130	
1,1-Dichloroethane	ug/L	50	51.9	104	70-130	
1,1-Dichloroethene	ug/L	50	49.4	99	70-130	
1,1-Dichloropropene	ug/L	50	50.1	100	70-130	
1,2,3-Trichlorobenzene	ug/L	50	49.8	100	70-130	
1,2,3-Trichloropropane	ug/L	50	54.2	108	70-130	
1,2,4-Trichlorobenzene	ug/L	50	51.1	102	70-130	
1,2-Dibromo-3-chloropropane	ug/L	50	52.4	105	70-130	
1,2-Dibromoethane (EDB)	ug/L	50	48.3	97	70-130	
1,2-Dichlorobenzene	ug/L	50	50.6	101	70-130	
1,2-Dichloroethane	ug/L	50	50.0	100	70-130	
1,2-Dichloropropane	ug/L	50	45.3	91	70-130	
1,3-Dichlorobenzene	ug/L	50	50.2	100	70-130	
1,3-Dichloropropane	ug/L	50	49.5	99	70-131	

Results presented on this page are in the units indicated by the "Units" column except where an alternate unit is presented to the right of the result.

REPORT OF LABORATORY ANALYSIS

This report shall not be reproduced, except in full,
without the written consent of Pace Analytical Services, LLC.

Pace Analytical Services, LLC
9800 Kincey Ave. Suite 100
Huntersville, NC 28078
(704)875-9092

QUALITY CONTROL DATA

Project: Colonial Pipeline (9/3-9/4 SL)
Pace Project No.: 92494208

LABORATORY CONTROL SAMPLE: 2993949

Parameter	Units	Spike Conc.	LCS Result	LCS % Rec	% Rec Limits	Qualifiers
1,4-Dichlorobenzene	ug/L	50	49.8	100	70-130	
2,2-Dichloropropane	ug/L	50	56.0	112	69-130	
2-Butanone (MEK)	ug/L	100	103	103	64-135	
2-Chlorotoluene	ug/L	50	50.4	101	70-130	
2-Hexanone	ug/L	100	112	112	66-135	
4-Chlorotoluene	ug/L	50	50.0	100	70-130	
4-Methyl-2-pentanone (MIBK)	ug/L	100	102	102	70-130	
Acetone	ug/L	100	110	110	61-157	
Benzene	ug/L	50	45.7	91	70-130	
Bromobenzene	ug/L	50	44.8	90	70-130	
Bromochloromethane	ug/L	50	54.9	110	70-130	
Bromodichloromethane	ug/L	50	43.8	88	70-130	
Bromoform	ug/L	50	37.9	76	70-130	v3
Bromomethane	ug/L	50	47.0	94	38-130	
Carbon tetrachloride	ug/L	50	45.3	91	70-130	
Chlorobenzene	ug/L	50	47.3	95	70-130	
Chloroethane	ug/L	50	46.8	94	37-142	
Chloroform	ug/L	50	52.7	105	70-130	
Chloromethane	ug/L	50	44.1	88	48-130	
cis-1,2-Dichloroethene	ug/L	50	51.8	104	70-130	
cis-1,3-Dichloropropene	ug/L	50	50.5	101	70-130	
Dibromochloromethane	ug/L	50	49.1	98	70-130	
Dibromomethane	ug/L	50	39.8	80	70-130	IK,v3
Dichlorodifluoromethane	ug/L	50	37.5	75	53-134	
Diisopropyl ether	ug/L	50	50.8	102	70-135	
Ethylbenzene	ug/L	50	47.9	96	70-130	
Hexachloro-1,3-butadiene	ug/L	50	53.3	107	68-132	
m&p-Xylene	ug/L	100	94.4	94	70-130	
Methyl-tert-butyl ether	ug/L	50	50.5	101	70-130	
Methylene Chloride	ug/L	50	54.9	110	67-132	
Naphthalene	ug/L	50	50.4	101	70-130	
o-Xylene	ug/L	50	46.9	94	70-131	
p-Isopropyltoluene	ug/L	50	49.3	99	70-130	
Styrene	ug/L	50	51.6	103	70-130	
Tetrachloroethene	ug/L	50	44.7	89	69-130	
Toluene	ug/L	50	48.3	97	70-130	
trans-1,2-Dichloroethene	ug/L	50	51.6	103	70-130	
trans-1,3-Dichloropropene	ug/L	50	51.0	102	70-130	
Trichloroethene	ug/L	50	43.1	86	70-130	
Trichlorofluoromethane	ug/L	50	45.5	91	63-130	IK
Vinyl acetate	ug/L	100	114	114	55-143	
Vinyl chloride	ug/L	50	42.1	84	70-131	
Xylene (Total)	ug/L	150	141	94	70-130	
1,2-Dichloroethane-d4 (S)	%			111	70-130	
4-Bromofluorobenzene (S)	%			103	70-130	
Toluene-d8 (S)	%			102	70-130	

Results presented on this page are in the units indicated by the "Units" column except where an alternate unit is presented to the right of the result.

REPORT OF LABORATORY ANALYSIS

This report shall not be reproduced, except in full,
without the written consent of Pace Analytical Services, LLC.

Pace Analytical Services, LLC
9800 Kincey Ave. Suite 100
Huntersville, NC 28078
(704)875-9092

QUALITY CONTROL DATA

Project: Colonial Pipeline (9/3-9/4 SL)
Pace Project No.: 92494208

MATRIX SPIKE & MATRIX SPIKE DUPLICATE: 2993955 2993956

Parameter	Units	92494187062 Result	MS Spike Conc.	MSD Spike Conc.	MS Result	MSD Result	MS % Rec	MSD % Rec	% Rec Limits	RPD	Qual
1,1,1,2-Tetrachloroethane	ug/L	ND	20	20	21.8	23.0	109	115	73-134	5	
1,1,1-Trichloroethane	ug/L	ND	20	20	24.2	23.4	121	117	82-143	3	
1,1,2,2-Tetrachloroethane	ug/L	ND	20	20	19.5	19.8	97	99	70-136	2	
1,1,2-Trichloroethane	ug/L	ND	20	20	20.1	20.8	101	104	70-135	3	
1,1-Dichloroethane	ug/L	ND	20	20	20.0	19.9	100	99	70-139	1	
1,1-Dichloroethene	ug/L	ND	20	20	19.3	19.8	97	99	70-154	2	
1,1-Dichloropropene	ug/L	ND	20	20	21.2	21.0	106	105	70-149	1	
1,2,3-Trichlorobenzene	ug/L	ND	20	20	21.1	20.8	105	104	70-135	1	
1,2,3-Trichloropropane	ug/L	ND	20	20	19.3	19.0	97	95	71-137	1	
1,2,4-Trichlorobenzene	ug/L	ND	20	20	22.3	21.5	111	108	73-140	3	
1,2-Dibromo-3-chloropropane	ug/L	ND	20	20	21.9	22.9	110	115	65-134	4	
1,2-Dibromoethane (EDB)	ug/L	ND	20	20	21.5	21.4	107	107	70-137	0	
1,2-Dichlorobenzene	ug/L	ND	20	20	21.1	21.4	106	107	70-133	1	
1,2-Dichloroethane	ug/L	ND	20	20	21.1	20.5	105	102	70-137	3	
1,2-Dichloropropane	ug/L	ND	20	20	19.5	20.3	98	101	70-140	4	
1,3-Dichlorobenzene	ug/L	ND	20	20	21.4	21.6	107	108	70-135	1	
1,3-Dichloropropane	ug/L	ND	20	20	20.2	20.6	101	103	70-143	2	
1,4-Dichlorobenzene	ug/L	ND	20	20	21.8	21.6	109	108	70-133	1	
2,2-Dichloropropane	ug/L	ND	20	20	23.6	24.3	118	121	61-148	3	v1
2-Butanone (MEK)	ug/L	12.2	40	40	38.2	37.0	65	62	60-139	3	
2-Chlorotoluene	ug/L	ND	20	20	21.2	21.6	106	108	70-144	2	
2-Hexanone	ug/L	11.2	40	40	50.5	50.9	98	99	65-138	1	
4-Chlorotoluene	ug/L	ND	20	20	20.6	20.7	103	104	70-137	1	
4-Methyl-2-pentanone (MIBK)	ug/L	5.5	40	40	42.3	43.5	92	95	65-135	3	
Acetone	ug/L	29.6	40	40	56.2	56.0	66	66	60-148	0	
Benzene	ug/L	ND	20	20	19.6	20.0	98	100	70-151	2	
Bromobenzene	ug/L	ND	20	20	20.9	20.8	104	104	70-136	0	
Bromochloromethane	ug/L	ND	20	20	20.6	20.0	103	100	70-141	3	
Bromodichloromethane	ug/L	ND	20	20	20.6	21.2	103	106	70-138	3	
Bromoform	ug/L	ND	20	20	22.7	22.8	113	114	63-130	1	
Bromomethane	ug/L	ND	20	20	13.9	14.2	69	71	15-152	3	
Carbon tetrachloride	ug/L	ND	20	20	24.8	25.5	124	128	70-143	3	v1
Chlorobenzene	ug/L	ND	20	20	20.8	21.0	104	105	70-138	1	
Chloroethane	ug/L	ND	20	20	13.7	14.3	69	71	52-163	4	
Chloroform	ug/L	ND	20	20	21.2	22.0	106	110	70-139	4	
Chloromethane	ug/L	ND	20	20	6.0	5.6	30	28	41-139	6	M1
cis-1,2-Dichloroethene	ug/L	30.0	20	20	45.3	45.5	77	77	70-141	0	
cis-1,3-Dichloropropene	ug/L	ND	20	20	22.0	22.0	110	110	70-137	0	
Dibromochloromethane	ug/L	ND	20	20	22.2	22.9	111	114	70-134	3	
Dibromomethane	ug/L	ND	20	20	22.4	22.5	112	113	70-138	0	
Dichlorodifluoromethane	ug/L	ND	20	20	1.3	1.2	7	6	47-155	5	M1
Diisopropyl ether	ug/L	ND	20	20	16.8	16.7	84	83	63-144	1	
Ethylbenzene	ug/L	ND	20	20	21.6	21.3	108	106	66-153	1	
Hexachloro-1,3-butadiene	ug/L	ND	20	20	24.0	23.8	120	119	65-149	1	
m&p-Xylene	ug/L	ND	40	40	43.5	42.9	109	107	69-152	1	
Methyl-tert-butyl ether	ug/L	ND	20	20	19.2	19.2	96	96	54-156	0	

Results presented on this page are in the units indicated by the "Units" column except where an alternate unit is presented to the right of the result.

REPORT OF LABORATORY ANALYSIS

This report shall not be reproduced, except in full,
without the written consent of Pace Analytical Services, LLC.

Pace Analytical Services, LLC
9800 Kincey Ave. Suite 100
Huntersville, NC 28078
(704)875-9092

QUALITY CONTROL DATA

Project: Colonial Pipeline (9/3-9/4 SL)
Pace Project No.: 92494208

MATRIX SPIKE & MATRIX SPIKE DUPLICATE: 2993955 2993956

Parameter	Units	92494187062 Result	MS Spike Conc.	MSD Spike Conc.	MS Result	MSD Result	MS % Rec	MSD % Rec	% Rec Limits	RPD	Qual
Methylene Chloride	ug/L	ND	20	20	18.0	17.7	90	89	42-159	2	
Naphthalene	ug/L	ND	20	20	20.2	20.6	101	103	61-148	2	
o-Xylene	ug/L	ND	20	20	20.5	20.7	103	103	70-148	1	
p-Isopropyltoluene	ug/L	ND	20	20	21.6	21.8	108	109	70-146	1	
Styrene	ug/L	ND	20	20	21.4	21.5	107	108	70-135	1	
Tetrachloroethene	ug/L	0.62J	20	20	23.1	23.3	112	114	59-143	1	
Toluene	ug/L	ND	20	20	19.9	20.7	100	104	59-148	4	
trans-1,2-Dichloroethene	ug/L	ND	20	20	21.2	20.7	106	104	70-146	2	
trans-1,3-Dichloropropene	ug/L	ND	20	20	22.2	22.5	111	112	70-135	1	
Trichloroethene	ug/L	5.4	20	20	28.5	28.7	116	117	70-147	1	
Trichlorofluoromethane	ug/L	ND	20	20	16.9	15.8	84	79	70-148	6	
Vinyl acetate	ug/L	ND	40	40	33.6	33.4	84	83	49-151	1	
Vinyl chloride	ug/L	2.0	20	20	9.7	9.7	39	38	70-156	0	M1
Xylene (Total)	ug/L	ND	60	60	64.1	63.6	107	106	63-158	1	
1,2-Dichloroethane-d4 (S)	%						109	107	70-130		
4-Bromofluorobenzene (S)	%						101	100	70-130		
Toluene-d8 (S)	%						97	99	70-130		

Results presented on this page are in the units indicated by the "Units" column except where an alternate unit is presented to the right of the result.

REPORT OF LABORATORY ANALYSIS

This report shall not be reproduced, except in full,
without the written consent of Pace Analytical Services, LLC.

Pace Analytical Services, LLC
9800 Kincey Ave. Suite 100
Huntersville, NC 28078
(704)875-9092

QUALITY CONTROL DATA

Project: Colonial Pipeline (9/3-9/4 SL)
Pace Project No.: 92494208

QC Batch: 564747
QC Batch Method: ASTM D2974-87
Analysis Method: ASTM D2974-87
Analysis Description: Dry Weight/Percent Moisture
Laboratory: Pace Analytical Services - Charlotte
Associated Lab Samples: 92494208001, 92494208002, 92494208003, 92494208004, 92494208005, 92494208006, 92494208007, 92494208008, 92494208009, 92494208010

SAMPLE DUPLICATE: 2993724

Parameter	Units	92494208001 Result	Dup Result	RPD	Qualifiers
Percent Moisture	%	19.5	20.0	2	

Results presented on this page are in the units indicated by the "Units" column except where an alternate unit is presented to the right of the result.

REPORT OF LABORATORY ANALYSIS

This report shall not be reproduced, except in full,
without the written consent of Pace Analytical Services, LLC.

Pace Analytical Services, LLC
9800 Kincey Ave. Suite 100
Huntersville, NC 28078
(704)875-9092

QUALITY CONTROL DATA

Project: Colonial Pipeline (9/3-9/4 SL)
Pace Project No.: 92494208

QC Batch: 1539398 | Analysis Method: SM 2540G
QC Batch Method: SM 2540 G | Analysis Description: Total Solids 2540 G-2011
Laboratory: Pace National - Mt. Juliet
Associated Lab Samples: 92494208001, 92494208002, 92494208003, 92494208004, 92494208005, 92494208006, 92494208007

METHOD BLANK: R3568194-1 Matrix: Solid
Associated Lab Samples: 92494208001, 92494208002, 92494208003, 92494208004, 92494208005, 92494208006, 92494208007

Parameter	Units	Blank Result	Reporting Limit	Analyzed	Qualifiers
Total Solids	%	0.00100		09/08/20 09:03	

LABORATORY CONTROL SAMPLE: R3568194-2

Parameter	Units	Spike Conc.	LCS Result	LCS % Rec	% Rec Limits	Qualifiers
Total Solids	%	50.0	50.0	100	85.0-115	

SAMPLE DUPLICATE: R3568194-3

Parameter	Units	L1258722-03 Result	Dup Result	RPD	Qualifiers
Total Solids	%	90.0	89.0	1.14	

Results presented on this page are in the units indicated by the "Units" column except where an alternate unit is presented to the right of the result.

REPORT OF LABORATORY ANALYSIS

This report shall not be reproduced, except in full,
without the written consent of Pace Analytical Services, LLC.

Pace Analytical Services, LLC
9800 Kincey Ave. Suite 100
Huntersville, NC 28078
(704)875-9092

QUALITY CONTROL DATA

Project: Colonial Pipeline (9/3-9/4 SL)
Pace Project No.: 92494208

QC Batch: 1539399
QC Batch Method: SM 2540 G
Analysis Method: SM 2540G
Analysis Description: Total Solids 2540 G-2011
Laboratory: Pace National - Mt. Juliet
Associated Lab Samples: 92494208008, 92494208009, 92494208010

METHOD BLANK: R3568196-1 Matrix: Solid
Associated Lab Samples: 92494208008, 92494208009, 92494208010

Parameter	Units	Blank Result	Reporting Limit	Analyzed	Qualifiers
Total Solids	%	0.00100		09/08/20 11:32	

LABORATORY CONTROL SAMPLE: R3568196-2

Parameter	Units	Spike Conc.	LCS Result	LCS % Rec	% Rec Limits	Qualifiers
Total Solids	%	50.0	50.0	100	85.0-115	

SAMPLE DUPLICATE: R3568196-3

Parameter	Units	92494208008 Result	Dup Result	RPD	Qualifiers
Total Solids	%	86.9	87.3	0.454	

Results presented on this page are in the units indicated by the "Units" column except where an alternate unit is presented to the right of the result.

REPORT OF LABORATORY ANALYSIS

This report shall not be reproduced, except in full,
without the written consent of Pace Analytical Services, LLC.

Pace Analytical Services, LLC
9800 Kincey Ave. Suite 100
Huntersville, NC 28078
(704)875-9092

QUALIFIERS

Project: Colonial Pipeline (9/3-9/4 SL)
Pace Project No.: 92494208

DEFINITIONS

DF - Dilution Factor, if reported, represents the factor applied to the reported data due to dilution of the sample aliquot.

ND - Not Detected at or above adjusted reporting limit.

TNTC - Too Numerous To Count

J - Estimated concentration above the adjusted method detection limit and below the adjusted reporting limit.

MDL - Adjusted Method Detection Limit.

PQL - Practical Quantitation Limit.

RL - Reporting Limit - The lowest concentration value that meets project requirements for quantitative data with known precision and bias for a specific analyte in a specific matrix.

S - Surrogate

1,2-Diphenylhydrazine decomposes to and cannot be separated from Azobenzene using Method 8270. The result for each analyte is a combined concentration.

Consistent with EPA guidelines, unrounded data are displayed and have been used to calculate % recovery and RPD values.

LCS(D) - Laboratory Control Sample (Duplicate)

MS(D) - Matrix Spike (Duplicate)

DUP - Sample Duplicate

RPD - Relative Percent Difference

NC - Not Calculable.

SG - Silica Gel - Clean-Up

U - Indicates the compound was analyzed for, but not detected.

Acid preservation may not be appropriate for 2 Chloroethylvinyl ether.

A separate vial preserved to a pH of 4-5 is recommended in SW846 Chapter 4 for the analysis of Acrolein and Acrylonitrile by EPA Method 8260.

N-Nitrosodiphenylamine decomposes and cannot be separated from Diphenylamine using Method 8270. The result reported for each analyte is a combined concentration.

Pace Analytical is TNI accredited. Contact your Pace PM for the current list of accredited analytes.

TNI - The NELAC Institute.

ANALYTE QUALIFIERS

IK	The recalculated concentration of the calibration standard(s) did not meet method acceptance criteria; this result should be considered an estimated value.
M1	Matrix spike recovery exceeded QC limits. Batch accepted based on laboratory control sample (LCS) recovery.
ML	Matrix spike recovery and/or matrix spike duplicate recovery was below laboratory control limits. Result may be biased low.
R1	RPD value was outside control limits.
v1	The continuing calibration verification was above the method acceptance limit. Any detection for the analyte in the associated samples may have a high bias.
v2	The continuing calibration verification was below the method acceptance limit. The analyte was not detected in the associated samples and the sensitivity of the instrument was verified with a reporting limit check standard.
v3	The continuing calibration verification was below the method acceptance limit. Any detection for the analyte in the associated samples may have low bias.

This report shall not be reproduced, except in full,
without the written consent of Pace Analytical Services, LLC.

Pace Analytical Services, LLC
9800 Kincey Ave. Suite 100
Huntersville, NC 28078
(704)875-9092

QUALITY CONTROL DATA CROSS REFERENCE TABLE

Project: Colonial Pipeline (9/3-9/4 SL)
Pace Project No.: 92494208

Lab ID	Sample ID	QC Batch Method	QC Batch	Analytical Method	Analytical Batch
92494208001	**BH-05 (5.75-7.5)**	MADEPV	1538968	MADEP VPH	1538968
92494208002	**BH-05 (15-17.5)**	MADEPV	1538811	MADEP VPH	1538811
92494208002	**BH-05 (15-17.5)**	MADEPV	1538968	MADEP VPH	1538968
92494208003	**BH-06 (22.5-25)**	MADEPV	1538811	MADEP VPH	1538811
92494208003	**BH-06 (22.5-25)**	MADEPV	1538968	MADEP VPH	1538968
92494208004	**BH-06 (32.5-35)**	MADEPV	1538811	MADEP VPH	1538811
92494208004	**BH-06 (32.5-35)**	MADEPV	1538968	MADEP VPH	1538968
92494208005	**BH-07 (2.5-5)**	MADEPV	1538811	MADEP VPH	1538811
92494208005	**BH-07 (2.5-5)**	MADEPV	1538968	MADEP VPH	1538968
92494208006	**BH-07 (30-32.5)**	MADEPV	1538811	MADEP VPH	1538811
92494208006	**BH-07 (30-32.5)**	MADEPV	1538968	MADEP VPH	1538968
92494208007	**BH-08 (20-22.5)**	MADEPV	1538811	MADEP VPH	1538811
92494208007	**BH-08 (20-22.5)**	MADEPV	1538968	MADEP VPH	1538968
92494208008	**BH-08 (22.5-25)**	MADEPV	1538811	MADEP VPH	1538811
92494208008	**BH-08 (22.5-25)**	MADEPV	1538968	MADEP VPH	1538968
92494208009	**MW-1 (17.5-20)**	MADEPV	1538811	MADEP VPH	1538811
92494208009	**MW-1 (17.5-20)**	MADEPV	1538968	MADEP VPH	1538968
92494208010	**MW-1 (20-22.5)**	MADEPV	1538811	MADEP VPH	1538811
92494208010	**MW-1 (20-22.5)**	MADEPV	1538968	MADEP VPH	1538968
92494208001	**BH-05 (5.75-7.5)**	EPA 5035A/5030B	564795	EPA 8260D	564800
92494208002	**BH-05 (15-17.5)**	EPA 5035A/5030B	564795	EPA 8260D	564800
92494208003	**BH-06 (22.5-25)**	EPA 5035A/5030B	564795	EPA 8260D	564800
92494208004	**BH-06 (32.5-35)**	EPA 5035A/5030B	564795	EPA 8260D	564800
92494208005	**BH-07 (2.5-5)**	EPA 5035A/5030B	564795	EPA 8260D	564800
92494208006	**BH-07 (30-32.5)**	EPA 5035A/5030B	564795	EPA 8260D	564800
92494208007	**BH-08 (20-22.5)**	EPA 5035A/5030B	564795	EPA 8260D	564800
92494208008	**BH-08 (22.5-25)**	EPA 5035A/5030B	564795	EPA 8260D	564800
92494208009	**MW-1 (17.5-20)**	EPA 5035A/5030B	564795	EPA 8260D	564800
92494208010	**MW-1 (20-22.5)**	EPA 5035A/5030B	564795	EPA 8260D	564800
92494208011	**TB-1**	EPA 8260D	564802		
92494208001	**BH-05 (5.75-7.5)**	ASTM D2974-87	564747		
92494208002	**BH-05 (15-17.5)**	ASTM D2974-87	564747		
92494208003	**BH-06 (22.5-25)**	ASTM D2974-87	564747		
92494208004	**BH-06 (32.5-35)**	ASTM D2974-87	564747		
92494208005	**BH-07 (2.5-5)**	ASTM D2974-87	564747		
92494208006	**BH-07 (30-32.5)**	ASTM D2974-87	564747		
92494208007	**BH-08 (20-22.5)**	ASTM D2974-87	564747		
92494208008	**BH-08 (22.5-25)**	ASTM D2974-87	564747		

This report shall not be reproduced, except in full,
without the written consent of Pace Analytical Services, LLC.

Pace Analytical Services, LLC
9800 Kincey Ave. Suite 100
Huntersville, NC 28078
(704)875-9092

QUALITY CONTROL DATA CROSS REFERENCE TABLE

Project: Colonial Pipeline (9/3-9/4 SL)
Pace Project No.: 92494208

Lab ID	Sample ID	QC Batch Method	QC Batch	Analytical Method	Analytical Batch
92494208009	**MW-1 (17.5-20)**	ASTM D2974-87	564747		
92494208010	**MW-1 (20-22.5)**	ASTM D2974-87	564747		
92494208001	**BH-05 (5.75-7.5)**	SM 2540 G	1539398	SM 2540G	1539398
92494208002	**BH-05 (15-17.5)**	SM 2540 G	1539398	SM 2540G	1539398
92494208003	**BH-06 (22.5-25)**	SM 2540 G	1539398	SM 2540G	1539398
92494208004	**BH-06 (32.5-35)**	SM 2540 G	1539398	SM 2540G	1539398
92494208005	**BH-07 (2.5-5)**	SM 2540 G	1539398	SM 2540G	1539398
92494208006	**BH-07 (30-32.5)**	SM 2540 G	1539398	SM 2540G	1539398
92494208007	**BH-08 (20-22.5)**	SM 2540 G	1539398	SM 2540G	1539398
92494208008	**BH-08 (22.5-25)**	SM 2540 G	1539399	SM 2540G	1539399
92494208009	**MW-1 (17.5-20)**	SM 2540 G	1539399	SM 2540G	1539399
92494208010	**MW-1 (20-22.5)**	SM 2540 G	1539399	SM 2540G	1539399

This report shall not be reproduced, except in full,
without the written consent of Pace Analytical Services, LLC.

Pace Analytical	Document Name: Sample Condition Upon Receipt(SCUR)	Document Revised: February 7, 2018 Page 1 of 2
	Document No.: F-CAR-CS-033-Rev.06	Issuing Authority: Pace Carolinas Quality Office

Laboratory receiving samples:
Asheville ☐ Eden ☐ Greenwood ☐ Huntersville ☑ Raleigh ☐ Mechanicsville ☐

Sample Condition Upon Receipt

Client Name: AECOM **Project:**

WO# : 92494208

92494208

Courier: ☐ Commercial ☐ Fed Ex ☐ Pace ☐ UPS ☐ USPS ☐ Other:____ ☑ Client

Custody Seal Present? ☐ Yes ☐ No **Seals Intact?** ☐ Yes ☐ No

Date/Initials Person Examining Contents: 9/25

Packing Material: ☐ Bubble Wrap ☑ Bubble Bags ☐ None ☑ Other

Biological Tissue Frozen? ☐ Yes ☐ No ☑ N/A

Thermometer: ☐ IR Gun ID: 92T061 **Type of Ice:** ☐ Wet ☐ Blue ☐ None

Cooler Temp (°C): 5.6 **Correction Factor:** Add/Subtract (°C) 0.0

Cooler Temp Corrected (°C): 5.6

Temp should be above freezing to 6°C
☐ Samples out of temp criteria. Samples on ice, cooling process has begun

USDA Regulated Soil (☐ N/A, water sample)
Did samples originate in a quarantine zone within the United States: CA, NY, or SC (check maps)? ☐ Yes ☐ No

Did samples originate from a foreign source (Internationally, including Hawaii and Puerto Rico)? ☐ Yes ☐ No

				Comments/Discrepancy:
Chain of Custody Present?	☑ Yes	☐ No	☐ N/A	1.
Samples Arrived within Hold Time?	☑ Yes	☐ No	☐ N/A	2.
Short Hold Time Analysis (<72 hr.)?	☐ Yes	☑ No	☐ N/A	3.
Rush Turn Around Time Requested?	☑ Yes	☐ No	☐ N/A	4.
Sufficient Volume?	☑ Yes	☐ No	☐ N/A	5.
Correct Containers Used?	☑ Yes	☐ No	☐ N/A	6.
-Pace Containers Used?	☑ Yes	☐ No	☐ N/A	
Containers Intact?	☑ Yes	☐ No	☐ N/A	7.
Dissolved analysis: Samples Field Filtered?	☐ Yes	☑ No	☐ N/A	8.
Sample Labels Match COC?	☑ Yes	☐ No	☐ N/A	9.
-Includes Date/Time/ID/Analysis Matrix: SL				
Headspace in VOA Vials (>5-6mm)?	☐ Yes	☑ No	☐ N/A	10.
Trip Blank Present?	☑ Yes	☐ No	☐ N/A	11.
Trip Blank Custody Seals Present?	☑ Yes	☐ No	☐ N/A	

COMMENTS/SAMPLE DISCREPANCY

Field Data Required? ☐ Yes ☐ No

Lot ID of split containers:

CLIENT NOTIFICATION/RESOLUTION

Person contacted: _____ Date/Time: _____

Project Manager SCURF Review: _____ **Date:** _____

Project Manager SRF Review: _____ **Date:** _____

***Check mark top half of box if pH and/or dechlorination is verified and within the acceptance range for preservation samples.**

Exceptions: VOA, Coliform, TOC, Oil and Grease, DRO/8015 (water) DOC, LLHg

****Bottom half of box is to list number of bottle**

Project #

WO#: 92494208

PM: NMG Due Date: 09/08/20

CLIENT: 92-AECOM CHA

Item#	BP4U-125 mL Plastic Unpreserved (N/A) (Cl-)	BP3U-250 mL Plastic Unpreserved (N/A)	BP2U-500 mL Plastic Unpreserved (N/A)	BP1U-1 liter Plastic Unpreserved (N/A)	BP4S-125 mL Plastic H2SO4 (pH < 2) (Cl-)	BP3N-250 mL plastic HNO3 (pH < 2)	BP4Z-125 mL Plastic ZN Acetate & NaOH (>9)	BP4C-125 mL Plastic NaOH (pH > 12) (Cl-)	WGFU-Wide-mouthed Glass jar Unpreserved	AG1U-1 liter Amber Unpreserved (N/A) (Cl-)	AG1H-1 liter Amber HCl (pH < 2)	AG3U-250 mL Amber Unpreserved (N/A) (Cl-)	AG1S-1 liter Amber H2SO4 (pH < 2)	AG3S-250 mL Amber H2SO4 (pH < 2)	AG3A(DG3A)-250 mL Amber NH4Cl (N/A)(Cl-)	DG9H-40 mL VOA HCl (N/A)	VG9T-40 mL VOA Na2S2O3 (N/A)	VG9U-40 mL VOA Unp (N/A)	DG9P-40 mL VOA H3PO4 (N/A)	VOAK (6 vials per kit)-5035 kit (N/A)	V/GK (3 vials per kit)-VPH/Gas kit (N/A)	SP5T-125 mL Sterile Plastic (N/A – lab)	SP2T-250 mL Sterile Plastic (N/A – lab)		BP3A-250 mL Plastic (NH2)2SO4 (9.3-9.7)	AG0U-100 mL Amber Unpreserved vials (N/A)	VSGU-20 mL Scintillation vials (N/A)	DG9U-40 mL Amber Unpreserved vials (N/A)
1	\				\	\	\	\			\		\	\	\							6			\	\			
2	\				\	\	\	\			\		\	\	\							6			\	\			
3	\				\	\	\	\			\		\	\	\							6			\	\			
4	\				\	\	\	\			\		\	\	\							6			\	\			
5	\				\	\	\	\			\		\	\	\							6			\	\			
6	\				\	\	\	\			\		\	\	\							6			\	\			
7	\				\	\	\	\			\		\	\	\							6			\	\			
8	\				\	\	\	\			\		\	\	\							6			\	\			
9	\				\	\	\	\			\		\	\	\							6			\	\			
10	\				\	\	\	\			\		\	\	\							6			\	\			
11	\				\	\	\	\			\		\	\	\		2								\	\			
12	\				\	\	\	\			\		\	\	\										\	\			

pH Adjustment Log for Preserved Samples

Sample ID	Type of Preservative	pH upon receipt	Date preservation adjusted	Time preservation adjusted	Amount of Preservative added	Lot #

Note: Whenever there is a discrepancy affecting North Carolina compliance samples, a copy of this form will be sent to the North Carolina DEHNR Certification Office (i.e. Out of hold, incorrect preservative, out of temp, incorrect containers.

Pace Analytical
WWW.PACELABS.COM

CHAIN-OF-CUSTODY / Analytical Request Document

The Chain-of-Custody is a LEGAL DOCUMENT. All relevant fields must be completed accurately.

Page : 1 Of 1

Section A Required Client Information:		Section B Required Project Information:		Section C Invoice Information:	
Company:	AECOM, Charlotte	Report To:	Wreschnig, Andrew	Attention:	
Address:	6000 Fairview Road	Copy To:		Company Name:	
	uite 200, Charlotte, NC 28210			Address:	
Email:	andrew.wreschnig@aecom.com	Purchase Order #:		Pace Quote:	
Phone:	(980)221-7831 Fax	Project Name:	Colonial Pipeline	Pace Project Manager:	nicole.gasiorowski@pacelabs.com,
Requested Due Date:		Project #:		Pace Profile #:	12518

Regulatory Agency

State / Location: NC

ITEM #	SAMPLE ID (One Character per box. (A-Z, 0-9 / , -) Sample Ids must be unique)	MATRIX CODE (see valid codes to left)	SAMPLE TYPE (G=GRAB C=COMP)	COLLECTED START DATE	COLLECTED START TIME	COLLECTED END DATE	COLLECTED END TIME	SAMPLE TEMP AT COLLECTION	# OF CONTAINERS	Preservatives: Unpreserved	H2SO4	HNO3	HCl	NaOH	Na2S2O3	Methanol	Other	Analyses Test Y/N	Requested Analysis Filtered (Y/N): EDB 8260	VPH	6010 Lead	504.1 EDB	Trip BLANK	Residual Chlorine (Y/N)	8248208
1	BH-05 (5.75-7.5)	SL	G	9/3/20	1445				6							X			X	X			X		001
2	BH-05 (15-17.5)				1455																				002
3	BH-06 (22.5-25)				1515																				003
4	BH-06 (32.5-35)				1555																				004
5	BH-07 (2.5-5)			9/4/20	0815																				005
6	BH-07 (30-32.5)			9/4/20	1025																				006
7	BH-08 (20-22.5)			9/4/20	1440																				007
8	BH-08 (22.5-25)			9/4/20	1455																				008
9	MW-1 (17.5-20)			9/4/20	1635																				009
10	MW-1 (20-22.5)			9/4/20	1635																				010
11	TB-1	WT	G																						011
12																									

ADDITIONAL COMMENTS	RELINQUISHED BY / AFFILIATION	DATE	TIME	ACCEPTED BY / AFFILIATION	DATE	TIME	SAMPLE CONDITIONS
	Aecom	9/4/20	1730	PACE	9/4/20	1730	EDB Y N X

SAMPLER NAME AND SIGNATURE

PRINT Name of SAMPLER: Ben Weisepfe

SIGNATURE of SAMPLER: DATE Signed: 9/4/20

TEMP in C	Received on Ice (Y/N)	Custody Sealed Cooler (Y/N)	Samples Intact (Y/N)

Pace Analytical Services, LLC
9800 Kincey Ave. Suite 100
Huntersville, NC 28078
(704)875-9092

September 16, 2020

Andrew Street
Apex Companies - NC
5900 Northwoods Business Pkwy
Suite 5900-0
Charlotte, NC 28269

RE: Project: 2020-LI-2448
Pace Project No.: 92494334

Dear Andrew Street:

Enclosed are the analytical results for sample(s) received by the laboratory on September 08, 2020. The results relate only to the samples included in this report. Results reported herein conform to the applicable TNI/NELAC Standards and the laboratory's Quality Manual, where applicable, unless otherwise noted in the body of the report.

The test results provided in this final report were generated by each of the following laboratories within the Pace Network:

- Pace National - Mt. Juliet
- Pace Analytical Services - Charlotte

If you have any questions concerning this report, please feel free to contact me.

Sincerely,

Angela M. Baioni

Angela Baioni
angela.baioni@pacelabs.com
(704)875-9092
Project Manager

Enclosures

cc: J Culbreath, Colonial Pipeline Company
Robert Hughes, Colonial Pipeline
Margaret King, APEX Companies, LLC
Emily Little, Apex Companies
Jeff Morrison, Colonial Pipeline Company
Tom Naumann, APEX Companies - NC
Joe Nicolette, Montrose-EPS
Christopher Schultz, Apex Companies
J Tate, Colonial Pipeline Company
Alex Testoff, Montrose-EPS
Michael Verdon, Colonial Pipeline Company
JM Wyatt, Colonial Pipeline Company

REPORT OF LABORATORY ANALYSIS

This report shall not be reproduced, except in full,
without the written consent of Pace Analytical Services, LLC.

Pace Analytical Services, LLC
9800 Kincey Ave. Suite 100
Huntersville, NC 28078
(704)875-9092

CERTIFICATIONS

Project: 2020-LI-2448
Pace Project No.: 92494334

Pace Analytical Services National

12065 Lebanon Road, Mt. Juliet, TN 37122
Alabama Certification #: 40660
Alaska Certification 17-026
Arizona Certification #: AZ0612
Arkansas Certification #: 88-0469
California Certification #: 2932
Canada Certification #: 1461.01
Colorado Certification #: TN00003
Connecticut Certification #: PH-0197
DOD Certification: #1461.01
EPA# TN00003
Florida Certification #: E87487
Georgia DW Certification #: 923
Georgia Certification: NELAP
Idaho Certification #: TN00003
Illinois Certification #: 200008
Indiana Certification #: C-TN-01
Iowa Certification #: 364
Kansas Certification #: E-10277
Kentucky UST Certification #: 16
Kentucky Certification #: 90010
Louisiana Certification #: AI30792
Louisiana DW Certification #: LA180010
Maine Certification #: TN0002
Maryland Certification #: 324
Massachusetts Certification #: M-TN003
Michigan Certification #: 9958
Minnesota Certification #: 047-999-395
Mississippi Certification #: TN00003
Missouri Certification #: 340
Montana Certification #: CERT0086
Nebraska Certification #: NE-OS-15-05
Nevada Certification #: TN-03-2002-34
New Hampshire Certification #: 2975
New Jersey Certification #: TN002
New Mexico DW Certification
New York Certification #: 11742
North Carolina Aquatic Toxicity Certification #: 41
North Carolina Drinking Water Certification #: 21704
North Carolina Environmental Certificate #: 375
North Dakota Certification #: R-140
Ohio VAP Certification #: CL0069
Oklahoma Certification #: 9915
Oregon Certification #: TN200002
Pennsylvania Certification #: 68-02979
Rhode Island Certification #: LAO00356
South Carolina Certification #: 84004
South Dakota Certification
Tennessee DW/Chem/Micro Certification #: 2006
Texas Certification #: T 104704245-17-14
Texas Mold Certification #: LAB0152
USDA Soil Permit #: P330-15-00234
Utah Certification #: TN00003
Virginia Certification #: VT2006
Vermont Dept. of Health: ID# VT-2006
Virginia Certification #: 460132
Washington Certification #: C847
West Virginia Certification #: 233
Wisconsin Certification #: 9980939910
Wyoming UST Certification #: via A2LA 2926.01
A2LA-ISO 17025 Certification #: 1461.01
A2LA-ISO 17025 Certification #: 1461.02
AIHA-LAP/LLC EMLAP Certification #:100789

Pace Analytical Services Charlotte

9800 Kincey Ave. Ste 100, Huntersville, NC 28078
Louisiana/NELAP Certification # LA170028
North Carolina Drinking Water Certification #: 37706
North Carolina Field Services Certification #: 5342
North Carolina Wastewater Certification #: 12
South Carolina Certification #: 99006001
Florida/NELAP Certification #: E87627
Kentucky UST Certification #: 84
Virginia/VELAP Certification #: 460221

REPORT OF LABORATORY ANALYSIS

This report shall not be reproduced, except in full,
without the written consent of Pace Analytical Services, LLC.

Pace Analytical Services, LLC
9800 Kincey Ave. Suite 100
Huntersville, NC 28078
(704)875-9092

SAMPLE ANALYTE COUNT

Project: 2020-LI-2448
Pace Project No.: 92494334

Lab ID	Sample ID	Method	Analysts	Analytes Reported	Laboratory
92494334001	**MW29-27.5-30'**	MADEP VPH	ACG	6	PAN
		EPA 8260D	SAS	70	PASI-C
		ASTM D2974-87	KDF	1	PASI-C
		SM 2540G	KBC	1	PAN
92494334002	**ER9 66-22.5-25'**	MADEP VPH	ACG	6	PAN
		EPA 8260D	SAS	70	PASI-C
		ASTM D2974-87	KDF	1	PASI-C
		SM 2540G	KBC	1	PAN
92494334003	**MW31-25-27.5'**	MADEP VPH	BMB	6	PAN
		EPA 8260D	SAS	70	PASI-C
		ASTM D2974-87	KDF	1	PASI-C
		SM 2540G	KBC	1	PAN

PAN = Pace National - Mt. Juliet
PASI-C = Pace Analytical Services - Charlotte

This report shall not be reproduced, except in full,
without the written consent of Pace Analytical Services, LLC.

Pace Analytical Services, LLC
9800 Kincey Ave. Suite 100
Huntersville, NC 28078
(704)875-9092

ANALYTICAL RESULTS

Project: 2020-LI-2448
Pace Project No.: 92494334

Sample: MW29-27.5-30' **Lab ID: 92494334001** Collected: 09/06/20 11:30 Received: 09/08/20 13:40 Matrix: Solid

Results reported on a "dry weight" basis and are adjusted for percent moisture, sample size and any dilutions.

Parameters	Results	Units	Report Limit	DF	Prepared	Analyzed	CAS No.	Qual
MADEPV	Analytical Method: MADEP VPH Preparation Method: MADEPV Pace National - Mt. Juliet							
Aliphatic (C05-C08)	ND	mg/kg	9.53	1.59	09/06/20 11:30	09/13/20 21:02		
Aliphatic (C09-C12)	ND	mg/kg	9.53	1.59	09/06/20 11:30	09/13/20 21:02		
Aromatic (C09-C10),Unadjusted	ND	mg/kg	9.53	1.59	09/06/20 11:30	09/13/20 21:02	TPHC9C10A	
Total VPH	ND	mg/kg	9.53	1.59	09/06/20 11:30	09/13/20 21:02	VPH	
Surrogates								
2,5-Dibromotoluene (FID)	95.5	%	70.0-130	1.59	09/06/20 11:30	09/13/20 21:02	615-59-8FID	
2,5-Dibromotoluene (PID)	90.1	%	70.0-130	1.59	09/06/20 11:30	09/13/20 21:02	615-59-8PID	
8260D/5035A/5030B Volatiles	Analytical Method: EPA 8260D Preparation Method: EPA 5035A/5030B Pace Analytical Services - Charlotte							
Acetone	ND	ug/kg	173	1	09/10/20 09:55	09/10/20 15:03	67-64-1	
Benzene	ND	ug/kg	8.6	1	09/10/20 09:55	09/10/20 15:03	71-43-2	
Bromobenzene	ND	ug/kg	8.6	1	09/10/20 09:55	09/10/20 15:03	108-86-1	
Bromochloromethane	ND	ug/kg	8.6	1	09/10/20 09:55	09/10/20 15:03	74-97-5	
Bromodichloromethane	ND	ug/kg	8.6	1	09/10/20 09:55	09/10/20 15:03	75-27-4	v1
Bromoform	ND	ug/kg	8.6	1	09/10/20 09:55	09/10/20 15:03	75-25-2	
Bromomethane	ND	ug/kg	17.3	1	09/10/20 09:55	09/10/20 15:03	74-83-9	
2-Butanone (MEK)	ND	ug/kg	173	1	09/10/20 09:55	09/10/20 15:03	78-93-3	
n-Butylbenzene	ND	ug/kg	8.6	1	09/10/20 09:55	09/10/20 15:03	104-51-8	
sec-Butylbenzene	ND	ug/kg	8.6	1	09/10/20 09:55	09/10/20 15:03	135-98-8	
tert-Butylbenzene	ND	ug/kg	8.6	1	09/10/20 09:55	09/10/20 15:03	98-06-6	
Carbon tetrachloride	ND	ug/kg	8.6	1	09/10/20 09:55	09/10/20 15:03	56-23-5	v1
Chlorobenzene	ND	ug/kg	8.6	1	09/10/20 09:55	09/10/20 15:03	108-90-7	
Chloroethane	ND	ug/kg	17.3	1	09/10/20 09:55	09/10/20 15:03	75-00-3	
Chloroform	ND	ug/kg	8.6	1	09/10/20 09:55	09/10/20 15:03	67-66-3	
Chloromethane	ND	ug/kg	17.3	1	09/10/20 09:55	09/10/20 15:03	74-87-3	
2-Chlorotoluene	ND	ug/kg	8.6	1	09/10/20 09:55	09/10/20 15:03	95-49-8	
4-Chlorotoluene	ND	ug/kg	8.6	1	09/10/20 09:55	09/10/20 15:03	106-43-4	
1,2-Dibromo-3-chloropropane	ND	ug/kg	8.6	1	09/10/20 09:55	09/10/20 15:03	96-12-8	
Dibromochloromethane	ND	ug/kg	8.6	1	09/10/20 09:55	09/10/20 15:03	124-48-1	
1,2-Dibromoethane (EDB)	ND	ug/kg	8.6	1	09/10/20 09:55	09/10/20 15:03	106-93-4	
Dibromomethane	ND	ug/kg	8.6	1	09/10/20 09:55	09/10/20 15:03	74-95-3	
1,2-Dichlorobenzene	ND	ug/kg	8.6	1	09/10/20 09:55	09/10/20 15:03	95-50-1	
1,3-Dichlorobenzene	ND	ug/kg	8.6	1	09/10/20 09:55	09/10/20 15:03	541-73-1	
1,4-Dichlorobenzene	ND	ug/kg	8.6	1	09/10/20 09:55	09/10/20 15:03	106-46-7	
Dichlorodifluoromethane	ND	ug/kg	17.3	1	09/10/20 09:55	09/10/20 15:03	75-71-8	
1,1-Dichloroethane	ND	ug/kg	8.6	1	09/10/20 09:55	09/10/20 15:03	75-34-3	
1,2-Dichloroethane	ND	ug/kg	8.6	1	09/10/20 09:55	09/10/20 15:03	107-06-2	
1,1-Dichloroethene	ND	ug/kg	8.6	1	09/10/20 09:55	09/10/20 15:03	75-35-4	
cis-1,2-Dichloroethene	ND	ug/kg	8.6	1	09/10/20 09:55	09/10/20 15:03	156-59-2	
trans-1,2-Dichloroethene	ND	ug/kg	8.6	1	09/10/20 09:55	09/10/20 15:03	156-60-5	
1,2-Dichloropropane	ND	ug/kg	8.6	1	09/10/20 09:55	09/10/20 15:03	78-87-5	
1,3-Dichloropropane	ND	ug/kg	8.6	1	09/10/20 09:55	09/10/20 15:03	142-28-9	
2,2-Dichloropropane	ND	ug/kg	8.6	1	09/10/20 09:55	09/10/20 15:03	594-20-7	
1,1-Dichloropropene	ND	ug/kg	8.6	1	09/10/20 09:55	09/10/20 15:03	563-58-6	

REPORT OF LABORATORY ANALYSIS

This report shall not be reproduced, except in full,
without the written consent of Pace Analytical Services, LLC.

Pace Analytical Services, LLC
9800 Kincey Ave. Suite 100
Huntersville, NC 28078
(704)875-9092

ANALYTICAL RESULTS

Project: 2020-LI-2448
Pace Project No.: 92494334

Sample: MW29-27.5-30' **Lab ID: 92494334001** Collected: 09/06/20 11:30 Received: 09/08/20 13:40 Matrix: Solid

Results reported on a "dry weight" basis and are adjusted for percent moisture, sample size and any dilutions.

Parameters	Results	Units	Report Limit	DF	Prepared	Analyzed	CAS No.	Qual
8260D/5035A/5030B Volatiles	Analytical Method: EPA 8260D Preparation Method: EPA 5035A/5030B Pace Analytical Services - Charlotte							
cis-1,3-Dichloropropene	ND	ug/kg	8.6	1	09/10/20 09:55	09/10/20 15:03	10061-01-5	
trans-1,3-Dichloropropene	ND	ug/kg	8.6	1	09/10/20 09:55	09/10/20 15:03	10061-02-6	
Diisopropyl ether	ND	ug/kg	8.6	1	09/10/20 09:55	09/10/20 15:03	108-20-3	
Ethylbenzene	ND	ug/kg	8.6	1	09/10/20 09:55	09/10/20 15:03	100-41-4	
Hexachloro-1,3-butadiene	ND	ug/kg	8.6	1	09/10/20 09:55	09/10/20 15:03	87-68-3	
2-Hexanone	ND	ug/kg	86.4	1	09/10/20 09:55	09/10/20 15:03	591-78-6	
Isopropylbenzene (Cumene)	ND	ug/kg	8.6	1	09/10/20 09:55	09/10/20 15:03	98-82-8	
p-Isopropyltoluene	ND	ug/kg	8.6	1	09/10/20 09:55	09/10/20 15:03	99-87-6	
Methylene Chloride	ND	ug/kg	34.6	1	09/10/20 09:55	09/10/20 15:03	75-09-2	
4-Methyl-2-pentanone (MIBK)	ND	ug/kg	86.4	1	09/10/20 09:55	09/10/20 15:03	108-10-1	
Methyl-tert-butyl ether	ND	ug/kg	8.6	1	09/10/20 09:55	09/10/20 15:03	1634-04-4	
Naphthalene	ND	ug/kg	8.6	1	09/10/20 09:55	09/10/20 15:03	91-20-3	
n-Propylbenzene	ND	ug/kg	8.6	1	09/10/20 09:55	09/10/20 15:03	103-65-1	
Styrene	ND	ug/kg	8.6	1	09/10/20 09:55	09/10/20 15:03	100-42-5	
1,1,1,2-Tetrachloroethane	ND	ug/kg	8.6	1	09/10/20 09:55	09/10/20 15:03	630-20-6	
1,1,2,2-Tetrachloroethane	ND	ug/kg	8.6	1	09/10/20 09:55	09/10/20 15:03	79-34-5	
Tetrachloroethene	ND	ug/kg	8.6	1	09/10/20 09:55	09/10/20 15:03	127-18-4	v1
Toluene	ND	ug/kg	8.6	1	09/10/20 09:55	09/10/20 15:03	108-88-3	IK
1,2,3-Trichlorobenzene	ND	ug/kg	8.6	1	09/10/20 09:55	09/10/20 15:03	87-61-6	
1,2,4-Trichlorobenzene	ND	ug/kg	8.6	1	09/10/20 09:55	09/10/20 15:03	120-82-1	
1,1,1-Trichloroethane	ND	ug/kg	8.6	1	09/10/20 09:55	09/10/20 15:03	71-55-6	
1,1,2-Trichloroethane	ND	ug/kg	8.6	1	09/10/20 09:55	09/10/20 15:03	79-00-5	
Trichloroethene	ND	ug/kg	8.6	1	09/10/20 09:55	09/10/20 15:03	79-01-6	
Trichlorofluoromethane	ND	ug/kg	8.6	1	09/10/20 09:55	09/10/20 15:03	75-69-4	
1,2,3-Trichloropropane	ND	ug/kg	8.6	1	09/10/20 09:55	09/10/20 15:03	96-18-4	
1,2,4-Trimethylbenzene	ND	ug/kg	8.6	1	09/10/20 09:55	09/10/20 15:03	95-63-6	
1,3,5-Trimethylbenzene	ND	ug/kg	8.6	1	09/10/20 09:55	09/10/20 15:03	108-67-8	
Vinyl acetate	ND	ug/kg	86.4	1	09/10/20 09:55	09/10/20 15:03	108-05-4	
Vinyl chloride	ND	ug/kg	17.3	1	09/10/20 09:55	09/10/20 15:03	75-01-4	
Xylene (Total)	ND	ug/kg	17.3	1	09/10/20 09:55	09/10/20 15:03	1330-20-7	
m&p-Xylene	ND	ug/kg	17.3	1	09/10/20 09:55	09/10/20 15:03	179601-23-1	
o-Xylene	ND	ug/kg	8.6	1	09/10/20 09:55	09/10/20 15:03	95-47-6	
Surrogates								
Toluene-d8 (S)	98	%	70-130	1	09/10/20 09:55	09/10/20 15:03	2037-26-5	
4-Bromofluorobenzene (S)	102	%	70-130	1	09/10/20 09:55	09/10/20 15:03	460-00-4	
1,2-Dichloroethane-d4 (S)	95	%	70-132	1	09/10/20 09:55	09/10/20 15:03	17060-07-0	
Percent Moisture	Analytical Method: ASTM D2974-87 Pace Analytical Services - Charlotte							
Percent Moisture	**10.7**	%	0.10	1		09/08/20 15:30		
Total Solids 2540 G-2011	Analytical Method: SM 2540G Preparation Method: SM 2540 G Pace National - Mt. Juliet							
Total Solids	**89.1**	%		1	09/14/20 13:55	09/14/20 14:03		

REPORT OF LABORATORY ANALYSIS

This report shall not be reproduced, except in full,
without the written consent of Pace Analytical Services, LLC.

Pace Analytical Services, LLC
9800 Kincey Ave. Suite 100
Huntersville, NC 28078
(704)875-9092

ANALYTICAL RESULTS

Project: 2020-LI-2448
Pace Project No.: 92494334

Sample: ER9 66-22.5-25' **Lab ID: 92494334002** Collected: 09/06/20 14:40 Received: 09/08/20 13:40 Matrix: Solid

Results reported on a "dry weight" basis and are adjusted for percent moisture, sample size and any dilutions.

Parameters	Results	Units	Report Limit	DF	Prepared	Analyzed	CAS No.	Qual
MADEPV	Analytical Method: MADEP VPH Preparation Method: MADEPV Pace National - Mt. Juliet							
Aliphatic (C05-C08)	ND	mg/kg	7.59	1	09/06/20 14:40	09/13/20 21:36		
Aliphatic (C09-C12)	ND	mg/kg	7.59	1	09/06/20 14:40	09/13/20 21:36		
Aromatic (C09-C10),Unadjusted	ND	mg/kg	7.59	1	09/06/20 14:40	09/13/20 21:36	TPHC9C10A	
Total VPH	ND	mg/kg	7.59	1	09/06/20 14:40	09/13/20 21:36	VPH	
Surrogates								
2,5-Dibromotoluene (FID)	94.0	%	70.0-130	1	09/06/20 14:40	09/13/20 21:36	615-59-8FID	
2,5-Dibromotoluene (PID)	91.1	%	70.0-130	1	09/06/20 14:40	09/13/20 21:36	615-59-8PID	
8260D/5035A/5030B Volatiles	Analytical Method: EPA 8260D Preparation Method: EPA 5035A/5030B Pace Analytical Services - Charlotte							
Acetone	ND	ug/kg	97.9	1	09/10/20 09:55	09/10/20 15:22	67-64-1	
Benzene	ND	ug/kg	4.9	1	09/10/20 09:55	09/10/20 15:22	71-43-2	
Bromobenzene	ND	ug/kg	4.9	1	09/10/20 09:55	09/10/20 15:22	108-86-1	
Bromochloromethane	ND	ug/kg	4.9	1	09/10/20 09:55	09/10/20 15:22	74-97-5	
Bromodichloromethane	ND	ug/kg	4.9	1	09/10/20 09:55	09/10/20 15:22	75-27-4	v1
Bromoform	ND	ug/kg	4.9	1	09/10/20 09:55	09/10/20 15:22	75-25-2	
Bromomethane	ND	ug/kg	9.8	1	09/10/20 09:55	09/10/20 15:22	74-83-9	
2-Butanone (MEK)	ND	ug/kg	97.9	1	09/10/20 09:55	09/10/20 15:22	78-93-3	
n-Butylbenzene	ND	ug/kg	4.9	1	09/10/20 09:55	09/10/20 15:22	104-51-8	
sec-Butylbenzene	ND	ug/kg	4.9	1	09/10/20 09:55	09/10/20 15:22	135-98-8	
tert-Butylbenzene	ND	ug/kg	4.9	1	09/10/20 09:55	09/10/20 15:22	98-06-6	
Carbon tetrachloride	ND	ug/kg	4.9	1	09/10/20 09:55	09/10/20 15:22	56-23-5	v1
Chlorobenzene	ND	ug/kg	4.9	1	09/10/20 09:55	09/10/20 15:22	108-90-7	
Chloroethane	ND	ug/kg	9.8	1	09/10/20 09:55	09/10/20 15:22	75-00-3	
Chloroform	ND	ug/kg	4.9	1	09/10/20 09:55	09/10/20 15:22	67-66-3	
Chloromethane	ND	ug/kg	9.8	1	09/10/20 09:55	09/10/20 15:22	74-87-3	
2-Chlorotoluene	ND	ug/kg	4.9	1	09/10/20 09:55	09/10/20 15:22	95-49-8	
4-Chlorotoluene	ND	ug/kg	4.9	1	09/10/20 09:55	09/10/20 15:22	106-43-4	
1,2-Dibromo-3-chloropropane	ND	ug/kg	4.9	1	09/10/20 09:55	09/10/20 15:22	96-12-8	
Dibromochloromethane	ND	ug/kg	4.9	1	09/10/20 09:55	09/10/20 15:22	124-48-1	
1,2-Dibromoethane (EDB)	ND	ug/kg	4.9	1	09/10/20 09:55	09/10/20 15:22	106-93-4	
Dibromomethane	ND	ug/kg	4.9	1	09/10/20 09:55	09/10/20 15:22	74-95-3	
1,2-Dichlorobenzene	ND	ug/kg	4.9	1	09/10/20 09:55	09/10/20 15:22	95-50-1	
1,3-Dichlorobenzene	ND	ug/kg	4.9	1	09/10/20 09:55	09/10/20 15:22	541-73-1	
1,4-Dichlorobenzene	ND	ug/kg	4.9	1	09/10/20 09:55	09/10/20 15:22	106-46-7	
Dichlorodifluoromethane	ND	ug/kg	9.8	1	09/10/20 09:55	09/10/20 15:22	75-71-8	
1,1-Dichloroethane	ND	ug/kg	4.9	1	09/10/20 09:55	09/10/20 15:22	75-34-3	
1,2-Dichloroethane	ND	ug/kg	4.9	1	09/10/20 09:55	09/10/20 15:22	107-06-2	
1,1-Dichloroethene	ND	ug/kg	4.9	1	09/10/20 09:55	09/10/20 15:22	75-35-4	
cis-1,2-Dichloroethene	ND	ug/kg	4.9	1	09/10/20 09:55	09/10/20 15:22	156-59-2	
trans-1,2-Dichloroethene	ND	ug/kg	4.9	1	09/10/20 09:55	09/10/20 15:22	156-60-5	
1,2-Dichloropropane	ND	ug/kg	4.9	1	09/10/20 09:55	09/10/20 15:22	78-87-5	
1,3-Dichloropropane	ND	ug/kg	4.9	1	09/10/20 09:55	09/10/20 15:22	142-28-9	
2,2-Dichloropropane	ND	ug/kg	4.9	1	09/10/20 09:55	09/10/20 15:22	594-20-7	
1,1-Dichloropropene	ND	ug/kg	4.9	1	09/10/20 09:55	09/10/20 15:22	563-58-6	

REPORT OF LABORATORY ANALYSIS

This report shall not be reproduced, except in full,
without the written consent of Pace Analytical Services, LLC.

Pace Analytical Services, LLC
9800 Kincey Ave. Suite 100
Huntersville, NC 28078
(704)875-9092

ANALYTICAL RESULTS

Project: 2020-LI-2448
Pace Project No.: 92494334

Sample: ER9 66-22.5-25' **Lab ID: 92494334002** Collected: 09/06/20 14:40 Received: 09/08/20 13:40 Matrix: Solid

Results reported on a "dry weight" basis and are adjusted for percent moisture, sample size and any dilutions.

Parameters	Results	Units	Report Limit	DF	Prepared	Analyzed	CAS No.	Qual
8260D/5035A/5030B Volatiles	Analytical Method: EPA 8260D Preparation Method: EPA 5035A/5030B Pace Analytical Services - Charlotte							
cis-1,3-Dichloropropene	ND	ug/kg	4.9	1	09/10/20 09:55	09/10/20 15:22	10061-01-5	
trans-1,3-Dichloropropene	ND	ug/kg	4.9	1	09/10/20 09:55	09/10/20 15:22	10061-02-6	
Diisopropyl ether	ND	ug/kg	4.9	1	09/10/20 09:55	09/10/20 15:22	108-20-3	
Ethylbenzene	ND	ug/kg	4.9	1	09/10/20 09:55	09/10/20 15:22	100-41-4	
Hexachloro-1,3-butadiene	ND	ug/kg	4.9	1	09/10/20 09:55	09/10/20 15:22	87-68-3	
2-Hexanone	ND	ug/kg	48.9	1	09/10/20 09:55	09/10/20 15:22	591-78-6	
Isopropylbenzene (Cumene)	ND	ug/kg	4.9	1	09/10/20 09:55	09/10/20 15:22	98-82-8	
p-Isopropyltoluene	ND	ug/kg	4.9	1	09/10/20 09:55	09/10/20 15:22	99-87-6	
Methylene Chloride	ND	ug/kg	19.6	1	09/10/20 09:55	09/10/20 15:22	75-09-2	
4-Methyl-2-pentanone (MIBK)	ND	ug/kg	48.9	1	09/10/20 09:55	09/10/20 15:22	108-10-1	
Methyl-tert-butyl ether	ND	ug/kg	4.9	1	09/10/20 09:55	09/10/20 15:22	1634-04-4	
Naphthalene	ND	ug/kg	4.9	1	09/10/20 09:55	09/10/20 15:22	91-20-3	
n-Propylbenzene	ND	ug/kg	4.9	1	09/10/20 09:55	09/10/20 15:22	103-65-1	
Styrene	ND	ug/kg	4.9	1	09/10/20 09:55	09/10/20 15:22	100-42-5	
1,1,1,2-Tetrachloroethane	ND	ug/kg	4.9	1	09/10/20 09:55	09/10/20 15:22	630-20-6	
1,1,2,2-Tetrachloroethane	ND	ug/kg	4.9	1	09/10/20 09:55	09/10/20 15:22	79-34-5	
Tetrachloroethene	ND	ug/kg	4.9	1	09/10/20 09:55	09/10/20 15:22	127-18-4	v1
Toluene	ND	ug/kg	4.9	1	09/10/20 09:55	09/10/20 15:22	108-88-3	IK
1,2,3-Trichlorobenzene	ND	ug/kg	4.9	1	09/10/20 09:55	09/10/20 15:22	87-61-6	
1,2,4-Trichlorobenzene	ND	ug/kg	4.9	1	09/10/20 09:55	09/10/20 15:22	120-82-1	
1,1,1-Trichloroethane	ND	ug/kg	4.9	1	09/10/20 09:55	09/10/20 15:22	71-55-6	
1,1,2-Trichloroethane	ND	ug/kg	4.9	1	09/10/20 09:55	09/10/20 15:22	79-00-5	
Trichloroethene	ND	ug/kg	4.9	1	09/10/20 09:55	09/10/20 15:22	79-01-6	
Trichlorofluoromethane	ND	ug/kg	4.9	1	09/10/20 09:55	09/10/20 15:22	75-69-4	
1,2,3-Trichloropropane	ND	ug/kg	4.9	1	09/10/20 09:55	09/10/20 15:22	96-18-4	
1,2,4-Trimethylbenzene	ND	ug/kg	4.9	1	09/10/20 09:55	09/10/20 15:22	95-63-6	
1,3,5-Trimethylbenzene	ND	ug/kg	4.9	1	09/10/20 09:55	09/10/20 15:22	108-67-8	
Vinyl acetate	ND	ug/kg	48.9	1	09/10/20 09:55	09/10/20 15:22	108-05-4	
Vinyl chloride	ND	ug/kg	9.8	1	09/10/20 09:55	09/10/20 15:22	75-01-4	
Xylene (Total)	ND	ug/kg	9.8	1	09/10/20 09:55	09/10/20 15:22	1330-20-7	
m&p-Xylene	ND	ug/kg	9.8	1	09/10/20 09:55	09/10/20 15:22	179601-23-1	
o-Xylene	ND	ug/kg	4.9	1	09/10/20 09:55	09/10/20 15:22	95-47-6	
Surrogates								
Toluene-d8 (S)	98	%	70-130	1	09/10/20 09:55	09/10/20 15:22	2037-26-5	
4-Bromofluorobenzene (S)	104	%	70-130	1	09/10/20 09:55	09/10/20 15:22	460-00-4	
1,2-Dichloroethane-d4 (S)	101	%	70-132	1	09/10/20 09:55	09/10/20 15:22	17060-07-0	
Percent Moisture	Analytical Method: ASTM D2974-87 Pace Analytical Services - Charlotte							
Percent Moisture	**20.6**	%	0.10	1		09/08/20 15:30		
Total Solids 2540 G-2011	Analytical Method: SM 2540G Preparation Method: SM 2540 G Pace National - Mt. Juliet							
Total Solids	**79.4**	%		1	09/14/20 13:55	09/14/20 14:03		

REPORT OF LABORATORY ANALYSIS

This report shall not be reproduced, except in full,
without the written consent of Pace Analytical Services, LLC.

Pace Analytical Services, LLC
9800 Kincey Ave. Suite 100
Huntersville, NC 28078
(704)875-9092

ANALYTICAL RESULTS

Project: 2020-LI-2448
Pace Project No.: 92494334

Sample: MW31-25-27.5' **Lab ID: 92494334003** Collected: 09/07/20 11:25 Received: 09/08/20 13:40 Matrix: Solid

Results reported on a "dry weight" basis and are adjusted for percent moisture, sample size and any dilutions.

Parameters	Results	Units	Report Limit	DF	Prepared	Analyzed	CAS No.	Qual
MADEPV	Analytical Method: MADEP VPH Preparation Method: MADEPV Pace National - Mt. Juliet							
Aliphatic (C05-C08)	ND	mg/kg	8.26	1	09/06/20 11:25	09/16/20 01:32		
Aliphatic (C09-C12)	ND	mg/kg	8.26	1	09/06/20 11:25	09/16/20 01:32		
Aromatic (C09-C10),Unadjusted	ND	mg/kg	8.26	1	09/06/20 11:25	09/16/20 01:32	TPHC9C10A	
Total VPH	**11.6**	mg/kg	8.26	1	09/06/20 11:25	09/16/20 01:32	VPH	
Surrogates								
2,5-Dibromotoluene (FID)	90.1	%	70.0-130	1	09/06/20 11:25	09/16/20 01:32	615-59-8FID	
2,5-Dibromotoluene (PID)	82.6	%	70.0-130	1	09/06/20 11:25	09/16/20 01:32	615-59-8PID	
8260D/5035A/5030B Volatiles	Analytical Method: EPA 8260D Preparation Method: EPA 5035A/5030B Pace Analytical Services - Charlotte							
Acetone	ND	ug/kg	101	1	09/10/20 09:55	09/10/20 15:40	67-64-1	
Benzene	ND	ug/kg	5.0	1	09/10/20 09:55	09/10/20 15:40	71-43-2	
Bromobenzene	ND	ug/kg	5.0	1	09/10/20 09:55	09/10/20 15:40	108-86-1	
Bromochloromethane	ND	ug/kg	5.0	1	09/10/20 09:55	09/10/20 15:40	74-97-5	
Bromodichloromethane	ND	ug/kg	5.0	1	09/10/20 09:55	09/10/20 15:40	75-27-4	v1
Bromoform	ND	ug/kg	5.0	1	09/10/20 09:55	09/10/20 15:40	75-25-2	
Bromomethane	ND	ug/kg	10.1	1	09/10/20 09:55	09/10/20 15:40	74-83-9	
2-Butanone (MEK)	ND	ug/kg	101	1	09/10/20 09:55	09/10/20 15:40	78-93-3	
n-Butylbenzene	ND	ug/kg	5.0	1	09/10/20 09:55	09/10/20 15:40	104-51-8	
sec-Butylbenzene	ND	ug/kg	5.0	1	09/10/20 09:55	09/10/20 15:40	135-98-8	
tert-Butylbenzene	ND	ug/kg	5.0	1	09/10/20 09:55	09/10/20 15:40	98-06-6	
Carbon tetrachloride	ND	ug/kg	5.0	1	09/10/20 09:55	09/10/20 15:40	56-23-5	v1
Chlorobenzene	ND	ug/kg	5.0	1	09/10/20 09:55	09/10/20 15:40	108-90-7	
Chloroethane	ND	ug/kg	10.1	1	09/10/20 09:55	09/10/20 15:40	75-00-3	
Chloroform	ND	ug/kg	5.0	1	09/10/20 09:55	09/10/20 15:40	67-66-3	
Chloromethane	ND	ug/kg	10.1	1	09/10/20 09:55	09/10/20 15:40	74-87-3	
2-Chlorotoluene	ND	ug/kg	5.0	1	09/10/20 09:55	09/10/20 15:40	95-49-8	
4-Chlorotoluene	ND	ug/kg	5.0	1	09/10/20 09:55	09/10/20 15:40	106-43-4	
1,2-Dibromo-3-chloropropane	ND	ug/kg	5.0	1	09/10/20 09:55	09/10/20 15:40	96-12-8	
Dibromochloromethane	ND	ug/kg	5.0	1	09/10/20 09:55	09/10/20 15:40	124-48-1	
1,2-Dibromoethane (EDB)	ND	ug/kg	5.0	1	09/10/20 09:55	09/10/20 15:40	106-93-4	
Dibromomethane	ND	ug/kg	5.0	1	09/10/20 09:55	09/10/20 15:40	74-95-3	
1,2-Dichlorobenzene	ND	ug/kg	5.0	1	09/10/20 09:55	09/10/20 15:40	95-50-1	
1,3-Dichlorobenzene	ND	ug/kg	5.0	1	09/10/20 09:55	09/10/20 15:40	541-73-1	
1,4-Dichlorobenzene	ND	ug/kg	5.0	1	09/10/20 09:55	09/10/20 15:40	106-46-7	
Dichlorodifluoromethane	ND	ug/kg	10.1	1	09/10/20 09:55	09/10/20 15:40	75-71-8	
1,1-Dichloroethane	ND	ug/kg	5.0	1	09/10/20 09:55	09/10/20 15:40	75-34-3	
1,2-Dichloroethane	ND	ug/kg	5.0	1	09/10/20 09:55	09/10/20 15:40	107-06-2	
1,1-Dichloroethene	ND	ug/kg	5.0	1	09/10/20 09:55	09/10/20 15:40	75-35-4	
cis-1,2-Dichloroethene	ND	ug/kg	5.0	1	09/10/20 09:55	09/10/20 15:40	156-59-2	
trans-1,2-Dichloroethene	ND	ug/kg	5.0	1	09/10/20 09:55	09/10/20 15:40	156-60-5	
1,2-Dichloropropane	ND	ug/kg	5.0	1	09/10/20 09:55	09/10/20 15:40	78-87-5	
1,3-Dichloropropane	ND	ug/kg	5.0	1	09/10/20 09:55	09/10/20 15:40	142-28-9	
2,2-Dichloropropane	ND	ug/kg	5.0	1	09/10/20 09:55	09/10/20 15:40	594-20-7	
1,1-Dichloropropene	ND	ug/kg	5.0	1	09/10/20 09:55	09/10/20 15:40	563-58-6	

This report shall not be reproduced, except in full,
without the written consent of Pace Analytical Services, LLC.

Pace Analytical Services, LLC
9800 Kincey Ave. Suite 100
Huntersville, NC 28078
(704)875-9092

ANALYTICAL RESULTS

Project: 2020-LI-2448
Pace Project No.: 92494334

Sample: MW31-25-27.5' **Lab ID: 92494334003** Collected: 09/07/20 11:25 Received: 09/08/20 13:40 Matrix: Solid

Results reported on a "dry weight" basis and are adjusted for percent moisture, sample size and any dilutions.

Parameters	Results	Units	Report Limit	DF	Prepared	Analyzed	CAS No.	Qual
8260D/5035A/5030B Volatiles	Analytical Method: EPA 8260D Preparation Method: EPA 5035A/5030B Pace Analytical Services - Charlotte							
cis-1,3-Dichloropropene	ND	ug/kg	5.0	1	09/10/20 09:55	09/10/20 15:40	10061-01-5	
trans-1,3-Dichloropropene	ND	ug/kg	5.0	1	09/10/20 09:55	09/10/20 15:40	10061-02-6	
Diisopropyl ether	ND	ug/kg	5.0	1	09/10/20 09:55	09/10/20 15:40	108-20-3	
Ethylbenzene	ND	ug/kg	5.0	1	09/10/20 09:55	09/10/20 15:40	100-41-4	
Hexachloro-1,3-butadiene	ND	ug/kg	5.0	1	09/10/20 09:55	09/10/20 15:40	87-68-3	
2-Hexanone	ND	ug/kg	50.3	1	09/10/20 09:55	09/10/20 15:40	591-78-6	
Isopropylbenzene (Cumene)	ND	ug/kg	5.0	1	09/10/20 09:55	09/10/20 15:40	98-82-8	
p-Isopropyltoluene	ND	ug/kg	5.0	1	09/10/20 09:55	09/10/20 15:40	99-87-6	
Methylene Chloride	ND	ug/kg	20.1	1	09/10/20 09:55	09/10/20 15:40	75-09-2	
4-Methyl-2-pentanone (MIBK)	ND	ug/kg	50.3	1	09/10/20 09:55	09/10/20 15:40	108-10-1	
Methyl-tert-butyl ether	ND	ug/kg	5.0	1	09/10/20 09:55	09/10/20 15:40	1634-04-4	
Naphthalene	ND	ug/kg	5.0	1	09/10/20 09:55	09/10/20 15:40	91-20-3	
n-Propylbenzene	ND	ug/kg	5.0	1	09/10/20 09:55	09/10/20 15:40	103-65-1	
Styrene	ND	ug/kg	5.0	1	09/10/20 09:55	09/10/20 15:40	100-42-5	
1,1,1,2-Tetrachloroethane	ND	ug/kg	5.0	1	09/10/20 09:55	09/10/20 15:40	630-20-6	
1,1,2,2-Tetrachloroethane	ND	ug/kg	5.0	1	09/10/20 09:55	09/10/20 15:40	79-34-5	
Tetrachloroethene	ND	ug/kg	5.0	1	09/10/20 09:55	09/10/20 15:40	127-18-4	v1
Toluene	ND	ug/kg	5.0	1	09/10/20 09:55	09/10/20 15:40	108-88-3	IK
1,2,3-Trichlorobenzene	ND	ug/kg	5.0	1	09/10/20 09:55	09/10/20 15:40	87-61-6	
1,2,4-Trichlorobenzene	ND	ug/kg	5.0	1	09/10/20 09:55	09/10/20 15:40	120-82-1	
1,1,1-Trichloroethane	ND	ug/kg	5.0	1	09/10/20 09:55	09/10/20 15:40	71-55-6	
1,1,2-Trichloroethane	ND	ug/kg	5.0	1	09/10/20 09:55	09/10/20 15:40	79-00-5	
Trichloroethene	ND	ug/kg	5.0	1	09/10/20 09:55	09/10/20 15:40	79-01-6	
Trichlorofluoromethane	ND	ug/kg	5.0	1	09/10/20 09:55	09/10/20 15:40	75-69-4	
1,2,3-Trichloropropane	ND	ug/kg	5.0	1	09/10/20 09:55	09/10/20 15:40	96-18-4	
1,2,4-Trimethylbenzene	ND	ug/kg	5.0	1	09/10/20 09:55	09/10/20 15:40	95-63-6	
1,3,5-Trimethylbenzene	ND	ug/kg	5.0	1	09/10/20 09:55	09/10/20 15:40	108-67-8	
Vinyl acetate	ND	ug/kg	50.3	1	09/10/20 09:55	09/10/20 15:40	108-05-4	
Vinyl chloride	ND	ug/kg	10.1	1	09/10/20 09:55	09/10/20 15:40	75-01-4	
Xylene (Total)	ND	ug/kg	10.1	1	09/10/20 09:55	09/10/20 15:40	1330-20-7	
m&p-Xylene	ND	ug/kg	10.1	1	09/10/20 09:55	09/10/20 15:40	179601-23-1	
o-Xylene	ND	ug/kg	5.0	1	09/10/20 09:55	09/10/20 15:40	95-47-6	
Surrogates								
Toluene-d8 (S)	99	%	70-130	1	09/10/20 09:55	09/10/20 15:40	2037-26-5	
4-Bromofluorobenzene (S)	98	%	70-130	1	09/10/20 09:55	09/10/20 15:40	460-00-4	
1,2-Dichloroethane-d4 (S)	98	%	70-132	1	09/10/20 09:55	09/10/20 15:40	17060-07-0	
Percent Moisture	Analytical Method: ASTM D2974-87 Pace Analytical Services - Charlotte							
Percent Moisture	**22.7**	%	0.10	1		09/08/20 15:30		
Total Solids 2540 G-2011	Analytical Method: SM 2540G Preparation Method: SM 2540 G Pace National - Mt. Juliet							
Total Solids	**77.8**	%		1	09/14/20 13:55	09/14/20 14:03		

REPORT OF LABORATORY ANALYSIS

This report shall not be reproduced, except in full,
without the written consent of Pace Analytical Services, LLC.

Pace Analytical Services, LLC
9800 Kincey Ave. Suite 100
Huntersville, NC 28078
(704)875-9092

QUALITY CONTROL DATA

Project: 2020-LI-2448
Pace Project No.: 92494334

QC Batch: 1541930
QC Batch Method: MADEPV
Analysis Method: MADEP VPH
Analysis Description: MADEPV
Laboratory: Pace National - Mt. Juliet
Associated Lab Samples: 92494334001, 92494334002

METHOD BLANK: R3570191-3 Matrix: Solid
Associated Lab Samples: 92494334001, 92494334002

Parameter	Units	Blank Result	Reporting Limit	Analyzed	Qualifiers
Aliphatic (C05-C08)	mg/kg	ND	5.00	09/13/20 13:15	
Aliphatic (C09-C12)	mg/kg	ND	5.00	09/13/20 13:15	
Aromatic (C09-C10),Unadjusted	mg/kg	ND	5.00	09/13/20 13:15	
Total VPH	mg/kg	ND	5.00	09/13/20 13:15	
2,5-Dibromotoluene (FID)	%	93.2	70.0-130	09/13/20 13:15	
2,5-Dibromotoluene (PID)	%	87.5	70.0-130	09/13/20 13:15	

LABORATORY CONTROL SAMPLE & LCSD: R3570191-1 R3570191-2

Parameter	Units	Spike Conc.	LCS Result	LCSD Result	LCS % Rec	LCSD % Rec	% Rec Limits	RPD	Max RPD	Qualifiers
Aliphatic (C05-C08)	mg/kg	60.0	59.1	60.6	98.5	101	70.0-130	2.51	25	
Aliphatic (C09-C12)	mg/kg	70.0	71.9	73.2	103	105	70.0-130	1.79	25	
Aromatic (C09-C10),Unadjusted	mg/kg	10.0	9.48	9.76	94.8	97.6	70.0-130	2.91	25	
Total VPH	mg/kg	140	140	144	100	103	70.0-130	2.82	25	
2,5-Dibromotoluene (FID)	%				98.6	97.5	70.0-130			
2,5-Dibromotoluene (PID)	%				92.7	94.2	70.0-130			

MATRIX SPIKE & MATRIX SPIKE DUPLICATE: R3570191-4 R3570191-5

Parameter	Units	L1258541-02 Result	MS Spike Conc.	MSD Spike Conc.	MS Result	MSD Result	MS % Rec	MSD % Rec	% Rec Limits	RPD	Qual
Aliphatic (C05-C08)	mg/kg	ND	38.2	38.2	30.4	29.7	97.3	95.0	70.0-130	2.42	
Aliphatic (C09-C12)	mg/kg	ND	44.5	44.5	35.6	36.5	97.7	100	70.0-130	2.35	
Aromatic (C09-C10),Unadjusted	mg/kg	ND	6.36	6.36	5.43	5.49	104	105	70.0-130	1.11	
Total VPH	mg/kg	ND	89.1	89.1	71.4	71.6	98.0	98.2	70.0-130	0.169	
2,5-Dibromotoluene (FID)	%						97.5	95.3	70.0-130		
2,5-Dibromotoluene (PID)	%						91.1	89.6	70.0-130		

Results presented on this page are in the units indicated by the "Units" column except where an alternate unit is presented to the right of the result.

REPORT OF LABORATORY ANALYSIS

This report shall not be reproduced, except in full,
without the written consent of Pace Analytical Services, LLC.

Pace Analytical Services, LLC
9800 Kincey Ave. Suite 100
Huntersville, NC 28078
(704)875-9092

QUALITY CONTROL DATA

Project: 2020-LI-2448
Pace Project No.: 92494334

QC Batch: 1542299
QC Batch Method: MADEPV
Analysis Method: MADEP VPH
Analysis Description: MADEPV
Laboratory: Pace National - Mt. Juliet

Associated Lab Samples: 92494334003

METHOD BLANK: R3571122-3 Matrix: Solid
Associated Lab Samples: 92494334003

Parameter	Units	Blank Result	Reporting Limit	Analyzed	Qualifiers
Aliphatic (C05-C08)	mg/kg	ND	5.00	09/15/20 22:47	
Aliphatic (C09-C12)	mg/kg	ND	5.00	09/15/20 22:47	
Aromatic (C09-C10),Unadjusted	mg/kg	ND	5.00	09/15/20 22:47	
Total VPH	mg/kg	ND	5.00	09/15/20 22:47	
2,5-Dibromotoluene (FID)	%	86.2	70.0-130	09/15/20 22:47	
2,5-Dibromotoluene (PID)	%	77.6	70.0-130	09/15/20 22:47	

LABORATORY CONTROL SAMPLE & LCSD: R3571122-1 R3571122-2

Parameter	Units	Spike Conc.	LCS Result	LCSD Result	LCS % Rec	LCSD % Rec	% Rec Limits	RPD	Max RPD	Qualifiers
Aliphatic (C05-C08)	mg/kg	60.0	58.8	60.0	98.0	100	70.0-130	2.02	25	
Aliphatic (C09-C12)	mg/kg	70.0	66.8	68.8	95.4	98.3	70.0-130	2.95	25	
Aromatic (C09-C10),Unadjusted	mg/kg	10.0	8.32	8.71	83.2	87.1	70.0-130	4.58	25	
Total VPH	mg/kg	140	134	138	95.7	98.6	70.0-130	2.94	25	
2,5-Dibromotoluene (FID)	%				89.7	91.6	70.0-130			
2,5-Dibromotoluene (PID)	%				81.5	83.9	70.0-130			

MATRIX SPIKE & MATRIX SPIKE DUPLICATE: R3571122-4 R3571122-5

Parameter	Units	L1258989-03 Result	MS Spike Conc.	MSD Spike Conc.	MS Result	MSD Result	MS % Rec	MSD % Rec	% Rec Limits	RPD	Qual
Aliphatic (C05-C08)	mg/kg	40.6	40.2	40.2	48.3	54.7	19.2	35.1	70.0-130	12.4	ML
Aliphatic (C09-C12)	mg/kg	77.0	46.9	46.9	105	118	59.7	87.4	70.0-130	11.7	ML
Aromatic (C09-C10),Unadjusted	mg/kg	51.0	6.70	6.70	56.7	59.2	85.1	122	70.0-130	4.31	
Total VPH	mg/kg	169	93.8	93.8	210	232	43.7	67.2	70.0-130	9.95	ML
2,5-Dibromotoluene (FID)	%						107	79.0	70.0-130		
2,5-Dibromotoluene (PID)	%						75.3	72.4	70.0-130		

Results presented on this page are in the units indicated by the "Units" column except where an alternate unit is presented to the right of the result.

REPORT OF LABORATORY ANALYSIS

This report shall not be reproduced, except in full,
without the written consent of Pace Analytical Services, LLC.

Pace Analytical Services, LLC
9800 Kincey Ave. Suite 100
Huntersville, NC 28078
(704)875-9092

QUALITY CONTROL DATA

Project: 2020-LI-2448
Pace Project No.: 92494334

QC Batch: 565528
QC Batch Method: EPA 5035A/5030B
Analysis Method: EPA 8260D
Analysis Description: 8260D 5035A 5030B
Laboratory: Pace Analytical Services - Charlotte
Associated Lab Samples: 92494334001, 92494334002, 92494334003

METHOD BLANK: 2997059 Matrix: Solid
Associated Lab Samples: 92494334001, 92494334002, 92494334003

Parameter	Units	Blank Result	Reporting Limit	Analyzed	Qualifiers
1,1,1,2-Tetrachloroethane	ug/kg	ND	5.0	09/10/20 10:08	
1,1,1-Trichloroethane	ug/kg	ND	5.0	09/10/20 10:08	
1,1,2,2-Tetrachloroethane	ug/kg	ND	5.0	09/10/20 10:08	
1,1,2-Trichloroethane	ug/kg	ND	5.0	09/10/20 10:08	
1,1-Dichloroethane	ug/kg	ND	5.0	09/10/20 10:08	
1,1-Dichloroethene	ug/kg	ND	5.0	09/10/20 10:08	
1,1-Dichloropropene	ug/kg	ND	5.0	09/10/20 10:08	
1,2,3-Trichlorobenzene	ug/kg	ND	5.0	09/10/20 10:08	
1,2,3-Trichloropropane	ug/kg	ND	5.0	09/10/20 10:08	
1,2,4-Trichlorobenzene	ug/kg	ND	5.0	09/10/20 10:08	
1,2,4-Trimethylbenzene	ug/kg	ND	5.0	09/10/20 10:08	
1,2-Dibromo-3-chloropropane	ug/kg	ND	5.0	09/10/20 10:08	
1,2-Dibromoethane (EDB)	ug/kg	ND	5.0	09/10/20 10:08	
1,2-Dichlorobenzene	ug/kg	ND	5.0	09/10/20 10:08	
1,2-Dichloroethane	ug/kg	ND	5.0	09/10/20 10:08	
1,2-Dichloropropane	ug/kg	ND	5.0	09/10/20 10:08	
1,3,5-Trimethylbenzene	ug/kg	ND	5.0	09/10/20 10:08	
1,3-Dichlorobenzene	ug/kg	ND	5.0	09/10/20 10:08	
1,3-Dichloropropane	ug/kg	ND	5.0	09/10/20 10:08	
1,4-Dichlorobenzene	ug/kg	ND	5.0	09/10/20 10:08	
2,2-Dichloropropane	ug/kg	ND	5.0	09/10/20 10:08	
2-Butanone (MEK)	ug/kg	ND	100	09/10/20 10:08	
2-Chlorotoluene	ug/kg	ND	5.0	09/10/20 10:08	
2-Hexanone	ug/kg	ND	50.0	09/10/20 10:08	
4-Chlorotoluene	ug/kg	ND	5.0	09/10/20 10:08	
4-Methyl-2-pentanone (MIBK)	ug/kg	ND	50.0	09/10/20 10:08	
Acetone	ug/kg	ND	100	09/10/20 10:08	
Benzene	ug/kg	ND	5.0	09/10/20 10:08	
Bromobenzene	ug/kg	ND	5.0	09/10/20 10:08	
Bromochloromethane	ug/kg	ND	5.0	09/10/20 10:08	
Bromodichloromethane	ug/kg	ND	5.0	09/10/20 10:08	v1
Bromoform	ug/kg	ND	5.0	09/10/20 10:08	
Bromomethane	ug/kg	ND	10.0	09/10/20 10:08	
Carbon tetrachloride	ug/kg	ND	5.0	09/10/20 10:08	v1
Chlorobenzene	ug/kg	ND	5.0	09/10/20 10:08	
Chloroethane	ug/kg	ND	10.0	09/10/20 10:08	
Chloroform	ug/kg	ND	5.0	09/10/20 10:08	
Chloromethane	ug/kg	ND	10.0	09/10/20 10:08	
cis-1,2-Dichloroethene	ug/kg	ND	5.0	09/10/20 10:08	
cis-1,3-Dichloropropene	ug/kg	ND	5.0	09/10/20 10:08	

Results presented on this page are in the units indicated by the "Units" column except where an alternate unit is presented to the right of the result.

REPORT OF LABORATORY ANALYSIS

This report shall not be reproduced, except in full,
without the written consent of Pace Analytical Services, LLC.

Pace Analytical Services, LLC
9800 Kincey Ave. Suite 100
Huntersville, NC 28078
(704)875-9092

QUALITY CONTROL DATA

Project: 2020-LI-2448
Pace Project No.: 92494334

METHOD BLANK: 2997059 Matrix: Solid
Associated Lab Samples: 92494334001, 92494334002, 92494334003

Parameter	Units	Blank Result	Reporting Limit	Analyzed	Qualifiers
Dibromochloromethane	ug/kg	ND	5.0	09/10/20 10:08	
Dibromomethane	ug/kg	ND	5.0	09/10/20 10:08	
Dichlorodifluoromethane	ug/kg	ND	10.0	09/10/20 10:08	
Diisopropyl ether	ug/kg	ND	5.0	09/10/20 10:08	
Ethylbenzene	ug/kg	ND	5.0	09/10/20 10:08	
Hexachloro-1,3-butadiene	ug/kg	ND	5.0	09/10/20 10:08	
Isopropylbenzene (Cumene)	ug/kg	ND	5.0	09/10/20 10:08	
m&p-Xylene	ug/kg	ND	10.0	09/10/20 10:08	
Methyl-tert-butyl ether	ug/kg	ND	5.0	09/10/20 10:08	
Methylene Chloride	ug/kg	ND	20.0	09/10/20 10:08	
n-Butylbenzene	ug/kg	ND	5.0	09/10/20 10:08	
n-Propylbenzene	ug/kg	ND	5.0	09/10/20 10:08	
Naphthalene	ug/kg	ND	5.0	09/10/20 10:08	
o-Xylene	ug/kg	ND	5.0	09/10/20 10:08	
p-Isopropyltoluene	ug/kg	ND	5.0	09/10/20 10:08	
sec-Butylbenzene	ug/kg	ND	5.0	09/10/20 10:08	
Styrene	ug/kg	ND	5.0	09/10/20 10:08	
tert-Butylbenzene	ug/kg	ND	5.0	09/10/20 10:08	
Tetrachloroethene	ug/kg	ND	5.0	09/10/20 10:08	v1
Toluene	ug/kg	ND	5.0	09/10/20 10:08	IK
trans-1,2-Dichloroethene	ug/kg	ND	5.0	09/10/20 10:08	
trans-1,3-Dichloropropene	ug/kg	ND	5.0	09/10/20 10:08	
Trichloroethene	ug/kg	ND	5.0	09/10/20 10:08	
Trichlorofluoromethane	ug/kg	ND	5.0	09/10/20 10:08	
Vinyl acetate	ug/kg	ND	50.0	09/10/20 10:08	
Vinyl chloride	ug/kg	ND	10.0	09/10/20 10:08	
Xylene (Total)	ug/kg	ND	10.0	09/10/20 10:08	
1,2-Dichloroethane-d4 (S)	%	106	70-132	09/10/20 10:08	
4-Bromofluorobenzene (S)	%	103	70-130	09/10/20 10:08	
Toluene-d8 (S)	%	100	70-130	09/10/20 10:08	

LABORATORY CONTROL SAMPLE: 2997060

Parameter	Units	Spike Conc.	LCS Result	LCS % Rec	% Rec Limits	Qualifiers
1,1,1,2-Tetrachloroethane	ug/kg	1250	1180	95	70-130	
1,1,1-Trichloroethane	ug/kg	1250	1110	89	70-130	
1,1,2,2-Tetrachloroethane	ug/kg	1250	1060	85	55-130	
1,1,2-Trichloroethane	ug/kg	1250	1110	89	70-130	
1,1-Dichloroethane	ug/kg	1250	1020	82	68-130	
1,1-Dichloroethene	ug/kg	1250	1070	86	70-130	
1,1-Dichloropropene	ug/kg	1250	1060	84	70-130	
1,2,3-Trichlorobenzene	ug/kg	1250	1110	89	70-130	
1,2,3-Trichloropropane	ug/kg	1250	1020	81	70-130	
1,2,4-Trichlorobenzene	ug/kg	1250	1120	90	70-130	

Results presented on this page are in the units indicated by the "Units" column except where an alternate unit is presented to the right of the result.

REPORT OF LABORATORY ANALYSIS

This report shall not be reproduced, except in full,
without the written consent of Pace Analytical Services, LLC.

Pace Analytical Services, LLC
9800 Kincey Ave. Suite 100
Huntersville, NC 28078
(704)875-9092

QUALITY CONTROL DATA

Project: 2020-LI-2448
Pace Project No.: 92494334

LABORATORY CONTROL SAMPLE: 2997060

Parameter	Units	Spike Conc.	LCS Result	LCS % Rec	% Rec Limits	Qualifiers
1,2,4-Trimethylbenzene	ug/kg	1250	1100	88	69-130	
1,2-Dibromo-3-chloropropane	ug/kg	1250	1030	83	57-141	
1,2-Dibromoethane (EDB)	ug/kg	1250	1150	92	70-130	
1,2-Dichlorobenzene	ug/kg	1250	1120	90	70-130	
1,2-Dichloroethane	ug/kg	1250	960	77	70-130	
1,2-Dichloropropane	ug/kg	1250	1080	86	70-130	
1,3,5-Trimethylbenzene	ug/kg	1250	1080	86	70-130	
1,3-Dichlorobenzene	ug/kg	1250	1090	88	70-130	
1,3-Dichloropropane	ug/kg	1250	1090	87	70-130	
1,4-Dichlorobenzene	ug/kg	1250	1090	87	70-130	
2,2-Dichloropropane	ug/kg	1250	1080	87	70-130	
2-Butanone (MEK)	ug/kg	2500	1790	72	60-130	
2-Chlorotoluene	ug/kg	1250	1120	89	70-130	
2-Hexanone	ug/kg	2500	2030	81	70-132	
4-Chlorotoluene	ug/kg	1250	1080	87	70-130	
4-Methyl-2-pentanone (MIBK)	ug/kg	2500	1990	80	69-130	
Acetone	ug/kg	2500	1820	73	49-148	
Benzene	ug/kg	1250	1050	84	70-130	
Bromobenzene	ug/kg	1250	1120	90	70-130	
Bromochloromethane	ug/kg	1250	1060	85	70-130	
Bromodichloromethane	ug/kg	1250	1110	89	70-130	v1
Bromoform	ug/kg	1250	1080	87	68-136	
Bromomethane	ug/kg	1250	958	77	60-140	
Carbon tetrachloride	ug/kg	1250	1260	101	70-130	v1
Chlorobenzene	ug/kg	1250	1120	89	70-130	
Chloroethane	ug/kg	1250	931	74	51-147	
Chloroform	ug/kg	1250	1040	83	70-130	
Chloromethane	ug/kg	1250	829	66	48-130	
cis-1,2-Dichloroethene	ug/kg	1250	1020	82	70-130	
cis-1,3-Dichloropropene	ug/kg	1250	1150	92	70-130	
Dibromochloromethane	ug/kg	1250	1190	95	70-130	
Dibromomethane	ug/kg	1250	1100	88	70-130	
Dichlorodifluoromethane	ug/kg	1250	1100	88	49-130	
Diisopropyl ether	ug/kg	1250	924	74	66-130	
Ethylbenzene	ug/kg	1250	1020	82	70-130	
Hexachloro-1,3-butadiene	ug/kg	1250	1120	90	70-130	
Isopropylbenzene (Cumene)	ug/kg	1250	1120	89	70-130	
m&p-Xylene	ug/kg	2500	2160	86	70-130	
Methyl-tert-butyl ether	ug/kg	1250	1030	83	70-130	
Methylene Chloride	ug/kg	1250	870	70	50-137	
n-Butylbenzene	ug/kg	1250	1090	88	70-130	
n-Propylbenzene	ug/kg	1250	1060	85	70-130	
Naphthalene	ug/kg	1250	1080	87	70-131	
o-Xylene	ug/kg	1250	1100	88	70-130	
p-Isopropyltoluene	ug/kg	1250	1070	86	70-130	
sec-Butylbenzene	ug/kg	1250	1090	87	70-130	
Styrene	ug/kg	1250	1180	94	70-130	

Results presented on this page are in the units indicated by the "Units" column except where an alternate unit is presented to the right of the result.

REPORT OF LABORATORY ANALYSIS

This report shall not be reproduced, except in full,
without the written consent of Pace Analytical Services, LLC.

Pace Analytical Services, LLC
9800 Kincey Ave. Suite 100
Huntersville, NC 28078
(704)875-9092

QUALITY CONTROL DATA

Project: 2020-LI-2448
Pace Project No.: 92494334

LABORATORY CONTROL SAMPLE: 2997060

Parameter	Units	Spike Conc.	LCS Result	LCS % Rec	% Rec Limits	Qualifiers
tert-Butylbenzene	ug/kg	1250	1040	84	69-130	
Tetrachloroethene	ug/kg	1250	1200	96	56-130	v1
Toluene	ug/kg	1250	1010	81	70-130	IK
trans-1,2-Dichloroethene	ug/kg	1250	1060	85	70-130	
trans-1,3-Dichloropropene	ug/kg	1250	1150	92	70-130	
Trichloroethene	ug/kg	1250	1170	93	70-141	
Trichlorofluoromethane	ug/kg	1250	1060	85	67-130	
Vinyl acetate	ug/kg	2500	2010	81	10-136	
Vinyl chloride	ug/kg	1250	847	68	67-130	
Xylene (Total)	ug/kg	3750	3250	87	70-130	
1,2-Dichloroethane-d4 (S)	%			96	70-132	
4-Bromofluorobenzene (S)	%			102	70-130	
Toluene-d8 (S)	%			98	70-130	

MATRIX SPIKE SAMPLE: 2997062

Parameter	Units	92494609016 Result	Spike Conc.	MS Result	MS % Rec	% Rec Limits	Qualifiers
1,1,1,2-Tetrachloroethane	ug/kg	ND	627	712	114	52-133	
1,1,1-Trichloroethane	ug/kg	ND	627	731	117	49-137	
1,1,2,2-Tetrachloroethane	ug/kg	ND	627	636	101	39-150	
1,1,2-Trichloroethane	ug/kg	ND	627	696	111	48-140	
1,1-Dichloroethane	ug/kg	ND	627	615	98	46-135	
1,1-Dichloroethene	ug/kg	ND	627	624	100	38-149	
1,1-Dichloropropene	ug/kg	ND	627	705	113	41-140	
1,2,3-Trichlorobenzene	ug/kg	ND	627	625	100	10-158	
1,2,3-Trichloropropane	ug/kg	ND	627	600	96	33-157	
1,2,4-Trichlorobenzene	ug/kg	ND	627	702	112	10-155	
1,2,4-Trimethylbenzene	ug/kg	ND	627	715	114	24-154	
1,2-Dibromo-3-chloropropane	ug/kg	ND	627	525	84	33-158	
1,2-Dibromoethane (EDB)	ug/kg	ND	627	667	106	40-136	
1,2-Dichlorobenzene	ug/kg	ND	627	698	111	27-146	
1,2-Dichloroethane	ug/kg	ND	627	592	95	49-140	
1,2-Dichloropropane	ug/kg	ND	627	691	110	44-143	
1,3,5-Trimethylbenzene	ug/kg	ND	627	697	111	40-144	
1,3-Dichlorobenzene	ug/kg	ND	627	702	112	33-140	
1,3-Dichloropropane	ug/kg	ND	627	663	106	47-147	
1,4-Dichlorobenzene	ug/kg	ND	627	664	106	35-139	
2,2-Dichloropropane	ug/kg	ND	627	304	49	41-140	
2-Butanone (MEK)	ug/kg	ND	1250	869	69	10-181	
2-Chlorotoluene	ug/kg	ND	627	703	112	38-147	
2-Hexanone	ug/kg	ND	1250	585	47	18-169	
4-Chlorotoluene	ug/kg	ND	627	689	110	36-145	
4-Methyl-2-pentanone (MIBK)	ug/kg	ND	1250	1170	94	16-175	
Acetone	ug/kg	ND	1250	661	53	10-200	
Benzene	ug/kg	ND	627	675	108	46-136	

Results presented on this page are in the units indicated by the "Units" column except where an alternate unit is presented to the right of the result.

REPORT OF LABORATORY ANALYSIS

This report shall not be reproduced, except in full,
without the written consent of Pace Analytical Services, LLC.

Pace Analytical Services, LLC
9800 Kincey Ave. Suite 100
Huntersville, NC 28078
(704)875-9092

QUALITY CONTROL DATA

Project: 2020-LI-2448
Pace Project No.: 92494334

MATRIX SPIKE SAMPLE: 2997062

Parameter	Units	92494609016 Result	Spike Conc.	MS Result	MS % Rec	% Rec Limits	Qualifiers
Bromobenzene	ug/kg	ND	627	685	109	38-149	
Bromochloromethane	ug/kg	ND	627	645	103	44-142	
Bromodichloromethane	ug/kg	ND	627	690	110	41-140	v1
Bromoform	ug/kg	ND	627	627	100	34-145	
Bromomethane	ug/kg	ND	627	940	150	14-162	
Carbon tetrachloride	ug/kg	ND	627	818	131	44-141	v1
Chlorobenzene	ug/kg	ND	627	702	112	39-141	
Chloroethane	ug/kg	ND	627	425	68	10-182	
Chloroform	ug/kg	ND	627	624	100	45-140	
Chloromethane	ug/kg	ND	627	636	102	19-149	
cis-1,2-Dichloroethene	ug/kg	ND	627	638	102	38-150	
cis-1,3-Dichloropropene	ug/kg	ND	627	700	112	30-144	
Dibromochloromethane	ug/kg	ND	627	705	113	36-145	
Dibromomethane	ug/kg	ND	627	666	106	41-145	
Dichlorodifluoromethane	ug/kg	ND	627	822	131	16-146	
Diisopropyl ether	ug/kg	ND	627	569	91	41-143	
Ethylbenzene	ug/kg	ND	627	658	105	35-144	
Hexachloro-1,3-butadiene	ug/kg	ND	627	787	126	10-160	
Isopropylbenzene (Cumene)	ug/kg	ND	627	725	116	30-152	
m&p-Xylene	ug/kg	ND	1250	1370	110	33-145	
Methyl-tert-butyl ether	ug/kg	ND	627	653	104	49-140	
Methylene Chloride	ug/kg	ND	627	565	90	10-174	
n-Butylbenzene	ug/kg	ND	627	724	116	10-160	
n-Propylbenzene	ug/kg	ND	627	701	112	24-159	
Naphthalene	ug/kg	ND	627	511	82	10-171	
o-Xylene	ug/kg	ND	627	694	111	31-150	
p-Isopropyltoluene	ug/kg	ND	627	703	112	21-154	
sec-Butylbenzene	ug/kg	ND	627	742	119	19-159	
Styrene	ug/kg	ND	627	717	114	15-152	
tert-Butylbenzene	ug/kg	ND	627	687	110	31-141	
Tetrachloroethene	ug/kg	ND	627	793	127	19-141	v1
Toluene	ug/kg	ND	627	665	106	31-146	IK
trans-1,2-Dichloroethene	ug/kg	ND	627	683	109	28-157	
trans-1,3-Dichloropropene	ug/kg	ND	627	679	108	25-146	
Trichloroethene	ug/kg	ND	627	779	124	34-149	
Trichlorofluoromethane	ug/kg	ND	627	350	56	10-167	
Vinyl acetate	ug/kg	ND	1250	1110	88	10-200	
Vinyl chloride	ug/kg	ND	627	605	97	36-155	
Xylene (Total)	ug/kg	ND	1880	2070	110	29-148	
1,2-Dichloroethane-d4 (S)	%				101	70-132	
4-Bromofluorobenzene (S)	%				98	70-130	
Toluene-d8 (S)	%				99	70-130	

Results presented on this page are in the units indicated by the "Units" column except where an alternate unit is presented to the right of the result.

REPORT OF LABORATORY ANALYSIS

This report shall not be reproduced, except in full,
without the written consent of Pace Analytical Services, LLC.

Pace Analytical Services, LLC
9800 Kincey Ave. Suite 100
Huntersville, NC 28078
(704)875-9092

QUALITY CONTROL DATA

Project: 2020-LI-2448
Pace Project No.: 92494334

SAMPLE DUPLICATE: 2997061

Parameter	Units	92494609015 Result	Dup Result	RPD	Qualifiers
1,1,1,2-Tetrachloroethane	ug/kg	ND	ND		
1,1,1-Trichloroethane	ug/kg	ND	ND		
1,1,2,2-Tetrachloroethane	ug/kg	ND	ND		
1,1,2-Trichloroethane	ug/kg	ND	ND		
1,1-Dichloroethane	ug/kg	ND	ND		
1,1-Dichloroethene	ug/kg	ND	ND		
1,1-Dichloropropene	ug/kg	ND	ND		
1,2,3-Trichlorobenzene	ug/kg	ND	ND		
1,2,3-Trichloropropane	ug/kg	ND	ND		
1,2,4-Trichlorobenzene	ug/kg	ND	ND		
1,2,4-Trimethylbenzene	ug/kg	ND	ND		
1,2-Dibromo-3-chloropropane	ug/kg	ND	ND		
1,2-Dibromoethane (EDB)	ug/kg	ND	ND		
1,2-Dichlorobenzene	ug/kg	ND	ND		
1,2-Dichloroethane	ug/kg	ND	ND		
1,2-Dichloropropane	ug/kg	ND	ND		
1,3,5-Trimethylbenzene	ug/kg	ND	ND		
1,3-Dichlorobenzene	ug/kg	ND	ND		
1,3-Dichloropropane	ug/kg	ND	ND		
1,4-Dichlorobenzene	ug/kg	ND	ND		
2,2-Dichloropropane	ug/kg	ND	ND		
2-Butanone (MEK)	ug/kg	ND	ND		
2-Chlorotoluene	ug/kg	ND	ND		
2-Hexanone	ug/kg	ND	ND		
4-Chlorotoluene	ug/kg	ND	ND		
4-Methyl-2-pentanone (MIBK)	ug/kg	ND	ND		
Acetone	ug/kg	ND	ND		
Benzene	ug/kg	ND	ND		
Bromobenzene	ug/kg	ND	ND		
Bromochloromethane	ug/kg	ND	ND		
Bromodichloromethane	ug/kg	ND	ND		v1
Bromoform	ug/kg	ND	ND		
Bromomethane	ug/kg	ND	ND		
Carbon tetrachloride	ug/kg	ND	ND		v1
Chlorobenzene	ug/kg	ND	ND		
Chloroethane	ug/kg	ND	ND		
Chloroform	ug/kg	ND	ND		
Chloromethane	ug/kg	ND	ND		
cis-1,2-Dichloroethene	ug/kg	ND	ND		
cis-1,3-Dichloropropene	ug/kg	ND	ND		
Dibromochloromethane	ug/kg	ND	ND		
Dibromomethane	ug/kg	ND	ND		
Dichlorodifluoromethane	ug/kg	ND	ND		
Diisopropyl ether	ug/kg	ND	ND		
Ethylbenzene	ug/kg	ND	ND		
Hexachloro-1,3-butadiene	ug/kg	ND	ND		
Isopropylbenzene (Cumene)	ug/kg	ND	ND		

Results presented on this page are in the units indicated by the "Units" column except where an alternate unit is presented to the right of the result.

REPORT OF LABORATORY ANALYSIS

This report shall not be reproduced, except in full,
without the written consent of Pace Analytical Services, LLC.

Pace Analytical Services, LLC
9800 Kincey Ave. Suite 100
Huntersville, NC 28078
(704)875-9092

QUALITY CONTROL DATA

Project: 2020-LI-2448
Pace Project No.: 92494334

SAMPLE DUPLICATE: 2997061

Parameter	Units	92494609015 Result	Dup Result	RPD	Qualifiers
m&p-Xylene	ug/kg	ND	ND		
Methyl-tert-butyl ether	ug/kg	ND	ND		
Methylene Chloride	ug/kg	ND	ND		
n-Butylbenzene	ug/kg	ND	ND		
n-Propylbenzene	ug/kg	ND	ND		
Naphthalene	ug/kg	ND	ND		
o-Xylene	ug/kg	ND	ND		
p-Isopropyltoluene	ug/kg	ND	ND		
sec-Butylbenzene	ug/kg	ND	ND		
Styrene	ug/kg	ND	ND		
tert-Butylbenzene	ug/kg	ND	ND		
Tetrachloroethene	ug/kg	ND	ND		v1
Toluene	ug/kg	ND	ND		IK
trans-1,2-Dichloroethene	ug/kg	ND	ND		
trans-1,3-Dichloropropene	ug/kg	ND	ND		
Trichloroethene	ug/kg	ND	ND		
Trichlorofluoromethane	ug/kg	ND	ND		
Vinyl acetate	ug/kg	ND	ND		
Vinyl chloride	ug/kg	ND	ND		
Xylene (Total)	ug/kg	ND	ND		
1,2-Dichloroethane-d4 (S)	%	99	99		
4-Bromofluorobenzene (S)	%	104	103		
Toluene-d8 (S)	%	100	99		

Results presented on this page are in the units indicated by the "Units" column except where an alternate unit is presented to the right of the result.

REPORT OF LABORATORY ANALYSIS

This report shall not be reproduced, except in full,
without the written consent of Pace Analytical Services, LLC.

Pace Analytical Services, LLC
9800 Kincey Ave. Suite 100
Huntersville, NC 28078
(704)875-9092

QUALITY CONTROL DATA

Project: 2020-LI-2448
Pace Project No.: 92494334

QC Batch: 565041
QC Batch Method: ASTM D2974-87
Analysis Method: ASTM D2974-87
Analysis Description: Dry Weight/Percent Moisture
Laboratory: Pace Analytical Services - Charlotte
Associated Lab Samples: 92494334001, 92494334002, 92494334003

SAMPLE DUPLICATE: 2995021

Parameter	Units	92493469002 Result	Dup Result	RPD	Qualifiers
Percent Moisture	%	35.0	35.4	1	

SAMPLE DUPLICATE: 2995022

Parameter	Units	92494334003 Result	Dup Result	RPD	Qualifiers
Percent Moisture	%	22.7	22.6	0	

Results presented on this page are in the units indicated by the "Units" column except where an alternate unit is presented to the right of the result.

REPORT OF LABORATORY ANALYSIS

This report shall not be reproduced, except in full,
without the written consent of Pace Analytical Services, LLC.

Pace Analytical Services, LLC
9800 Kincey Ave. Suite 100
Huntersville, NC 28078
(704)875-9092

QUALITY CONTROL DATA

Project: 2020-LI-2448
Pace Project No.: 92494334

QC Batch: 1542594
QC Batch Method: SM 2540 G
Analysis Method: SM 2540G
Analysis Description: Total Solids 2540 G-2011
Laboratory: Pace National - Mt. Juliet
Associated Lab Samples: 92494334001, 92494334002, 92494334003

METHOD BLANK: R3570430-1 Matrix: Solid
Associated Lab Samples: 92494334001, 92494334002, 92494334003

Parameter	Units	Blank Result	Reporting Limit	Analyzed	Qualifiers
Total Solids	%	ND		09/14/20 14:03	

LABORATORY CONTROL SAMPLE: R3570430-2

Parameter	Units	Spike Conc.	LCS Result	LCS % Rec	% Rec Limits	Qualifiers
Total Solids	%	50.0	50.0	100	85.0-115	

SAMPLE DUPLICATE: R3570430-3

Parameter	Units	L1260079-01 Result	Dup Result	RPD	Qualifiers
Total Solids	%	92.8	92.7	0.115	

Results presented on this page are in the units indicated by the "Units" column except where an alternate unit is presented to the right of the result.

REPORT OF LABORATORY ANALYSIS

This report shall not be reproduced, except in full,
without the written consent of Pace Analytical Services, LLC.

Pace Analytical Services, LLC
9800 Kincey Ave. Suite 100
Huntersville, NC 28078
(704)875-9092

QUALIFIERS

Project: 2020-LI-2448
Pace Project No.: 92494334

DEFINITIONS

DF - Dilution Factor, if reported, represents the factor applied to the reported data due to dilution of the sample aliquot.

ND - Not Detected at or above adjusted reporting limit.

TNTC - Too Numerous To Count

J - Estimated concentration above the adjusted method detection limit and below the adjusted reporting limit.

MDL - Adjusted Method Detection Limit.

PQL - Practical Quantitation Limit.

RL - Reporting Limit - The lowest concentration value that meets project requirements for quantitative data with known precision and bias for a specific analyte in a specific matrix.

S - Surrogate

1,2-Diphenylhydrazine decomposes to and cannot be separated from Azobenzene using Method 8270. The result for each analyte is a combined concentration.

Consistent with EPA guidelines, unrounded data are displayed and have been used to calculate % recovery and RPD values.

LCS(D) - Laboratory Control Sample (Duplicate)

MS(D) - Matrix Spike (Duplicate)

DUP - Sample Duplicate

RPD - Relative Percent Difference

NC - Not Calculable.

SG - Silica Gel - Clean-Up

U - Indicates the compound was analyzed for, but not detected.

Acid preservation may not be appropriate for 2 Chloroethylvinyl ether.

A separate vial preserved to a pH of 4-5 is recommended in SW846 Chapter 4 for the analysis of Acrolein and Acrylonitrile by EPA Method 8260.

N-Nitrosodiphenylamine decomposes and cannot be separated from Diphenylamine using Method 8270. The result reported for each analyte is a combined concentration.

Pace Analytical is TNI accredited. Contact your Pace PM for the current list of accredited analytes.

TNI - The NELAC Institute.

ANALYTE QUALIFIERS

IK	The recalculated concentration of the calibration standard(s) did not meet method acceptance criteria; this result should be considered an estimated value.
ML	Matrix spike recovery and/or matrix spike duplicate recovery was below laboratory control limits. Result may be biased low.
v1	The continuing calibration verification was above the method acceptance limit. Any detection for the analyte in the associated samples may have a high bias.

This report shall not be reproduced, except in full,
without the written consent of Pace Analytical Services, LLC.

Pace Analytical Services, LLC
9800 Kincey Ave. Suite 100
Huntersville, NC 28078
(704)875-9092

QUALITY CONTROL DATA CROSS REFERENCE TABLE

Project: 2020-LI-2448
Pace Project No.: 92494334

Lab ID	Sample ID	QC Batch Method	QC Batch	Analytical Method	Analytical Batch
92494334001	**MW29-27.5-30'**	MADEPV	1541930	MADEP VPH	1541930
92494334002	**ER9 66-22.5-25'**	MADEPV	1541930	MADEP VPH	1541930
92494334003	**MW31-25-27.5'**	MADEPV	1542299	MADEP VPH	1542299
92494334001	**MW29-27.5-30'**	EPA 5035A/5030B	565528	EPA 8260D	565550
92494334002	**ER9 66-22.5-25'**	EPA 5035A/5030B	565528	EPA 8260D	565550
92494334003	**MW31-25-27.5'**	EPA 5035A/5030B	565528	EPA 8260D	565550
92494334001	**MW29-27.5-30'**	ASTM D2974-87	565041		
92494334002	**ER9 66-22.5-25'**	ASTM D2974-87	565041		
92494334003	**MW31-25-27.5'**	ASTM D2974-87	565041		
92494334001	**MW29-27.5-30'**	SM 2540 G	1542594	SM 2540G	1542594
92494334002	**ER9 66-22.5-25'**	SM 2540 G	1542594	SM 2540G	1542594
92494334003	**MW31-25-27.5'**	SM 2540 G	1542594	SM 2540G	1542594

This report shall not be reproduced, except in full,
without the written consent of Pace Analytical Services, LLC.

Pace Analytical®

CHAIN-OF-CUSTODY Analytical Request Document

Chain-of-Custody is a LEGAL DOCUMENT - Complete all relevent fields

LAB USE ONLY

WO# : 92494334

92494334

Container Pres...

Lab Project Manager:

** Preservative Types: (1) nitric acid, (2) sulfuric acid, (3) hydrochloric acid, (4) sodium hydroxide, (5) zinc acetate, (6) methanol, (7) sodium bisulfate, (8) sodium thiosulfate, (9) hexane, (A) ascorbic acid, (B) ammonium sulfate, (C) ammonium hydroxide, (D) TSP, (U) Unpreserved, (O) Other _____

Company: Apex Companies	Billing Information:
Address:	
Report To: Andrew Street	Email To: Andrew Street / Emily Little
Copy To:	Site Collection Info/Address:
Customer Project Name/Number: CPC 20126	State: NC / County/City: Huntersville / Time Zone Collected: [ ] PT [ ] MT [ ] CT [X] ET
Phone: / Email:	Site/Facility ID #: / Compliance Monitoring? [ ] Yes [ ] No
Collected By (print): C. Mentze	Purchase Order #: / Quote #: / DW PWS ID #: / DW Location Code:
Collected By (signature): [signature]	Turnaround Date Required: standard / Immediately Packed on Ice: [X] Yes [ ] No
Sample Disposal: [ ] Dispose as appropriate [ ] Return [ ] Archive: _____ [ ] Hold: _____	Rush: [ ] Same Day [ ] Next Day [ ] 2 Day [ ] 3 Day [ ] 4 Day [X] 5 Day (Expedite Charges Apply) / Field Filtered (if applicable): [ ] Yes [ ] No / Analysis: _____

* Matrix Codes (Insert in Matrix box below): Drinking Water (DW), Ground Water (GW), Wastewater (WW), Product (P), Soil/Solid (SL), Oil (OL), Wipe (WP), Air (AR), Tissue (TS), Bioassay (B), Vapor (V), Other (OT)

Analyses

Customer Sample ID	Matrix *	Comp / Grab	Collected (or Composite Start) Date	Time	Composite End Date	Time	Res Cl	# of Ctns	MADEP VPH	SM 6200 B VOCs 8260	Lab Profile/Line:
MW29-27.5-30'	SO	G	09/06/20	1130				6	X	X	001
ER9 66-22.5-25'	SO	G	09/06/20	1440				6	X	X	002
MW31-25-27.5'	SO	G	09/07/20	1125				6	X	X	003

Lab Sample Receipt Checklist:

Custody Seals Present/Intact	Y	N	NA
Custody Signatures Present	Y	N	NA
Collector Signature Present	Y	N	NA
Bottles Intact	Y	N	NA
Correct Bottles	Y	N	NA
Sufficient Volume	Y	N	NA
Samples Received on Ice	Y	N	NA
VOA - Headspace Acceptable	Y	N	NA
USDA Regulated Soils	Y	N	NA
Samples in Holding Time	Y	N	NA
Residual Chlorine Present	Y	N	NA
Cl Strips:			
Sample pH Acceptable	Y	N	NA
pH Strips:			
Sulfide Present	Y	N	NA
Lead Acetate Strips:			

LAB USE ONLY:
Lab Sample # / Comments:

92494334

Customer Remarks / Special Conditions / Possible Hazards:

Type of Ice Used: Wet Blue Dry None

Packing Material Used: Ziplock Bags

Radchem sample(s) screened (<500 cpm): Y N NA

SHORT HOLDS PRESENT (<72 hours): Y N N/A

Lab Tracking #: 2538681

Samples received via: FEDEX UPS Client Courier Pace Courier

Lab Sample Temperature Info:
Temp Blank Received: Y N NA
Therm ID#: 92T061
Cooler 1 Temp Upon Receipt: 5.4 oC
Cooler 1 Therm Corr. Factor: 0 oC
Cooler 1 Corrected Temp: 5.4 oC
Comments:

Relinquished by/Company: (Signature)	Date/Time:	Received by/Company: (Signature)	Date/Time:
[signature] APEX	09/08/20 1340	[signature] Apex	9/8/20 13:40
[signature] Apex	9/8/20 13:53	[signature]	9-8-20 1353
[signature]	9-8-20 1408	[signature] Pace	9-8-20 1408

MTJL LAB USE ONLY
Table #:
Acctnum:
Template:
Prelogin:
PM:
PB:

Trip Blank Received: Y N NA
HCL MeOH TSP Other

Non Conformance(s): YES / NO

Page: _____ of: _____

Pace Analytical Services, LLC
9800 Kincey Ave. Suite 100
Huntersville, NC 28078
(704)875-9092

September 17, 2020

Andrew Street
Apex Companies - NC
5900 Northwoods Business Pkwy
Suite 5900-0
Charlotte, NC 28269

RE: Project: 2020-LI-2448
Pace Project No.: 92494587

Dear Andrew Street:

Enclosed are the analytical results for sample(s) received by the laboratory on September 09, 2020. The results relate only to the samples included in this report. Results reported herein conform to the applicable TNI/NELAC Standards and the laboratory's Quality Manual, where applicable, unless otherwise noted in the body of the report.

The test results provided in this final report were generated by each of the following laboratories within the Pace Network:

- Pace National - Mt. Juliet
- Pace Analytical Services - Charlotte

If you have any questions concerning this report, please feel free to contact me.

Sincerely,

Angela M. Baioni

Angela Baioni
angela.baioni@pacelabs.com
(704)875-9092
Project Manager

Enclosures

cc: J Culbreath, Colonial Pipeline Company
Robert Hughes, Colonial Pipeline
Margaret King, APEX Companies, LLC
Emily Little, Apex Companies
Jeff Morrison, Colonial Pipeline Company
Tom Naumann, APEX Companies - NC
Joe Nicolette, Montrose-EPS
Christopher Schultz, Apex Companies
Alex Testoff, Montrose-EPS
Michael Verdon, Colonial Pipeline Company
JM Wyatt, Colonial Pipeline Company

This report shall not be reproduced, except in full,
without the written consent of Pace Analytical Services, LLC.

Pace Analytical Services, LLC
9800 Kincey Ave. Suite 100
Huntersville, NC 28078
(704)875-9092

CERTIFICATIONS

Project: 2020-LI-2448
Pace Project No.: 92494587

Pace Analytical Services National

12065 Lebanon Road, Mt. Juliet, TN 37122
Alabama Certification #: 40660
Alaska Certification 17-026
Arizona Certification #: AZ0612
Arkansas Certification #: 88-0469
California Certification #: 2932
Canada Certification #: 1461.01
Colorado Certification #: TN00003
Connecticut Certification #: PH-0197
DOD Certification: #1461.01
EPA# TN00003
Florida Certification #: E87487
Georgia DW Certification #: 923
Georgia Certification: NELAP
Idaho Certification #: TN00003
Illinois Certification #: 200008
Indiana Certification #: C-TN-01
Iowa Certification #: 364
Kansas Certification #: E-10277
Kentucky UST Certification #: 16
Kentucky Certification #: 90010
Louisiana Certification #: AI30792
Louisiana DW Certification #: LA180010
Maine Certification #: TN0002
Maryland Certification #: 324
Massachusetts Certification #: M-TN003
Michigan Certification #: 9958
Minnesota Certification #: 047-999-395
Mississippi Certification #: TN00003
Missouri Certification #: 340
Montana Certification #: CERT0086
Nebraska Certification #: NE-OS-15-05
Nevada Certification #: TN-03-2002-34
New Hampshire Certification #: 2975
New Jersey Certification #: TN002
New Mexico DW Certification
New York Certification #: 11742
North Carolina Aquatic Toxicity Certification #: 41
North Carolina Drinking Water Certification #: 21704
North Carolina Environmental Certificate #: 375
North Dakota Certification #: R-140
Ohio VAP Certification #: CL0069
Oklahoma Certification #: 9915
Oregon Certification #: TN200002
Pennsylvania Certification #: 68-02979
Rhode Island Certification #: LAO00356
South Carolina Certification #: 84004
South Dakota Certification
Tennessee DW/Chem/Micro Certification #: 2006
Texas Certification #: T 104704245-17-14
Texas Mold Certification #: LAB0152
USDA Soil Permit #: P330-15-00234
Utah Certification #: TN00003
Virginia Certification #: VT2006
Vermont Dept. of Health: ID# VT-2006
Virginia Certification #: 460132
Washington Certification #: C847
West Virginia Certification #: 233
Wisconsin Certification #: 9980939910
Wyoming UST Certification #: via A2LA 2926.01
A2LA-ISO 17025 Certification #: 1461.01
A2LA-ISO 17025 Certification #: 1461.02
AIHA-LAP/LLC EMLAP Certification #:100789

Pace Analytical Services Charlotte

9800 Kincey Ave. Ste 100, Huntersville, NC 28078
Louisiana/NELAP Certification # LA170028
North Carolina Drinking Water Certification #: 37706
North Carolina Field Services Certification #: 5342
North Carolina Wastewater Certification #: 12
South Carolina Certification #: 99006001
Florida/NELAP Certification #: E87627
Kentucky UST Certification #: 84
Virginia/VELAP Certification #: 460221

REPORT OF LABORATORY ANALYSIS

This report shall not be reproduced, except in full,
without the written consent of Pace Analytical Services, LLC.

Pace Analytical Services, LLC
9800 Kincey Ave. Suite 100
Huntersville, NC 28078
(704)875-9092

SAMPLE ANALYTE COUNT

Project: 2020-LI-2448
Pace Project No.: 92494587

Lab ID	Sample ID	Method	Analysts	Analytes Reported	Laboratory
92494587001	**MW 38-30-32.5'**	MADEP VPH	BMB	6	PAN
		EPA 8260D	SAS	70	PASI-C
		ASTM D2974-87	KDF	1	PASI-C
		SM 2540G	MT	1	PAN

PAN = Pace National - Mt. Juliet
PASI-C = Pace Analytical Services - Charlotte

This report shall not be reproduced, except in full,
without the written consent of Pace Analytical Services, LLC.

Pace Analytical Services, LLC
9800 Kincey Ave. Suite 100
Huntersville, NC 28078
(704)875-9092

ANALYTICAL RESULTS

Project: 2020-LI-2448
Pace Project No.: 92494587

Sample: MW 38-30-32.5' **Lab ID: 92494587001** Collected: 09/08/20 14:55 Received: 09/09/20 13:34 Matrix: Solid

Results reported on a "dry weight" basis and are adjusted for percent moisture, sample size and any dilutions.

Parameters	Results	Units	Report Limit	DF	Prepared	Analyzed	CAS No.	Qual
MADEPV	Analytical Method: MADEP VPH Preparation Method: MADEPV Pace National - Mt. Juliet							
Aliphatic (C05-C08)	ND	mg/kg	9.04	1	09/08/20 14:55	09/16/20 03:12		
Aliphatic (C09-C12)	ND	mg/kg	9.04	1	09/08/20 14:55	09/16/20 03:12		
Aromatic (C09-C10),Unadjusted	ND	mg/kg	9.04	1	09/08/20 14:55	09/16/20 03:12	TPHC9C10A	
Total VPH	ND	mg/kg	9.04	1	09/08/20 14:55	09/16/20 03:12	VPH	
Surrogates								
2,5-Dibromotoluene (FID)	87.1	%	70.0-130	1	09/08/20 14:55	09/16/20 03:12	615-59-8FID	
2,5-Dibromotoluene (PID)	80.5	%	70.0-130	1	09/08/20 14:55	09/16/20 03:12	615-59-8PID	
8260D/5035A/5030B Volatiles	Analytical Method: EPA 8260D Preparation Method: EPA 5035A/5030B Pace Analytical Services - Charlotte							
Acetone	ND	ug/kg	114	1	09/10/20 09:55	09/10/20 15:59	67-64-1	
Benzene	ND	ug/kg	5.7	1	09/10/20 09:55	09/10/20 15:59	71-43-2	
Bromobenzene	ND	ug/kg	5.7	1	09/10/20 09:55	09/10/20 15:59	108-86-1	
Bromochloromethane	ND	ug/kg	5.7	1	09/10/20 09:55	09/10/20 15:59	74-97-5	
Bromodichloromethane	ND	ug/kg	5.7	1	09/10/20 09:55	09/10/20 15:59	75-27-4	v1
Bromoform	ND	ug/kg	5.7	1	09/10/20 09:55	09/10/20 15:59	75-25-2	
Bromomethane	ND	ug/kg	11.4	1	09/10/20 09:55	09/10/20 15:59	74-83-9	
2-Butanone (MEK)	ND	ug/kg	114	1	09/10/20 09:55	09/10/20 15:59	78-93-3	
n-Butylbenzene	ND	ug/kg	5.7	1	09/10/20 09:55	09/10/20 15:59	104-51-8	
sec-Butylbenzene	ND	ug/kg	5.7	1	09/10/20 09:55	09/10/20 15:59	135-98-8	
tert-Butylbenzene	ND	ug/kg	5.7	1	09/10/20 09:55	09/10/20 15:59	98-06-6	
Carbon tetrachloride	ND	ug/kg	5.7	1	09/10/20 09:55	09/10/20 15:59	56-23-5	v1
Chlorobenzene	ND	ug/kg	5.7	1	09/10/20 09:55	09/10/20 15:59	108-90-7	
Chloroethane	ND	ug/kg	11.4	1	09/10/20 09:55	09/10/20 15:59	75-00-3	
Chloroform	ND	ug/kg	5.7	1	09/10/20 09:55	09/10/20 15:59	67-66-3	
Chloromethane	ND	ug/kg	11.4	1	09/10/20 09:55	09/10/20 15:59	74-87-3	
2-Chlorotoluene	ND	ug/kg	5.7	1	09/10/20 09:55	09/10/20 15:59	95-49-8	
4-Chlorotoluene	ND	ug/kg	5.7	1	09/10/20 09:55	09/10/20 15:59	106-43-4	
1,2-Dibromo-3-chloropropane	ND	ug/kg	5.7	1	09/10/20 09:55	09/10/20 15:59	96-12-8	
Dibromochloromethane	ND	ug/kg	5.7	1	09/10/20 09:55	09/10/20 15:59	124-48-1	
1,2-Dibromoethane (EDB)	ND	ug/kg	5.7	1	09/10/20 09:55	09/10/20 15:59	106-93-4	
Dibromomethane	ND	ug/kg	5.7	1	09/10/20 09:55	09/10/20 15:59	74-95-3	
1,2-Dichlorobenzene	ND	ug/kg	5.7	1	09/10/20 09:55	09/10/20 15:59	95-50-1	
1,3-Dichlorobenzene	ND	ug/kg	5.7	1	09/10/20 09:55	09/10/20 15:59	541-73-1	
1,4-Dichlorobenzene	ND	ug/kg	5.7	1	09/10/20 09:55	09/10/20 15:59	106-46-7	
Dichlorodifluoromethane	ND	ug/kg	11.4	1	09/10/20 09:55	09/10/20 15:59	75-71-8	
1,1-Dichloroethane	ND	ug/kg	5.7	1	09/10/20 09:55	09/10/20 15:59	75-34-3	
1,2-Dichloroethane	ND	ug/kg	5.7	1	09/10/20 09:55	09/10/20 15:59	107-06-2	
1,1-Dichloroethene	ND	ug/kg	5.7	1	09/10/20 09:55	09/10/20 15:59	75-35-4	
cis-1,2-Dichloroethene	ND	ug/kg	5.7	1	09/10/20 09:55	09/10/20 15:59	156-59-2	
trans-1,2-Dichloroethene	ND	ug/kg	5.7	1	09/10/20 09:55	09/10/20 15:59	156-60-5	
1,2-Dichloropropane	ND	ug/kg	5.7	1	09/10/20 09:55	09/10/20 15:59	78-87-5	
1,3-Dichloropropane	ND	ug/kg	5.7	1	09/10/20 09:55	09/10/20 15:59	142-28-9	
2,2-Dichloropropane	ND	ug/kg	5.7	1	09/10/20 09:55	09/10/20 15:59	594-20-7	
1,1-Dichloropropene	ND	ug/kg	5.7	1	09/10/20 09:55	09/10/20 15:59	563-58-6	

REPORT OF LABORATORY ANALYSIS

This report shall not be reproduced, except in full,
without the written consent of Pace Analytical Services, LLC.

Pace Analytical Services, LLC
9800 Kincey Ave. Suite 100
Huntersville, NC 28078
(704)875-9092

ANALYTICAL RESULTS

Project: 2020-LI-2448
Pace Project No.: 92494587

Sample: MW 38-30-32.5' **Lab ID: 92494587001** Collected: 09/08/20 14:55 Received: 09/09/20 13:34 Matrix: Solid

Results reported on a "dry weight" basis and are adjusted for percent moisture, sample size and any dilutions.

Parameters	Results	Units	Report Limit	DF	Prepared	Analyzed	CAS No.	Qual
8260D/5035A/5030B Volatiles	Analytical Method: EPA 8260D Preparation Method: EPA 5035A/5030B Pace Analytical Services - Charlotte							
cis-1,3-Dichloropropene	ND	ug/kg	5.7	1	09/10/20 09:55	09/10/20 15:59	10061-01-5	
trans-1,3-Dichloropropene	ND	ug/kg	5.7	1	09/10/20 09:55	09/10/20 15:59	10061-02-6	
Diisopropyl ether	ND	ug/kg	5.7	1	09/10/20 09:55	09/10/20 15:59	108-20-3	
Ethylbenzene	ND	ug/kg	5.7	1	09/10/20 09:55	09/10/20 15:59	100-41-4	
Hexachloro-1,3-butadiene	ND	ug/kg	5.7	1	09/10/20 09:55	09/10/20 15:59	87-68-3	
2-Hexanone	ND	ug/kg	57.0	1	09/10/20 09:55	09/10/20 15:59	591-78-6	
Isopropylbenzene (Cumene)	ND	ug/kg	5.7	1	09/10/20 09:55	09/10/20 15:59	98-82-8	
p-Isopropyltoluene	ND	ug/kg	5.7	1	09/10/20 09:55	09/10/20 15:59	99-87-6	
Methylene Chloride	ND	ug/kg	22.8	1	09/10/20 09:55	09/10/20 15:59	75-09-2	
4-Methyl-2-pentanone (MIBK)	ND	ug/kg	57.0	1	09/10/20 09:55	09/10/20 15:59	108-10-1	
Methyl-tert-butyl ether	ND	ug/kg	5.7	1	09/10/20 09:55	09/10/20 15:59	1634-04-4	
Naphthalene	ND	ug/kg	5.7	1	09/10/20 09:55	09/10/20 15:59	91-20-3	
n-Propylbenzene	ND	ug/kg	5.7	1	09/10/20 09:55	09/10/20 15:59	103-65-1	
Styrene	ND	ug/kg	5.7	1	09/10/20 09:55	09/10/20 15:59	100-42-5	
1,1,1,2-Tetrachloroethane	ND	ug/kg	5.7	1	09/10/20 09:55	09/10/20 15:59	630-20-6	
1,1,2,2-Tetrachloroethane	ND	ug/kg	5.7	1	09/10/20 09:55	09/10/20 15:59	79-34-5	
Tetrachloroethene	ND	ug/kg	5.7	1	09/10/20 09:55	09/10/20 15:59	127-18-4	v1
Toluene	ND	ug/kg	5.7	1	09/10/20 09:55	09/10/20 15:59	108-88-3	IK
1,2,3-Trichlorobenzene	ND	ug/kg	5.7	1	09/10/20 09:55	09/10/20 15:59	87-61-6	
1,2,4-Trichlorobenzene	ND	ug/kg	5.7	1	09/10/20 09:55	09/10/20 15:59	120-82-1	
1,1,1-Trichloroethane	ND	ug/kg	5.7	1	09/10/20 09:55	09/10/20 15:59	71-55-6	
1,1,2-Trichloroethane	ND	ug/kg	5.7	1	09/10/20 09:55	09/10/20 15:59	79-00-5	
Trichloroethene	ND	ug/kg	5.7	1	09/10/20 09:55	09/10/20 15:59	79-01-6	
Trichlorofluoromethane	ND	ug/kg	5.7	1	09/10/20 09:55	09/10/20 15:59	75-69-4	
1,2,3-Trichloropropane	ND	ug/kg	5.7	1	09/10/20 09:55	09/10/20 15:59	96-18-4	
1,2,4-Trimethylbenzene	ND	ug/kg	5.7	1	09/10/20 09:55	09/10/20 15:59	95-63-6	
1,3,5-Trimethylbenzene	ND	ug/kg	5.7	1	09/10/20 09:55	09/10/20 15:59	108-67-8	
Vinyl acetate	ND	ug/kg	57.0	1	09/10/20 09:55	09/10/20 15:59	108-05-4	
Vinyl chloride	ND	ug/kg	11.4	1	09/10/20 09:55	09/10/20 15:59	75-01-4	
Xylene (Total)	ND	ug/kg	11.4	1	09/10/20 09:55	09/10/20 15:59	1330-20-7	
m&p-Xylene	ND	ug/kg	11.4	1	09/10/20 09:55	09/10/20 15:59	179601-23-1	
o-Xylene	ND	ug/kg	5.7	1	09/10/20 09:55	09/10/20 15:59	95-47-6	
Surrogates								
Toluene-d8 (S)	98	%	70-130	1	09/10/20 09:55	09/10/20 15:59	2037-26-5	
4-Bromofluorobenzene (S)	101	%	70-130	1	09/10/20 09:55	09/10/20 15:59	460-00-4	
1,2-Dichloroethane-d4 (S)	97	%	70-132	1	09/10/20 09:55	09/10/20 15:59	17060-07-0	
Percent Moisture	Analytical Method: ASTM D2974-87 Pace Analytical Services - Charlotte							
Percent Moisture	**20.1**	%	0.10	1		09/09/20 16:49		
Total Solids 2540 G-2011	Analytical Method: SM 2540G Preparation Method: SM 2540 G Pace National - Mt. Juliet							
Total Solids	**81.0**	%		1	09/15/20 21:04	09/15/20 21:12		

REPORT OF LABORATORY ANALYSIS

This report shall not be reproduced, except in full,
without the written consent of Pace Analytical Services, LLC.

Pace Analytical Services, LLC
9800 Kincey Ave. Suite 100
Huntersville, NC 28078
(704)875-9092

QUALITY CONTROL DATA

Project: 2020-LI-2448
Pace Project No.: 92494587

QC Batch: 1542299
QC Batch Method: MADEPV
Analysis Method: MADEP VPH
Analysis Description: MADEPV
Laboratory: Pace National - Mt. Juliet

Associated Lab Samples: 92494587001

METHOD BLANK: R3571122-3 Matrix: Solid
Associated Lab Samples: 92494587001

Parameter	Units	Blank Result	Reporting Limit	Analyzed	Qualifiers
Aliphatic (C05-C08)	mg/kg	ND	5.00	09/15/20 22:47	
Aliphatic (C09-C12)	mg/kg	ND	5.00	09/15/20 22:47	
Aromatic (C09-C10),Unadjusted	mg/kg	ND	5.00	09/15/20 22:47	
Total VPH	mg/kg	ND	5.00	09/15/20 22:47	
2,5-Dibromotoluene (FID)	%	86.2	70.0-130	09/15/20 22:47	
2,5-Dibromotoluene (PID)	%	77.6	70.0-130	09/15/20 22:47	

LABORATORY CONTROL SAMPLE & LCSD: R3571122-1 R3571122-2

Parameter	Units	Spike Conc.	LCS Result	LCSD Result	LCS % Rec	LCSD % Rec	% Rec Limits	RPD	Max RPD	Qualifiers
Aliphatic (C05-C08)	mg/kg	60.0	58.8	60.0	98.0	100	70.0-130	2.02	25	
Aliphatic (C09-C12)	mg/kg	70.0	66.8	68.8	95.4	98.3	70.0-130	2.95	25	
Aromatic (C09-C10),Unadjusted	mg/kg	10.0	8.32	8.71	83.2	87.1	70.0-130	4.58	25	
Total VPH	mg/kg	140	134	138	95.7	98.6	70.0-130	2.94	25	
2,5-Dibromotoluene (FID)	%				89.7	91.6	70.0-130			
2,5-Dibromotoluene (PID)	%				81.5	83.9	70.0-130			

MATRIX SPIKE & MATRIX SPIKE DUPLICATE: R3571122-4 R3571122-5

Parameter	Units	L1258989-03 Result	MS Spike Conc.	MSD Spike Conc.	MS Result	MSD Result	MS % Rec	MSD % Rec	% Rec Limits	RPD	Qual
Aliphatic (C05-C08)	mg/kg	69.2	68.5	68.5	82.4	93.3	19.2	35.1	70.0-130	12.4	ML
Aliphatic (C09-C12)	mg/kg	131	80.0	80.0	179	201	59.7	87.4	70.0-130	11.7	ML
Aromatic (C09-C10),Unadjusted	mg/kg	87.0	11.4	11.4	96.7	101	85.1	122	70.0-130	4.31	
Total VPH	mg/kg	288	160	160	358	396	43.7	67.2	70.0-130	9.95	ML
2,5-Dibromotoluene (FID)	%						107	79.0	70.0-130		
2,5-Dibromotoluene (PID)	%						75.3	72.4	70.0-130		

Results presented on this page are in the units indicated by the "Units" column except where an alternate unit is presented to the right of the result.

REPORT OF LABORATORY ANALYSIS

This report shall not be reproduced, except in full,
without the written consent of Pace Analytical Services, LLC.

Pace Analytical Services, LLC
9800 Kincey Ave. Suite 100
Huntersville, NC 28078
(704)875-9092

QUALITY CONTROL DATA

Project: 2020-LI-2448
Pace Project No.: 92494587

QC Batch: 565528
QC Batch Method: EPA 5035A/5030B
Analysis Method: EPA 8260D
Analysis Description: 8260D 5035A 5030B
Laboratory: Pace Analytical Services - Charlotte

Associated Lab Samples: 92494587001

METHOD BLANK: 2997059 Matrix: Solid
Associated Lab Samples: 92494587001

Parameter	Units	Blank Result	Reporting Limit	Analyzed	Qualifiers
1,1,1,2-Tetrachloroethane	ug/kg	ND	5.0	09/10/20 10:08	
1,1,1-Trichloroethane	ug/kg	ND	5.0	09/10/20 10:08	
1,1,2,2-Tetrachloroethane	ug/kg	ND	5.0	09/10/20 10:08	
1,1,2-Trichloroethane	ug/kg	ND	5.0	09/10/20 10:08	
1,1-Dichloroethane	ug/kg	ND	5.0	09/10/20 10:08	
1,1-Dichloroethene	ug/kg	ND	5.0	09/10/20 10:08	
1,1-Dichloropropene	ug/kg	ND	5.0	09/10/20 10:08	
1,2,3-Trichlorobenzene	ug/kg	ND	5.0	09/10/20 10:08	
1,2,3-Trichloropropane	ug/kg	ND	5.0	09/10/20 10:08	
1,2,4-Trichlorobenzene	ug/kg	ND	5.0	09/10/20 10:08	
1,2,4-Trimethylbenzene	ug/kg	ND	5.0	09/10/20 10:08	
1,2-Dibromo-3-chloropropane	ug/kg	ND	5.0	09/10/20 10:08	
1,2-Dibromoethane (EDB)	ug/kg	ND	5.0	09/10/20 10:08	
1,2-Dichlorobenzene	ug/kg	ND	5.0	09/10/20 10:08	
1,2-Dichloroethane	ug/kg	ND	5.0	09/10/20 10:08	
1,2-Dichloropropane	ug/kg	ND	5.0	09/10/20 10:08	
1,3,5-Trimethylbenzene	ug/kg	ND	5.0	09/10/20 10:08	
1,3-Dichlorobenzene	ug/kg	ND	5.0	09/10/20 10:08	
1,3-Dichloropropane	ug/kg	ND	5.0	09/10/20 10:08	
1,4-Dichlorobenzene	ug/kg	ND	5.0	09/10/20 10:08	
2,2-Dichloropropane	ug/kg	ND	5.0	09/10/20 10:08	
2-Butanone (MEK)	ug/kg	ND	100	09/10/20 10:08	
2-Chlorotoluene	ug/kg	ND	5.0	09/10/20 10:08	
2-Hexanone	ug/kg	ND	50.0	09/10/20 10:08	
4-Chlorotoluene	ug/kg	ND	5.0	09/10/20 10:08	
4-Methyl-2-pentanone (MIBK)	ug/kg	ND	50.0	09/10/20 10:08	
Acetone	ug/kg	ND	100	09/10/20 10:08	
Benzene	ug/kg	ND	5.0	09/10/20 10:08	
Bromobenzene	ug/kg	ND	5.0	09/10/20 10:08	
Bromochloromethane	ug/kg	ND	5.0	09/10/20 10:08	
Bromodichloromethane	ug/kg	ND	5.0	09/10/20 10:08	v1
Bromoform	ug/kg	ND	5.0	09/10/20 10:08	
Bromomethane	ug/kg	ND	10.0	09/10/20 10:08	
Carbon tetrachloride	ug/kg	ND	5.0	09/10/20 10:08	v1
Chlorobenzene	ug/kg	ND	5.0	09/10/20 10:08	
Chloroethane	ug/kg	ND	10.0	09/10/20 10:08	
Chloroform	ug/kg	ND	5.0	09/10/20 10:08	
Chloromethane	ug/kg	ND	10.0	09/10/20 10:08	
cis-1,2-Dichloroethene	ug/kg	ND	5.0	09/10/20 10:08	
cis-1,3-Dichloropropene	ug/kg	ND	5.0	09/10/20 10:08	

Results presented on this page are in the units indicated by the "Units" column except where an alternate unit is presented to the right of the result.

REPORT OF LABORATORY ANALYSIS

This report shall not be reproduced, except in full,
without the written consent of Pace Analytical Services, LLC.

Pace Analytical Services, LLC
9800 Kincey Ave. Suite 100
Huntersville, NC 28078
(704)875-9092

QUALITY CONTROL DATA

Project: 2020-LI-2448
Pace Project No.: 92494587

METHOD BLANK: 2997059 Matrix: Solid
Associated Lab Samples: 92494587001

Parameter	Units	Blank Result	Reporting Limit	Analyzed	Qualifiers
Dibromochloromethane	ug/kg	ND	5.0	09/10/20 10:08	
Dibromomethane	ug/kg	ND	5.0	09/10/20 10:08	
Dichlorodifluoromethane	ug/kg	ND	10.0	09/10/20 10:08	
Diisopropyl ether	ug/kg	ND	5.0	09/10/20 10:08	
Ethylbenzene	ug/kg	ND	5.0	09/10/20 10:08	
Hexachloro-1,3-butadiene	ug/kg	ND	5.0	09/10/20 10:08	
Isopropylbenzene (Cumene)	ug/kg	ND	5.0	09/10/20 10:08	
m&p-Xylene	ug/kg	ND	10.0	09/10/20 10:08	
Methyl-tert-butyl ether	ug/kg	ND	5.0	09/10/20 10:08	
Methylene Chloride	ug/kg	ND	20.0	09/10/20 10:08	
n-Butylbenzene	ug/kg	ND	5.0	09/10/20 10:08	
n-Propylbenzene	ug/kg	ND	5.0	09/10/20 10:08	
Naphthalene	ug/kg	ND	5.0	09/10/20 10:08	
o-Xylene	ug/kg	ND	5.0	09/10/20 10:08	
p-Isopropyltoluene	ug/kg	ND	5.0	09/10/20 10:08	
sec-Butylbenzene	ug/kg	ND	5.0	09/10/20 10:08	
Styrene	ug/kg	ND	5.0	09/10/20 10:08	
tert-Butylbenzene	ug/kg	ND	5.0	09/10/20 10:08	
Tetrachloroethene	ug/kg	ND	5.0	09/10/20 10:08	v1
Toluene	ug/kg	ND	5.0	09/10/20 10:08	IK
trans-1,2-Dichloroethene	ug/kg	ND	5.0	09/10/20 10:08	
trans-1,3-Dichloropropene	ug/kg	ND	5.0	09/10/20 10:08	
Trichloroethene	ug/kg	ND	5.0	09/10/20 10:08	
Trichlorofluoromethane	ug/kg	ND	5.0	09/10/20 10:08	
Vinyl acetate	ug/kg	ND	50.0	09/10/20 10:08	
Vinyl chloride	ug/kg	ND	10.0	09/10/20 10:08	
Xylene (Total)	ug/kg	ND	10.0	09/10/20 10:08	
1,2-Dichloroethane-d4 (S)	%	106	70-132	09/10/20 10:08	
4-Bromofluorobenzene (S)	%	103	70-130	09/10/20 10:08	
Toluene-d8 (S)	%	100	70-130	09/10/20 10:08	

LABORATORY CONTROL SAMPLE: 2997060

Parameter	Units	Spike Conc.	LCS Result	LCS % Rec	% Rec Limits	Qualifiers
1,1,1,2-Tetrachloroethane	ug/kg	1250	1180	95	70-130	
1,1,1-Trichloroethane	ug/kg	1250	1110	89	70-130	
1,1,2,2-Tetrachloroethane	ug/kg	1250	1060	85	55-130	
1,1,2-Trichloroethane	ug/kg	1250	1110	89	70-130	
1,1-Dichloroethane	ug/kg	1250	1020	82	68-130	
1,1-Dichloroethene	ug/kg	1250	1070	86	70-130	
1,1-Dichloropropene	ug/kg	1250	1060	84	70-130	
1,2,3-Trichlorobenzene	ug/kg	1250	1110	89	70-130	
1,2,3-Trichloropropane	ug/kg	1250	1020	81	70-130	
1,2,4-Trichlorobenzene	ug/kg	1250	1120	90	70-130	

Results presented on this page are in the units indicated by the "Units" column except where an alternate unit is presented to the right of the result.

REPORT OF LABORATORY ANALYSIS

This report shall not be reproduced, except in full,
without the written consent of Pace Analytical Services, LLC.

Pace Analytical Services, LLC
9800 Kincey Ave. Suite 100
Huntersville, NC 28078
(704)875-9092

QUALITY CONTROL DATA

Project: 2020-LI-2448
Pace Project No.: 92494587

LABORATORY CONTROL SAMPLE: 2997060

Parameter	Units	Spike Conc.	LCS Result	LCS % Rec	% Rec Limits	Qualifiers
1,2,4-Trimethylbenzene	ug/kg	1250	1100	88	69-130	
1,2-Dibromo-3-chloropropane	ug/kg	1250	1030	83	57-141	
1,2-Dibromoethane (EDB)	ug/kg	1250	1150	92	70-130	
1,2-Dichlorobenzene	ug/kg	1250	1120	90	70-130	
1,2-Dichloroethane	ug/kg	1250	960	77	70-130	
1,2-Dichloropropane	ug/kg	1250	1080	86	70-130	
1,3,5-Trimethylbenzene	ug/kg	1250	1080	86	70-130	
1,3-Dichlorobenzene	ug/kg	1250	1090	88	70-130	
1,3-Dichloropropane	ug/kg	1250	1090	87	70-130	
1,4-Dichlorobenzene	ug/kg	1250	1090	87	70-130	
2,2-Dichloropropane	ug/kg	1250	1080	87	70-130	
2-Butanone (MEK)	ug/kg	2500	1790	72	60-130	
2-Chlorotoluene	ug/kg	1250	1120	89	70-130	
2-Hexanone	ug/kg	2500	2030	81	70-132	
4-Chlorotoluene	ug/kg	1250	1080	87	70-130	
4-Methyl-2-pentanone (MIBK)	ug/kg	2500	1990	80	69-130	
Acetone	ug/kg	2500	1820	73	49-148	
Benzene	ug/kg	1250	1050	84	70-130	
Bromobenzene	ug/kg	1250	1120	90	70-130	
Bromochloromethane	ug/kg	1250	1060	85	70-130	
Bromodichloromethane	ug/kg	1250	1110	89	70-130	v1
Bromoform	ug/kg	1250	1080	87	68-136	
Bromomethane	ug/kg	1250	958	77	60-140	
Carbon tetrachloride	ug/kg	1250	1260	101	70-130	v1
Chlorobenzene	ug/kg	1250	1120	89	70-130	
Chloroethane	ug/kg	1250	931	74	51-147	
Chloroform	ug/kg	1250	1040	83	70-130	
Chloromethane	ug/kg	1250	829	66	48-130	
cis-1,2-Dichloroethene	ug/kg	1250	1020	82	70-130	
cis-1,3-Dichloropropene	ug/kg	1250	1150	92	70-130	
Dibromochloromethane	ug/kg	1250	1190	95	70-130	
Dibromomethane	ug/kg	1250	1100	88	70-130	
Dichlorodifluoromethane	ug/kg	1250	1100	88	49-130	
Diisopropyl ether	ug/kg	1250	924	74	66-130	
Ethylbenzene	ug/kg	1250	1020	82	70-130	
Hexachloro-1,3-butadiene	ug/kg	1250	1120	90	70-130	
Isopropylbenzene (Cumene)	ug/kg	1250	1120	89	70-130	
m&p-Xylene	ug/kg	2500	2160	86	70-130	
Methyl-tert-butyl ether	ug/kg	1250	1030	83	70-130	
Methylene Chloride	ug/kg	1250	870	70	50-137	
n-Butylbenzene	ug/kg	1250	1090	88	70-130	
n-Propylbenzene	ug/kg	1250	1060	85	70-130	
Naphthalene	ug/kg	1250	1080	87	70-131	
o-Xylene	ug/kg	1250	1100	88	70-130	
p-Isopropyltoluene	ug/kg	1250	1070	86	70-130	
sec-Butylbenzene	ug/kg	1250	1090	87	70-130	
Styrene	ug/kg	1250	1180	94	70-130	

Results presented on this page are in the units indicated by the "Units" column except where an alternate unit is presented to the right of the result.

REPORT OF LABORATORY ANALYSIS

This report shall not be reproduced, except in full,
without the written consent of Pace Analytical Services, LLC.

Pace Analytical Services, LLC
9800 Kincey Ave. Suite 100
Huntersville, NC 28078
(704)875-9092

QUALITY CONTROL DATA

Project: 2020-LI-2448
Pace Project No.: 92494587

LABORATORY CONTROL SAMPLE: 2997060

Parameter	Units	Spike Conc.	LCS Result	LCS % Rec	% Rec Limits	Qualifiers
tert-Butylbenzene	ug/kg	1250	1040	84	69-130	
Tetrachloroethene	ug/kg	1250	1200	96	56-130	v1
Toluene	ug/kg	1250	1010	81	70-130	IK
trans-1,2-Dichloroethene	ug/kg	1250	1060	85	70-130	
trans-1,3-Dichloropropene	ug/kg	1250	1150	92	70-130	
Trichloroethene	ug/kg	1250	1170	93	70-141	
Trichlorofluoromethane	ug/kg	1250	1060	85	67-130	
Vinyl acetate	ug/kg	2500	2010	81	10-136	
Vinyl chloride	ug/kg	1250	847	68	67-130	
Xylene (Total)	ug/kg	3750	3250	87	70-130	
1,2-Dichloroethane-d4 (S)	%			96	70-132	
4-Bromofluorobenzene (S)	%			102	70-130	
Toluene-d8 (S)	%			98	70-130	

MATRIX SPIKE SAMPLE: 2997062

Parameter	Units	92494609016 Result	Spike Conc.	MS Result	MS % Rec	% Rec Limits	Qualifiers
1,1,1,2-Tetrachloroethane	ug/kg	ND	627	712	114	52-133	
1,1,1-Trichloroethane	ug/kg	ND	627	731	117	49-137	
1,1,2,2-Tetrachloroethane	ug/kg	ND	627	636	101	39-150	
1,1,2-Trichloroethane	ug/kg	ND	627	696	111	48-140	
1,1-Dichloroethane	ug/kg	ND	627	615	98	46-135	
1,1-Dichloroethene	ug/kg	ND	627	624	100	38-149	
1,1-Dichloropropene	ug/kg	ND	627	705	113	41-140	
1,2,3-Trichlorobenzene	ug/kg	ND	627	625	100	10-158	
1,2,3-Trichloropropane	ug/kg	ND	627	600	96	33-157	
1,2,4-Trichlorobenzene	ug/kg	ND	627	702	112	10-155	
1,2,4-Trimethylbenzene	ug/kg	ND	627	715	114	24-154	
1,2-Dibromo-3-chloropropane	ug/kg	ND	627	525	84	33-158	
1,2-Dibromoethane (EDB)	ug/kg	ND	627	667	106	40-136	
1,2-Dichlorobenzene	ug/kg	ND	627	698	111	27-146	
1,2-Dichloroethane	ug/kg	ND	627	592	95	49-140	
1,2-Dichloropropane	ug/kg	ND	627	691	110	44-143	
1,3,5-Trimethylbenzene	ug/kg	ND	627	697	111	40-144	
1,3-Dichlorobenzene	ug/kg	ND	627	702	112	33-140	
1,3-Dichloropropane	ug/kg	ND	627	663	106	47-147	
1,4-Dichlorobenzene	ug/kg	ND	627	664	106	35-139	
2,2-Dichloropropane	ug/kg	ND	627	304	49	41-140	
2-Butanone (MEK)	ug/kg	ND	1250	869	69	10-181	
2-Chlorotoluene	ug/kg	ND	627	703	112	38-147	
2-Hexanone	ug/kg	ND	1250	585	47	18-169	
4-Chlorotoluene	ug/kg	ND	627	689	110	36-145	
4-Methyl-2-pentanone (MIBK)	ug/kg	ND	1250	1170	94	16-175	
Acetone	ug/kg	ND	1250	661	53	10-200	
Benzene	ug/kg	ND	627	675	108	46-136	

Results presented on this page are in the units indicated by the "Units" column except where an alternate unit is presented to the right of the result.

REPORT OF LABORATORY ANALYSIS

This report shall not be reproduced, except in full,
without the written consent of Pace Analytical Services, LLC.

Pace Analytical Services, LLC
9800 Kincey Ave. Suite 100
Huntersville, NC 28078
(704)875-9092

QUALITY CONTROL DATA

Project: 2020-LI-2448
Pace Project No.: 92494587

MATRIX SPIKE SAMPLE: 2997062

Parameter	Units	92494609016 Result	Spike Conc.	MS Result	MS % Rec	% Rec Limits	Qualifiers
Bromobenzene	ug/kg	ND	627	685	109	38-149	
Bromochloromethane	ug/kg	ND	627	645	103	44-142	
Bromodichloromethane	ug/kg	ND	627	690	110	41-140	v1
Bromoform	ug/kg	ND	627	627	100	34-145	
Bromomethane	ug/kg	ND	627	940	150	14-162	
Carbon tetrachloride	ug/kg	ND	627	818	131	44-141	v1
Chlorobenzene	ug/kg	ND	627	702	112	39-141	
Chloroethane	ug/kg	ND	627	425	68	10-182	
Chloroform	ug/kg	ND	627	624	100	45-140	
Chloromethane	ug/kg	ND	627	636	102	19-149	
cis-1,2-Dichloroethene	ug/kg	ND	627	638	102	38-150	
cis-1,3-Dichloropropene	ug/kg	ND	627	700	112	30-144	
Dibromochloromethane	ug/kg	ND	627	705	113	36-145	
Dibromomethane	ug/kg	ND	627	666	106	41-145	
Dichlorodifluoromethane	ug/kg	ND	627	822	131	16-146	
Diisopropyl ether	ug/kg	ND	627	569	91	41-143	
Ethylbenzene	ug/kg	ND	627	658	105	35-144	
Hexachloro-1,3-butadiene	ug/kg	ND	627	787	126	10-160	
Isopropylbenzene (Cumene)	ug/kg	ND	627	725	116	30-152	
m&p-Xylene	ug/kg	ND	1250	1370	110	33-145	
Methyl-tert-butyl ether	ug/kg	ND	627	653	104	49-140	
Methylene Chloride	ug/kg	ND	627	565	90	10-174	
n-Butylbenzene	ug/kg	ND	627	724	116	10-160	
n-Propylbenzene	ug/kg	ND	627	701	112	24-159	
Naphthalene	ug/kg	ND	627	511	82	10-171	
o-Xylene	ug/kg	ND	627	694	111	31-150	
p-Isopropyltoluene	ug/kg	ND	627	703	112	21-154	
sec-Butylbenzene	ug/kg	ND	627	742	119	19-159	
Styrene	ug/kg	ND	627	717	114	15-152	
tert-Butylbenzene	ug/kg	ND	627	687	110	31-141	
Tetrachloroethene	ug/kg	ND	627	793	127	19-141	v1
Toluene	ug/kg	ND	627	665	106	31-146	IK
trans-1,2-Dichloroethene	ug/kg	ND	627	683	109	28-157	
trans-1,3-Dichloropropene	ug/kg	ND	627	679	108	25-146	
Trichloroethene	ug/kg	ND	627	779	124	34-149	
Trichlorofluoromethane	ug/kg	ND	627	350	56	10-167	
Vinyl acetate	ug/kg	ND	1250	1110	88	10-200	
Vinyl chloride	ug/kg	ND	627	605	97	36-155	
Xylene (Total)	ug/kg	ND	1880	2070	110	29-148	
1,2-Dichloroethane-d4 (S)	%				101	70-132	
4-Bromofluorobenzene (S)	%				98	70-130	
Toluene-d8 (S)	%				99	70-130	

Results presented on this page are in the units indicated by the "Units" column except where an alternate unit is presented to the right of the result.

REPORT OF LABORATORY ANALYSIS

This report shall not be reproduced, except in full,
without the written consent of Pace Analytical Services, LLC.

Pace Analytical Services, LLC
9800 Kincey Ave. Suite 100
Huntersville, NC 28078
(704)875-9092

QUALITY CONTROL DATA

Project: 2020-LI-2448
Pace Project No.: 92494587

SAMPLE DUPLICATE: 2997061

Parameter	Units	92494609015 Result	Dup Result	RPD	Qualifiers
1,1,1,2-Tetrachloroethane	ug/kg	ND	ND		
1,1,1-Trichloroethane	ug/kg	ND	ND		
1,1,2,2-Tetrachloroethane	ug/kg	ND	ND		
1,1,2-Trichloroethane	ug/kg	ND	ND		
1,1-Dichloroethane	ug/kg	ND	ND		
1,1-Dichloroethene	ug/kg	ND	ND		
1,1-Dichloropropene	ug/kg	ND	ND		
1,2,3-Trichlorobenzene	ug/kg	ND	ND		
1,2,3-Trichloropropane	ug/kg	ND	ND		
1,2,4-Trichlorobenzene	ug/kg	ND	ND		
1,2,4-Trimethylbenzene	ug/kg	ND	ND		
1,2-Dibromo-3-chloropropane	ug/kg	ND	ND		
1,2-Dibromoethane (EDB)	ug/kg	ND	ND		
1,2-Dichlorobenzene	ug/kg	ND	ND		
1,2-Dichloroethane	ug/kg	ND	ND		
1,2-Dichloropropane	ug/kg	ND	ND		
1,3,5-Trimethylbenzene	ug/kg	ND	ND		
1,3-Dichlorobenzene	ug/kg	ND	ND		
1,3-Dichloropropane	ug/kg	ND	ND		
1,4-Dichlorobenzene	ug/kg	ND	ND		
2,2-Dichloropropane	ug/kg	ND	ND		
2-Butanone (MEK)	ug/kg	ND	ND		
2-Chlorotoluene	ug/kg	ND	ND		
2-Hexanone	ug/kg	ND	ND		
4-Chlorotoluene	ug/kg	ND	ND		
4-Methyl-2-pentanone (MIBK)	ug/kg	ND	ND		
Acetone	ug/kg	ND	ND		
Benzene	ug/kg	ND	ND		
Bromobenzene	ug/kg	ND	ND		
Bromochloromethane	ug/kg	ND	ND		
Bromodichloromethane	ug/kg	ND	ND		v1
Bromoform	ug/kg	ND	ND		
Bromomethane	ug/kg	ND	ND		
Carbon tetrachloride	ug/kg	ND	ND		v1
Chlorobenzene	ug/kg	ND	ND		
Chloroethane	ug/kg	ND	ND		
Chloroform	ug/kg	ND	ND		
Chloromethane	ug/kg	ND	ND		
cis-1,2-Dichloroethene	ug/kg	ND	ND		
cis-1,3-Dichloropropene	ug/kg	ND	ND		
Dibromochloromethane	ug/kg	ND	ND		
Dibromomethane	ug/kg	ND	ND		
Dichlorodifluoromethane	ug/kg	ND	ND		
Diisopropyl ether	ug/kg	ND	ND		
Ethylbenzene	ug/kg	ND	ND		
Hexachloro-1,3-butadiene	ug/kg	ND	ND		
Isopropylbenzene (Cumene)	ug/kg	ND	ND		

Results presented on this page are in the units indicated by the "Units" column except where an alternate unit is presented to the right of the result.

REPORT OF LABORATORY ANALYSIS

This report shall not be reproduced, except in full,
without the written consent of Pace Analytical Services, LLC.

Pace Analytical Services, LLC
9800 Kincey Ave. Suite 100
Huntersville, NC 28078
(704)875-9092

QUALITY CONTROL DATA

Project: 2020-LI-2448
Pace Project No.: 92494587

SAMPLE DUPLICATE: 2997061

Parameter	Units	92494609015 Result	Dup Result	RPD	Qualifiers
m&p-Xylene	ug/kg	ND	ND		
Methyl-tert-butyl ether	ug/kg	ND	ND		
Methylene Chloride	ug/kg	ND	ND		
n-Butylbenzene	ug/kg	ND	ND		
n-Propylbenzene	ug/kg	ND	ND		
Naphthalene	ug/kg	ND	ND		
o-Xylene	ug/kg	ND	ND		
p-Isopropyltoluene	ug/kg	ND	ND		
sec-Butylbenzene	ug/kg	ND	ND		
Styrene	ug/kg	ND	ND		
tert-Butylbenzene	ug/kg	ND	ND		
Tetrachloroethene	ug/kg	ND	ND		v1
Toluene	ug/kg	ND	ND		IK
trans-1,2-Dichloroethene	ug/kg	ND	ND		
trans-1,3-Dichloropropene	ug/kg	ND	ND		
Trichloroethene	ug/kg	ND	ND		
Trichlorofluoromethane	ug/kg	ND	ND		
Vinyl acetate	ug/kg	ND	ND		
Vinyl chloride	ug/kg	ND	ND		
Xylene (Total)	ug/kg	ND	ND		
1,2-Dichloroethane-d4 (S)	%	99	99		
4-Bromofluorobenzene (S)	%	104	103		
Toluene-d8 (S)	%	100	99		

Results presented on this page are in the units indicated by the "Units" column except where an alternate unit is presented to the right of the result.

REPORT OF LABORATORY ANALYSIS

This report shall not be reproduced, except in full,
without the written consent of Pace Analytical Services, LLC.

Pace Analytical Services, LLC
9800 Kincey Ave. Suite 100
Huntersville, NC 28078
(704)875-9092

QUALITY CONTROL DATA

Project: 2020-LI-2448
Pace Project No.: 92494587

QC Batch: 565331
QC Batch Method: ASTM D2974-87
Analysis Method: ASTM D2974-87
Analysis Description: Dry Weight/Percent Moisture
Laboratory: Pace Analytical Services - Charlotte

Associated Lab Samples: 92494587001

SAMPLE DUPLICATE: 2996145

Parameter	Units	92494315001 Result	Dup Result	RPD	Qualifiers
Percent Moisture	%	47.7	44.7	7	

SAMPLE DUPLICATE: 2996473

Parameter	Units	92494609007 Result	Dup Result	RPD	Qualifiers
Percent Moisture	%	23.1	22.6	2	

Results presented on this page are in the units indicated by the "Units" column except where an alternate unit is presented to the right of the result.

REPORT OF LABORATORY ANALYSIS

This report shall not be reproduced, except in full,
without the written consent of Pace Analytical Services, LLC.

Pace Analytical Services, LLC
9800 Kincey Ave. Suite 100
Huntersville, NC 28078
(704)875-9092

QUALITY CONTROL DATA

Project: 2020-LI-2448
Pace Project No.: 92494587

QC Batch: 1543078
QC Batch Method: SM 2540 G
Analysis Method: SM 2540G
Analysis Description: Total Solids 2540 G-2011
Laboratory: Pace National - Mt. Juliet

Associated Lab Samples: 92494587001

METHOD BLANK: R3571231-1 Matrix: Solid
Associated Lab Samples: 92494587001

Parameter	Units	Blank Result	Reporting Limit	Analyzed	Qualifiers
Total Solids	%	0.00200		09/15/20 21:12	

LABORATORY CONTROL SAMPLE: R3571231-2

Parameter	Units	Spike Conc.	LCS Result	LCS % Rec	% Rec Limits	Qualifiers
Total Solids	%	50.0	50.0	100	85.0-115	

SAMPLE DUPLICATE: R3571231-3

Parameter	Units	L1260188-02 Result	Dup Result	RPD	Qualifiers
Total Solids	%	89.2	89.2	0.0585	

Results presented on this page are in the units indicated by the "Units" column except where an alternate unit is presented to the right of the result.

REPORT OF LABORATORY ANALYSIS

This report shall not be reproduced, except in full,
without the written consent of Pace Analytical Services, LLC.

Pace Analytical Services, LLC
9800 Kincey Ave. Suite 100
Huntersville, NC 28078
(704)875-9092

QUALIFIERS

Project: 2020-LI-2448
Pace Project No.: 92494587

DEFINITIONS

DF - Dilution Factor, if reported, represents the factor applied to the reported data due to dilution of the sample aliquot.

ND - Not Detected at or above adjusted reporting limit.

TNTC - Too Numerous To Count

J - Estimated concentration above the adjusted method detection limit and below the adjusted reporting limit.

MDL - Adjusted Method Detection Limit.

PQL - Practical Quantitation Limit.

RL - Reporting Limit - The lowest concentration value that meets project requirements for quantitative data with known precision and bias for a specific analyte in a specific matrix.

S - Surrogate

1,2-Diphenylhydrazine decomposes to and cannot be separated from Azobenzene using Method 8270. The result for each analyte is a combined concentration.

Consistent with EPA guidelines, unrounded data are displayed and have been used to calculate % recovery and RPD values.

LCS(D) - Laboratory Control Sample (Duplicate)

MS(D) - Matrix Spike (Duplicate)

DUP - Sample Duplicate

RPD - Relative Percent Difference

NC - Not Calculable.

SG - Silica Gel - Clean-Up

U - Indicates the compound was analyzed for, but not detected.

Acid preservation may not be appropriate for 2 Chloroethylvinyl ether.

A separate vial preserved to a pH of 4-5 is recommended in SW846 Chapter 4 for the analysis of Acrolein and Acrylonitrile by EPA Method 8260.

N-Nitrosodiphenylamine decomposes and cannot be separated from Diphenylamine using Method 8270. The result reported for each analyte is a combined concentration.

Pace Analytical is TNI accredited. Contact your Pace PM for the current list of accredited analytes.

TNI - The NELAC Institute.

ANALYTE QUALIFIERS

IK	The recalculated concentration of the calibration standard(s) did not meet method acceptance criteria; this result should be considered an estimated value.
ML	Matrix spike recovery and/or matrix spike duplicate recovery was below laboratory control limits. Result may be biased low.
v1	The continuing calibration verification was above the method acceptance limit. Any detection for the analyte in the associated samples may have a high bias.

This report shall not be reproduced, except in full,
without the written consent of Pace Analytical Services, LLC.

Pace Analytical Services, LLC
9800 Kincey Ave. Suite 100
Huntersville, NC 28078
(704)875-9092

QUALITY CONTROL DATA CROSS REFERENCE TABLE

Project: 2020-LI-2448
Pace Project No.: 92494587

Lab ID	Sample ID	QC Batch Method	QC Batch	Analytical Method	Analytical Batch
92494587001	**MW 38-30-32.5'**	MADEPV	1542299	MADEP VPH	1542299
92494587001	**MW 38-30-32.5'**	EPA 5035A/5030B	565528	EPA 8260D	565550
92494587001	**MW 38-30-32.5'**	ASTM D2974-87	565331		
92494587001	**MW 38-30-32.5'**	SM 2540 G	1543078	SM 2540G	1543078

This report shall not be reproduced, except in full,
without the written consent of Pace Analytical Services, LLC.

CHAIN-OF-CUSTODY Analytical Request Document

Pace Analytical

Chain-of-Custody is a LEGAL DOCUMENT - Complete all relevent fields

WO# : 92494587

92494587

Company: Apex Companies	Billing Information: SAME
Address:	
Report To: Andrew Street	Email To: Andrew Street / Emily Little
Copy To:	Site Collection Info/Address:
Customer Project Name/Number: CPC 20126	State: NC / County/City: Huntersville / Time Zone Collected: [ ] PT [ ] MT [ ] CT [X] ET
Phone: / Email:	Site/Facility ID #: / Compliance Monitoring? [ ] Yes [ ] No
Collected By (print): C. Mentze	Purchase Order #: / Quote #: / DW PWS ID #: / DW Location Code:
Collected By (signature):	Turnaround Date Required: 5 Day TAT / Immediately Packed on Ice: [X] Yes [ ] No
Sample Disposal: [ ] Dispose as appropriate [ ] Return [ ] Archive: [ ] Hold:	Rush: [ ] Same Day [ ] Next Day [ ] 2 Day [ ] 3 Day [ ] 4 Day [X] 5 Day (Expedite Charges Apply) / Field Filtered (if applicable): [ ] Yes [ ] No / Analysis:

* Matrix Codes (Insert in Matrix box below): Drinking Water (DW), Ground Water (GW), Wastewater (WW), Product (P), Soil/Solid (SL), Oil (OL), Wipe (WP), Air (AR), Tissue (TS), Bioassay (B), Vapor (V), Other (OT)

Customer Sample ID	Matrix *	Comp / Grab	Collected (or Composite Start) Date	Collected (or Composite Start) Time	Composite End Date	Composite End Time	Res Cl	# of Ctns	MADEP VPH	SM6200B VOCs	Lab Sample # / Comments
MW38-30-325'	SO	G	09/08/20	1955				6	x	x	92494587 001

** Preservative Types: (1) nitric acid, (2) sulfuric acid, (3) hydrochloric acid, (4) sodium hydroxide, (5) zinc acetate, (6) methanol, (7) sodium bisulfate, (8) sodium thiosulfate, (9) hexane, (A) ascorbic acid, (B) ammonium sulfate, (C) ammonium hydroxide, (D) TSP, (U) Unpreserved, (O) Other _____

Analyses

Lab Profile/Line:

Lab Sample Receipt Checklist:

Custody Seals Present/Intact	Y N NA
Custody Signatures Present	Y N NA
Collector Signature Present	Y N NA
Bottles Intact	Y N NA
Correct Bottles	Y N NA
Sufficient Volume	Y N NA
Samples Received on Ice	Y N NA
VOA - Headspace Acceptable	Y N NA
USDA Regulated Soils	Y N NA
Samples in Holding Time	Y N NA
Residual Chlorine Present	Y N NA
Cl Strips:	
Sample pH Acceptable	Y N NA
pH Strips:	
Sulfide Present	Y N NA
Lead Acetate Strips:	

LAB USE ONLY:
Lab Sample # / Comments:

Customer Remarks / Special Conditions / Possible Hazards:

Type of Ice Used: Wet Blue Dry None

Packing Material Used: Bag

Radchem sample(s) screened (<500 cpm): Y N NA

SHORT HOLDS PRESENT (<72 hours): Y N N/A

Lab Tracking #: 2538682

Samples received via: FEDEX UPS Client Courier Pace Courier

Lab Sample Temperature Info:
Temp Blank Received: Y N NA
Therm ID#: 92-T061
Cooler 1 Temp Upon Receipt: 1.0 oC
Cooler 1 Therm Corr. Factor: 0.0 oC
Cooler 1 Corrected Temp: 1.0 oC
Comments:

Relinquished by/Company: (Signature)	Date/Time:	Received by/Company: (Signature)	Date/Time:
	9-8-20/1700	/ Apex	9-8-20/1700
/ Apex	9-9-20/1334		9-9-20 1334
	9-9-20 1417	PACE MTL	9-9-20 1417

MTJL LAB USE ONLY
Table #:
Acctnum:
Template:
Prelogin:
PM:
PB:

Trip Blank Received: Y N NA
HCL MeOH TSP Other

Non Conformance(s): YES / NO

Page: _____ of: _____

Pace Analytical Services, LLC
9800 Kincey Ave. Suite 100
Huntersville, NC 28078
(704)875-9092

September 14, 2020

Andrew Wreschnig
AECOM
6000 Fairview Road
Suite 200
Charlotte, NC 28210

RE: Project: Colonial Pipeline (9/4-9/8 SL)
Pace Project No.: 92494609

Dear Andrew Wreschnig:

Enclosed are the analytical results for sample(s) received by the laboratory on September 09, 2020. The results relate only to the samples included in this report. Results reported herein conform to the applicable TNI/NELAC Standards and the laboratory's Quality Manual, where applicable, unless otherwise noted in the body of the report.

The test results provided in this final report were generated by each of the following laboratories within the Pace Network:

- Pace National - Mt. Juliet
- Pace Analytical Services - Charlotte

If you have any questions concerning this report, please feel free to contact me.

Sincerely,

Nicole Gasiorowski

Nicole Gasiorowski
nicole.gasiorowski@pacelabs.com
(704)875-9092
Project Manager

Enclosures

cc: Jeff Morrison, Colonial Pipeline Company

This report shall not be reproduced, except in full,
without the written consent of Pace Analytical Services, LLC.

Pace Analytical Services, LLC
9800 Kincey Ave. Suite 100
Huntersville, NC 28078
(704)875-9092

CERTIFICATIONS

Project: Colonial Pipeline (9/4-9/8 SL)
Pace Project No.: 92494609

Pace Analytical Services National

12065 Lebanon Road, Mt. Juliet, TN 37122
Alabama Certification #: 40660
Alaska Certification 17-026
Arizona Certification #: AZ0612
Arkansas Certification #: 88-0469
California Certification #: 2932
Canada Certification #: 1461.01
Colorado Certification #: TN00003
Connecticut Certification #: PH-0197
DOD Certification: #1461.01
EPA# TN00003
Florida Certification #: E87487
Georgia DW Certification #: 923
Georgia Certification: NELAP
Idaho Certification #: TN00003
Illinois Certification #: 200008
Indiana Certification #: C-TN-01
Iowa Certification #: 364
Kansas Certification #: E-10277
Kentucky UST Certification #: 16
Kentucky Certification #: 90010
Louisiana Certification #: AI30792
Louisiana DW Certification #: LA180010
Maine Certification #: TN0002
Maryland Certification #: 324
Massachusetts Certification #: M-TN003
Michigan Certification #: 9958
Minnesota Certification #: 047-999-395
Mississippi Certification #: TN00003
Missouri Certification #: 340
Montana Certification #: CERT0086
Nebraska Certification #: NE-OS-15-05
Nevada Certification #: TN-03-2002-34
New Hampshire Certification #: 2975
New Jersey Certification #: TN002
New Mexico DW Certification
New York Certification #: 11742
North Carolina Aquatic Toxicity Certification #: 41
North Carolina Drinking Water Certification #: 21704
North Carolina Environmental Certificate #: 375
North Dakota Certification #: R-140
Ohio VAP Certification #: CL0069
Oklahoma Certification #: 9915
Oregon Certification #: TN200002
Pennsylvania Certification #: 68-02979
Rhode Island Certification #: LAO00356
South Carolina Certification #: 84004
South Dakota Certification
Tennessee DW/Chem/Micro Certification #: 2006
Texas Certification #: T 104704245-17-14
Texas Mold Certification #: LAB0152
USDA Soil Permit #: P330-15-00234
Utah Certification #: TN00003
Virginia Certification #: VT2006
Vermont Dept. of Health: ID# VT-2006
Virginia Certification #: 460132
Washington Certification #: C847
West Virginia Certification #: 233
Wisconsin Certification #: 9980939910
Wyoming UST Certification #: via A2LA 2926.01
A2LA-ISO 17025 Certification #: 1461.01
A2LA-ISO 17025 Certification #: 1461.02
AIHA-LAP/LLC EMLAP Certification #:100789

Pace Analytical Services Charlotte

9800 Kincey Ave. Ste 100, Huntersville, NC 28078
Louisiana/NELAP Certification # LA170028
North Carolina Drinking Water Certification #: 37706
North Carolina Field Services Certification #: 5342
North Carolina Wastewater Certification #: 12
South Carolina Certification #: 99006001
Florida/NELAP Certification #: E87627
Kentucky UST Certification #: 84
Virginia/VELAP Certification #: 460221

REPORT OF LABORATORY ANALYSIS

This report shall not be reproduced, except in full,
without the written consent of Pace Analytical Services, LLC.

Pace Analytical Services, LLC
9800 Kincey Ave. Suite 100
Huntersville, NC 28078
(704)875-9092

SAMPLE ANALYTE COUNT

Project: Colonial Pipeline (9/4-9/8 SL)
Pace Project No.: 92494609

Lab ID	Sample ID	Method	Analysts	Analytes Reported	Laboratory
92494609001	**BH-17 (1-2.5)**	MADEP VPH	BMB	6	PAN
		EPA 8260D	SAS	70	PASI-C
		ASTM D2974-87	KDF	1	PASI-C
		SM 2540G	MT	1	PAN
92494609002	**BH-20 (40-44)**	MADEP VPH	BMB	6	PAN
		EPA 8260D	SAS	70	PASI-C
		ASTM D2974-87	KDF	1	PASI-C
		SM 2540G	MT	1	PAN
92494609003	**BH-20 (7.5-10)**	MADEP VPH	BMB	6	PAN
		EPA 8260D	SAS	70	PASI-C
		ASTM D2974-87	KDF	1	PASI-C
		SM 2540G	MT	1	PAN
92494609004	**BH-17 (22.5-25)**	MADEP VPH	BMB	6	PAN
		EPA 8260D	SAS	70	PASI-C
		ASTM D2974-87	KDF	1	PASI-C
		SM 2540G	MT	1	PAN
92494609005	**BH-16 (20-22.5)**	MADEP VPH	BMB	6	PAN
		EPA 8260D	SAS	70	PASI-C
		ASTM D2974-87	KDF	1	PASI-C
		SM 2540G	MT	1	PAN
92494609006	**BH-16 (7.5-10)**	MADEP VPH	BMB	6	PAN
		EPA 8260D	SAS	70	PASI-C
		ASTM D2974-87	KDF	1	PASI-C
		SM 2540G	MT	1	PAN
92494609007	**BH-18 (5-7.5)**	MADEP VPH	BMB	6	PAN
		EPA 8260D	SAS	70	PASI-C
		ASTM D2974-87	KDF	1	PASI-C
		SM 2540G	MT	1	PAN
92494609008	**BH-18 (22.5-25)**	MADEP VPH	BMB	6	PAN
		EPA 8260D	SAS	70	PASI-C
		ASTM D2974-87	KDF	1	PASI-C
		SM 2540G	MT	1	PAN
92494609009	**BH-15 (7.5-10)**	MADEP VPH	BMB	6	PAN
		EPA 8260D	SAS	70	PASI-C
		ASTM D2974-87	KDF	1	PASI-C
		SM 2540G	MT	1	PAN
92494609010	**BH-15 (12.5-15)**	MADEP VPH	BMB	6	PAN

This report shall not be reproduced, except in full,
without the written consent of Pace Analytical Services, LLC.

Pace Analytical Services, LLC
9800 Kincey Ave. Suite 100
Huntersville, NC 28078
(704)875-9092

SAMPLE ANALYTE COUNT

Project: Colonial Pipeline (9/4-9/8 SL)
Pace Project No.: 92494609

Lab ID	Sample ID	Method	Analysts	Analytes Reported	Laboratory
		EPA 8260D	SAS	70	PASI-C
		ASTM D2974-87	KDF	1	PASI-C
		SM 2540G	MT	1	PAN
92494609011	**BH-14 (10-12.5)**	MADEP VPH	BMB	6	PAN
		EPA 8260D	SAS	70	PASI-C
		ASTM D2974-87	KDF	1	PASI-C
		SM 2540G	MT	1	PAN
92494609012	**BH-14 (2.5-5)**	MADEP VPH	BMB	6	PAN
		EPA 8260D	SAS	70	PASI-C
		ASTM D2974-87	KDF	1	PASI-C
		SM 2540G	MT	1	PAN
92494609013	**BH-10 (10-12.5)**	MADEP VPH	BMB	6	PAN
		EPA 8260D	SAS	70	PASI-C
		ASTM D2974-87	KDF	1	PASI-C
		SM 2540G	MT	1	PAN
92494609014	**BH-10 (22.5-25)**	MADEP VPH	ADM, BMB	6	PAN
		EPA 8260D	SAS	70	PASI-C
		ASTM D2974-87	KDF	1	PASI-C
		SM 2540G	MT	1	PAN
92494609015	**BH-11 (2.5-5)**	MADEP VPH	ADM	6	PAN
		EPA 8260D	SAS	70	PASI-C
		ASTM D2974-87	KDF	1	PASI-C
		SM 2540G	MT	1	PAN
92494609016	**BH-11 (22.5-25)**	MADEP VPH	ADM, BMB	6	PAN
		EPA 8260D	SAS	70	PASI-C
		ASTM D2974-87	KDF	1	PASI-C
		SM 2540G	MT	1	PAN
92494609017	**BH-13 (1-2.5)**	MADEP VPH	ADM, BMB	6	PAN
		EPA 8260D	SAS	70	PASI-C
		ASTM D2974-87	KDF	1	PASI-C
		SM 2540G	MT	1	PAN
92494609018	**BH-13 (5-7.5)**	MADEP VPH	BMB	6	PAN
		EPA 8260D	SAS	70	PASI-C
		ASTM D2974-87	KDF	1	PASI-C
		SM 2540G	MT	1	PAN
92494609023	**TB-20200909-1**	EPA 8260D	BSH	63	PASI-C
92494609024	**TB-20200909-2**	EPA 8260D	BSH	63	PASI-C

REPORT OF LABORATORY ANALYSIS

This report shall not be reproduced, except in full,
without the written consent of Pace Analytical Services, LLC.

Pace Analytical Services, LLC
9800 Kincey Ave. Suite 100
Huntersville, NC 28078
(704)875-9092

SAMPLE ANALYTE COUNT

Project: Colonial Pipeline (9/4-9/8 SL)
Pace Project No.: 92494609

Lab ID	Sample ID	Method	Analysts	Analytes Reported	Laboratory

PAN = Pace National - Mt. Juliet
PASI-C = Pace Analytical Services - Charlotte

This report shall not be reproduced, except in full,
without the written consent of Pace Analytical Services, LLC.

Pace Analytical Services, LLC
9800 Kincey Ave. Suite 100
Huntersville, NC 28078
(704)875-9092

ANALYTICAL RESULTS

Project: Colonial Pipeline (9/4-9/8 SL)
Pace Project No.: 92494609

Sample: BH-17 (1-2.5) **Lab ID: 92494609001** Collected: 09/08/20 09:45 Received: 09/09/20 13:57 Matrix: Solid

Results reported on a "dry weight" basis and are adjusted for percent moisture, sample size and any dilutions.

Parameters	Results	Units	Report Limit	DF	Prepared	Analyzed	CAS No.	Qual
MADEPV	Analytical Method: MADEP VPH Preparation Method: MADEPV Pace National - Mt. Juliet							
Aliphatic (C05-C08)	ND	mg/kg	9.09	1	09/08/20 09:45	09/10/20 21:25		
Aliphatic (C09-C12)	ND	mg/kg	9.09	1	09/08/20 09:45	09/10/20 21:25		
Aromatic (C09-C10),Unadjusted	ND	mg/kg	9.09	1	09/08/20 09:45	09/10/20 21:25	TPHC9C10A	
Total VPH	ND	mg/kg	9.09	1	09/08/20 09:45	09/10/20 21:25	VPH	
Surrogates								
2,5-Dibromotoluene (FID)	93.4	%	70.0-130	1	09/08/20 09:45	09/10/20 21:25	615-59-8FID	
2,5-Dibromotoluene (PID)	88.2	%	70.0-130	1	09/08/20 09:45	09/10/20 21:25	615-59-8PID	
8260D/5035A/5030B Volatiles	Analytical Method: EPA 8260D Preparation Method: EPA 5035A/5030B Pace Analytical Services - Charlotte							
Acetone	ND	ug/kg	230	1	09/10/20 09:01	09/10/20 10:04	67-64-1	
Benzene	ND	ug/kg	11.5	1	09/10/20 09:01	09/10/20 10:04	71-43-2	
Bromobenzene	ND	ug/kg	11.5	1	09/10/20 09:01	09/10/20 10:04	108-86-1	
Bromochloromethane	ND	ug/kg	11.5	1	09/10/20 09:01	09/10/20 10:04	74-97-5	
Bromodichloromethane	ND	ug/kg	11.5	1	09/10/20 09:01	09/10/20 10:04	75-27-4	
Bromoform	ND	ug/kg	11.5	1	09/10/20 09:01	09/10/20 10:04	75-25-2	
Bromomethane	ND	ug/kg	23.0	1	09/10/20 09:01	09/10/20 10:04	74-83-9	
2-Butanone (MEK)	ND	ug/kg	230	1	09/10/20 09:01	09/10/20 10:04	78-93-3	
n-Butylbenzene	ND	ug/kg	11.5	1	09/10/20 09:01	09/10/20 10:04	104-51-8	
sec-Butylbenzene	ND	ug/kg	11.5	1	09/10/20 09:01	09/10/20 10:04	135-98-8	
tert-Butylbenzene	ND	ug/kg	11.5	1	09/10/20 09:01	09/10/20 10:04	98-06-6	
Carbon tetrachloride	ND	ug/kg	11.5	1	09/10/20 09:01	09/10/20 10:04	56-23-5	
Chlorobenzene	ND	ug/kg	11.5	1	09/10/20 09:01	09/10/20 10:04	108-90-7	
Chloroethane	ND	ug/kg	23.0	1	09/10/20 09:01	09/10/20 10:04	75-00-3	
Chloroform	ND	ug/kg	11.5	1	09/10/20 09:01	09/10/20 10:04	67-66-3	
Chloromethane	ND	ug/kg	23.0	1	09/10/20 09:01	09/10/20 10:04	74-87-3	
2-Chlorotoluene	ND	ug/kg	11.5	1	09/10/20 09:01	09/10/20 10:04	95-49-8	
4-Chlorotoluene	ND	ug/kg	11.5	1	09/10/20 09:01	09/10/20 10:04	106-43-4	
1,2-Dibromo-3-chloropropane	ND	ug/kg	11.5	1	09/10/20 09:01	09/10/20 10:04	96-12-8	
Dibromochloromethane	ND	ug/kg	11.5	1	09/10/20 09:01	09/10/20 10:04	124-48-1	
1,2-Dibromoethane (EDB)	ND	ug/kg	11.5	1	09/10/20 09:01	09/10/20 10:04	106-93-4	
Dibromomethane	ND	ug/kg	11.5	1	09/10/20 09:01	09/10/20 10:04	74-95-3	
1,2-Dichlorobenzene	ND	ug/kg	11.5	1	09/10/20 09:01	09/10/20 10:04	95-50-1	
1,3-Dichlorobenzene	ND	ug/kg	11.5	1	09/10/20 09:01	09/10/20 10:04	541-73-1	
1,4-Dichlorobenzene	ND	ug/kg	11.5	1	09/10/20 09:01	09/10/20 10:04	106-46-7	
Dichlorodifluoromethane	ND	ug/kg	23.0	1	09/10/20 09:01	09/10/20 10:04	75-71-8	v1
1,1-Dichloroethane	ND	ug/kg	11.5	1	09/10/20 09:01	09/10/20 10:04	75-34-3	
1,2-Dichloroethane	ND	ug/kg	11.5	1	09/10/20 09:01	09/10/20 10:04	107-06-2	
1,1-Dichloroethene	ND	ug/kg	11.5	1	09/10/20 09:01	09/10/20 10:04	75-35-4	
cis-1,2-Dichloroethene	ND	ug/kg	11.5	1	09/10/20 09:01	09/10/20 10:04	156-59-2	
trans-1,2-Dichloroethene	ND	ug/kg	11.5	1	09/10/20 09:01	09/10/20 10:04	156-60-5	
1,2-Dichloropropane	ND	ug/kg	11.5	1	09/10/20 09:01	09/10/20 10:04	78-87-5	
1,3-Dichloropropane	ND	ug/kg	11.5	1	09/10/20 09:01	09/10/20 10:04	142-28-9	
2,2-Dichloropropane	ND	ug/kg	11.5	1	09/10/20 09:01	09/10/20 10:04	594-20-7	
1,1-Dichloropropene	ND	ug/kg	11.5	1	09/10/20 09:01	09/10/20 10:04	563-58-6	

REPORT OF LABORATORY ANALYSIS

This report shall not be reproduced, except in full,
without the written consent of Pace Analytical Services, LLC.

Pace Analytical Services, LLC
9800 Kincey Ave. Suite 100
Huntersville, NC 28078
(704)875-9092

ANALYTICAL RESULTS

Project: Colonial Pipeline (9/4-9/8 SL)
Pace Project No.: 92494609

Sample: BH-17 (1-2.5) **Lab ID: 92494609001** Collected: 09/08/20 09:45 Received: 09/09/20 13:57 Matrix: Solid

Results reported on a "dry weight" basis and are adjusted for percent moisture, sample size and any dilutions.

Parameters	Results	Units	Report Limit	DF	Prepared	Analyzed	CAS No.	Qual
8260D/5035A/5030B Volatiles	Analytical Method: EPA 8260D Preparation Method: EPA 5035A/5030B Pace Analytical Services - Charlotte							
cis-1,3-Dichloropropene	ND	ug/kg	11.5	1	09/10/20 09:01	09/10/20 10:04	10061-01-5	
trans-1,3-Dichloropropene	ND	ug/kg	11.5	1	09/10/20 09:01	09/10/20 10:04	10061-02-6	
Diisopropyl ether	ND	ug/kg	11.5	1	09/10/20 09:01	09/10/20 10:04	108-20-3	
Ethylbenzene	ND	ug/kg	11.5	1	09/10/20 09:01	09/10/20 10:04	100-41-4	
Hexachloro-1,3-butadiene	ND	ug/kg	11.5	1	09/10/20 09:01	09/10/20 10:04	87-68-3	
2-Hexanone	ND	ug/kg	115	1	09/10/20 09:01	09/10/20 10:04	591-78-6	
Isopropylbenzene (Cumene)	ND	ug/kg	11.5	1	09/10/20 09:01	09/10/20 10:04	98-82-8	
p-Isopropyltoluene	ND	ug/kg	11.5	1	09/10/20 09:01	09/10/20 10:04	99-87-6	
Methylene Chloride	ND	ug/kg	46.0	1	09/10/20 09:01	09/10/20 10:04	75-09-2	
4-Methyl-2-pentanone (MIBK)	ND	ug/kg	115	1	09/10/20 09:01	09/10/20 10:04	108-10-1	
Methyl-tert-butyl ether	ND	ug/kg	11.5	1	09/10/20 09:01	09/10/20 10:04	1634-04-4	
Naphthalene	ND	ug/kg	11.5	1	09/10/20 09:01	09/10/20 10:04	91-20-3	
n-Propylbenzene	ND	ug/kg	11.5	1	09/10/20 09:01	09/10/20 10:04	103-65-1	
Styrene	ND	ug/kg	11.5	1	09/10/20 09:01	09/10/20 10:04	100-42-5	
1,1,1,2-Tetrachloroethane	ND	ug/kg	11.5	1	09/10/20 09:01	09/10/20 10:04	630-20-6	
1,1,2,2-Tetrachloroethane	ND	ug/kg	11.5	1	09/10/20 09:01	09/10/20 10:04	79-34-5	
Tetrachloroethene	ND	ug/kg	11.5	1	09/10/20 09:01	09/10/20 10:04	127-18-4	
Toluene	ND	ug/kg	11.5	1	09/10/20 09:01	09/10/20 10:04	108-88-3	
1,2,3-Trichlorobenzene	ND	ug/kg	11.5	1	09/10/20 09:01	09/10/20 10:04	87-61-6	
1,2,4-Trichlorobenzene	ND	ug/kg	11.5	1	09/10/20 09:01	09/10/20 10:04	120-82-1	
1,1,1-Trichloroethane	ND	ug/kg	11.5	1	09/10/20 09:01	09/10/20 10:04	71-55-6	
1,1,2-Trichloroethane	ND	ug/kg	11.5	1	09/10/20 09:01	09/10/20 10:04	79-00-5	
Trichloroethene	ND	ug/kg	11.5	1	09/10/20 09:01	09/10/20 10:04	79-01-6	
Trichlorofluoromethane	ND	ug/kg	11.5	1	09/10/20 09:01	09/10/20 10:04	75-69-4	
1,2,3-Trichloropropane	ND	ug/kg	11.5	1	09/10/20 09:01	09/10/20 10:04	96-18-4	
1,2,4-Trimethylbenzene	ND	ug/kg	11.5	1	09/10/20 09:01	09/10/20 10:04	95-63-6	
1,3,5-Trimethylbenzene	ND	ug/kg	11.5	1	09/10/20 09:01	09/10/20 10:04	108-67-8	
Vinyl acetate	ND	ug/kg	115	1	09/10/20 09:01	09/10/20 10:04	108-05-4	
Vinyl chloride	ND	ug/kg	23.0	1	09/10/20 09:01	09/10/20 10:04	75-01-4	
Xylene (Total)	ND	ug/kg	23.0	1	09/10/20 09:01	09/10/20 10:04	1330-20-7	
m&p-Xylene	ND	ug/kg	23.0	1	09/10/20 09:01	09/10/20 10:04	179601-23-1	
o-Xylene	ND	ug/kg	11.5	1	09/10/20 09:01	09/10/20 10:04	95-47-6	
Surrogates								
Toluene-d8 (S)	101	%	70-130	1	09/10/20 09:01	09/10/20 10:04	2037-26-5	
4-Bromofluorobenzene (S)	104	%	70-130	1	09/10/20 09:01	09/10/20 10:04	460-00-4	
1,2-Dichloroethane-d4 (S)	100	%	70-132	1	09/10/20 09:01	09/10/20 10:04	17060-07-0	
Percent Moisture	Analytical Method: ASTM D2974-87 Pace Analytical Services - Charlotte							
Percent Moisture	**27.6**	%	0.10	1		09/09/20 16:49		
Total Solids 2540 G-2011	Analytical Method: SM 2540G Preparation Method: SM 2540 G Pace National - Mt. Juliet							
Total Solids	**72.2**	%		1	09/10/20 13:47	09/10/20 13:57		

REPORT OF LABORATORY ANALYSIS

This report shall not be reproduced, except in full,
without the written consent of Pace Analytical Services, LLC.

Pace Analytical Services, LLC
9800 Kincey Ave. Suite 100
Huntersville, NC 28078
(704)875-9092

ANALYTICAL RESULTS

Project: Colonial Pipeline (9/4-9/8 SL)
Pace Project No.: 92494609

Sample: BH-20 (40-44) **Lab ID: 92494609002** Collected: 09/08/20 18:50 Received: 09/09/20 13:57 Matrix: Solid

Results reported on a "dry weight" basis and are adjusted for percent moisture, sample size and any dilutions.

Parameters	Results	Units	Report Limit	DF	Prepared	Analyzed	CAS No.	Qual
MADEPV	Analytical Method: MADEP VPH Preparation Method: MADEPV Pace National - Mt. Juliet							
Aliphatic (C05-C08)	ND	mg/kg	7.13	1.02	09/08/20 18:50	09/10/20 21:58		
Aliphatic (C09-C12)	ND	mg/kg	7.13	1.02	09/08/20 18:50	09/10/20 21:58		
Aromatic (C09-C10),Unadjusted	ND	mg/kg	7.13	1.02	09/08/20 18:50	09/10/20 21:58	TPHC9C10A	
Total VPH	ND	mg/kg	7.13	1.02	09/08/20 18:50	09/10/20 21:58	VPH	
Surrogates								
2,5-Dibromotoluene (FID)	94.8	%	70.0-130	1.02	09/08/20 18:50	09/10/20 21:58	615-59-8FID	
2,5-Dibromotoluene (PID)	90.5	%	70.0-130	1.02	09/08/20 18:50	09/10/20 21:58	615-59-8PID	
8260D/5035A/5030B Volatiles	Analytical Method: EPA 8260D Preparation Method: EPA 5035A/5030B Pace Analytical Services - Charlotte							
Acetone	ND	ug/kg	128	1	09/10/20 09:01	09/10/20 10:39	67-64-1	
Benzene	ND	ug/kg	6.4	1	09/10/20 09:01	09/10/20 10:39	71-43-2	
Bromobenzene	ND	ug/kg	6.4	1	09/10/20 09:01	09/10/20 10:39	108-86-1	
Bromochloromethane	ND	ug/kg	6.4	1	09/10/20 09:01	09/10/20 10:39	74-97-5	
Bromodichloromethane	ND	ug/kg	6.4	1	09/10/20 09:01	09/10/20 10:39	75-27-4	
Bromoform	ND	ug/kg	6.4	1	09/10/20 09:01	09/10/20 10:39	75-25-2	
Bromomethane	ND	ug/kg	12.8	1	09/10/20 09:01	09/10/20 10:39	74-83-9	
2-Butanone (MEK)	ND	ug/kg	128	1	09/10/20 09:01	09/10/20 10:39	78-93-3	
n-Butylbenzene	ND	ug/kg	6.4	1	09/10/20 09:01	09/10/20 10:39	104-51-8	
sec-Butylbenzene	ND	ug/kg	6.4	1	09/10/20 09:01	09/10/20 10:39	135-98-8	
tert-Butylbenzene	ND	ug/kg	6.4	1	09/10/20 09:01	09/10/20 10:39	98-06-6	
Carbon tetrachloride	ND	ug/kg	6.4	1	09/10/20 09:01	09/10/20 10:39	56-23-5	
Chlorobenzene	ND	ug/kg	6.4	1	09/10/20 09:01	09/10/20 10:39	108-90-7	
Chloroethane	ND	ug/kg	12.8	1	09/10/20 09:01	09/10/20 10:39	75-00-3	
Chloroform	ND	ug/kg	6.4	1	09/10/20 09:01	09/10/20 10:39	67-66-3	
Chloromethane	ND	ug/kg	12.8	1	09/10/20 09:01	09/10/20 10:39	74-87-3	
2-Chlorotoluene	ND	ug/kg	6.4	1	09/10/20 09:01	09/10/20 10:39	95-49-8	
4-Chlorotoluene	ND	ug/kg	6.4	1	09/10/20 09:01	09/10/20 10:39	106-43-4	
1,2-Dibromo-3-chloropropane	ND	ug/kg	6.4	1	09/10/20 09:01	09/10/20 10:39	96-12-8	
Dibromochloromethane	ND	ug/kg	6.4	1	09/10/20 09:01	09/10/20 10:39	124-48-1	
1,2-Dibromoethane (EDB)	ND	ug/kg	6.4	1	09/10/20 09:01	09/10/20 10:39	106-93-4	
Dibromomethane	ND	ug/kg	6.4	1	09/10/20 09:01	09/10/20 10:39	74-95-3	
1,2-Dichlorobenzene	ND	ug/kg	6.4	1	09/10/20 09:01	09/10/20 10:39	95-50-1	
1,3-Dichlorobenzene	ND	ug/kg	6.4	1	09/10/20 09:01	09/10/20 10:39	541-73-1	
1,4-Dichlorobenzene	ND	ug/kg	6.4	1	09/10/20 09:01	09/10/20 10:39	106-46-7	
Dichlorodifluoromethane	ND	ug/kg	12.8	1	09/10/20 09:01	09/10/20 10:39	75-71-8	M1,v1
1,1-Dichloroethane	ND	ug/kg	6.4	1	09/10/20 09:01	09/10/20 10:39	75-34-3	
1,2-Dichloroethane	ND	ug/kg	6.4	1	09/10/20 09:01	09/10/20 10:39	107-06-2	
1,1-Dichloroethene	ND	ug/kg	6.4	1	09/10/20 09:01	09/10/20 10:39	75-35-4	
cis-1,2-Dichloroethene	ND	ug/kg	6.4	1	09/10/20 09:01	09/10/20 10:39	156-59-2	
trans-1,2-Dichloroethene	ND	ug/kg	6.4	1	09/10/20 09:01	09/10/20 10:39	156-60-5	
1,2-Dichloropropane	ND	ug/kg	6.4	1	09/10/20 09:01	09/10/20 10:39	78-87-5	
1,3-Dichloropropane	ND	ug/kg	6.4	1	09/10/20 09:01	09/10/20 10:39	142-28-9	
2,2-Dichloropropane	ND	ug/kg	6.4	1	09/10/20 09:01	09/10/20 10:39	594-20-7	
1,1-Dichloropropene	ND	ug/kg	6.4	1	09/10/20 09:01	09/10/20 10:39	563-58-6	

REPORT OF LABORATORY ANALYSIS

This report shall not be reproduced, except in full,
without the written consent of Pace Analytical Services, LLC.

Pace Analytical Services, LLC
9800 Kincey Ave. Suite 100
Huntersville, NC 28078
(704)875-9092

ANALYTICAL RESULTS

Project: Colonial Pipeline (9/4-9/8 SL)
Pace Project No.: 92494609

Sample: BH-20 (40-44) **Lab ID: 92494609002** Collected: 09/08/20 18:50 Received: 09/09/20 13:57 Matrix: Solid

Results reported on a "dry weight" basis and are adjusted for percent moisture, sample size and any dilutions.

Parameters	Results	Units	Report Limit	DF	Prepared	Analyzed	CAS No.	Qual
8260D/5035A/5030B Volatiles	Analytical Method: EPA 8260D Preparation Method: EPA 5035A/5030B Pace Analytical Services - Charlotte							
cis-1,3-Dichloropropene	ND	ug/kg	6.4	1	09/10/20 09:01	09/10/20 10:39	10061-01-5	
trans-1,3-Dichloropropene	ND	ug/kg	6.4	1	09/10/20 09:01	09/10/20 10:39	10061-02-6	
Diisopropyl ether	ND	ug/kg	6.4	1	09/10/20 09:01	09/10/20 10:39	108-20-3	
Ethylbenzene	ND	ug/kg	6.4	1	09/10/20 09:01	09/10/20 10:39	100-41-4	
Hexachloro-1,3-butadiene	ND	ug/kg	6.4	1	09/10/20 09:01	09/10/20 10:39	87-68-3	
2-Hexanone	ND	ug/kg	64.2	1	09/10/20 09:01	09/10/20 10:39	591-78-6	
Isopropylbenzene (Cumene)	ND	ug/kg	6.4	1	09/10/20 09:01	09/10/20 10:39	98-82-8	
p-Isopropyltoluene	ND	ug/kg	6.4	1	09/10/20 09:01	09/10/20 10:39	99-87-6	
Methylene Chloride	ND	ug/kg	25.7	1	09/10/20 09:01	09/10/20 10:39	75-09-2	
4-Methyl-2-pentanone (MIBK)	ND	ug/kg	64.2	1	09/10/20 09:01	09/10/20 10:39	108-10-1	
Methyl-tert-butyl ether	ND	ug/kg	6.4	1	09/10/20 09:01	09/10/20 10:39	1634-04-4	
Naphthalene	ND	ug/kg	6.4	1	09/10/20 09:01	09/10/20 10:39	91-20-3	
n-Propylbenzene	ND	ug/kg	6.4	1	09/10/20 09:01	09/10/20 10:39	103-65-1	
Styrene	ND	ug/kg	6.4	1	09/10/20 09:01	09/10/20 10:39	100-42-5	
1,1,1,2-Tetrachloroethane	ND	ug/kg	6.4	1	09/10/20 09:01	09/10/20 10:39	630-20-6	
1,1,2,2-Tetrachloroethane	ND	ug/kg	6.4	1	09/10/20 09:01	09/10/20 10:39	79-34-5	
Tetrachloroethene	ND	ug/kg	6.4	1	09/10/20 09:01	09/10/20 10:39	127-18-4	
Toluene	ND	ug/kg	6.4	1	09/10/20 09:01	09/10/20 10:39	108-88-3	
1,2,3-Trichlorobenzene	ND	ug/kg	6.4	1	09/10/20 09:01	09/10/20 10:39	87-61-6	
1,2,4-Trichlorobenzene	ND	ug/kg	6.4	1	09/10/20 09:01	09/10/20 10:39	120-82-1	
1,1,1-Trichloroethane	ND	ug/kg	6.4	1	09/10/20 09:01	09/10/20 10:39	71-55-6	
1,1,2-Trichloroethane	ND	ug/kg	6.4	1	09/10/20 09:01	09/10/20 10:39	79-00-5	
Trichloroethene	ND	ug/kg	6.4	1	09/10/20 09:01	09/10/20 10:39	79-01-6	
Trichlorofluoromethane	ND	ug/kg	6.4	1	09/10/20 09:01	09/10/20 10:39	75-69-4	
1,2,3-Trichloropropane	ND	ug/kg	6.4	1	09/10/20 09:01	09/10/20 10:39	96-18-4	
1,2,4-Trimethylbenzene	ND	ug/kg	6.4	1	09/10/20 09:01	09/10/20 10:39	95-63-6	
1,3,5-Trimethylbenzene	ND	ug/kg	6.4	1	09/10/20 09:01	09/10/20 10:39	108-67-8	
Vinyl acetate	ND	ug/kg	64.2	1	09/10/20 09:01	09/10/20 10:39	108-05-4	
Vinyl chloride	ND	ug/kg	12.8	1	09/10/20 09:01	09/10/20 10:39	75-01-4	
Xylene (Total)	ND	ug/kg	12.8	1	09/10/20 09:01	09/10/20 10:39	1330-20-7	
m&p-Xylene	ND	ug/kg	12.8	1	09/10/20 09:01	09/10/20 10:39	179601-23-1	
o-Xylene	ND	ug/kg	6.4	1	09/10/20 09:01	09/10/20 10:39	95-47-6	
Surrogates								
Toluene-d8 (S)	103	%	70-130	1	09/10/20 09:01	09/10/20 10:39	2037-26-5	
4-Bromofluorobenzene (S)	106	%	70-130	1	09/10/20 09:01	09/10/20 10:39	460-00-4	
1,2-Dichloroethane-d4 (S)	101	%	70-132	1	09/10/20 09:01	09/10/20 10:39	17060-07-0	
Percent Moisture	Analytical Method: ASTM D2974-87 Pace Analytical Services - Charlotte							
Percent Moisture	**16.2**	%	0.10	1		09/09/20 16:49		
Total Solids 2540 G-2011	Analytical Method: SM 2540G Preparation Method: SM 2540 G Pace National - Mt. Juliet							
Total Solids	**83.2**	%		1	09/10/20 13:47	09/10/20 13:57		

REPORT OF LABORATORY ANALYSIS

This report shall not be reproduced, except in full,
without the written consent of Pace Analytical Services, LLC.

Pace Analytical Services, LLC
9800 Kincey Ave. Suite 100
Huntersville, NC 28078
(704)875-9092

ANALYTICAL RESULTS

Project: Colonial Pipeline (9/4-9/8 SL)
Pace Project No.: 92494609

Sample: BH-20 (7.5-10) **Lab ID: 92494609003** Collected: 09/08/20 18:45 Received: 09/09/20 13:57 Matrix: Solid

Results reported on a "dry weight" basis and are adjusted for percent moisture, sample size and any dilutions.

Parameters	Results	Units	Report Limit	DF	Prepared	Analyzed	CAS No.	Qual
MADEPV	Analytical Method: MADEP VPH Preparation Method: MADEPV Pace National - Mt. Juliet							
Aliphatic (C05-C08)	ND	mg/kg	7.45	1.06	09/08/20 18:45	09/10/20 22:32		
Aliphatic (C09-C12)	ND	mg/kg	7.45	1.06	09/08/20 18:45	09/10/20 22:32		
Aromatic (C09-C10),Unadjusted	ND	mg/kg	7.45	1.06	09/08/20 18:45	09/10/20 22:32	TPHC9C10A	
Total VPH	ND	mg/kg	7.45	1.06	09/08/20 18:45	09/10/20 22:32	VPH	
Surrogates								
2,5-Dibromotoluene (FID)	94.0	%	70.0-130	1.06	09/08/20 18:45	09/10/20 22:32	615-59-8FID	
2,5-Dibromotoluene (PID)	91.6	%	70.0-130	1.06	09/08/20 18:45	09/10/20 22:32	615-59-8PID	
8260D/5035A/5030B Volatiles	Analytical Method: EPA 8260D Preparation Method: EPA 5035A/5030B Pace Analytical Services - Charlotte							
Acetone	ND	ug/kg	162	1	09/10/20 09:01	09/10/20 10:56	67-64-1	
Benzene	ND	ug/kg	8.1	1	09/10/20 09:01	09/10/20 10:56	71-43-2	
Bromobenzene	ND	ug/kg	8.1	1	09/10/20 09:01	09/10/20 10:56	108-86-1	
Bromochloromethane	ND	ug/kg	8.1	1	09/10/20 09:01	09/10/20 10:56	74-97-5	
Bromodichloromethane	ND	ug/kg	8.1	1	09/10/20 09:01	09/10/20 10:56	75-27-4	
Bromoform	ND	ug/kg	8.1	1	09/10/20 09:01	09/10/20 10:56	75-25-2	
Bromomethane	ND	ug/kg	16.2	1	09/10/20 09:01	09/10/20 10:56	74-83-9	
2-Butanone (MEK)	ND	ug/kg	162	1	09/10/20 09:01	09/10/20 10:56	78-93-3	
n-Butylbenzene	ND	ug/kg	8.1	1	09/10/20 09:01	09/10/20 10:56	104-51-8	
sec-Butylbenzene	ND	ug/kg	8.1	1	09/10/20 09:01	09/10/20 10:56	135-98-8	
tert-Butylbenzene	ND	ug/kg	8.1	1	09/10/20 09:01	09/10/20 10:56	98-06-6	
Carbon tetrachloride	ND	ug/kg	8.1	1	09/10/20 09:01	09/10/20 10:56	56-23-5	
Chlorobenzene	ND	ug/kg	8.1	1	09/10/20 09:01	09/10/20 10:56	108-90-7	
Chloroethane	ND	ug/kg	16.2	1	09/10/20 09:01	09/10/20 10:56	75-00-3	
Chloroform	ND	ug/kg	8.1	1	09/10/20 09:01	09/10/20 10:56	67-66-3	
Chloromethane	ND	ug/kg	16.2	1	09/10/20 09:01	09/10/20 10:56	74-87-3	
2-Chlorotoluene	ND	ug/kg	8.1	1	09/10/20 09:01	09/10/20 10:56	95-49-8	
4-Chlorotoluene	ND	ug/kg	8.1	1	09/10/20 09:01	09/10/20 10:56	106-43-4	
1,2-Dibromo-3-chloropropane	ND	ug/kg	8.1	1	09/10/20 09:01	09/10/20 10:56	96-12-8	
Dibromochloromethane	ND	ug/kg	8.1	1	09/10/20 09:01	09/10/20 10:56	124-48-1	
1,2-Dibromoethane (EDB)	ND	ug/kg	8.1	1	09/10/20 09:01	09/10/20 10:56	106-93-4	
Dibromomethane	ND	ug/kg	8.1	1	09/10/20 09:01	09/10/20 10:56	74-95-3	
1,2-Dichlorobenzene	ND	ug/kg	8.1	1	09/10/20 09:01	09/10/20 10:56	95-50-1	
1,3-Dichlorobenzene	ND	ug/kg	8.1	1	09/10/20 09:01	09/10/20 10:56	541-73-1	
1,4-Dichlorobenzene	ND	ug/kg	8.1	1	09/10/20 09:01	09/10/20 10:56	106-46-7	
Dichlorodifluoromethane	ND	ug/kg	16.2	1	09/10/20 09:01	09/10/20 10:56	75-71-8	v1
1,1-Dichloroethane	ND	ug/kg	8.1	1	09/10/20 09:01	09/10/20 10:56	75-34-3	
1,2-Dichloroethane	ND	ug/kg	8.1	1	09/10/20 09:01	09/10/20 10:56	107-06-2	
1,1-Dichloroethene	ND	ug/kg	8.1	1	09/10/20 09:01	09/10/20 10:56	75-35-4	
cis-1,2-Dichloroethene	ND	ug/kg	8.1	1	09/10/20 09:01	09/10/20 10:56	156-59-2	
trans-1,2-Dichloroethene	ND	ug/kg	8.1	1	09/10/20 09:01	09/10/20 10:56	156-60-5	
1,2-Dichloropropane	ND	ug/kg	8.1	1	09/10/20 09:01	09/10/20 10:56	78-87-5	
1,3-Dichloropropane	ND	ug/kg	8.1	1	09/10/20 09:01	09/10/20 10:56	142-28-9	
2,2-Dichloropropane	ND	ug/kg	8.1	1	09/10/20 09:01	09/10/20 10:56	594-20-7	
1,1-Dichloropropene	ND	ug/kg	8.1	1	09/10/20 09:01	09/10/20 10:56	563-58-6	

REPORT OF LABORATORY ANALYSIS

This report shall not be reproduced, except in full,
without the written consent of Pace Analytical Services, LLC.

Pace Analytical Services, LLC
9800 Kincey Ave. Suite 100
Huntersville, NC 28078
(704)875-9092

ANALYTICAL RESULTS

Project: Colonial Pipeline (9/4-9/8 SL)
Pace Project No.: 92494609

Sample: BH-20 (7.5-10) **Lab ID: 92494609003** Collected: 09/08/20 18:45 Received: 09/09/20 13:57 Matrix: Solid

Results reported on a "dry weight" basis and are adjusted for percent moisture, sample size and any dilutions.

Parameters	Results	Units	Report Limit	DF	Prepared	Analyzed	CAS No.	Qual
8260D/5035A/5030B Volatiles	Analytical Method: EPA 8260D Preparation Method: EPA 5035A/5030B Pace Analytical Services - Charlotte							
cis-1,3-Dichloropropene	ND	ug/kg	8.1	1	09/10/20 09:01	09/10/20 10:56	10061-01-5	
trans-1,3-Dichloropropene	ND	ug/kg	8.1	1	09/10/20 09:01	09/10/20 10:56	10061-02-6	
Diisopropyl ether	ND	ug/kg	8.1	1	09/10/20 09:01	09/10/20 10:56	108-20-3	
Ethylbenzene	ND	ug/kg	8.1	1	09/10/20 09:01	09/10/20 10:56	100-41-4	
Hexachloro-1,3-butadiene	ND	ug/kg	8.1	1	09/10/20 09:01	09/10/20 10:56	87-68-3	
2-Hexanone	ND	ug/kg	80.9	1	09/10/20 09:01	09/10/20 10:56	591-78-6	
Isopropylbenzene (Cumene)	ND	ug/kg	8.1	1	09/10/20 09:01	09/10/20 10:56	98-82-8	
p-Isopropyltoluene	ND	ug/kg	8.1	1	09/10/20 09:01	09/10/20 10:56	99-87-6	
Methylene Chloride	ND	ug/kg	32.4	1	09/10/20 09:01	09/10/20 10:56	75-09-2	
4-Methyl-2-pentanone (MIBK)	ND	ug/kg	80.9	1	09/10/20 09:01	09/10/20 10:56	108-10-1	
Methyl-tert-butyl ether	ND	ug/kg	8.1	1	09/10/20 09:01	09/10/20 10:56	1634-04-4	
Naphthalene	ND	ug/kg	8.1	1	09/10/20 09:01	09/10/20 10:56	91-20-3	
n-Propylbenzene	ND	ug/kg	8.1	1	09/10/20 09:01	09/10/20 10:56	103-65-1	
Styrene	ND	ug/kg	8.1	1	09/10/20 09:01	09/10/20 10:56	100-42-5	
1,1,1,2-Tetrachloroethane	ND	ug/kg	8.1	1	09/10/20 09:01	09/10/20 10:56	630-20-6	
1,1,2,2-Tetrachloroethane	ND	ug/kg	8.1	1	09/10/20 09:01	09/10/20 10:56	79-34-5	
Tetrachloroethene	ND	ug/kg	8.1	1	09/10/20 09:01	09/10/20 10:56	127-18-4	
Toluene	ND	ug/kg	8.1	1	09/10/20 09:01	09/10/20 10:56	108-88-3	
1,2,3-Trichlorobenzene	ND	ug/kg	8.1	1	09/10/20 09:01	09/10/20 10:56	87-61-6	
1,2,4-Trichlorobenzene	ND	ug/kg	8.1	1	09/10/20 09:01	09/10/20 10:56	120-82-1	
1,1,1-Trichloroethane	ND	ug/kg	8.1	1	09/10/20 09:01	09/10/20 10:56	71-55-6	
1,1,2-Trichloroethane	ND	ug/kg	8.1	1	09/10/20 09:01	09/10/20 10:56	79-00-5	
Trichloroethene	ND	ug/kg	8.1	1	09/10/20 09:01	09/10/20 10:56	79-01-6	
Trichlorofluoromethane	ND	ug/kg	8.1	1	09/10/20 09:01	09/10/20 10:56	75-69-4	
1,2,3-Trichloropropane	ND	ug/kg	8.1	1	09/10/20 09:01	09/10/20 10:56	96-18-4	
1,2,4-Trimethylbenzene	ND	ug/kg	8.1	1	09/10/20 09:01	09/10/20 10:56	95-63-6	
1,3,5-Trimethylbenzene	ND	ug/kg	8.1	1	09/10/20 09:01	09/10/20 10:56	108-67-8	
Vinyl acetate	ND	ug/kg	80.9	1	09/10/20 09:01	09/10/20 10:56	108-05-4	
Vinyl chloride	ND	ug/kg	16.2	1	09/10/20 09:01	09/10/20 10:56	75-01-4	
Xylene (Total)	ND	ug/kg	16.2	1	09/10/20 09:01	09/10/20 10:56	1330-20-7	
m&p-Xylene	ND	ug/kg	16.2	1	09/10/20 09:01	09/10/20 10:56	179601-23-1	
o-Xylene	ND	ug/kg	8.1	1	09/10/20 09:01	09/10/20 10:56	95-47-6	
Surrogates								
Toluene-d8 (S)	101	%	70-130	1	09/10/20 09:01	09/10/20 10:56	2037-26-5	
4-Bromofluorobenzene (S)	103	%	70-130	1	09/10/20 09:01	09/10/20 10:56	460-00-4	
1,2-Dichloroethane-d4 (S)	100	%	70-132	1	09/10/20 09:01	09/10/20 10:56	17060-07-0	
Percent Moisture	Analytical Method: ASTM D2974-87 Pace Analytical Services - Charlotte							
Percent Moisture	**17.6**	%	0.10	1		09/09/20 16:49		
Total Solids 2540 G-2011	Analytical Method: SM 2540G Preparation Method: SM 2540 G Pace National - Mt. Juliet							
Total Solids	**82.7**	%		1	09/10/20 13:47	09/10/20 13:57		

REPORT OF LABORATORY ANALYSIS

This report shall not be reproduced, except in full,
without the written consent of Pace Analytical Services, LLC.

Pace Analytical Services, LLC
9800 Kincey Ave. Suite 100
Huntersville, NC 28078
(704)875-9092

ANALYTICAL RESULTS

Project: Colonial Pipeline (9/4-9/8 SL)
Pace Project No.: 92494609

Sample: BH-17 (22.5-25) **Lab ID: 92494609004** Collected: 09/08/20 09:40 Received: 09/09/20 13:57 Matrix: Solid

Results reported on a "dry weight" basis and are adjusted for percent moisture, sample size and any dilutions.

Parameters	Results	Units	Report Limit	DF	Prepared	Analyzed	CAS No.	Qual
MADEPV	Analytical Method: MADEP VPH Preparation Method: MADEPV Pace National - Mt. Juliet							
Aliphatic (C05-C08)	ND	mg/kg	7.84	1	09/08/20 09:40	09/10/20 23:05		
Aliphatic (C09-C12)	ND	mg/kg	7.84	1	09/08/20 09:40	09/10/20 23:05		
Aromatic (C09-C10),Unadjusted	ND	mg/kg	7.84	1	09/08/20 09:40	09/10/20 23:05	TPHC9C10A	
Total VPH	ND	mg/kg	7.84	1	09/08/20 09:40	09/10/20 23:05	VPH	
Surrogates								
2,5-Dibromotoluene (FID)	95.7	%	70.0-130	1	09/08/20 09:40	09/10/20 23:05	615-59-8FID	
2,5-Dibromotoluene (PID)	92.4	%	70.0-130	1	09/08/20 09:40	09/10/20 23:05	615-59-8PID	
8260D/5035A/5030B Volatiles	Analytical Method: EPA 8260D Preparation Method: EPA 5035A/5030B Pace Analytical Services - Charlotte							
Acetone	ND	ug/kg	141	1	09/10/20 09:01	09/10/20 11:14	67-64-1	
Benzene	ND	ug/kg	7.1	1	09/10/20 09:01	09/10/20 11:14	71-43-2	
Bromobenzene	ND	ug/kg	7.1	1	09/10/20 09:01	09/10/20 11:14	108-86-1	
Bromochloromethane	ND	ug/kg	7.1	1	09/10/20 09:01	09/10/20 11:14	74-97-5	
Bromodichloromethane	ND	ug/kg	7.1	1	09/10/20 09:01	09/10/20 11:14	75-27-4	
Bromoform	ND	ug/kg	7.1	1	09/10/20 09:01	09/10/20 11:14	75-25-2	
Bromomethane	ND	ug/kg	14.1	1	09/10/20 09:01	09/10/20 11:14	74-83-9	
2-Butanone (MEK)	ND	ug/kg	141	1	09/10/20 09:01	09/10/20 11:14	78-93-3	
n-Butylbenzene	ND	ug/kg	7.1	1	09/10/20 09:01	09/10/20 11:14	104-51-8	
sec-Butylbenzene	ND	ug/kg	7.1	1	09/10/20 09:01	09/10/20 11:14	135-98-8	
tert-Butylbenzene	ND	ug/kg	7.1	1	09/10/20 09:01	09/10/20 11:14	98-06-6	
Carbon tetrachloride	ND	ug/kg	7.1	1	09/10/20 09:01	09/10/20 11:14	56-23-5	
Chlorobenzene	ND	ug/kg	7.1	1	09/10/20 09:01	09/10/20 11:14	108-90-7	
Chloroethane	ND	ug/kg	14.1	1	09/10/20 09:01	09/10/20 11:14	75-00-3	
Chloroform	ND	ug/kg	7.1	1	09/10/20 09:01	09/10/20 11:14	67-66-3	
Chloromethane	ND	ug/kg	14.1	1	09/10/20 09:01	09/10/20 11:14	74-87-3	
2-Chlorotoluene	ND	ug/kg	7.1	1	09/10/20 09:01	09/10/20 11:14	95-49-8	
4-Chlorotoluene	ND	ug/kg	7.1	1	09/10/20 09:01	09/10/20 11:14	106-43-4	
1,2-Dibromo-3-chloropropane	ND	ug/kg	7.1	1	09/10/20 09:01	09/10/20 11:14	96-12-8	
Dibromochloromethane	ND	ug/kg	7.1	1	09/10/20 09:01	09/10/20 11:14	124-48-1	
1,2-Dibromoethane (EDB)	ND	ug/kg	7.1	1	09/10/20 09:01	09/10/20 11:14	106-93-4	
Dibromomethane	ND	ug/kg	7.1	1	09/10/20 09:01	09/10/20 11:14	74-95-3	
1,2-Dichlorobenzene	ND	ug/kg	7.1	1	09/10/20 09:01	09/10/20 11:14	95-50-1	
1,3-Dichlorobenzene	ND	ug/kg	7.1	1	09/10/20 09:01	09/10/20 11:14	541-73-1	
1,4-Dichlorobenzene	ND	ug/kg	7.1	1	09/10/20 09:01	09/10/20 11:14	106-46-7	
Dichlorodifluoromethane	ND	ug/kg	14.1	1	09/10/20 09:01	09/10/20 11:14	75-71-8	v1
1,1-Dichloroethane	ND	ug/kg	7.1	1	09/10/20 09:01	09/10/20 11:14	75-34-3	
1,2-Dichloroethane	ND	ug/kg	7.1	1	09/10/20 09:01	09/10/20 11:14	107-06-2	
1,1-Dichloroethene	ND	ug/kg	7.1	1	09/10/20 09:01	09/10/20 11:14	75-35-4	
cis-1,2-Dichloroethene	ND	ug/kg	7.1	1	09/10/20 09:01	09/10/20 11:14	156-59-2	
trans-1,2-Dichloroethene	ND	ug/kg	7.1	1	09/10/20 09:01	09/10/20 11:14	156-60-5	
1,2-Dichloropropane	ND	ug/kg	7.1	1	09/10/20 09:01	09/10/20 11:14	78-87-5	
1,3-Dichloropropane	ND	ug/kg	7.1	1	09/10/20 09:01	09/10/20 11:14	142-28-9	
2,2-Dichloropropane	ND	ug/kg	7.1	1	09/10/20 09:01	09/10/20 11:14	594-20-7	
1,1-Dichloropropene	ND	ug/kg	7.1	1	09/10/20 09:01	09/10/20 11:14	563-58-6	

REPORT OF LABORATORY ANALYSIS

This report shall not be reproduced, except in full,
without the written consent of Pace Analytical Services, LLC.

Pace Analytical Services, LLC
9800 Kincey Ave. Suite 100
Huntersville, NC 28078
(704)875-9092

ANALYTICAL RESULTS

Project: Colonial Pipeline (9/4-9/8 SL)
Pace Project No.: 92494609

Sample: BH-17 (22.5-25) **Lab ID: 92494609004** Collected: 09/08/20 09:40 Received: 09/09/20 13:57 Matrix: Solid

Results reported on a "dry weight" basis and are adjusted for percent moisture, sample size and any dilutions.

Parameters	Results	Units	Report Limit	DF	Prepared	Analyzed	CAS No.	Qual
8260D/5035A/5030B Volatiles	Analytical Method: EPA 8260D Preparation Method: EPA 5035A/5030B Pace Analytical Services - Charlotte							
cis-1,3-Dichloropropene	ND	ug/kg	7.1	1	09/10/20 09:01	09/10/20 11:14	10061-01-5	
trans-1,3-Dichloropropene	ND	ug/kg	7.1	1	09/10/20 09:01	09/10/20 11:14	10061-02-6	
Diisopropyl ether	ND	ug/kg	7.1	1	09/10/20 09:01	09/10/20 11:14	108-20-3	
Ethylbenzene	ND	ug/kg	7.1	1	09/10/20 09:01	09/10/20 11:14	100-41-4	
Hexachloro-1,3-butadiene	ND	ug/kg	7.1	1	09/10/20 09:01	09/10/20 11:14	87-68-3	
2-Hexanone	ND	ug/kg	70.7	1	09/10/20 09:01	09/10/20 11:14	591-78-6	
Isopropylbenzene (Cumene)	ND	ug/kg	7.1	1	09/10/20 09:01	09/10/20 11:14	98-82-8	
p-Isopropyltoluene	ND	ug/kg	7.1	1	09/10/20 09:01	09/10/20 11:14	99-87-6	
Methylene Chloride	ND	ug/kg	28.3	1	09/10/20 09:01	09/10/20 11:14	75-09-2	
4-Methyl-2-pentanone (MIBK)	ND	ug/kg	70.7	1	09/10/20 09:01	09/10/20 11:14	108-10-1	
Methyl-tert-butyl ether	ND	ug/kg	7.1	1	09/10/20 09:01	09/10/20 11:14	1634-04-4	
Naphthalene	ND	ug/kg	7.1	1	09/10/20 09:01	09/10/20 11:14	91-20-3	
n-Propylbenzene	ND	ug/kg	7.1	1	09/10/20 09:01	09/10/20 11:14	103-65-1	
Styrene	ND	ug/kg	7.1	1	09/10/20 09:01	09/10/20 11:14	100-42-5	
1,1,1,2-Tetrachloroethane	ND	ug/kg	7.1	1	09/10/20 09:01	09/10/20 11:14	630-20-6	
1,1,2,2-Tetrachloroethane	ND	ug/kg	7.1	1	09/10/20 09:01	09/10/20 11:14	79-34-5	
Tetrachloroethene	ND	ug/kg	7.1	1	09/10/20 09:01	09/10/20 11:14	127-18-4	
Toluene	ND	ug/kg	7.1	1	09/10/20 09:01	09/10/20 11:14	108-88-3	
1,2,3-Trichlorobenzene	ND	ug/kg	7.1	1	09/10/20 09:01	09/10/20 11:14	87-61-6	
1,2,4-Trichlorobenzene	ND	ug/kg	7.1	1	09/10/20 09:01	09/10/20 11:14	120-82-1	
1,1,1-Trichloroethane	ND	ug/kg	7.1	1	09/10/20 09:01	09/10/20 11:14	71-55-6	
1,1,2-Trichloroethane	ND	ug/kg	7.1	1	09/10/20 09:01	09/10/20 11:14	79-00-5	
Trichloroethene	ND	ug/kg	7.1	1	09/10/20 09:01	09/10/20 11:14	79-01-6	
Trichlorofluoromethane	ND	ug/kg	7.1	1	09/10/20 09:01	09/10/20 11:14	75-69-4	
1,2,3-Trichloropropane	ND	ug/kg	7.1	1	09/10/20 09:01	09/10/20 11:14	96-18-4	
1,2,4-Trimethylbenzene	ND	ug/kg	7.1	1	09/10/20 09:01	09/10/20 11:14	95-63-6	
1,3,5-Trimethylbenzene	ND	ug/kg	7.1	1	09/10/20 09:01	09/10/20 11:14	108-67-8	
Vinyl acetate	ND	ug/kg	70.7	1	09/10/20 09:01	09/10/20 11:14	108-05-4	
Vinyl chloride	ND	ug/kg	14.1	1	09/10/20 09:01	09/10/20 11:14	75-01-4	
Xylene (Total)	ND	ug/kg	14.1	1	09/10/20 09:01	09/10/20 11:14	1330-20-7	
m&p-Xylene	ND	ug/kg	14.1	1	09/10/20 09:01	09/10/20 11:14	179601-23-1	
o-Xylene	ND	ug/kg	7.1	1	09/10/20 09:01	09/10/20 11:14	95-47-6	
Surrogates								
Toluene-d8 (S)	101	%	70-130	1	09/10/20 09:01	09/10/20 11:14	2037-26-5	
4-Bromofluorobenzene (S)	102	%	70-130	1	09/10/20 09:01	09/10/20 11:14	460-00-4	
1,2-Dichloroethane-d4 (S)	100	%	70-132	1	09/10/20 09:01	09/10/20 11:14	17060-07-0	
Percent Moisture	Analytical Method: ASTM D2974-87 Pace Analytical Services - Charlotte							
Percent Moisture	**22.5**	%	0.10	1		09/09/20 16:49		
Total Solids 2540 G-2011	Analytical Method: SM 2540G Preparation Method: SM 2540 G Pace National - Mt. Juliet							
Total Solids	**78.5**	%		1	09/10/20 13:47	09/10/20 13:57		

REPORT OF LABORATORY ANALYSIS

This report shall not be reproduced, except in full,
without the written consent of Pace Analytical Services, LLC.

Pace Analytical Services, LLC
9800 Kincey Ave. Suite 100
Huntersville, NC 28078
(704)875-9092

ANALYTICAL RESULTS

Project: Colonial Pipeline (9/4-9/8 SL)
Pace Project No.: 92494609

Sample: BH-16 (20-22.5) **Lab ID: 92494609005** Collected: 09/07/20 18:35 Received: 09/09/20 13:57 Matrix: Solid

Results reported on a "dry weight" basis and are adjusted for percent moisture, sample size and any dilutions.

Parameters	Results	Units	Report Limit	DF	Prepared	Analyzed	CAS No.	Qual
MADEPV	Analytical Method: MADEP VPH Preparation Method: MADEPV Pace National - Mt. Juliet							
Aliphatic (C05-C08)	ND	mg/kg	8.28	1.14	09/07/20 18:35	09/10/20 23:38		
Aliphatic (C09-C12)	ND	mg/kg	8.28	1.14	09/07/20 18:35	09/10/20 23:38		
Aromatic (C09-C10),Unadjusted	ND	mg/kg	8.28	1.14	09/07/20 18:35	09/10/20 23:38	TPHC9C10A	
Total VPH	ND	mg/kg	8.28	1.14	09/07/20 18:35	09/10/20 23:38	VPH	
Surrogates								
2,5-Dibromotoluene (FID)	91.3	%	70.0-130	1.14	09/07/20 18:35	09/10/20 23:38	615-59-8FID	
2,5-Dibromotoluene (PID)	88.2	%	70.0-130	1.14	09/07/20 18:35	09/10/20 23:38	615-59-8PID	
8260D/5035A/5030B Volatiles	Analytical Method: EPA 8260D Preparation Method: EPA 5035A/5030B Pace Analytical Services - Charlotte							
Acetone	ND	ug/kg	125	1	09/10/20 09:01	09/10/20 11:31	67-64-1	
Benzene	ND	ug/kg	6.3	1	09/10/20 09:01	09/10/20 11:31	71-43-2	
Bromobenzene	ND	ug/kg	6.3	1	09/10/20 09:01	09/10/20 11:31	108-86-1	
Bromochloromethane	ND	ug/kg	6.3	1	09/10/20 09:01	09/10/20 11:31	74-97-5	
Bromodichloromethane	ND	ug/kg	6.3	1	09/10/20 09:01	09/10/20 11:31	75-27-4	
Bromoform	ND	ug/kg	6.3	1	09/10/20 09:01	09/10/20 11:31	75-25-2	
Bromomethane	ND	ug/kg	12.5	1	09/10/20 09:01	09/10/20 11:31	74-83-9	
2-Butanone (MEK)	ND	ug/kg	125	1	09/10/20 09:01	09/10/20 11:31	78-93-3	
n-Butylbenzene	ND	ug/kg	6.3	1	09/10/20 09:01	09/10/20 11:31	104-51-8	
sec-Butylbenzene	ND	ug/kg	6.3	1	09/10/20 09:01	09/10/20 11:31	135-98-8	
tert-Butylbenzene	ND	ug/kg	6.3	1	09/10/20 09:01	09/10/20 11:31	98-06-6	
Carbon tetrachloride	ND	ug/kg	6.3	1	09/10/20 09:01	09/10/20 11:31	56-23-5	
Chlorobenzene	ND	ug/kg	6.3	1	09/10/20 09:01	09/10/20 11:31	108-90-7	
Chloroethane	ND	ug/kg	12.5	1	09/10/20 09:01	09/10/20 11:31	75-00-3	
Chloroform	ND	ug/kg	6.3	1	09/10/20 09:01	09/10/20 11:31	67-66-3	
Chloromethane	ND	ug/kg	12.5	1	09/10/20 09:01	09/10/20 11:31	74-87-3	
2-Chlorotoluene	ND	ug/kg	6.3	1	09/10/20 09:01	09/10/20 11:31	95-49-8	
4-Chlorotoluene	ND	ug/kg	6.3	1	09/10/20 09:01	09/10/20 11:31	106-43-4	
1,2-Dibromo-3-chloropropane	ND	ug/kg	6.3	1	09/10/20 09:01	09/10/20 11:31	96-12-8	
Dibromochloromethane	ND	ug/kg	6.3	1	09/10/20 09:01	09/10/20 11:31	124-48-1	
1,2-Dibromoethane (EDB)	ND	ug/kg	6.3	1	09/10/20 09:01	09/10/20 11:31	106-93-4	
Dibromomethane	ND	ug/kg	6.3	1	09/10/20 09:01	09/10/20 11:31	74-95-3	
1,2-Dichlorobenzene	ND	ug/kg	6.3	1	09/10/20 09:01	09/10/20 11:31	95-50-1	
1,3-Dichlorobenzene	ND	ug/kg	6.3	1	09/10/20 09:01	09/10/20 11:31	541-73-1	
1,4-Dichlorobenzene	ND	ug/kg	6.3	1	09/10/20 09:01	09/10/20 11:31	106-46-7	
Dichlorodifluoromethane	ND	ug/kg	12.5	1	09/10/20 09:01	09/10/20 11:31	75-71-8	v1
1,1-Dichloroethane	ND	ug/kg	6.3	1	09/10/20 09:01	09/10/20 11:31	75-34-3	
1,2-Dichloroethane	ND	ug/kg	6.3	1	09/10/20 09:01	09/10/20 11:31	107-06-2	
1,1-Dichloroethene	ND	ug/kg	6.3	1	09/10/20 09:01	09/10/20 11:31	75-35-4	
cis-1,2-Dichloroethene	ND	ug/kg	6.3	1	09/10/20 09:01	09/10/20 11:31	156-59-2	
trans-1,2-Dichloroethene	ND	ug/kg	6.3	1	09/10/20 09:01	09/10/20 11:31	156-60-5	
1,2-Dichloropropane	ND	ug/kg	6.3	1	09/10/20 09:01	09/10/20 11:31	78-87-5	
1,3-Dichloropropane	ND	ug/kg	6.3	1	09/10/20 09:01	09/10/20 11:31	142-28-9	
2,2-Dichloropropane	ND	ug/kg	6.3	1	09/10/20 09:01	09/10/20 11:31	594-20-7	
1,1-Dichloropropene	ND	ug/kg	6.3	1	09/10/20 09:01	09/10/20 11:31	563-58-6	

REPORT OF LABORATORY ANALYSIS

This report shall not be reproduced, except in full,
without the written consent of Pace Analytical Services, LLC.

Pace Analytical Services, LLC
9800 Kincey Ave. Suite 100
Huntersville, NC 28078
(704)875-9092

ANALYTICAL RESULTS

Project: Colonial Pipeline (9/4-9/8 SL)
Pace Project No.: 92494609

Sample: BH-16 (20-22.5) **Lab ID: 92494609005** Collected: 09/07/20 18:35 Received: 09/09/20 13:57 Matrix: Solid

Results reported on a "dry weight" basis and are adjusted for percent moisture, sample size and any dilutions.

Parameters	Results	Units	Report Limit	DF	Prepared	Analyzed	CAS No.	Qual
8260D/5035A/5030B Volatiles	Analytical Method: EPA 8260D Preparation Method: EPA 5035A/5030B Pace Analytical Services - Charlotte							
cis-1,3-Dichloropropene	ND	ug/kg	6.3	1	09/10/20 09:01	09/10/20 11:31	10061-01-5	
trans-1,3-Dichloropropene	ND	ug/kg	6.3	1	09/10/20 09:01	09/10/20 11:31	10061-02-6	
Diisopropyl ether	ND	ug/kg	6.3	1	09/10/20 09:01	09/10/20 11:31	108-20-3	
Ethylbenzene	ND	ug/kg	6.3	1	09/10/20 09:01	09/10/20 11:31	100-41-4	
Hexachloro-1,3-butadiene	ND	ug/kg	6.3	1	09/10/20 09:01	09/10/20 11:31	87-68-3	
2-Hexanone	ND	ug/kg	62.5	1	09/10/20 09:01	09/10/20 11:31	591-78-6	
Isopropylbenzene (Cumene)	ND	ug/kg	6.3	1	09/10/20 09:01	09/10/20 11:31	98-82-8	
p-Isopropyltoluene	ND	ug/kg	6.3	1	09/10/20 09:01	09/10/20 11:31	99-87-6	
Methylene Chloride	ND	ug/kg	25.0	1	09/10/20 09:01	09/10/20 11:31	75-09-2	
4-Methyl-2-pentanone (MIBK)	ND	ug/kg	62.5	1	09/10/20 09:01	09/10/20 11:31	108-10-1	
Methyl-tert-butyl ether	ND	ug/kg	6.3	1	09/10/20 09:01	09/10/20 11:31	1634-04-4	
Naphthalene	ND	ug/kg	6.3	1	09/10/20 09:01	09/10/20 11:31	91-20-3	
n-Propylbenzene	ND	ug/kg	6.3	1	09/10/20 09:01	09/10/20 11:31	103-65-1	
Styrene	ND	ug/kg	6.3	1	09/10/20 09:01	09/10/20 11:31	100-42-5	
1,1,1,2-Tetrachloroethane	ND	ug/kg	6.3	1	09/10/20 09:01	09/10/20 11:31	630-20-6	
1,1,2,2-Tetrachloroethane	ND	ug/kg	6.3	1	09/10/20 09:01	09/10/20 11:31	79-34-5	
Tetrachloroethene	ND	ug/kg	6.3	1	09/10/20 09:01	09/10/20 11:31	127-18-4	
Toluene	ND	ug/kg	6.3	1	09/10/20 09:01	09/10/20 11:31	108-88-3	
1,2,3-Trichlorobenzene	ND	ug/kg	6.3	1	09/10/20 09:01	09/10/20 11:31	87-61-6	
1,2,4-Trichlorobenzene	ND	ug/kg	6.3	1	09/10/20 09:01	09/10/20 11:31	120-82-1	
1,1,1-Trichloroethane	ND	ug/kg	6.3	1	09/10/20 09:01	09/10/20 11:31	71-55-6	
1,1,2-Trichloroethane	ND	ug/kg	6.3	1	09/10/20 09:01	09/10/20 11:31	79-00-5	
Trichloroethene	ND	ug/kg	6.3	1	09/10/20 09:01	09/10/20 11:31	79-01-6	
Trichlorofluoromethane	ND	ug/kg	6.3	1	09/10/20 09:01	09/10/20 11:31	75-69-4	
1,2,3-Trichloropropane	ND	ug/kg	6.3	1	09/10/20 09:01	09/10/20 11:31	96-18-4	
1,2,4-Trimethylbenzene	ND	ug/kg	6.3	1	09/10/20 09:01	09/10/20 11:31	95-63-6	
1,3,5-Trimethylbenzene	ND	ug/kg	6.3	1	09/10/20 09:01	09/10/20 11:31	108-67-8	
Vinyl acetate	ND	ug/kg	62.5	1	09/10/20 09:01	09/10/20 11:31	108-05-4	
Vinyl chloride	ND	ug/kg	12.5	1	09/10/20 09:01	09/10/20 11:31	75-01-4	
Xylene (Total)	ND	ug/kg	12.5	1	09/10/20 09:01	09/10/20 11:31	1330-20-7	
m&p-Xylene	ND	ug/kg	12.5	1	09/10/20 09:01	09/10/20 11:31	179601-23-1	
o-Xylene	ND	ug/kg	6.3	1	09/10/20 09:01	09/10/20 11:31	95-47-6	
Surrogates								
Toluene-d8 (S)	101	%	70-130	1	09/10/20 09:01	09/10/20 11:31	2037-26-5	
4-Bromofluorobenzene (S)	104	%	70-130	1	09/10/20 09:01	09/10/20 11:31	460-00-4	
1,2-Dichloroethane-d4 (S)	97	%	70-132	1	09/10/20 09:01	09/10/20 11:31	17060-07-0	
Percent Moisture	Analytical Method: ASTM D2974-87 Pace Analytical Services - Charlotte							
Percent Moisture	**18.4**	%	0.10	1		09/09/20 16:49		
Total Solids 2540 G-2011	Analytical Method: SM 2540G Preparation Method: SM 2540 G Pace National - Mt. Juliet							
Total Solids	**80.6**	%		1	09/10/20 13:47	09/10/20 13:57		

REPORT OF LABORATORY ANALYSIS

This report shall not be reproduced, except in full,
without the written consent of Pace Analytical Services, LLC.

Pace Analytical Services, LLC
9800 Kincey Ave. Suite 100
Huntersville, NC 28078
(704)875-9092

ANALYTICAL RESULTS

Project: Colonial Pipeline (9/4-9/8 SL)
Pace Project No.: 92494609

Sample: BH-16 (7.5-10) **Lab ID: 92494609006** Collected: 09/07/20 18:40 Received: 09/09/20 13:57 Matrix: Solid

Results reported on a "dry weight" basis and are adjusted for percent moisture, sample size and any dilutions.

Parameters	Results	Units	Report Limit	DF	Prepared	Analyzed	CAS No.	Qual
MADEPV	Analytical Method: MADEP VPH Preparation Method: MADEPV Pace National - Mt. Juliet							
Aliphatic (C05-C08)	ND	mg/kg	7.21	1.08	09/07/20 18:40	09/11/20 00:11		
Aliphatic (C09-C12)	ND	mg/kg	7.21	1.08	09/07/20 18:40	09/11/20 00:11		
Aromatic (C09-C10),Unadjusted	ND	mg/kg	7.21	1.08	09/07/20 18:40	09/11/20 00:11	TPHC9C10A	
Total VPH	ND	mg/kg	7.21	1.08	09/07/20 18:40	09/11/20 00:11	VPH	
Surrogates								
2,5-Dibromotoluene (FID)	95.0	%	70.0-130	1.08	09/07/20 18:40	09/11/20 00:11	615-59-8FID	
2,5-Dibromotoluene (PID)	91.5	%	70.0-130	1.08	09/07/20 18:40	09/11/20 00:11	615-59-8PID	
8260D/5035A/5030B Volatiles	Analytical Method: EPA 8260D Preparation Method: EPA 5035A/5030B Pace Analytical Services - Charlotte							
Acetone	ND	ug/kg	129	1	09/10/20 09:01	09/10/20 11:48	67-64-1	
Benzene	ND	ug/kg	6.5	1	09/10/20 09:01	09/10/20 11:48	71-43-2	
Bromobenzene	ND	ug/kg	6.5	1	09/10/20 09:01	09/10/20 11:48	108-86-1	
Bromochloromethane	ND	ug/kg	6.5	1	09/10/20 09:01	09/10/20 11:48	74-97-5	
Bromodichloromethane	ND	ug/kg	6.5	1	09/10/20 09:01	09/10/20 11:48	75-27-4	
Bromoform	ND	ug/kg	6.5	1	09/10/20 09:01	09/10/20 11:48	75-25-2	
Bromomethane	ND	ug/kg	12.9	1	09/10/20 09:01	09/10/20 11:48	74-83-9	
2-Butanone (MEK)	ND	ug/kg	129	1	09/10/20 09:01	09/10/20 11:48	78-93-3	
n-Butylbenzene	ND	ug/kg	6.5	1	09/10/20 09:01	09/10/20 11:48	104-51-8	
sec-Butylbenzene	ND	ug/kg	6.5	1	09/10/20 09:01	09/10/20 11:48	135-98-8	
tert-Butylbenzene	ND	ug/kg	6.5	1	09/10/20 09:01	09/10/20 11:48	98-06-6	
Carbon tetrachloride	ND	ug/kg	6.5	1	09/10/20 09:01	09/10/20 11:48	56-23-5	
Chlorobenzene	ND	ug/kg	6.5	1	09/10/20 09:01	09/10/20 11:48	108-90-7	
Chloroethane	ND	ug/kg	12.9	1	09/10/20 09:01	09/10/20 11:48	75-00-3	
Chloroform	ND	ug/kg	6.5	1	09/10/20 09:01	09/10/20 11:48	67-66-3	
Chloromethane	ND	ug/kg	12.9	1	09/10/20 09:01	09/10/20 11:48	74-87-3	
2-Chlorotoluene	ND	ug/kg	6.5	1	09/10/20 09:01	09/10/20 11:48	95-49-8	
4-Chlorotoluene	ND	ug/kg	6.5	1	09/10/20 09:01	09/10/20 11:48	106-43-4	
1,2-Dibromo-3-chloropropane	ND	ug/kg	6.5	1	09/10/20 09:01	09/10/20 11:48	96-12-8	
Dibromochloromethane	ND	ug/kg	6.5	1	09/10/20 09:01	09/10/20 11:48	124-48-1	
1,2-Dibromoethane (EDB)	ND	ug/kg	6.5	1	09/10/20 09:01	09/10/20 11:48	106-93-4	
Dibromomethane	ND	ug/kg	6.5	1	09/10/20 09:01	09/10/20 11:48	74-95-3	
1,2-Dichlorobenzene	ND	ug/kg	6.5	1	09/10/20 09:01	09/10/20 11:48	95-50-1	
1,3-Dichlorobenzene	ND	ug/kg	6.5	1	09/10/20 09:01	09/10/20 11:48	541-73-1	
1,4-Dichlorobenzene	ND	ug/kg	6.5	1	09/10/20 09:01	09/10/20 11:48	106-46-7	
Dichlorodifluoromethane	ND	ug/kg	12.9	1	09/10/20 09:01	09/10/20 11:48	75-71-8	v1
1,1-Dichloroethane	ND	ug/kg	6.5	1	09/10/20 09:01	09/10/20 11:48	75-34-3	
1,2-Dichloroethane	ND	ug/kg	6.5	1	09/10/20 09:01	09/10/20 11:48	107-06-2	
1,1-Dichloroethene	ND	ug/kg	6.5	1	09/10/20 09:01	09/10/20 11:48	75-35-4	
cis-1,2-Dichloroethene	ND	ug/kg	6.5	1	09/10/20 09:01	09/10/20 11:48	156-59-2	
trans-1,2-Dichloroethene	ND	ug/kg	6.5	1	09/10/20 09:01	09/10/20 11:48	156-60-5	
1,2-Dichloropropane	ND	ug/kg	6.5	1	09/10/20 09:01	09/10/20 11:48	78-87-5	
1,3-Dichloropropane	ND	ug/kg	6.5	1	09/10/20 09:01	09/10/20 11:48	142-28-9	
2,2-Dichloropropane	ND	ug/kg	6.5	1	09/10/20 09:01	09/10/20 11:48	594-20-7	
1,1-Dichloropropene	ND	ug/kg	6.5	1	09/10/20 09:01	09/10/20 11:48	563-58-6	

REPORT OF LABORATORY ANALYSIS

This report shall not be reproduced, except in full,
without the written consent of Pace Analytical Services, LLC.

Pace Analytical Services, LLC
9800 Kincey Ave. Suite 100
Huntersville, NC 28078
(704)875-9092

ANALYTICAL RESULTS

Project: Colonial Pipeline (9/4-9/8 SL)
Pace Project No.: 92494609

Sample: BH-16 (7.5-10) **Lab ID: 92494609006** Collected: 09/07/20 18:40 Received: 09/09/20 13:57 Matrix: Solid

Results reported on a "dry weight" basis and are adjusted for percent moisture, sample size and any dilutions.

Parameters	Results	Units	Report Limit	DF	Prepared	Analyzed	CAS No.	Qual
8260D/5035A/5030B Volatiles	Analytical Method: EPA 8260D Preparation Method: EPA 5035A/5030B Pace Analytical Services - Charlotte							
cis-1,3-Dichloropropene	ND	ug/kg	6.5	1	09/10/20 09:01	09/10/20 11:48	10061-01-5	
trans-1,3-Dichloropropene	ND	ug/kg	6.5	1	09/10/20 09:01	09/10/20 11:48	10061-02-6	
Diisopropyl ether	ND	ug/kg	6.5	1	09/10/20 09:01	09/10/20 11:48	108-20-3	
Ethylbenzene	ND	ug/kg	6.5	1	09/10/20 09:01	09/10/20 11:48	100-41-4	
Hexachloro-1,3-butadiene	ND	ug/kg	6.5	1	09/10/20 09:01	09/10/20 11:48	87-68-3	
2-Hexanone	ND	ug/kg	64.7	1	09/10/20 09:01	09/10/20 11:48	591-78-6	
Isopropylbenzene (Cumene)	ND	ug/kg	6.5	1	09/10/20 09:01	09/10/20 11:48	98-82-8	
p-Isopropyltoluene	ND	ug/kg	6.5	1	09/10/20 09:01	09/10/20 11:48	99-87-6	
Methylene Chloride	ND	ug/kg	25.9	1	09/10/20 09:01	09/10/20 11:48	75-09-2	
4-Methyl-2-pentanone (MIBK)	ND	ug/kg	64.7	1	09/10/20 09:01	09/10/20 11:48	108-10-1	
Methyl-tert-butyl ether	ND	ug/kg	6.5	1	09/10/20 09:01	09/10/20 11:48	1634-04-4	
Naphthalene	ND	ug/kg	6.5	1	09/10/20 09:01	09/10/20 11:48	91-20-3	
n-Propylbenzene	ND	ug/kg	6.5	1	09/10/20 09:01	09/10/20 11:48	103-65-1	
Styrene	ND	ug/kg	6.5	1	09/10/20 09:01	09/10/20 11:48	100-42-5	
1,1,1,2-Tetrachloroethane	ND	ug/kg	6.5	1	09/10/20 09:01	09/10/20 11:48	630-20-6	
1,1,2,2-Tetrachloroethane	ND	ug/kg	6.5	1	09/10/20 09:01	09/10/20 11:48	79-34-5	
Tetrachloroethene	ND	ug/kg	6.5	1	09/10/20 09:01	09/10/20 11:48	127-18-4	
Toluene	ND	ug/kg	6.5	1	09/10/20 09:01	09/10/20 11:48	108-88-3	
1,2,3-Trichlorobenzene	ND	ug/kg	6.5	1	09/10/20 09:01	09/10/20 11:48	87-61-6	
1,2,4-Trichlorobenzene	ND	ug/kg	6.5	1	09/10/20 09:01	09/10/20 11:48	120-82-1	
1,1,1-Trichloroethane	ND	ug/kg	6.5	1	09/10/20 09:01	09/10/20 11:48	71-55-6	
1,1,2-Trichloroethane	ND	ug/kg	6.5	1	09/10/20 09:01	09/10/20 11:48	79-00-5	
Trichloroethene	ND	ug/kg	6.5	1	09/10/20 09:01	09/10/20 11:48	79-01-6	
Trichlorofluoromethane	ND	ug/kg	6.5	1	09/10/20 09:01	09/10/20 11:48	75-69-4	
1,2,3-Trichloropropane	ND	ug/kg	6.5	1	09/10/20 09:01	09/10/20 11:48	96-18-4	
1,2,4-Trimethylbenzene	ND	ug/kg	6.5	1	09/10/20 09:01	09/10/20 11:48	95-63-6	
1,3,5-Trimethylbenzene	ND	ug/kg	6.5	1	09/10/20 09:01	09/10/20 11:48	108-67-8	
Vinyl acetate	ND	ug/kg	64.7	1	09/10/20 09:01	09/10/20 11:48	108-05-4	
Vinyl chloride	ND	ug/kg	12.9	1	09/10/20 09:01	09/10/20 11:48	75-01-4	
Xylene (Total)	ND	ug/kg	12.9	1	09/10/20 09:01	09/10/20 11:48	1330-20-7	
m&p-Xylene	ND	ug/kg	12.9	1	09/10/20 09:01	09/10/20 11:48	179601-23-1	
o-Xylene	ND	ug/kg	6.5	1	09/10/20 09:01	09/10/20 11:48	95-47-6	
Surrogates								
Toluene-d8 (S)	102	%	70-130	1	09/10/20 09:01	09/10/20 11:48	2037-26-5	
4-Bromofluorobenzene (S)	103	%	70-130	1	09/10/20 09:01	09/10/20 11:48	460-00-4	
1,2-Dichloroethane-d4 (S)	102	%	70-132	1	09/10/20 09:01	09/10/20 11:48	17060-07-0	
Percent Moisture	Analytical Method: ASTM D2974-87 Pace Analytical Services - Charlotte							
Percent Moisture	**15.1**	%	0.10	1		09/09/20 16:50		
Total Solids 2540 G-2011	Analytical Method: SM 2540G Preparation Method: SM 2540 G Pace National - Mt. Juliet							
Total Solids	**85.2**	%		1	09/10/20 13:47	09/10/20 13:57		

REPORT OF LABORATORY ANALYSIS

This report shall not be reproduced, except in full,
without the written consent of Pace Analytical Services, LLC.

Pace Analytical Services, LLC
9800 Kincey Ave. Suite 100
Huntersville, NC 28078
(704)875-9092

ANALYTICAL RESULTS

Project: Colonial Pipeline (9/4-9/8 SL)
Pace Project No.: 92494609

Sample: BH-18 (5-7.5) **Lab ID: 92494609007** Collected: 09/08/20 11:30 Received: 09/09/20 13:57 Matrix: Solid

Results reported on a "dry weight" basis and are adjusted for percent moisture, sample size and any dilutions.

Parameters	Results	Units	Report Limit	DF	Prepared	Analyzed	CAS No.	Qual
MADEPV	Analytical Method: MADEP VPH Preparation Method: MADEPV Pace National - Mt. Juliet							
Aliphatic (C05-C08)	ND	mg/kg	8.50	1	09/08/20 11:30	09/11/20 00:44		
Aliphatic (C09-C12)	ND	mg/kg	8.50	1	09/08/20 11:30	09/11/20 00:44		
Aromatic (C09-C10),Unadjusted	ND	mg/kg	8.50	1	09/08/20 11:30	09/11/20 00:44	TPHC9C10A	
Total VPH	ND	mg/kg	8.50	1	09/08/20 11:30	09/11/20 00:44	VPH	
Surrogates								
2,5-Dibromotoluene (FID)	96.0	%	70.0-130	1	09/08/20 11:30	09/11/20 00:44	615-59-8FID	
2,5-Dibromotoluene (PID)	91.8	%	70.0-130	1	09/08/20 11:30	09/11/20 00:44	615-59-8PID	
8260D/5035A/5030B Volatiles	Analytical Method: EPA 8260D Preparation Method: EPA 5035A/5030B Pace Analytical Services - Charlotte							
Acetone	ND	ug/kg	128	1	09/10/20 09:01	09/10/20 12:06	67-64-1	
Benzene	ND	ug/kg	6.4	1	09/10/20 09:01	09/10/20 12:06	71-43-2	
Bromobenzene	ND	ug/kg	6.4	1	09/10/20 09:01	09/10/20 12:06	108-86-1	
Bromochloromethane	ND	ug/kg	6.4	1	09/10/20 09:01	09/10/20 12:06	74-97-5	
Bromodichloromethane	ND	ug/kg	6.4	1	09/10/20 09:01	09/10/20 12:06	75-27-4	
Bromoform	ND	ug/kg	6.4	1	09/10/20 09:01	09/10/20 12:06	75-25-2	
Bromomethane	ND	ug/kg	12.8	1	09/10/20 09:01	09/10/20 12:06	74-83-9	
2-Butanone (MEK)	ND	ug/kg	128	1	09/10/20 09:01	09/10/20 12:06	78-93-3	
n-Butylbenzene	ND	ug/kg	6.4	1	09/10/20 09:01	09/10/20 12:06	104-51-8	
sec-Butylbenzene	ND	ug/kg	6.4	1	09/10/20 09:01	09/10/20 12:06	135-98-8	
tert-Butylbenzene	ND	ug/kg	6.4	1	09/10/20 09:01	09/10/20 12:06	98-06-6	
Carbon tetrachloride	ND	ug/kg	6.4	1	09/10/20 09:01	09/10/20 12:06	56-23-5	
Chlorobenzene	ND	ug/kg	6.4	1	09/10/20 09:01	09/10/20 12:06	108-90-7	
Chloroethane	ND	ug/kg	12.8	1	09/10/20 09:01	09/10/20 12:06	75-00-3	
Chloroform	ND	ug/kg	6.4	1	09/10/20 09:01	09/10/20 12:06	67-66-3	
Chloromethane	ND	ug/kg	12.8	1	09/10/20 09:01	09/10/20 12:06	74-87-3	
2-Chlorotoluene	ND	ug/kg	6.4	1	09/10/20 09:01	09/10/20 12:06	95-49-8	
4-Chlorotoluene	ND	ug/kg	6.4	1	09/10/20 09:01	09/10/20 12:06	106-43-4	
1,2-Dibromo-3-chloropropane	ND	ug/kg	6.4	1	09/10/20 09:01	09/10/20 12:06	96-12-8	
Dibromochloromethane	ND	ug/kg	6.4	1	09/10/20 09:01	09/10/20 12:06	124-48-1	
1,2-Dibromoethane (EDB)	ND	ug/kg	6.4	1	09/10/20 09:01	09/10/20 12:06	106-93-4	
Dibromomethane	ND	ug/kg	6.4	1	09/10/20 09:01	09/10/20 12:06	74-95-3	
1,2-Dichlorobenzene	ND	ug/kg	6.4	1	09/10/20 09:01	09/10/20 12:06	95-50-1	
1,3-Dichlorobenzene	ND	ug/kg	6.4	1	09/10/20 09:01	09/10/20 12:06	541-73-1	
1,4-Dichlorobenzene	ND	ug/kg	6.4	1	09/10/20 09:01	09/10/20 12:06	106-46-7	
Dichlorodifluoromethane	ND	ug/kg	12.8	1	09/10/20 09:01	09/10/20 12:06	75-71-8	v1
1,1-Dichloroethane	ND	ug/kg	6.4	1	09/10/20 09:01	09/10/20 12:06	75-34-3	
1,2-Dichloroethane	ND	ug/kg	6.4	1	09/10/20 09:01	09/10/20 12:06	107-06-2	
1,1-Dichloroethene	ND	ug/kg	6.4	1	09/10/20 09:01	09/10/20 12:06	75-35-4	
cis-1,2-Dichloroethene	ND	ug/kg	6.4	1	09/10/20 09:01	09/10/20 12:06	156-59-2	
trans-1,2-Dichloroethene	ND	ug/kg	6.4	1	09/10/20 09:01	09/10/20 12:06	156-60-5	
1,2-Dichloropropane	ND	ug/kg	6.4	1	09/10/20 09:01	09/10/20 12:06	78-87-5	
1,3-Dichloropropane	ND	ug/kg	6.4	1	09/10/20 09:01	09/10/20 12:06	142-28-9	
2,2-Dichloropropane	ND	ug/kg	6.4	1	09/10/20 09:01	09/10/20 12:06	594-20-7	
1,1-Dichloropropene	ND	ug/kg	6.4	1	09/10/20 09:01	09/10/20 12:06	563-58-6	

REPORT OF LABORATORY ANALYSIS

This report shall not be reproduced, except in full,
without the written consent of Pace Analytical Services, LLC.

Pace Analytical Services, LLC
9800 Kincey Ave. Suite 100
Huntersville, NC 28078
(704)875-9092

ANALYTICAL RESULTS

Project: Colonial Pipeline (9/4-9/8 SL)
Pace Project No.: 92494609

Sample: BH-18 (5-7.5) **Lab ID: 92494609007** Collected: 09/08/20 11:30 Received: 09/09/20 13:57 Matrix: Solid

Results reported on a "dry weight" basis and are adjusted for percent moisture, sample size and any dilutions.

Parameters	Results	Units	Report Limit	DF	Prepared	Analyzed	CAS No.	Qual
8260D/5035A/5030B Volatiles	Analytical Method: EPA 8260D Preparation Method: EPA 5035A/5030B Pace Analytical Services - Charlotte							
cis-1,3-Dichloropropene	ND	ug/kg	6.4	1	09/10/20 09:01	09/10/20 12:06	10061-01-5	
trans-1,3-Dichloropropene	ND	ug/kg	6.4	1	09/10/20 09:01	09/10/20 12:06	10061-02-6	
Diisopropyl ether	ND	ug/kg	6.4	1	09/10/20 09:01	09/10/20 12:06	108-20-3	
Ethylbenzene	ND	ug/kg	6.4	1	09/10/20 09:01	09/10/20 12:06	100-41-4	
Hexachloro-1,3-butadiene	ND	ug/kg	6.4	1	09/10/20 09:01	09/10/20 12:06	87-68-3	
2-Hexanone	ND	ug/kg	64.2	1	09/10/20 09:01	09/10/20 12:06	591-78-6	
Isopropylbenzene (Cumene)	ND	ug/kg	6.4	1	09/10/20 09:01	09/10/20 12:06	98-82-8	
p-Isopropyltoluene	ND	ug/kg	6.4	1	09/10/20 09:01	09/10/20 12:06	99-87-6	
Methylene Chloride	ND	ug/kg	25.7	1	09/10/20 09:01	09/10/20 12:06	75-09-2	
4-Methyl-2-pentanone (MIBK)	ND	ug/kg	64.2	1	09/10/20 09:01	09/10/20 12:06	108-10-1	
Methyl-tert-butyl ether	ND	ug/kg	6.4	1	09/10/20 09:01	09/10/20 12:06	1634-04-4	
Naphthalene	ND	ug/kg	6.4	1	09/10/20 09:01	09/10/20 12:06	91-20-3	
n-Propylbenzene	ND	ug/kg	6.4	1	09/10/20 09:01	09/10/20 12:06	103-65-1	
Styrene	ND	ug/kg	6.4	1	09/10/20 09:01	09/10/20 12:06	100-42-5	
1,1,1,2-Tetrachloroethane	ND	ug/kg	6.4	1	09/10/20 09:01	09/10/20 12:06	630-20-6	
1,1,2,2-Tetrachloroethane	ND	ug/kg	6.4	1	09/10/20 09:01	09/10/20 12:06	79-34-5	
Tetrachloroethene	ND	ug/kg	6.4	1	09/10/20 09:01	09/10/20 12:06	127-18-4	
Toluene	ND	ug/kg	6.4	1	09/10/20 09:01	09/10/20 12:06	108-88-3	
1,2,3-Trichlorobenzene	ND	ug/kg	6.4	1	09/10/20 09:01	09/10/20 12:06	87-61-6	
1,2,4-Trichlorobenzene	ND	ug/kg	6.4	1	09/10/20 09:01	09/10/20 12:06	120-82-1	
1,1,1-Trichloroethane	ND	ug/kg	6.4	1	09/10/20 09:01	09/10/20 12:06	71-55-6	
1,1,2-Trichloroethane	ND	ug/kg	6.4	1	09/10/20 09:01	09/10/20 12:06	79-00-5	
Trichloroethene	ND	ug/kg	6.4	1	09/10/20 09:01	09/10/20 12:06	79-01-6	
Trichlorofluoromethane	ND	ug/kg	6.4	1	09/10/20 09:01	09/10/20 12:06	75-69-4	
1,2,3-Trichloropropane	ND	ug/kg	6.4	1	09/10/20 09:01	09/10/20 12:06	96-18-4	
1,2,4-Trimethylbenzene	ND	ug/kg	6.4	1	09/10/20 09:01	09/10/20 12:06	95-63-6	
1,3,5-Trimethylbenzene	ND	ug/kg	6.4	1	09/10/20 09:01	09/10/20 12:06	108-67-8	
Vinyl acetate	ND	ug/kg	64.2	1	09/10/20 09:01	09/10/20 12:06	108-05-4	
Vinyl chloride	ND	ug/kg	12.8	1	09/10/20 09:01	09/10/20 12:06	75-01-4	
Xylene (Total)	ND	ug/kg	12.8	1	09/10/20 09:01	09/10/20 12:06	1330-20-7	
m&p-Xylene	ND	ug/kg	12.8	1	09/10/20 09:01	09/10/20 12:06	179601-23-1	
o-Xylene	ND	ug/kg	6.4	1	09/10/20 09:01	09/10/20 12:06	95-47-6	
Surrogates								
Toluene-d8 (S)	101	%	70-130	1	09/10/20 09:01	09/10/20 12:06	2037-26-5	
4-Bromofluorobenzene (S)	102	%	70-130	1	09/10/20 09:01	09/10/20 12:06	460-00-4	
1,2-Dichloroethane-d4 (S)	100	%	70-132	1	09/10/20 09:01	09/10/20 12:06	17060-07-0	
Percent Moisture	Analytical Method: ASTM D2974-87 Pace Analytical Services - Charlotte							
Percent Moisture	**23.1**	%	0.10	1		09/09/20 16:50		
Total Solids 2540 G-2011	Analytical Method: SM 2540G Preparation Method: SM 2540 G Pace National - Mt. Juliet							
Total Solids	**75.0**	%		1	09/10/20 13:47	09/10/20 13:57		

REPORT OF LABORATORY ANALYSIS

This report shall not be reproduced, except in full,
without the written consent of Pace Analytical Services, LLC.

Pace Analytical Services, LLC
9800 Kincey Ave. Suite 100
Huntersville, NC 28078
(704)875-9092

ANALYTICAL RESULTS

Project: Colonial Pipeline (9/4-9/8 SL)
Pace Project No.: 92494609

Sample: BH-18 (22.5-25) **Lab ID: 92494609008** Collected: 09/08/20 11:35 Received: 09/09/20 13:57 Matrix: Solid

Results reported on a "dry weight" basis and are adjusted for percent moisture, sample size and any dilutions.

Parameters	Results	Units	Report Limit	DF	Prepared	Analyzed	CAS No.	Qual
MADEPV	Analytical Method: MADEP VPH Preparation Method: MADEPV Pace National - Mt. Juliet							
Aliphatic (C05-C08)	ND	mg/kg	7.43	1	09/08/20 11:35	09/11/20 01:18		
Aliphatic (C09-C12)	ND	mg/kg	7.43	1	09/08/20 11:35	09/11/20 01:18		
Aromatic (C09-C10),Unadjusted	ND	mg/kg	7.43	1	09/08/20 11:35	09/11/20 01:18	TPHC9C10A	
Total VPH	ND	mg/kg	7.43	1	09/08/20 11:35	09/11/20 01:18	VPH	
Surrogates								
2,5-Dibromotoluene (FID)	96.9	%	70.0-130	1	09/08/20 11:35	09/11/20 01:18	615-59-8FID	
2,5-Dibromotoluene (PID)	92.0	%	70.0-130	1	09/08/20 11:35	09/11/20 01:18	615-59-8PID	
8260D/5035A/5030B Volatiles	Analytical Method: EPA 8260D Preparation Method: EPA 5035A/5030B Pace Analytical Services - Charlotte							
Acetone	ND	ug/kg	132	1	09/10/20 09:01	09/10/20 12:23	67-64-1	
Benzene	ND	ug/kg	6.6	1	09/10/20 09:01	09/10/20 12:23	71-43-2	
Bromobenzene	ND	ug/kg	6.6	1	09/10/20 09:01	09/10/20 12:23	108-86-1	
Bromochloromethane	ND	ug/kg	6.6	1	09/10/20 09:01	09/10/20 12:23	74-97-5	
Bromodichloromethane	ND	ug/kg	6.6	1	09/10/20 09:01	09/10/20 12:23	75-27-4	
Bromoform	ND	ug/kg	6.6	1	09/10/20 09:01	09/10/20 12:23	75-25-2	
Bromomethane	ND	ug/kg	13.2	1	09/10/20 09:01	09/10/20 12:23	74-83-9	
2-Butanone (MEK)	ND	ug/kg	132	1	09/10/20 09:01	09/10/20 12:23	78-93-3	
n-Butylbenzene	ND	ug/kg	6.6	1	09/10/20 09:01	09/10/20 12:23	104-51-8	
sec-Butylbenzene	ND	ug/kg	6.6	1	09/10/20 09:01	09/10/20 12:23	135-98-8	
tert-Butylbenzene	ND	ug/kg	6.6	1	09/10/20 09:01	09/10/20 12:23	98-06-6	
Carbon tetrachloride	ND	ug/kg	6.6	1	09/10/20 09:01	09/10/20 12:23	56-23-5	
Chlorobenzene	ND	ug/kg	6.6	1	09/10/20 09:01	09/10/20 12:23	108-90-7	
Chloroethane	ND	ug/kg	13.2	1	09/10/20 09:01	09/10/20 12:23	75-00-3	
Chloroform	ND	ug/kg	6.6	1	09/10/20 09:01	09/10/20 12:23	67-66-3	
Chloromethane	ND	ug/kg	13.2	1	09/10/20 09:01	09/10/20 12:23	74-87-3	
2-Chlorotoluene	ND	ug/kg	6.6	1	09/10/20 09:01	09/10/20 12:23	95-49-8	
4-Chlorotoluene	ND	ug/kg	6.6	1	09/10/20 09:01	09/10/20 12:23	106-43-4	
1,2-Dibromo-3-chloropropane	ND	ug/kg	6.6	1	09/10/20 09:01	09/10/20 12:23	96-12-8	
Dibromochloromethane	ND	ug/kg	6.6	1	09/10/20 09:01	09/10/20 12:23	124-48-1	
1,2-Dibromoethane (EDB)	ND	ug/kg	6.6	1	09/10/20 09:01	09/10/20 12:23	106-93-4	
Dibromomethane	ND	ug/kg	6.6	1	09/10/20 09:01	09/10/20 12:23	74-95-3	
1,2-Dichlorobenzene	ND	ug/kg	6.6	1	09/10/20 09:01	09/10/20 12:23	95-50-1	
1,3-Dichlorobenzene	ND	ug/kg	6.6	1	09/10/20 09:01	09/10/20 12:23	541-73-1	
1,4-Dichlorobenzene	ND	ug/kg	6.6	1	09/10/20 09:01	09/10/20 12:23	106-46-7	
Dichlorodifluoromethane	ND	ug/kg	13.2	1	09/10/20 09:01	09/10/20 12:23	75-71-8	v1
1,1-Dichloroethane	ND	ug/kg	6.6	1	09/10/20 09:01	09/10/20 12:23	75-34-3	
1,2-Dichloroethane	ND	ug/kg	6.6	1	09/10/20 09:01	09/10/20 12:23	107-06-2	
1,1-Dichloroethene	ND	ug/kg	6.6	1	09/10/20 09:01	09/10/20 12:23	75-35-4	
cis-1,2-Dichloroethene	ND	ug/kg	6.6	1	09/10/20 09:01	09/10/20 12:23	156-59-2	
trans-1,2-Dichloroethene	ND	ug/kg	6.6	1	09/10/20 09:01	09/10/20 12:23	156-60-5	
1,2-Dichloropropane	ND	ug/kg	6.6	1	09/10/20 09:01	09/10/20 12:23	78-87-5	
1,3-Dichloropropane	ND	ug/kg	6.6	1	09/10/20 09:01	09/10/20 12:23	142-28-9	
2,2-Dichloropropane	ND	ug/kg	6.6	1	09/10/20 09:01	09/10/20 12:23	594-20-7	
1,1-Dichloropropene	ND	ug/kg	6.6	1	09/10/20 09:01	09/10/20 12:23	563-58-6	

REPORT OF LABORATORY ANALYSIS

This report shall not be reproduced, except in full,
without the written consent of Pace Analytical Services, LLC.

Pace Analytical Services, LLC
9800 Kincey Ave. Suite 100
Huntersville, NC 28078
(704)875-9092

ANALYTICAL RESULTS

Project: Colonial Pipeline (9/4-9/8 SL)
Pace Project No.: 92494609

Sample: BH-18 (22.5-25) **Lab ID: 92494609008** Collected: 09/08/20 11:35 Received: 09/09/20 13:57 Matrix: Solid

Results reported on a "dry weight" basis and are adjusted for percent moisture, sample size and any dilutions.

Parameters	Results	Units	Report Limit	DF	Prepared	Analyzed	CAS No.	Qual
8260D/5035A/5030B Volatiles	Analytical Method: EPA 8260D Preparation Method: EPA 5035A/5030B Pace Analytical Services - Charlotte							
cis-1,3-Dichloropropene	ND	ug/kg	6.6	1	09/10/20 09:01	09/10/20 12:23	10061-01-5	
trans-1,3-Dichloropropene	ND	ug/kg	6.6	1	09/10/20 09:01	09/10/20 12:23	10061-02-6	
Diisopropyl ether	ND	ug/kg	6.6	1	09/10/20 09:01	09/10/20 12:23	108-20-3	
Ethylbenzene	ND	ug/kg	6.6	1	09/10/20 09:01	09/10/20 12:23	100-41-4	
Hexachloro-1,3-butadiene	ND	ug/kg	6.6	1	09/10/20 09:01	09/10/20 12:23	87-68-3	
2-Hexanone	ND	ug/kg	65.8	1	09/10/20 09:01	09/10/20 12:23	591-78-6	
Isopropylbenzene (Cumene)	ND	ug/kg	6.6	1	09/10/20 09:01	09/10/20 12:23	98-82-8	
p-Isopropyltoluene	ND	ug/kg	6.6	1	09/10/20 09:01	09/10/20 12:23	99-87-6	
Methylene Chloride	ND	ug/kg	26.3	1	09/10/20 09:01	09/10/20 12:23	75-09-2	
4-Methyl-2-pentanone (MIBK)	ND	ug/kg	65.8	1	09/10/20 09:01	09/10/20 12:23	108-10-1	
Methyl-tert-butyl ether	ND	ug/kg	6.6	1	09/10/20 09:01	09/10/20 12:23	1634-04-4	
Naphthalene	ND	ug/kg	6.6	1	09/10/20 09:01	09/10/20 12:23	91-20-3	
n-Propylbenzene	ND	ug/kg	6.6	1	09/10/20 09:01	09/10/20 12:23	103-65-1	
Styrene	ND	ug/kg	6.6	1	09/10/20 09:01	09/10/20 12:23	100-42-5	
1,1,1,2-Tetrachloroethane	ND	ug/kg	6.6	1	09/10/20 09:01	09/10/20 12:23	630-20-6	
1,1,2,2-Tetrachloroethane	ND	ug/kg	6.6	1	09/10/20 09:01	09/10/20 12:23	79-34-5	
Tetrachloroethene	ND	ug/kg	6.6	1	09/10/20 09:01	09/10/20 12:23	127-18-4	
Toluene	ND	ug/kg	6.6	1	09/10/20 09:01	09/10/20 12:23	108-88-3	
1,2,3-Trichlorobenzene	ND	ug/kg	6.6	1	09/10/20 09:01	09/10/20 12:23	87-61-6	
1,2,4-Trichlorobenzene	ND	ug/kg	6.6	1	09/10/20 09:01	09/10/20 12:23	120-82-1	
1,1,1-Trichloroethane	ND	ug/kg	6.6	1	09/10/20 09:01	09/10/20 12:23	71-55-6	
1,1,2-Trichloroethane	ND	ug/kg	6.6	1	09/10/20 09:01	09/10/20 12:23	79-00-5	
Trichloroethene	ND	ug/kg	6.6	1	09/10/20 09:01	09/10/20 12:23	79-01-6	
Trichlorofluoromethane	ND	ug/kg	6.6	1	09/10/20 09:01	09/10/20 12:23	75-69-4	
1,2,3-Trichloropropane	ND	ug/kg	6.6	1	09/10/20 09:01	09/10/20 12:23	96-18-4	
1,2,4-Trimethylbenzene	ND	ug/kg	6.6	1	09/10/20 09:01	09/10/20 12:23	95-63-6	
1,3,5-Trimethylbenzene	ND	ug/kg	6.6	1	09/10/20 09:01	09/10/20 12:23	108-67-8	
Vinyl acetate	ND	ug/kg	65.8	1	09/10/20 09:01	09/10/20 12:23	108-05-4	
Vinyl chloride	ND	ug/kg	13.2	1	09/10/20 09:01	09/10/20 12:23	75-01-4	
Xylene (Total)	ND	ug/kg	13.2	1	09/10/20 09:01	09/10/20 12:23	1330-20-7	
m&p-Xylene	ND	ug/kg	13.2	1	09/10/20 09:01	09/10/20 12:23	179601-23-1	
o-Xylene	ND	ug/kg	6.6	1	09/10/20 09:01	09/10/20 12:23	95-47-6	
Surrogates								
Toluene-d8 (S)	103	%	70-130	1	09/10/20 09:01	09/10/20 12:23	2037-26-5	
4-Bromofluorobenzene (S)	106	%	70-130	1	09/10/20 09:01	09/10/20 12:23	460-00-4	
1,2-Dichloroethane-d4 (S)	101	%	70-132	1	09/10/20 09:01	09/10/20 12:23	17060-07-0	
Percent Moisture	Analytical Method: ASTM D2974-87 Pace Analytical Services - Charlotte							
Percent Moisture	**20.4**	%	0.10	1		09/09/20 17:29		
Total Solids 2540 G-2011	Analytical Method: SM 2540G Preparation Method: SM 2540 G Pace National - Mt. Juliet							
Total Solids	**80.8**	%		1	09/10/20 13:47	09/10/20 13:57		

REPORT OF LABORATORY ANALYSIS

This report shall not be reproduced, except in full,
without the written consent of Pace Analytical Services, LLC.

Pace Analytical Services, LLC
9800 Kincey Ave. Suite 100
Huntersville, NC 28078
(704)875-9092

ANALYTICAL RESULTS

Project: Colonial Pipeline (9/4-9/8 SL)
Pace Project No.: 92494609

Sample: BH-15 (7.5-10) **Lab ID: 92494609009** Collected: 09/07/20 11:35 Received: 09/09/20 13:57 Matrix: Solid

Results reported on a "dry weight" basis and are adjusted for percent moisture, sample size and any dilutions.

Parameters	Results	Units	Report Limit	DF	Prepared	Analyzed	CAS No.	Qual
MADEPV	Analytical Method: MADEP VPH Preparation Method: MADEPV Pace National - Mt. Juliet							
Aliphatic (C05-C08)	ND	mg/kg	7.77	1.02	09/07/20 11:35	09/11/20 01:51		
Aliphatic (C09-C12)	ND	mg/kg	7.77	1.02	09/07/20 11:35	09/11/20 01:51		
Aromatic (C09-C10),Unadjusted	ND	mg/kg	7.77	1.02	09/07/20 11:35	09/11/20 01:51	TPHC9C10A	
Total VPH	ND	mg/kg	7.77	1.02	09/07/20 11:35	09/11/20 01:51	VPH	
Surrogates								
2,5-Dibromotoluene (FID)	94.2	%	70.0-130	1.02	09/07/20 11:35	09/11/20 01:51	615-59-8FID	
2,5-Dibromotoluene (PID)	90.5	%	70.0-130	1.02	09/07/20 11:35	09/11/20 01:51	615-59-8PID	
8260D/5035A/5030B Volatiles	Analytical Method: EPA 8260D Preparation Method: EPA 5035A/5030B Pace Analytical Services - Charlotte							
Acetone	ND	ug/kg	118	1	09/10/20 09:01	09/10/20 12:41	67-64-1	
Benzene	ND	ug/kg	5.9	1	09/10/20 09:01	09/10/20 12:41	71-43-2	
Bromobenzene	ND	ug/kg	5.9	1	09/10/20 09:01	09/10/20 12:41	108-86-1	
Bromochloromethane	ND	ug/kg	5.9	1	09/10/20 09:01	09/10/20 12:41	74-97-5	
Bromodichloromethane	ND	ug/kg	5.9	1	09/10/20 09:01	09/10/20 12:41	75-27-4	
Bromoform	ND	ug/kg	5.9	1	09/10/20 09:01	09/10/20 12:41	75-25-2	
Bromomethane	ND	ug/kg	11.8	1	09/10/20 09:01	09/10/20 12:41	74-83-9	
2-Butanone (MEK)	ND	ug/kg	118	1	09/10/20 09:01	09/10/20 12:41	78-93-3	
n-Butylbenzene	ND	ug/kg	5.9	1	09/10/20 09:01	09/10/20 12:41	104-51-8	
sec-Butylbenzene	ND	ug/kg	5.9	1	09/10/20 09:01	09/10/20 12:41	135-98-8	
tert-Butylbenzene	ND	ug/kg	5.9	1	09/10/20 09:01	09/10/20 12:41	98-06-6	
Carbon tetrachloride	ND	ug/kg	5.9	1	09/10/20 09:01	09/10/20 12:41	56-23-5	
Chlorobenzene	ND	ug/kg	5.9	1	09/10/20 09:01	09/10/20 12:41	108-90-7	
Chloroethane	ND	ug/kg	11.8	1	09/10/20 09:01	09/10/20 12:41	75-00-3	
Chloroform	ND	ug/kg	5.9	1	09/10/20 09:01	09/10/20 12:41	67-66-3	
Chloromethane	ND	ug/kg	11.8	1	09/10/20 09:01	09/10/20 12:41	74-87-3	
2-Chlorotoluene	ND	ug/kg	5.9	1	09/10/20 09:01	09/10/20 12:41	95-49-8	
4-Chlorotoluene	ND	ug/kg	5.9	1	09/10/20 09:01	09/10/20 12:41	106-43-4	
1,2-Dibromo-3-chloropropane	ND	ug/kg	5.9	1	09/10/20 09:01	09/10/20 12:41	96-12-8	
Dibromochloromethane	ND	ug/kg	5.9	1	09/10/20 09:01	09/10/20 12:41	124-48-1	
1,2-Dibromoethane (EDB)	ND	ug/kg	5.9	1	09/10/20 09:01	09/10/20 12:41	106-93-4	
Dibromomethane	ND	ug/kg	5.9	1	09/10/20 09:01	09/10/20 12:41	74-95-3	
1,2-Dichlorobenzene	ND	ug/kg	5.9	1	09/10/20 09:01	09/10/20 12:41	95-50-1	
1,3-Dichlorobenzene	ND	ug/kg	5.9	1	09/10/20 09:01	09/10/20 12:41	541-73-1	
1,4-Dichlorobenzene	ND	ug/kg	5.9	1	09/10/20 09:01	09/10/20 12:41	106-46-7	
Dichlorodifluoromethane	ND	ug/kg	11.8	1	09/10/20 09:01	09/10/20 12:41	75-71-8	v1
1,1-Dichloroethane	ND	ug/kg	5.9	1	09/10/20 09:01	09/10/20 12:41	75-34-3	
1,2-Dichloroethane	ND	ug/kg	5.9	1	09/10/20 09:01	09/10/20 12:41	107-06-2	
1,1-Dichloroethene	ND	ug/kg	5.9	1	09/10/20 09:01	09/10/20 12:41	75-35-4	
cis-1,2-Dichloroethene	ND	ug/kg	5.9	1	09/10/20 09:01	09/10/20 12:41	156-59-2	
trans-1,2-Dichloroethene	ND	ug/kg	5.9	1	09/10/20 09:01	09/10/20 12:41	156-60-5	
1,2-Dichloropropane	ND	ug/kg	5.9	1	09/10/20 09:01	09/10/20 12:41	78-87-5	
1,3-Dichloropropane	ND	ug/kg	5.9	1	09/10/20 09:01	09/10/20 12:41	142-28-9	
2,2-Dichloropropane	ND	ug/kg	5.9	1	09/10/20 09:01	09/10/20 12:41	594-20-7	
1,1-Dichloropropene	ND	ug/kg	5.9	1	09/10/20 09:01	09/10/20 12:41	563-58-6	

REPORT OF LABORATORY ANALYSIS

This report shall not be reproduced, except in full,
without the written consent of Pace Analytical Services, LLC.

Pace Analytical Services, LLC
9800 Kincey Ave. Suite 100
Huntersville, NC 28078
(704)875-9092

ANALYTICAL RESULTS

Project: Colonial Pipeline (9/4-9/8 SL)
Pace Project No.: 92494609

Sample: BH-15 (7.5-10) **Lab ID: 92494609009** Collected: 09/07/20 11:35 Received: 09/09/20 13:57 Matrix: Solid

Results reported on a "dry weight" basis and are adjusted for percent moisture, sample size and any dilutions.

Parameters	Results	Units	Report Limit	DF	Prepared	Analyzed	CAS No.	Qual
8260D/5035A/5030B Volatiles	Analytical Method: EPA 8260D Preparation Method: EPA 5035A/5030B Pace Analytical Services - Charlotte							
cis-1,3-Dichloropropene	ND	ug/kg	5.9	1	09/10/20 09:01	09/10/20 12:41	10061-01-5	
trans-1,3-Dichloropropene	ND	ug/kg	5.9	1	09/10/20 09:01	09/10/20 12:41	10061-02-6	
Diisopropyl ether	ND	ug/kg	5.9	1	09/10/20 09:01	09/10/20 12:41	108-20-3	
Ethylbenzene	ND	ug/kg	5.9	1	09/10/20 09:01	09/10/20 12:41	100-41-4	
Hexachloro-1,3-butadiene	ND	ug/kg	5.9	1	09/10/20 09:01	09/10/20 12:41	87-68-3	
2-Hexanone	ND	ug/kg	58.8	1	09/10/20 09:01	09/10/20 12:41	591-78-6	
Isopropylbenzene (Cumene)	ND	ug/kg	5.9	1	09/10/20 09:01	09/10/20 12:41	98-82-8	
p-Isopropyltoluene	ND	ug/kg	5.9	1	09/10/20 09:01	09/10/20 12:41	99-87-6	
Methylene Chloride	ND	ug/kg	23.5	1	09/10/20 09:01	09/10/20 12:41	75-09-2	
4-Methyl-2-pentanone (MIBK)	ND	ug/kg	58.8	1	09/10/20 09:01	09/10/20 12:41	108-10-1	
Methyl-tert-butyl ether	ND	ug/kg	5.9	1	09/10/20 09:01	09/10/20 12:41	1634-04-4	
Naphthalene	ND	ug/kg	5.9	1	09/10/20 09:01	09/10/20 12:41	91-20-3	
n-Propylbenzene	ND	ug/kg	5.9	1	09/10/20 09:01	09/10/20 12:41	103-65-1	
Styrene	ND	ug/kg	5.9	1	09/10/20 09:01	09/10/20 12:41	100-42-5	
1,1,1,2-Tetrachloroethane	ND	ug/kg	5.9	1	09/10/20 09:01	09/10/20 12:41	630-20-6	
1,1,2,2-Tetrachloroethane	ND	ug/kg	5.9	1	09/10/20 09:01	09/10/20 12:41	79-34-5	
Tetrachloroethene	ND	ug/kg	5.9	1	09/10/20 09:01	09/10/20 12:41	127-18-4	
Toluene	ND	ug/kg	5.9	1	09/10/20 09:01	09/10/20 12:41	108-88-3	
1,2,3-Trichlorobenzene	ND	ug/kg	5.9	1	09/10/20 09:01	09/10/20 12:41	87-61-6	
1,2,4-Trichlorobenzene	ND	ug/kg	5.9	1	09/10/20 09:01	09/10/20 12:41	120-82-1	
1,1,1-Trichloroethane	ND	ug/kg	5.9	1	09/10/20 09:01	09/10/20 12:41	71-55-6	
1,1,2-Trichloroethane	ND	ug/kg	5.9	1	09/10/20 09:01	09/10/20 12:41	79-00-5	
Trichloroethene	ND	ug/kg	5.9	1	09/10/20 09:01	09/10/20 12:41	79-01-6	
Trichlorofluoromethane	ND	ug/kg	5.9	1	09/10/20 09:01	09/10/20 12:41	75-69-4	
1,2,3-Trichloropropane	ND	ug/kg	5.9	1	09/10/20 09:01	09/10/20 12:41	96-18-4	
1,2,4-Trimethylbenzene	ND	ug/kg	5.9	1	09/10/20 09:01	09/10/20 12:41	95-63-6	
1,3,5-Trimethylbenzene	ND	ug/kg	5.9	1	09/10/20 09:01	09/10/20 12:41	108-67-8	
Vinyl acetate	ND	ug/kg	58.8	1	09/10/20 09:01	09/10/20 12:41	108-05-4	
Vinyl chloride	ND	ug/kg	11.8	1	09/10/20 09:01	09/10/20 12:41	75-01-4	
Xylene (Total)	ND	ug/kg	11.8	1	09/10/20 09:01	09/10/20 12:41	1330-20-7	
m&p-Xylene	ND	ug/kg	11.8	1	09/10/20 09:01	09/10/20 12:41	179601-23-1	
o-Xylene	ND	ug/kg	5.9	1	09/10/20 09:01	09/10/20 12:41	95-47-6	
Surrogates								
Toluene-d8 (S)	101	%	70-130	1	09/10/20 09:01	09/10/20 12:41	2037-26-5	
4-Bromofluorobenzene (S)	104	%	70-130	1	09/10/20 09:01	09/10/20 12:41	460-00-4	
1,2-Dichloroethane-d4 (S)	101	%	70-132	1	09/10/20 09:01	09/10/20 12:41	17060-07-0	
Percent Moisture	Analytical Method: ASTM D2974-87 Pace Analytical Services - Charlotte							
Percent Moisture	**19.9**	%	0.10	1		09/09/20 17:29		
Total Solids 2540 G-2011	Analytical Method: SM 2540G Preparation Method: SM 2540 G Pace National - Mt. Juliet							
Total Solids	**79.1**	%		1	09/10/20 13:47	09/10/20 13:57		

REPORT OF LABORATORY ANALYSIS

This report shall not be reproduced, except in full,
without the written consent of Pace Analytical Services, LLC.

Pace Analytical Services, LLC
9800 Kincey Ave. Suite 100
Huntersville, NC 28078
(704)875-9092

ANALYTICAL RESULTS

Project: Colonial Pipeline (9/4-9/8 SL)
Pace Project No.: 92494609

Sample: BH-15 (12.5-15) **Lab ID: 92494609010** Collected: 09/07/20 11:30 Received: 09/09/20 13:57 Matrix: Solid

Results reported on a "dry weight" basis and are adjusted for percent moisture, sample size and any dilutions.

Parameters	Results	Units	Report Limit	DF	Prepared	Analyzed	CAS No.	Qual
MADEPV	Analytical Method: MADEP VPH Preparation Method: MADEPV Pace National - Mt. Juliet							
Aliphatic (C05-C08)	ND	mg/kg	8.49	1.18	09/07/20 11:30	09/11/20 06:33		
Aliphatic (C09-C12)	ND	mg/kg	8.49	1.18	09/07/20 11:30	09/11/20 06:33		
Aromatic (C09-C10),Unadjusted	ND	mg/kg	8.49	1.18	09/07/20 11:30	09/11/20 06:33	TPHC9C10A	
Total VPH	ND	mg/kg	8.49	1.18	09/07/20 11:30	09/11/20 06:33	VPH	
Surrogates								
2,5-Dibromotoluene (FID)	100	%	70.0-130	1.18	09/07/20 11:30	09/11/20 06:33	615-59-8FID	
2,5-Dibromotoluene (PID)	92.1	%	70.0-130	1.18	09/07/20 11:30	09/11/20 06:33	615-59-8PID	
8260D/5035A/5030B Volatiles	Analytical Method: EPA 8260D Preparation Method: EPA 5035A/5030B Pace Analytical Services - Charlotte							
Acetone	ND	ug/kg	124	1	09/10/20 09:01	09/10/20 12:58	67-64-1	
Benzene	ND	ug/kg	6.2	1	09/10/20 09:01	09/10/20 12:58	71-43-2	
Bromobenzene	ND	ug/kg	6.2	1	09/10/20 09:01	09/10/20 12:58	108-86-1	
Bromochloromethane	ND	ug/kg	6.2	1	09/10/20 09:01	09/10/20 12:58	74-97-5	
Bromodichloromethane	ND	ug/kg	6.2	1	09/10/20 09:01	09/10/20 12:58	75-27-4	
Bromoform	ND	ug/kg	6.2	1	09/10/20 09:01	09/10/20 12:58	75-25-2	
Bromomethane	ND	ug/kg	12.4	1	09/10/20 09:01	09/10/20 12:58	74-83-9	
2-Butanone (MEK)	ND	ug/kg	124	1	09/10/20 09:01	09/10/20 12:58	78-93-3	
n-Butylbenzene	ND	ug/kg	6.2	1	09/10/20 09:01	09/10/20 12:58	104-51-8	
sec-Butylbenzene	ND	ug/kg	6.2	1	09/10/20 09:01	09/10/20 12:58	135-98-8	
tert-Butylbenzene	ND	ug/kg	6.2	1	09/10/20 09:01	09/10/20 12:58	98-06-6	
Carbon tetrachloride	ND	ug/kg	6.2	1	09/10/20 09:01	09/10/20 12:58	56-23-5	
Chlorobenzene	ND	ug/kg	6.2	1	09/10/20 09:01	09/10/20 12:58	108-90-7	
Chloroethane	ND	ug/kg	12.4	1	09/10/20 09:01	09/10/20 12:58	75-00-3	
Chloroform	ND	ug/kg	6.2	1	09/10/20 09:01	09/10/20 12:58	67-66-3	
Chloromethane	ND	ug/kg	12.4	1	09/10/20 09:01	09/10/20 12:58	74-87-3	
2-Chlorotoluene	ND	ug/kg	6.2	1	09/10/20 09:01	09/10/20 12:58	95-49-8	
4-Chlorotoluene	ND	ug/kg	6.2	1	09/10/20 09:01	09/10/20 12:58	106-43-4	
1,2-Dibromo-3-chloropropane	ND	ug/kg	6.2	1	09/10/20 09:01	09/10/20 12:58	96-12-8	
Dibromochloromethane	ND	ug/kg	6.2	1	09/10/20 09:01	09/10/20 12:58	124-48-1	
1,2-Dibromoethane (EDB)	ND	ug/kg	6.2	1	09/10/20 09:01	09/10/20 12:58	106-93-4	
Dibromomethane	ND	ug/kg	6.2	1	09/10/20 09:01	09/10/20 12:58	74-95-3	
1,2-Dichlorobenzene	ND	ug/kg	6.2	1	09/10/20 09:01	09/10/20 12:58	95-50-1	
1,3-Dichlorobenzene	ND	ug/kg	6.2	1	09/10/20 09:01	09/10/20 12:58	541-73-1	
1,4-Dichlorobenzene	ND	ug/kg	6.2	1	09/10/20 09:01	09/10/20 12:58	106-46-7	
Dichlorodifluoromethane	ND	ug/kg	12.4	1	09/10/20 09:01	09/10/20 12:58	75-71-8	v1
1,1-Dichloroethane	ND	ug/kg	6.2	1	09/10/20 09:01	09/10/20 12:58	75-34-3	
1,2-Dichloroethane	ND	ug/kg	6.2	1	09/10/20 09:01	09/10/20 12:58	107-06-2	
1,1-Dichloroethene	ND	ug/kg	6.2	1	09/10/20 09:01	09/10/20 12:58	75-35-4	
cis-1,2-Dichloroethene	ND	ug/kg	6.2	1	09/10/20 09:01	09/10/20 12:58	156-59-2	
trans-1,2-Dichloroethene	ND	ug/kg	6.2	1	09/10/20 09:01	09/10/20 12:58	156-60-5	
1,2-Dichloropropane	ND	ug/kg	6.2	1	09/10/20 09:01	09/10/20 12:58	78-87-5	
1,3-Dichloropropane	ND	ug/kg	6.2	1	09/10/20 09:01	09/10/20 12:58	142-28-9	
2,2-Dichloropropane	ND	ug/kg	6.2	1	09/10/20 09:01	09/10/20 12:58	594-20-7	
1,1-Dichloropropene	ND	ug/kg	6.2	1	09/10/20 09:01	09/10/20 12:58	563-58-6	

REPORT OF LABORATORY ANALYSIS

This report shall not be reproduced, except in full,
without the written consent of Pace Analytical Services, LLC.

Pace Analytical Services, LLC
9800 Kincey Ave. Suite 100
Huntersville, NC 28078
(704)875-9092

ANALYTICAL RESULTS

Project: Colonial Pipeline (9/4-9/8 SL)
Pace Project No.: 92494609

Sample: BH-15 (12.5-15) **Lab ID: 92494609010** Collected: 09/07/20 11:30 Received: 09/09/20 13:57 Matrix: Solid

Results reported on a "dry weight" basis and are adjusted for percent moisture, sample size and any dilutions.

Parameters	Results	Units	Report Limit	DF	Prepared	Analyzed	CAS No.	Qual
8260D/5035A/5030B Volatiles	Analytical Method: EPA 8260D Preparation Method: EPA 5035A/5030B Pace Analytical Services - Charlotte							
cis-1,3-Dichloropropene	ND	ug/kg	6.2	1	09/10/20 09:01	09/10/20 12:58	10061-01-5	
trans-1,3-Dichloropropene	ND	ug/kg	6.2	1	09/10/20 09:01	09/10/20 12:58	10061-02-6	
Diisopropyl ether	ND	ug/kg	6.2	1	09/10/20 09:01	09/10/20 12:58	108-20-3	
Ethylbenzene	ND	ug/kg	6.2	1	09/10/20 09:01	09/10/20 12:58	100-41-4	
Hexachloro-1,3-butadiene	ND	ug/kg	6.2	1	09/10/20 09:01	09/10/20 12:58	87-68-3	
2-Hexanone	ND	ug/kg	62.2	1	09/10/20 09:01	09/10/20 12:58	591-78-6	
Isopropylbenzene (Cumene)	ND	ug/kg	6.2	1	09/10/20 09:01	09/10/20 12:58	98-82-8	
p-Isopropyltoluene	ND	ug/kg	6.2	1	09/10/20 09:01	09/10/20 12:58	99-87-6	
Methylene Chloride	ND	ug/kg	24.9	1	09/10/20 09:01	09/10/20 12:58	75-09-2	
4-Methyl-2-pentanone (MIBK)	ND	ug/kg	62.2	1	09/10/20 09:01	09/10/20 12:58	108-10-1	
Methyl-tert-butyl ether	ND	ug/kg	6.2	1	09/10/20 09:01	09/10/20 12:58	1634-04-4	
Naphthalene	ND	ug/kg	6.2	1	09/10/20 09:01	09/10/20 12:58	91-20-3	
n-Propylbenzene	ND	ug/kg	6.2	1	09/10/20 09:01	09/10/20 12:58	103-65-1	
Styrene	ND	ug/kg	6.2	1	09/10/20 09:01	09/10/20 12:58	100-42-5	
1,1,1,2-Tetrachloroethane	ND	ug/kg	6.2	1	09/10/20 09:01	09/10/20 12:58	630-20-6	
1,1,2,2-Tetrachloroethane	ND	ug/kg	6.2	1	09/10/20 09:01	09/10/20 12:58	79-34-5	
Tetrachloroethene	ND	ug/kg	6.2	1	09/10/20 09:01	09/10/20 12:58	127-18-4	
Toluene	ND	ug/kg	6.2	1	09/10/20 09:01	09/10/20 12:58	108-88-3	
1,2,3-Trichlorobenzene	ND	ug/kg	6.2	1	09/10/20 09:01	09/10/20 12:58	87-61-6	
1,2,4-Trichlorobenzene	ND	ug/kg	6.2	1	09/10/20 09:01	09/10/20 12:58	120-82-1	
1,1,1-Trichloroethane	ND	ug/kg	6.2	1	09/10/20 09:01	09/10/20 12:58	71-55-6	
1,1,2-Trichloroethane	ND	ug/kg	6.2	1	09/10/20 09:01	09/10/20 12:58	79-00-5	
Trichloroethene	ND	ug/kg	6.2	1	09/10/20 09:01	09/10/20 12:58	79-01-6	
Trichlorofluoromethane	ND	ug/kg	6.2	1	09/10/20 09:01	09/10/20 12:58	75-69-4	
1,2,3-Trichloropropane	ND	ug/kg	6.2	1	09/10/20 09:01	09/10/20 12:58	96-18-4	
1,2,4-Trimethylbenzene	ND	ug/kg	6.2	1	09/10/20 09:01	09/10/20 12:58	95-63-6	
1,3,5-Trimethylbenzene	ND	ug/kg	6.2	1	09/10/20 09:01	09/10/20 12:58	108-67-8	
Vinyl acetate	ND	ug/kg	62.2	1	09/10/20 09:01	09/10/20 12:58	108-05-4	
Vinyl chloride	ND	ug/kg	12.4	1	09/10/20 09:01	09/10/20 12:58	75-01-4	
Xylene (Total)	ND	ug/kg	12.4	1	09/10/20 09:01	09/10/20 12:58	1330-20-7	
m&p-Xylene	ND	ug/kg	12.4	1	09/10/20 09:01	09/10/20 12:58	179601-23-1	
o-Xylene	ND	ug/kg	6.2	1	09/10/20 09:01	09/10/20 12:58	95-47-6	
Surrogates								
Toluene-d8 (S)	101	%	70-130	1	09/10/20 09:01	09/10/20 12:58	2037-26-5	
4-Bromofluorobenzene (S)	100	%	70-130	1	09/10/20 09:01	09/10/20 12:58	460-00-4	
1,2-Dichloroethane-d4 (S)	97	%	70-132	1	09/10/20 09:01	09/10/20 12:58	17060-07-0	
Percent Moisture	Analytical Method: ASTM D2974-87 Pace Analytical Services - Charlotte							
Percent Moisture	**16.1**	%	0.10	1		09/09/20 17:29		
Total Solids 2540 G-2011	Analytical Method: SM 2540G Preparation Method: SM 2540 G Pace National - Mt. Juliet							
Total Solids	**80.8**	%		1	09/10/20 13:47	09/10/20 13:57		

REPORT OF LABORATORY ANALYSIS

This report shall not be reproduced, except in full,
without the written consent of Pace Analytical Services, LLC.

Pace Analytical Services, LLC
9800 Kincey Ave. Suite 100
Huntersville, NC 28078
(704)875-9092

ANALYTICAL RESULTS

Project: Colonial Pipeline (9/4-9/8 SL)
Pace Project No.: 92494609

Sample: BH-14 (10-12.5) **Lab ID: 92494609011** Collected: 09/05/20 17:00 Received: 09/09/20 13:57 Matrix: Solid

Results reported on a "dry weight" basis and are adjusted for percent moisture, sample size and any dilutions.

Parameters	Results	Units	Report Limit	DF	Prepared	Analyzed	CAS No.	Qual
MADEPV	Analytical Method: MADEP VPH Preparation Method: MADEPV Pace National - Mt. Juliet							
Aliphatic (C05-C08)	ND	mg/kg	7.09	1.12	09/05/20 17:00	09/11/20 07:06		
Aliphatic (C09-C12)	ND	mg/kg	7.09	1.12	09/05/20 17:00	09/11/20 07:06		
Aromatic (C09-C10),Unadjusted	ND	mg/kg	7.09	1.12	09/05/20 17:00	09/11/20 07:06	TPHC9C10A	
Total VPH	ND	mg/kg	7.09	1.12	09/05/20 17:00	09/11/20 07:06	VPH	
Surrogates								
2,5-Dibromotoluene (FID)	100	%	70.0-130	1.12	09/05/20 17:00	09/11/20 07:06	615-59-8FID	
2,5-Dibromotoluene (PID)	94.7	%	70.0-130	1.12	09/05/20 17:00	09/11/20 07:06	615-59-8PID	
8260D/5035A/5030B Volatiles	Analytical Method: EPA 8260D Preparation Method: EPA 5035A/5030B Pace Analytical Services - Charlotte							
Acetone	ND	ug/kg	118	1	09/10/20 09:01	09/10/20 13:16	67-64-1	
Benzene	ND	ug/kg	5.9	1	09/10/20 09:01	09/10/20 13:16	71-43-2	
Bromobenzene	ND	ug/kg	5.9	1	09/10/20 09:01	09/10/20 13:16	108-86-1	
Bromochloromethane	ND	ug/kg	5.9	1	09/10/20 09:01	09/10/20 13:16	74-97-5	
Bromodichloromethane	ND	ug/kg	5.9	1	09/10/20 09:01	09/10/20 13:16	75-27-4	
Bromoform	ND	ug/kg	5.9	1	09/10/20 09:01	09/10/20 13:16	75-25-2	
Bromomethane	ND	ug/kg	11.8	1	09/10/20 09:01	09/10/20 13:16	74-83-9	
2-Butanone (MEK)	ND	ug/kg	118	1	09/10/20 09:01	09/10/20 13:16	78-93-3	
n-Butylbenzene	ND	ug/kg	5.9	1	09/10/20 09:01	09/10/20 13:16	104-51-8	
sec-Butylbenzene	ND	ug/kg	5.9	1	09/10/20 09:01	09/10/20 13:16	135-98-8	
tert-Butylbenzene	ND	ug/kg	5.9	1	09/10/20 09:01	09/10/20 13:16	98-06-6	
Carbon tetrachloride	ND	ug/kg	5.9	1	09/10/20 09:01	09/10/20 13:16	56-23-5	
Chlorobenzene	ND	ug/kg	5.9	1	09/10/20 09:01	09/10/20 13:16	108-90-7	
Chloroethane	ND	ug/kg	11.8	1	09/10/20 09:01	09/10/20 13:16	75-00-3	
Chloroform	ND	ug/kg	5.9	1	09/10/20 09:01	09/10/20 13:16	67-66-3	
Chloromethane	ND	ug/kg	11.8	1	09/10/20 09:01	09/10/20 13:16	74-87-3	
2-Chlorotoluene	ND	ug/kg	5.9	1	09/10/20 09:01	09/10/20 13:16	95-49-8	
4-Chlorotoluene	ND	ug/kg	5.9	1	09/10/20 09:01	09/10/20 13:16	106-43-4	
1,2-Dibromo-3-chloropropane	ND	ug/kg	5.9	1	09/10/20 09:01	09/10/20 13:16	96-12-8	
Dibromochloromethane	ND	ug/kg	5.9	1	09/10/20 09:01	09/10/20 13:16	124-48-1	
1,2-Dibromoethane (EDB)	ND	ug/kg	5.9	1	09/10/20 09:01	09/10/20 13:16	106-93-4	
Dibromomethane	ND	ug/kg	5.9	1	09/10/20 09:01	09/10/20 13:16	74-95-3	
1,2-Dichlorobenzene	ND	ug/kg	5.9	1	09/10/20 09:01	09/10/20 13:16	95-50-1	
1,3-Dichlorobenzene	ND	ug/kg	5.9	1	09/10/20 09:01	09/10/20 13:16	541-73-1	
1,4-Dichlorobenzene	ND	ug/kg	5.9	1	09/10/20 09:01	09/10/20 13:16	106-46-7	
Dichlorodifluoromethane	ND	ug/kg	11.8	1	09/10/20 09:01	09/10/20 13:16	75-71-8	v1
1,1-Dichloroethane	ND	ug/kg	5.9	1	09/10/20 09:01	09/10/20 13:16	75-34-3	
1,2-Dichloroethane	ND	ug/kg	5.9	1	09/10/20 09:01	09/10/20 13:16	107-06-2	
1,1-Dichloroethene	ND	ug/kg	5.9	1	09/10/20 09:01	09/10/20 13:16	75-35-4	
cis-1,2-Dichloroethene	ND	ug/kg	5.9	1	09/10/20 09:01	09/10/20 13:16	156-59-2	
trans-1,2-Dichloroethene	ND	ug/kg	5.9	1	09/10/20 09:01	09/10/20 13:16	156-60-5	
1,2-Dichloropropane	ND	ug/kg	5.9	1	09/10/20 09:01	09/10/20 13:16	78-87-5	
1,3-Dichloropropane	ND	ug/kg	5.9	1	09/10/20 09:01	09/10/20 13:16	142-28-9	
2,2-Dichloropropane	ND	ug/kg	5.9	1	09/10/20 09:01	09/10/20 13:16	594-20-7	
1,1-Dichloropropene	ND	ug/kg	5.9	1	09/10/20 09:01	09/10/20 13:16	563-58-6	

This report shall not be reproduced, except in full,
without the written consent of Pace Analytical Services, LLC.

Pace Analytical Services, LLC
9800 Kincey Ave. Suite 100
Huntersville, NC 28078
(704)875-9092

ANALYTICAL RESULTS

Project: Colonial Pipeline (9/4-9/8 SL)
Pace Project No.: 92494609

Sample: BH-14 (10-12.5) **Lab ID: 92494609011** Collected: 09/05/20 17:00 Received: 09/09/20 13:57 Matrix: Solid

Results reported on a "dry weight" basis and are adjusted for percent moisture, sample size and any dilutions.

Parameters	Results	Units	Report Limit	DF	Prepared	Analyzed	CAS No.	Qual
8260D/5035A/5030B Volatiles	Analytical Method: EPA 8260D Preparation Method: EPA 5035A/5030B Pace Analytical Services - Charlotte							
cis-1,3-Dichloropropene	ND	ug/kg	5.9	1	09/10/20 09:01	09/10/20 13:16	10061-01-5	
trans-1,3-Dichloropropene	ND	ug/kg	5.9	1	09/10/20 09:01	09/10/20 13:16	10061-02-6	
Diisopropyl ether	ND	ug/kg	5.9	1	09/10/20 09:01	09/10/20 13:16	108-20-3	
Ethylbenzene	ND	ug/kg	5.9	1	09/10/20 09:01	09/10/20 13:16	100-41-4	
Hexachloro-1,3-butadiene	ND	ug/kg	5.9	1	09/10/20 09:01	09/10/20 13:16	87-68-3	
2-Hexanone	ND	ug/kg	59.1	1	09/10/20 09:01	09/10/20 13:16	591-78-6	
Isopropylbenzene (Cumene)	ND	ug/kg	5.9	1	09/10/20 09:01	09/10/20 13:16	98-82-8	
p-Isopropyltoluene	ND	ug/kg	5.9	1	09/10/20 09:01	09/10/20 13:16	99-87-6	
Methylene Chloride	ND	ug/kg	23.6	1	09/10/20 09:01	09/10/20 13:16	75-09-2	
4-Methyl-2-pentanone (MIBK)	ND	ug/kg	59.1	1	09/10/20 09:01	09/10/20 13:16	108-10-1	
Methyl-tert-butyl ether	ND	ug/kg	5.9	1	09/10/20 09:01	09/10/20 13:16	1634-04-4	
Naphthalene	ND	ug/kg	5.9	1	09/10/20 09:01	09/10/20 13:16	91-20-3	
n-Propylbenzene	ND	ug/kg	5.9	1	09/10/20 09:01	09/10/20 13:16	103-65-1	
Styrene	ND	ug/kg	5.9	1	09/10/20 09:01	09/10/20 13:16	100-42-5	
1,1,1,2-Tetrachloroethane	ND	ug/kg	5.9	1	09/10/20 09:01	09/10/20 13:16	630-20-6	
1,1,2,2-Tetrachloroethane	ND	ug/kg	5.9	1	09/10/20 09:01	09/10/20 13:16	79-34-5	
Tetrachloroethene	ND	ug/kg	5.9	1	09/10/20 09:01	09/10/20 13:16	127-18-4	
Toluene	ND	ug/kg	5.9	1	09/10/20 09:01	09/10/20 13:16	108-88-3	
1,2,3-Trichlorobenzene	ND	ug/kg	5.9	1	09/10/20 09:01	09/10/20 13:16	87-61-6	
1,2,4-Trichlorobenzene	ND	ug/kg	5.9	1	09/10/20 09:01	09/10/20 13:16	120-82-1	
1,1,1-Trichloroethane	ND	ug/kg	5.9	1	09/10/20 09:01	09/10/20 13:16	71-55-6	
1,1,2-Trichloroethane	ND	ug/kg	5.9	1	09/10/20 09:01	09/10/20 13:16	79-00-5	
Trichloroethene	ND	ug/kg	5.9	1	09/10/20 09:01	09/10/20 13:16	79-01-6	
Trichlorofluoromethane	ND	ug/kg	5.9	1	09/10/20 09:01	09/10/20 13:16	75-69-4	
1,2,3-Trichloropropane	ND	ug/kg	5.9	1	09/10/20 09:01	09/10/20 13:16	96-18-4	
1,2,4-Trimethylbenzene	ND	ug/kg	5.9	1	09/10/20 09:01	09/10/20 13:16	95-63-6	
1,3,5-Trimethylbenzene	ND	ug/kg	5.9	1	09/10/20 09:01	09/10/20 13:16	108-67-8	
Vinyl acetate	ND	ug/kg	59.1	1	09/10/20 09:01	09/10/20 13:16	108-05-4	
Vinyl chloride	ND	ug/kg	11.8	1	09/10/20 09:01	09/10/20 13:16	75-01-4	
Xylene (Total)	ND	ug/kg	11.8	1	09/10/20 09:01	09/10/20 13:16	1330-20-7	
m&p-Xylene	ND	ug/kg	11.8	1	09/10/20 09:01	09/10/20 13:16	179601-23-1	
o-Xylene	ND	ug/kg	5.9	1	09/10/20 09:01	09/10/20 13:16	95-47-6	
Surrogates								
Toluene-d8 (S)	103	%	70-130	1	09/10/20 09:01	09/10/20 13:16	2037-26-5	
4-Bromofluorobenzene (S)	106	%	70-130	1	09/10/20 09:01	09/10/20 13:16	460-00-4	
1,2-Dichloroethane-d4 (S)	100	%	70-132	1	09/10/20 09:01	09/10/20 13:16	17060-07-0	
Percent Moisture	Analytical Method: ASTM D2974-87 Pace Analytical Services - Charlotte							
Percent Moisture	**9.7**	%	0.10	1		09/09/20 17:29		
Total Solids 2540 G-2011	Analytical Method: SM 2540G Preparation Method: SM 2540 G Pace National - Mt. Juliet							
Total Solids	**87.7**	%		1	09/10/20 13:59	09/10/20 14:08		

REPORT OF LABORATORY ANALYSIS

This report shall not be reproduced, except in full,
without the written consent of Pace Analytical Services, LLC.

Pace Analytical Services, LLC
9800 Kincey Ave. Suite 100
Huntersville, NC 28078
(704)875-9092

ANALYTICAL RESULTS

Project: Colonial Pipeline (9/4-9/8 SL)
Pace Project No.: 92494609

Sample: BH-14 (2.5-5) **Lab ID: 92494609012** Collected: 09/05/20 17:05 Received: 09/09/20 13:57 Matrix: Solid

Results reported on a "dry weight" basis and are adjusted for percent moisture, sample size and any dilutions.

Parameters	Results	Units	Report Limit	DF	Prepared	Analyzed	CAS No.	Qual
MADEPV	Analytical Method: MADEP VPH Preparation Method: MADEPV Pace National - Mt. Juliet							
Aliphatic (C05-C08)	ND	mg/kg	8.92	1.29	09/05/20 17:05	09/11/20 07:39		
Aliphatic (C09-C12)	ND	mg/kg	8.92	1.29	09/05/20 17:05	09/11/20 07:39		
Aromatic (C09-C10),Unadjusted	ND	mg/kg	8.92	1.29	09/05/20 17:05	09/11/20 07:39	TPHC9C10A	
Total VPH	ND	mg/kg	8.92	1.29	09/05/20 17:05	09/11/20 07:39	VPH	
Surrogates								
2,5-Dibromotoluene (FID)	95.9	%	70.0-130	1.29	09/05/20 17:05	09/11/20 07:39	615-59-8FID	
2,5-Dibromotoluene (PID)	92.3	%	70.0-130	1.29	09/05/20 17:05	09/11/20 07:39	615-59-8PID	
8260D/5035A/5030B Volatiles	Analytical Method: EPA 8260D Preparation Method: EPA 5035A/5030B Pace Analytical Services - Charlotte							
Acetone	ND	ug/kg	159	1	09/10/20 09:01	09/10/20 13:34	67-64-1	
Benzene	ND	ug/kg	8.0	1	09/10/20 09:01	09/10/20 13:34	71-43-2	
Bromobenzene	ND	ug/kg	8.0	1	09/10/20 09:01	09/10/20 13:34	108-86-1	
Bromochloromethane	ND	ug/kg	8.0	1	09/10/20 09:01	09/10/20 13:34	74-97-5	
Bromodichloromethane	ND	ug/kg	8.0	1	09/10/20 09:01	09/10/20 13:34	75-27-4	
Bromoform	ND	ug/kg	8.0	1	09/10/20 09:01	09/10/20 13:34	75-25-2	
Bromomethane	ND	ug/kg	15.9	1	09/10/20 09:01	09/10/20 13:34	74-83-9	
2-Butanone (MEK)	ND	ug/kg	159	1	09/10/20 09:01	09/10/20 13:34	78-93-3	
n-Butylbenzene	ND	ug/kg	8.0	1	09/10/20 09:01	09/10/20 13:34	104-51-8	
sec-Butylbenzene	ND	ug/kg	8.0	1	09/10/20 09:01	09/10/20 13:34	135-98-8	
tert-Butylbenzene	ND	ug/kg	8.0	1	09/10/20 09:01	09/10/20 13:34	98-06-6	
Carbon tetrachloride	ND	ug/kg	8.0	1	09/10/20 09:01	09/10/20 13:34	56-23-5	
Chlorobenzene	ND	ug/kg	8.0	1	09/10/20 09:01	09/10/20 13:34	108-90-7	
Chloroethane	ND	ug/kg	15.9	1	09/10/20 09:01	09/10/20 13:34	75-00-3	
Chloroform	ND	ug/kg	8.0	1	09/10/20 09:01	09/10/20 13:34	67-66-3	
Chloromethane	ND	ug/kg	15.9	1	09/10/20 09:01	09/10/20 13:34	74-87-3	
2-Chlorotoluene	ND	ug/kg	8.0	1	09/10/20 09:01	09/10/20 13:34	95-49-8	
4-Chlorotoluene	ND	ug/kg	8.0	1	09/10/20 09:01	09/10/20 13:34	106-43-4	
1,2-Dibromo-3-chloropropane	ND	ug/kg	8.0	1	09/10/20 09:01	09/10/20 13:34	96-12-8	
Dibromochloromethane	ND	ug/kg	8.0	1	09/10/20 09:01	09/10/20 13:34	124-48-1	
1,2-Dibromoethane (EDB)	ND	ug/kg	8.0	1	09/10/20 09:01	09/10/20 13:34	106-93-4	
Dibromomethane	ND	ug/kg	8.0	1	09/10/20 09:01	09/10/20 13:34	74-95-3	
1,2-Dichlorobenzene	ND	ug/kg	8.0	1	09/10/20 09:01	09/10/20 13:34	95-50-1	
1,3-Dichlorobenzene	ND	ug/kg	8.0	1	09/10/20 09:01	09/10/20 13:34	541-73-1	
1,4-Dichlorobenzene	ND	ug/kg	8.0	1	09/10/20 09:01	09/10/20 13:34	106-46-7	
Dichlorodifluoromethane	ND	ug/kg	15.9	1	09/10/20 09:01	09/10/20 13:34	75-71-8	v1
1,1-Dichloroethane	ND	ug/kg	8.0	1	09/10/20 09:01	09/10/20 13:34	75-34-3	
1,2-Dichloroethane	ND	ug/kg	8.0	1	09/10/20 09:01	09/10/20 13:34	107-06-2	
1,1-Dichloroethene	ND	ug/kg	8.0	1	09/10/20 09:01	09/10/20 13:34	75-35-4	
cis-1,2-Dichloroethene	ND	ug/kg	8.0	1	09/10/20 09:01	09/10/20 13:34	156-59-2	
trans-1,2-Dichloroethene	ND	ug/kg	8.0	1	09/10/20 09:01	09/10/20 13:34	156-60-5	
1,2-Dichloropropane	ND	ug/kg	8.0	1	09/10/20 09:01	09/10/20 13:34	78-87-5	
1,3-Dichloropropane	ND	ug/kg	8.0	1	09/10/20 09:01	09/10/20 13:34	142-28-9	
2,2-Dichloropropane	ND	ug/kg	8.0	1	09/10/20 09:01	09/10/20 13:34	594-20-7	
1,1-Dichloropropene	ND	ug/kg	8.0	1	09/10/20 09:01	09/10/20 13:34	563-58-6	

REPORT OF LABORATORY ANALYSIS

This report shall not be reproduced, except in full,
without the written consent of Pace Analytical Services, LLC.

Pace Analytical Services, LLC
9800 Kincey Ave. Suite 100
Huntersville, NC 28078
(704)875-9092

ANALYTICAL RESULTS

Project: Colonial Pipeline (9/4-9/8 SL)
Pace Project No.: 92494609

Sample: BH-14 (2.5-5) **Lab ID: 92494609012** Collected: 09/05/20 17:05 Received: 09/09/20 13:57 Matrix: Solid

Results reported on a "dry weight" basis and are adjusted for percent moisture, sample size and any dilutions.

Parameters	Results	Units	Report Limit	DF	Prepared	Analyzed	CAS No.	Qual
8260D/5035A/5030B Volatiles	Analytical Method: EPA 8260D Preparation Method: EPA 5035A/5030B Pace Analytical Services - Charlotte							
cis-1,3-Dichloropropene	ND	ug/kg	8.0	1	09/10/20 09:01	09/10/20 13:34	10061-01-5	
trans-1,3-Dichloropropene	ND	ug/kg	8.0	1	09/10/20 09:01	09/10/20 13:34	10061-02-6	
Diisopropyl ether	ND	ug/kg	8.0	1	09/10/20 09:01	09/10/20 13:34	108-20-3	
Ethylbenzene	ND	ug/kg	8.0	1	09/10/20 09:01	09/10/20 13:34	100-41-4	
Hexachloro-1,3-butadiene	ND	ug/kg	8.0	1	09/10/20 09:01	09/10/20 13:34	87-68-3	
2-Hexanone	ND	ug/kg	79.7	1	09/10/20 09:01	09/10/20 13:34	591-78-6	
Isopropylbenzene (Cumene)	ND	ug/kg	8.0	1	09/10/20 09:01	09/10/20 13:34	98-82-8	
p-Isopropyltoluene	ND	ug/kg	8.0	1	09/10/20 09:01	09/10/20 13:34	99-87-6	
Methylene Chloride	ND	ug/kg	31.9	1	09/10/20 09:01	09/10/20 13:34	75-09-2	
4-Methyl-2-pentanone (MIBK)	ND	ug/kg	79.7	1	09/10/20 09:01	09/10/20 13:34	108-10-1	
Methyl-tert-butyl ether	ND	ug/kg	8.0	1	09/10/20 09:01	09/10/20 13:34	1634-04-4	
Naphthalene	ND	ug/kg	8.0	1	09/10/20 09:01	09/10/20 13:34	91-20-3	
n-Propylbenzene	ND	ug/kg	8.0	1	09/10/20 09:01	09/10/20 13:34	103-65-1	
Styrene	ND	ug/kg	8.0	1	09/10/20 09:01	09/10/20 13:34	100-42-5	
1,1,1,2-Tetrachloroethane	ND	ug/kg	8.0	1	09/10/20 09:01	09/10/20 13:34	630-20-6	
1,1,2,2-Tetrachloroethane	ND	ug/kg	8.0	1	09/10/20 09:01	09/10/20 13:34	79-34-5	
Tetrachloroethene	ND	ug/kg	8.0	1	09/10/20 09:01	09/10/20 13:34	127-18-4	
Toluene	ND	ug/kg	8.0	1	09/10/20 09:01	09/10/20 13:34	108-88-3	
1,2,3-Trichlorobenzene	ND	ug/kg	8.0	1	09/10/20 09:01	09/10/20 13:34	87-61-6	
1,2,4-Trichlorobenzene	ND	ug/kg	8.0	1	09/10/20 09:01	09/10/20 13:34	120-82-1	
1,1,1-Trichloroethane	ND	ug/kg	8.0	1	09/10/20 09:01	09/10/20 13:34	71-55-6	
1,1,2-Trichloroethane	ND	ug/kg	8.0	1	09/10/20 09:01	09/10/20 13:34	79-00-5	
Trichloroethene	ND	ug/kg	8.0	1	09/10/20 09:01	09/10/20 13:34	79-01-6	
Trichlorofluoromethane	ND	ug/kg	8.0	1	09/10/20 09:01	09/10/20 13:34	75-69-4	
1,2,3-Trichloropropane	ND	ug/kg	8.0	1	09/10/20 09:01	09/10/20 13:34	96-18-4	
1,2,4-Trimethylbenzene	ND	ug/kg	8.0	1	09/10/20 09:01	09/10/20 13:34	95-63-6	
1,3,5-Trimethylbenzene	ND	ug/kg	8.0	1	09/10/20 09:01	09/10/20 13:34	108-67-8	
Vinyl acetate	ND	ug/kg	79.7	1	09/10/20 09:01	09/10/20 13:34	108-05-4	
Vinyl chloride	ND	ug/kg	15.9	1	09/10/20 09:01	09/10/20 13:34	75-01-4	
Xylene (Total)	ND	ug/kg	15.9	1	09/10/20 09:01	09/10/20 13:34	1330-20-7	
m&p-Xylene	ND	ug/kg	15.9	1	09/10/20 09:01	09/10/20 13:34	179601-23-1	
o-Xylene	ND	ug/kg	8.0	1	09/10/20 09:01	09/10/20 13:34	95-47-6	
Surrogates								
Toluene-d8 (S)	101	%	70-130	1	09/10/20 09:01	09/10/20 13:34	2037-26-5	
4-Bromofluorobenzene (S)	103	%	70-130	1	09/10/20 09:01	09/10/20 13:34	460-00-4	
1,2-Dichloroethane-d4 (S)	101	%	70-132	1	09/10/20 09:01	09/10/20 13:34	17060-07-0	
Percent Moisture	Analytical Method: ASTM D2974-87 Pace Analytical Services - Charlotte							
Percent Moisture	**19.7**	%	0.10	1		09/09/20 17:30		
Total Solids 2540 G-2011	Analytical Method: SM 2540G Preparation Method: SM 2540 G Pace National - Mt. Juliet							
Total Solids	**82.2**	%		1	09/10/20 13:59	09/10/20 14:08		

REPORT OF LABORATORY ANALYSIS

This report shall not be reproduced, except in full,
without the written consent of Pace Analytical Services, LLC.

Pace Analytical Services, LLC
9800 Kincey Ave. Suite 100
Huntersville, NC 28078
(704)875-9092

ANALYTICAL RESULTS

Project: Colonial Pipeline (9/4-9/8 SL)
Pace Project No.: 92494609

Sample: BH-10 (10-12.5) **Lab ID: 92494609013** Collected: 09/04/20 19:00 Received: 09/09/20 13:57 Matrix: Solid

Results reported on a "dry weight" basis and are adjusted for percent moisture, sample size and any dilutions.

Parameters	Results	Units	Report Limit	DF	Prepared	Analyzed	CAS No.	Qual
MADEPV	Analytical Method: MADEP VPH Preparation Method: MADEPV Pace National - Mt. Juliet							
Aliphatic (C05-C08)	ND	mg/kg	8.49	1.06	09/04/20 19:00	09/11/20 08:12		
Aliphatic (C09-C12)	ND	mg/kg	8.49	1.06	09/04/20 19:00	09/11/20 08:12		
Aromatic (C09-C10),Unadjusted	ND	mg/kg	8.49	1.06	09/04/20 19:00	09/11/20 08:12	TPHC9C10A	
Total VPH	ND	mg/kg	8.49	1.06	09/04/20 19:00	09/11/20 08:12	VPH	
Surrogates								
2,5-Dibromotoluene (FID)	96.2	%	70.0-130	1.06	09/04/20 19:00	09/11/20 08:12	615-59-8FID	
2,5-Dibromotoluene (PID)	93.5	%	70.0-130	1.06	09/04/20 19:00	09/11/20 08:12	615-59-8PID	
8260D/5035A/5030B Volatiles	Analytical Method: EPA 8260D Preparation Method: EPA 5035A/5030B Pace Analytical Services - Charlotte							
Acetone	ND	ug/kg	152	1	09/10/20 09:01	09/10/20 13:51	67-64-1	
Benzene	ND	ug/kg	7.6	1	09/10/20 09:01	09/10/20 13:51	71-43-2	
Bromobenzene	ND	ug/kg	7.6	1	09/10/20 09:01	09/10/20 13:51	108-86-1	
Bromochloromethane	ND	ug/kg	7.6	1	09/10/20 09:01	09/10/20 13:51	74-97-5	
Bromodichloromethane	ND	ug/kg	7.6	1	09/10/20 09:01	09/10/20 13:51	75-27-4	
Bromoform	ND	ug/kg	7.6	1	09/10/20 09:01	09/10/20 13:51	75-25-2	
Bromomethane	ND	ug/kg	15.2	1	09/10/20 09:01	09/10/20 13:51	74-83-9	
2-Butanone (MEK)	ND	ug/kg	152	1	09/10/20 09:01	09/10/20 13:51	78-93-3	
n-Butylbenzene	ND	ug/kg	7.6	1	09/10/20 09:01	09/10/20 13:51	104-51-8	
sec-Butylbenzene	ND	ug/kg	7.6	1	09/10/20 09:01	09/10/20 13:51	135-98-8	
tert-Butylbenzene	ND	ug/kg	7.6	1	09/10/20 09:01	09/10/20 13:51	98-06-6	
Carbon tetrachloride	ND	ug/kg	7.6	1	09/10/20 09:01	09/10/20 13:51	56-23-5	
Chlorobenzene	ND	ug/kg	7.6	1	09/10/20 09:01	09/10/20 13:51	108-90-7	
Chloroethane	ND	ug/kg	15.2	1	09/10/20 09:01	09/10/20 13:51	75-00-3	
Chloroform	ND	ug/kg	7.6	1	09/10/20 09:01	09/10/20 13:51	67-66-3	
Chloromethane	ND	ug/kg	15.2	1	09/10/20 09:01	09/10/20 13:51	74-87-3	
2-Chlorotoluene	ND	ug/kg	7.6	1	09/10/20 09:01	09/10/20 13:51	95-49-8	
4-Chlorotoluene	ND	ug/kg	7.6	1	09/10/20 09:01	09/10/20 13:51	106-43-4	
1,2-Dibromo-3-chloropropane	ND	ug/kg	7.6	1	09/10/20 09:01	09/10/20 13:51	96-12-8	
Dibromochloromethane	ND	ug/kg	7.6	1	09/10/20 09:01	09/10/20 13:51	124-48-1	
1,2-Dibromoethane (EDB)	ND	ug/kg	7.6	1	09/10/20 09:01	09/10/20 13:51	106-93-4	
Dibromomethane	ND	ug/kg	7.6	1	09/10/20 09:01	09/10/20 13:51	74-95-3	
1,2-Dichlorobenzene	ND	ug/kg	7.6	1	09/10/20 09:01	09/10/20 13:51	95-50-1	
1,3-Dichlorobenzene	ND	ug/kg	7.6	1	09/10/20 09:01	09/10/20 13:51	541-73-1	
1,4-Dichlorobenzene	ND	ug/kg	7.6	1	09/10/20 09:01	09/10/20 13:51	106-46-7	
Dichlorodifluoromethane	ND	ug/kg	15.2	1	09/10/20 09:01	09/10/20 13:51	75-71-8	v1
1,1-Dichloroethane	ND	ug/kg	7.6	1	09/10/20 09:01	09/10/20 13:51	75-34-3	
1,2-Dichloroethane	ND	ug/kg	7.6	1	09/10/20 09:01	09/10/20 13:51	107-06-2	
1,1-Dichloroethene	ND	ug/kg	7.6	1	09/10/20 09:01	09/10/20 13:51	75-35-4	
cis-1,2-Dichloroethene	ND	ug/kg	7.6	1	09/10/20 09:01	09/10/20 13:51	156-59-2	
trans-1,2-Dichloroethene	ND	ug/kg	7.6	1	09/10/20 09:01	09/10/20 13:51	156-60-5	
1,2-Dichloropropane	ND	ug/kg	7.6	1	09/10/20 09:01	09/10/20 13:51	78-87-5	
1,3-Dichloropropane	ND	ug/kg	7.6	1	09/10/20 09:01	09/10/20 13:51	142-28-9	
2,2-Dichloropropane	ND	ug/kg	7.6	1	09/10/20 09:01	09/10/20 13:51	594-20-7	
1,1-Dichloropropene	ND	ug/kg	7.6	1	09/10/20 09:01	09/10/20 13:51	563-58-6	

REPORT OF LABORATORY ANALYSIS

This report shall not be reproduced, except in full,
without the written consent of Pace Analytical Services, LLC.

Pace Analytical Services, LLC
9800 Kincey Ave. Suite 100
Huntersville, NC 28078
(704)875-9092

ANALYTICAL RESULTS

Project: Colonial Pipeline (9/4-9/8 SL)
Pace Project No.: 92494609

Sample: BH-10 (10-12.5) **Lab ID: 92494609013** Collected: 09/04/20 19:00 Received: 09/09/20 13:57 Matrix: Solid

Results reported on a "dry weight" basis and are adjusted for percent moisture, sample size and any dilutions.

Parameters	Results	Units	Report Limit	DF	Prepared	Analyzed	CAS No.	Qual
8260D/5035A/5030B Volatiles	Analytical Method: EPA 8260D Preparation Method: EPA 5035A/5030B Pace Analytical Services - Charlotte							
cis-1,3-Dichloropropene	ND	ug/kg	7.6	1	09/10/20 09:01	09/10/20 13:51	10061-01-5	
trans-1,3-Dichloropropene	ND	ug/kg	7.6	1	09/10/20 09:01	09/10/20 13:51	10061-02-6	
Diisopropyl ether	ND	ug/kg	7.6	1	09/10/20 09:01	09/10/20 13:51	108-20-3	
Ethylbenzene	**12.4**	ug/kg	7.6	1	09/10/20 09:01	09/10/20 13:51	100-41-4	
Hexachloro-1,3-butadiene	ND	ug/kg	7.6	1	09/10/20 09:01	09/10/20 13:51	87-68-3	
2-Hexanone	ND	ug/kg	76.2	1	09/10/20 09:01	09/10/20 13:51	591-78-6	
Isopropylbenzene (Cumene)	ND	ug/kg	7.6	1	09/10/20 09:01	09/10/20 13:51	98-82-8	
p-Isopropyltoluene	ND	ug/kg	7.6	1	09/10/20 09:01	09/10/20 13:51	99-87-6	
Methylene Chloride	ND	ug/kg	30.5	1	09/10/20 09:01	09/10/20 13:51	75-09-2	
4-Methyl-2-pentanone (MIBK)	ND	ug/kg	76.2	1	09/10/20 09:01	09/10/20 13:51	108-10-1	
Methyl-tert-butyl ether	ND	ug/kg	7.6	1	09/10/20 09:01	09/10/20 13:51	1634-04-4	
Naphthalene	ND	ug/kg	7.6	1	09/10/20 09:01	09/10/20 13:51	91-20-3	
n-Propylbenzene	ND	ug/kg	7.6	1	09/10/20 09:01	09/10/20 13:51	103-65-1	
Styrene	ND	ug/kg	7.6	1	09/10/20 09:01	09/10/20 13:51	100-42-5	
1,1,1,2-Tetrachloroethane	ND	ug/kg	7.6	1	09/10/20 09:01	09/10/20 13:51	630-20-6	
1,1,2,2-Tetrachloroethane	ND	ug/kg	7.6	1	09/10/20 09:01	09/10/20 13:51	79-34-5	
Tetrachloroethene	ND	ug/kg	7.6	1	09/10/20 09:01	09/10/20 13:51	127-18-4	
Toluene	**58.5**	ug/kg	7.6	1	09/10/20 09:01	09/10/20 13:51	108-88-3	
1,2,3-Trichlorobenzene	ND	ug/kg	7.6	1	09/10/20 09:01	09/10/20 13:51	87-61-6	
1,2,4-Trichlorobenzene	ND	ug/kg	7.6	1	09/10/20 09:01	09/10/20 13:51	120-82-1	
1,1,1-Trichloroethane	ND	ug/kg	7.6	1	09/10/20 09:01	09/10/20 13:51	71-55-6	
1,1,2-Trichloroethane	ND	ug/kg	7.6	1	09/10/20 09:01	09/10/20 13:51	79-00-5	
Trichloroethene	ND	ug/kg	7.6	1	09/10/20 09:01	09/10/20 13:51	79-01-6	
Trichlorofluoromethane	ND	ug/kg	7.6	1	09/10/20 09:01	09/10/20 13:51	75-69-4	
1,2,3-Trichloropropane	ND	ug/kg	7.6	1	09/10/20 09:01	09/10/20 13:51	96-18-4	
1,2,4-Trimethylbenzene	**18.8**	ug/kg	7.6	1	09/10/20 09:01	09/10/20 13:51	95-63-6	
1,3,5-Trimethylbenzene	ND	ug/kg	7.6	1	09/10/20 09:01	09/10/20 13:51	108-67-8	
Vinyl acetate	ND	ug/kg	76.2	1	09/10/20 09:01	09/10/20 13:51	108-05-4	
Vinyl chloride	ND	ug/kg	15.2	1	09/10/20 09:01	09/10/20 13:51	75-01-4	
Xylene (Total)	**59.2**	ug/kg	15.2	1	09/10/20 09:01	09/10/20 13:51	1330-20-7	
m&p-Xylene	**40.1**	ug/kg	15.2	1	09/10/20 09:01	09/10/20 13:51	179601-23-1	
o-Xylene	**19.1**	ug/kg	7.6	1	09/10/20 09:01	09/10/20 13:51	95-47-6	
Surrogates								
Toluene-d8 (S)	101	%	70-130	1	09/10/20 09:01	09/10/20 13:51	2037-26-5	
4-Bromofluorobenzene (S)	103	%	70-130	1	09/10/20 09:01	09/10/20 13:51	460-00-4	
1,2-Dichloroethane-d4 (S)	98	%	70-132	1	09/10/20 09:01	09/10/20 13:51	17060-07-0	
Percent Moisture	Analytical Method: ASTM D2974-87 Pace Analytical Services - Charlotte							
Percent Moisture	**23.7**	%	0.10	1		09/09/20 17:30		
Total Solids 2540 G-2011	Analytical Method: SM 2540G Preparation Method: SM 2540 G Pace National - Mt. Juliet							
Total Solids	**76.4**	%		1	09/10/20 13:59	09/10/20 14:08		

REPORT OF LABORATORY ANALYSIS

This report shall not be reproduced, except in full,
without the written consent of Pace Analytical Services, LLC.

Pace Analytical Services, LLC
9800 Kincey Ave. Suite 100
Huntersville, NC 28078
(704)875-9092

ANALYTICAL RESULTS

Project: Colonial Pipeline (9/4-9/8 SL)
Pace Project No.: 92494609

Sample: BH-10 (22.5-25) **Lab ID: 92494609014** Collected: 09/04/20 19:10 Received: 09/09/20 13:57 Matrix: Solid

Results reported on a "dry weight" basis and are adjusted for percent moisture, sample size and any dilutions.

Parameters	Results	Units	Report Limit	DF	Prepared	Analyzed	CAS No.	Qual
MADEPV	Analytical Method: MADEP VPH Preparation Method: MADEPV Pace National - Mt. Juliet							
Aliphatic (C05-C08)	**344**	mg/kg	7.06	1.02	09/04/20 19:10	09/11/20 08:45		
Aliphatic (C09-C12)	**711**	mg/kg	7.06	1.02	09/04/20 19:10	09/11/20 08:45		
Aromatic (C09-C10),Unadjusted	**311**	mg/kg	70.6	10.2	09/04/20 19:10	09/11/20 18:47	TPHC9C10A	
Total VPH	**1060**	mg/kg	7.06	1.02	09/04/20 19:10	09/11/20 08:45	VPH	
Surrogates								
2,5-Dibromotoluene (FID)	105	%	70.0-130	1.02	09/04/20 19:10	09/11/20 08:45	615-59-8FID	
2,5-Dibromotoluene (FID)	98.0	%	70.0-130	10.2	09/04/20 19:10	09/11/20 18:47	615-59-8FID	
2,5-Dibromotoluene (PID)	93.0	%	70.0-130	1.02	09/04/20 19:10	09/11/20 08:45	615-59-8PID	
2,5-Dibromotoluene (PID)	92.6	%	70.0-130	10.2	09/04/20 19:10	09/11/20 18:47	615-59-8PID	
8260D/5035A/5030B Volatiles	Analytical Method: EPA 8260D Preparation Method: EPA 5035A/5030B Pace Analytical Services - Charlotte							
Acetone	ND	ug/kg	2860	20	09/10/20 09:55	09/10/20 13:50	67-64-1	
Benzene	**913**	ug/kg	143	20	09/10/20 09:55	09/10/20 13:50	71-43-2	
Bromobenzene	ND	ug/kg	143	20	09/10/20 09:55	09/10/20 13:50	108-86-1	
Bromochloromethane	ND	ug/kg	143	20	09/10/20 09:55	09/10/20 13:50	74-97-5	
Bromodichloromethane	ND	ug/kg	143	20	09/10/20 09:55	09/10/20 13:50	75-27-4	v1
Bromoform	ND	ug/kg	143	20	09/10/20 09:55	09/10/20 13:50	75-25-2	
Bromomethane	ND	ug/kg	286	20	09/10/20 09:55	09/10/20 13:50	74-83-9	
2-Butanone (MEK)	ND	ug/kg	2860	20	09/10/20 09:55	09/10/20 13:50	78-93-3	
n-Butylbenzene	ND	ug/kg	143	20	09/10/20 09:55	09/10/20 13:50	104-51-8	
sec-Butylbenzene	ND	ug/kg	143	20	09/10/20 09:55	09/10/20 13:50	135-98-8	
tert-Butylbenzene	ND	ug/kg	143	20	09/10/20 09:55	09/10/20 13:50	98-06-6	
Carbon tetrachloride	ND	ug/kg	143	20	09/10/20 09:55	09/10/20 13:50	56-23-5	v1
Chlorobenzene	ND	ug/kg	143	20	09/10/20 09:55	09/10/20 13:50	108-90-7	
Chloroethane	ND	ug/kg	286	20	09/10/20 09:55	09/10/20 13:50	75-00-3	
Chloroform	ND	ug/kg	143	20	09/10/20 09:55	09/10/20 13:50	67-66-3	
Chloromethane	ND	ug/kg	286	20	09/10/20 09:55	09/10/20 13:50	74-87-3	
2-Chlorotoluene	ND	ug/kg	143	20	09/10/20 09:55	09/10/20 13:50	95-49-8	
4-Chlorotoluene	ND	ug/kg	143	20	09/10/20 09:55	09/10/20 13:50	106-43-4	
1,2-Dibromo-3-chloropropane	ND	ug/kg	143	20	09/10/20 09:55	09/10/20 13:50	96-12-8	
Dibromochloromethane	ND	ug/kg	143	20	09/10/20 09:55	09/10/20 13:50	124-48-1	
1,2-Dibromoethane (EDB)	ND	ug/kg	143	20	09/10/20 09:55	09/10/20 13:50	106-93-4	
Dibromomethane	ND	ug/kg	143	20	09/10/20 09:55	09/10/20 13:50	74-95-3	
1,2-Dichlorobenzene	ND	ug/kg	143	20	09/10/20 09:55	09/10/20 13:50	95-50-1	
1,3-Dichlorobenzene	ND	ug/kg	143	20	09/10/20 09:55	09/10/20 13:50	541-73-1	
1,4-Dichlorobenzene	ND	ug/kg	143	20	09/10/20 09:55	09/10/20 13:50	106-46-7	
Dichlorodifluoromethane	ND	ug/kg	286	20	09/10/20 09:55	09/10/20 13:50	75-71-8	
1,1-Dichloroethane	ND	ug/kg	143	20	09/10/20 09:55	09/10/20 13:50	75-34-3	
1,2-Dichloroethane	ND	ug/kg	143	20	09/10/20 09:55	09/10/20 13:50	107-06-2	
1,1-Dichloroethene	ND	ug/kg	143	20	09/10/20 09:55	09/10/20 13:50	75-35-4	
cis-1,2-Dichloroethene	ND	ug/kg	143	20	09/10/20 09:55	09/10/20 13:50	156-59-2	
trans-1,2-Dichloroethene	ND	ug/kg	143	20	09/10/20 09:55	09/10/20 13:50	156-60-5	
1,2-Dichloropropane	ND	ug/kg	143	20	09/10/20 09:55	09/10/20 13:50	78-87-5	
1,3-Dichloropropane	ND	ug/kg	143	20	09/10/20 09:55	09/10/20 13:50	142-28-9	

REPORT OF LABORATORY ANALYSIS

This report shall not be reproduced, except in full,
without the written consent of Pace Analytical Services, LLC.

Pace Analytical Services, LLC
9800 Kincey Ave. Suite 100
Huntersville, NC 28078
(704)875-9092

ANALYTICAL RESULTS

Project: Colonial Pipeline (9/4-9/8 SL)
Pace Project No.: 92494609

Sample: BH-10 (22.5-25) **Lab ID: 92494609014** Collected: 09/04/20 19:10 Received: 09/09/20 13:57 Matrix: Solid

Results reported on a "dry weight" basis and are adjusted for percent moisture, sample size and any dilutions.

Parameters	Results	Units	Report Limit	DF	Prepared	Analyzed	CAS No.	Qual
8260D/5035A/5030B Volatiles	Analytical Method: EPA 8260D Preparation Method: EPA 5035A/5030B Pace Analytical Services - Charlotte							
2,2-Dichloropropane	ND	ug/kg	143	20	09/10/20 09:55	09/10/20 13:50	594-20-7	
1,1-Dichloropropene	ND	ug/kg	143	20	09/10/20 09:55	09/10/20 13:50	563-58-6	
cis-1,3-Dichloropropene	ND	ug/kg	143	20	09/10/20 09:55	09/10/20 13:50	10061-01-5	
trans-1,3-Dichloropropene	ND	ug/kg	143	20	09/10/20 09:55	09/10/20 13:50	10061-02-6	
Diisopropyl ether	ND	ug/kg	143	20	09/10/20 09:55	09/10/20 13:50	108-20-3	
Ethylbenzene	**18200**	ug/kg	143	20	09/10/20 09:55	09/10/20 13:50	100-41-4	
Hexachloro-1,3-butadiene	ND	ug/kg	143	20	09/10/20 09:55	09/10/20 13:50	87-68-3	
2-Hexanone	ND	ug/kg	1430	20	09/10/20 09:55	09/10/20 13:50	591-78-6	
Isopropylbenzene (Cumene)	ND	ug/kg	143	20	09/10/20 09:55	09/10/20 13:50	98-82-8	
p-Isopropyltoluene	ND	ug/kg	143	20	09/10/20 09:55	09/10/20 13:50	99-87-6	
Methylene Chloride	ND	ug/kg	573	20	09/10/20 09:55	09/10/20 13:50	75-09-2	
4-Methyl-2-pentanone (MIBK)	ND	ug/kg	1430	20	09/10/20 09:55	09/10/20 13:50	108-10-1	
Methyl-tert-butyl ether	ND	ug/kg	143	20	09/10/20 09:55	09/10/20 13:50	1634-04-4	
Naphthalene	**10300**	ug/kg	143	20	09/10/20 09:55	09/10/20 13:50	91-20-3	
n-Propylbenzene	ND	ug/kg	143	20	09/10/20 09:55	09/10/20 13:50	103-65-1	
Styrene	ND	ug/kg	143	20	09/10/20 09:55	09/10/20 13:50	100-42-5	
1,1,1,2-Tetrachloroethane	ND	ug/kg	143	20	09/10/20 09:55	09/10/20 13:50	630-20-6	
1,1,2,2-Tetrachloroethane	ND	ug/kg	143	20	09/10/20 09:55	09/10/20 13:50	79-34-5	
Tetrachloroethene	ND	ug/kg	143	20	09/10/20 09:55	09/10/20 13:50	127-18-4	v1
Toluene	**28400**	ug/kg	143	20	09/10/20 09:55	09/10/20 13:50	108-88-3	IK
1,2,3-Trichlorobenzene	ND	ug/kg	143	20	09/10/20 09:55	09/10/20 13:50	87-61-6	
1,2,4-Trichlorobenzene	ND	ug/kg	143	20	09/10/20 09:55	09/10/20 13:50	120-82-1	
1,1,1-Trichloroethane	ND	ug/kg	143	20	09/10/20 09:55	09/10/20 13:50	71-55-6	
1,1,2-Trichloroethane	ND	ug/kg	143	20	09/10/20 09:55	09/10/20 13:50	79-00-5	
Trichloroethene	ND	ug/kg	143	20	09/10/20 09:55	09/10/20 13:50	79-01-6	
Trichlorofluoromethane	ND	ug/kg	143	20	09/10/20 09:55	09/10/20 13:50	75-69-4	
1,2,3-Trichloropropane	ND	ug/kg	143	20	09/10/20 09:55	09/10/20 13:50	96-18-4	
1,2,4-Trimethylbenzene	**78000**	ug/kg	143	20	09/10/20 09:55	09/10/20 13:50	95-63-6	
1,3,5-Trimethylbenzene	**22300**	ug/kg	143	20	09/10/20 09:55	09/10/20 13:50	108-67-8	
Vinyl acetate	ND	ug/kg	1430	20	09/10/20 09:55	09/10/20 13:50	108-05-4	
Vinyl chloride	ND	ug/kg	286	20	09/10/20 09:55	09/10/20 13:50	75-01-4	
Xylene (Total)	**112000**	ug/kg	286	20	09/10/20 09:55	09/10/20 13:50	1330-20-7	
m&p-Xylene	**76200**	ug/kg	286	20	09/10/20 09:55	09/10/20 13:50	179601-23-1	
o-Xylene	**35500**	ug/kg	143	20	09/10/20 09:55	09/10/20 13:50	95-47-6	
Surrogates								
Toluene-d8 (S)	97	%	70-130	20	09/10/20 09:55	09/10/20 13:50	2037-26-5	
4-Bromofluorobenzene (S)	105	%	70-130	20	09/10/20 09:55	09/10/20 13:50	460-00-4	
1,2-Dichloroethane-d4 (S)	99	%	70-132	20	09/10/20 09:55	09/10/20 13:50	17060-07-0	
Percent Moisture	Analytical Method: ASTM D2974-87 Pace Analytical Services - Charlotte							
Percent Moisture	**18.8**	%	0.10	1		09/09/20 17:30		

REPORT OF LABORATORY ANALYSIS

This report shall not be reproduced, except in full,
without the written consent of Pace Analytical Services, LLC.

Pace Analytical Services, LLC
9800 Kincey Ave. Suite 100
Huntersville, NC 28078
(704)875-9092

ANALYTICAL RESULTS

Project: Colonial Pipeline (9/4-9/8 SL)
Pace Project No.: 92494609

Sample: BH-10 (22.5-25) **Lab ID: 92494609014** Collected: 09/04/20 19:10 Received: 09/09/20 13:57 Matrix: Solid

Results reported on a "wet-weight" basis

Parameters	Results	Units	Report Limit	DF	Prepared	Analyzed	CAS No.	Qual
Total Solids 2540 G-2011	Analytical Method: SM 2540G Preparation Method: SM 2540 G Pace National - Mt. Juliet							
Total Solids	**83.8**	%		1	09/10/20 13:59	09/10/20 14:08		

REPORT OF LABORATORY ANALYSIS

This report shall not be reproduced, except in full,
without the written consent of Pace Analytical Services, LLC.

Pace Analytical Services, LLC
9800 Kincey Ave. Suite 100
Huntersville, NC 28078
(704)875-9092

ANALYTICAL RESULTS

Project: Colonial Pipeline (9/4-9/8 SL)
Pace Project No.: 92494609

Sample: BH-11 (2.5-5) **Lab ID: 92494609015** Collected: 09/05/20 10:00 Received: 09/09/20 13:57 Matrix: Solid

Results reported on a "dry weight" basis and are adjusted for percent moisture, sample size and any dilutions.

Parameters	Results	Units	Report Limit	DF	Prepared	Analyzed	CAS No.	Qual
MADEPV	Analytical Method: MADEP VPH Preparation Method: MADEPV Pace National - Mt. Juliet							
Aliphatic (C05-C08)	ND	mg/kg	8.86	1.22	09/05/20 10:00	09/11/20 17:08		
Aliphatic (C09-C12)	ND	mg/kg	8.86	1.22	09/05/20 10:00	09/11/20 17:08		
Aromatic (C09-C10),Unadjusted	ND	mg/kg	8.86	1.22	09/05/20 10:00	09/11/20 17:08	TPHC9C10A	
Total VPH	ND	mg/kg	8.86	1.22	09/05/20 10:00	09/11/20 17:08	VPH	
Surrogates								
2,5-Dibromotoluene (FID)	96.9	%	70.0-130	1.22	09/05/20 10:00	09/11/20 17:08	615-59-8FID	
2,5-Dibromotoluene (PID)	87.2	%	70.0-130	1.22	09/05/20 10:00	09/11/20 17:08	615-59-8PID	
8260D/5035A/5030B Volatiles	Analytical Method: EPA 8260D Preparation Method: EPA 5035A/5030B Pace Analytical Services - Charlotte							
Acetone	ND	ug/kg	153	1	09/10/20 09:55	09/10/20 11:04	67-64-1	
Benzene	ND	ug/kg	7.7	1	09/10/20 09:55	09/10/20 11:04	71-43-2	
Bromobenzene	ND	ug/kg	7.7	1	09/10/20 09:55	09/10/20 11:04	108-86-1	
Bromochloromethane	ND	ug/kg	7.7	1	09/10/20 09:55	09/10/20 11:04	74-97-5	
Bromodichloromethane	ND	ug/kg	7.7	1	09/10/20 09:55	09/10/20 11:04	75-27-4	v1
Bromoform	ND	ug/kg	7.7	1	09/10/20 09:55	09/10/20 11:04	75-25-2	
Bromomethane	ND	ug/kg	15.3	1	09/10/20 09:55	09/10/20 11:04	74-83-9	
2-Butanone (MEK)	ND	ug/kg	153	1	09/10/20 09:55	09/10/20 11:04	78-93-3	
n-Butylbenzene	ND	ug/kg	7.7	1	09/10/20 09:55	09/10/20 11:04	104-51-8	
sec-Butylbenzene	ND	ug/kg	7.7	1	09/10/20 09:55	09/10/20 11:04	135-98-8	
tert-Butylbenzene	ND	ug/kg	7.7	1	09/10/20 09:55	09/10/20 11:04	98-06-6	
Carbon tetrachloride	ND	ug/kg	7.7	1	09/10/20 09:55	09/10/20 11:04	56-23-5	v1
Chlorobenzene	ND	ug/kg	7.7	1	09/10/20 09:55	09/10/20 11:04	108-90-7	
Chloroethane	ND	ug/kg	15.3	1	09/10/20 09:55	09/10/20 11:04	75-00-3	
Chloroform	ND	ug/kg	7.7	1	09/10/20 09:55	09/10/20 11:04	67-66-3	
Chloromethane	ND	ug/kg	15.3	1	09/10/20 09:55	09/10/20 11:04	74-87-3	
2-Chlorotoluene	ND	ug/kg	7.7	1	09/10/20 09:55	09/10/20 11:04	95-49-8	
4-Chlorotoluene	ND	ug/kg	7.7	1	09/10/20 09:55	09/10/20 11:04	106-43-4	
1,2-Dibromo-3-chloropropane	ND	ug/kg	7.7	1	09/10/20 09:55	09/10/20 11:04	96-12-8	
Dibromochloromethane	ND	ug/kg	7.7	1	09/10/20 09:55	09/10/20 11:04	124-48-1	
1,2-Dibromoethane (EDB)	ND	ug/kg	7.7	1	09/10/20 09:55	09/10/20 11:04	106-93-4	
Dibromomethane	ND	ug/kg	7.7	1	09/10/20 09:55	09/10/20 11:04	74-95-3	
1,2-Dichlorobenzene	ND	ug/kg	7.7	1	09/10/20 09:55	09/10/20 11:04	95-50-1	
1,3-Dichlorobenzene	ND	ug/kg	7.7	1	09/10/20 09:55	09/10/20 11:04	541-73-1	
1,4-Dichlorobenzene	ND	ug/kg	7.7	1	09/10/20 09:55	09/10/20 11:04	106-46-7	
Dichlorodifluoromethane	ND	ug/kg	15.3	1	09/10/20 09:55	09/10/20 11:04	75-71-8	
1,1-Dichloroethane	ND	ug/kg	7.7	1	09/10/20 09:55	09/10/20 11:04	75-34-3	
1,2-Dichloroethane	ND	ug/kg	7.7	1	09/10/20 09:55	09/10/20 11:04	107-06-2	
1,1-Dichloroethene	ND	ug/kg	7.7	1	09/10/20 09:55	09/10/20 11:04	75-35-4	
cis-1,2-Dichloroethene	ND	ug/kg	7.7	1	09/10/20 09:55	09/10/20 11:04	156-59-2	
trans-1,2-Dichloroethene	ND	ug/kg	7.7	1	09/10/20 09:55	09/10/20 11:04	156-60-5	
1,2-Dichloropropane	ND	ug/kg	7.7	1	09/10/20 09:55	09/10/20 11:04	78-87-5	
1,3-Dichloropropane	ND	ug/kg	7.7	1	09/10/20 09:55	09/10/20 11:04	142-28-9	
2,2-Dichloropropane	ND	ug/kg	7.7	1	09/10/20 09:55	09/10/20 11:04	594-20-7	
1,1-Dichloropropene	ND	ug/kg	7.7	1	09/10/20 09:55	09/10/20 11:04	563-58-6	

REPORT OF LABORATORY ANALYSIS

This report shall not be reproduced, except in full,
without the written consent of Pace Analytical Services, LLC.

Pace Analytical Services, LLC
9800 Kincey Ave. Suite 100
Huntersville, NC 28078
(704)875-9092

ANALYTICAL RESULTS

Project: Colonial Pipeline (9/4-9/8 SL)
Pace Project No.: 92494609

Sample: BH-11 (2.5-5) **Lab ID: 92494609015** Collected: 09/05/20 10:00 Received: 09/09/20 13:57 Matrix: Solid

Results reported on a "dry weight" basis and are adjusted for percent moisture, sample size and any dilutions.

Parameters	Results	Units	Report Limit	DF	Prepared	Analyzed	CAS No.	Qual
8260D/5035A/5030B Volatiles	Analytical Method: EPA 8260D Preparation Method: EPA 5035A/5030B Pace Analytical Services - Charlotte							
cis-1,3-Dichloropropene	ND	ug/kg	7.7	1	09/10/20 09:55	09/10/20 11:04	10061-01-5	
trans-1,3-Dichloropropene	ND	ug/kg	7.7	1	09/10/20 09:55	09/10/20 11:04	10061-02-6	
Diisopropyl ether	ND	ug/kg	7.7	1	09/10/20 09:55	09/10/20 11:04	108-20-3	
Ethylbenzene	ND	ug/kg	7.7	1	09/10/20 09:55	09/10/20 11:04	100-41-4	
Hexachloro-1,3-butadiene	ND	ug/kg	7.7	1	09/10/20 09:55	09/10/20 11:04	87-68-3	
2-Hexanone	ND	ug/kg	76.7	1	09/10/20 09:55	09/10/20 11:04	591-78-6	
Isopropylbenzene (Cumene)	ND	ug/kg	7.7	1	09/10/20 09:55	09/10/20 11:04	98-82-8	
p-Isopropyltoluene	ND	ug/kg	7.7	1	09/10/20 09:55	09/10/20 11:04	99-87-6	
Methylene Chloride	ND	ug/kg	30.7	1	09/10/20 09:55	09/10/20 11:04	75-09-2	
4-Methyl-2-pentanone (MIBK)	ND	ug/kg	76.7	1	09/10/20 09:55	09/10/20 11:04	108-10-1	
Methyl-tert-butyl ether	ND	ug/kg	7.7	1	09/10/20 09:55	09/10/20 11:04	1634-04-4	
Naphthalene	ND	ug/kg	7.7	1	09/10/20 09:55	09/10/20 11:04	91-20-3	
n-Propylbenzene	ND	ug/kg	7.7	1	09/10/20 09:55	09/10/20 11:04	103-65-1	
Styrene	ND	ug/kg	7.7	1	09/10/20 09:55	09/10/20 11:04	100-42-5	
1,1,1,2-Tetrachloroethane	ND	ug/kg	7.7	1	09/10/20 09:55	09/10/20 11:04	630-20-6	
1,1,2,2-Tetrachloroethane	ND	ug/kg	7.7	1	09/10/20 09:55	09/10/20 11:04	79-34-5	
Tetrachloroethene	ND	ug/kg	7.7	1	09/10/20 09:55	09/10/20 11:04	127-18-4	v1
Toluene	ND	ug/kg	7.7	1	09/10/20 09:55	09/10/20 11:04	108-88-3	IK
1,2,3-Trichlorobenzene	ND	ug/kg	7.7	1	09/10/20 09:55	09/10/20 11:04	87-61-6	
1,2,4-Trichlorobenzene	ND	ug/kg	7.7	1	09/10/20 09:55	09/10/20 11:04	120-82-1	
1,1,1-Trichloroethane	ND	ug/kg	7.7	1	09/10/20 09:55	09/10/20 11:04	71-55-6	
1,1,2-Trichloroethane	ND	ug/kg	7.7	1	09/10/20 09:55	09/10/20 11:04	79-00-5	
Trichloroethene	ND	ug/kg	7.7	1	09/10/20 09:55	09/10/20 11:04	79-01-6	
Trichlorofluoromethane	ND	ug/kg	7.7	1	09/10/20 09:55	09/10/20 11:04	75-69-4	
1,2,3-Trichloropropane	ND	ug/kg	7.7	1	09/10/20 09:55	09/10/20 11:04	96-18-4	
1,2,4-Trimethylbenzene	ND	ug/kg	7.7	1	09/10/20 09:55	09/10/20 11:04	95-63-6	
1,3,5-Trimethylbenzene	ND	ug/kg	7.7	1	09/10/20 09:55	09/10/20 11:04	108-67-8	
Vinyl acetate	ND	ug/kg	76.7	1	09/10/20 09:55	09/10/20 11:04	108-05-4	
Vinyl chloride	ND	ug/kg	15.3	1	09/10/20 09:55	09/10/20 11:04	75-01-4	
Xylene (Total)	ND	ug/kg	15.3	1	09/10/20 09:55	09/10/20 11:04	1330-20-7	
m&p-Xylene	ND	ug/kg	15.3	1	09/10/20 09:55	09/10/20 11:04	179601-23-1	
o-Xylene	ND	ug/kg	7.7	1	09/10/20 09:55	09/10/20 11:04	95-47-6	
Surrogates								
Toluene-d8 (S)	100	%	70-130	1	09/10/20 09:55	09/10/20 11:04	2037-26-5	
4-Bromofluorobenzene (S)	104	%	70-130	1	09/10/20 09:55	09/10/20 11:04	460-00-4	
1,2-Dichloroethane-d4 (S)	99	%	70-132	1	09/10/20 09:55	09/10/20 11:04	17060-07-0	
Percent Moisture	Analytical Method: ASTM D2974-87 Pace Analytical Services - Charlotte							
Percent Moisture	**23.0**	%	0.10	1		09/09/20 17:30		
Total Solids 2540 G-2011	Analytical Method: SM 2540G Preparation Method: SM 2540 G Pace National - Mt. Juliet							
Total Solids	**80.1**	%		1	09/10/20 13:59	09/10/20 14:08		

REPORT OF LABORATORY ANALYSIS

This report shall not be reproduced, except in full,
without the written consent of Pace Analytical Services, LLC.

Pace Analytical Services, LLC
9800 Kincey Ave. Suite 100
Huntersville, NC 28078
(704)875-9092

ANALYTICAL RESULTS

Project: Colonial Pipeline (9/4-9/8 SL)
Pace Project No.: 92494609

Sample: BH-11 (22.5-25) **Lab ID: 92494609016** Collected: 09/05/20 10:05 Received: 09/09/20 13:57 Matrix: Solid

Results reported on a "dry weight" basis and are adjusted for percent moisture, sample size and any dilutions.

Parameters	Results	Units	Report Limit	DF	Prepared	Analyzed	CAS No.	Qual
MADEPV	Analytical Method: MADEP VPH Preparation Method: MADEPV Pace National - Mt. Juliet							
Aliphatic (C05-C08)	ND	mg/kg	6.84	1	09/05/20 10:05	09/11/20 09:51		
Aliphatic (C09-C12)	ND	mg/kg	6.84	1	09/05/20 10:05	09/11/20 17:41		
Aromatic (C09-C10),Unadjusted	ND	mg/kg	6.84	1	09/05/20 10:05	09/11/20 17:41	TPHC9C10A	
Total VPH	ND	mg/kg	6.84	1	09/05/20 10:05	09/11/20 17:41	VPH	
Surrogates								
2,5-Dibromotoluene (FID)	95.4	%	70.0-130	1	09/05/20 10:05	09/11/20 09:51	615-59-8FID	
2,5-Dibromotoluene (FID)	96.1	%	70.0-130	1	09/05/20 10:05	09/11/20 17:41	615-59-8FID	
2,5-Dibromotoluene (PID)	90.3	%	70.0-130	1	09/05/20 10:05	09/11/20 09:51	615-59-8PID	
2,5-Dibromotoluene (PID)	89.7	%	70.0-130	1	09/05/20 10:05	09/11/20 17:41	615-59-8PID	
8260D/5035A/5030B Volatiles	Analytical Method: EPA 8260D Preparation Method: EPA 5035A/5030B Pace Analytical Services - Charlotte							
Acetone	ND	ug/kg	125	1	09/10/20 09:55	09/10/20 11:41	67-64-1	
Benzene	ND	ug/kg	6.3	1	09/10/20 09:55	09/10/20 11:41	71-43-2	
Bromobenzene	ND	ug/kg	6.3	1	09/10/20 09:55	09/10/20 11:41	108-86-1	
Bromochloromethane	ND	ug/kg	6.3	1	09/10/20 09:55	09/10/20 11:41	74-97-5	
Bromodichloromethane	ND	ug/kg	6.3	1	09/10/20 09:55	09/10/20 11:41	75-27-4	v1
Bromoform	ND	ug/kg	6.3	1	09/10/20 09:55	09/10/20 11:41	75-25-2	
Bromomethane	ND	ug/kg	12.5	1	09/10/20 09:55	09/10/20 11:41	74-83-9	
2-Butanone (MEK)	ND	ug/kg	125	1	09/10/20 09:55	09/10/20 11:41	78-93-3	
n-Butylbenzene	ND	ug/kg	6.3	1	09/10/20 09:55	09/10/20 11:41	104-51-8	
sec-Butylbenzene	ND	ug/kg	6.3	1	09/10/20 09:55	09/10/20 11:41	135-98-8	
tert-Butylbenzene	ND	ug/kg	6.3	1	09/10/20 09:55	09/10/20 11:41	98-06-6	
Carbon tetrachloride	ND	ug/kg	6.3	1	09/10/20 09:55	09/10/20 11:41	56-23-5	v1
Chlorobenzene	ND	ug/kg	6.3	1	09/10/20 09:55	09/10/20 11:41	108-90-7	
Chloroethane	ND	ug/kg	12.5	1	09/10/20 09:55	09/10/20 11:41	75-00-3	
Chloroform	ND	ug/kg	6.3	1	09/10/20 09:55	09/10/20 11:41	67-66-3	
Chloromethane	ND	ug/kg	12.5	1	09/10/20 09:55	09/10/20 11:41	74-87-3	
2-Chlorotoluene	ND	ug/kg	6.3	1	09/10/20 09:55	09/10/20 11:41	95-49-8	
4-Chlorotoluene	ND	ug/kg	6.3	1	09/10/20 09:55	09/10/20 11:41	106-43-4	
1,2-Dibromo-3-chloropropane	ND	ug/kg	6.3	1	09/10/20 09:55	09/10/20 11:41	96-12-8	
Dibromochloromethane	ND	ug/kg	6.3	1	09/10/20 09:55	09/10/20 11:41	124-48-1	
1,2-Dibromoethane (EDB)	ND	ug/kg	6.3	1	09/10/20 09:55	09/10/20 11:41	106-93-4	
Dibromomethane	ND	ug/kg	6.3	1	09/10/20 09:55	09/10/20 11:41	74-95-3	
1,2-Dichlorobenzene	ND	ug/kg	6.3	1	09/10/20 09:55	09/10/20 11:41	95-50-1	
1,3-Dichlorobenzene	ND	ug/kg	6.3	1	09/10/20 09:55	09/10/20 11:41	541-73-1	
1,4-Dichlorobenzene	ND	ug/kg	6.3	1	09/10/20 09:55	09/10/20 11:41	106-46-7	
Dichlorodifluoromethane	ND	ug/kg	12.5	1	09/10/20 09:55	09/10/20 11:41	75-71-8	
1,1-Dichloroethane	ND	ug/kg	6.3	1	09/10/20 09:55	09/10/20 11:41	75-34-3	
1,2-Dichloroethane	ND	ug/kg	6.3	1	09/10/20 09:55	09/10/20 11:41	107-06-2	
1,1-Dichloroethene	ND	ug/kg	6.3	1	09/10/20 09:55	09/10/20 11:41	75-35-4	
cis-1,2-Dichloroethene	ND	ug/kg	6.3	1	09/10/20 09:55	09/10/20 11:41	156-59-2	
trans-1,2-Dichloroethene	ND	ug/kg	6.3	1	09/10/20 09:55	09/10/20 11:41	156-60-5	
1,2-Dichloropropane	ND	ug/kg	6.3	1	09/10/20 09:55	09/10/20 11:41	78-87-5	
1,3-Dichloropropane	ND	ug/kg	6.3	1	09/10/20 09:55	09/10/20 11:41	142-28-9	

REPORT OF LABORATORY ANALYSIS

This report shall not be reproduced, except in full,
without the written consent of Pace Analytical Services, LLC.

Pace Analytical Services, LLC
9800 Kincey Ave. Suite 100
Huntersville, NC 28078
(704)875-9092

ANALYTICAL RESULTS

Project: Colonial Pipeline (9/4-9/8 SL)
Pace Project No.: 92494609

Sample: BH-11 (22.5-25) **Lab ID: 92494609016** Collected: 09/05/20 10:05 Received: 09/09/20 13:57 Matrix: Solid

Results reported on a "dry weight" basis and are adjusted for percent moisture, sample size and any dilutions.

Parameters	Results	Units	Report Limit	DF	Prepared	Analyzed	CAS No.	Qual
8260D/5035A/5030B Volatiles	Analytical Method: EPA 8260D Preparation Method: EPA 5035A/5030B Pace Analytical Services - Charlotte							
2,2-Dichloropropane	ND	ug/kg	6.3	1	09/10/20 09:55	09/10/20 11:41	594-20-7	
1,1-Dichloropropene	ND	ug/kg	6.3	1	09/10/20 09:55	09/10/20 11:41	563-58-6	
cis-1,3-Dichloropropene	ND	ug/kg	6.3	1	09/10/20 09:55	09/10/20 11:41	10061-01-5	
trans-1,3-Dichloropropene	ND	ug/kg	6.3	1	09/10/20 09:55	09/10/20 11:41	10061-02-6	
Diisopropyl ether	ND	ug/kg	6.3	1	09/10/20 09:55	09/10/20 11:41	108-20-3	
Ethylbenzene	ND	ug/kg	6.3	1	09/10/20 09:55	09/10/20 11:41	100-41-4	
Hexachloro-1,3-butadiene	ND	ug/kg	6.3	1	09/10/20 09:55	09/10/20 11:41	87-68-3	
2-Hexanone	ND	ug/kg	62.6	1	09/10/20 09:55	09/10/20 11:41	591-78-6	
Isopropylbenzene (Cumene)	ND	ug/kg	6.3	1	09/10/20 09:55	09/10/20 11:41	98-82-8	
p-Isopropyltoluene	ND	ug/kg	6.3	1	09/10/20 09:55	09/10/20 11:41	99-87-6	
Methylene Chloride	ND	ug/kg	25.1	1	09/10/20 09:55	09/10/20 11:41	75-09-2	
4-Methyl-2-pentanone (MIBK)	ND	ug/kg	62.6	1	09/10/20 09:55	09/10/20 11:41	108-10-1	
Methyl-tert-butyl ether	ND	ug/kg	6.3	1	09/10/20 09:55	09/10/20 11:41	1634-04-4	
Naphthalene	ND	ug/kg	6.3	1	09/10/20 09:55	09/10/20 11:41	91-20-3	
n-Propylbenzene	ND	ug/kg	6.3	1	09/10/20 09:55	09/10/20 11:41	103-65-1	
Styrene	ND	ug/kg	6.3	1	09/10/20 09:55	09/10/20 11:41	100-42-5	
1,1,1,2-Tetrachloroethane	ND	ug/kg	6.3	1	09/10/20 09:55	09/10/20 11:41	630-20-6	
1,1,2,2-Tetrachloroethane	ND	ug/kg	6.3	1	09/10/20 09:55	09/10/20 11:41	79-34-5	
Tetrachloroethene	ND	ug/kg	6.3	1	09/10/20 09:55	09/10/20 11:41	127-18-4	v1
Toluene	ND	ug/kg	6.3	1	09/10/20 09:55	09/10/20 11:41	108-88-3	IK
1,2,3-Trichlorobenzene	ND	ug/kg	6.3	1	09/10/20 09:55	09/10/20 11:41	87-61-6	
1,2,4-Trichlorobenzene	ND	ug/kg	6.3	1	09/10/20 09:55	09/10/20 11:41	120-82-1	
1,1,1-Trichloroethane	ND	ug/kg	6.3	1	09/10/20 09:55	09/10/20 11:41	71-55-6	
1,1,2-Trichloroethane	ND	ug/kg	6.3	1	09/10/20 09:55	09/10/20 11:41	79-00-5	
Trichloroethene	ND	ug/kg	6.3	1	09/10/20 09:55	09/10/20 11:41	79-01-6	
Trichlorofluoromethane	ND	ug/kg	6.3	1	09/10/20 09:55	09/10/20 11:41	75-69-4	
1,2,3-Trichloropropane	ND	ug/kg	6.3	1	09/10/20 09:55	09/10/20 11:41	96-18-4	
1,2,4-Trimethylbenzene	ND	ug/kg	6.3	1	09/10/20 09:55	09/10/20 11:41	95-63-6	
1,3,5-Trimethylbenzene	ND	ug/kg	6.3	1	09/10/20 09:55	09/10/20 11:41	108-67-8	
Vinyl acetate	ND	ug/kg	62.6	1	09/10/20 09:55	09/10/20 11:41	108-05-4	
Vinyl chloride	ND	ug/kg	12.5	1	09/10/20 09:55	09/10/20 11:41	75-01-4	
Xylene (Total)	ND	ug/kg	12.5	1	09/10/20 09:55	09/10/20 11:41	1330-20-7	
m&p-Xylene	ND	ug/kg	12.5	1	09/10/20 09:55	09/10/20 11:41	179601-23-1	
o-Xylene	ND	ug/kg	6.3	1	09/10/20 09:55	09/10/20 11:41	95-47-6	
Surrogates								
Toluene-d8 (S)	98	%	70-130	1	09/10/20 09:55	09/10/20 11:41	2037-26-5	
4-Bromofluorobenzene (S)	102	%	70-130	1	09/10/20 09:55	09/10/20 11:41	460-00-4	
1,2-Dichloroethane-d4 (S)	94	%	70-132	1	09/10/20 09:55	09/10/20 11:41	17060-07-0	
Percent Moisture	Analytical Method: ASTM D2974-87 Pace Analytical Services - Charlotte							
Percent Moisture	**16.0**	%	0.10	1		09/09/20 17:30		

REPORT OF LABORATORY ANALYSIS

This report shall not be reproduced, except in full,
without the written consent of Pace Analytical Services, LLC.

Pace Analytical Services, LLC
9800 Kincey Ave. Suite 100
Huntersville, NC 28078
(704)875-9092

ANALYTICAL RESULTS

Project: Colonial Pipeline (9/4-9/8 SL)
Pace Project No.: 92494609

Sample: BH-11 (22.5-25) **Lab ID: 92494609016** Collected: 09/05/20 10:05 Received: 09/09/20 13:57 Matrix: Solid

Results reported on a "wet-weight" basis

Parameters	Results	Units	Report Limit	DF	Prepared	Analyzed	CAS No.	Qual
Total Solids 2540 G-2011	Analytical Method: SM 2540G Preparation Method: SM 2540 G Pace National - Mt. Juliet							
Total Solids	**84.4**	%		1	09/10/20 13:59	09/10/20 14:08		

REPORT OF LABORATORY ANALYSIS

This report shall not be reproduced, except in full,
without the written consent of Pace Analytical Services, LLC.

Pace Analytical Services, LLC
9800 Kincey Ave. Suite 100
Huntersville, NC 28078
(704)875-9092

ANALYTICAL RESULTS

Project: Colonial Pipeline (9/4-9/8 SL)
Pace Project No.: 92494609

Sample: BH-13 (1-2.5) **Lab ID: 92494609017** Collected: 09/05/20 15:45 Received: 09/09/20 13:57 Matrix: Solid

Results reported on a "dry weight" basis and are adjusted for percent moisture, sample size and any dilutions.

Parameters	Results	Units	Report Limit	DF	Prepared	Analyzed	CAS No.	Qual
MADEPV	Analytical Method: MADEP VPH Preparation Method: MADEPV Pace National - Mt. Juliet							
Aliphatic (C05-C08)	ND	mg/kg	8.28	1	09/05/20 15:45	09/11/20 10:24		
Aliphatic (C09-C12)	ND	mg/kg	8.28	1	09/05/20 15:45	09/11/20 18:14		
Aromatic (C09-C10),Unadjusted	ND	mg/kg	8.28	1	09/05/20 15:45	09/11/20 10:24	TPHC9C10A	
Total VPH	ND	mg/kg	8.28	1	09/05/20 15:45	09/11/20 18:14	VPH	
Surrogates								
2,5-Dibromotoluene (FID)	97.3	%	70.0-130	1	09/05/20 15:45	09/11/20 10:24	615-59-8FID	
2,5-Dibromotoluene (FID)	96.3	%	70.0-130	1	09/05/20 15:45	09/11/20 18:14	615-59-8FID	
2,5-Dibromotoluene (PID)	91.7	%	70.0-130	1	09/05/20 15:45	09/11/20 10:24	615-59-8PID	
2,5-Dibromotoluene (PID)	92.9	%	70.0-130	1	09/05/20 15:45	09/11/20 18:14	615-59-8PID	
8260D/5035A/5030B Volatiles	Analytical Method: EPA 8260D Preparation Method: EPA 5035A/5030B Pace Analytical Services - Charlotte							
Acetone	ND	ug/kg	173	1	09/10/20 09:55	09/10/20 11:59	67-64-1	
Benzene	ND	ug/kg	8.6	1	09/10/20 09:55	09/10/20 11:59	71-43-2	
Bromobenzene	ND	ug/kg	8.6	1	09/10/20 09:55	09/10/20 11:59	108-86-1	
Bromochloromethane	ND	ug/kg	8.6	1	09/10/20 09:55	09/10/20 11:59	74-97-5	
Bromodichloromethane	ND	ug/kg	8.6	1	09/10/20 09:55	09/10/20 11:59	75-27-4	v1
Bromoform	ND	ug/kg	8.6	1	09/10/20 09:55	09/10/20 11:59	75-25-2	
Bromomethane	ND	ug/kg	17.3	1	09/10/20 09:55	09/10/20 11:59	74-83-9	
2-Butanone (MEK)	ND	ug/kg	173	1	09/10/20 09:55	09/10/20 11:59	78-93-3	
n-Butylbenzene	ND	ug/kg	8.6	1	09/10/20 09:55	09/10/20 11:59	104-51-8	
sec-Butylbenzene	ND	ug/kg	8.6	1	09/10/20 09:55	09/10/20 11:59	135-98-8	
tert-Butylbenzene	ND	ug/kg	8.6	1	09/10/20 09:55	09/10/20 11:59	98-06-6	
Carbon tetrachloride	ND	ug/kg	8.6	1	09/10/20 09:55	09/10/20 11:59	56-23-5	v1
Chlorobenzene	ND	ug/kg	8.6	1	09/10/20 09:55	09/10/20 11:59	108-90-7	
Chloroethane	ND	ug/kg	17.3	1	09/10/20 09:55	09/10/20 11:59	75-00-3	
Chloroform	ND	ug/kg	8.6	1	09/10/20 09:55	09/10/20 11:59	67-66-3	
Chloromethane	ND	ug/kg	17.3	1	09/10/20 09:55	09/10/20 11:59	74-87-3	
2-Chlorotoluene	ND	ug/kg	8.6	1	09/10/20 09:55	09/10/20 11:59	95-49-8	
4-Chlorotoluene	ND	ug/kg	8.6	1	09/10/20 09:55	09/10/20 11:59	106-43-4	
1,2-Dibromo-3-chloropropane	ND	ug/kg	8.6	1	09/10/20 09:55	09/10/20 11:59	96-12-8	
Dibromochloromethane	ND	ug/kg	8.6	1	09/10/20 09:55	09/10/20 11:59	124-48-1	
1,2-Dibromoethane (EDB)	ND	ug/kg	8.6	1	09/10/20 09:55	09/10/20 11:59	106-93-4	
Dibromomethane	ND	ug/kg	8.6	1	09/10/20 09:55	09/10/20 11:59	74-95-3	
1,2-Dichlorobenzene	ND	ug/kg	8.6	1	09/10/20 09:55	09/10/20 11:59	95-50-1	
1,3-Dichlorobenzene	ND	ug/kg	8.6	1	09/10/20 09:55	09/10/20 11:59	541-73-1	
1,4-Dichlorobenzene	ND	ug/kg	8.6	1	09/10/20 09:55	09/10/20 11:59	106-46-7	
Dichlorodifluoromethane	ND	ug/kg	17.3	1	09/10/20 09:55	09/10/20 11:59	75-71-8	
1,1-Dichloroethane	ND	ug/kg	8.6	1	09/10/20 09:55	09/10/20 11:59	75-34-3	
1,2-Dichloroethane	ND	ug/kg	8.6	1	09/10/20 09:55	09/10/20 11:59	107-06-2	
1,1-Dichloroethene	ND	ug/kg	8.6	1	09/10/20 09:55	09/10/20 11:59	75-35-4	
cis-1,2-Dichloroethene	ND	ug/kg	8.6	1	09/10/20 09:55	09/10/20 11:59	156-59-2	
trans-1,2-Dichloroethene	ND	ug/kg	8.6	1	09/10/20 09:55	09/10/20 11:59	156-60-5	
1,2-Dichloropropane	ND	ug/kg	8.6	1	09/10/20 09:55	09/10/20 11:59	78-87-5	
1,3-Dichloropropane	ND	ug/kg	8.6	1	09/10/20 09:55	09/10/20 11:59	142-28-9	

REPORT OF LABORATORY ANALYSIS

This report shall not be reproduced, except in full,
without the written consent of Pace Analytical Services, LLC.

Pace Analytical Services, LLC
9800 Kincey Ave. Suite 100
Huntersville, NC 28078
(704)875-9092

ANALYTICAL RESULTS

Project: Colonial Pipeline (9/4-9/8 SL)
Pace Project No.: 92494609

Sample: BH-13 (1-2.5) **Lab ID: 92494609017** Collected: 09/05/20 15:45 Received: 09/09/20 13:57 Matrix: Solid

Results reported on a "dry weight" basis and are adjusted for percent moisture, sample size and any dilutions.

Parameters	Results	Units	Report Limit	DF	Prepared	Analyzed	CAS No.	Qual
8260D/5035A/5030B Volatiles	Analytical Method: EPA 8260D Preparation Method: EPA 5035A/5030B Pace Analytical Services - Charlotte							
2,2-Dichloropropane	ND	ug/kg	8.6	1	09/10/20 09:55	09/10/20 11:59	594-20-7	
1,1-Dichloropropene	ND	ug/kg	8.6	1	09/10/20 09:55	09/10/20 11:59	563-58-6	
cis-1,3-Dichloropropene	ND	ug/kg	8.6	1	09/10/20 09:55	09/10/20 11:59	10061-01-5	
trans-1,3-Dichloropropene	ND	ug/kg	8.6	1	09/10/20 09:55	09/10/20 11:59	10061-02-6	
Diisopropyl ether	ND	ug/kg	8.6	1	09/10/20 09:55	09/10/20 11:59	108-20-3	
Ethylbenzene	ND	ug/kg	8.6	1	09/10/20 09:55	09/10/20 11:59	100-41-4	
Hexachloro-1,3-butadiene	ND	ug/kg	8.6	1	09/10/20 09:55	09/10/20 11:59	87-68-3	
2-Hexanone	ND	ug/kg	86.4	1	09/10/20 09:55	09/10/20 11:59	591-78-6	
Isopropylbenzene (Cumene)	ND	ug/kg	8.6	1	09/10/20 09:55	09/10/20 11:59	98-82-8	
p-Isopropyltoluene	ND	ug/kg	8.6	1	09/10/20 09:55	09/10/20 11:59	99-87-6	
Methylene Chloride	ND	ug/kg	34.6	1	09/10/20 09:55	09/10/20 11:59	75-09-2	
4-Methyl-2-pentanone (MIBK)	ND	ug/kg	86.4	1	09/10/20 09:55	09/10/20 11:59	108-10-1	
Methyl-tert-butyl ether	ND	ug/kg	8.6	1	09/10/20 09:55	09/10/20 11:59	1634-04-4	
Naphthalene	ND	ug/kg	8.6	1	09/10/20 09:55	09/10/20 11:59	91-20-3	
n-Propylbenzene	ND	ug/kg	8.6	1	09/10/20 09:55	09/10/20 11:59	103-65-1	
Styrene	ND	ug/kg	8.6	1	09/10/20 09:55	09/10/20 11:59	100-42-5	
1,1,1,2-Tetrachloroethane	ND	ug/kg	8.6	1	09/10/20 09:55	09/10/20 11:59	630-20-6	
1,1,2,2-Tetrachloroethane	ND	ug/kg	8.6	1	09/10/20 09:55	09/10/20 11:59	79-34-5	
Tetrachloroethene	ND	ug/kg	8.6	1	09/10/20 09:55	09/10/20 11:59	127-18-4	v1
Toluene	ND	ug/kg	8.6	1	09/10/20 09:55	09/10/20 11:59	108-88-3	IK
1,2,3-Trichlorobenzene	ND	ug/kg	8.6	1	09/10/20 09:55	09/10/20 11:59	87-61-6	
1,2,4-Trichlorobenzene	ND	ug/kg	8.6	1	09/10/20 09:55	09/10/20 11:59	120-82-1	
1,1,1-Trichloroethane	ND	ug/kg	8.6	1	09/10/20 09:55	09/10/20 11:59	71-55-6	
1,1,2-Trichloroethane	ND	ug/kg	8.6	1	09/10/20 09:55	09/10/20 11:59	79-00-5	
Trichloroethene	ND	ug/kg	8.6	1	09/10/20 09:55	09/10/20 11:59	79-01-6	
Trichlorofluoromethane	ND	ug/kg	8.6	1	09/10/20 09:55	09/10/20 11:59	75-69-4	
1,2,3-Trichloropropane	ND	ug/kg	8.6	1	09/10/20 09:55	09/10/20 11:59	96-18-4	
1,2,4-Trimethylbenzene	ND	ug/kg	8.6	1	09/10/20 09:55	09/10/20 11:59	95-63-6	
1,3,5-Trimethylbenzene	ND	ug/kg	8.6	1	09/10/20 09:55	09/10/20 11:59	108-67-8	
Vinyl acetate	ND	ug/kg	86.4	1	09/10/20 09:55	09/10/20 11:59	108-05-4	
Vinyl chloride	ND	ug/kg	17.3	1	09/10/20 09:55	09/10/20 11:59	75-01-4	
Xylene (Total)	ND	ug/kg	17.3	1	09/10/20 09:55	09/10/20 11:59	1330-20-7	
m&p-Xylene	ND	ug/kg	17.3	1	09/10/20 09:55	09/10/20 11:59	179601-23-1	
o-Xylene	ND	ug/kg	8.6	1	09/10/20 09:55	09/10/20 11:59	95-47-6	
Surrogates								
Toluene-d8 (S)	98	%	70-130	1	09/10/20 09:55	09/10/20 11:59	2037-26-5	
4-Bromofluorobenzene (S)	103	%	70-130	1	09/10/20 09:55	09/10/20 11:59	460-00-4	
1,2-Dichloroethane-d4 (S)	95	%	70-132	1	09/10/20 09:55	09/10/20 11:59	17060-07-0	
Percent Moisture	Analytical Method: ASTM D2974-87 Pace Analytical Services - Charlotte							
Percent Moisture	**24.6**	%	0.10	1		09/09/20 17:30		

REPORT OF LABORATORY ANALYSIS

This report shall not be reproduced, except in full,
without the written consent of Pace Analytical Services, LLC.

Pace Analytical Services, LLC
9800 Kincey Ave. Suite 100
Huntersville, NC 28078
(704)875-9092

ANALYTICAL RESULTS

Project: Colonial Pipeline (9/4-9/8 SL)
Pace Project No.: 92494609

Sample: BH-13 (1-2.5) **Lab ID: 92494609017** Collected: 09/05/20 15:45 Received: 09/09/20 13:57 Matrix: Solid

Results reported on a "wet-weight" basis

Parameters	Results	Units	Report Limit	DF	Prepared	Analyzed	CAS No.	Qual
Total Solids 2540 G-2011	Analytical Method: SM 2540G Preparation Method: SM 2540 G Pace National - Mt. Juliet							
Total Solids	**76.9**	%		1	09/10/20 13:59	09/10/20 14:08		

REPORT OF LABORATORY ANALYSIS

This report shall not be reproduced, except in full,
without the written consent of Pace Analytical Services, LLC.

Pace Analytical Services, LLC
9800 Kincey Ave. Suite 100
Huntersville, NC 28078
(704)875-9092

ANALYTICAL RESULTS

Project: Colonial Pipeline (9/4-9/8 SL)
Pace Project No.: 92494609

Sample: BH-13 (5-7.5) **Lab ID: 92494609018** Collected: 09/05/20 15:40 Received: 09/09/20 13:57 Matrix: Solid

Results reported on a "dry weight" basis and are adjusted for percent moisture, sample size and any dilutions.

Parameters	Results	Units	Report Limit	DF	Prepared	Analyzed	CAS No.	Qual
MADEPV	Analytical Method: MADEP VPH Preparation Method: MADEPV Pace National - Mt. Juliet							
Aliphatic (C05-C08)	ND	mg/kg	7.57	1.14	09/05/20 15:40	09/11/20 10:57		
Aliphatic (C09-C12)	ND	mg/kg	7.57	1.14	09/05/20 15:40	09/11/20 10:57		
Aromatic (C09-C10),Unadjusted	ND	mg/kg	7.57	1.14	09/05/20 15:40	09/11/20 10:57	TPHC9C10A	
Total VPH	ND	mg/kg	7.57	1.14	09/05/20 15:40	09/11/20 10:57	VPH	
Surrogates								
2,5-Dibromotoluene (FID)	95.4	%	70.0-130	1.14	09/05/20 15:40	09/11/20 10:57	615-59-8FID	
2,5-Dibromotoluene (PID)	89.0	%	70.0-130	1.14	09/05/20 15:40	09/11/20 10:57	615-59-8PID	
8260D/5035A/5030B Volatiles	Analytical Method: EPA 8260D Preparation Method: EPA 5035A/5030B Pace Analytical Services - Charlotte							
Acetone	ND	ug/kg	127	1	09/10/20 09:55	09/10/20 12:17	67-64-1	
Benzene	ND	ug/kg	6.4	1	09/10/20 09:55	09/10/20 12:17	71-43-2	
Bromobenzene	ND	ug/kg	6.4	1	09/10/20 09:55	09/10/20 12:17	108-86-1	
Bromochloromethane	ND	ug/kg	6.4	1	09/10/20 09:55	09/10/20 12:17	74-97-5	
Bromodichloromethane	ND	ug/kg	6.4	1	09/10/20 09:55	09/10/20 12:17	75-27-4	v1
Bromoform	ND	ug/kg	6.4	1	09/10/20 09:55	09/10/20 12:17	75-25-2	
Bromomethane	ND	ug/kg	12.7	1	09/10/20 09:55	09/10/20 12:17	74-83-9	
2-Butanone (MEK)	ND	ug/kg	127	1	09/10/20 09:55	09/10/20 12:17	78-93-3	
n-Butylbenzene	ND	ug/kg	6.4	1	09/10/20 09:55	09/10/20 12:17	104-51-8	
sec-Butylbenzene	ND	ug/kg	6.4	1	09/10/20 09:55	09/10/20 12:17	135-98-8	
tert-Butylbenzene	ND	ug/kg	6.4	1	09/10/20 09:55	09/10/20 12:17	98-06-6	
Carbon tetrachloride	ND	ug/kg	6.4	1	09/10/20 09:55	09/10/20 12:17	56-23-5	v1
Chlorobenzene	ND	ug/kg	6.4	1	09/10/20 09:55	09/10/20 12:17	108-90-7	
Chloroethane	ND	ug/kg	12.7	1	09/10/20 09:55	09/10/20 12:17	75-00-3	
Chloroform	ND	ug/kg	6.4	1	09/10/20 09:55	09/10/20 12:17	67-66-3	
Chloromethane	ND	ug/kg	12.7	1	09/10/20 09:55	09/10/20 12:17	74-87-3	
2-Chlorotoluene	ND	ug/kg	6.4	1	09/10/20 09:55	09/10/20 12:17	95-49-8	
4-Chlorotoluene	ND	ug/kg	6.4	1	09/10/20 09:55	09/10/20 12:17	106-43-4	
1,2-Dibromo-3-chloropropane	ND	ug/kg	6.4	1	09/10/20 09:55	09/10/20 12:17	96-12-8	
Dibromochloromethane	ND	ug/kg	6.4	1	09/10/20 09:55	09/10/20 12:17	124-48-1	
1,2-Dibromoethane (EDB)	ND	ug/kg	6.4	1	09/10/20 09:55	09/10/20 12:17	106-93-4	
Dibromomethane	ND	ug/kg	6.4	1	09/10/20 09:55	09/10/20 12:17	74-95-3	
1,2-Dichlorobenzene	ND	ug/kg	6.4	1	09/10/20 09:55	09/10/20 12:17	95-50-1	
1,3-Dichlorobenzene	ND	ug/kg	6.4	1	09/10/20 09:55	09/10/20 12:17	541-73-1	
1,4-Dichlorobenzene	ND	ug/kg	6.4	1	09/10/20 09:55	09/10/20 12:17	106-46-7	
Dichlorodifluoromethane	ND	ug/kg	12.7	1	09/10/20 09:55	09/10/20 12:17	75-71-8	
1,1-Dichloroethane	ND	ug/kg	6.4	1	09/10/20 09:55	09/10/20 12:17	75-34-3	
1,2-Dichloroethane	ND	ug/kg	6.4	1	09/10/20 09:55	09/10/20 12:17	107-06-2	
1,1-Dichloroethene	ND	ug/kg	6.4	1	09/10/20 09:55	09/10/20 12:17	75-35-4	
cis-1,2-Dichloroethene	ND	ug/kg	6.4	1	09/10/20 09:55	09/10/20 12:17	156-59-2	
trans-1,2-Dichloroethene	ND	ug/kg	6.4	1	09/10/20 09:55	09/10/20 12:17	156-60-5	
1,2-Dichloropropane	ND	ug/kg	6.4	1	09/10/20 09:55	09/10/20 12:17	78-87-5	
1,3-Dichloropropane	ND	ug/kg	6.4	1	09/10/20 09:55	09/10/20 12:17	142-28-9	
2,2-Dichloropropane	ND	ug/kg	6.4	1	09/10/20 09:55	09/10/20 12:17	594-20-7	
1,1-Dichloropropene	ND	ug/kg	6.4	1	09/10/20 09:55	09/10/20 12:17	563-58-6	

This report shall not be reproduced, except in full,
without the written consent of Pace Analytical Services, LLC.

Pace Analytical Services, LLC
9800 Kincey Ave. Suite 100
Huntersville, NC 28078
(704)875-9092

ANALYTICAL RESULTS

Project: Colonial Pipeline (9/4-9/8 SL)
Pace Project No.: 92494609

Sample: BH-13 (5-7.5) **Lab ID: 92494609018** Collected: 09/05/20 15:40 Received: 09/09/20 13:57 Matrix: Solid

Results reported on a "dry weight" basis and are adjusted for percent moisture, sample size and any dilutions.

Parameters	Results	Units	Report Limit	DF	Prepared	Analyzed	CAS No.	Qual
8260D/5035A/5030B Volatiles	Analytical Method: EPA 8260D Preparation Method: EPA 5035A/5030B Pace Analytical Services - Charlotte							
cis-1,3-Dichloropropene	ND	ug/kg	6.4	1	09/10/20 09:55	09/10/20 12:17	10061-01-5	
trans-1,3-Dichloropropene	ND	ug/kg	6.4	1	09/10/20 09:55	09/10/20 12:17	10061-02-6	
Diisopropyl ether	ND	ug/kg	6.4	1	09/10/20 09:55	09/10/20 12:17	108-20-3	
Ethylbenzene	ND	ug/kg	6.4	1	09/10/20 09:55	09/10/20 12:17	100-41-4	
Hexachloro-1,3-butadiene	ND	ug/kg	6.4	1	09/10/20 09:55	09/10/20 12:17	87-68-3	
2-Hexanone	ND	ug/kg	63.7	1	09/10/20 09:55	09/10/20 12:17	591-78-6	
Isopropylbenzene (Cumene)	ND	ug/kg	6.4	1	09/10/20 09:55	09/10/20 12:17	98-82-8	
p-Isopropyltoluene	ND	ug/kg	6.4	1	09/10/20 09:55	09/10/20 12:17	99-87-6	
Methylene Chloride	ND	ug/kg	25.5	1	09/10/20 09:55	09/10/20 12:17	75-09-2	
4-Methyl-2-pentanone (MIBK)	ND	ug/kg	63.7	1	09/10/20 09:55	09/10/20 12:17	108-10-1	
Methyl-tert-butyl ether	ND	ug/kg	6.4	1	09/10/20 09:55	09/10/20 12:17	1634-04-4	
Naphthalene	ND	ug/kg	6.4	1	09/10/20 09:55	09/10/20 12:17	91-20-3	
n-Propylbenzene	ND	ug/kg	6.4	1	09/10/20 09:55	09/10/20 12:17	103-65-1	
Styrene	ND	ug/kg	6.4	1	09/10/20 09:55	09/10/20 12:17	100-42-5	
1,1,1,2-Tetrachloroethane	ND	ug/kg	6.4	1	09/10/20 09:55	09/10/20 12:17	630-20-6	
1,1,2,2-Tetrachloroethane	ND	ug/kg	6.4	1	09/10/20 09:55	09/10/20 12:17	79-34-5	
Tetrachloroethene	ND	ug/kg	6.4	1	09/10/20 09:55	09/10/20 12:17	127-18-4	v1
Toluene	ND	ug/kg	6.4	1	09/10/20 09:55	09/10/20 12:17	108-88-3	IK
1,2,3-Trichlorobenzene	ND	ug/kg	6.4	1	09/10/20 09:55	09/10/20 12:17	87-61-6	
1,2,4-Trichlorobenzene	ND	ug/kg	6.4	1	09/10/20 09:55	09/10/20 12:17	120-82-1	
1,1,1-Trichloroethane	ND	ug/kg	6.4	1	09/10/20 09:55	09/10/20 12:17	71-55-6	
1,1,2-Trichloroethane	ND	ug/kg	6.4	1	09/10/20 09:55	09/10/20 12:17	79-00-5	
Trichloroethene	ND	ug/kg	6.4	1	09/10/20 09:55	09/10/20 12:17	79-01-6	
Trichlorofluoromethane	ND	ug/kg	6.4	1	09/10/20 09:55	09/10/20 12:17	75-69-4	
1,2,3-Trichloropropane	ND	ug/kg	6.4	1	09/10/20 09:55	09/10/20 12:17	96-18-4	
1,2,4-Trimethylbenzene	ND	ug/kg	6.4	1	09/10/20 09:55	09/10/20 12:17	95-63-6	
1,3,5-Trimethylbenzene	ND	ug/kg	6.4	1	09/10/20 09:55	09/10/20 12:17	108-67-8	
Vinyl acetate	ND	ug/kg	63.7	1	09/10/20 09:55	09/10/20 12:17	108-05-4	
Vinyl chloride	ND	ug/kg	12.7	1	09/10/20 09:55	09/10/20 12:17	75-01-4	
Xylene (Total)	ND	ug/kg	12.7	1	09/10/20 09:55	09/10/20 12:17	1330-20-7	
m&p-Xylene	ND	ug/kg	12.7	1	09/10/20 09:55	09/10/20 12:17	179601-23-1	
o-Xylene	ND	ug/kg	6.4	1	09/10/20 09:55	09/10/20 12:17	95-47-6	
Surrogates								
Toluene-d8 (S)	99	%	70-130	1	09/10/20 09:55	09/10/20 12:17	2037-26-5	
4-Bromofluorobenzene (S)	103	%	70-130	1	09/10/20 09:55	09/10/20 12:17	460-00-4	
1,2-Dichloroethane-d4 (S)	96	%	70-132	1	09/10/20 09:55	09/10/20 12:17	17060-07-0	
Percent Moisture	Analytical Method: ASTM D2974-87 Pace Analytical Services - Charlotte							
Percent Moisture	**23.3**	%	0.10	1		09/09/20 17:30		
Total Solids 2540 G-2011	Analytical Method: SM 2540G Preparation Method: SM 2540 G Pace National - Mt. Juliet							
Total Solids	**85.1**	%		1	09/10/20 13:59	09/10/20 14:08		

REPORT OF LABORATORY ANALYSIS

This report shall not be reproduced, except in full,
without the written consent of Pace Analytical Services, LLC.

Pace Analytical Services, LLC
9800 Kincey Ave. Suite 100
Huntersville, NC 28078
(704)875-9092

ANALYTICAL RESULTS

Project: Colonial Pipeline (9/4-9/8 SL)
Pace Project No.: 92494609

Sample: TB-20200909-1 **Lab ID: 92494609023** Collected: 09/09/20 00:00 Received: 09/09/20 13:57 Matrix: Water

Parameters	Results	Units	Report Limit	DF	Prepared	Analyzed	CAS No.	Qual
8260D MSV Low Level	Analytical Method: EPA 8260D Pace Analytical Services - Charlotte							
Acetone	ND	ug/L	25.0	1		09/10/20 13:23	67-64-1	
Benzene	ND	ug/L	1.0	1		09/10/20 13:23	71-43-2	
Bromobenzene	ND	ug/L	1.0	1		09/10/20 13:23	108-86-1	
Bromochloromethane	ND	ug/L	1.0	1		09/10/20 13:23	74-97-5	
Bromodichloromethane	ND	ug/L	1.0	1		09/10/20 13:23	75-27-4	
Bromoform	ND	ug/L	1.0	1		09/10/20 13:23	75-25-2	
Bromomethane	ND	ug/L	2.0	1		09/10/20 13:23	74-83-9	v2
2-Butanone (MEK)	ND	ug/L	5.0	1		09/10/20 13:23	78-93-3	
Carbon tetrachloride	ND	ug/L	1.0	1		09/10/20 13:23	56-23-5	
Chlorobenzene	ND	ug/L	1.0	1		09/10/20 13:23	108-90-7	
Chloroethane	ND	ug/L	1.0	1		09/10/20 13:23	75-00-3	IL
Chloroform	ND	ug/L	5.0	1		09/10/20 13:23	67-66-3	
Chloromethane	ND	ug/L	1.0	1		09/10/20 13:23	74-87-3	
2-Chlorotoluene	ND	ug/L	1.0	1		09/10/20 13:23	95-49-8	
4-Chlorotoluene	ND	ug/L	1.0	1		09/10/20 13:23	106-43-4	
1,2-Dibromo-3-chloropropane	ND	ug/L	5.0	1		09/10/20 13:23	96-12-8	
Dibromochloromethane	ND	ug/L	1.0	1		09/10/20 13:23	124-48-1	
1,2-Dibromoethane (EDB)	ND	ug/L	1.0	1		09/10/20 13:23	106-93-4	
Dibromomethane	ND	ug/L	1.0	1		09/10/20 13:23	74-95-3	
1,2-Dichlorobenzene	ND	ug/L	1.0	1		09/10/20 13:23	95-50-1	
1,3-Dichlorobenzene	ND	ug/L	1.0	1		09/10/20 13:23	541-73-1	
1,4-Dichlorobenzene	ND	ug/L	1.0	1		09/10/20 13:23	106-46-7	
Dichlorodifluoromethane	ND	ug/L	1.0	1		09/10/20 13:23	75-71-8	
1,1-Dichloroethane	ND	ug/L	1.0	1		09/10/20 13:23	75-34-3	
1,2-Dichloroethane	ND	ug/L	1.0	1		09/10/20 13:23	107-06-2	
1,1-Dichloroethene	ND	ug/L	1.0	1		09/10/20 13:23	75-35-4	
cis-1,2-Dichloroethene	ND	ug/L	1.0	1		09/10/20 13:23	156-59-2	
trans-1,2-Dichloroethene	ND	ug/L	1.0	1		09/10/20 13:23	156-60-5	
1,2-Dichloropropane	ND	ug/L	1.0	1		09/10/20 13:23	78-87-5	
1,3-Dichloropropane	ND	ug/L	1.0	1		09/10/20 13:23	142-28-9	
2,2-Dichloropropane	ND	ug/L	1.0	1		09/10/20 13:23	594-20-7	
1,1-Dichloropropene	ND	ug/L	1.0	1		09/10/20 13:23	563-58-6	
cis-1,3-Dichloropropene	ND	ug/L	1.0	1		09/10/20 13:23	10061-01-5	
trans-1,3-Dichloropropene	ND	ug/L	1.0	1		09/10/20 13:23	10061-02-6	
Diisopropyl ether	ND	ug/L	1.0	1		09/10/20 13:23	108-20-3	
Ethylbenzene	ND	ug/L	1.0	1		09/10/20 13:23	100-41-4	
Hexachloro-1,3-butadiene	ND	ug/L	1.0	1		09/10/20 13:23	87-68-3	
2-Hexanone	ND	ug/L	5.0	1		09/10/20 13:23	591-78-6	
p-Isopropyltoluene	ND	ug/L	1.0	1		09/10/20 13:23	99-87-6	
Methylene Chloride	ND	ug/L	5.0	1		09/10/20 13:23	75-09-2	
4-Methyl-2-pentanone (MIBK)	ND	ug/L	5.0	1		09/10/20 13:23	108-10-1	
Methyl-tert-butyl ether	ND	ug/L	1.0	1		09/10/20 13:23	1634-04-4	
Naphthalene	ND	ug/L	1.0	1		09/10/20 13:23	91-20-3	
Styrene	ND	ug/L	1.0	1		09/10/20 13:23	100-42-5	
1,1,1,2-Tetrachloroethane	ND	ug/L	1.0	1		09/10/20 13:23	630-20-6	
1,1,2,2-Tetrachloroethane	ND	ug/L	1.0	1		09/10/20 13:23	79-34-5	

REPORT OF LABORATORY ANALYSIS

This report shall not be reproduced, except in full,
without the written consent of Pace Analytical Services, LLC.

Pace Analytical Services, LLC
9800 Kincey Ave. Suite 100
Huntersville, NC 28078
(704)875-9092

ANALYTICAL RESULTS

Project: Colonial Pipeline (9/4-9/8 SL)
Pace Project No.: 92494609

Sample: TB-20200909-1 **Lab ID: 92494609023** Collected: 09/09/20 00:00 Received: 09/09/20 13:57 Matrix: Water

Parameters	Results	Units	Report Limit	DF	Prepared	Analyzed	CAS No.	Qual
8260D MSV Low Level	Analytical Method: EPA 8260D Pace Analytical Services - Charlotte							
Tetrachloroethene	ND	ug/L	1.0	1		09/10/20 13:23	127-18-4	
Toluene	ND	ug/L	1.0	1		09/10/20 13:23	108-88-3	
1,2,3-Trichlorobenzene	ND	ug/L	1.0	1		09/10/20 13:23	87-61-6	
1,2,4-Trichlorobenzene	ND	ug/L	1.0	1		09/10/20 13:23	120-82-1	
1,1,1-Trichloroethane	ND	ug/L	1.0	1		09/10/20 13:23	71-55-6	
1,1,2-Trichloroethane	ND	ug/L	1.0	1		09/10/20 13:23	79-00-5	
Trichloroethene	ND	ug/L	1.0	1		09/10/20 13:23	79-01-6	
Trichlorofluoromethane	ND	ug/L	1.0	1		09/10/20 13:23	75-69-4	
1,2,3-Trichloropropane	ND	ug/L	1.0	1		09/10/20 13:23	96-18-4	
Vinyl acetate	ND	ug/L	2.0	1		09/10/20 13:23	108-05-4	
Vinyl chloride	ND	ug/L	1.0	1		09/10/20 13:23	75-01-4	
Xylene (Total)	ND	ug/L	1.0	1		09/10/20 13:23	1330-20-7	
m&p-Xylene	ND	ug/L	2.0	1		09/10/20 13:23	179601-23-1	
o-Xylene	ND	ug/L	1.0	1		09/10/20 13:23	95-47-6	
Surrogates								
4-Bromofluorobenzene (S)	98	%	70-130	1		09/10/20 13:23	460-00-4	
1,2-Dichloroethane-d4 (S)	99	%	70-130	1		09/10/20 13:23	17060-07-0	
Toluene-d8 (S)	101	%	70-130	1		09/10/20 13:23	2037-26-5	

This report shall not be reproduced, except in full,
without the written consent of Pace Analytical Services, LLC.

Pace Analytical Services, LLC
9800 Kincey Ave. Suite 100
Huntersville, NC 28078
(704)875-9092

ANALYTICAL RESULTS

Project: Colonial Pipeline (9/4-9/8 SL)
Pace Project No.: 92494609

Sample: TB-20200909-2 **Lab ID: 92494609024** Collected: 09/09/20 00:00 Received: 09/09/20 13:57 Matrix: Water

Parameters	Results	Units	Report Limit	DF	Prepared	Analyzed	CAS No.	Qual
8260D MSV Low Level	Analytical Method: EPA 8260D Pace Analytical Services - Charlotte							
Acetone	ND	ug/L	25.0	1		09/10/20 13:41	67-64-1	
Benzene	ND	ug/L	1.0	1		09/10/20 13:41	71-43-2	
Bromobenzene	ND	ug/L	1.0	1		09/10/20 13:41	108-86-1	
Bromochloromethane	ND	ug/L	1.0	1		09/10/20 13:41	74-97-5	
Bromodichloromethane	ND	ug/L	1.0	1		09/10/20 13:41	75-27-4	
Bromoform	ND	ug/L	1.0	1		09/10/20 13:41	75-25-2	
Bromomethane	ND	ug/L	2.0	1		09/10/20 13:41	74-83-9	v2
2-Butanone (MEK)	ND	ug/L	5.0	1		09/10/20 13:41	78-93-3	
Carbon tetrachloride	ND	ug/L	1.0	1		09/10/20 13:41	56-23-5	
Chlorobenzene	ND	ug/L	1.0	1		09/10/20 13:41	108-90-7	
Chloroethane	ND	ug/L	1.0	1		09/10/20 13:41	75-00-3	IL
Chloroform	ND	ug/L	5.0	1		09/10/20 13:41	67-66-3	
Chloromethane	ND	ug/L	1.0	1		09/10/20 13:41	74-87-3	
2-Chlorotoluene	ND	ug/L	1.0	1		09/10/20 13:41	95-49-8	
4-Chlorotoluene	ND	ug/L	1.0	1		09/10/20 13:41	106-43-4	
1,2-Dibromo-3-chloropropane	ND	ug/L	5.0	1		09/10/20 13:41	96-12-8	
Dibromochloromethane	ND	ug/L	1.0	1		09/10/20 13:41	124-48-1	
1,2-Dibromoethane (EDB)	ND	ug/L	1.0	1		09/10/20 13:41	106-93-4	
Dibromomethane	ND	ug/L	1.0	1		09/10/20 13:41	74-95-3	
1,2-Dichlorobenzene	ND	ug/L	1.0	1		09/10/20 13:41	95-50-1	
1,3-Dichlorobenzene	ND	ug/L	1.0	1		09/10/20 13:41	541-73-1	
1,4-Dichlorobenzene	ND	ug/L	1.0	1		09/10/20 13:41	106-46-7	
Dichlorodifluoromethane	ND	ug/L	1.0	1		09/10/20 13:41	75-71-8	
1,1-Dichloroethane	ND	ug/L	1.0	1		09/10/20 13:41	75-34-3	
1,2-Dichloroethane	ND	ug/L	1.0	1		09/10/20 13:41	107-06-2	
1,1-Dichloroethene	ND	ug/L	1.0	1		09/10/20 13:41	75-35-4	
cis-1,2-Dichloroethene	ND	ug/L	1.0	1		09/10/20 13:41	156-59-2	
trans-1,2-Dichloroethene	ND	ug/L	1.0	1		09/10/20 13:41	156-60-5	
1,2-Dichloropropane	ND	ug/L	1.0	1		09/10/20 13:41	78-87-5	
1,3-Dichloropropane	ND	ug/L	1.0	1		09/10/20 13:41	142-28-9	
2,2-Dichloropropane	ND	ug/L	1.0	1		09/10/20 13:41	594-20-7	
1,1-Dichloropropene	ND	ug/L	1.0	1		09/10/20 13:41	563-58-6	
cis-1,3-Dichloropropene	ND	ug/L	1.0	1		09/10/20 13:41	10061-01-5	
trans-1,3-Dichloropropene	ND	ug/L	1.0	1		09/10/20 13:41	10061-02-6	
Diisopropyl ether	ND	ug/L	1.0	1		09/10/20 13:41	108-20-3	
Ethylbenzene	ND	ug/L	1.0	1		09/10/20 13:41	100-41-4	
Hexachloro-1,3-butadiene	ND	ug/L	1.0	1		09/10/20 13:41	87-68-3	
2-Hexanone	ND	ug/L	5.0	1		09/10/20 13:41	591-78-6	
p-Isopropyltoluene	ND	ug/L	1.0	1		09/10/20 13:41	99-87-6	
Methylene Chloride	ND	ug/L	5.0	1		09/10/20 13:41	75-09-2	
4-Methyl-2-pentanone (MIBK)	ND	ug/L	5.0	1		09/10/20 13:41	108-10-1	
Methyl-tert-butyl ether	ND	ug/L	1.0	1		09/10/20 13:41	1634-04-4	
Naphthalene	ND	ug/L	1.0	1		09/10/20 13:41	91-20-3	
Styrene	ND	ug/L	1.0	1		09/10/20 13:41	100-42-5	
1,1,1,2-Tetrachloroethane	ND	ug/L	1.0	1		09/10/20 13:41	630-20-6	
1,1,2,2-Tetrachloroethane	ND	ug/L	1.0	1		09/10/20 13:41	79-34-5	

REPORT OF LABORATORY ANALYSIS

This report shall not be reproduced, except in full,
without the written consent of Pace Analytical Services, LLC.

Pace Analytical Services, LLC
9800 Kincey Ave. Suite 100
Huntersville, NC 28078
(704)875-9092

ANALYTICAL RESULTS

Project: Colonial Pipeline (9/4-9/8 SL)
Pace Project No.: 92494609

Sample: TB-20200909-2 **Lab ID: 92494609024** Collected: 09/09/20 00:00 Received: 09/09/20 13:57 Matrix: Water

Parameters	Results	Units	Report Limit	DF	Prepared	Analyzed	CAS No.	Qual
8260D MSV Low Level	Analytical Method: EPA 8260D Pace Analytical Services - Charlotte							
Tetrachloroethene	ND	ug/L	1.0	1		09/10/20 13:41	127-18-4	
Toluene	ND	ug/L	1.0	1		09/10/20 13:41	108-88-3	
1,2,3-Trichlorobenzene	ND	ug/L	1.0	1		09/10/20 13:41	87-61-6	
1,2,4-Trichlorobenzene	ND	ug/L	1.0	1		09/10/20 13:41	120-82-1	
1,1,1-Trichloroethane	ND	ug/L	1.0	1		09/10/20 13:41	71-55-6	
1,1,2-Trichloroethane	ND	ug/L	1.0	1		09/10/20 13:41	79-00-5	
Trichloroethene	ND	ug/L	1.0	1		09/10/20 13:41	79-01-6	
Trichlorofluoromethane	ND	ug/L	1.0	1		09/10/20 13:41	75-69-4	
1,2,3-Trichloropropane	ND	ug/L	1.0	1		09/10/20 13:41	96-18-4	
Vinyl acetate	ND	ug/L	2.0	1		09/10/20 13:41	108-05-4	
Vinyl chloride	ND	ug/L	1.0	1		09/10/20 13:41	75-01-4	
Xylene (Total)	ND	ug/L	1.0	1		09/10/20 13:41	1330-20-7	
m&p-Xylene	ND	ug/L	2.0	1		09/10/20 13:41	179601-23-1	
o-Xylene	ND	ug/L	1.0	1		09/10/20 13:41	95-47-6	
Surrogates								
4-Bromofluorobenzene (S)	98	%	70-130	1		09/10/20 13:41	460-00-4	
1,2-Dichloroethane-d4 (S)	99	%	70-130	1		09/10/20 13:41	17060-07-0	
Toluene-d8 (S)	102	%	70-130	1		09/10/20 13:41	2037-26-5	

This report shall not be reproduced, except in full,
without the written consent of Pace Analytical Services, LLC.

Pace Analytical Services, LLC
9800 Kincey Ave. Suite 100
Huntersville, NC 28078
(704)875-9092

QUALITY CONTROL DATA

Project: Colonial Pipeline (9/4-9/8 SL)
Pace Project No.: 92494609

QC Batch: 1540958 — Analysis Method: MADEP VPH
QC Batch Method: MADEPV — Analysis Description: MADEPV
Laboratory: Pace National - Mt. Juliet

Associated Lab Samples: 92494609001, 92494609002, 92494609003, 92494609004, 92494609005, 92494609006, 92494609007, 92494609008, 92494609009, 92494609010, 92494609011, 92494609012, 92494609013, 92494609014, 92494609016, 92494609017, 92494609018

METHOD BLANK: R3569408-3 — Matrix: Solid

Associated Lab Samples: 92494609001, 92494609002, 92494609003, 92494609004, 92494609005, 92494609006, 92494609007, 92494609008, 92494609009, 92494609010, 92494609011, 92494609012, 92494609013, 92494609014, 92494609016, 92494609017, 92494609018

Parameter	Units	Blank Result	Reporting Limit	Analyzed	Qualifiers
Aliphatic (C05-C08)	mg/kg	ND	5.00	09/10/20 20:52	
Aliphatic (C09-C12)	mg/kg	ND	5.00	09/10/20 20:52	
Aromatic (C09-C10),Unadjusted	mg/kg	ND	5.00	09/10/20 20:52	
Total VPH	mg/kg	ND	5.00	09/10/20 20:52	
2,5-Dibromotoluene (FID)	%	89.7	70.0-130	09/10/20 20:52	
2,5-Dibromotoluene (PID)	%	83.8	70.0-130	09/10/20 20:52	

LABORATORY CONTROL SAMPLE & LCSD: R3569408-1 R3569408-2

Parameter	Units	Spike Conc.	LCS Result	LCSD Result	LCS % Rec	LCSD % Rec	% Rec Limits	RPD	Max RPD	Qualifiers
Aliphatic (C05-C08)	mg/kg	60.0	49.1	47.9	81.8	79.8	70.0-130	2.47	25	
Aliphatic (C09-C12)	mg/kg	70.0	63.3	61.8	90.4	88.3	70.0-130	2.40	25	
Aromatic (C09-C10),Unadjusted	mg/kg	10.0	8.47	8.40	84.7	84.0	70.0-130	0.830	25	
Total VPH	mg/kg	140	121	118	86.4	84.3	70.0-130	2.51	25	
2,5-Dibromotoluene (FID)	%				94.9	95.5	70.0-130			
2,5-Dibromotoluene (PID)	%				89.9	91.6	70.0-130			

Results presented on this page are in the units indicated by the "Units" column except where an alternate unit is presented to the right of the result.

REPORT OF LABORATORY ANALYSIS

This report shall not be reproduced, except in full,
without the written consent of Pace Analytical Services, LLC.

Pace Analytical Services, LLC
9800 Kincey Ave. Suite 100
Huntersville, NC 28078
(704)875-9092

QUALITY CONTROL DATA

Project: Colonial Pipeline (9/4-9/8 SL)
Pace Project No.: 92494609

QC Batch: 1541561 | Analysis Method: MADEP VPH
QC Batch Method: MADEPV | Analysis Description: MADEPV
Laboratory: Pace National - Mt. Juliet
Associated Lab Samples: 92494609014, 92494609015, 92494609016, 92494609017

METHOD BLANK: R3569586-3 Matrix: Solid
Associated Lab Samples: 92494609014, 92494609015, 92494609016, 92494609017

Parameter	Units	Blank Result	Reporting Limit	Analyzed	Qualifiers
Aliphatic (C05-C08)	mg/kg	ND	5.00	09/11/20 16:08	
Aliphatic (C09-C12)	mg/kg	ND	5.00	09/11/20 16:08	
Aromatic (C09-C10),Unadjusted	mg/kg	ND	5.00	09/11/20 16:08	
Total VPH	mg/kg	ND	5.00	09/11/20 16:08	
2,5-Dibromotoluene (FID)	%	92	70.0-130	09/11/20 16:08	
2,5-Dibromotoluene (PID)	%	84.9	70.0-130	09/11/20 16:08	

LABORATORY CONTROL SAMPLE & LCSD: R3569586-1 R3569586-2

Parameter	Units	Spike Conc.	LCS Result	LCSD Result	LCS % Rec	LCSD % Rec	% Rec Limits	RPD	Max RPD	Qualifiers
Aliphatic (C05-C08)	mg/kg	60.0	48.5	48.0	80.8	80.0	70.0-130	1.04	25	
Aliphatic (C09-C12)	mg/kg	70.0	61.3	60.9	87.6	87.0	70.0-130	0.655	25	
Aromatic (C09-C10),Unadjusted	mg/kg	10.0	8.06	8.11	80.6	81.1	70.0-130	0.618	25	
Total VPH	mg/kg	140	118	117	84.3	83.6	70.0-130	0.851	25	
2,5-Dibromotoluene (FID)	%				100	95.1	70.0-130			
2,5-Dibromotoluene (PID)	%				93.9	89.3	70.0-130			

Results presented on this page are in the units indicated by the "Units" column except where an alternate unit is presented to the right of the result.

REPORT OF LABORATORY ANALYSIS

This report shall not be reproduced, except in full,
without the written consent of Pace Analytical Services, LLC.

Pace Analytical Services, LLC
9800 Kincey Ave. Suite 100
Huntersville, NC 28078
(704)875-9092

QUALITY CONTROL DATA

Project: Colonial Pipeline (9/4-9/8 SL)
Pace Project No.: 92494609

QC Batch: 565499
QC Batch Method: EPA 5035A/5030B
Analysis Method: EPA 8260D
Analysis Description: 8260D 5035A 5030B
Laboratory: Pace Analytical Services - Charlotte
Associated Lab Samples: 92494609001, 92494609002, 92494609003, 92494609004, 92494609005, 92494609006, 92494609007, 92494609008, 92494609009, 92494609010, 92494609011, 92494609012, 92494609013

METHOD BLANK: 2996880
Matrix: Solid
Associated Lab Samples: 92494609001, 92494609002, 92494609003, 92494609004, 92494609005, 92494609006, 92494609007, 92494609008, 92494609009, 92494609010, 92494609011, 92494609012, 92494609013

Parameter	Units	Blank Result	Reporting Limit	Analyzed	Qualifiers
1,1,1,2-Tetrachloroethane	ug/kg	ND	5.0	09/10/20 09:46	
1,1,1-Trichloroethane	ug/kg	ND	5.0	09/10/20 09:46	
1,1,2,2-Tetrachloroethane	ug/kg	ND	5.0	09/10/20 09:46	
1,1,2-Trichloroethane	ug/kg	ND	5.0	09/10/20 09:46	
1,1-Dichloroethane	ug/kg	ND	5.0	09/10/20 09:46	
1,1-Dichloroethene	ug/kg	ND	5.0	09/10/20 09:46	
1,1-Dichloropropene	ug/kg	ND	5.0	09/10/20 09:46	
1,2,3-Trichlorobenzene	ug/kg	ND	5.0	09/10/20 09:46	
1,2,3-Trichloropropane	ug/kg	ND	5.0	09/10/20 09:46	
1,2,4-Trichlorobenzene	ug/kg	ND	5.0	09/10/20 09:46	
1,2,4-Trimethylbenzene	ug/kg	ND	5.0	09/10/20 09:46	
1,2-Dibromo-3-chloropropane	ug/kg	ND	5.0	09/10/20 09:46	
1,2-Dibromoethane (EDB)	ug/kg	ND	5.0	09/10/20 09:46	
1,2-Dichlorobenzene	ug/kg	ND	5.0	09/10/20 09:46	
1,2-Dichloroethane	ug/kg	ND	5.0	09/10/20 09:46	
1,2-Dichloropropane	ug/kg	ND	5.0	09/10/20 09:46	
1,3,5-Trimethylbenzene	ug/kg	ND	5.0	09/10/20 09:46	
1,3-Dichlorobenzene	ug/kg	ND	5.0	09/10/20 09:46	
1,3-Dichloropropane	ug/kg	ND	5.0	09/10/20 09:46	
1,4-Dichlorobenzene	ug/kg	ND	5.0	09/10/20 09:46	
2,2-Dichloropropane	ug/kg	ND	5.0	09/10/20 09:46	
2-Butanone (MEK)	ug/kg	ND	100	09/10/20 09:46	
2-Chlorotoluene	ug/kg	ND	5.0	09/10/20 09:46	
2-Hexanone	ug/kg	ND	50.0	09/10/20 09:46	
4-Chlorotoluene	ug/kg	ND	5.0	09/10/20 09:46	
4-Methyl-2-pentanone (MIBK)	ug/kg	ND	50.0	09/10/20 09:46	
Acetone	ug/kg	ND	100	09/10/20 09:46	
Benzene	ug/kg	ND	5.0	09/10/20 09:46	
Bromobenzene	ug/kg	ND	5.0	09/10/20 09:46	
Bromochloromethane	ug/kg	ND	5.0	09/10/20 09:46	
Bromodichloromethane	ug/kg	ND	5.0	09/10/20 09:46	
Bromoform	ug/kg	ND	5.0	09/10/20 09:46	
Bromomethane	ug/kg	ND	10.0	09/10/20 09:46	
Carbon tetrachloride	ug/kg	ND	5.0	09/10/20 09:46	
Chlorobenzene	ug/kg	ND	5.0	09/10/20 09:46	
Chloroethane	ug/kg	ND	10.0	09/10/20 09:46	
Chloroform	ug/kg	ND	5.0	09/10/20 09:46	
Chloromethane	ug/kg	ND	10.0	09/10/20 09:46	
cis-1,2-Dichloroethene	ug/kg	ND	5.0	09/10/20 09:46	

Results presented on this page are in the units indicated by the "Units" column except where an alternate unit is presented to the right of the result.

REPORT OF LABORATORY ANALYSIS

This report shall not be reproduced, except in full,
without the written consent of Pace Analytical Services, LLC.

Pace Analytical Services, LLC
9800 Kincey Ave. Suite 100
Huntersville, NC 28078
(704)875-9092

QUALITY CONTROL DATA

Project: Colonial Pipeline (9/4-9/8 SL)
Pace Project No.: 92494609

METHOD BLANK: 2996880 Matrix: Solid

Associated Lab Samples: 92494609001, 92494609002, 92494609003, 92494609004, 92494609005, 92494609006, 92494609007, 92494609008, 92494609009, 92494609010, 92494609011, 92494609012, 92494609013

Parameter	Units	Blank Result	Reporting Limit	Analyzed	Qualifiers
cis-1,3-Dichloropropene	ug/kg	ND	5.0	09/10/20 09:46	
Dibromochloromethane	ug/kg	ND	5.0	09/10/20 09:46	
Dibromomethane	ug/kg	ND	5.0	09/10/20 09:46	
Dichlorodifluoromethane	ug/kg	ND	10.0	09/10/20 09:46	v1
Diisopropyl ether	ug/kg	ND	5.0	09/10/20 09:46	
Ethylbenzene	ug/kg	ND	5.0	09/10/20 09:46	
Hexachloro-1,3-butadiene	ug/kg	ND	5.0	09/10/20 09:46	
Isopropylbenzene (Cumene)	ug/kg	ND	5.0	09/10/20 09:46	
m&p-Xylene	ug/kg	ND	10.0	09/10/20 09:46	
Methyl-tert-butyl ether	ug/kg	ND	5.0	09/10/20 09:46	
Methylene Chloride	ug/kg	ND	20.0	09/10/20 09:46	
n-Butylbenzene	ug/kg	ND	5.0	09/10/20 09:46	
n-Propylbenzene	ug/kg	ND	5.0	09/10/20 09:46	
Naphthalene	ug/kg	ND	5.0	09/10/20 09:46	
o-Xylene	ug/kg	ND	5.0	09/10/20 09:46	
p-Isopropyltoluene	ug/kg	ND	5.0	09/10/20 09:46	
sec-Butylbenzene	ug/kg	ND	5.0	09/10/20 09:46	
Styrene	ug/kg	ND	5.0	09/10/20 09:46	
tert-Butylbenzene	ug/kg	ND	5.0	09/10/20 09:46	
Tetrachloroethene	ug/kg	ND	5.0	09/10/20 09:46	
Toluene	ug/kg	ND	5.0	09/10/20 09:46	
trans-1,2-Dichloroethene	ug/kg	ND	5.0	09/10/20 09:46	
trans-1,3-Dichloropropene	ug/kg	ND	5.0	09/10/20 09:46	
Trichloroethene	ug/kg	ND	5.0	09/10/20 09:46	
Trichlorofluoromethane	ug/kg	ND	5.0	09/10/20 09:46	
Vinyl acetate	ug/kg	ND	50.0	09/10/20 09:46	
Vinyl chloride	ug/kg	ND	10.0	09/10/20 09:46	
Xylene (Total)	ug/kg	ND	10.0	09/10/20 09:46	
1,2-Dichloroethane-d4 (S)	%	98	70-132	09/10/20 09:46	
4-Bromofluorobenzene (S)	%	103	70-130	09/10/20 09:46	
Toluene-d8 (S)	%	100	70-130	09/10/20 09:46	

LABORATORY CONTROL SAMPLE: 2996881

Parameter	Units	Spike Conc.	LCS Result	LCS % Rec	% Rec Limits	Qualifiers
1,1,1,2-Tetrachloroethane	ug/kg	1250	1060	85	70-130	
1,1,1-Trichloroethane	ug/kg	1250	1020	82	70-130	
1,1,2,2-Tetrachloroethane	ug/kg	1250	1020	81	55-130	
1,1,2-Trichloroethane	ug/kg	1250	1090	87	70-130	
1,1-Dichloroethane	ug/kg	1250	1080	86	68-130	
1,1-Dichloroethene	ug/kg	1250	1070	86	70-130	
1,1-Dichloropropene	ug/kg	1250	1030	82	70-130	
1,2,3-Trichlorobenzene	ug/kg	1250	998	80	70-130	

Results presented on this page are in the units indicated by the "Units" column except where an alternate unit is presented to the right of the result.

REPORT OF LABORATORY ANALYSIS

This report shall not be reproduced, except in full,
without the written consent of Pace Analytical Services, LLC.

Pace Analytical Services, LLC
9800 Kincey Ave. Suite 100
Huntersville, NC 28078
(704)875-9092

QUALITY CONTROL DATA

Project: Colonial Pipeline (9/4-9/8 SL)
Pace Project No.: 92494609

LABORATORY CONTROL SAMPLE: 2996881

Parameter	Units	Spike Conc.	LCS Result	LCS % Rec	% Rec Limits	Qualifiers
1,2,3-Trichloropropane	ug/kg	1250	1040	83	70-130	
1,2,4-Trichlorobenzene	ug/kg	1250	1010	81	70-130	
1,2,4-Trimethylbenzene	ug/kg	1250	948	76	69-130	
1,2-Dibromo-3-chloropropane	ug/kg	1250	1110	89	57-141	
1,2-Dibromoethane (EDB)	ug/kg	1250	1080	86	70-130	
1,2-Dichlorobenzene	ug/kg	1250	1020	82	70-130	
1,2-Dichloroethane	ug/kg	1250	1070	86	70-130	
1,2-Dichloropropane	ug/kg	1250	1110	89	70-130	
1,3,5-Trimethylbenzene	ug/kg	1250	975	78	70-130	
1,3-Dichlorobenzene	ug/kg	1250	996	80	70-130	
1,3-Dichloropropane	ug/kg	1250	1050	84	70-130	
1,4-Dichlorobenzene	ug/kg	1250	965	77	70-130	
2,2-Dichloropropane	ug/kg	1250	1060	85	70-130	
2-Butanone (MEK)	ug/kg	2500	2080	83	60-130	
2-Chlorotoluene	ug/kg	1250	1000	80	70-130	
2-Hexanone	ug/kg	2500	2120	85	70-132	
4-Chlorotoluene	ug/kg	1250	973	78	70-130	
4-Methyl-2-pentanone (MIBK)	ug/kg	2500	2150	86	69-130	
Acetone	ug/kg	2500	2040	82	49-148	
Benzene	ug/kg	1250	1050	84	70-130	
Bromobenzene	ug/kg	1250	1010	81	70-130	
Bromochloromethane	ug/kg	1250	1170	94	70-130	
Bromodichloromethane	ug/kg	1250	1020	81	70-130	
Bromoform	ug/kg	1250	1080	87	68-136	
Bromomethane	ug/kg	1250	1040	83	60-140	
Carbon tetrachloride	ug/kg	1250	1040	83	70-130	
Chlorobenzene	ug/kg	1250	1010	81	70-130	
Chloroethane	ug/kg	1250	1040	83	51-147	
Chloroform	ug/kg	1250	1050	84	70-130	
Chloromethane	ug/kg	1250	1100	88	48-130	
cis-1,2-Dichloroethene	ug/kg	1250	1030	83	70-130	
cis-1,3-Dichloropropene	ug/kg	1250	1140	92	70-130	
Dibromochloromethane	ug/kg	1250	1110	89	70-130	
Dibromomethane	ug/kg	1250	1100	88	70-130	
Dichlorodifluoromethane	ug/kg	1250	1480	118	49-130	v1
Diisopropyl ether	ug/kg	1250	1060	85	66-130	
Ethylbenzene	ug/kg	1250	952	76	70-130	
Hexachloro-1,3-butadiene	ug/kg	1250	999	80	70-130	
Isopropylbenzene (Cumene)	ug/kg	1250	996	80	70-130	
m&p-Xylene	ug/kg	2500	1950	78	70-130	
Methyl-tert-butyl ether	ug/kg	1250	1040	83	70-130	
Methylene Chloride	ug/kg	1250	1050	84	50-137	
n-Butylbenzene	ug/kg	1250	962	77	70-130	
n-Propylbenzene	ug/kg	1250	964	77	70-130	
Naphthalene	ug/kg	1250	1030	83	70-131	
o-Xylene	ug/kg	1250	986	79	70-130	
p-Isopropyltoluene	ug/kg	1250	964	77	70-130	

Results presented on this page are in the units indicated by the "Units" column except where an alternate unit is presented to the right of the result.

REPORT OF LABORATORY ANALYSIS

This report shall not be reproduced, except in full,
without the written consent of Pace Analytical Services, LLC.

Pace Analytical Services, LLC
9800 Kincey Ave. Suite 100
Huntersville, NC 28078
(704)875-9092

QUALITY CONTROL DATA

Project: Colonial Pipeline (9/4-9/8 SL)
Pace Project No.: 92494609

LABORATORY CONTROL SAMPLE: 2996881

Parameter	Units	Spike Conc.	LCS Result	LCS % Rec	% Rec Limits	Qualifiers
sec-Butylbenzene	ug/kg	1250	938	75	70-130	
Styrene	ug/kg	1250	1060	85	70-130	
tert-Butylbenzene	ug/kg	1250	967	77	69-130	
Tetrachloroethene	ug/kg	1250	1010	81	56-130	
Toluene	ug/kg	1250	999	80	70-130	
trans-1,2-Dichloroethene	ug/kg	1250	1050	84	70-130	
trans-1,3-Dichloropropene	ug/kg	1250	1100	88	70-130	
Trichloroethene	ug/kg	1250	1060	85	70-141	
Trichlorofluoromethane	ug/kg	1250	1020	82	67-130	
Vinyl acetate	ug/kg	2500	2180	87	10-136	
Vinyl chloride	ug/kg	1250	1070	85	67-130	
Xylene (Total)	ug/kg	3750	2940	78	70-130	
1,2-Dichloroethane-d4 (S)	%			88	70-132	
4-Bromofluorobenzene (S)	%			102	70-130	
Toluene-d8 (S)	%			100	70-130	

MATRIX SPIKE SAMPLE: 2996883

Parameter	Units	92494609002 Result	Spike Conc.	MS Result	MS % Rec	% Rec Limits	Qualifiers
1,1,1,2-Tetrachloroethane	ug/kg	ND	642	621	97	52-133	
1,1,1-Trichloroethane	ug/kg	ND	642	661	103	49-137	
1,1,2,2-Tetrachloroethane	ug/kg	ND	642	583	91	39-150	
1,1,2-Trichloroethane	ug/kg	ND	642	684	107	48-140	
1,1-Dichloroethane	ug/kg	ND	642	661	103	46-135	
1,1-Dichloroethene	ug/kg	ND	642	365	57	38-149	
1,1-Dichloropropene	ug/kg	ND	642	687	107	41-140	
1,2,3-Trichlorobenzene	ug/kg	ND	642	432	67	10-158	
1,2,3-Trichloropropane	ug/kg	ND	642	598	93	33-157	
1,2,4-Trichlorobenzene	ug/kg	ND	642	578	90	10-155	
1,2,4-Trimethylbenzene	ug/kg	ND	642	623	97	24-154	
1,2-Dibromo-3-chloropropane	ug/kg	ND	642	426	66	33-158	
1,2-Dibromoethane (EDB)	ug/kg	ND	642	618	96	40-136	
1,2-Dichlorobenzene	ug/kg	ND	642	629	98	27-146	
1,2-Dichloroethane	ug/kg	ND	642	695	108	49-140	
1,2-Dichloropropane	ug/kg	ND	642	694	108	44-143	
1,3,5-Trimethylbenzene	ug/kg	ND	642	632	98	40-144	
1,3-Dichlorobenzene	ug/kg	ND	642	623	97	33-140	
1,3-Dichloropropane	ug/kg	ND	642	622	97	47-147	
1,4-Dichlorobenzene	ug/kg	ND	642	569	89	35-139	
2,2-Dichloropropane	ug/kg	ND	642	629	98	41-140	
2-Butanone (MEK)	ug/kg	ND	1290	635	49	10-181	
2-Chlorotoluene	ug/kg	ND	642	624	97	38-147	
2-Hexanone	ug/kg	ND	1290	434	34	18-169	
4-Chlorotoluene	ug/kg	ND	642	620	97	36-145	
4-Methyl-2-pentanone (MIBK)	ug/kg	ND	1290	673	52	16-175	

Results presented on this page are in the units indicated by the "Units" column except where an alternate unit is presented to the right of the result.

REPORT OF LABORATORY ANALYSIS

This report shall not be reproduced, except in full,
without the written consent of Pace Analytical Services, LLC.

Pace Analytical Services, LLC
9800 Kincey Ave. Suite 100
Huntersville, NC 28078
(704)875-9092

QUALITY CONTROL DATA

Project: Colonial Pipeline (9/4-9/8 SL)
Pace Project No.: 92494609

MATRIX SPIKE SAMPLE: 2996883

Parameter	Units	92494609002 Result	Spike Conc.	MS Result	MS % Rec	% Rec Limits	Qualifiers
Acetone	ug/kg	ND	1290	729	57	10-200	
Benzene	ug/kg	ND	642	678	106	46-136	
Bromobenzene	ug/kg	ND	642	612	95	38-149	
Bromochloromethane	ug/kg	ND	642	731	114	44-142	
Bromodichloromethane	ug/kg	ND	642	589	92	41-140	
Bromoform	ug/kg	ND	642	530	82	34-145	
Bromomethane	ug/kg	ND	642	614	94	14-162	
Carbon tetrachloride	ug/kg	ND	642	641	100	44-141	
Chlorobenzene	ug/kg	ND	642	638	99	39-141	
Chloroethane	ug/kg	ND	642	138	21	10-182	
Chloroform	ug/kg	ND	642	614	96	45-140	
Chloromethane	ug/kg	ND	642	776	121	19-149	
cis-1,2-Dichloroethene	ug/kg	ND	642	651	101	38-150	
cis-1,3-Dichloropropene	ug/kg	ND	642	682	106	30-144	
Dibromochloromethane	ug/kg	ND	642	581	91	36-145	
Dibromomethane	ug/kg	ND	642	674	105	41-145	
Dichlorodifluoromethane	ug/kg	ND	642	1120	175	16-146	M1,v1
Diisopropyl ether	ug/kg	ND	642	639	99	41-143	
Ethylbenzene	ug/kg	ND	642	621	97	35-144	
Hexachloro-1,3-butadiene	ug/kg	ND	642	687	107	10-160	
Isopropylbenzene (Cumene)	ug/kg	ND	642	661	103	30-152	
m&p-Xylene	ug/kg	ND	1290	1270	99	33-145	
Methyl-tert-butyl ether	ug/kg	ND	642	636	99	49-140	
Methylene Chloride	ug/kg	ND	642	673	105	10-174	
n-Butylbenzene	ug/kg	ND	642	646	101	10-160	
n-Propylbenzene	ug/kg	ND	642	639	100	24-159	
Naphthalene	ug/kg	ND	642	366	57	10-171	
o-Xylene	ug/kg	ND	642	637	99	31-150	
p-Isopropyltoluene	ug/kg	ND	642	645	100	21-154	
sec-Butylbenzene	ug/kg	ND	642	648	101	19-159	
Styrene	ug/kg	ND	642	658	103	15-152	
tert-Butylbenzene	ug/kg	ND	642	644	100	31-141	
Tetrachloroethene	ug/kg	ND	642	643	100	19-141	
Toluene	ug/kg	ND	642	664	103	31-146	
trans-1,2-Dichloroethene	ug/kg	ND	642	652	102	28-157	
trans-1,3-Dichloropropene	ug/kg	ND	642	633	99	25-146	
Trichloroethene	ug/kg	ND	642	701	109	34-149	
Trichlorofluoromethane	ug/kg	ND	642	125	19	10-167	
Vinyl acetate	ug/kg	ND	1290	1130	88	10-200	
Vinyl chloride	ug/kg	ND	642	798	124	36-155	
Xylene (Total)	ug/kg	ND	1920	1910	99	29-148	
1,2-Dichloroethane-d4 (S)	%				113	70-132	
4-Bromofluorobenzene (S)	%				104	70-130	
Toluene-d8 (S)	%				102	70-130	

Results presented on this page are in the units indicated by the "Units" column except where an alternate unit is presented to the right of the result.

REPORT OF LABORATORY ANALYSIS

This report shall not be reproduced, except in full,
without the written consent of Pace Analytical Services, LLC.

Pace Analytical Services, LLC
9800 Kincey Ave. Suite 100
Huntersville, NC 28078
(704)875-9092

QUALITY CONTROL DATA

Project: Colonial Pipeline (9/4-9/8 SL)
Pace Project No.: 92494609

SAMPLE DUPLICATE: 2996882

Parameter	Units	92494609001 Result	Dup Result	RPD	Qualifiers
1,1,1,2-Tetrachloroethane	ug/kg	ND	ND		
1,1,1-Trichloroethane	ug/kg	ND	ND		
1,1,2,2-Tetrachloroethane	ug/kg	ND	ND		
1,1,2-Trichloroethane	ug/kg	ND	ND		
1,1-Dichloroethane	ug/kg	ND	ND		
1,1-Dichloroethene	ug/kg	ND	ND		
1,1-Dichloropropene	ug/kg	ND	ND		
1,2,3-Trichlorobenzene	ug/kg	ND	ND		
1,2,3-Trichloropropane	ug/kg	ND	ND		
1,2,4-Trichlorobenzene	ug/kg	ND	ND		
1,2,4-Trimethylbenzene	ug/kg	ND	ND		
1,2-Dibromo-3-chloropropane	ug/kg	ND	ND		
1,2-Dibromoethane (EDB)	ug/kg	ND	ND		
1,2-Dichlorobenzene	ug/kg	ND	ND		
1,2-Dichloroethane	ug/kg	ND	ND		
1,2-Dichloropropane	ug/kg	ND	ND		
1,3,5-Trimethylbenzene	ug/kg	ND	ND		
1,3-Dichlorobenzene	ug/kg	ND	ND		
1,3-Dichloropropane	ug/kg	ND	ND		
1,4-Dichlorobenzene	ug/kg	ND	ND		
2,2-Dichloropropane	ug/kg	ND	ND		
2-Butanone (MEK)	ug/kg	ND	ND		
2-Chlorotoluene	ug/kg	ND	ND		
2-Hexanone	ug/kg	ND	ND		
4-Chlorotoluene	ug/kg	ND	ND		
4-Methyl-2-pentanone (MIBK)	ug/kg	ND	ND		
Acetone	ug/kg	ND	ND		
Benzene	ug/kg	ND	ND		
Bromobenzene	ug/kg	ND	ND		
Bromochloromethane	ug/kg	ND	ND		
Bromodichloromethane	ug/kg	ND	ND		
Bromoform	ug/kg	ND	ND		
Bromomethane	ug/kg	ND	21.2J		
Carbon tetrachloride	ug/kg	ND	ND		
Chlorobenzene	ug/kg	ND	ND		
Chloroethane	ug/kg	ND	ND		
Chloroform	ug/kg	ND	ND		
Chloromethane	ug/kg	ND	ND		
cis-1,2-Dichloroethene	ug/kg	ND	ND		
cis-1,3-Dichloropropene	ug/kg	ND	ND		
Dibromochloromethane	ug/kg	ND	ND		
Dibromomethane	ug/kg	ND	ND		
Dichlorodifluoromethane	ug/kg	ND	ND		v1
Diisopropyl ether	ug/kg	ND	ND		
Ethylbenzene	ug/kg	ND	ND		
Hexachloro-1,3-butadiene	ug/kg	ND	ND		
Isopropylbenzene (Cumene)	ug/kg	ND	ND		

Results presented on this page are in the units indicated by the "Units" column except where an alternate unit is presented to the right of the result.

REPORT OF LABORATORY ANALYSIS

This report shall not be reproduced, except in full,
without the written consent of Pace Analytical Services, LLC.

Pace Analytical Services, LLC
9800 Kincey Ave. Suite 100
Huntersville, NC 28078
(704)875-9092

QUALITY CONTROL DATA

Project: Colonial Pipeline (9/4-9/8 SL)
Pace Project No.: 92494609

SAMPLE DUPLICATE: 2996882

Parameter	Units	92494609001 Result	Dup Result	RPD	Qualifiers
m&p-Xylene	ug/kg	ND	ND		
Methyl-tert-butyl ether	ug/kg	ND	ND		
Methylene Chloride	ug/kg	ND	ND		
n-Butylbenzene	ug/kg	ND	ND		
n-Propylbenzene	ug/kg	ND	ND		
Naphthalene	ug/kg	ND	ND		
o-Xylene	ug/kg	ND	ND		
p-Isopropyltoluene	ug/kg	ND	ND		
sec-Butylbenzene	ug/kg	ND	ND		
Styrene	ug/kg	ND	ND		
tert-Butylbenzene	ug/kg	ND	ND		
Tetrachloroethene	ug/kg	ND	ND		
Toluene	ug/kg	ND	ND		
trans-1,2-Dichloroethene	ug/kg	ND	ND		
trans-1,3-Dichloropropene	ug/kg	ND	ND		
Trichloroethene	ug/kg	ND	ND		
Trichlorofluoromethane	ug/kg	ND	ND		
Vinyl acetate	ug/kg	ND	ND		
Vinyl chloride	ug/kg	ND	ND		
Xylene (Total)	ug/kg	ND	ND		
1,2-Dichloroethane-d4 (S)	%	100	99		
4-Bromofluorobenzene (S)	%	104	103		
Toluene-d8 (S)	%	101	100		

Results presented on this page are in the units indicated by the "Units" column except where an alternate unit is presented to the right of the result.

REPORT OF LABORATORY ANALYSIS

This report shall not be reproduced, except in full,
without the written consent of Pace Analytical Services, LLC.

Pace Analytical Services, LLC
9800 Kincey Ave. Suite 100
Huntersville, NC 28078
(704)875-9092

QUALITY CONTROL DATA

Project: Colonial Pipeline (9/4-9/8 SL)
Pace Project No.: 92494609

QC Batch: 565528
QC Batch Method: EPA 5035A/5030B
Analysis Method: EPA 8260D
Analysis Description: 8260D 5035A 5030B
Laboratory: Pace Analytical Services - Charlotte
Associated Lab Samples: 92494609014, 92494609015, 92494609016, 92494609017, 92494609018

METHOD BLANK: 2997059 Matrix: Solid
Associated Lab Samples: 92494609014, 92494609015, 92494609016, 92494609017, 92494609018

Parameter	Units	Blank Result	Reporting Limit	Analyzed	Qualifiers
1,1,1,2-Tetrachloroethane	ug/kg	ND	5.0	09/10/20 10:08	
1,1,1-Trichloroethane	ug/kg	ND	5.0	09/10/20 10:08	
1,1,2,2-Tetrachloroethane	ug/kg	ND	5.0	09/10/20 10:08	
1,1,2-Trichloroethane	ug/kg	ND	5.0	09/10/20 10:08	
1,1-Dichloroethane	ug/kg	ND	5.0	09/10/20 10:08	
1,1-Dichloroethene	ug/kg	ND	5.0	09/10/20 10:08	
1,1-Dichloropropene	ug/kg	ND	5.0	09/10/20 10:08	
1,2,3-Trichlorobenzene	ug/kg	ND	5.0	09/10/20 10:08	
1,2,3-Trichloropropane	ug/kg	ND	5.0	09/10/20 10:08	
1,2,4-Trichlorobenzene	ug/kg	ND	5.0	09/10/20 10:08	
1,2,4-Trimethylbenzene	ug/kg	ND	5.0	09/10/20 10:08	
1,2-Dibromo-3-chloropropane	ug/kg	ND	5.0	09/10/20 10:08	
1,2-Dibromoethane (EDB)	ug/kg	ND	5.0	09/10/20 10:08	
1,2-Dichlorobenzene	ug/kg	ND	5.0	09/10/20 10:08	
1,2-Dichloroethane	ug/kg	ND	5.0	09/10/20 10:08	
1,2-Dichloropropane	ug/kg	ND	5.0	09/10/20 10:08	
1,3,5-Trimethylbenzene	ug/kg	ND	5.0	09/10/20 10:08	
1,3-Dichlorobenzene	ug/kg	ND	5.0	09/10/20 10:08	
1,3-Dichloropropane	ug/kg	ND	5.0	09/10/20 10:08	
1,4-Dichlorobenzene	ug/kg	ND	5.0	09/10/20 10:08	
2,2-Dichloropropane	ug/kg	ND	5.0	09/10/20 10:08	
2-Butanone (MEK)	ug/kg	ND	100	09/10/20 10:08	
2-Chlorotoluene	ug/kg	ND	5.0	09/10/20 10:08	
2-Hexanone	ug/kg	ND	50.0	09/10/20 10:08	
4-Chlorotoluene	ug/kg	ND	5.0	09/10/20 10:08	
4-Methyl-2-pentanone (MIBK)	ug/kg	ND	50.0	09/10/20 10:08	
Acetone	ug/kg	ND	100	09/10/20 10:08	
Benzene	ug/kg	ND	5.0	09/10/20 10:08	
Bromobenzene	ug/kg	ND	5.0	09/10/20 10:08	
Bromochloromethane	ug/kg	ND	5.0	09/10/20 10:08	
Bromodichloromethane	ug/kg	ND	5.0	09/10/20 10:08	v1
Bromoform	ug/kg	ND	5.0	09/10/20 10:08	
Bromomethane	ug/kg	ND	10.0	09/10/20 10:08	
Carbon tetrachloride	ug/kg	ND	5.0	09/10/20 10:08	v1
Chlorobenzene	ug/kg	ND	5.0	09/10/20 10:08	
Chloroethane	ug/kg	ND	10.0	09/10/20 10:08	
Chloroform	ug/kg	ND	5.0	09/10/20 10:08	
Chloromethane	ug/kg	ND	10.0	09/10/20 10:08	
cis-1,2-Dichloroethene	ug/kg	ND	5.0	09/10/20 10:08	
cis-1,3-Dichloropropene	ug/kg	ND	5.0	09/10/20 10:08	

Results presented on this page are in the units indicated by the "Units" column except where an alternate unit is presented to the right of the result.

REPORT OF LABORATORY ANALYSIS

This report shall not be reproduced, except in full,
without the written consent of Pace Analytical Services, LLC.

Pace Analytical Services, LLC
9800 Kincey Ave. Suite 100
Huntersville, NC 28078
(704)875-9092

QUALITY CONTROL DATA

Project: Colonial Pipeline (9/4-9/8 SL)
Pace Project No.: 92494609

METHOD BLANK: 2997059 Matrix: Solid
Associated Lab Samples: 92494609014, 92494609015, 92494609016, 92494609017, 92494609018

Parameter	Units	Blank Result	Reporting Limit	Analyzed	Qualifiers
Dibromochloromethane	ug/kg	ND	5.0	09/10/20 10:08	
Dibromomethane	ug/kg	ND	5.0	09/10/20 10:08	
Dichlorodifluoromethane	ug/kg	ND	10.0	09/10/20 10:08	
Diisopropyl ether	ug/kg	ND	5.0	09/10/20 10:08	
Ethylbenzene	ug/kg	ND	5.0	09/10/20 10:08	
Hexachloro-1,3-butadiene	ug/kg	ND	5.0	09/10/20 10:08	
Isopropylbenzene (Cumene)	ug/kg	ND	5.0	09/10/20 10:08	
m&p-Xylene	ug/kg	ND	10.0	09/10/20 10:08	
Methyl-tert-butyl ether	ug/kg	ND	5.0	09/10/20 10:08	
Methylene Chloride	ug/kg	ND	20.0	09/10/20 10:08	
n-Butylbenzene	ug/kg	ND	5.0	09/10/20 10:08	
n-Propylbenzene	ug/kg	ND	5.0	09/10/20 10:08	
Naphthalene	ug/kg	ND	5.0	09/10/20 10:08	
o-Xylene	ug/kg	ND	5.0	09/10/20 10:08	
p-Isopropyltoluene	ug/kg	ND	5.0	09/10/20 10:08	
sec-Butylbenzene	ug/kg	ND	5.0	09/10/20 10:08	
Styrene	ug/kg	ND	5.0	09/10/20 10:08	
tert-Butylbenzene	ug/kg	ND	5.0	09/10/20 10:08	
Tetrachloroethene	ug/kg	ND	5.0	09/10/20 10:08	v1
Toluene	ug/kg	ND	5.0	09/10/20 10:08	IK
trans-1,2-Dichloroethene	ug/kg	ND	5.0	09/10/20 10:08	
trans-1,3-Dichloropropene	ug/kg	ND	5.0	09/10/20 10:08	
Trichloroethene	ug/kg	ND	5.0	09/10/20 10:08	
Trichlorofluoromethane	ug/kg	ND	5.0	09/10/20 10:08	
Vinyl acetate	ug/kg	ND	50.0	09/10/20 10:08	
Vinyl chloride	ug/kg	ND	10.0	09/10/20 10:08	
Xylene (Total)	ug/kg	ND	10.0	09/10/20 10:08	
1,2-Dichloroethane-d4 (S)	%	106	70-132	09/10/20 10:08	
4-Bromofluorobenzene (S)	%	103	70-130	09/10/20 10:08	
Toluene-d8 (S)	%	100	70-130	09/10/20 10:08	

LABORATORY CONTROL SAMPLE: 2997060

Parameter	Units	Spike Conc.	LCS Result	LCS % Rec	% Rec Limits	Qualifiers
1,1,1,2-Tetrachloroethane	ug/kg	1250	1180	95	70-130	
1,1,1-Trichloroethane	ug/kg	1250	1110	89	70-130	
1,1,2,2-Tetrachloroethane	ug/kg	1250	1060	85	55-130	
1,1,2-Trichloroethane	ug/kg	1250	1110	89	70-130	
1,1-Dichloroethane	ug/kg	1250	1020	82	68-130	
1,1-Dichloroethene	ug/kg	1250	1070	86	70-130	
1,1-Dichloropropene	ug/kg	1250	1060	84	70-130	
1,2,3-Trichlorobenzene	ug/kg	1250	1110	89	70-130	
1,2,3-Trichloropropane	ug/kg	1250	1020	81	70-130	
1,2,4-Trichlorobenzene	ug/kg	1250	1120	90	70-130	

Results presented on this page are in the units indicated by the "Units" column except where an alternate unit is presented to the right of the result.

REPORT OF LABORATORY ANALYSIS

This report shall not be reproduced, except in full,
without the written consent of Pace Analytical Services, LLC.

Pace Analytical Services, LLC
9800 Kincey Ave. Suite 100
Huntersville, NC 28078
(704)875-9092

QUALITY CONTROL DATA

Project: Colonial Pipeline (9/4-9/8 SL)
Pace Project No.: 92494609

LABORATORY CONTROL SAMPLE: 2997060

Parameter	Units	Spike Conc.	LCS Result	LCS % Rec	% Rec Limits	Qualifiers
1,2,4-Trimethylbenzene	ug/kg	1250	1100	88	69-130	
1,2-Dibromo-3-chloropropane	ug/kg	1250	1030	83	57-141	
1,2-Dibromoethane (EDB)	ug/kg	1250	1150	92	70-130	
1,2-Dichlorobenzene	ug/kg	1250	1120	90	70-130	
1,2-Dichloroethane	ug/kg	1250	960	77	70-130	
1,2-Dichloropropane	ug/kg	1250	1080	86	70-130	
1,3,5-Trimethylbenzene	ug/kg	1250	1080	86	70-130	
1,3-Dichlorobenzene	ug/kg	1250	1090	88	70-130	
1,3-Dichloropropane	ug/kg	1250	1090	87	70-130	
1,4-Dichlorobenzene	ug/kg	1250	1090	87	70-130	
2,2-Dichloropropane	ug/kg	1250	1080	87	70-130	
2-Butanone (MEK)	ug/kg	2500	1790	72	60-130	
2-Chlorotoluene	ug/kg	1250	1120	89	70-130	
2-Hexanone	ug/kg	2500	2030	81	70-132	
4-Chlorotoluene	ug/kg	1250	1080	87	70-130	
4-Methyl-2-pentanone (MIBK)	ug/kg	2500	1990	80	69-130	
Acetone	ug/kg	2500	1820	73	49-148	
Benzene	ug/kg	1250	1050	84	70-130	
Bromobenzene	ug/kg	1250	1120	90	70-130	
Bromochloromethane	ug/kg	1250	1060	85	70-130	
Bromodichloromethane	ug/kg	1250	1110	89	70-130	v1
Bromoform	ug/kg	1250	1080	87	68-136	
Bromomethane	ug/kg	1250	958	77	60-140	
Carbon tetrachloride	ug/kg	1250	1260	101	70-130	v1
Chlorobenzene	ug/kg	1250	1120	89	70-130	
Chloroethane	ug/kg	1250	931	74	51-147	
Chloroform	ug/kg	1250	1040	83	70-130	
Chloromethane	ug/kg	1250	829	66	48-130	
cis-1,2-Dichloroethene	ug/kg	1250	1020	82	70-130	
cis-1,3-Dichloropropene	ug/kg	1250	1150	92	70-130	
Dibromochloromethane	ug/kg	1250	1190	95	70-130	
Dibromomethane	ug/kg	1250	1100	88	70-130	
Dichlorodifluoromethane	ug/kg	1250	1100	88	49-130	
Diisopropyl ether	ug/kg	1250	924	74	66-130	
Ethylbenzene	ug/kg	1250	1020	82	70-130	
Hexachloro-1,3-butadiene	ug/kg	1250	1120	90	70-130	
Isopropylbenzene (Cumene)	ug/kg	1250	1120	89	70-130	
m&p-Xylene	ug/kg	2500	2160	86	70-130	
Methyl-tert-butyl ether	ug/kg	1250	1030	83	70-130	
Methylene Chloride	ug/kg	1250	870	70	50-137	
n-Butylbenzene	ug/kg	1250	1090	88	70-130	
n-Propylbenzene	ug/kg	1250	1060	85	70-130	
Naphthalene	ug/kg	1250	1080	87	70-131	
o-Xylene	ug/kg	1250	1100	88	70-130	
p-Isopropyltoluene	ug/kg	1250	1070	86	70-130	
sec-Butylbenzene	ug/kg	1250	1090	87	70-130	
Styrene	ug/kg	1250	1180	94	70-130	

Results presented on this page are in the units indicated by the "Units" column except where an alternate unit is presented to the right of the result.

REPORT OF LABORATORY ANALYSIS

This report shall not be reproduced, except in full,
without the written consent of Pace Analytical Services, LLC.

Pace Analytical Services, LLC
9800 Kincey Ave. Suite 100
Huntersville, NC 28078
(704)875-9092

QUALITY CONTROL DATA

Project: Colonial Pipeline (9/4-9/8 SL)
Pace Project No.: 92494609

LABORATORY CONTROL SAMPLE: 2997060

Parameter	Units	Spike Conc.	LCS Result	LCS % Rec	% Rec Limits	Qualifiers
tert-Butylbenzene	ug/kg	1250	1040	84	69-130	
Tetrachloroethene	ug/kg	1250	1200	96	56-130	v1
Toluene	ug/kg	1250	1010	81	70-130	IK
trans-1,2-Dichloroethene	ug/kg	1250	1060	85	70-130	
trans-1,3-Dichloropropene	ug/kg	1250	1150	92	70-130	
Trichloroethene	ug/kg	1250	1170	93	70-141	
Trichlorofluoromethane	ug/kg	1250	1060	85	67-130	
Vinyl acetate	ug/kg	2500	2010	81	10-136	
Vinyl chloride	ug/kg	1250	847	68	67-130	
Xylene (Total)	ug/kg	3750	3250	87	70-130	
1,2-Dichloroethane-d4 (S)	%			96	70-132	
4-Bromofluorobenzene (S)	%			102	70-130	
Toluene-d8 (S)	%			98	70-130	

MATRIX SPIKE SAMPLE: 2997062

Parameter	Units	92494609016 Result	Spike Conc.	MS Result	MS % Rec	% Rec Limits	Qualifiers
1,1,1,2-Tetrachloroethane	ug/kg	ND	627	712	114	52-133	
1,1,1-Trichloroethane	ug/kg	ND	627	731	117	49-137	
1,1,2,2-Tetrachloroethane	ug/kg	ND	627	636	101	39-150	
1,1,2-Trichloroethane	ug/kg	ND	627	696	111	48-140	
1,1-Dichloroethane	ug/kg	ND	627	615	98	46-135	
1,1-Dichloroethene	ug/kg	ND	627	624	100	38-149	
1,1-Dichloropropene	ug/kg	ND	627	705	113	41-140	
1,2,3-Trichlorobenzene	ug/kg	ND	627	625	100	10-158	
1,2,3-Trichloropropane	ug/kg	ND	627	600	96	33-157	
1,2,4-Trichlorobenzene	ug/kg	ND	627	702	112	10-155	
1,2,4-Trimethylbenzene	ug/kg	ND	627	715	114	24-154	
1,2-Dibromo-3-chloropropane	ug/kg	ND	627	525	84	33-158	
1,2-Dibromoethane (EDB)	ug/kg	ND	627	667	106	40-136	
1,2-Dichlorobenzene	ug/kg	ND	627	698	111	27-146	
1,2-Dichloroethane	ug/kg	ND	627	592	95	49-140	
1,2-Dichloropropane	ug/kg	ND	627	691	110	44-143	
1,3,5-Trimethylbenzene	ug/kg	ND	627	697	111	40-144	
1,3-Dichlorobenzene	ug/kg	ND	627	702	112	33-140	
1,3-Dichloropropane	ug/kg	ND	627	663	106	47-147	
1,4-Dichlorobenzene	ug/kg	ND	627	664	106	35-139	
2,2-Dichloropropane	ug/kg	ND	627	304	49	41-140	
2-Butanone (MEK)	ug/kg	ND	1250	869	69	10-181	
2-Chlorotoluene	ug/kg	ND	627	703	112	38-147	
2-Hexanone	ug/kg	ND	1250	585	47	18-169	
4-Chlorotoluene	ug/kg	ND	627	689	110	36-145	
4-Methyl-2-pentanone (MIBK)	ug/kg	ND	1250	1170	94	16-175	
Acetone	ug/kg	ND	1250	661	53	10-200	
Benzene	ug/kg	ND	627	675	108	46-136	

Results presented on this page are in the units indicated by the "Units" column except where an alternate unit is presented to the right of the result.

REPORT OF LABORATORY ANALYSIS

This report shall not be reproduced, except in full,
without the written consent of Pace Analytical Services, LLC.

Pace Analytical Services, LLC
9800 Kincey Ave. Suite 100
Huntersville, NC 28078
(704)875-9092

QUALITY CONTROL DATA

Project: Colonial Pipeline (9/4-9/8 SL)
Pace Project No.: 92494609

MATRIX SPIKE SAMPLE: 2997062

Parameter	Units	92494609016 Result	Spike Conc.	MS Result	MS % Rec	% Rec Limits	Qualifiers
Bromobenzene	ug/kg	ND	627	685	109	38-149	
Bromochloromethane	ug/kg	ND	627	645	103	44-142	
Bromodichloromethane	ug/kg	ND	627	690	110	41-140	v1
Bromoform	ug/kg	ND	627	627	100	34-145	
Bromomethane	ug/kg	ND	627	940	150	14-162	
Carbon tetrachloride	ug/kg	ND	627	818	131	44-141	v1
Chlorobenzene	ug/kg	ND	627	702	112	39-141	
Chloroethane	ug/kg	ND	627	425	68	10-182	
Chloroform	ug/kg	ND	627	624	100	45-140	
Chloromethane	ug/kg	ND	627	636	102	19-149	
cis-1,2-Dichloroethene	ug/kg	ND	627	638	102	38-150	
cis-1,3-Dichloropropene	ug/kg	ND	627	700	112	30-144	
Dibromochloromethane	ug/kg	ND	627	705	113	36-145	
Dibromomethane	ug/kg	ND	627	666	106	41-145	
Dichlorodifluoromethane	ug/kg	ND	627	822	131	16-146	
Diisopropyl ether	ug/kg	ND	627	569	91	41-143	
Ethylbenzene	ug/kg	ND	627	658	105	35-144	
Hexachloro-1,3-butadiene	ug/kg	ND	627	787	126	10-160	
Isopropylbenzene (Cumene)	ug/kg	ND	627	725	116	30-152	
m&p-Xylene	ug/kg	ND	1250	1370	110	33-145	
Methyl-tert-butyl ether	ug/kg	ND	627	653	104	49-140	
Methylene Chloride	ug/kg	ND	627	565	90	10-174	
n-Butylbenzene	ug/kg	ND	627	724	116	10-160	
n-Propylbenzene	ug/kg	ND	627	701	112	24-159	
Naphthalene	ug/kg	ND	627	511	82	10-171	
o-Xylene	ug/kg	ND	627	694	111	31-150	
p-Isopropyltoluene	ug/kg	ND	627	703	112	21-154	
sec-Butylbenzene	ug/kg	ND	627	742	119	19-159	
Styrene	ug/kg	ND	627	717	114	15-152	
tert-Butylbenzene	ug/kg	ND	627	687	110	31-141	
Tetrachloroethene	ug/kg	ND	627	793	127	19-141	v1
Toluene	ug/kg	ND	627	665	106	31-146	IK
trans-1,2-Dichloroethene	ug/kg	ND	627	683	109	28-157	
trans-1,3-Dichloropropene	ug/kg	ND	627	679	108	25-146	
Trichloroethene	ug/kg	ND	627	779	124	34-149	
Trichlorofluoromethane	ug/kg	ND	627	350	56	10-167	
Vinyl acetate	ug/kg	ND	1250	1110	88	10-200	
Vinyl chloride	ug/kg	ND	627	605	97	36-155	
Xylene (Total)	ug/kg	ND	1880	2070	110	29-148	
1,2-Dichloroethane-d4 (S)	%				101	70-132	
4-Bromofluorobenzene (S)	%				98	70-130	
Toluene-d8 (S)	%				99	70-130	

Results presented on this page are in the units indicated by the "Units" column except where an alternate unit is presented to the right of the result.

REPORT OF LABORATORY ANALYSIS

This report shall not be reproduced, except in full,
without the written consent of Pace Analytical Services, LLC.

Pace Analytical Services, LLC
9800 Kincey Ave. Suite 100
Huntersville, NC 28078
(704)875-9092

QUALITY CONTROL DATA

Project: Colonial Pipeline (9/4-9/8 SL)
Pace Project No.: 92494609

SAMPLE DUPLICATE: 2997061

Parameter	Units	92494609015 Result	Dup Result	RPD	Qualifiers
1,1,1,2-Tetrachloroethane	ug/kg	ND	ND		
1,1,1-Trichloroethane	ug/kg	ND	ND		
1,1,2,2-Tetrachloroethane	ug/kg	ND	ND		
1,1,2-Trichloroethane	ug/kg	ND	ND		
1,1-Dichloroethane	ug/kg	ND	ND		
1,1-Dichloroethene	ug/kg	ND	ND		
1,1-Dichloropropene	ug/kg	ND	ND		
1,2,3-Trichlorobenzene	ug/kg	ND	ND		
1,2,3-Trichloropropane	ug/kg	ND	ND		
1,2,4-Trichlorobenzene	ug/kg	ND	ND		
1,2,4-Trimethylbenzene	ug/kg	ND	ND		
1,2-Dibromo-3-chloropropane	ug/kg	ND	ND		
1,2-Dibromoethane (EDB)	ug/kg	ND	ND		
1,2-Dichlorobenzene	ug/kg	ND	ND		
1,2-Dichloroethane	ug/kg	ND	ND		
1,2-Dichloropropane	ug/kg	ND	ND		
1,3,5-Trimethylbenzene	ug/kg	ND	ND		
1,3-Dichlorobenzene	ug/kg	ND	ND		
1,3-Dichloropropane	ug/kg	ND	ND		
1,4-Dichlorobenzene	ug/kg	ND	ND		
2,2-Dichloropropane	ug/kg	ND	ND		
2-Butanone (MEK)	ug/kg	ND	ND		
2-Chlorotoluene	ug/kg	ND	ND		
2-Hexanone	ug/kg	ND	ND		
4-Chlorotoluene	ug/kg	ND	ND		
4-Methyl-2-pentanone (MIBK)	ug/kg	ND	ND		
Acetone	ug/kg	ND	ND		
Benzene	ug/kg	ND	ND		
Bromobenzene	ug/kg	ND	ND		
Bromochloromethane	ug/kg	ND	ND		
Bromodichloromethane	ug/kg	ND	ND		v1
Bromoform	ug/kg	ND	ND		
Bromomethane	ug/kg	ND	ND		
Carbon tetrachloride	ug/kg	ND	ND		v1
Chlorobenzene	ug/kg	ND	ND		
Chloroethane	ug/kg	ND	ND		
Chloroform	ug/kg	ND	ND		
Chloromethane	ug/kg	ND	ND		
cis-1,2-Dichloroethene	ug/kg	ND	ND		
cis-1,3-Dichloropropene	ug/kg	ND	ND		
Dibromochloromethane	ug/kg	ND	ND		
Dibromomethane	ug/kg	ND	ND		
Dichlorodifluoromethane	ug/kg	ND	ND		
Diisopropyl ether	ug/kg	ND	ND		
Ethylbenzene	ug/kg	ND	ND		
Hexachloro-1,3-butadiene	ug/kg	ND	ND		
Isopropylbenzene (Cumene)	ug/kg	ND	ND		

Results presented on this page are in the units indicated by the "Units" column except where an alternate unit is presented to the right of the result.

REPORT OF LABORATORY ANALYSIS

This report shall not be reproduced, except in full,
without the written consent of Pace Analytical Services, LLC.

Pace Analytical Services, LLC
9800 Kincey Ave. Suite 100
Huntersville, NC 28078
(704)875-9092

QUALITY CONTROL DATA

Project: Colonial Pipeline (9/4-9/8 SL)
Pace Project No.: 92494609

SAMPLE DUPLICATE: 2997061

Parameter	Units	92494609015 Result	Dup Result	RPD	Qualifiers
m&p-Xylene	ug/kg	ND	ND		
Methyl-tert-butyl ether	ug/kg	ND	ND		
Methylene Chloride	ug/kg	ND	ND		
n-Butylbenzene	ug/kg	ND	ND		
n-Propylbenzene	ug/kg	ND	ND		
Naphthalene	ug/kg	ND	ND		
o-Xylene	ug/kg	ND	ND		
p-Isopropyltoluene	ug/kg	ND	ND		
sec-Butylbenzene	ug/kg	ND	ND		
Styrene	ug/kg	ND	ND		
tert-Butylbenzene	ug/kg	ND	ND		
Tetrachloroethene	ug/kg	ND	ND		v1
Toluene	ug/kg	ND	ND		IK
trans-1,2-Dichloroethene	ug/kg	ND	ND		
trans-1,3-Dichloropropene	ug/kg	ND	ND		
Trichloroethene	ug/kg	ND	ND		
Trichlorofluoromethane	ug/kg	ND	ND		
Vinyl acetate	ug/kg	ND	ND		
Vinyl chloride	ug/kg	ND	ND		
Xylene (Total)	ug/kg	ND	ND		
1,2-Dichloroethane-d4 (S)	%	99	99		
4-Bromofluorobenzene (S)	%	104	103		
Toluene-d8 (S)	%	100	99		

Results presented on this page are in the units indicated by the "Units" column except where an alternate unit is presented to the right of the result.

REPORT OF LABORATORY ANALYSIS

This report shall not be reproduced, except in full,
without the written consent of Pace Analytical Services, LLC.

Pace Analytical Services, LLC
9800 Kincey Ave. Suite 100
Huntersville, NC 28078
(704)875-9092

QUALITY CONTROL DATA

Project: Colonial Pipeline (9/4-9/8 SL)
Pace Project No.: 92494609

QC Batch: 565562
QC Batch Method: EPA 8260D
Analysis Method: EPA 8260D
Analysis Description: 8260D MSV Low Level
Laboratory: Pace Analytical Services - Charlotte
Associated Lab Samples: 92494609023, 92494609024

METHOD BLANK: 2997256
Matrix: Water
Associated Lab Samples: 92494609023, 92494609024

Parameter	Units	Blank Result	Reporting Limit	Analyzed	Qualifiers
1,1,1,2-Tetrachloroethane	ug/L	ND	1.0	09/10/20 13:05	
1,1,1-Trichloroethane	ug/L	ND	1.0	09/10/20 13:05	
1,1,2,2-Tetrachloroethane	ug/L	ND	1.0	09/10/20 13:05	
1,1,2-Trichloroethane	ug/L	ND	1.0	09/10/20 13:05	
1,1-Dichloroethane	ug/L	ND	1.0	09/10/20 13:05	
1,1-Dichloroethene	ug/L	ND	1.0	09/10/20 13:05	
1,1-Dichloropropene	ug/L	ND	1.0	09/10/20 13:05	
1,2,3-Trichlorobenzene	ug/L	ND	1.0	09/10/20 13:05	
1,2,3-Trichloropropane	ug/L	ND	1.0	09/10/20 13:05	
1,2,4-Trichlorobenzene	ug/L	ND	1.0	09/10/20 13:05	
1,2-Dibromo-3-chloropropane	ug/L	ND	5.0	09/10/20 13:05	
1,2-Dibromoethane (EDB)	ug/L	ND	1.0	09/10/20 13:05	
1,2-Dichlorobenzene	ug/L	ND	1.0	09/10/20 13:05	
1,2-Dichloroethane	ug/L	ND	1.0	09/10/20 13:05	
1,2-Dichloropropane	ug/L	ND	1.0	09/10/20 13:05	
1,3-Dichlorobenzene	ug/L	ND	1.0	09/10/20 13:05	
1,3-Dichloropropane	ug/L	ND	1.0	09/10/20 13:05	
1,4-Dichlorobenzene	ug/L	ND	1.0	09/10/20 13:05	
2,2-Dichloropropane	ug/L	ND	1.0	09/10/20 13:05	
2-Butanone (MEK)	ug/L	ND	5.0	09/10/20 13:05	
2-Chlorotoluene	ug/L	ND	1.0	09/10/20 13:05	
2-Hexanone	ug/L	ND	5.0	09/10/20 13:05	
4-Chlorotoluene	ug/L	ND	1.0	09/10/20 13:05	
4-Methyl-2-pentanone (MIBK)	ug/L	ND	5.0	09/10/20 13:05	
Acetone	ug/L	ND	25.0	09/10/20 13:05	
Benzene	ug/L	ND	1.0	09/10/20 13:05	
Bromobenzene	ug/L	ND	1.0	09/10/20 13:05	
Bromochloromethane	ug/L	ND	1.0	09/10/20 13:05	
Bromodichloromethane	ug/L	ND	1.0	09/10/20 13:05	
Bromoform	ug/L	ND	1.0	09/10/20 13:05	
Bromomethane	ug/L	ND	2.0	09/10/20 13:05	v2
Carbon tetrachloride	ug/L	ND	1.0	09/10/20 13:05	
Chlorobenzene	ug/L	ND	1.0	09/10/20 13:05	
Chloroethane	ug/L	ND	1.0	09/10/20 13:05	IL
Chloroform	ug/L	ND	5.0	09/10/20 13:05	
Chloromethane	ug/L	ND	1.0	09/10/20 13:05	
cis-1,2-Dichloroethene	ug/L	ND	1.0	09/10/20 13:05	
cis-1,3-Dichloropropene	ug/L	ND	1.0	09/10/20 13:05	
Dibromochloromethane	ug/L	ND	1.0	09/10/20 13:05	
Dibromomethane	ug/L	ND	1.0	09/10/20 13:05	

Results presented on this page are in the units indicated by the "Units" column except where an alternate unit is presented to the right of the result.

REPORT OF LABORATORY ANALYSIS

This report shall not be reproduced, except in full,
without the written consent of Pace Analytical Services, LLC.

Pace Analytical Services, LLC
9800 Kincey Ave. Suite 100
Huntersville, NC 28078
(704)875-9092

QUALITY CONTROL DATA

Project: Colonial Pipeline (9/4-9/8 SL)
Pace Project No.: 92494609

METHOD BLANK: 2997256 Matrix: Water
Associated Lab Samples: 92494609023, 92494609024

Parameter	Units	Blank Result	Reporting Limit	Analyzed	Qualifiers
Dichlorodifluoromethane	ug/L	ND	1.0	09/10/20 13:05	
Diisopropyl ether	ug/L	ND	1.0	09/10/20 13:05	
Ethylbenzene	ug/L	ND	1.0	09/10/20 13:05	
Hexachloro-1,3-butadiene	ug/L	ND	1.0	09/10/20 13:05	
m&p-Xylene	ug/L	ND	2.0	09/10/20 13:05	
Methyl-tert-butyl ether	ug/L	ND	1.0	09/10/20 13:05	
Methylene Chloride	ug/L	ND	5.0	09/10/20 13:05	
Naphthalene	ug/L	ND	1.0	09/10/20 13:05	
o-Xylene	ug/L	ND	1.0	09/10/20 13:05	
p-Isopropyltoluene	ug/L	ND	1.0	09/10/20 13:05	
Styrene	ug/L	ND	1.0	09/10/20 13:05	
Tetrachloroethene	ug/L	ND	1.0	09/10/20 13:05	
Toluene	ug/L	ND	1.0	09/10/20 13:05	
trans-1,2-Dichloroethene	ug/L	ND	1.0	09/10/20 13:05	
trans-1,3-Dichloropropene	ug/L	ND	1.0	09/10/20 13:05	
Trichloroethene	ug/L	ND	1.0	09/10/20 13:05	
Trichlorofluoromethane	ug/L	ND	1.0	09/10/20 13:05	
Vinyl acetate	ug/L	ND	2.0	09/10/20 13:05	
Vinyl chloride	ug/L	ND	1.0	09/10/20 13:05	
Xylene (Total)	ug/L	ND	1.0	09/10/20 13:05	
1,2-Dichloroethane-d4 (S)	%	99	70-130	09/10/20 13:05	
4-Bromofluorobenzene (S)	%	98	70-130	09/10/20 13:05	
Toluene-d8 (S)	%	101	70-130	09/10/20 13:05	

LABORATORY CONTROL SAMPLE: 2997257

Parameter	Units	Spike Conc.	LCS Result	LCS % Rec	% Rec Limits	Qualifiers
1,1,1,2-Tetrachloroethane	ug/L	50	55.6	111	70-130	
1,1,1-Trichloroethane	ug/L	50	58.1	116	70-130	
1,1,2,2-Tetrachloroethane	ug/L	50	55.4	111	70-130	
1,1,2-Trichloroethane	ug/L	50	56.7	113	70-130	
1,1-Dichloroethane	ug/L	50	57.1	114	70-130	
1,1-Dichloroethene	ug/L	50	59.5	119	70-130	
1,1-Dichloropropene	ug/L	50	59.3	119	70-130	
1,2,3-Trichlorobenzene	ug/L	50	57.6	115	70-130	
1,2,3-Trichloropropane	ug/L	50	56.6	113	70-130	
1,2,4-Trichlorobenzene	ug/L	50	58.4	117	70-130	
1,2-Dibromo-3-chloropropane	ug/L	50	56.3	113	70-130	
1,2-Dibromoethane (EDB)	ug/L	50	57.9	116	70-130	
1,2-Dichlorobenzene	ug/L	50	55.7	111	70-130	
1,2-Dichloroethane	ug/L	50	54.1	108	70-130	
1,2-Dichloropropane	ug/L	50	57.8	116	70-130	
1,3-Dichlorobenzene	ug/L	50	56.1	112	70-130	
1,3-Dichloropropane	ug/L	50	57.1	114	70-131	

Results presented on this page are in the units indicated by the "Units" column except where an alternate unit is presented to the right of the result.

REPORT OF LABORATORY ANALYSIS

This report shall not be reproduced, except in full,
without the written consent of Pace Analytical Services, LLC.

Pace Analytical Services, LLC
9800 Kincey Ave. Suite 100
Huntersville, NC 28078
(704)875-9092

QUALITY CONTROL DATA

Project: Colonial Pipeline (9/4-9/8 SL)
Pace Project No.: 92494609

LABORATORY CONTROL SAMPLE: 2997257

Parameter	Units	Spike Conc.	LCS Result	LCS % Rec	% Rec Limits	Qualifiers
1,4-Dichlorobenzene	ug/L	50	56.0	112	70-130	
2,2-Dichloropropane	ug/L	50	59.5	119	69-130	
2-Butanone (MEK)	ug/L	100	113	113	64-135	
2-Chlorotoluene	ug/L	50	57.6	115	70-130	
2-Hexanone	ug/L	100	114	114	66-135	
4-Chlorotoluene	ug/L	50	56.0	112	70-130	
4-Methyl-2-pentanone (MIBK)	ug/L	100	107	107	70-130	
Acetone	ug/L	100	100	100	61-157	
Benzene	ug/L	50	57.4	115	70-130	
Bromobenzene	ug/L	50	55.8	112	70-130	
Bromochloromethane	ug/L	50	58.7	117	70-130	
Bromodichloromethane	ug/L	50	51.9	104	70-130	
Bromoform	ug/L	50	53.6	107	70-130	
Bromomethane	ug/L	50	38.6	77	38-130	v3
Carbon tetrachloride	ug/L	50	56.0	112	70-130	
Chlorobenzene	ug/L	50	55.0	110	70-130	
Chloroethane	ug/L	50	32.3	65	37-142	IL
Chloroform	ug/L	50	56.0	112	70-130	
Chloromethane	ug/L	50	48.8	98	48-130	
cis-1,2-Dichloroethene	ug/L	50	57.2	114	70-130	
cis-1,3-Dichloropropene	ug/L	50	60.5	121	70-130	
Dibromochloromethane	ug/L	50	56.0	112	70-130	
Dibromomethane	ug/L	50	56.8	114	70-130	
Dichlorodifluoromethane	ug/L	50	47.1	94	53-134	
Diisopropyl ether	ug/L	50	56.1	112	70-135	
Ethylbenzene	ug/L	50	55.2	110	70-130	
Hexachloro-1,3-butadiene	ug/L	50	56.2	112	68-132	
m&p-Xylene	ug/L	100	110	110	70-130	
Methyl-tert-butyl ether	ug/L	50	56.5	113	70-130	
Methylene Chloride	ug/L	50	53.2	106	67-132	
Naphthalene	ug/L	50	62.0	124	70-130	
o-Xylene	ug/L	50	54.6	109	70-131	
p-Isopropyltoluene	ug/L	50	54.9	110	70-130	
Styrene	ug/L	50	57.3	115	70-130	
Tetrachloroethene	ug/L	50	55.7	111	69-130	
Toluene	ug/L	50	55.2	110	70-130	
trans-1,2-Dichloroethene	ug/L	50	59.5	119	70-130	
trans-1,3-Dichloropropene	ug/L	50	58.1	116	70-130	
Trichloroethene	ug/L	50	58.5	117	70-130	
Trichlorofluoromethane	ug/L	50	51.7	103	63-130	
Vinyl acetate	ug/L	100	125	125	55-143	
Vinyl chloride	ug/L	50	48.8	98	70-131	
Xylene (Total)	ug/L	150	164	110	70-130	
1,2-Dichloroethane-d4 (S)	%			95	70-130	
4-Bromofluorobenzene (S)	%			99	70-130	
Toluene-d8 (S)	%			99	70-130	

Results presented on this page are in the units indicated by the "Units" column except where an alternate unit is presented to the right of the result.

REPORT OF LABORATORY ANALYSIS

This report shall not be reproduced, except in full,
without the written consent of Pace Analytical Services, LLC.

Pace Analytical Services, LLC
9800 Kincey Ave. Suite 100
Huntersville, NC 28078
(704)875-9092

QUALITY CONTROL DATA

Project: Colonial Pipeline (9/4-9/8 SL)
Pace Project No.: 92494609

MATRIX SPIKE & MATRIX SPIKE DUPLICATE: 2997258 2997259

Parameter	Units	92494043008 Result	MS Spike Conc.	MSD Spike Conc.	MS Result	MSD Result	MS % Rec	MSD % Rec	% Rec Limits	RPD	Qual
1,1,1,2-Tetrachloroethane	ug/L	ND	500	540	588	528	118	98	73-134	11	
1,1,1-Trichloroethane	ug/L	ND	500	540	643	587	129	109	82-143	9	
1,1,2,2-Tetrachloroethane	ug/L	ND	500	540	575	515	115	95	70-136	11	
1,1,2-Trichloroethane	ug/L	ND	500	540	595	538	119	100	70-135	10	
1,1-Dichloroethane	ug/L	ND	500	540	637	577	127	107	70-139	10	
1,1-Dichloroethene	ug/L	ND	500	540	663	602	133	111	70-154	10	
1,1-Dichloropropene	ug/L	ND	500	540	656	591	131	109	70-149	10	
1,2,3-Trichlorobenzene	ug/L	ND	500	540	603	543	121	101	70-135	10	
1,2,3-Trichloropropane	ug/L	ND	500	540	586	527	117	98	71-137	11	
1,2,4-Trichlorobenzene	ug/L	ND	500	540	603	552	121	102	73-140	9	
1,2-Dibromo-3-chloropropane	ug/L	ND	500	540	589	521	118	97	65-134	12	
1,2-Dibromoethane (EDB)	ug/L	ND	500	540	599	538	120	100	70-137	11	
1,2-Dichlorobenzene	ug/L	ND	500	540	605	546	121	101	70-133	10	
1,2-Dichloroethane	ug/L	ND	500	540	599	543	120	101	70-137	10	
1,2-Dichloropropane	ug/L	ND	500	540	628	566	126	105	70-140	10	
1,3-Dichlorobenzene	ug/L	ND	500	540	600	548	120	101	70-135	9	
1,3-Dichloropropane	ug/L	ND	500	540	609	549	122	102	70-143	11	
1,4-Dichlorobenzene	ug/L	ND	500	540	609	550	122	102	70-133	10	
2,2-Dichloropropane	ug/L	ND	500	540	636	583	127	108	61-148	9	
2-Butanone (MEK)	ug/L	ND	1000	1080	1150	1100	115	101	60-139	5	
2-Chlorotoluene	ug/L	ND	500	540	633	577	127	107	70-144	9	
2-Hexanone	ug/L	ND	1000	1080	1180	1020	118	94	65-138	15	
4-Chlorotoluene	ug/L	ND	500	540	608	552	122	102	70-137	10	
4-Methyl-2-pentanone (MIBK)	ug/L	ND	1000	1080	1120	987	112	91	65-135	13	
Acetone	ug/L	ND	1000	1080	1220	893	122	83	60-148	31	R1
Benzene	ug/L	375	500	540	1010	951	127	107	70-151	6	
Bromobenzene	ug/L	ND	500	540	610	557	122	103	70-136	9	
Bromochloromethane	ug/L	ND	500	540	661	605	132	112	70-141	9	
Bromodichloromethane	ug/L	ND	500	540	555	507	111	94	70-138	9	
Bromoform	ug/L	ND	500	540	540	485	108	90	63-130	11	
Bromomethane	ug/L	ND	500	540	593	544	119	101	15-152	9	v3
Carbon tetrachloride	ug/L	ND	500	540	631	575	126	106	70-143	9	
Chlorobenzene	ug/L	ND	500	540	608	553	122	102	70-138	10	
Chloroethane	ug/L	ND	500	540	618	577	124	107	52-163	7	IL
Chloroform	ug/L	ND	500	540	632	570	126	106	70-139	10	
Chloromethane	ug/L	ND	500	540	588	531	118	98	41-139	10	
cis-1,2-Dichloroethene	ug/L	ND	500	540	646	585	129	108	70-141	10	
cis-1,3-Dichloropropene	ug/L	ND	500	540	630	576	126	107	70-137	9	
Dibromochloromethane	ug/L	ND	500	540	579	521	116	97	70-134	10	
Dibromomethane	ug/L	ND	500	540	618	554	124	103	70-138	11	
Dichlorodifluoromethane	ug/L	ND	500	540	510	460	102	85	47-155	10	
Diisopropyl ether	ug/L	ND	500	540	613	549	121	101	63-144	11	
Ethylbenzene	ug/L	197	500	540	805	746	122	102	66-153	8	
Hexachloro-1,3-butadiene	ug/L	ND	500	540	587	519	117	96	65-149	12	
m&p-Xylene	ug/L	88.2	1000	1080	1290	1180	120	101	69-152	9	
Methyl-tert-butyl ether	ug/L	3680	500	540	6200	6030	505	434	54-156	3	E,M1

Results presented on this page are in the units indicated by the "Units" column except where an alternate unit is presented to the right of the result.

REPORT OF LABORATORY ANALYSIS

This report shall not be reproduced, except in full,
without the written consent of Pace Analytical Services, LLC.

Pace Analytical Services, LLC
9800 Kincey Ave. Suite 100
Huntersville, NC 28078
(704)875-9092

QUALITY CONTROL DATA

Project: Colonial Pipeline (9/4-9/8 SL)
Pace Project No.: 92494609

MATRIX SPIKE & MATRIX SPIKE DUPLICATE: 2997258 2997259

Parameter	Units	92494043008 Result	MS Spike Conc.	MSD Spike Conc.	MS Result	MSD Result	MS % Rec	MSD % Rec	% Rec Limits	RPD	Qual
Methylene Chloride	ug/L	ND	500	540	606	554	121	103	42-159	9	
Naphthalene	ug/L	132	500	540	810	741	135	113	61-148	9	
o-Xylene	ug/L	ND	500	540	603	550	121	102	70-148	9	
p-Isopropyltoluene	ug/L	ND	500	540	595	535	119	99	70-146	11	
Styrene	ug/L	ND	500	540	612	555	122	103	70-135	10	
Tetrachloroethene	ug/L	ND	500	540	609	551	122	102	59-143	10	
Toluene	ug/L	ND	500	540	619	562	122	102	59-148	10	
trans-1,2-Dichloroethene	ug/L	ND	500	540	656	607	131	112	70-146	8	
trans-1,3-Dichloropropene	ug/L	ND	500	540	605	544	121	101	70-135	11	
Trichloroethene	ug/L	ND	500	540	633	578	127	107	70-147	9	
Trichlorofluoromethane	ug/L	ND	500	540	581	528	116	98	70-148	10	
Vinyl acetate	ug/L	ND	1000	1080	1330	1180	133	109	49-151	12	
Vinyl chloride	ug/L	ND	500	540	543	494	109	91	70-156	9	
Xylene (Total)	ug/L	88.2	1500	1500	1890	1730	120	109	63-158	9	
1,2-Dichloroethane-d4 (S)	%						103	102	70-130		
4-Bromofluorobenzene (S)	%						98	98	70-130		
Toluene-d8 (S)	%						99	99	70-130		

Results presented on this page are in the units indicated by the "Units" column except where an alternate unit is presented to the right of the result.

REPORT OF LABORATORY ANALYSIS

This report shall not be reproduced, except in full,
without the written consent of Pace Analytical Services, LLC.

Pace Analytical Services, LLC
9800 Kincey Ave. Suite 100
Huntersville, NC 28078
(704)875-9092

QUALITY CONTROL DATA

Project: Colonial Pipeline (9/4-9/8 SL)
Pace Project No.: 92494609

QC Batch: 565331
QC Batch Method: ASTM D2974-87
Analysis Method: ASTM D2974-87
Analysis Description: Dry Weight/Percent Moisture
Laboratory: Pace Analytical Services - Charlotte
Associated Lab Samples: 92494609001, 92494609002, 92494609003, 92494609004, 92494609005, 92494609006, 92494609007

SAMPLE DUPLICATE: 2996145

Parameter	Units	92494315001 Result	Dup Result	RPD	Qualifiers
Percent Moisture	%	47.7	44.7	7	

SAMPLE DUPLICATE: 2996473

Parameter	Units	92494609007 Result	Dup Result	RPD	Qualifiers
Percent Moisture	%	23.1	22.6	2	

Results presented on this page are in the units indicated by the "Units" column except where an alternate unit is presented to the right of the result.

REPORT OF LABORATORY ANALYSIS

This report shall not be reproduced, except in full,
without the written consent of Pace Analytical Services, LLC.

Pace Analytical Services, LLC
9800 Kincey Ave. Suite 100
Huntersville, NC 28078
(704)875-9092

QUALITY CONTROL DATA

Project: Colonial Pipeline (9/4-9/8 SL)
Pace Project No.: 92494609

QC Batch: 565382
QC Batch Method: ASTM D2974-87
Analysis Method: ASTM D2974-87
Analysis Description: Dry Weight/Percent Moisture
Laboratory: Pace Analytical Services - Charlotte
Associated Lab Samples: 92494609008, 92494609009, 92494609010, 92494609011, 92494609012, 92494609013, 92494609014, 92494609015, 92494609016, 92494609017, 92494609018

SAMPLE DUPLICATE: 2996589

Parameter	Units	92494609008 Result	Dup Result	RPD	Qualifiers
Percent Moisture	%	20.4	20.4	0	

SAMPLE DUPLICATE: 2996592

Parameter	Units	92494667004 Result	Dup Result	RPD	Qualifiers
Percent Moisture	%	22.4	20.0	11	

Results presented on this page are in the units indicated by the "Units" column except where an alternate unit is presented to the right of the result.

REPORT OF LABORATORY ANALYSIS

This report shall not be reproduced, except in full,
without the written consent of Pace Analytical Services, LLC.

Pace Analytical Services, LLC
9800 Kincey Ave. Suite 100
Huntersville, NC 28078
(704)875-9092

QUALITY CONTROL DATA

Project: Colonial Pipeline (9/4-9/8 SL)
Pace Project No.: 92494609

QC Batch: 1540790
QC Batch Method: SM 2540 G
Analysis Method: SM 2540G
Analysis Description: Total Solids 2540 G-2011
Laboratory: Pace National - Mt. Juliet
Associated Lab Samples: 92494609001, 92494609002, 92494609003, 92494609004, 92494609005, 92494609006, 92494609007, 92494609008, 92494609009, 92494609010

METHOD BLANK: R3569157-1 Matrix: Solid
Associated Lab Samples: 92494609001, 92494609002, 92494609003, 92494609004, 92494609005, 92494609006, 92494609007, 92494609008, 92494609009, 92494609010

Parameter	Units	Blank Result	Reporting Limit	Analyzed	Qualifiers
Total Solids	%	0.00200		09/10/20 13:57	

LABORATORY CONTROL SAMPLE: R3569157-2

Parameter	Units	Spike Conc.	LCS Result	LCS % Rec	% Rec Limits	Qualifiers
Total Solids	%	50.0	50.0	100	85.0-115	

SAMPLE DUPLICATE: R3569157-3

Parameter	Units	92494609003 Result	Dup Result	RPD	Qualifiers
Total Solids	%	82.7	83.0	0.384	

Results presented on this page are in the units indicated by the "Units" column except where an alternate unit is presented to the right of the result.

REPORT OF LABORATORY ANALYSIS

This report shall not be reproduced, except in full,
without the written consent of Pace Analytical Services, LLC.

Pace Analytical Services, LLC
9800 Kincey Ave. Suite 100
Huntersville, NC 28078
(704)875-9092

QUALITY CONTROL DATA

Project: Colonial Pipeline (9/4-9/8 SL)
Pace Project No.: 92494609

QC Batch: 1540792 | Analysis Method: SM 2540G
QC Batch Method: SM 2540 G | Analysis Description: Total Solids 2540 G-2011
Laboratory: Pace National - Mt. Juliet
Associated Lab Samples: 92494609011, 92494609012, 92494609013, 92494609014, 92494609015, 92494609016, 92494609017, 92494609018

METHOD BLANK: R3569159-1 Matrix: Solid
Associated Lab Samples: 92494609011, 92494609012, 92494609013, 92494609014, 92494609015, 92494609016, 92494609017, 92494609018

Parameter	Units	Blank Result	Reporting Limit	Analyzed	Qualifiers
Total Solids	%	ND		09/10/20 14:08	

LABORATORY CONTROL SAMPLE: R3569159-2

Parameter	Units	Spike Conc.	LCS Result	LCS % Rec	% Rec Limits	Qualifiers
Total Solids	%	50.0	50.0	100	85.0-115	

SAMPLE DUPLICATE: R3569159-3

Parameter	Units	92494609014 Result	Dup Result	RPD	Qualifiers
Total Solids	%	83.8	84.1	0.427	

Results presented on this page are in the units indicated by the "Units" column except where an alternate unit is presented to the right of the result.

REPORT OF LABORATORY ANALYSIS

This report shall not be reproduced, except in full,
without the written consent of Pace Analytical Services, LLC.

Pace Analytical Services, LLC
9800 Kincey Ave. Suite 100
Huntersville, NC 28078
(704)875-9092

QUALIFIERS

Project: Colonial Pipeline (9/4-9/8 SL)
Pace Project No.: 92494609

DEFINITIONS

DF - Dilution Factor, if reported, represents the factor applied to the reported data due to dilution of the sample aliquot.

ND - Not Detected at or above adjusted reporting limit.

TNTC - Too Numerous To Count

J - Estimated concentration above the adjusted method detection limit and below the adjusted reporting limit.

MDL - Adjusted Method Detection Limit.

PQL - Practical Quantitation Limit.

RL - Reporting Limit - The lowest concentration value that meets project requirements for quantitative data with known precision and bias for a specific analyte in a specific matrix.

S - Surrogate

1,2-Diphenylhydrazine decomposes to and cannot be separated from Azobenzene using Method 8270. The result for each analyte is a combined concentration.

Consistent with EPA guidelines, unrounded data are displayed and have been used to calculate % recovery and RPD values.

LCS(D) - Laboratory Control Sample (Duplicate)

MS(D) - Matrix Spike (Duplicate)

DUP - Sample Duplicate

RPD - Relative Percent Difference

NC - Not Calculable.

SG - Silica Gel - Clean-Up

U - Indicates the compound was analyzed for, but not detected.

Acid preservation may not be appropriate for 2 Chloroethylvinyl ether.

A separate vial preserved to a pH of 4-5 is recommended in SW846 Chapter 4 for the analysis of Acrolein and Acrylonitrile by EPA Method 8260.

N-Nitrosodiphenylamine decomposes and cannot be separated from Diphenylamine using Method 8270. The result reported for each analyte is a combined concentration.

Pace Analytical is TNI accredited. Contact your Pace PM for the current list of accredited analytes.

TNI - The NELAC Institute.

ANALYTE QUALIFIERS

E	Analyte concentration exceeded the calibration range. The reported result is estimated.
IK	The recalculated concentration of the calibration standard(s) did not meet method acceptance criteria; this result should be considered an estimated value.
IL	This analyte exceeded secondary source verification criteria low for the initial calibration. The reported results should be considered an estimated value.
M1	Matrix spike recovery exceeded QC limits. Batch accepted based on laboratory control sample (LCS) recovery.
R1	RPD value was outside control limits.
v1	The continuing calibration verification was above the method acceptance limit. Any detection for the analyte in the associated samples may have a high bias.
v2	The continuing calibration verification was below the method acceptance limit. The analyte was not detected in the associated samples and the sensitivity of the instrument was verified with a reporting limit check standard.
v3	The continuing calibration verification was below the method acceptance limit. Any detection for the analyte in the associated samples may have low bias.

This report shall not be reproduced, except in full,
without the written consent of Pace Analytical Services, LLC.

Pace Analytical Services, LLC
9800 Kincey Ave. Suite 100
Huntersville, NC 28078
(704)875-9092

QUALITY CONTROL DATA CROSS REFERENCE TABLE

Project: Colonial Pipeline (9/4-9/8 SL)
Pace Project No.: 92494609

Lab ID	Sample ID	QC Batch Method	QC Batch	Analytical Method	Analytical Batch
92494609001	BH-17 (1-2.5)	MADEPV	1540958	MADEP VPH	1540958
92494609002	BH-20 (40-44)	MADEPV	1540958	MADEP VPH	1540958
92494609003	BH-20 (7.5-10)	MADEPV	1540958	MADEP VPH	1540958
92494609004	BH-17 (22.5-25)	MADEPV	1540958	MADEP VPH	1540958
92494609005	BH-16 (20-22.5)	MADEPV	1540958	MADEP VPH	1540958
92494609006	BH-16 (7.5-10)	MADEPV	1540958	MADEP VPH	1540958
92494609007	BH-18 (5-7.5)	MADEPV	1540958	MADEP VPH	1540958
92494609008	BH-18 (22.5-25)	MADEPV	1540958	MADEP VPH	1540958
92494609009	BH-15 (7.5-10)	MADEPV	1540958	MADEP VPH	1540958
92494609010	BH-15 (12.5-15)	MADEPV	1540958	MADEP VPH	1540958
92494609011	BH-14 (10-12.5)	MADEPV	1540958	MADEP VPH	1540958
92494609012	BH-14 (2.5-5)	MADEPV	1540958	MADEP VPH	1540958
92494609013	BH-10 (10-12.5)	MADEPV	1540958	MADEP VPH	1540958
92494609014	BH-10 (22.5-25)	MADEPV	1540958	MADEP VPH	1540958
92494609014	BH-10 (22.5-25)	MADEPV	1541561	MADEP VPH	1541561
92494609015	BH-11 (2.5-5)	MADEPV	1541561	MADEP VPH	1541561
92494609016	BH-11 (22.5-25)	MADEPV	1540958	MADEP VPH	1540958
92494609016	BH-11 (22.5-25)	MADEPV	1541561	MADEP VPH	1541561
92494609017	BH-13 (1-2.5)	MADEPV	1540958	MADEP VPH	1540958
92494609017	BH-13 (1-2.5)	MADEPV	1541561	MADEP VPH	1541561
92494609018	BH-13 (5-7.5)	MADEPV	1540958	MADEP VPH	1540958
92494609001	BH-17 (1-2.5)	EPA 5035A/5030B	565499	EPA 8260D	565523
92494609002	BH-20 (40-44)	EPA 5035A/5030B	565499	EPA 8260D	565523
92494609003	BH-20 (7.5-10)	EPA 5035A/5030B	565499	EPA 8260D	565523
92494609004	BH-17 (22.5-25)	EPA 5035A/5030B	565499	EPA 8260D	565523
92494609005	BH-16 (20-22.5)	EPA 5035A/5030B	565499	EPA 8260D	565523
92494609006	BH-16 (7.5-10)	EPA 5035A/5030B	565499	EPA 8260D	565523
92494609007	BH-18 (5-7.5)	EPA 5035A/5030B	565499	EPA 8260D	565523
92494609008	BH-18 (22.5-25)	EPA 5035A/5030B	565499	EPA 8260D	565523
92494609009	BH-15 (7.5-10)	EPA 5035A/5030B	565499	EPA 8260D	565523
92494609010	BH-15 (12.5-15)	EPA 5035A/5030B	565499	EPA 8260D	565523
92494609011	BH-14 (10-12.5)	EPA 5035A/5030B	565499	EPA 8260D	565523
92494609012	BH-14 (2.5-5)	EPA 5035A/5030B	565499	EPA 8260D	565523
92494609013	BH-10 (10-12.5)	EPA 5035A/5030B	565499	EPA 8260D	565523
92494609014	BH-10 (22.5-25)	EPA 5035A/5030B	565528	EPA 8260D	565550
92494609015	BH-11 (2.5-5)	EPA 5035A/5030B	565528	EPA 8260D	565550
92494609016	BH-11 (22.5-25)	EPA 5035A/5030B	565528	EPA 8260D	565550
92494609017	BH-13 (1-2.5)	EPA 5035A/5030B	565528	EPA 8260D	565550
92494609018	BH-13 (5-7.5)	EPA 5035A/5030B	565528	EPA 8260D	565550
92494609023	TB-20200909-1	EPA 8260D	565562		
92494609024	TB-20200909-2	EPA 8260D	565562		
92494609001	BH-17 (1-2.5)	ASTM D2974-87	565331		
92494609002	BH-20 (40-44)	ASTM D2974-87	565331		
92494609003	BH-20 (7.5-10)	ASTM D2974-87	565331		

REPORT OF LABORATORY ANALYSIS

This report shall not be reproduced, except in full,
without the written consent of Pace Analytical Services, LLC.

Pace Analytical Services, LLC
9800 Kincey Ave. Suite 100
Huntersville, NC 28078
(704)875-9092

QUALITY CONTROL DATA CROSS REFERENCE TABLE

Project: Colonial Pipeline (9/4-9/8 SL)
Pace Project No.: 92494609

Lab ID	Sample ID	QC Batch Method	QC Batch	Analytical Method	Analytical Batch
92494609004	**BH-17 (22.5-25)**	ASTM D2974-87	565331		
92494609005	**BH-16 (20-22.5)**	ASTM D2974-87	565331		
92494609006	**BH-16 (7.5-10)**	ASTM D2974-87	565331		
92494609007	**BH-18 (5-7.5)**	ASTM D2974-87	565331		
92494609008	**BH-18 (22.5-25)**	ASTM D2974-87	565382		
92494609009	**BH-15 (7.5-10)**	ASTM D2974-87	565382		
92494609010	**BH-15 (12.5-15)**	ASTM D2974-87	565382		
92494609011	**BH-14 (10-12.5)**	ASTM D2974-87	565382		
92494609012	**BH-14 (2.5-5)**	ASTM D2974-87	565382		
92494609013	**BH-10 (10-12.5)**	ASTM D2974-87	565382		
92494609014	**BH-10 (22.5-25)**	ASTM D2974-87	565382		
92494609015	**BH-11 (2.5-5)**	ASTM D2974-87	565382		
92494609016	**BH-11 (22.5-25)**	ASTM D2974-87	565382		
92494609017	**BH-13 (1-2.5)**	ASTM D2974-87	565382		
92494609018	**BH-13 (5-7.5)**	ASTM D2974-87	565382		
92494609001	**BH-17 (1-2.5)**	SM 2540 G	1540790	SM 2540G	1540790
92494609002	**BH-20 (40-44)**	SM 2540 G	1540790	SM 2540G	1540790
92494609003	**BH-20 (7.5-10)**	SM 2540 G	1540790	SM 2540G	1540790
92494609004	**BH-17 (22.5-25)**	SM 2540 G	1540790	SM 2540G	1540790
92494609005	**BH-16 (20-22.5)**	SM 2540 G	1540790	SM 2540G	1540790
92494609006	**BH-16 (7.5-10)**	SM 2540 G	1540790	SM 2540G	1540790
92494609007	**BH-18 (5-7.5)**	SM 2540 G	1540790	SM 2540G	1540790
92494609008	**BH-18 (22.5-25)**	SM 2540 G	1540790	SM 2540G	1540790
92494609009	**BH-15 (7.5-10)**	SM 2540 G	1540790	SM 2540G	1540790
92494609010	**BH-15 (12.5-15)**	SM 2540 G	1540790	SM 2540G	1540790
92494609011	**BH-14 (10-12.5)**	SM 2540 G	1540792	SM 2540G	1540792
92494609012	**BH-14 (2.5-5)**	SM 2540 G	1540792	SM 2540G	1540792
92494609013	**BH-10 (10-12.5)**	SM 2540 G	1540792	SM 2540G	1540792
92494609014	**BH-10 (22.5-25)**	SM 2540 G	1540792	SM 2540G	1540792
92494609015	**BH-11 (2.5-5)**	SM 2540 G	1540792	SM 2540G	1540792
92494609016	**BH-11 (22.5-25)**	SM 2540 G	1540792	SM 2540G	1540792
92494609017	**BH-13 (1-2.5)**	SM 2540 G	1540792	SM 2540G	1540792
92494609018	**BH-13 (5-7.5)**	SM 2540 G	1540792	SM 2540G	1540792

This report shall not be reproduced, except in full,
without the written consent of Pace Analytical Services, LLC.

Pace Analytical	Document Name: Sample Condition Upon Receipt(SCUR)	Document Revised: February 7, 2018 Page 1 of 2
	Document No.: F-CAR-CS-033-Rev.06	Issuing Authority: Pace Carolinas Quality Office

Laboratory receiving samples:
Asheville ☐ Eden ☐ Greenwood ☐ Huntersville ☑ Raleigh ☐ Mechanicsville ☐

Sample Condition Upon Receipt

Client Name: AECOM

Project # WO# : 92494609

92494609

Courier: ☐ Commercial ☐ Fed Ex ☑ Pace ☐ UPS ☐ USPS ☐ Other:____ ☐ Client

Custody Seal Present? ☐ Yes ☑ No **Seals Intact?** ☐ Yes ☑ No

Date/Initials Person Examining Contents: 9/9/20

Packing Material: ☐ Bubble Wrap ☐ Bubble Bags ☐ None ☑ Other

Biological Tissue Frozen? ☐ Yes ☐ No ☑ N/A

Thermometer: ☑ IR Gun ID: 92T061 **Type of Ice:** ☐ Wet ☐ Blue ☐ None

Cooler Temp (°C): 1.8 **Correction Factor:** Add/Subtract (°C) 0.0

Cooler Temp Corrected (°C): 1.8

Temp should be above freezing to 6°C
☐ Samples out of temp criteria. Samples on ice, cooling process has begun

USDA Regulated Soil ☑ N/A, water sample) BP

Did samples originate in a quarantine zone within the United States: CA, NY, or SC (check maps)? ☐ Yes ☑ No

Did samples originate from a foreign source (internationally, including Hawaii and Puerto Rico)? ☐ Yes ☑ No

				Comments/Discrepancy:
Chain of Custody Present?	☑ Yes	☐ No	☐ N/A	1.
Samples Arrived within Hold Time?	☑ Yes	☐ No	☐ N/A	2.
Short Hold Time Analysis (<72 hr.)?	☑ Yes	☐ No	☐ N/A	3.
Rush Turn Around Time Requested?	☑ Yes	☐ No	☐ N/A	4.
Sufficient Volume?	☑ Yes	☐ No	☐ N/A	5.
Correct Containers Used?	☑ Yes	☐ No	☐ N/A	6.
-Pace Containers Used?	☑ Yes	☐ No	☐ N/A	
Containers Intact?	☑ Yes	☐ No	☐ N/A	7.
Dissolved analysis: Samples Field Filtered?	☐ Yes	☑ No	☐ N/A	8.
Sample Labels Match COC?	☑ Yes	☐ No	☐ N/A	9.
-Includes Date/Time/ID/Analysis Matrix: SL				
Headspace in VOA Vials (>5-6mm)?	☐ Yes	☐ No	☑ N/A	10.
Trip Blank Present?	☐ Yes	☐ No	☑ N/A	11.
Trip Blank Custody Seals Present?	☐ Yes	☐ No	☑ N/A	

COMMENTS/SAMPLE DISCREPANCY

Field Data Required? ☐ Yes ☐ No

Lot ID of split containers:

CLIENT NOTIFICATION/RESOLUTION

Person contacted: _____ Date/Time: _____

Project Manager SCURF Review: NMG **Date:** 9/10/20

Project Manager SRF Review: NMG **Date:** 9/10/20

*Check mark top half of box if pH and/or dechlorination is verified and within the acceptance range for preservation samples.

Exceptions: VOA, Coliform, TOC, Oil and Grease, DRO/8015 (water) DOC, LLHg

**Bottom half of box is to list number of bottle

Project # **WO# : 92494609**

PM: NMG Due Date: 09/10/20

CLIENT: 92-AECOM CHA

Item#	BP4U-125 mL Plastic Unpreserved (N/A) (Cl-)	BP3U-250 mL Plastic Unpreserved (N/A)	BP2U-500 mL Plastic Unpreserved (N/A)	BP1U-1 liter Plastic Unpreserved (N/A)	BP4S-125 mL Plastic H2SO4 (pH < 2) (Cl-)	BP3N-250 mL plastic HNO3 (pH < 2)	BP4Z-125 mL Plastic ZN Acetate & NaOH (>9)	BP4C-125 mL Plastic NaOH (pH > 12) (Cl-)	WGFU-Wide-mouthed Glass jar Unpreserved	AG1U-1 liter Amber Unpreserved (N/A) (Cl-)	AG1H-1 liter Amber HCl (pH < 2)	AG3U-250 mL Amber Unpreserved (N/A) (Cl-)	AG1S-1 liter Amber H2SO4 (pH < 2)	AG3S-250 mL Amber H2SO4 (pH < 2)	AG3A(DG3A)-250 mL Amber NH4Cl (N/A)(Cl-)	DG9H-40 mL VOA HCl (N/A)	VG9T-40 mL VOA Na2S2O3 (N/A)	VG9U-40 mL VOA Unp (N/A)	DG9P-40 mL VOA H3PO4 (N/A)	VOAK (6 vials per kit)-5035 kit (N/A)	V/GK (3 vials per kit)-VPH/Gas kit (N/A)	SP5T-125 mL Sterile Plastic (N/A – lab)	SP2T-250 mL Sterile Plastic (N/A – lab)		BP3A-250 mL Plastic (NH2)2SO4 (9.3-9.7)	AG0U-100 mL Amber Unpreserved vials (N/A)	VSGU-20 mL Scintillation vials (N/A)	DG9U-40 mL Amber Unpreserved vials (N/A)
1																					6							
2																					6							
3																					6							
4																					6							
5																					6							
6																					6							
7																					6							
8																					6							
9																												
10																												
11																												
12																												

pH Adjustment Log for Preserved Samples

Sample ID	Type of Preservative	pH upon receipt	Date preservation adjusted	Time preservation adjusted	Amount of Preservative added	Lot #

Note: Whenever there is a discrepancy affecting North Carolina compliance samples, a copy of this form will be sent to the North Carolina DEHNR Certification Office (i.e. Out of hold, incorrect preservative, out of temp, incorrect containers.

*Check mark top half of box if pH and/or dechlorination is verified and within the acceptance range for preservation samples.

Exceptions: VOA, Coliform, TOC, Oil and Grease, DRO/8015 (water) DOC, LLHg

**Bottom half of box is to list number of bottle

Project # **WO#: 92494609**

PM: NMG Due Date: 09/10/20

CLIENT: 92-AECOM CHA

Item#	BP4U-125 mL Plastic Unpreserved (N/A) (Cl-)	BP3U-250 mL Plastic Unpreserved (N/A)	BP2U-500 mL Plastic Unpreserved (N/A)	BP1U-1 liter Plastic Unpreserved (N/A)	BP4S-125 mL Plastic H2SO4 (pH < 2) (Cl-)	BP3N-250 mL plastic HNO3 (pH < 2)	BP4Z-125 mL Plastic ZN Acetate & NaOH (>9)	BP4C-125 mL Plastic NaOH (pH > 12) (Cl-)	WGFU-Wide-mouthed Glass jar Unpreserved	AG1U-1 liter Amber Unpreserved (N/A) (Cl-)	AG1H-1 liter Amber HCl (pH < 2)	AG3U-250 mL Amber Unpreserved (N/A) (Cl-)	AG1S-1 liter Amber H2SO4 (pH < 2)	AG3S-250 mL Amber H2SO4 (pH < 2)	AG3A(DG3A)-250 mL Amber NH4Cl (N/A)(Cl-)	DG9H-40 mL VOA HCl (N/A)	VG9T-40 mL VOA Na2S2O3 (N/A)	VG9U-40 mL VOA Unp (N/A)	DG9P-40 mL VOA H3PO4 (N/A)	VOAK (6 vials per kit)-5035 kit (N/A)	V/GK (3 vials per kit)-VPH/Gas kit (N/A)	SP5T-125 mL Sterile Plastic (N/A – lab)	SP2T-250 mL Sterile Plastic (N/A – lab)		BP3A-250 mL Plastic (NH2)2SO4 (9.3-9.7)	AG0U-100 mL Amber Unpreserved vials (N/A)	VSGU-20 mL Scintillation vials (N/A)	DG9U-40 mL Amber Unpreserved vials (N/A)
1																					6								
2																					6								
3																					6								
4																					6								
5																					6								
6																					6								
7																					6								
8																					6								
9																					6								
10																					6								
11																													
12																													

pH Adjustment Log for Preserved Samples

Sample ID	Type of Preservative	pH upon receipt	Date preservation adjusted	Time preservation adjusted	Amount of Preservative added	Lot #

Note: Whenever there is a discrepancy affecting North Carolina compliance samples, a copy of this form will be sent to the North Carolina DEHNR Certification Office (i.e. Out of hold, incorrect preservative, out of temp, incorrect containers.

*Check mark top half of box if pH and/or dechlorination is verified and within the acceptance range for preservation samples.

Exceptions: VOA, Coliform, TOC, Oil and Grease, DRO/8015 (water) DOC, LLHg

**Bottom half of box is to list number of bottle

Project # **WO# : 92494609**

PM: NMG Due Date: 09/10/20

CLIENT: 92-AECOM CHA

Item#	BP4U-125 mL Plastic Unpreserved (N/A) (Cl-)	BP3U-250 mL Plastic Unpreserved (N/A)	BP2U-500 mL Plastic Unpreserved (N/A)	BP1U-1 liter Plastic Unpreserved (N/A)	BP4S-125 mL Plastic H2SO4 (pH < 2) (Cl-)	BP3N-250 mL plastic HNO3 (pH < 2)	BP4Z-125 mL Plastic ZN Acetate & NaOH (>9)	BP4C-125 mL Plastic NaOH (pH > 12) (Cl-)	WGFU-Wide-mouthed Glass jar Unpreserved	AG1U-1 liter Amber Unpreserved (N/A) (Cl-)	AG1H-1 liter Amber HCl (pH < 2)	AG3U-250 mL Amber Unpreserved (N/A) (Cl-)	AG1S-1 liter Amber H2SO4 (pH < 2)	AG3S-250 mL Amber H2SO4 (pH < 2)	AG3A(DG3A)-250 mL Amber NH4Cl (N/A)(Cl-)	DG9H-40 mL VOA HCl (N/A)	VG9T-40 mL VOA Na2S2O3 (N/A)	VG9U-40 mL VOA Unp (N/A)	DG9P-40 mL VOA H3PO4 (N/A)	VOAK (6 vials per kit)-5035 kit (N/A)	V/GK (3 vials per kit)-VPH/Gas kit (N/A)	SP5T-125 mL Sterile Plastic (N/A – lab)	SP2T-250 mL Sterile Plastic (N/A – lab)		BP3A-250 mL Plastic (NH2)2SO4 (9.3-9.7)	AG0U-100 mL Amber Unpreserved vials (N/A)	VSGU-20 mL Scintillation vials (N/A)	DG9U-40 mL Amber Unpreserved vials (N/A)
1																2													
2																													
3																													
4																													
5																													
6																													
7																													
8																													
9																													
10																													
11																													
12																													

pH Adjustment Log for Preserved Samples

Sample ID	Type of Preservative	pH upon receipt	Date preservation adjusted	Time preservation adjusted	Amount of Preservative added	Lot #

Note: Whenever there is a discrepancy affecting North Carolina compliance samples, a copy of this form will be sent to the North Carolina DEHNR Certification Office (i.e. Out of hold, incorrect preservative, out of temp, incorrect containers.

Pace Analytical
WWW.PACELABS.COM

CHAIN-OF-CUSTODY / Analytical Request Document

The Chain-of-Custody is a LEGAL DOCUMENT. All relevant fields must be completed accurately.

Page : 1 Of 1

Section A Required Client Information:		Section B Required Project Information:		Section C Invoice Information:	
Company:	AECOM, Charlotte	Report To:	Wreschnig, Andrew	Attention:	
Address:	6000 Fairview Road	Copy To:		Company Name:	
Suite 200, Charlotte, NC 28210				Address:	
Email:	andrew.wreschnig@aecom.com	Purchase Order #:		Pace Quote:	
Phone:	(980)221-7831 Fax	Project Name:	Colonial Pipeline	Pace Project Manager:	nicole.gasiorowski@pacelabs.com,
Requested Due Date:		Project #:		Pace Profile #:	12518

Regulatory Agency

State / Location: NC

ITEM #	SAMPLE ID (One Character per box. (A-Z, 0-9 / , -) Sample Ids must be unique)	MATRIX CODE (see valid codes to left)	SAMPLE TYPE (G=GRAB C=COMP)	COLLECTED START DATE	COLLECTED START TIME	COLLECTED END DATE	COLLECTED END TIME	SAMPLE TEMP AT COLLECTION	# OF CONTAINERS	Preservatives: Unpreserved	H2SO4	HNO3	HCl	NaOH	Na2S2O3	Methanol	Other	Analyses Test Y/N	6200	VPH	6010 Lead	504.1 EDB	Trip BLANK	3260	Residual Chlorine (Y/N)	924546 0 9
1	BH-17 (1-2.5)			9/8	0945					2						4				X				X		001
2	[redacted] AJW				1600																					
3	BH-20 (40-44)				1850																					002
4	BH-20 (7.5-10)				1545																					003
5	BH-17 (22.5-25)				~~1550~~	9/8	0940																			004
6	BH-16 (20-22.5)			9/7	1535																					005
7	~~BH-17 (22.5-25)~~			9/8	~~0940~~																					
8	[redacted] AJW			9/8	1605																					
9	BH-16 (7.5-10)			9/7	1540																					006
10	BH-15 (5-7.5)			9/8	1130																					007
11	BH-15 (22.5-25)			9/8	1135					2						4				X				X		008
12	TB-20200909-2												2										X			009

ADDITIONAL COMMENTS	RELINQUISHED BY / AFFILIATION	DATE	TIME	ACCEPTED BY / AFFILIATION	DATE	TIME	SAMPLE CONDITIONS			
Shared TB	Andrew Wreschnig	9/9	1355		9-9-20	1357				
		9-9-20	1417	PACE HVL	9/9/20	1417	0.8	Y	N	Y
							3.5			

SAMPLER NAME AND SIGNATURE					
PRINT Name of SAMPLER:	Andrew Wreschnig		TEMP in C	Received on Ice (Y/N)	Custody Sealed Cooler (Y/N)	Samples Intact (Y/N)
SIGNATURE of SAMPLER:		DATE Signed: 9/9/20				

Pace Analytical
WWW.PACELABS.COM

CHAIN-OF-CUSTODY / Analytical Request Document

The Chain-of-Custody is a LEGAL DOCUMENT. All relevant fields must be completed accurately.

Page : 1 Of 1

Section A Required Client Information:		Section B Required Project Information:		Section C Invoice Information:	
Company:	AECOM	Report To:	Andrew Wreschnig	Attention:	
Address:	6000 Fairview Road	Copy To:		Company Name:	
Suite 200, Charlotte, NC 28226				Address:	
Email:		Purchase Order #:		Pace Quote:	
Phone: (704)522-0330	Fax	Project Name:	Colonial Pipeline (SOIL)	Pace Project Manager:	nicole.gasiorowski@pacelabs.com,
Requested Due Date:		Project #:		Pace Profile #:	8458

Regulatory Agency
State / Location
NC

MATRIX CODE: Drinking Water DW; Water WT; Waste Water WW; Product P; Soil/Solid SL; Oil OL; Wipe WP; Air AR; Other OT; Tissue TS

ITEM #	SAMPLE ID (One Character per box. (A-Z, 0-9 / , -) Sample Ids must be unique)	MATRIX CODE (see valid codes to left)	SAMPLE TYPE (G=GRAB C=COMP)	COLLECTED START DATE	COLLECTED START TIME	COLLECTED END DATE	COLLECTED END TIME	SAMPLE TEMP AT COLLECTION	# OF CONTAINERS	Preservatives: Unpreserved	H2SO4	HNO3	HCl	NaOH	Na2S2O3	Methanol	Other	Analyses Test Y/N	Requested Analysis Filtered (Y/N): DRO	GRO	VPH	8260	Residual Chlorine (Y/N)	92494608
1	BH-15(7.5-10)	SL	G	9/7	1135				2							8					X	X			009
2	BH-15 (12.5-15)			9/7	1130																				010
3	BH-14 (10-12.5)			9/5	1700																				011
4	BH-14 (2.5-5)			9/5	1705																				012
5	[redacted]																								
6	BH-10(10-12.5)			9/4	1900																				013
7	BH-10(22.5-25)			9/4	1910																				014
8	BH-11(2.5-5)			9/5	1000																				015
9	BH-11 (22.5-25)			9/5	1005																				016
10	[redacted]			[redacted]																					
11	BH-13 (1-2.5)			9/5	1545																				017
12	BH-13(5-7.5)			9/5	1550																				018

ADDITIONAL COMMENTS	RELINQUISHED BY / AFFILIATION	DATE	TIME	ACCEPTED BY / AFFILIATION	DATE	TIME	SAMPLE CONDITIONS: TEMP in C	Received on Ice (Y/N)	Custody Sealed Cooler (Y/N)	Samples Intact (Y/N)
Shaved ice	AECOM	9/9			9.9.20	1357	1.8	Y	N	Y
		9.9.20	1417	PACE/NL	9/9/20	1417				
							3.6			

SAMPLER NAME AND SIGNATURE

PRINT Name of SAMPLER: Andrew Wreschnig

SIGNATURE of SAMPLER:

DATE Signed: 9/9/20

Pace Analytical
WWW.PACELABS.COM

CHAIN-OF-CUSTODY / Analytical Request Document

The Chain-of-Custody is a LEGAL DOCUMENT. All relevant fields must be completed accurately.

Page : 1 Of 1

Section A Required Client Information:		Section B Required Project Information:		Section C Invoice Information:	
Company:	AECOM, Charlotte	Report To:	Wreschnig, Andrew	Attention:	
Address:	6000 Fairview Road	Copy To:		Company Name:	
Suite 200, Charlotte, NC 28210				Address:	
Email:	andrew.wreschnig@aecom.com	Purchase Order #:		Pace Quote:	
Phone:	(980)221-7831 Fax	Project Name:	Colonial Pipeline	Pace Project Manager:	nicole.gasiorowski@pacelabs.com,
Requested Due Date:		Project #:		Pace Profile #:	12518

Regulatory Agency: | State / Location: NC

ITEM #	SAMPLE ID (One Character per box. (A-Z, 0-9 / , -) Sample Ids must be unique)	MATRIX CODE (see valid codes to left)	SAMPLE TYPE (G=GRAB C=COMP)	COLLECTED START DATE	COLLECTED START TIME	COLLECTED END DATE	COLLECTED END TIME	SAMPLE TEMP AT COLLECTION	# OF CONTAINERS	Preservatives: Unpreserved	H2SO4	HNO3	HCl	NaOH	Na2S2O3	Methanol	Other	Analyses Test Y/N	6200	VPH	6010 Lead	504.1 EDB	Trip BLANK	Residual Chlorine (Y/N)	Requested Analysis Filtered (Y/N)
1	TB-20200909-1	TB							2				2										X		9249 4608 023
2																									
3																									
4																									
5																									
6																									
7																									
8																									
9																									
10																									
11																									
12																									

MATRIX CODE: Drinking Water DW; Water WT; Waste Water WW; Product P; Soil/Solid SL; Oil OL; Wipe WP; Air AR; Other OT; Tissue TS

ADDITIONAL COMMENTS	RELINQUISHED BY / AFFILIATION	DATE	TIME	ACCEPTED BY / AFFILIATION	DATE	TIME	SAMPLE CONDITIONS: TEMP in C	Received on Ice (Y/N)	Custody Sealed Cooler (Y/N)	Samples Intact (Y/N)
Shared TB	AECOM	9/9	1600		9-9-20	1357				
		9-9-20	1417	ABPACE HVL	9.4.20	14:17	1.3	X	N	Y
							3.3			

SAMPLER NAME AND SIGNATURE

PRINT Name of SAMPLER: Andrew Wreschnig

SIGNATURE of SAMPLER: [signature] DATE Signed: 9/9

Pace Analytical Services, LLC
9800 Kincey Ave. Suite 100
Huntersville, NC 28078
(704)875-9092

September 18, 2020

Andrew Street
Apex Companies - NC
5900 Northwoods Business Pkwy
Suite 5900-0
Charlotte, NC 28269

RE: Project: 2020-LI-2448
Pace Project No.: 92494858

Dear Andrew Street:

Enclosed are the analytical results for sample(s) received by the laboratory on September 10, 2020. The results relate only to the samples included in this report. Results reported herein conform to the applicable TNI/NELAC Standards and the laboratory's Quality Manual, where applicable, unless otherwise noted in the body of the report.

The test results provided in this final report were generated by each of the following laboratories within the Pace Network:

- Pace National - Mt. Juliet
- Pace Analytical Services - Charlotte

If you have any questions concerning this report, please feel free to contact me.

Sincerely,

Angela M. Baioni

Angela Baioni
angela.baioni@pacelabs.com
(704)875-9092
Project Manager

Enclosures

cc: J Culbreath, Colonial Pipeline Company
Robert Hughes, Colonial Pipeline
Margaret King, APEX Companies, LLC
Emily Little, Apex Companies
Jeff Morrison, Colonial Pipeline Company
Tom Naumann, APEX Companies - NC
Joe Nicolette, Montrose-EPS
Christopher Schultz, Apex Companies
Alex Testoff, Montrose-EPS
Michael Verdon, Colonial Pipeline Company
JM Wyatt, Colonial Pipeline Company

REPORT OF LABORATORY ANALYSIS

This report shall not be reproduced, except in full,
without the written consent of Pace Analytical Services, LLC.

Pace Analytical Services, LLC
9800 Kincey Ave. Suite 100
Huntersville, NC 28078
(704)875-9092

CERTIFICATIONS

Project: 2020-LI-2448
Pace Project No.: 92494858

Pace Analytical Services National

12065 Lebanon Road, Mt. Juliet, TN 37122
Alabama Certification #: 40660
Alaska Certification 17-026
Arizona Certification #: AZ0612
Arkansas Certification #: 88-0469
California Certification #: 2932
Canada Certification #: 1461.01
Colorado Certification #: TN00003
Connecticut Certification #: PH-0197
DOD Certification: #1461.01
EPA# TN00003
Florida Certification #: E87487
Georgia DW Certification #: 923
Georgia Certification: NELAP
Idaho Certification #: TN00003
Illinois Certification #: 200008
Indiana Certification #: C-TN-01
Iowa Certification #: 364
Kansas Certification #: E-10277
Kentucky UST Certification #: 16
Kentucky Certification #: 90010
Louisiana Certification #: AI30792
Louisiana DW Certification #: LA180010
Maine Certification #: TN0002
Maryland Certification #: 324
Massachusetts Certification #: M-TN003
Michigan Certification #: 9958
Minnesota Certification #: 047-999-395
Mississippi Certification #: TN00003
Missouri Certification #: 340
Montana Certification #: CERT0086
Nebraska Certification #: NE-OS-15-05
Nevada Certification #: TN-03-2002-34
New Hampshire Certification #: 2975
New Jersey Certification #: TN002
New Mexico DW Certification
New York Certification #: 11742
North Carolina Aquatic Toxicity Certification #: 41
North Carolina Drinking Water Certification #: 21704
North Carolina Environmental Certificate #: 375
North Dakota Certification #: R-140
Ohio VAP Certification #: CL0069
Oklahoma Certification #: 9915
Oregon Certification #: TN200002
Pennsylvania Certification #: 68-02979
Rhode Island Certification #: LAO00356
South Carolina Certification #: 84004
South Dakota Certification
Tennessee DW/Chem/Micro Certification #: 2006
Texas Certification #: T 104704245-17-14
Texas Mold Certification #: LAB0152
USDA Soil Permit #: P330-15-00234
Utah Certification #: TN00003
Virginia Certification #: VT2006
Vermont Dept. of Health: ID# VT-2006
Virginia Certification #: 460132
Washington Certification #: C847
West Virginia Certification #: 233
Wisconsin Certification #: 9980939910
Wyoming UST Certification #: via A2LA 2926.01
A2LA-ISO 17025 Certification #: 1461.01
A2LA-ISO 17025 Certification #: 1461.02
AIHA-LAP/LLC EMLAP Certification #:100789

Pace Analytical Services Charlotte

9800 Kincey Ave. Ste 100, Huntersville, NC 28078
Louisiana/NELAP Certification # LA170028
North Carolina Drinking Water Certification #: 37706
North Carolina Field Services Certification #: 5342
North Carolina Wastewater Certification #: 12
South Carolina Certification #: 99006001
Florida/NELAP Certification #: E87627
Kentucky UST Certification #: 84
Virginia/VELAP Certification #: 460221

REPORT OF LABORATORY ANALYSIS

This report shall not be reproduced, except in full,
without the written consent of Pace Analytical Services, LLC.

Pace Analytical Services, LLC
9800 Kincey Ave. Suite 100
Huntersville, NC 28078
(704)875-9092

SAMPLE SUMMARY

Project: 2020-LI-2448
Pace Project No.: 92494858

Lab ID	Sample ID	Matrix	Date Collected	Date Received
92494858001	**MW-39 (7.5'-10')**	Solid	09/08/20 16:30	09/10/20 15:06

This report shall not be reproduced, except in full,
without the written consent of Pace Analytical Services, LLC.

Pace Analytical Services, LLC
9800 Kincey Ave. Suite 100
Huntersville, NC 28078
(704)875-9092

SAMPLE ANALYTE COUNT

Project: 2020-LI-2448
Pace Project No.: 92494858

Lab ID	Sample ID	Method	Analysts	Analytes Reported	Laboratory
92494858001	**MW-39 (7.5'-10')**	MADEP VPH	BMB	6	PAN
		EPA 8260D	SAS	70	PASI-C
		ASTM D2974-87	KDF	1	PASI-C
		SM 2540G	KBC	1	PAN

PAN = Pace National - Mt. Juliet
PASI-C = Pace Analytical Services - Charlotte

This report shall not be reproduced, except in full,
without the written consent of Pace Analytical Services, LLC.

Pace Analytical Services, LLC
9800 Kincey Ave. Suite 100
Huntersville, NC 28078
(704)875-9092

ANALYTICAL RESULTS

Project: 2020-LI-2448
Pace Project No.: 92494858

Sample: MW-39 (7.5'-10') **Lab ID: 92494858001** Collected: 09/08/20 16:30 Received: 09/10/20 15:06 Matrix: Solid

Results reported on a "dry weight" basis and are adjusted for percent moisture, sample size and any dilutions.

Parameters	Results	Units	Report Limit	MDL	DF	Prepared	Analyzed	CAS No.	Qual
MADEPV	Analytical Method: MADEP VPH Preparation Method: MADEPV Pace National - Mt. Juliet								
Aliphatic (C05-C08)	**<9.29**	mg/kg	9.29	3.09	1.25	09/08/20 16:30	09/16/20 08:44		
Aliphatic (C09-C12)	**3.89J**	mg/kg	9.29	3.09	1.25	09/08/20 16:30	09/16/20 08:44		J
Aromatic (C09-C10),Unadjusted	**6.08J**	mg/kg	9.29	3.09	1.25	09/08/20 16:30	09/16/20 08:44	TPHC9C10A	J
Total VPH	**9.97**	mg/kg	9.29	3.09	1.25	09/08/20 16:30	09/16/20 08:44	VPH	
Surrogates									
2,5-Dibromotoluene (FID)	86.4	%	70.0-130		1.25	09/08/20 16:30	09/16/20 08:44	615-59-8FID	
2,5-Dibromotoluene (PID)	79.6	%	70.0-130		1.25	09/08/20 16:30	09/16/20 08:44	615-59-8PID	
8260D/5035A/5030B Volatiles	Analytical Method: EPA 8260D Preparation Method: EPA 5035A/5030B Pace Analytical Services - Charlotte								
Acetone	**<192**	ug/kg	192	71.5	1	09/15/20 09:13	09/15/20 15:16	67-64-1	
Benzene	**<9.6**	ug/kg	9.6	6.8	1	09/15/20 09:13	09/15/20 15:16	71-43-2	
Bromobenzene	**<9.6**	ug/kg	9.6	6.5	1	09/15/20 09:13	09/15/20 15:16	108-86-1	
Bromochloromethane	**<9.6**	ug/kg	9.6	7.3	1	09/15/20 09:13	09/15/20 15:16	74-97-5	
Bromodichloromethane	**<9.6**	ug/kg	9.6	6.3	1	09/15/20 09:13	09/15/20 15:16	75-27-4	
Bromoform	**<9.6**	ug/kg	9.6	5.2	1	09/15/20 09:13	09/15/20 15:16	75-25-2	
Bromomethane	**<19.2**	ug/kg	19.2	15.1	1	09/15/20 09:13	09/15/20 15:16	74-83-9	
2-Butanone (MEK)	**<192**	ug/kg	192	81.3	1	09/15/20 09:13	09/15/20 15:16	78-93-3	
n-Butylbenzene	**<9.6**	ug/kg	9.6	5.2	1	09/15/20 09:13	09/15/20 15:16	104-51-8	
sec-Butylbenzene	**<9.6**	ug/kg	9.6	6.1	1	09/15/20 09:13	09/15/20 15:16	135-98-8	
tert-Butylbenzene	**<9.6**	ug/kg	9.6	5.1	1	09/15/20 09:13	09/15/20 15:16	98-06-6	
Carbon tetrachloride	**<9.6**	ug/kg	9.6	4.3	1	09/15/20 09:13	09/15/20 15:16	56-23-5	
Chlorobenzene	**<9.6**	ug/kg	9.6	6.2	1	09/15/20 09:13	09/15/20 15:16	108-90-7	
Chloroethane	**<19.2**	ug/kg	19.2	10.1	1	09/15/20 09:13	09/15/20 15:16	75-00-3	
Chloroform	**<9.6**	ug/kg	9.6	4.7	1	09/15/20 09:13	09/15/20 15:16	67-66-3	
Chloromethane	**<19.2**	ug/kg	19.2	13.5	1	09/15/20 09:13	09/15/20 15:16	74-87-3	
2-Chlorotoluene	**<9.6**	ug/kg	9.6	6.8	1	09/15/20 09:13	09/15/20 15:16	95-49-8	
4-Chlorotoluene	**<9.6**	ug/kg	9.6	6.1	1	09/15/20 09:13	09/15/20 15:16	106-43-4	
1,2-Dibromo-3-chloropropane	**<9.6**	ug/kg	9.6	8.9	1	09/15/20 09:13	09/15/20 15:16	96-12-8	
Dibromochloromethane	**<9.6**	ug/kg	9.6	5.2	1	09/15/20 09:13	09/15/20 15:16	124-48-1	
1,2-Dibromoethane (EDB)	**<9.6**	ug/kg	9.6	6.8	1	09/15/20 09:13	09/15/20 15:16	106-93-4	
Dibromomethane	**<9.6**	ug/kg	9.6	4.8	1	09/15/20 09:13	09/15/20 15:16	74-95-3	
1,2-Dichlorobenzene	**<9.6**	ug/kg	9.6	5.7	1	09/15/20 09:13	09/15/20 15:16	95-50-1	
1,3-Dichlorobenzene	**<9.6**	ug/kg	9.6	7.9	1	09/15/20 09:13	09/15/20 15:16	541-73-1	
1,4-Dichlorobenzene	**<9.6**	ug/kg	9.6	7.2	1	09/15/20 09:13	09/15/20 15:16	106-46-7	
Dichlorodifluoromethane	**<19.2**	ug/kg	19.2	3.3	1	09/15/20 09:13	09/15/20 15:16	75-71-8	v1
1,1-Dichloroethane	**<9.6**	ug/kg	9.6	4.2	1	09/15/20 09:13	09/15/20 15:16	75-34-3	
1,2-Dichloroethane	**<9.6**	ug/kg	9.6	3.9	1	09/15/20 09:13	09/15/20 15:16	107-06-2	
1,1-Dichloroethene	**<9.6**	ug/kg	9.6	3.0	1	09/15/20 09:13	09/15/20 15:16	75-35-4	
cis-1,2-Dichloroethene	**<9.6**	ug/kg	9.6	5.5	1	09/15/20 09:13	09/15/20 15:16	156-59-2	
trans-1,2-Dichloroethene	**<9.6**	ug/kg	9.6	4.2	1	09/15/20 09:13	09/15/20 15:16	156-60-5	
1,2-Dichloropropane	**<9.6**	ug/kg	9.6	6.0	1	09/15/20 09:13	09/15/20 15:16	78-87-5	
1,3-Dichloropropane	**<9.6**	ug/kg	9.6	6.6	1	09/15/20 09:13	09/15/20 15:16	142-28-9	
2,2-Dichloropropane	**<9.6**	ug/kg	9.6	5.3	1	09/15/20 09:13	09/15/20 15:16	594-20-7	

REPORT OF LABORATORY ANALYSIS

This report shall not be reproduced, except in full,
without the written consent of Pace Analytical Services, LLC.

Pace Analytical Services, LLC
9800 Kincey Ave. Suite 100
Huntersville, NC 28078
(704)875-9092

ANALYTICAL RESULTS

Project: 2020-LI-2448
Pace Project No.: 92494858

Sample: MW-39 (7.5'-10') **Lab ID: 92494858001** Collected: 09/08/20 16:30 Received: 09/10/20 15:06 Matrix: Solid

Results reported on a "dry weight" basis and are adjusted for percent moisture, sample size and any dilutions.

Parameters	Results	Units	Report Limit	MDL	DF	Prepared	Analyzed	CAS No.	Qual
8260D/5035A/5030B Volatiles	Analytical Method: EPA 8260D Preparation Method: EPA 5035A/5030B Pace Analytical Services - Charlotte								
1,1-Dichloropropene	**<9.6**	ug/kg	9.6	4.6	1	09/15/20 09:13	09/15/20 15:16	563-58-6	
cis-1,3-Dichloropropene	**<9.6**	ug/kg	9.6	6.2	1	09/15/20 09:13	09/15/20 15:16	10061-01-5	
trans-1,3-Dichloropropene	**<9.6**	ug/kg	9.6	8.1	1	09/15/20 09:13	09/15/20 15:16	10061-02-6	
Diisopropyl ether	**<9.6**	ug/kg	9.6	3.9	1	09/15/20 09:13	09/15/20 15:16	108-20-3	
Ethylbenzene	**<9.6**	ug/kg	9.6	9.0	1	09/15/20 09:13	09/15/20 15:16	100-41-4	
Hexachloro-1,3-butadiene	**<9.6**	ug/kg	9.6	9.1	1	09/15/20 09:13	09/15/20 15:16	87-68-3	
2-Hexanone	**<95.9**	ug/kg	95.9	19.0	1	09/15/20 09:13	09/15/20 15:16	591-78-6	
Isopropylbenzene (Cumene)	**<9.6**	ug/kg	9.6	6.1	1	09/15/20 09:13	09/15/20 15:16	98-82-8	
p-Isopropyltoluene	**<9.6**	ug/kg	9.6	5.3	1	09/15/20 09:13	09/15/20 15:16	99-87-6	
Methylene Chloride	**<38.3**	ug/kg	38.3	14.2	1	09/15/20 09:13	09/15/20 15:16	75-09-2	
4-Methyl-2-pentanone (MIBK)	**<95.9**	ug/kg	95.9	81.1	1	09/15/20 09:13	09/15/20 15:16	108-10-1	
Methyl-tert-butyl ether	**<9.6**	ug/kg	9.6	6.1	1	09/15/20 09:13	09/15/20 15:16	1634-04-4	
Naphthalene	**<9.6**	ug/kg	9.6	5.4	1	09/15/20 09:13	09/15/20 15:16	91-20-3	
n-Propylbenzene	**<9.6**	ug/kg	9.6	6.6	1	09/15/20 09:13	09/15/20 15:16	103-65-1	
Styrene	**<9.6**	ug/kg	9.6	4.5	1	09/15/20 09:13	09/15/20 15:16	100-42-5	
1,1,1,2-Tetrachloroethane	**<9.6**	ug/kg	9.6	6.3	1	09/15/20 09:13	09/15/20 15:16	630-20-6	
1,1,2,2-Tetrachloroethane	**<9.6**	ug/kg	9.6	8.5	1	09/15/20 09:13	09/15/20 15:16	79-34-5	
Tetrachloroethene	**<9.6**	ug/kg	9.6	4.8	1	09/15/20 09:13	09/15/20 15:16	127-18-4	
Toluene	**7.8J**	ug/kg	9.6	5.5	1	09/15/20 09:13	09/15/20 15:16	108-88-3	
1,2,3-Trichlorobenzene	**<9.6**	ug/kg	9.6	5.9	1	09/15/20 09:13	09/15/20 15:16	87-61-6	
1,2,4-Trichlorobenzene	**<9.6**	ug/kg	9.6	5.3	1	09/15/20 09:13	09/15/20 15:16	120-82-1	
1,1,1-Trichloroethane	**<9.6**	ug/kg	9.6	3.9	1	09/15/20 09:13	09/15/20 15:16	71-55-6	
1,1,2-Trichloroethane	**<9.6**	ug/kg	9.6	7.1	1	09/15/20 09:13	09/15/20 15:16	79-00-5	
Trichloroethene	**<9.6**	ug/kg	9.6	6.0	1	09/15/20 09:13	09/15/20 15:16	79-01-6	
Trichlorofluoromethane	**<9.6**	ug/kg	9.6	2.4	1	09/15/20 09:13	09/15/20 15:16	75-69-4	
1,2,3-Trichloropropane	**<9.6**	ug/kg	9.6	7.8	1	09/15/20 09:13	09/15/20 15:16	96-18-4	
1,2,4-Trimethylbenzene	**<9.6**	ug/kg	9.6	6.9	1	09/15/20 09:13	09/15/20 15:16	95-63-6	
1,3,5-Trimethylbenzene	**<9.6**	ug/kg	9.6	5.7	1	09/15/20 09:13	09/15/20 15:16	108-67-8	
Vinyl acetate	**<95.9**	ug/kg	95.9	8.3	1	09/15/20 09:13	09/15/20 15:16	108-05-4	
Vinyl chloride	**<19.2**	ug/kg	19.2	3.7	1	09/15/20 09:13	09/15/20 15:16	75-01-4	
Xylene (Total)	**<19.2**	ug/kg	19.2	5.5	1	09/15/20 09:13	09/15/20 15:16	1330-20-7	
m&p-Xylene	**<19.2**	ug/kg	19.2	14.7	1	09/15/20 09:13	09/15/20 15:16	179601-23-1	
o-Xylene	**<9.6**	ug/kg	9.6	5.5	1	09/15/20 09:13	09/15/20 15:16	95-47-6	
Surrogates									
Toluene-d8 (S)	100	%	70-130		1	09/15/20 09:13	09/15/20 15:16	2037-26-5	
4-Bromofluorobenzene (S)	99	%	70-130		1	09/15/20 09:13	09/15/20 15:16	460-00-4	
1,2-Dichloroethane-d4 (S)	107	%	70-132		1	09/15/20 09:13	09/15/20 15:16	17060-07-0	
Percent Moisture	Analytical Method: ASTM D2974-87 Pace Analytical Services - Charlotte								
Percent Moisture	**21.9**	%	0.10	0.10	1		09/14/20 17:02		

REPORT OF LABORATORY ANALYSIS

This report shall not be reproduced, except in full,
without the written consent of Pace Analytical Services, LLC.

Pace Analytical Services, LLC
9800 Kincey Ave. Suite 100
Huntersville, NC 28078
(704)875-9092

ANALYTICAL RESULTS

Project: 2020-LI-2448
Pace Project No.: 92494858

Sample: MW-39 (7.5'-10') **Lab ID: 92494858001** Collected: 09/08/20 16:30 Received: 09/10/20 15:06 Matrix: Solid

Results reported on a "dry weight" basis and are adjusted for percent moisture, sample size and any dilutions.

Parameters	Results	Units	Report Limit	MDL	DF	Prepared	Analyzed	CAS No.	Qual
Total Solids 2540 G-2011	Analytical Method: SM 2540G Preparation Method: SM 2540 G Pace National - Mt. Juliet								
Total Solids	**78.7**	%			1	09/17/20 05:33	09/17/20 05:41		

REPORT OF LABORATORY ANALYSIS

This report shall not be reproduced, except in full,
without the written consent of Pace Analytical Services, LLC.

Pace Analytical Services, LLC
9800 Kincey Ave. Suite 100
Huntersville, NC 28078
(704)875-9092

QUALITY CONTROL DATA

Project: 2020-LI-2448
Pace Project No.: 92494858

QC Batch: 1542299
QC Batch Method: MADEPV
Analysis Method: MADEP VPH
Analysis Description: MADEPV
Laboratory: Pace National - Mt. Juliet

Associated Lab Samples: 92494858001

METHOD BLANK: R3571122-3 Matrix: Solid
Associated Lab Samples: 92494858001

Parameter	Units	Blank Result	Reporting Limit	MDL	Analyzed	Qualifiers
Aliphatic (C05-C08)	mg/kg	<5.00	5.00	1.67	09/15/20 22:47	
Aliphatic (C09-C12)	mg/kg	<5.00	5.00	1.67	09/15/20 22:47	
Aromatic (C09-C10),Unadjusted	mg/kg	<5.00	5.00	1.67	09/15/20 22:47	
Total VPH	mg/kg	<5.00	5.00	1.67	09/15/20 22:47	
2,5-Dibromotoluene (FID)	%	86.2	70.0-130		09/15/20 22:47	
2,5-Dibromotoluene (PID)	%	77.6	70.0-130		09/15/20 22:47	

LABORATORY CONTROL SAMPLE & LCSD: R3571122-1 R3571122-2

Parameter	Units	Spike Conc.	LCS Result	LCSD Result	LCS % Rec	LCSD % Rec	% Rec Limits	RPD	Max RPD	Qualifiers
Aliphatic (C05-C08)	mg/kg	60.0	58.8	60.0	98.0	100	70.0-130	2.02	25	
Aliphatic (C09-C12)	mg/kg	70.0	66.8	68.8	95.4	98.3	70.0-130	2.95	25	
Aromatic (C09-C10),Unadjusted	mg/kg	10.0	8.32	8.71	83.2	87.1	70.0-130	4.58	25	
Total VPH	mg/kg	140	134	138	95.7	98.6	70.0-130	2.94	25	
2,5-Dibromotoluene (FID)	%				89.7	91.6	70.0-130			
2,5-Dibromotoluene (PID)	%				81.5	83.9	70.0-130			

MATRIX SPIKE & MATRIX SPIKE DUPLICATE: R3571122-4 R3571122-5

Parameter	Units	L1258989-03 Result	MS Spike Conc.	MSD Spike Conc.	MS Result	MSD Result	MS % Rec	MSD % Rec	% Rec Limits	RPD	Max RPD	Qual
Aliphatic (C05-C08)	mg/kg	69.2	68.5	68.5	82.4	93.3	19.2	35.1	70.0-130	12.4	25	ML
Aliphatic (C09-C12)	mg/kg	131	80.0	80.0	179	201	59.7	87.4	70.0-130	11.7	25	ML
Aromatic (C09-C10),Unadjusted	mg/kg	87.0	11.4	11.4	96.7	101	85.1	122	70.0-130	4.31	25	
Total VPH	mg/kg	288	160	160	358	396	43.7	67.2	70.0-130	9.95	25	ML
2,5-Dibromotoluene (FID)	%						107	79.0	70.0-130			
2,5-Dibromotoluene (PID)	%						75.3	72.4	70.0-130			

Results presented on this page are in the units indicated by the "Units" column except where an alternate unit is presented to the right of the result.

REPORT OF LABORATORY ANALYSIS

This report shall not be reproduced, except in full,
without the written consent of Pace Analytical Services, LLC.

Pace Analytical Services, LLC
9800 Kincey Ave. Suite 100
Huntersville, NC 28078
(704)875-9092

QUALITY CONTROL DATA

Project: 2020-LI-2448
Pace Project No.: 92494858

QC Batch: 566383
QC Batch Method: EPA 5035A/5030B
Analysis Method: EPA 8260D
Analysis Description: 8260D 5035A 5030B
Laboratory: Pace Analytical Services - Charlotte

Associated Lab Samples: 92494858001

METHOD BLANK: 3001624 Matrix: Solid
Associated Lab Samples: 92494858001

Parameter	Units	Blank Result	Reporting Limit	MDL	Analyzed	Qualifiers
1,1,1,2-Tetrachloroethane	ug/kg	<5.0	5.0	3.3	09/15/20 10:19	
1,1,1-Trichloroethane	ug/kg	<5.0	5.0	2.0	09/15/20 10:19	
1,1,2,2-Tetrachloroethane	ug/kg	<5.0	5.0	4.4	09/15/20 10:19	
1,1,2-Trichloroethane	ug/kg	<5.0	5.0	3.7	09/15/20 10:19	
1,1-Dichloroethane	ug/kg	<5.0	5.0	2.2	09/15/20 10:19	
1,1-Dichloroethene	ug/kg	<5.0	5.0	1.6	09/15/20 10:19	
1,1-Dichloropropene	ug/kg	<5.0	5.0	2.4	09/15/20 10:19	
1,2,3-Trichlorobenzene	ug/kg	<5.0	5.0	3.1	09/15/20 10:19	
1,2,3-Trichloropropane	ug/kg	<5.0	5.0	4.1	09/15/20 10:19	
1,2,4-Trichlorobenzene	ug/kg	<5.0	5.0	2.8	09/15/20 10:19	
1,2,4-Trimethylbenzene	ug/kg	<5.0	5.0	3.6	09/15/20 10:19	
1,2-Dibromo-3-chloropropane	ug/kg	<5.0	5.0	4.6	09/15/20 10:19	
1,2-Dibromoethane (EDB)	ug/kg	<5.0	5.0	3.5	09/15/20 10:19	
1,2-Dichlorobenzene	ug/kg	<5.0	5.0	3.0	09/15/20 10:19	
1,2-Dichloroethane	ug/kg	<5.0	5.0	2.0	09/15/20 10:19	
1,2-Dichloropropane	ug/kg	<5.0	5.0	3.1	09/15/20 10:19	
1,3,5-Trimethylbenzene	ug/kg	<5.0	5.0	3.0	09/15/20 10:19	
1,3-Dichlorobenzene	ug/kg	<5.0	5.0	4.1	09/15/20 10:19	
1,3-Dichloropropane	ug/kg	<5.0	5.0	3.5	09/15/20 10:19	
1,4-Dichlorobenzene	ug/kg	<5.0	5.0	3.8	09/15/20 10:19	
2,2-Dichloropropane	ug/kg	<5.0	5.0	2.8	09/15/20 10:19	
2-Butanone (MEK)	ug/kg	<100	100	42.4	09/15/20 10:19	
2-Chlorotoluene	ug/kg	<5.0	5.0	3.6	09/15/20 10:19	
2-Hexanone	ug/kg	<50.0	50.0	9.9	09/15/20 10:19	
4-Chlorotoluene	ug/kg	<5.0	5.0	3.2	09/15/20 10:19	
4-Methyl-2-pentanone (MIBK)	ug/kg	<50.0	50.0	42.3	09/15/20 10:19	
Acetone	ug/kg	<100	100	37.3	09/15/20 10:19	
Benzene	ug/kg	<5.0	5.0	3.5	09/15/20 10:19	
Bromobenzene	ug/kg	<5.0	5.0	3.4	09/15/20 10:19	
Bromochloromethane	ug/kg	<5.0	5.0	3.8	09/15/20 10:19	
Bromodichloromethane	ug/kg	<5.0	5.0	3.3	09/15/20 10:19	
Bromoform	ug/kg	<5.0	5.0	2.7	09/15/20 10:19	
Bromomethane	ug/kg	<10.0	10.0	7.9	09/15/20 10:19	
Carbon tetrachloride	ug/kg	<5.0	5.0	2.2	09/15/20 10:19	
Chlorobenzene	ug/kg	<5.0	5.0	3.2	09/15/20 10:19	
Chloroethane	ug/kg	<10.0	10.0	5.3	09/15/20 10:19	
Chloroform	ug/kg	<5.0	5.0	2.5	09/15/20 10:19	
Chloromethane	ug/kg	<10.0	10.0	7.0	09/15/20 10:19	
cis-1,2-Dichloroethene	ug/kg	<5.0	5.0	2.9	09/15/20 10:19	
cis-1,3-Dichloropropene	ug/kg	<5.0	5.0	3.2	09/15/20 10:19	

Results presented on this page are in the units indicated by the "Units" column except where an alternate unit is presented to the right of the result.

REPORT OF LABORATORY ANALYSIS

This report shall not be reproduced, except in full,
without the written consent of Pace Analytical Services, LLC.

Pace Analytical Services, LLC
9800 Kincey Ave. Suite 100
Huntersville, NC 28078
(704)875-9092

QUALITY CONTROL DATA

Project: 2020-LI-2448
Pace Project No.: 92494858

METHOD BLANK: 3001624 Matrix: Solid
Associated Lab Samples: 92494858001

Parameter	Units	Blank Result	Reporting Limit	MDL	Analyzed	Qualifiers
Dibromochloromethane	ug/kg	<5.0	5.0	2.7	09/15/20 10:19	
Dibromomethane	ug/kg	<5.0	5.0	2.5	09/15/20 10:19	
Dichlorodifluoromethane	ug/kg	<10.0	10.0	1.7	09/15/20 10:19	v1
Diisopropyl ether	ug/kg	<5.0	5.0	2.0	09/15/20 10:19	
Ethylbenzene	ug/kg	<5.0	5.0	4.7	09/15/20 10:19	
Hexachloro-1,3-butadiene	ug/kg	<5.0	5.0	4.7	09/15/20 10:19	
Isopropylbenzene (Cumene)	ug/kg	<5.0	5.0	3.2	09/15/20 10:19	
m&p-Xylene	ug/kg	<10.0	10.0	7.7	09/15/20 10:19	
Methyl-tert-butyl ether	ug/kg	<5.0	5.0	3.2	09/15/20 10:19	
Methylene Chloride	ug/kg	<20.0	20.0	7.4	09/15/20 10:19	
n-Butylbenzene	ug/kg	<5.0	5.0	2.7	09/15/20 10:19	
n-Propylbenzene	ug/kg	<5.0	5.0	3.4	09/15/20 10:19	
Naphthalene	ug/kg	<5.0	5.0	2.8	09/15/20 10:19	
o-Xylene	ug/kg	<5.0	5.0	2.8	09/15/20 10:19	
p-Isopropyltoluene	ug/kg	<5.0	5.0	2.8	09/15/20 10:19	
sec-Butylbenzene	ug/kg	<5.0	5.0	3.2	09/15/20 10:19	
Styrene	ug/kg	<5.0	5.0	2.4	09/15/20 10:19	
tert-Butylbenzene	ug/kg	<5.0	5.0	2.7	09/15/20 10:19	
Tetrachloroethene	ug/kg	<5.0	5.0	2.5	09/15/20 10:19	
Toluene	ug/kg	<5.0	5.0	2.9	09/15/20 10:19	
trans-1,2-Dichloroethene	ug/kg	<5.0	5.0	2.2	09/15/20 10:19	
trans-1,3-Dichloropropene	ug/kg	<5.0	5.0	4.2	09/15/20 10:19	
Trichloroethene	ug/kg	<5.0	5.0	3.1	09/15/20 10:19	
Trichlorofluoromethane	ug/kg	<5.0	5.0	1.2	09/15/20 10:19	
Vinyl acetate	ug/kg	<50.0	50.0	4.3	09/15/20 10:19	
Vinyl chloride	ug/kg	<10.0	10.0	1.9	09/15/20 10:19	
Xylene (Total)	ug/kg	<10.0	10.0	2.8	09/15/20 10:19	
1,2-Dichloroethane-d4 (S)	%	103	70-132		09/15/20 10:19	
4-Bromofluorobenzene (S)	%	96	70-130		09/15/20 10:19	
Toluene-d8 (S)	%	97	70-130		09/15/20 10:19	

LABORATORY CONTROL SAMPLE: 3001625

Parameter	Units	Spike Conc.	LCS Result	LCS % Rec	% Rec Limits	Qualifiers
1,1,1,2-Tetrachloroethane	ug/kg	1250	1110	89	70-130	
1,1,1-Trichloroethane	ug/kg	1250	999	80	70-130	
1,1,2,2-Tetrachloroethane	ug/kg	1250	1050	84	55-130	
1,1,2-Trichloroethane	ug/kg	1250	1050	84	70-130	
1,1-Dichloroethane	ug/kg	1250	1030	82	68-130	
1,1-Dichloroethene	ug/kg	1250	1030	82	70-130	
1,1-Dichloropropene	ug/kg	1250	981	79	70-130	
1,2,3-Trichlorobenzene	ug/kg	1250	1130	90	70-130	
1,2,3-Trichloropropane	ug/kg	1250	1070	86	70-130	
1,2,4-Trichlorobenzene	ug/kg	1250	1120	90	70-130	

Results presented on this page are in the units indicated by the "Units" column except where an alternate unit is presented to the right of the result.

REPORT OF LABORATORY ANALYSIS

This report shall not be reproduced, except in full,
without the written consent of Pace Analytical Services, LLC.

Pace Analytical Services, LLC
9800 Kincey Ave. Suite 100
Huntersville, NC 28078
(704)875-9092

QUALITY CONTROL DATA

Project: 2020-LI-2448
Pace Project No.: 92494858

LABORATORY CONTROL SAMPLE: 3001625

Parameter	Units	Spike Conc.	LCS Result	LCS % Rec	% Rec Limits	Qualifiers
1,2,4-Trimethylbenzene	ug/kg	1250	1050	84	69-130	
1,2-Dibromo-3-chloropropane	ug/kg	1250	1220	97	57-141	
1,2-Dibromoethane (EDB)	ug/kg	1250	1110	89	70-130	
1,2-Dichlorobenzene	ug/kg	1250	1140	91	70-130	
1,2-Dichloroethane	ug/kg	1250	1010	81	70-130	
1,2-Dichloropropane	ug/kg	1250	1080	86	70-130	
1,3,5-Trimethylbenzene	ug/kg	1250	1110	89	70-130	
1,3-Dichlorobenzene	ug/kg	1250	1110	89	70-130	
1,3-Dichloropropane	ug/kg	1250	1080	86	70-130	
1,4-Dichlorobenzene	ug/kg	1250	1080	86	70-130	
2,2-Dichloropropane	ug/kg	1250	1020	82	70-130	
2-Butanone (MEK)	ug/kg	2500	2000	80	60-130	
2-Chlorotoluene	ug/kg	1250	1120	90	70-130	
2-Hexanone	ug/kg	2500	2240	89	70-132	
4-Chlorotoluene	ug/kg	1250	1080	86	70-130	
4-Methyl-2-pentanone (MIBK)	ug/kg	2500	2130	85	69-130	
Acetone	ug/kg	2500	2010	80	49-148	
Benzene	ug/kg	1250	1020	82	70-130	
Bromobenzene	ug/kg	1250	1120	90	70-130	
Bromochloromethane	ug/kg	1250	1090	87	70-130	
Bromodichloromethane	ug/kg	1250	1000	80	70-130	
Bromoform	ug/kg	1250	1150	92	68-136	
Bromomethane	ug/kg	1250	957	77	60-140	
Carbon tetrachloride	ug/kg	1250	1070	86	70-130	
Chlorobenzene	ug/kg	1250	1060	85	70-130	
Chloroethane	ug/kg	1250	956	76	51-147	
Chloroform	ug/kg	1250	989	79	70-130	
Chloromethane	ug/kg	1250	1030	82	48-130	
cis-1,2-Dichloroethene	ug/kg	1250	976	78	70-130	
cis-1,3-Dichloropropene	ug/kg	1250	1110	89	70-130	
Dibromochloromethane	ug/kg	1250	1180	95	70-130	
Dibromomethane	ug/kg	1250	1100	88	70-130	
Dichlorodifluoromethane	ug/kg	1250	1480	118	49-130	v1
Diisopropyl ether	ug/kg	1250	1020	81	66-130	
Ethylbenzene	ug/kg	1250	1000	80	70-130	
Hexachloro-1,3-butadiene	ug/kg	1250	1140	91	70-130	
Isopropylbenzene (Cumene)	ug/kg	1250	1070	86	70-130	
m&p-Xylene	ug/kg	2500	2080	83	70-130	
Methyl-tert-butyl ether	ug/kg	1250	983	79	70-130	
Methylene Chloride	ug/kg	1250	990	79	50-137	
n-Butylbenzene	ug/kg	1250	1110	89	70-130	
n-Propylbenzene	ug/kg	1250	1090	87	70-130	
Naphthalene	ug/kg	1250	1120	90	70-131	
o-Xylene	ug/kg	1250	1030	83	70-130	
p-Isopropyltoluene	ug/kg	1250	1090	87	70-130	
sec-Butylbenzene	ug/kg	1250	1080	86	70-130	
Styrene	ug/kg	1250	1100	88	70-130	

Results presented on this page are in the units indicated by the "Units" column except where an alternate unit is presented to the right of the result.

REPORT OF LABORATORY ANALYSIS

This report shall not be reproduced, except in full,
without the written consent of Pace Analytical Services, LLC.

Pace Analytical Services, LLC
9800 Kincey Ave. Suite 100
Huntersville, NC 28078
(704)875-9092

QUALITY CONTROL DATA

Project: 2020-LI-2448
Pace Project No.: 92494858

LABORATORY CONTROL SAMPLE: 3001625

Parameter	Units	Spike Conc.	LCS Result	LCS % Rec	% Rec Limits	Qualifiers
tert-Butylbenzene	ug/kg	1250	1090	87	69-130	
Tetrachloroethene	ug/kg	1250	1100	88	56-130	
Toluene	ug/kg	1250	978	78	70-130	
trans-1,2-Dichloroethene	ug/kg	1250	1000	80	70-130	
trans-1,3-Dichloropropene	ug/kg	1250	1070	86	70-130	
Trichloroethene	ug/kg	1250	1040	84	70-141	
Trichlorofluoromethane	ug/kg	1250	1020	82	67-130	
Vinyl acetate	ug/kg	2500	2040	82	10-136	
Vinyl chloride	ug/kg	1250	1010	80	67-130	
Xylene (Total)	ug/kg	3750	3120	83	70-130	
1,2-Dichloroethane-d4 (S)	%			96	70-132	
4-Bromofluorobenzene (S)	%			96	70-130	
Toluene-d8 (S)	%			99	70-130	

MATRIX SPIKE SAMPLE: 3001627

Parameter	Units	92494756002 Result	Spike Conc.	MS Result	MS % Rec	% Rec Limits	Qualifiers
1,1,1,2-Tetrachloroethane	ug/kg	ND	595	501	84	52-133	H3
1,1,1-Trichloroethane	ug/kg	ND	595	476	80	49-137	H3
1,1,2,2-Tetrachloroethane	ug/kg	ND	595	473	80	39-150	H3
1,1,2-Trichloroethane	ug/kg	ND	595	511	86	48-140	H3
1,1-Dichloroethane	ug/kg	ND	595	464	78	46-135	H3
1,1-Dichloroethene	ug/kg	ND	595	233	39	38-149	H3
1,1-Dichloropropene	ug/kg	ND	595	507	85	41-140	H3
1,2,3-Trichlorobenzene	ug/kg	ND	595	357	60	10-158	H3
1,2,3-Trichloropropane	ug/kg	ND	595	478	80	33-157	H3
1,2,4-Trichlorobenzene	ug/kg	ND	595	500	84	10-155	H3
1,2,4-Trimethylbenzene	ug/kg	154	595	706	93	24-154	H3
1,2-Dibromo-3-chloropropane	ug/kg	ND	595	352	59	33-158	H3
1,2-Dibromoethane (EDB)	ug/kg	ND	595	486	82	40-136	H3
1,2-Dichlorobenzene	ug/kg	ND	595	550	92	27-146	H3
1,2-Dichloroethane	ug/kg	ND	595	517	87	49-140	H3
1,2-Dichloropropane	ug/kg	ND	595	529	89	44-143	H3
1,3,5-Trimethylbenzene	ug/kg	46.4	595	596	92	40-144	H3
1,3-Dichlorobenzene	ug/kg	ND	595	537	90	33-140	H3
1,3-Dichloropropane	ug/kg	ND	595	498	84	47-147	H3
1,4-Dichlorobenzene	ug/kg	ND	595	541	91	35-139	H3
2,2-Dichloropropane	ug/kg	ND	595	455	77	41-140	H3
2-Butanone (MEK)	ug/kg	ND	1190	417	35	10-181	H3
2-Chlorotoluene	ug/kg	ND	595	553	93	38-147	H3
2-Hexanone	ug/kg	ND	1190	520	44	18-169	H3
4-Chlorotoluene	ug/kg	ND	595	550	92	36-145	H3
4-Methyl-2-pentanone (MIBK)	ug/kg	ND	1190	554	47	16-175	H3
Acetone	ug/kg	ND	1190	475	40	10-200	H3
Benzene	ug/kg	ND	595	503	85	46-136	H3

Results presented on this page are in the units indicated by the "Units" column except where an alternate unit is presented to the right of the result.

REPORT OF LABORATORY ANALYSIS

This report shall not be reproduced, except in full,
without the written consent of Pace Analytical Services, LLC.

Pace Analytical Services, LLC
9800 Kincey Ave. Suite 100
Huntersville, NC 28078
(704)875-9092

QUALITY CONTROL DATA

Project: 2020-LI-2448
Pace Project No.: 92494858

MATRIX SPIKE SAMPLE: 3001627

Parameter	Units	92494756002 Result	Spike Conc.	MS Result	MS % Rec	% Rec Limits	Qualifiers
Bromobenzene	ug/kg	ND	595	518	87	38-149	H3
Bromochloromethane	ug/kg	ND	595	526	88	44-142	H3
Bromodichloromethane	ug/kg	ND	595	435	73	41-140	H3
Bromoform	ug/kg	ND	595	444	75	34-145	H3
Bromomethane	ug/kg	ND	595	486	81	14-162	H3
Carbon tetrachloride	ug/kg	ND	595	499	84	44-141	H3
Chlorobenzene	ug/kg	ND	595	515	87	39-141	H3
Chloroethane	ug/kg	ND	595	111	19	10-182	H3
Chloroform	ug/kg	ND	595	481	81	45-140	H3
Chloromethane	ug/kg	ND	595	548	92	19-149	H3
cis-1,2-Dichloroethene	ug/kg	ND	595	450	76	38-150	H3
cis-1,3-Dichloropropene	ug/kg	ND	595	498	84	30-144	H3
Dibromochloromethane	ug/kg	ND	595	472	79	36-145	H3
Dibromomethane	ug/kg	ND	595	485	81	41-145	H3
Dichlorodifluoromethane	ug/kg	ND	595	804	135	16-146	H3,v1
Diisopropyl ether	ug/kg	ND	595	472	79	41-143	H3
Ethylbenzene	ug/kg	19.0	595	520	84	35-144	H3
Hexachloro-1,3-butadiene	ug/kg	ND	595	602	101	10-160	H3
Isopropylbenzene (Cumene)	ug/kg	ND	595	556	93	30-152	H3
m&p-Xylene	ug/kg	153	1190	1170	86	33-145	H3
Methyl-tert-butyl ether	ug/kg	ND	595	459	77	49-140	H3
Methylene Chloride	ug/kg	ND	595	499	84	10-174	H3
n-Butylbenzene	ug/kg	ND	595	585	98	10-160	H3
n-Propylbenzene	ug/kg	ND	595	576	97	24-159	H3
Naphthalene	ug/kg	19.8	595	313	49	10-171	H3
o-Xylene	ug/kg	65.8	595	583	87	31-150	H3
p-Isopropyltoluene	ug/kg	ND	595	565	95	21-154	H3
sec-Butylbenzene	ug/kg	ND	595	563	95	19-159	H3
Styrene	ug/kg	ND	595	527	89	15-152	H3
tert-Butylbenzene	ug/kg	ND	595	572	96	31-141	H3
Tetrachloroethene	ug/kg	ND	595	547	92	19-141	H3
Toluene	ug/kg	ND	595	504	84	31-146	H3
trans-1,2-Dichloroethene	ug/kg	ND	595	482	81	28-157	H3
trans-1,3-Dichloropropene	ug/kg	ND	595	474	80	25-146	H3
Trichloroethene	ug/kg	ND	595	529	89	34-149	H3
Trichlorofluoromethane	ug/kg	ND	595	103	17	10-167	H3
Vinyl acetate	ug/kg	ND	1190	865	73	10-200	H3
Vinyl chloride	ug/kg	ND	595	561	94	36-155	H3
Xylene (Total)	ug/kg	219	1780	1760	86	29-148	
1,2-Dichloroethane-d4 (S)	%				114	70-132	
4-Bromofluorobenzene (S)	%				98	70-130	
Toluene-d8 (S)	%				100	70-130	

Results presented on this page are in the units indicated by the "Units" column except where an alternate unit is presented to the right of the result.

REPORT OF LABORATORY ANALYSIS

This report shall not be reproduced, except in full,
without the written consent of Pace Analytical Services, LLC.

Pace Analytical Services, LLC
9800 Kincey Ave. Suite 100
Huntersville, NC 28078
(704)875-9092

QUALITY CONTROL DATA

Project: 2020-LI-2448
Pace Project No.: 92494858

SAMPLE DUPLICATE: 3001626

Parameter	Units	92494756001 Result	Dup Result	RPD	Max RPD	Qualifiers
1,1,1,2-Tetrachloroethane	ug/kg	ND	<11.7		30	H3
1,1,1-Trichloroethane	ug/kg	ND	<11.7		30	H3
1,1,2,2-Tetrachloroethane	ug/kg	ND	<11.7		30	H3
1,1,2-Trichloroethane	ug/kg	ND	<11.7		30	H3
1,1-Dichloroethane	ug/kg	ND	<11.7		30	H3
1,1-Dichloroethene	ug/kg	ND	<11.7		30	H3
1,1-Dichloropropene	ug/kg	ND	<11.7		30	H3
1,2,3-Trichlorobenzene	ug/kg	ND	<11.7		30	H3
1,2,3-Trichloropropane	ug/kg	ND	<11.7		30	H3
1,2,4-Trichlorobenzene	ug/kg	ND	<11.7		30	H3
1,2,4-Trimethylbenzene	ug/kg	ND	<11.7		30	H3
1,2-Dibromo-3-chloropropane	ug/kg	ND	<11.7		30	H3
1,2-Dibromoethane (EDB)	ug/kg	ND	<11.7		30	H3
1,2-Dichlorobenzene	ug/kg	ND	<11.7		30	H3
1,2-Dichloroethane	ug/kg	ND	<11.7		30	H3
1,2-Dichloropropane	ug/kg	ND	<11.7		30	H3
1,3,5-Trimethylbenzene	ug/kg	ND	<11.7		30	H3
1,3-Dichlorobenzene	ug/kg	ND	<11.7		30	H3
1,3-Dichloropropane	ug/kg	ND	<11.7		30	H3
1,4-Dichlorobenzene	ug/kg	ND	<11.7		30	H3
2,2-Dichloropropane	ug/kg	ND	<11.7		30	H3
2-Butanone (MEK)	ug/kg	ND	147J		30	H3
2-Chlorotoluene	ug/kg	ND	<11.7		30	H3
2-Hexanone	ug/kg	ND	<117		30	H3
4-Chlorotoluene	ug/kg	ND	<11.7		30	H3
4-Methyl-2-pentanone (MIBK)	ug/kg	ND	<117		30	H3
Acetone	ug/kg	ND	<234		30	H3
Benzene	ug/kg	ND	<11.7		30	H3
Bromobenzene	ug/kg	ND	<11.7		30	H3
Bromochloromethane	ug/kg	ND	<11.7		30	H3
Bromodichloromethane	ug/kg	ND	<11.7		30	H3
Bromoform	ug/kg	ND	<11.7		30	H3
Bromomethane	ug/kg	ND	<23.4		30	H3
Carbon tetrachloride	ug/kg	ND	<11.7		30	H3
Chlorobenzene	ug/kg	ND	<11.7		30	H3
Chloroethane	ug/kg	ND	<23.4		30	H3
Chloroform	ug/kg	ND	<11.7		30	H3
Chloromethane	ug/kg	ND	<23.4		30	H3
cis-1,2-Dichloroethene	ug/kg	ND	<11.7		30	H3
cis-1,3-Dichloropropene	ug/kg	ND	<11.7		30	H3
Dibromochloromethane	ug/kg	ND	<11.7		30	H3
Dibromomethane	ug/kg	ND	<11.7		30	H3
Dichlorodifluoromethane	ug/kg	ND	<23.4		30	H3,v1
Diisopropyl ether	ug/kg	ND	<11.7		30	H3
Ethylbenzene	ug/kg	ND	<11.7		30	H3
Hexachloro-1,3-butadiene	ug/kg	ND	<11.7		30	H3
Isopropylbenzene (Cumene)	ug/kg	ND	<11.7		30	H3

Results presented on this page are in the units indicated by the "Units" column except where an alternate unit is presented to the right of the result.

REPORT OF LABORATORY ANALYSIS

This report shall not be reproduced, except in full,
without the written consent of Pace Analytical Services, LLC.

Pace Analytical Services, LLC
9800 Kincey Ave. Suite 100
Huntersville, NC 28078
(704)875-9092

QUALITY CONTROL DATA

Project: 2020-LI-2448
Pace Project No.: 92494858

SAMPLE DUPLICATE: 3001626

Parameter	Units	92494756001 Result	Dup Result	RPD	Max RPD	Qualifiers
m&p-Xylene	ug/kg	ND	<23.4		30	H3
Methyl-tert-butyl ether	ug/kg	ND	<11.7		30	H3
Methylene Chloride	ug/kg	ND	<46.8		30	H3
n-Butylbenzene	ug/kg	ND	<11.7		30	H3
n-Propylbenzene	ug/kg	ND	<11.7		30	H3
Naphthalene	ug/kg	ND	<11.7		30	H3
o-Xylene	ug/kg	ND	<11.7		30	H3
p-Isopropyltoluene	ug/kg	ND	<11.7		30	H3
sec-Butylbenzene	ug/kg	ND	<11.7		30	H3
Styrene	ug/kg	ND	<11.7		30	H3
tert-Butylbenzene	ug/kg	ND	<11.7		30	H3
Tetrachloroethene	ug/kg	ND	<11.7		30	H3
Toluene	ug/kg	19.8	19.2	3	30	H3
trans-1,2-Dichloroethene	ug/kg	ND	<11.7		30	H3
trans-1,3-Dichloropropene	ug/kg	ND	<11.7		30	H3
Trichloroethene	ug/kg	14.9	15.1	1	30	H3
Trichlorofluoromethane	ug/kg	ND	<11.7		30	H3
Vinyl acetate	ug/kg	ND	<117		30	H3
Vinyl chloride	ug/kg	ND	<23.4		30	H3
Xylene (Total)	ug/kg	ND	<23.4		30	
1,2-Dichloroethane-d4 (S)	%	104	104			
4-Bromofluorobenzene (S)	%	100	100			
Toluene-d8 (S)	%	100	98			

Results presented on this page are in the units indicated by the "Units" column except where an alternate unit is presented to the right of the result.

REPORT OF LABORATORY ANALYSIS

This report shall not be reproduced, except in full,
without the written consent of Pace Analytical Services, LLC.

Pace Analytical Services, LLC
9800 Kincey Ave. Suite 100
Huntersville, NC 28078
(704)875-9092

QUALITY CONTROL DATA

Project: 2020-LI-2448
Pace Project No.: 92494858

QC Batch: 566275
QC Batch Method: ASTM D2974-87
Analysis Method: ASTM D2974-87
Analysis Description: Dry Weight/Percent Moisture
Laboratory: Pace Analytical Services - Charlotte

Associated Lab Samples: 92494858001

SAMPLE DUPLICATE: 3001350

Parameter	Units	92494858001 Result	Dup Result	RPD	Max RPD	Qualifiers
Percent Moisture	%	21.9	22.2	1	25	

Results presented on this page are in the units indicated by the "Units" column except where an alternate unit is presented to the right of the result.

REPORT OF LABORATORY ANALYSIS

This report shall not be reproduced, except in full,
without the written consent of Pace Analytical Services, LLC.

Pace Analytical Services, LLC
9800 Kincey Ave. Suite 100
Huntersville, NC 28078
(704)875-9092

QUALITY CONTROL DATA

Project: 2020-LI-2448
Pace Project No.: 92494858

QC Batch: 1543903
QC Batch Method: SM 2540 G
Analysis Method: SM 2540G
Analysis Description: Total Solids 2540 G-2011
Laboratory: Pace National - Mt. Juliet

Associated Lab Samples: 92494858001

METHOD BLANK: R3571576-1 Matrix: Solid
Associated Lab Samples: 92494858001

Parameter	Units	Blank Result	Reporting Limit	MDL	Analyzed	Qualifiers
Total Solids	%	ND			09/17/20 05:41	

LABORATORY CONTROL SAMPLE: R3571576-2

Parameter	Units	Spike Conc.	LCS Result	LCS % Rec	% Rec Limits	Qualifiers
Total Solids	%	50.0	50.0	100	85.0-115	

SAMPLE DUPLICATE: R3571576-3

Parameter	Units	L1260702-02 Result	Dup Result	RPD	Max RPD	Qualifiers
Total Solids	%	70.8	70.7	0.0980	10	

Results presented on this page are in the units indicated by the "Units" column except where an alternate unit is presented to the right of the result.

REPORT OF LABORATORY ANALYSIS

This report shall not be reproduced, except in full,
without the written consent of Pace Analytical Services, LLC.

Pace Analytical Services, LLC
9800 Kincey Ave. Suite 100
Huntersville, NC 28078
(704)875-9092

QUALIFIERS

Project: 2020-LI-2448
Pace Project No.: 92494858

DEFINITIONS

DF - Dilution Factor, if reported, represents the factor applied to the reported data due to dilution of the sample aliquot.

ND - Not Detected at or above adjusted reporting limit.

TNTC - Too Numerous To Count

J - Estimated concentration above the adjusted method detection limit and below the adjusted reporting limit.

MDL - Adjusted Method Detection Limit.

PQL - Practical Quantitation Limit.

RL - Reporting Limit - The lowest concentration value that meets project requirements for quantitative data with known precision and bias for a specific analyte in a specific matrix.

S - Surrogate

1,2-Diphenylhydrazine decomposes to and cannot be separated from Azobenzene using Method 8270. The result for each analyte is a combined concentration.

Consistent with EPA guidelines, unrounded data are displayed and have been used to calculate % recovery and RPD values.

LCS(D) - Laboratory Control Sample (Duplicate)

MS(D) - Matrix Spike (Duplicate)

DUP - Sample Duplicate

RPD - Relative Percent Difference

NC - Not Calculable.

SG - Silica Gel - Clean-Up

U - Indicates the compound was analyzed for, but not detected.

Acid preservation may not be appropriate for 2 Chloroethylvinyl ether.

A separate vial preserved to a pH of 4-5 is recommended in SW846 Chapter 4 for the analysis of Acrolein and Acrylonitrile by EPA Method 8260.

N-Nitrosodiphenylamine decomposes and cannot be separated from Diphenylamine using Method 8270. The result reported for each analyte is a combined concentration.

Pace Analytical is TNI accredited. Contact your Pace PM for the current list of accredited analytes.

TNI - The NELAC Institute.

ANALYTE QUALIFIERS

H3	Sample was received or analysis requested beyond the recognized method holding time.
J	Analyte detected below the reporting limit, therefore result is an estimate. This qualifier is also used for all TICs.
ML	Matrix spike recovery and/or matrix spike duplicate recovery was below laboratory control limits. Result may be biased low.
v1	The continuing calibration verification was above the method acceptance limit. Any detection for the analyte in the associated samples may have a high bias.

This report shall not be reproduced, except in full,
without the written consent of Pace Analytical Services, LLC.

Pace Analytical Services, LLC
9800 Kincey Ave. Suite 100
Huntersville, NC 28078
(704)875-9092

QUALITY CONTROL DATA CROSS REFERENCE TABLE

Project: 2020-LI-2448
Pace Project No.: 92494858

Lab ID	Sample ID	QC Batch Method	QC Batch	Analytical Method	Analytical Batch
92494858001	**MW-39 (7.5'-10')**	MADEPV	1542299	MADEP VPH	1542299
92494858001	**MW-39 (7.5'-10')**	EPA 5035A/5030B	566383	EPA 8260D	566395
92494858001	**MW-39 (7.5'-10')**	ASTM D2974-87	566275		
92494858001	**MW-39 (7.5'-10')**	SM 2540 G	1543903	SM 2540G	1543903

This report shall not be reproduced, except in full,
without the written consent of Pace Analytical Services, LLC.

CHAIN-OF-CUSTODY Analytical Request Document

Pace Analytical

Chain-of-Custody is a LEGAL DOCUMENT - Complete all relevent fields

LAB USE ONLY

WO# : 92494858

92494858

Company: Apex Companies	Billing Information:
Address: 5900 North Woods Business Pkwy	
Report To: Andrew Street	Email To: Andrew Street / Emily Little
Copy To:	Site Collection Info/Address: CPC Huntersville
Customer Project Name/Number: 2020-LI-2448	State: / County/City: Time Zone Collected: [ ] PT [ ] MT [ ] CT [✓] ET
Phone: Email:	Site/Facility ID #: Compliance Monitoring? [ ] Yes [ ] No
Collected By (print): Kyle Zoyler	Purchase Order #: Quote #: DW PWS ID #: DW Location Code:
Collected By (signature):	Turnaround Date Required: Immediately Packed on Ice: [✓] Yes [ ] No
Sample Disposal: [✓] Dispose as appropriate [ ] Return [ ] Archive: [ ] Hold:	Rush: [ ] Same Day [ ] Next Day [ ] 2 Day [ ] 3 Day [ ] 4 Day [ ] 5 Day (Expedite Charges Apply)
	Field Filtered (if applicable): [ ] Yes [ ] No Analysis:

Container Pres

** Preservative Types: (1) nitric acid, (2) sulfuric acid, (3) hydrochloric acid, (4) sodium hydroxide, (5) zinc acetate, (6) methanol, (7) sodium bisulfate, (8) sodium thiosulfate, (9) hexane, (A) ascorbic acid, (B) ammonium sulfate, (C) ammonium hydroxide, (D) TSP, (U) Unpreserved, (O) Other

Analyses

* Matrix Codes (Insert in Matrix box below): Drinking Water (DW), Ground Water (GW), Wastewater (WW), Product (P), Soil/Solid (SL), Oil (OL), Wipe (WP), Air (AR), Tissue (TS), Bioassay (B), Vapor (V), Other (OT)

Customer Sample ID	Matrix *	Comp / Grab	Collected (or Composite Start) Date	Collected (or Composite Start) Time	Composite End Date	Composite End Time	Res Cl	# of Ctns	8260 VOCs	MADEP VPH
mw-39 (7.5'-10')	SL	Grab			9-8-20	1630		6	X	X

Lab Profile/Line:

Lab Sample Receipt Checklist:

Custody Seals Present/Intact	Y	N	NA
Custody Signatures Present	Y	N	NA
Collector Signature Present	Y	N	NA
Bottles Intact	Y	N	NA
Correct Bottles	Y	N	NA
Sufficient Volume	Y	N	NA
Samples Received on Ice	Y	N	NA
VOA - Headspace Acceptable	Y	N	NA
USDA Regulated Soils	Y	N	NA
Samples in Holding Time	Y	N	NA
Residual Chlorine Present	Y	N	NA
Cl Strips:			
Sample pH Acceptable	Y	N	NA
pH Strips:			
Sulfide Present	Y	N	NA
Lead Acetate Strips:			

LAB USE ONLY:
Lab Sample # / Comments:

92494858
001

Customer Remarks / Special Conditions / Possible Hazards:

Type of Ice Used: (Wet) Blue Dry None

Packing Material Used: other

Radchem sample(s) screened (<500 cpm): Y N (NA)

SHORT HOLDS PRESENT (<72 hours): Y (N) N/A

Lab Tracking #: 2539210

Samples received via: FEDEX UPS Client Courier (Pace Courier)

Lab Sample Temperature Info:
Temp Blank Received: Y (N) NA
Therm ID#: IR92T061
Cooler 1 Temp Upon Receipt: 1.8 oC
Cooler 1 Therm Corr. Factor: +0 oC
Cooler 1 Corrected Temp: 1.8 oC
Comments:

Trip Blank Received: Y (N) NA
HCL MeOH TSP Other

Non Conformance(s): YES / NO

Page: of:

Relinquished by/Company: (Signature)	Date/Time:	Received by/Company: (Signature)	Date/Time:
Apex	9-10-20/0730	PACE	9/10 730
Relinquished by/Company: (Signature)	Date/Time:	Received by/Company: (Signature)	Date/Time:
PACE	9/10 1506	PACE	9-10-20 1506
Relinquished by/Company: (Signature)	Date/Time:	Received by/Company: (Signature)	Date/Time:

MTJL LAB USE ONLY

Table #:
Acctnum:
Template:
Prelogin:
PM:
PB:

***Check mark top half of box if pH and/or dechlorination is verified and within the acceptance range for preservation samples.**

Exceptions: VOA, Coliform, TOC, Oil and Grease, DRO/8015 (water) DOC, LLHg

****Bottom half of box is to list number of bottle**

Project # **WO# : 92494858**

PM: AMB Due Date: 09/11/20

CLIENT: 92-APEX MOOR

Item#	BP4U-125 mL Plastic Unpreserved (N/A) (Cl-)	BP3U-250 mL Plastic Unpreserved (N/A)	BP2U-500 mL Plastic Unpreserved (N/A)	BP1U-1 liter Plastic Unpreserved (N/A)	BP4S-125 mL Plastic H2SO4 (pH < 2) (Cl-)	BP3N-250 mL plastic HNO3 (pH < 2)	BP4Z-125 mL Plastic ZN Acetate & NaOH (>9)	BP4C-125 mL Plastic NaOH (pH > 12) (Cl-)	WGFU-Wide-mouthed Glass Jar Unpreserved	AG1U-1 liter Amber Unpreserved (N/A) (Cl-)	AG1H-1 liter Amber HCl (pH < 2)	AG3U-250 mL Amber Unpreserved (N/A) (Cl-	AG1S-1 liter Amber H2SO4 (pH < 2)	AG3S-250 mL Amber H2SO4 (pH < 2)	AG3A(DG3A)-250 mL Amber NH4Cl (N/A)(Cl-)	DG9H-40 mL VOA HCl (N/A)	VG9T-40 mL VOA Na2S2O3 (N/A)	VG9U-40 mL VOA Unp (N/A)	DG9P-40 mL VOA H3PO4 (N/A)	VOAK (6 vials per kit)-5035 kit (N/A)	V/GK (3 vials per kit)-VPH/Gas kit (N/A)	SP5T-125 mL Sterile Plastic (N/A – lab)	SP2T-250 mL Sterile Plastic (N/A – lab)		BP3A-250 mL Plastic (NH2)2SO4 (9.3-9.7)	AG0U-100 mL Amber Unpreserved vials (N/A)	VSGU-20 mL Scintillation vials (N/A)	DG8U-40 mL Amber Unpreserved vials (N/A)
1	\				\	\	\	\			\		\	\	\							6			\	\			
2	\				\	\	\	\			\		\	\	\										\	\			
3	\				\	\	\	\			\		\	\	\										\	\			
4	\				\	\	\	\			\		\	\	\										\	\			
5	\				\	\	\	\			\		\	\	\										\	\			
6	\				\	\	\	\			\		\	\	\										\	\			
7	\				\	\	\	\			\		\	\	\										\	\			
8	\				\	\	\	\			\		\	\	\										\	\			
9	\				\	\	\	\			\		\	\	\										\	\			
10	\				\	\	\	\			\		\	\	\										\	\			
11	\				\	\	\	\			\		\	\	\										\	\			
12	\				\	\	\	\			\		\	\	\										\	\			

pH Adjustment Log for Preserved Samples

Sample ID	Type of Preservative	pH upon receipt	Date preservation adjusted	Time preservation adjusted	Amount of Preservative added	Lot #

Note: Whenever there is a discrepancy affecting North Carolina compliance samples, a copy of this form will be sent to the North Carolina DEHNR Certification Office (i.e. Out of hold, incorrect preservative, out of temp, incorrect containers.

Pace Analytical Services, LLC
9800 Kincey Ave. Suite 100
Huntersville, NC 28078
(704)875-9092

September 14, 2020

Andrew Wreschnig
AECOM
6000 Fairview Road
Suite 200
Charlotte, NC 28210

RE: Project: Colonial Pipeline (9/5 SL)
Pace Project No.: 92494924

Dear Andrew Wreschnig:

Enclosed are the analytical results for sample(s) received by the laboratory on September 09, 2020. The results relate only to the samples included in this report. Results reported herein conform to the applicable TNI/NELAC Standards and the laboratory's Quality Manual, where applicable, unless otherwise noted in the body of the report.

The test results provided in this final report were generated by each of the following laboratories within the Pace Network:

- Pace National - Mt. Juliet
- Pace Analytical Services - Charlotte

If you have any questions concerning this report, please feel free to contact me.

Sincerely,

Nicole Gasiorowski

Nicole Gasiorowski
nicole.gasiorowski@pacelabs.com
(704)875-9092
Project Manager

Enclosures

cc: Jeff Morrison, Colonial Pipeline Company

This report shall not be reproduced, except in full,
without the written consent of Pace Analytical Services, LLC.

Pace Analytical Services, LLC
9800 Kincey Ave. Suite 100
Huntersville, NC 28078
(704)875-9092

CERTIFICATIONS

Project: Colonial Pipeline (9/5 SL)
Pace Project No.: 92494924

Pace Analytical Services National

12065 Lebanon Road, Mt. Juliet, TN 37122
Alabama Certification #: 40660
Alaska Certification 17-026
Arizona Certification #: AZ0612
Arkansas Certification #: 88-0469
California Certification #: 2932
Canada Certification #: 1461.01
Colorado Certification #: TN00003
Connecticut Certification #: PH-0197
DOD Certification: #1461.01
EPA# TN00003
Florida Certification #: E87487
Georgia DW Certification #: 923
Georgia Certification: NELAP
Idaho Certification #: TN00003
Illinois Certification #: 200008
Indiana Certification #: C-TN-01
Iowa Certification #: 364
Kansas Certification #: E-10277
Kentucky UST Certification #: 16
Kentucky Certification #: 90010
Louisiana Certification #: AI30792
Louisiana DW Certification #: LA180010
Maine Certification #: TN0002
Maryland Certification #: 324
Massachusetts Certification #: M-TN003
Michigan Certification #: 9958
Minnesota Certification #: 047-999-395
Mississippi Certification #: TN00003
Missouri Certification #: 340
Montana Certification #: CERT0086
Nebraska Certification #: NE-OS-15-05
Nevada Certification #: TN-03-2002-34
New Hampshire Certification #: 2975
New Jersey Certification #: TN002
New Mexico DW Certification
New York Certification #: 11742
North Carolina Aquatic Toxicity Certification #: 41
North Carolina Drinking Water Certification #: 21704
North Carolina Environmental Certificate #: 375
North Dakota Certification #: R-140
Ohio VAP Certification #: CL0069
Oklahoma Certification #: 9915
Oregon Certification #: TN200002
Pennsylvania Certification #: 68-02979
Rhode Island Certification #: LAO00356
South Carolina Certification #: 84004
South Dakota Certification
Tennessee DW/Chem/Micro Certification #: 2006
Texas Certification #: T 104704245-17-14
Texas Mold Certification #: LAB0152
USDA Soil Permit #: P330-15-00234
Utah Certification #: TN00003
Virginia Certification #: VT2006
Vermont Dept. of Health: ID# VT-2006
Virginia Certification #: 460132
Washington Certification #: C847
West Virginia Certification #: 233
Wisconsin Certification #: 9980939910
Wyoming UST Certification #: via A2LA 2926.01
A2LA-ISO 17025 Certification #: 1461.01
A2LA-ISO 17025 Certification #: 1461.02
AIHA-LAP/LLC EMLAP Certification #:100789

Pace Analytical Services Charlotte

9800 Kincey Ave. Ste 100, Huntersville, NC 28078
Louisiana/NELAP Certification # LA170028
North Carolina Drinking Water Certification #: 37706
North Carolina Field Services Certification #: 5342
North Carolina Wastewater Certification #: 12
South Carolina Certification #: 99006001
Florida/NELAP Certification #: E87627
Kentucky UST Certification #: 84
Virginia/VELAP Certification #: 460221

REPORT OF LABORATORY ANALYSIS

This report shall not be reproduced, except in full,
without the written consent of Pace Analytical Services, LLC.

Pace Analytical Services, LLC
9800 Kincey Ave. Suite 100
Huntersville, NC 28078
(704)875-9092

SAMPLE ANALYTE COUNT

Project: Colonial Pipeline (9/5 SL)
Pace Project No.: 92494924

Lab ID	Sample ID	Method	Analysts	Analytes Reported	Laboratory
92494609021	**BH-12 (17.5-20)**	MADEP VPH	ADM	6	PAN
		EPA 8260D	SAS	70	PASI-C
		ASTM D2974-87	KDF	1	PASI-C
		SM 2540G	MT	1	PAN
92494609022	**BH-12 (22.5-25)**	MADEP VPH	ADM	6	PAN
		EPA 8260D	SAS	70	PASI-C
		ASTM D2974-87	KDF	1	PASI-C
		SM 2540G	MT	1	PAN
92494609023	**TB-20200909-1**	EPA 8260D	BSH	63	PASI-C

PAN = Pace National - Mt. Juliet
PASI-C = Pace Analytical Services - Charlotte

This report shall not be reproduced, except in full,
without the written consent of Pace Analytical Services, LLC.

Pace Analytical Services, LLC
9800 Kincey Ave. Suite 100
Huntersville, NC 28078
(704)875-9092

ANALYTICAL RESULTS

Project: Colonial Pipeline (9/5 SL)
Pace Project No.: 92494924

Sample: BH-12 (17.5-20) **Lab ID: 92494609021** Collected: 09/05/20 13:55 Received: 09/09/20 13:57 Matrix: Solid

Results reported on a "dry weight" basis and are adjusted for percent moisture, sample size and any dilutions.

Parameters	Results	Units	Report Limit	DF	Prepared	Analyzed	CAS No.	Qual
MADEPV	Analytical Method: MADEP VPH Preparation Method: MADEPV Pace National - Mt. Juliet							
Aliphatic (C05-C08)	ND	mg/kg	7.38	1.04	09/05/20 13:55	09/11/20 19:21		
Aliphatic (C09-C12)	ND	mg/kg	7.38	1.04	09/05/20 13:55	09/11/20 19:21		
Aromatic (C09-C10),Unadjusted	ND	mg/kg	7.38	1.04	09/05/20 13:55	09/11/20 19:21	TPHC9C10A	
Total VPH	ND	mg/kg	7.38	1.04	09/05/20 13:55	09/11/20 19:21	VPH	
Surrogates								
2,5-Dibromotoluene (FID)	95.5	%	70.0-130	1.04	09/05/20 13:55	09/11/20 19:21	615-59-8FID	
2,5-Dibromotoluene (PID)	89.6	%	70.0-130	1.04	09/05/20 13:55	09/11/20 19:21	615-59-8PID	
8260D/5035A/5030B Volatiles	Analytical Method: EPA 8260D Preparation Method: EPA 5035A/5030B Pace Analytical Services - Charlotte							
Acetone	ND	ug/kg	125	1	09/10/20 09:55	09/10/20 13:13	67-64-1	
Benzene	ND	ug/kg	6.3	1	09/10/20 09:55	09/10/20 13:13	71-43-2	
Bromobenzene	ND	ug/kg	6.3	1	09/10/20 09:55	09/10/20 13:13	108-86-1	
Bromochloromethane	ND	ug/kg	6.3	1	09/10/20 09:55	09/10/20 13:13	74-97-5	
Bromodichloromethane	ND	ug/kg	6.3	1	09/10/20 09:55	09/10/20 13:13	75-27-4	v1
Bromoform	ND	ug/kg	6.3	1	09/10/20 09:55	09/10/20 13:13	75-25-2	
Bromomethane	ND	ug/kg	12.5	1	09/10/20 09:55	09/10/20 13:13	74-83-9	
2-Butanone (MEK)	ND	ug/kg	125	1	09/10/20 09:55	09/10/20 13:13	78-93-3	
n-Butylbenzene	ND	ug/kg	6.3	1	09/10/20 09:55	09/10/20 13:13	104-51-8	
sec-Butylbenzene	ND	ug/kg	6.3	1	09/10/20 09:55	09/10/20 13:13	135-98-8	
tert-Butylbenzene	ND	ug/kg	6.3	1	09/10/20 09:55	09/10/20 13:13	98-06-6	
Carbon tetrachloride	ND	ug/kg	6.3	1	09/10/20 09:55	09/10/20 13:13	56-23-5	v1
Chlorobenzene	ND	ug/kg	6.3	1	09/10/20 09:55	09/10/20 13:13	108-90-7	
Chloroethane	ND	ug/kg	12.5	1	09/10/20 09:55	09/10/20 13:13	75-00-3	
Chloroform	ND	ug/kg	6.3	1	09/10/20 09:55	09/10/20 13:13	67-66-3	
Chloromethane	ND	ug/kg	12.5	1	09/10/20 09:55	09/10/20 13:13	74-87-3	
2-Chlorotoluene	ND	ug/kg	6.3	1	09/10/20 09:55	09/10/20 13:13	95-49-8	
4-Chlorotoluene	ND	ug/kg	6.3	1	09/10/20 09:55	09/10/20 13:13	106-43-4	
1,2-Dibromo-3-chloropropane	ND	ug/kg	6.3	1	09/10/20 09:55	09/10/20 13:13	96-12-8	
Dibromochloromethane	ND	ug/kg	6.3	1	09/10/20 09:55	09/10/20 13:13	124-48-1	
1,2-Dibromoethane (EDB)	ND	ug/kg	6.3	1	09/10/20 09:55	09/10/20 13:13	106-93-4	
Dibromomethane	ND	ug/kg	6.3	1	09/10/20 09:55	09/10/20 13:13	74-95-3	
1,2-Dichlorobenzene	ND	ug/kg	6.3	1	09/10/20 09:55	09/10/20 13:13	95-50-1	
1,3-Dichlorobenzene	ND	ug/kg	6.3	1	09/10/20 09:55	09/10/20 13:13	541-73-1	
1,4-Dichlorobenzene	ND	ug/kg	6.3	1	09/10/20 09:55	09/10/20 13:13	106-46-7	
Dichlorodifluoromethane	ND	ug/kg	12.5	1	09/10/20 09:55	09/10/20 13:13	75-71-8	
1,1-Dichloroethane	ND	ug/kg	6.3	1	09/10/20 09:55	09/10/20 13:13	75-34-3	
1,2-Dichloroethane	ND	ug/kg	6.3	1	09/10/20 09:55	09/10/20 13:13	107-06-2	
1,1-Dichloroethene	ND	ug/kg	6.3	1	09/10/20 09:55	09/10/20 13:13	75-35-4	
cis-1,2-Dichloroethene	ND	ug/kg	6.3	1	09/10/20 09:55	09/10/20 13:13	156-59-2	
trans-1,2-Dichloroethene	ND	ug/kg	6.3	1	09/10/20 09:55	09/10/20 13:13	156-60-5	
1,2-Dichloropropane	ND	ug/kg	6.3	1	09/10/20 09:55	09/10/20 13:13	78-87-5	
1,3-Dichloropropane	ND	ug/kg	6.3	1	09/10/20 09:55	09/10/20 13:13	142-28-9	
2,2-Dichloropropane	ND	ug/kg	6.3	1	09/10/20 09:55	09/10/20 13:13	594-20-7	
1,1-Dichloropropene	ND	ug/kg	6.3	1	09/10/20 09:55	09/10/20 13:13	563-58-6	

REPORT OF LABORATORY ANALYSIS

This report shall not be reproduced, except in full,
without the written consent of Pace Analytical Services, LLC.

Pace Analytical Services, LLC
9800 Kincey Ave. Suite 100
Huntersville, NC 28078
(704)875-9092

ANALYTICAL RESULTS

Project: Colonial Pipeline (9/5 SL)
Pace Project No.: 92494924

Sample: BH-12 (17.5-20) **Lab ID: 92494609021** Collected: 09/05/20 13:55 Received: 09/09/20 13:57 Matrix: Solid

Results reported on a "dry weight" basis and are adjusted for percent moisture, sample size and any dilutions.

Parameters	Results	Units	Report Limit	DF	Prepared	Analyzed	CAS No.	Qual
8260D/5035A/5030B Volatiles	Analytical Method: EPA 8260D Preparation Method: EPA 5035A/5030B Pace Analytical Services - Charlotte							
cis-1,3-Dichloropropene	ND	ug/kg	6.3	1	09/10/20 09:55	09/10/20 13:13	10061-01-5	
trans-1,3-Dichloropropene	ND	ug/kg	6.3	1	09/10/20 09:55	09/10/20 13:13	10061-02-6	
Diisopropyl ether	ND	ug/kg	6.3	1	09/10/20 09:55	09/10/20 13:13	108-20-3	
Ethylbenzene	ND	ug/kg	6.3	1	09/10/20 09:55	09/10/20 13:13	100-41-4	
Hexachloro-1,3-butadiene	ND	ug/kg	6.3	1	09/10/20 09:55	09/10/20 13:13	87-68-3	
2-Hexanone	ND	ug/kg	62.6	1	09/10/20 09:55	09/10/20 13:13	591-78-6	
Isopropylbenzene (Cumene)	ND	ug/kg	6.3	1	09/10/20 09:55	09/10/20 13:13	98-82-8	
p-Isopropyltoluene	ND	ug/kg	6.3	1	09/10/20 09:55	09/10/20 13:13	99-87-6	
Methylene Chloride	ND	ug/kg	25.0	1	09/10/20 09:55	09/10/20 13:13	75-09-2	
4-Methyl-2-pentanone (MIBK)	ND	ug/kg	62.6	1	09/10/20 09:55	09/10/20 13:13	108-10-1	
Methyl-tert-butyl ether	ND	ug/kg	6.3	1	09/10/20 09:55	09/10/20 13:13	1634-04-4	
Naphthalene	ND	ug/kg	6.3	1	09/10/20 09:55	09/10/20 13:13	91-20-3	
n-Propylbenzene	ND	ug/kg	6.3	1	09/10/20 09:55	09/10/20 13:13	103-65-1	
Styrene	ND	ug/kg	6.3	1	09/10/20 09:55	09/10/20 13:13	100-42-5	
1,1,1,2-Tetrachloroethane	ND	ug/kg	6.3	1	09/10/20 09:55	09/10/20 13:13	630-20-6	
1,1,2,2-Tetrachloroethane	ND	ug/kg	6.3	1	09/10/20 09:55	09/10/20 13:13	79-34-5	
Tetrachloroethene	ND	ug/kg	6.3	1	09/10/20 09:55	09/10/20 13:13	127-18-4	v1
Toluene	ND	ug/kg	6.3	1	09/10/20 09:55	09/10/20 13:13	108-88-3	IK
1,2,3-Trichlorobenzene	ND	ug/kg	6.3	1	09/10/20 09:55	09/10/20 13:13	87-61-6	
1,2,4-Trichlorobenzene	ND	ug/kg	6.3	1	09/10/20 09:55	09/10/20 13:13	120-82-1	
1,1,1-Trichloroethane	ND	ug/kg	6.3	1	09/10/20 09:55	09/10/20 13:13	71-55-6	
1,1,2-Trichloroethane	ND	ug/kg	6.3	1	09/10/20 09:55	09/10/20 13:13	79-00-5	
Trichloroethene	ND	ug/kg	6.3	1	09/10/20 09:55	09/10/20 13:13	79-01-6	
Trichlorofluoromethane	ND	ug/kg	6.3	1	09/10/20 09:55	09/10/20 13:13	75-69-4	
1,2,3-Trichloropropane	ND	ug/kg	6.3	1	09/10/20 09:55	09/10/20 13:13	96-18-4	
1,2,4-Trimethylbenzene	ND	ug/kg	6.3	1	09/10/20 09:55	09/10/20 13:13	95-63-6	
1,3,5-Trimethylbenzene	ND	ug/kg	6.3	1	09/10/20 09:55	09/10/20 13:13	108-67-8	
Vinyl acetate	ND	ug/kg	62.6	1	09/10/20 09:55	09/10/20 13:13	108-05-4	
Vinyl chloride	ND	ug/kg	12.5	1	09/10/20 09:55	09/10/20 13:13	75-01-4	
Xylene (Total)	ND	ug/kg	12.5	1	09/10/20 09:55	09/10/20 13:13	1330-20-7	
m&p-Xylene	ND	ug/kg	12.5	1	09/10/20 09:55	09/10/20 13:13	179601-23-1	
o-Xylene	ND	ug/kg	6.3	1	09/10/20 09:55	09/10/20 13:13	95-47-6	
Surrogates								
Toluene-d8 (S)	100	%	70-130	1	09/10/20 09:55	09/10/20 13:13	2037-26-5	
4-Bromofluorobenzene (S)	103	%	70-130	1	09/10/20 09:55	09/10/20 13:13	460-00-4	
1,2-Dichloroethane-d4 (S)	98	%	70-132	1	09/10/20 09:55	09/10/20 13:13	17060-07-0	
Percent Moisture	Analytical Method: ASTM D2974-87 Pace Analytical Services - Charlotte							
Percent Moisture	**18.2**	%	0.10	1		09/09/20 17:31		
Total Solids 2540 G-2011	Analytical Method: SM 2540G Preparation Method: SM 2540 G Pace National - Mt. Juliet							
Total Solids	**82.4**	%		1	09/10/20 14:09	09/10/20 19:16		

REPORT OF LABORATORY ANALYSIS

This report shall not be reproduced, except in full,
without the written consent of Pace Analytical Services, LLC.

Pace Analytical Services, LLC
9800 Kincey Ave. Suite 100
Huntersville, NC 28078
(704)875-9092

ANALYTICAL RESULTS

Project: Colonial Pipeline (9/5 SL)
Pace Project No.: 92494924

Sample: BH-12 (22.5-25) **Lab ID: 92494609022** Collected: 09/05/20 14:00 Received: 09/09/20 13:57 Matrix: Solid

Results reported on a "dry weight" basis and are adjusted for percent moisture, sample size and any dilutions.

Parameters	Results	Units	Report Limit	DF	Prepared	Analyzed	CAS No.	Qual
MADEPV	Analytical Method: MADEP VPH Preparation Method: MADEPV Pace National - Mt. Juliet							
Aliphatic (C05-C08)	ND	mg/kg	7.87	1.14	09/05/20 14:00	09/11/20 19:54		
Aliphatic (C09-C12)	ND	mg/kg	7.87	1.14	09/05/20 14:00	09/11/20 19:54		
Aromatic (C09-C10),Unadjusted	ND	mg/kg	7.87	1.14	09/05/20 14:00	09/11/20 19:54	TPHC9C10A	
Total VPH	ND	mg/kg	7.87	1.14	09/05/20 14:00	09/11/20 19:54	VPH	
Surrogates								
2,5-Dibromotoluene (FID)	91.4	%	70.0-130	1.14	09/05/20 14:00	09/11/20 19:54	615-59-8FID	
2,5-Dibromotoluene (PID)	85.4	%	70.0-130	1.14	09/05/20 14:00	09/11/20 19:54	615-59-8PID	
8260D/5035A/5030B Volatiles	Analytical Method: EPA 8260D Preparation Method: EPA 5035A/5030B Pace Analytical Services - Charlotte							
Acetone	ND	ug/kg	129	1	09/10/20 09:55	09/10/20 13:31	67-64-1	
Benzene	ND	ug/kg	6.4	1	09/10/20 09:55	09/10/20 13:31	71-43-2	
Bromobenzene	ND	ug/kg	6.4	1	09/10/20 09:55	09/10/20 13:31	108-86-1	
Bromochloromethane	ND	ug/kg	6.4	1	09/10/20 09:55	09/10/20 13:31	74-97-5	
Bromodichloromethane	ND	ug/kg	6.4	1	09/10/20 09:55	09/10/20 13:31	75-27-4	v1
Bromoform	ND	ug/kg	6.4	1	09/10/20 09:55	09/10/20 13:31	75-25-2	
Bromomethane	ND	ug/kg	12.9	1	09/10/20 09:55	09/10/20 13:31	74-83-9	
2-Butanone (MEK)	ND	ug/kg	129	1	09/10/20 09:55	09/10/20 13:31	78-93-3	
n-Butylbenzene	ND	ug/kg	6.4	1	09/10/20 09:55	09/10/20 13:31	104-51-8	
sec-Butylbenzene	ND	ug/kg	6.4	1	09/10/20 09:55	09/10/20 13:31	135-98-8	
tert-Butylbenzene	ND	ug/kg	6.4	1	09/10/20 09:55	09/10/20 13:31	98-06-6	
Carbon tetrachloride	ND	ug/kg	6.4	1	09/10/20 09:55	09/10/20 13:31	56-23-5	v1
Chlorobenzene	ND	ug/kg	6.4	1	09/10/20 09:55	09/10/20 13:31	108-90-7	
Chloroethane	ND	ug/kg	12.9	1	09/10/20 09:55	09/10/20 13:31	75-00-3	
Chloroform	ND	ug/kg	6.4	1	09/10/20 09:55	09/10/20 13:31	67-66-3	
Chloromethane	ND	ug/kg	12.9	1	09/10/20 09:55	09/10/20 13:31	74-87-3	
2-Chlorotoluene	ND	ug/kg	6.4	1	09/10/20 09:55	09/10/20 13:31	95-49-8	
4-Chlorotoluene	ND	ug/kg	6.4	1	09/10/20 09:55	09/10/20 13:31	106-43-4	
1,2-Dibromo-3-chloropropane	ND	ug/kg	6.4	1	09/10/20 09:55	09/10/20 13:31	96-12-8	
Dibromochloromethane	ND	ug/kg	6.4	1	09/10/20 09:55	09/10/20 13:31	124-48-1	
1,2-Dibromoethane (EDB)	ND	ug/kg	6.4	1	09/10/20 09:55	09/10/20 13:31	106-93-4	
Dibromomethane	ND	ug/kg	6.4	1	09/10/20 09:55	09/10/20 13:31	74-95-3	
1,2-Dichlorobenzene	ND	ug/kg	6.4	1	09/10/20 09:55	09/10/20 13:31	95-50-1	
1,3-Dichlorobenzene	ND	ug/kg	6.4	1	09/10/20 09:55	09/10/20 13:31	541-73-1	
1,4-Dichlorobenzene	ND	ug/kg	6.4	1	09/10/20 09:55	09/10/20 13:31	106-46-7	
Dichlorodifluoromethane	ND	ug/kg	12.9	1	09/10/20 09:55	09/10/20 13:31	75-71-8	
1,1-Dichloroethane	ND	ug/kg	6.4	1	09/10/20 09:55	09/10/20 13:31	75-34-3	
1,2-Dichloroethane	ND	ug/kg	6.4	1	09/10/20 09:55	09/10/20 13:31	107-06-2	
1,1-Dichloroethene	ND	ug/kg	6.4	1	09/10/20 09:55	09/10/20 13:31	75-35-4	
cis-1,2-Dichloroethene	ND	ug/kg	6.4	1	09/10/20 09:55	09/10/20 13:31	156-59-2	
trans-1,2-Dichloroethene	ND	ug/kg	6.4	1	09/10/20 09:55	09/10/20 13:31	156-60-5	
1,2-Dichloropropane	ND	ug/kg	6.4	1	09/10/20 09:55	09/10/20 13:31	78-87-5	
1,3-Dichloropropane	ND	ug/kg	6.4	1	09/10/20 09:55	09/10/20 13:31	142-28-9	
2,2-Dichloropropane	ND	ug/kg	6.4	1	09/10/20 09:55	09/10/20 13:31	594-20-7	
1,1-Dichloropropene	ND	ug/kg	6.4	1	09/10/20 09:55	09/10/20 13:31	563-58-6	

REPORT OF LABORATORY ANALYSIS

This report shall not be reproduced, except in full,
without the written consent of Pace Analytical Services, LLC.

Pace Analytical Services, LLC
9800 Kincey Ave. Suite 100
Huntersville, NC 28078
(704)875-9092

ANALYTICAL RESULTS

Project: Colonial Pipeline (9/5 SL)
Pace Project No.: 92494924

Sample: BH-12 (22.5-25) **Lab ID: 92494609022** Collected: 09/05/20 14:00 Received: 09/09/20 13:57 Matrix: Solid

Results reported on a "dry weight" basis and are adjusted for percent moisture, sample size and any dilutions.

Parameters	Results	Units	Report Limit	DF	Prepared	Analyzed	CAS No.	Qual
8260D/5035A/5030B Volatiles	Analytical Method: EPA 8260D Preparation Method: EPA 5035A/5030B Pace Analytical Services - Charlotte							
cis-1,3-Dichloropropene	ND	ug/kg	6.4	1	09/10/20 09:55	09/10/20 13:31	10061-01-5	
trans-1,3-Dichloropropene	ND	ug/kg	6.4	1	09/10/20 09:55	09/10/20 13:31	10061-02-6	
Diisopropyl ether	ND	ug/kg	6.4	1	09/10/20 09:55	09/10/20 13:31	108-20-3	
Ethylbenzene	ND	ug/kg	6.4	1	09/10/20 09:55	09/10/20 13:31	100-41-4	
Hexachloro-1,3-butadiene	ND	ug/kg	6.4	1	09/10/20 09:55	09/10/20 13:31	87-68-3	
2-Hexanone	ND	ug/kg	64.5	1	09/10/20 09:55	09/10/20 13:31	591-78-6	
Isopropylbenzene (Cumene)	ND	ug/kg	6.4	1	09/10/20 09:55	09/10/20 13:31	98-82-8	
p-Isopropyltoluene	ND	ug/kg	6.4	1	09/10/20 09:55	09/10/20 13:31	99-87-6	
Methylene Chloride	ND	ug/kg	25.8	1	09/10/20 09:55	09/10/20 13:31	75-09-2	
4-Methyl-2-pentanone (MIBK)	ND	ug/kg	64.5	1	09/10/20 09:55	09/10/20 13:31	108-10-1	
Methyl-tert-butyl ether	ND	ug/kg	6.4	1	09/10/20 09:55	09/10/20 13:31	1634-04-4	
Naphthalene	ND	ug/kg	6.4	1	09/10/20 09:55	09/10/20 13:31	91-20-3	
n-Propylbenzene	ND	ug/kg	6.4	1	09/10/20 09:55	09/10/20 13:31	103-65-1	
Styrene	ND	ug/kg	6.4	1	09/10/20 09:55	09/10/20 13:31	100-42-5	
1,1,1,2-Tetrachloroethane	ND	ug/kg	6.4	1	09/10/20 09:55	09/10/20 13:31	630-20-6	
1,1,2,2-Tetrachloroethane	ND	ug/kg	6.4	1	09/10/20 09:55	09/10/20 13:31	79-34-5	
Tetrachloroethene	ND	ug/kg	6.4	1	09/10/20 09:55	09/10/20 13:31	127-18-4	v1
Toluene	ND	ug/kg	6.4	1	09/10/20 09:55	09/10/20 13:31	108-88-3	IK
1,2,3-Trichlorobenzene	ND	ug/kg	6.4	1	09/10/20 09:55	09/10/20 13:31	87-61-6	
1,2,4-Trichlorobenzene	ND	ug/kg	6.4	1	09/10/20 09:55	09/10/20 13:31	120-82-1	
1,1,1-Trichloroethane	ND	ug/kg	6.4	1	09/10/20 09:55	09/10/20 13:31	71-55-6	
1,1,2-Trichloroethane	ND	ug/kg	6.4	1	09/10/20 09:55	09/10/20 13:31	79-00-5	
Trichloroethene	ND	ug/kg	6.4	1	09/10/20 09:55	09/10/20 13:31	79-01-6	
Trichlorofluoromethane	ND	ug/kg	6.4	1	09/10/20 09:55	09/10/20 13:31	75-69-4	
1,2,3-Trichloropropane	ND	ug/kg	6.4	1	09/10/20 09:55	09/10/20 13:31	96-18-4	
1,2,4-Trimethylbenzene	ND	ug/kg	6.4	1	09/10/20 09:55	09/10/20 13:31	95-63-6	
1,3,5-Trimethylbenzene	ND	ug/kg	6.4	1	09/10/20 09:55	09/10/20 13:31	108-67-8	
Vinyl acetate	ND	ug/kg	64.5	1	09/10/20 09:55	09/10/20 13:31	108-05-4	
Vinyl chloride	ND	ug/kg	12.9	1	09/10/20 09:55	09/10/20 13:31	75-01-4	
Xylene (Total)	ND	ug/kg	12.9	1	09/10/20 09:55	09/10/20 13:31	1330-20-7	
m&p-Xylene	ND	ug/kg	12.9	1	09/10/20 09:55	09/10/20 13:31	179601-23-1	
o-Xylene	ND	ug/kg	6.4	1	09/10/20 09:55	09/10/20 13:31	95-47-6	
Surrogates								
Toluene-d8 (S)	98	%	70-130	1	09/10/20 09:55	09/10/20 13:31	2037-26-5	
4-Bromofluorobenzene (S)	103	%	70-130	1	09/10/20 09:55	09/10/20 13:31	460-00-4	
1,2-Dichloroethane-d4 (S)	99	%	70-132	1	09/10/20 09:55	09/10/20 13:31	17060-07-0	
Percent Moisture	Analytical Method: ASTM D2974-87 Pace Analytical Services - Charlotte							
Percent Moisture	**17.5**	%	0.10	1		09/09/20 17:31		
Total Solids 2540 G-2011	Analytical Method: SM 2540G Preparation Method: SM 2540 G Pace National - Mt. Juliet							
Total Solids	**83.2**	%		1	09/10/20 14:09	09/10/20 19:16		

REPORT OF LABORATORY ANALYSIS

This report shall not be reproduced, except in full,
without the written consent of Pace Analytical Services, LLC.

Pace Analytical Services, LLC
9800 Kincey Ave. Suite 100
Huntersville, NC 28078
(704)875-9092

ANALYTICAL RESULTS

Project: Colonial Pipeline (9/5 SL)
Pace Project No.: 92494924

Sample: TB-20200909-1 **Lab ID: 92494609023** Collected: 09/09/20 00:00 Received: 09/09/20 13:57 Matrix: Water

Parameters	Results	Units	Report Limit	DF	Prepared	Analyzed	CAS No.	Qual
8260D MSV Low Level	Analytical Method: EPA 8260D Pace Analytical Services - Charlotte							
Acetone	ND	ug/L	25.0	1		09/10/20 13:23	67-64-1	
Benzene	ND	ug/L	1.0	1		09/10/20 13:23	71-43-2	
Bromobenzene	ND	ug/L	1.0	1		09/10/20 13:23	108-86-1	
Bromochloromethane	ND	ug/L	1.0	1		09/10/20 13:23	74-97-5	
Bromodichloromethane	ND	ug/L	1.0	1		09/10/20 13:23	75-27-4	
Bromoform	ND	ug/L	1.0	1		09/10/20 13:23	75-25-2	
Bromomethane	ND	ug/L	2.0	1		09/10/20 13:23	74-83-9	v2
2-Butanone (MEK)	ND	ug/L	5.0	1		09/10/20 13:23	78-93-3	
Carbon tetrachloride	ND	ug/L	1.0	1		09/10/20 13:23	56-23-5	
Chlorobenzene	ND	ug/L	1.0	1		09/10/20 13:23	108-90-7	
Chloroethane	ND	ug/L	1.0	1		09/10/20 13:23	75-00-3	IL
Chloroform	ND	ug/L	5.0	1		09/10/20 13:23	67-66-3	
Chloromethane	ND	ug/L	1.0	1		09/10/20 13:23	74-87-3	
2-Chlorotoluene	ND	ug/L	1.0	1		09/10/20 13:23	95-49-8	
4-Chlorotoluene	ND	ug/L	1.0	1		09/10/20 13:23	106-43-4	
1,2-Dibromo-3-chloropropane	ND	ug/L	5.0	1		09/10/20 13:23	96-12-8	
Dibromochloromethane	ND	ug/L	1.0	1		09/10/20 13:23	124-48-1	
1,2-Dibromoethane (EDB)	ND	ug/L	1.0	1		09/10/20 13:23	106-93-4	
Dibromomethane	ND	ug/L	1.0	1		09/10/20 13:23	74-95-3	
1,2-Dichlorobenzene	ND	ug/L	1.0	1		09/10/20 13:23	95-50-1	
1,3-Dichlorobenzene	ND	ug/L	1.0	1		09/10/20 13:23	541-73-1	
1,4-Dichlorobenzene	ND	ug/L	1.0	1		09/10/20 13:23	106-46-7	
Dichlorodifluoromethane	ND	ug/L	1.0	1		09/10/20 13:23	75-71-8	
1,1-Dichloroethane	ND	ug/L	1.0	1		09/10/20 13:23	75-34-3	
1,2-Dichloroethane	ND	ug/L	1.0	1		09/10/20 13:23	107-06-2	
1,1-Dichloroethene	ND	ug/L	1.0	1		09/10/20 13:23	75-35-4	
cis-1,2-Dichloroethene	ND	ug/L	1.0	1		09/10/20 13:23	156-59-2	
trans-1,2-Dichloroethene	ND	ug/L	1.0	1		09/10/20 13:23	156-60-5	
1,2-Dichloropropane	ND	ug/L	1.0	1		09/10/20 13:23	78-87-5	
1,3-Dichloropropane	ND	ug/L	1.0	1		09/10/20 13:23	142-28-9	
2,2-Dichloropropane	ND	ug/L	1.0	1		09/10/20 13:23	594-20-7	
1,1-Dichloropropene	ND	ug/L	1.0	1		09/10/20 13:23	563-58-6	
cis-1,3-Dichloropropene	ND	ug/L	1.0	1		09/10/20 13:23	10061-01-5	
trans-1,3-Dichloropropene	ND	ug/L	1.0	1		09/10/20 13:23	10061-02-6	
Diisopropyl ether	ND	ug/L	1.0	1		09/10/20 13:23	108-20-3	
Ethylbenzene	ND	ug/L	1.0	1		09/10/20 13:23	100-41-4	
Hexachloro-1,3-butadiene	ND	ug/L	1.0	1		09/10/20 13:23	87-68-3	
2-Hexanone	ND	ug/L	5.0	1		09/10/20 13:23	591-78-6	
p-Isopropyltoluene	ND	ug/L	1.0	1		09/10/20 13:23	99-87-6	
Methylene Chloride	ND	ug/L	5.0	1		09/10/20 13:23	75-09-2	
4-Methyl-2-pentanone (MIBK)	ND	ug/L	5.0	1		09/10/20 13:23	108-10-1	
Methyl-tert-butyl ether	ND	ug/L	1.0	1		09/10/20 13:23	1634-04-4	
Naphthalene	ND	ug/L	1.0	1		09/10/20 13:23	91-20-3	
Styrene	ND	ug/L	1.0	1		09/10/20 13:23	100-42-5	
1,1,1,2-Tetrachloroethane	ND	ug/L	1.0	1		09/10/20 13:23	630-20-6	
1,1,2,2-Tetrachloroethane	ND	ug/L	1.0	1		09/10/20 13:23	79-34-5	

REPORT OF LABORATORY ANALYSIS

This report shall not be reproduced, except in full,
without the written consent of Pace Analytical Services, LLC.

Pace Analytical Services, LLC
9800 Kincey Ave. Suite 100
Huntersville, NC 28078
(704)875-9092

ANALYTICAL RESULTS

Project: Colonial Pipeline (9/5 SL)
Pace Project No.: 92494924

Sample: TB-20200909-1 **Lab ID: 92494609023** Collected: 09/09/20 00:00 Received: 09/09/20 13:57 Matrix: Water

Parameters	Results	Units	Report Limit	DF	Prepared	Analyzed	CAS No.	Qual
8260D MSV Low Level	Analytical Method: EPA 8260D Pace Analytical Services - Charlotte							
Tetrachloroethene	ND	ug/L	1.0	1		09/10/20 13:23	127-18-4	
Toluene	ND	ug/L	1.0	1		09/10/20 13:23	108-88-3	
1,2,3-Trichlorobenzene	ND	ug/L	1.0	1		09/10/20 13:23	87-61-6	
1,2,4-Trichlorobenzene	ND	ug/L	1.0	1		09/10/20 13:23	120-82-1	
1,1,1-Trichloroethane	ND	ug/L	1.0	1		09/10/20 13:23	71-55-6	
1,1,2-Trichloroethane	ND	ug/L	1.0	1		09/10/20 13:23	79-00-5	
Trichloroethene	ND	ug/L	1.0	1		09/10/20 13:23	79-01-6	
Trichlorofluoromethane	ND	ug/L	1.0	1		09/10/20 13:23	75-69-4	
1,2,3-Trichloropropane	ND	ug/L	1.0	1		09/10/20 13:23	96-18-4	
Vinyl acetate	ND	ug/L	2.0	1		09/10/20 13:23	108-05-4	
Vinyl chloride	ND	ug/L	1.0	1		09/10/20 13:23	75-01-4	
Xylene (Total)	ND	ug/L	1.0	1		09/10/20 13:23	1330-20-7	
m&p-Xylene	ND	ug/L	2.0	1		09/10/20 13:23	179601-23-1	
o-Xylene	ND	ug/L	1.0	1		09/10/20 13:23	95-47-6	
Surrogates								
4-Bromofluorobenzene (S)	98	%	70-130	1		09/10/20 13:23	460-00-4	
1,2-Dichloroethane-d4 (S)	99	%	70-130	1		09/10/20 13:23	17060-07-0	
Toluene-d8 (S)	101	%	70-130	1		09/10/20 13:23	2037-26-5	

REPORT OF LABORATORY ANALYSIS

This report shall not be reproduced, except in full,
without the written consent of Pace Analytical Services, LLC.

Pace Analytical Services, LLC
9800 Kincey Ave. Suite 100
Huntersville, NC 28078
(704)875-9092

QUALITY CONTROL DATA

Project: Colonial Pipeline (9/5 SL)
Pace Project No.: 92494924

QC Batch: 1541046
QC Batch Method: MADEPV
Analysis Method: MADEP VPH
Analysis Description: MADEPV
Laboratory: Pace National - Mt. Juliet
Associated Lab Samples: 92494609021, 92494609022

METHOD BLANK: R3569585-3 Matrix: Solid
Associated Lab Samples: 92494609021, 92494609022

Parameter	Units	Blank Result	Reporting Limit	Analyzed	Qualifiers
Aliphatic (C05-C08)	mg/kg	ND	5.00	09/11/20 16:08	
Aliphatic (C09-C12)	mg/kg	ND	5.00	09/11/20 16:08	
Aromatic (C09-C10),Unadjusted	mg/kg	ND	5.00	09/11/20 16:08	
Total VPH	mg/kg	ND	5.00	09/11/20 16:08	
2,5-Dibromotoluene (FID)	%	92	70.0-130	09/11/20 16:08	
2,5-Dibromotoluene (PID)	%	84.9	70.0-130	09/11/20 16:08	

LABORATORY CONTROL SAMPLE & LCSD: R3569585-1 R3569585-2

Parameter	Units	Spike Conc.	LCS Result	LCSD Result	LCS % Rec	LCSD % Rec	% Rec Limits	RPD	Max RPD	Qualifiers
Aliphatic (C05-C08)	mg/kg	60.0	48.5	48.0	80.8	80.0	70.0-130	1.04	25	
Aliphatic (C09-C12)	mg/kg	70.0	61.3	60.9	87.6	87.0	70.0-130	0.655	25	
Aromatic (C09-C10),Unadjusted	mg/kg	10.0	8.06	8.11	80.6	81.1	70.0-130	0.618	25	
Total VPH	mg/kg	140	118	117	84.3	83.6	70.0-130	0.851	25	
2,5-Dibromotoluene (FID)	%				100	95.1	70.0-130			
2,5-Dibromotoluene (PID)	%				93.9	89.3	70.0-130			

Results presented on this page are in the units indicated by the "Units" column except where an alternate unit is presented to the right of the result.

REPORT OF LABORATORY ANALYSIS

This report shall not be reproduced, except in full,
without the written consent of Pace Analytical Services, LLC.

Pace Analytical Services, LLC
9800 Kincey Ave. Suite 100
Huntersville, NC 28078
(704)875-9092

QUALITY CONTROL DATA

Project: Colonial Pipeline (9/5 SL)
Pace Project No.: 92494924

QC Batch: 565528
QC Batch Method: EPA 5035A/5030B
Analysis Method: EPA 8260D
Analysis Description: 8260D 5035A 5030B
Laboratory: Pace Analytical Services - Charlotte
Associated Lab Samples: 92494609021, 92494609022

METHOD BLANK: 2997059 Matrix: Solid
Associated Lab Samples: 92494609021, 92494609022

Parameter	Units	Blank Result	Reporting Limit	Analyzed	Qualifiers
1,1,1,2-Tetrachloroethane	ug/kg	ND	5.0	09/10/20 10:08	
1,1,1-Trichloroethane	ug/kg	ND	5.0	09/10/20 10:08	
1,1,2,2-Tetrachloroethane	ug/kg	ND	5.0	09/10/20 10:08	
1,1,2-Trichloroethane	ug/kg	ND	5.0	09/10/20 10:08	
1,1-Dichloroethane	ug/kg	ND	5.0	09/10/20 10:08	
1,1-Dichloroethene	ug/kg	ND	5.0	09/10/20 10:08	
1,1-Dichloropropene	ug/kg	ND	5.0	09/10/20 10:08	
1,2,3-Trichlorobenzene	ug/kg	ND	5.0	09/10/20 10:08	
1,2,3-Trichloropropane	ug/kg	ND	5.0	09/10/20 10:08	
1,2,4-Trichlorobenzene	ug/kg	ND	5.0	09/10/20 10:08	
1,2,4-Trimethylbenzene	ug/kg	ND	5.0	09/10/20 10:08	
1,2-Dibromo-3-chloropropane	ug/kg	ND	5.0	09/10/20 10:08	
1,2-Dibromoethane (EDB)	ug/kg	ND	5.0	09/10/20 10:08	
1,2-Dichlorobenzene	ug/kg	ND	5.0	09/10/20 10:08	
1,2-Dichloroethane	ug/kg	ND	5.0	09/10/20 10:08	
1,2-Dichloropropane	ug/kg	ND	5.0	09/10/20 10:08	
1,3,5-Trimethylbenzene	ug/kg	ND	5.0	09/10/20 10:08	
1,3-Dichlorobenzene	ug/kg	ND	5.0	09/10/20 10:08	
1,3-Dichloropropane	ug/kg	ND	5.0	09/10/20 10:08	
1,4-Dichlorobenzene	ug/kg	ND	5.0	09/10/20 10:08	
2,2-Dichloropropane	ug/kg	ND	5.0	09/10/20 10:08	
2-Butanone (MEK)	ug/kg	ND	100	09/10/20 10:08	
2-Chlorotoluene	ug/kg	ND	5.0	09/10/20 10:08	
2-Hexanone	ug/kg	ND	50.0	09/10/20 10:08	
4-Chlorotoluene	ug/kg	ND	5.0	09/10/20 10:08	
4-Methyl-2-pentanone (MIBK)	ug/kg	ND	50.0	09/10/20 10:08	
Acetone	ug/kg	ND	100	09/10/20 10:08	
Benzene	ug/kg	ND	5.0	09/10/20 10:08	
Bromobenzene	ug/kg	ND	5.0	09/10/20 10:08	
Bromochloromethane	ug/kg	ND	5.0	09/10/20 10:08	
Bromodichloromethane	ug/kg	ND	5.0	09/10/20 10:08	v1
Bromoform	ug/kg	ND	5.0	09/10/20 10:08	
Bromomethane	ug/kg	ND	10.0	09/10/20 10:08	
Carbon tetrachloride	ug/kg	ND	5.0	09/10/20 10:08	v1
Chlorobenzene	ug/kg	ND	5.0	09/10/20 10:08	
Chloroethane	ug/kg	ND	10.0	09/10/20 10:08	
Chloroform	ug/kg	ND	5.0	09/10/20 10:08	
Chloromethane	ug/kg	ND	10.0	09/10/20 10:08	
cis-1,2-Dichloroethene	ug/kg	ND	5.0	09/10/20 10:08	
cis-1,3-Dichloropropene	ug/kg	ND	5.0	09/10/20 10:08	

Results presented on this page are in the units indicated by the "Units" column except where an alternate unit is presented to the right of the result.

REPORT OF LABORATORY ANALYSIS

This report shall not be reproduced, except in full,
without the written consent of Pace Analytical Services, LLC.

Pace Analytical Services, LLC
9800 Kincey Ave. Suite 100
Huntersville, NC 28078
(704)875-9092

QUALITY CONTROL DATA

Project: Colonial Pipeline (9/5 SL)
Pace Project No.: 92494924

METHOD BLANK: 2997059 Matrix: Solid
Associated Lab Samples: 92494609021, 92494609022

Parameter	Units	Blank Result	Reporting Limit	Analyzed	Qualifiers
Dibromochloromethane	ug/kg	ND	5.0	09/10/20 10:08	
Dibromomethane	ug/kg	ND	5.0	09/10/20 10:08	
Dichlorodifluoromethane	ug/kg	ND	10.0	09/10/20 10:08	
Diisopropyl ether	ug/kg	ND	5.0	09/10/20 10:08	
Ethylbenzene	ug/kg	ND	5.0	09/10/20 10:08	
Hexachloro-1,3-butadiene	ug/kg	ND	5.0	09/10/20 10:08	
Isopropylbenzene (Cumene)	ug/kg	ND	5.0	09/10/20 10:08	
m&p-Xylene	ug/kg	ND	10.0	09/10/20 10:08	
Methyl-tert-butyl ether	ug/kg	ND	5.0	09/10/20 10:08	
Methylene Chloride	ug/kg	ND	20.0	09/10/20 10:08	
n-Butylbenzene	ug/kg	ND	5.0	09/10/20 10:08	
n-Propylbenzene	ug/kg	ND	5.0	09/10/20 10:08	
Naphthalene	ug/kg	ND	5.0	09/10/20 10:08	
o-Xylene	ug/kg	ND	5.0	09/10/20 10:08	
p-Isopropyltoluene	ug/kg	ND	5.0	09/10/20 10:08	
sec-Butylbenzene	ug/kg	ND	5.0	09/10/20 10:08	
Styrene	ug/kg	ND	5.0	09/10/20 10:08	
tert-Butylbenzene	ug/kg	ND	5.0	09/10/20 10:08	
Tetrachloroethene	ug/kg	ND	5.0	09/10/20 10:08	v1
Toluene	ug/kg	ND	5.0	09/10/20 10:08	IK
trans-1,2-Dichloroethene	ug/kg	ND	5.0	09/10/20 10:08	
trans-1,3-Dichloropropene	ug/kg	ND	5.0	09/10/20 10:08	
Trichloroethene	ug/kg	ND	5.0	09/10/20 10:08	
Trichlorofluoromethane	ug/kg	ND	5.0	09/10/20 10:08	
Vinyl acetate	ug/kg	ND	50.0	09/10/20 10:08	
Vinyl chloride	ug/kg	ND	10.0	09/10/20 10:08	
Xylene (Total)	ug/kg	ND	10.0	09/10/20 10:08	
1,2-Dichloroethane-d4 (S)	%	106	70-132	09/10/20 10:08	
4-Bromofluorobenzene (S)	%	103	70-130	09/10/20 10:08	
Toluene-d8 (S)	%	100	70-130	09/10/20 10:08	

LABORATORY CONTROL SAMPLE: 2997060

Parameter	Units	Spike Conc.	LCS Result	LCS % Rec	% Rec Limits	Qualifiers
1,1,1,2-Tetrachloroethane	ug/kg	1250	1180	95	70-130	
1,1,1-Trichloroethane	ug/kg	1250	1110	89	70-130	
1,1,2,2-Tetrachloroethane	ug/kg	1250	1060	85	55-130	
1,1,2-Trichloroethane	ug/kg	1250	1110	89	70-130	
1,1-Dichloroethane	ug/kg	1250	1020	82	68-130	
1,1-Dichloroethene	ug/kg	1250	1070	86	70-130	
1,1-Dichloropropene	ug/kg	1250	1060	84	70-130	
1,2,3-Trichlorobenzene	ug/kg	1250	1110	89	70-130	
1,2,3-Trichloropropane	ug/kg	1250	1020	81	70-130	
1,2,4-Trichlorobenzene	ug/kg	1250	1120	90	70-130	

Results presented on this page are in the units indicated by the "Units" column except where an alternate unit is presented to the right of the result.

REPORT OF LABORATORY ANALYSIS

This report shall not be reproduced, except in full,
without the written consent of Pace Analytical Services, LLC.

Pace Analytical Services, LLC
9800 Kincey Ave. Suite 100
Huntersville, NC 28078
(704)875-9092

QUALITY CONTROL DATA

Project: Colonial Pipeline (9/5 SL)
Pace Project No.: 92494924

LABORATORY CONTROL SAMPLE: 2997060

Parameter	Units	Spike Conc.	LCS Result	LCS % Rec	% Rec Limits	Qualifiers
1,2,4-Trimethylbenzene	ug/kg	1250	1100	88	69-130	
1,2-Dibromo-3-chloropropane	ug/kg	1250	1030	83	57-141	
1,2-Dibromoethane (EDB)	ug/kg	1250	1150	92	70-130	
1,2-Dichlorobenzene	ug/kg	1250	1120	90	70-130	
1,2-Dichloroethane	ug/kg	1250	960	77	70-130	
1,2-Dichloropropane	ug/kg	1250	1080	86	70-130	
1,3,5-Trimethylbenzene	ug/kg	1250	1080	86	70-130	
1,3-Dichlorobenzene	ug/kg	1250	1090	88	70-130	
1,3-Dichloropropane	ug/kg	1250	1090	87	70-130	
1,4-Dichlorobenzene	ug/kg	1250	1090	87	70-130	
2,2-Dichloropropane	ug/kg	1250	1080	87	70-130	
2-Butanone (MEK)	ug/kg	2500	1790	72	60-130	
2-Chlorotoluene	ug/kg	1250	1120	89	70-130	
2-Hexanone	ug/kg	2500	2030	81	70-132	
4-Chlorotoluene	ug/kg	1250	1080	87	70-130	
4-Methyl-2-pentanone (MIBK)	ug/kg	2500	1990	80	69-130	
Acetone	ug/kg	2500	1820	73	49-148	
Benzene	ug/kg	1250	1050	84	70-130	
Bromobenzene	ug/kg	1250	1120	90	70-130	
Bromochloromethane	ug/kg	1250	1060	85	70-130	
Bromodichloromethane	ug/kg	1250	1110	89	70-130	v1
Bromoform	ug/kg	1250	1080	87	68-136	
Bromomethane	ug/kg	1250	958	77	60-140	
Carbon tetrachloride	ug/kg	1250	1260	101	70-130	v1
Chlorobenzene	ug/kg	1250	1120	89	70-130	
Chloroethane	ug/kg	1250	931	74	51-147	
Chloroform	ug/kg	1250	1040	83	70-130	
Chloromethane	ug/kg	1250	829	66	48-130	
cis-1,2-Dichloroethene	ug/kg	1250	1020	82	70-130	
cis-1,3-Dichloropropene	ug/kg	1250	1150	92	70-130	
Dibromochloromethane	ug/kg	1250	1190	95	70-130	
Dibromomethane	ug/kg	1250	1100	88	70-130	
Dichlorodifluoromethane	ug/kg	1250	1100	88	49-130	
Diisopropyl ether	ug/kg	1250	924	74	66-130	
Ethylbenzene	ug/kg	1250	1020	82	70-130	
Hexachloro-1,3-butadiene	ug/kg	1250	1120	90	70-130	
Isopropylbenzene (Cumene)	ug/kg	1250	1120	89	70-130	
m&p-Xylene	ug/kg	2500	2160	86	70-130	
Methyl-tert-butyl ether	ug/kg	1250	1030	83	70-130	
Methylene Chloride	ug/kg	1250	870	70	50-137	
n-Butylbenzene	ug/kg	1250	1090	88	70-130	
n-Propylbenzene	ug/kg	1250	1060	85	70-130	
Naphthalene	ug/kg	1250	1080	87	70-131	
o-Xylene	ug/kg	1250	1100	88	70-130	
p-Isopropyltoluene	ug/kg	1250	1070	86	70-130	
sec-Butylbenzene	ug/kg	1250	1090	87	70-130	
Styrene	ug/kg	1250	1180	94	70-130	

Results presented on this page are in the units indicated by the "Units" column except where an alternate unit is presented to the right of the result.

REPORT OF LABORATORY ANALYSIS

This report shall not be reproduced, except in full,
without the written consent of Pace Analytical Services, LLC.

Pace Analytical Services, LLC
9800 Kincey Ave. Suite 100
Huntersville, NC 28078
(704)875-9092

QUALITY CONTROL DATA

Project: Colonial Pipeline (9/5 SL)
Pace Project No.: 92494924

LABORATORY CONTROL SAMPLE: 2997060

Parameter	Units	Spike Conc.	LCS Result	LCS % Rec	% Rec Limits	Qualifiers
tert-Butylbenzene	ug/kg	1250	1040	84	69-130	
Tetrachloroethene	ug/kg	1250	1200	96	56-130	v1
Toluene	ug/kg	1250	1010	81	70-130	IK
trans-1,2-Dichloroethene	ug/kg	1250	1060	85	70-130	
trans-1,3-Dichloropropene	ug/kg	1250	1150	92	70-130	
Trichloroethene	ug/kg	1250	1170	93	70-141	
Trichlorofluoromethane	ug/kg	1250	1060	85	67-130	
Vinyl acetate	ug/kg	2500	2010	81	10-136	
Vinyl chloride	ug/kg	1250	847	68	67-130	
Xylene (Total)	ug/kg	3750	3250	87	70-130	
1,2-Dichloroethane-d4 (S)	%			96	70-132	
4-Bromofluorobenzene (S)	%			102	70-130	
Toluene-d8 (S)	%			98	70-130	

MATRIX SPIKE SAMPLE: 2997062

Parameter	Units	92494609016 Result	Spike Conc.	MS Result	MS % Rec	% Rec Limits	Qualifiers
1,1,1,2-Tetrachloroethane	ug/kg	ND	627	712	114	52-133	
1,1,1-Trichloroethane	ug/kg	ND	627	731	117	49-137	
1,1,2,2-Tetrachloroethane	ug/kg	ND	627	636	101	39-150	
1,1,2-Trichloroethane	ug/kg	ND	627	696	111	48-140	
1,1-Dichloroethane	ug/kg	ND	627	615	98	46-135	
1,1-Dichloroethene	ug/kg	ND	627	624	100	38-149	
1,1-Dichloropropene	ug/kg	ND	627	705	113	41-140	
1,2,3-Trichlorobenzene	ug/kg	ND	627	625	100	10-158	
1,2,3-Trichloropropane	ug/kg	ND	627	600	96	33-157	
1,2,4-Trichlorobenzene	ug/kg	ND	627	702	112	10-155	
1,2,4-Trimethylbenzene	ug/kg	ND	627	715	114	24-154	
1,2-Dibromo-3-chloropropane	ug/kg	ND	627	525	84	33-158	
1,2-Dibromoethane (EDB)	ug/kg	ND	627	667	106	40-136	
1,2-Dichlorobenzene	ug/kg	ND	627	698	111	27-146	
1,2-Dichloroethane	ug/kg	ND	627	592	95	49-140	
1,2-Dichloropropane	ug/kg	ND	627	691	110	44-143	
1,3,5-Trimethylbenzene	ug/kg	ND	627	697	111	40-144	
1,3-Dichlorobenzene	ug/kg	ND	627	702	112	33-140	
1,3-Dichloropropane	ug/kg	ND	627	663	106	47-147	
1,4-Dichlorobenzene	ug/kg	ND	627	664	106	35-139	
2,2-Dichloropropane	ug/kg	ND	627	304	49	41-140	
2-Butanone (MEK)	ug/kg	ND	1250	869	69	10-181	
2-Chlorotoluene	ug/kg	ND	627	703	112	38-147	
2-Hexanone	ug/kg	ND	1250	585	47	18-169	
4-Chlorotoluene	ug/kg	ND	627	689	110	36-145	
4-Methyl-2-pentanone (MIBK)	ug/kg	ND	1250	1170	94	16-175	
Acetone	ug/kg	ND	1250	661	53	10-200	
Benzene	ug/kg	ND	627	675	108	46-136	

Results presented on this page are in the units indicated by the "Units" column except where an alternate unit is presented to the right of the result.

REPORT OF LABORATORY ANALYSIS

This report shall not be reproduced, except in full,
without the written consent of Pace Analytical Services, LLC.

Pace Analytical Services, LLC
9800 Kincey Ave. Suite 100
Huntersville, NC 28078
(704)875-9092

QUALITY CONTROL DATA

Project: Colonial Pipeline (9/5 SL)
Pace Project No.: 92494924

MATRIX SPIKE SAMPLE: 2997062

Parameter	Units	92494609016 Result	Spike Conc.	MS Result	MS % Rec	% Rec Limits	Qualifiers
Bromobenzene	ug/kg	ND	627	685	109	38-149	
Bromochloromethane	ug/kg	ND	627	645	103	44-142	
Bromodichloromethane	ug/kg	ND	627	690	110	41-140	v1
Bromoform	ug/kg	ND	627	627	100	34-145	
Bromomethane	ug/kg	ND	627	940	150	14-162	
Carbon tetrachloride	ug/kg	ND	627	818	131	44-141	v1
Chlorobenzene	ug/kg	ND	627	702	112	39-141	
Chloroethane	ug/kg	ND	627	425	68	10-182	
Chloroform	ug/kg	ND	627	624	100	45-140	
Chloromethane	ug/kg	ND	627	636	102	19-149	
cis-1,2-Dichloroethene	ug/kg	ND	627	638	102	38-150	
cis-1,3-Dichloropropene	ug/kg	ND	627	700	112	30-144	
Dibromochloromethane	ug/kg	ND	627	705	113	36-145	
Dibromomethane	ug/kg	ND	627	666	106	41-145	
Dichlorodifluoromethane	ug/kg	ND	627	822	131	16-146	
Diisopropyl ether	ug/kg	ND	627	569	91	41-143	
Ethylbenzene	ug/kg	ND	627	658	105	35-144	
Hexachloro-1,3-butadiene	ug/kg	ND	627	787	126	10-160	
Isopropylbenzene (Cumene)	ug/kg	ND	627	725	116	30-152	
m&p-Xylene	ug/kg	ND	1250	1370	110	33-145	
Methyl-tert-butyl ether	ug/kg	ND	627	653	104	49-140	
Methylene Chloride	ug/kg	ND	627	565	90	10-174	
n-Butylbenzene	ug/kg	ND	627	724	116	10-160	
n-Propylbenzene	ug/kg	ND	627	701	112	24-159	
Naphthalene	ug/kg	ND	627	511	82	10-171	
o-Xylene	ug/kg	ND	627	694	111	31-150	
p-Isopropyltoluene	ug/kg	ND	627	703	112	21-154	
sec-Butylbenzene	ug/kg	ND	627	742	119	19-159	
Styrene	ug/kg	ND	627	717	114	15-152	
tert-Butylbenzene	ug/kg	ND	627	687	110	31-141	
Tetrachloroethene	ug/kg	ND	627	793	127	19-141	v1
Toluene	ug/kg	ND	627	665	106	31-146	IK
trans-1,2-Dichloroethene	ug/kg	ND	627	683	109	28-157	
trans-1,3-Dichloropropene	ug/kg	ND	627	679	108	25-146	
Trichloroethene	ug/kg	ND	627	779	124	34-149	
Trichlorofluoromethane	ug/kg	ND	627	350	56	10-167	
Vinyl acetate	ug/kg	ND	1250	1110	88	10-200	
Vinyl chloride	ug/kg	ND	627	605	97	36-155	
Xylene (Total)	ug/kg	ND	1880	2070	110	29-148	
1,2-Dichloroethane-d4 (S)	%				101	70-132	
4-Bromofluorobenzene (S)	%				98	70-130	
Toluene-d8 (S)	%				99	70-130	

Results presented on this page are in the units indicated by the "Units" column except where an alternate unit is presented to the right of the result.

REPORT OF LABORATORY ANALYSIS

This report shall not be reproduced, except in full,
without the written consent of Pace Analytical Services, LLC.

Pace Analytical Services, LLC
9800 Kincey Ave. Suite 100
Huntersville, NC 28078
(704)875-9092

QUALITY CONTROL DATA

Project: Colonial Pipeline (9/5 SL)
Pace Project No.: 92494924

SAMPLE DUPLICATE: 2997061

Parameter	Units	92494609015 Result	Dup Result	RPD	Qualifiers
1,1,1,2-Tetrachloroethane	ug/kg	ND	ND		
1,1,1-Trichloroethane	ug/kg	ND	ND		
1,1,2,2-Tetrachloroethane	ug/kg	ND	ND		
1,1,2-Trichloroethane	ug/kg	ND	ND		
1,1-Dichloroethane	ug/kg	ND	ND		
1,1-Dichloroethene	ug/kg	ND	ND		
1,1-Dichloropropene	ug/kg	ND	ND		
1,2,3-Trichlorobenzene	ug/kg	ND	ND		
1,2,3-Trichloropropane	ug/kg	ND	ND		
1,2,4-Trichlorobenzene	ug/kg	ND	ND		
1,2,4-Trimethylbenzene	ug/kg	ND	ND		
1,2-Dibromo-3-chloropropane	ug/kg	ND	ND		
1,2-Dibromoethane (EDB)	ug/kg	ND	ND		
1,2-Dichlorobenzene	ug/kg	ND	ND		
1,2-Dichloroethane	ug/kg	ND	ND		
1,2-Dichloropropane	ug/kg	ND	ND		
1,3,5-Trimethylbenzene	ug/kg	ND	ND		
1,3-Dichlorobenzene	ug/kg	ND	ND		
1,3-Dichloropropane	ug/kg	ND	ND		
1,4-Dichlorobenzene	ug/kg	ND	ND		
2,2-Dichloropropane	ug/kg	ND	ND		
2-Butanone (MEK)	ug/kg	ND	ND		
2-Chlorotoluene	ug/kg	ND	ND		
2-Hexanone	ug/kg	ND	ND		
4-Chlorotoluene	ug/kg	ND	ND		
4-Methyl-2-pentanone (MIBK)	ug/kg	ND	ND		
Acetone	ug/kg	ND	ND		
Benzene	ug/kg	ND	ND		
Bromobenzene	ug/kg	ND	ND		
Bromochloromethane	ug/kg	ND	ND		
Bromodichloromethane	ug/kg	ND	ND		v1
Bromoform	ug/kg	ND	ND		
Bromomethane	ug/kg	ND	ND		
Carbon tetrachloride	ug/kg	ND	ND		v1
Chlorobenzene	ug/kg	ND	ND		
Chloroethane	ug/kg	ND	ND		
Chloroform	ug/kg	ND	ND		
Chloromethane	ug/kg	ND	ND		
cis-1,2-Dichloroethene	ug/kg	ND	ND		
cis-1,3-Dichloropropene	ug/kg	ND	ND		
Dibromochloromethane	ug/kg	ND	ND		
Dibromomethane	ug/kg	ND	ND		
Dichlorodifluoromethane	ug/kg	ND	ND		
Diisopropyl ether	ug/kg	ND	ND		
Ethylbenzene	ug/kg	ND	ND		
Hexachloro-1,3-butadiene	ug/kg	ND	ND		
Isopropylbenzene (Cumene)	ug/kg	ND	ND		

Results presented on this page are in the units indicated by the "Units" column except where an alternate unit is presented to the right of the result.

REPORT OF LABORATORY ANALYSIS

This report shall not be reproduced, except in full,
without the written consent of Pace Analytical Services, LLC.

Pace Analytical Services, LLC
9800 Kincey Ave. Suite 100
Huntersville, NC 28078
(704)875-9092

QUALITY CONTROL DATA

Project: Colonial Pipeline (9/5 SL)
Pace Project No.: 92494924

SAMPLE DUPLICATE: 2997061

Parameter	Units	92494609015 Result	Dup Result	RPD	Qualifiers
m&p-Xylene	ug/kg	ND	ND		
Methyl-tert-butyl ether	ug/kg	ND	ND		
Methylene Chloride	ug/kg	ND	ND		
n-Butylbenzene	ug/kg	ND	ND		
n-Propylbenzene	ug/kg	ND	ND		
Naphthalene	ug/kg	ND	ND		
o-Xylene	ug/kg	ND	ND		
p-Isopropyltoluene	ug/kg	ND	ND		
sec-Butylbenzene	ug/kg	ND	ND		
Styrene	ug/kg	ND	ND		
tert-Butylbenzene	ug/kg	ND	ND		
Tetrachloroethene	ug/kg	ND	ND		v1
Toluene	ug/kg	ND	ND		IK
trans-1,2-Dichloroethene	ug/kg	ND	ND		
trans-1,3-Dichloropropene	ug/kg	ND	ND		
Trichloroethene	ug/kg	ND	ND		
Trichlorofluoromethane	ug/kg	ND	ND		
Vinyl acetate	ug/kg	ND	ND		
Vinyl chloride	ug/kg	ND	ND		
Xylene (Total)	ug/kg	ND	ND		
1,2-Dichloroethane-d4 (S)	%	99	99		
4-Bromofluorobenzene (S)	%	104	103		
Toluene-d8 (S)	%	100	99		

Results presented on this page are in the units indicated by the "Units" column except where an alternate unit is presented to the right of the result.

REPORT OF LABORATORY ANALYSIS

This report shall not be reproduced, except in full,
without the written consent of Pace Analytical Services, LLC.

Pace Analytical Services, LLC
9800 Kincey Ave. Suite 100
Huntersville, NC 28078
(704)875-9092

QUALITY CONTROL DATA

Project: Colonial Pipeline (9/5 SL)
Pace Project No.: 92494924

QC Batch: 565562
QC Batch Method: EPA 8260D
Analysis Method: EPA 8260D
Analysis Description: 8260D MSV Low Level
Laboratory: Pace Analytical Services - Charlotte

Associated Lab Samples: 92494609023

METHOD BLANK: 2997256 Matrix: Water
Associated Lab Samples: 92494609023

Parameter	Units	Blank Result	Reporting Limit	Analyzed	Qualifiers
1,1,1,2-Tetrachloroethane	ug/L	ND	1.0	09/10/20 13:05	
1,1,1-Trichloroethane	ug/L	ND	1.0	09/10/20 13:05	
1,1,2,2-Tetrachloroethane	ug/L	ND	1.0	09/10/20 13:05	
1,1,2-Trichloroethane	ug/L	ND	1.0	09/10/20 13:05	
1,1-Dichloroethane	ug/L	ND	1.0	09/10/20 13:05	
1,1-Dichloroethene	ug/L	ND	1.0	09/10/20 13:05	
1,1-Dichloropropene	ug/L	ND	1.0	09/10/20 13:05	
1,2,3-Trichlorobenzene	ug/L	ND	1.0	09/10/20 13:05	
1,2,3-Trichloropropane	ug/L	ND	1.0	09/10/20 13:05	
1,2,4-Trichlorobenzene	ug/L	ND	1.0	09/10/20 13:05	
1,2-Dibromo-3-chloropropane	ug/L	ND	5.0	09/10/20 13:05	
1,2-Dibromoethane (EDB)	ug/L	ND	1.0	09/10/20 13:05	
1,2-Dichlorobenzene	ug/L	ND	1.0	09/10/20 13:05	
1,2-Dichloroethane	ug/L	ND	1.0	09/10/20 13:05	
1,2-Dichloropropane	ug/L	ND	1.0	09/10/20 13:05	
1,3-Dichlorobenzene	ug/L	ND	1.0	09/10/20 13:05	
1,3-Dichloropropane	ug/L	ND	1.0	09/10/20 13:05	
1,4-Dichlorobenzene	ug/L	ND	1.0	09/10/20 13:05	
2,2-Dichloropropane	ug/L	ND	1.0	09/10/20 13:05	
2-Butanone (MEK)	ug/L	ND	5.0	09/10/20 13:05	
2-Chlorotoluene	ug/L	ND	1.0	09/10/20 13:05	
2-Hexanone	ug/L	ND	5.0	09/10/20 13:05	
4-Chlorotoluene	ug/L	ND	1.0	09/10/20 13:05	
4-Methyl-2-pentanone (MIBK)	ug/L	ND	5.0	09/10/20 13:05	
Acetone	ug/L	ND	25.0	09/10/20 13:05	
Benzene	ug/L	ND	1.0	09/10/20 13:05	
Bromobenzene	ug/L	ND	1.0	09/10/20 13:05	
Bromochloromethane	ug/L	ND	1.0	09/10/20 13:05	
Bromodichloromethane	ug/L	ND	1.0	09/10/20 13:05	
Bromoform	ug/L	ND	1.0	09/10/20 13:05	
Bromomethane	ug/L	ND	2.0	09/10/20 13:05	v2
Carbon tetrachloride	ug/L	ND	1.0	09/10/20 13:05	
Chlorobenzene	ug/L	ND	1.0	09/10/20 13:05	
Chloroethane	ug/L	ND	1.0	09/10/20 13:05	IL
Chloroform	ug/L	ND	5.0	09/10/20 13:05	
Chloromethane	ug/L	ND	1.0	09/10/20 13:05	
cis-1,2-Dichloroethene	ug/L	ND	1.0	09/10/20 13:05	
cis-1,3-Dichloropropene	ug/L	ND	1.0	09/10/20 13:05	
Dibromochloromethane	ug/L	ND	1.0	09/10/20 13:05	
Dibromomethane	ug/L	ND	1.0	09/10/20 13:05	

Results presented on this page are in the units indicated by the "Units" column except where an alternate unit is presented to the right of the result.

REPORT OF LABORATORY ANALYSIS

This report shall not be reproduced, except in full,
without the written consent of Pace Analytical Services, LLC.

Pace Analytical Services, LLC
9800 Kincey Ave. Suite 100
Huntersville, NC 28078
(704)875-9092

QUALITY CONTROL DATA

Project: Colonial Pipeline (9/5 SL)
Pace Project No.: 92494924

METHOD BLANK: 2997256 Matrix: Water
Associated Lab Samples: 92494609023

Parameter	Units	Blank Result	Reporting Limit	Analyzed	Qualifiers
Dichlorodifluoromethane	ug/L	ND	1.0	09/10/20 13:05	
Diisopropyl ether	ug/L	ND	1.0	09/10/20 13:05	
Ethylbenzene	ug/L	ND	1.0	09/10/20 13:05	
Hexachloro-1,3-butadiene	ug/L	ND	1.0	09/10/20 13:05	
m&p-Xylene	ug/L	ND	2.0	09/10/20 13:05	
Methyl-tert-butyl ether	ug/L	ND	1.0	09/10/20 13:05	
Methylene Chloride	ug/L	ND	5.0	09/10/20 13:05	
Naphthalene	ug/L	ND	1.0	09/10/20 13:05	
o-Xylene	ug/L	ND	1.0	09/10/20 13:05	
p-Isopropyltoluene	ug/L	ND	1.0	09/10/20 13:05	
Styrene	ug/L	ND	1.0	09/10/20 13:05	
Tetrachloroethene	ug/L	ND	1.0	09/10/20 13:05	
Toluene	ug/L	ND	1.0	09/10/20 13:05	
trans-1,2-Dichloroethene	ug/L	ND	1.0	09/10/20 13:05	
trans-1,3-Dichloropropene	ug/L	ND	1.0	09/10/20 13:05	
Trichloroethene	ug/L	ND	1.0	09/10/20 13:05	
Trichlorofluoromethane	ug/L	ND	1.0	09/10/20 13:05	
Vinyl acetate	ug/L	ND	2.0	09/10/20 13:05	
Vinyl chloride	ug/L	ND	1.0	09/10/20 13:05	
Xylene (Total)	ug/L	ND	1.0	09/10/20 13:05	
1,2-Dichloroethane-d4 (S)	%	99	70-130	09/10/20 13:05	
4-Bromofluorobenzene (S)	%	98	70-130	09/10/20 13:05	
Toluene-d8 (S)	%	101	70-130	09/10/20 13:05	

LABORATORY CONTROL SAMPLE: 2997257

Parameter	Units	Spike Conc.	LCS Result	LCS % Rec	% Rec Limits	Qualifiers
1,1,1,2-Tetrachloroethane	ug/L	50	55.6	111	70-130	
1,1,1-Trichloroethane	ug/L	50	58.1	116	70-130	
1,1,2,2-Tetrachloroethane	ug/L	50	55.4	111	70-130	
1,1,2-Trichloroethane	ug/L	50	56.7	113	70-130	
1,1-Dichloroethane	ug/L	50	57.1	114	70-130	
1,1-Dichloroethene	ug/L	50	59.5	119	70-130	
1,1-Dichloropropene	ug/L	50	59.3	119	70-130	
1,2,3-Trichlorobenzene	ug/L	50	57.6	115	70-130	
1,2,3-Trichloropropane	ug/L	50	56.6	113	70-130	
1,2,4-Trichlorobenzene	ug/L	50	58.4	117	70-130	
1,2-Dibromo-3-chloropropane	ug/L	50	56.3	113	70-130	
1,2-Dibromoethane (EDB)	ug/L	50	57.9	116	70-130	
1,2-Dichlorobenzene	ug/L	50	55.7	111	70-130	
1,2-Dichloroethane	ug/L	50	54.1	108	70-130	
1,2-Dichloropropane	ug/L	50	57.8	116	70-130	
1,3-Dichlorobenzene	ug/L	50	56.1	112	70-130	
1,3-Dichloropropane	ug/L	50	57.1	114	70-131	

Results presented on this page are in the units indicated by the "Units" column except where an alternate unit is presented to the right of the result.

REPORT OF LABORATORY ANALYSIS

This report shall not be reproduced, except in full,
without the written consent of Pace Analytical Services, LLC.

Pace Analytical Services, LLC
9800 Kincey Ave. Suite 100
Huntersville, NC 28078
(704)875-9092

QUALITY CONTROL DATA

Project: Colonial Pipeline (9/5 SL)
Pace Project No.: 92494924

LABORATORY CONTROL SAMPLE: 2997257

Parameter	Units	Spike Conc.	LCS Result	LCS % Rec	% Rec Limits	Qualifiers
1,4-Dichlorobenzene	ug/L	50	56.0	112	70-130	
2,2-Dichloropropane	ug/L	50	59.5	119	69-130	
2-Butanone (MEK)	ug/L	100	113	113	64-135	
2-Chlorotoluene	ug/L	50	57.6	115	70-130	
2-Hexanone	ug/L	100	114	114	66-135	
4-Chlorotoluene	ug/L	50	56.0	112	70-130	
4-Methyl-2-pentanone (MIBK)	ug/L	100	107	107	70-130	
Acetone	ug/L	100	100	100	61-157	
Benzene	ug/L	50	57.4	115	70-130	
Bromobenzene	ug/L	50	55.8	112	70-130	
Bromochloromethane	ug/L	50	58.7	117	70-130	
Bromodichloromethane	ug/L	50	51.9	104	70-130	
Bromoform	ug/L	50	53.6	107	70-130	
Bromomethane	ug/L	50	38.6	77	38-130	v3
Carbon tetrachloride	ug/L	50	56.0	112	70-130	
Chlorobenzene	ug/L	50	55.0	110	70-130	
Chloroethane	ug/L	50	32.3	65	37-142	IL
Chloroform	ug/L	50	56.0	112	70-130	
Chloromethane	ug/L	50	48.8	98	48-130	
cis-1,2-Dichloroethene	ug/L	50	57.2	114	70-130	
cis-1,3-Dichloropropene	ug/L	50	60.5	121	70-130	
Dibromochloromethane	ug/L	50	56.0	112	70-130	
Dibromomethane	ug/L	50	56.8	114	70-130	
Dichlorodifluoromethane	ug/L	50	47.1	94	53-134	
Diisopropyl ether	ug/L	50	56.1	112	70-135	
Ethylbenzene	ug/L	50	55.2	110	70-130	
Hexachloro-1,3-butadiene	ug/L	50	56.2	112	68-132	
m&p-Xylene	ug/L	100	110	110	70-130	
Methyl-tert-butyl ether	ug/L	50	56.5	113	70-130	
Methylene Chloride	ug/L	50	53.2	106	67-132	
Naphthalene	ug/L	50	62.0	124	70-130	
o-Xylene	ug/L	50	54.6	109	70-131	
p-Isopropyltoluene	ug/L	50	54.9	110	70-130	
Styrene	ug/L	50	57.3	115	70-130	
Tetrachloroethene	ug/L	50	55.7	111	69-130	
Toluene	ug/L	50	55.2	110	70-130	
trans-1,2-Dichloroethene	ug/L	50	59.5	119	70-130	
trans-1,3-Dichloropropene	ug/L	50	58.1	116	70-130	
Trichloroethene	ug/L	50	58.5	117	70-130	
Trichlorofluoromethane	ug/L	50	51.7	103	63-130	
Vinyl acetate	ug/L	100	125	125	55-143	
Vinyl chloride	ug/L	50	48.8	98	70-131	
Xylene (Total)	ug/L	150	164	110	70-130	
1,2-Dichloroethane-d4 (S)	%			95	70-130	
4-Bromofluorobenzene (S)	%			99	70-130	
Toluene-d8 (S)	%			99	70-130	

Results presented on this page are in the units indicated by the "Units" column except where an alternate unit is presented to the right of the result.

REPORT OF LABORATORY ANALYSIS

This report shall not be reproduced, except in full,
without the written consent of Pace Analytical Services, LLC.

Pace Analytical Services, LLC
9800 Kincey Ave. Suite 100
Huntersville, NC 28078
(704)875-9092

QUALITY CONTROL DATA

Project: Colonial Pipeline (9/5 SL)
Pace Project No.: 92494924

MATRIX SPIKE & MATRIX SPIKE DUPLICATE: 2997258 2997259

Parameter	Units	92494043008 Result	MS Spike Conc.	MSD Spike Conc.	MS Result	MSD Result	MS % Rec	MSD % Rec	% Rec Limits	RPD	Qual
1,1,1,2-Tetrachloroethane	ug/L	ND	500	540	588	528	118	98	73-134	11	
1,1,1-Trichloroethane	ug/L	ND	500	540	643	587	129	109	82-143	9	
1,1,2,2-Tetrachloroethane	ug/L	ND	500	540	575	515	115	95	70-136	11	
1,1,2-Trichloroethane	ug/L	ND	500	540	595	538	119	100	70-135	10	
1,1-Dichloroethane	ug/L	ND	500	540	637	577	127	107	70-139	10	
1,1-Dichloroethene	ug/L	ND	500	540	663	602	133	111	70-154	10	
1,1-Dichloropropene	ug/L	ND	500	540	656	591	131	109	70-149	10	
1,2,3-Trichlorobenzene	ug/L	ND	500	540	603	543	121	101	70-135	10	
1,2,3-Trichloropropane	ug/L	ND	500	540	586	527	117	98	71-137	11	
1,2,4-Trichlorobenzene	ug/L	ND	500	540	603	552	121	102	73-140	9	
1,2-Dibromo-3-chloropropane	ug/L	ND	500	540	589	521	118	97	65-134	12	
1,2-Dibromoethane (EDB)	ug/L	ND	500	540	599	538	120	100	70-137	11	
1,2-Dichlorobenzene	ug/L	ND	500	540	605	546	121	101	70-133	10	
1,2-Dichloroethane	ug/L	ND	500	540	599	543	120	101	70-137	10	
1,2-Dichloropropane	ug/L	ND	500	540	628	566	126	105	70-140	10	
1,3-Dichlorobenzene	ug/L	ND	500	540	600	548	120	101	70-135	9	
1,3-Dichloropropane	ug/L	ND	500	540	609	549	122	102	70-143	11	
1,4-Dichlorobenzene	ug/L	ND	500	540	609	550	122	102	70-133	10	
2,2-Dichloropropane	ug/L	ND	500	540	636	583	127	108	61-148	9	
2-Butanone (MEK)	ug/L	ND	1000	1080	1150	1100	115	101	60-139	5	
2-Chlorotoluene	ug/L	ND	500	540	633	577	127	107	70-144	9	
2-Hexanone	ug/L	ND	1000	1080	1180	1020	118	94	65-138	15	
4-Chlorotoluene	ug/L	ND	500	540	608	552	122	102	70-137	10	
4-Methyl-2-pentanone (MIBK)	ug/L	ND	1000	1080	1120	987	112	91	65-135	13	
Acetone	ug/L	ND	1000	1080	1220	893	122	83	60-148	31	R1
Benzene	ug/L	375	500	540	1010	951	127	107	70-151	6	
Bromobenzene	ug/L	ND	500	540	610	557	122	103	70-136	9	
Bromochloromethane	ug/L	ND	500	540	661	605	132	112	70-141	9	
Bromodichloromethane	ug/L	ND	500	540	555	507	111	94	70-138	9	
Bromoform	ug/L	ND	500	540	540	485	108	90	63-130	11	
Bromomethane	ug/L	ND	500	540	593	544	119	101	15-152	9	v3
Carbon tetrachloride	ug/L	ND	500	540	631	575	126	106	70-143	9	
Chlorobenzene	ug/L	ND	500	540	608	553	122	102	70-138	10	
Chloroethane	ug/L	ND	500	540	618	577	124	107	52-163	7	IL
Chloroform	ug/L	ND	500	540	632	570	126	106	70-139	10	
Chloromethane	ug/L	ND	500	540	588	531	118	98	41-139	10	
cis-1,2-Dichloroethene	ug/L	ND	500	540	646	585	129	108	70-141	10	
cis-1,3-Dichloropropene	ug/L	ND	500	540	630	576	126	107	70-137	9	
Dibromochloromethane	ug/L	ND	500	540	579	521	116	97	70-134	10	
Dibromomethane	ug/L	ND	500	540	618	554	124	103	70-138	11	
Dichlorodifluoromethane	ug/L	ND	500	540	510	460	102	85	47-155	10	
Diisopropyl ether	ug/L	ND	500	540	613	549	121	101	63-144	11	
Ethylbenzene	ug/L	197	500	540	805	746	122	102	66-153	8	
Hexachloro-1,3-butadiene	ug/L	ND	500	540	587	519	117	96	65-149	12	
m&p-Xylene	ug/L	88.2	1000	1080	1290	1180	120	101	69-152	9	
Methyl-tert-butyl ether	ug/L	3680	500	540	6200	6030	505	434	54-156	3	E,M1

Results presented on this page are in the units indicated by the "Units" column except where an alternate unit is presented to the right of the result.

REPORT OF LABORATORY ANALYSIS

This report shall not be reproduced, except in full,
without the written consent of Pace Analytical Services, LLC.

Pace Analytical Services, LLC
9800 Kincey Ave. Suite 100
Huntersville, NC 28078
(704)875-9092

QUALITY CONTROL DATA

Project: Colonial Pipeline (9/5 SL)
Pace Project No.: 92494924

MATRIX SPIKE & MATRIX SPIKE DUPLICATE: 2997258 2997259

Parameter	Units	92494043008 Result	MS Spike Conc.	MSD Spike Conc.	MS Result	MSD Result	MS % Rec	MSD % Rec	% Rec Limits	RPD	Qual
Methylene Chloride	ug/L	ND	500	540	606	554	121	103	42-159	9	
Naphthalene	ug/L	132	500	540	810	741	135	113	61-148	9	
o-Xylene	ug/L	ND	500	540	603	550	121	102	70-148	9	
p-Isopropyltoluene	ug/L	ND	500	540	595	535	119	99	70-146	11	
Styrene	ug/L	ND	500	540	612	555	122	103	70-135	10	
Tetrachloroethene	ug/L	ND	500	540	609	551	122	102	59-143	10	
Toluene	ug/L	ND	500	540	619	562	122	102	59-148	10	
trans-1,2-Dichloroethene	ug/L	ND	500	540	656	607	131	112	70-146	8	
trans-1,3-Dichloropropene	ug/L	ND	500	540	605	544	121	101	70-135	11	
Trichloroethene	ug/L	ND	500	540	633	578	127	107	70-147	9	
Trichlorofluoromethane	ug/L	ND	500	540	581	528	116	98	70-148	10	
Vinyl acetate	ug/L	ND	1000	1080	1330	1180	133	109	49-151	12	
Vinyl chloride	ug/L	ND	500	540	543	494	109	91	70-156	9	
Xylene (Total)	ug/L	88.2	1500	1500	1890	1730	120	109	63-158	9	
1,2-Dichloroethane-d4 (S)	%						103	102	70-130		
4-Bromofluorobenzene (S)	%						98	98	70-130		
Toluene-d8 (S)	%						99	99	70-130		

Results presented on this page are in the units indicated by the "Units" column except where an alternate unit is presented to the right of the result.

REPORT OF LABORATORY ANALYSIS

This report shall not be reproduced, except in full,
without the written consent of Pace Analytical Services, LLC.

Pace Analytical Services, LLC
9800 Kincey Ave. Suite 100
Huntersville, NC 28078
(704)875-9092

QUALITY CONTROL DATA

Project: Colonial Pipeline (9/5 SL)
Pace Project No.: 92494924

QC Batch: 565382
QC Batch Method: ASTM D2974-87
Analysis Method: ASTM D2974-87
Analysis Description: Dry Weight/Percent Moisture
Laboratory: Pace Analytical Services - Charlotte

Associated Lab Samples: 92494609021, 92494609022

SAMPLE DUPLICATE: 2996589

Parameter	Units	92494609008 Result	Dup Result	RPD	Qualifiers
Percent Moisture	%	20.4	20.4	0	

SAMPLE DUPLICATE: 2996592

Parameter	Units	92494667004 Result	Dup Result	RPD	Qualifiers
Percent Moisture	%	22.4	20.0	11	

Results presented on this page are in the units indicated by the "Units" column except where an alternate unit is presented to the right of the result.

REPORT OF LABORATORY ANALYSIS

This report shall not be reproduced, except in full,
without the written consent of Pace Analytical Services, LLC.

Pace Analytical Services, LLC
9800 Kincey Ave. Suite 100
Huntersville, NC 28078
(704)875-9092

QUALITY CONTROL DATA

Project: Colonial Pipeline (9/5 SL)
Pace Project No.: 92494924

QC Batch: 1540796
QC Batch Method: SM 2540 G
Analysis Method: SM 2540G
Analysis Description: Total Solids 2540 G-2011
Laboratory: Pace National - Mt. Juliet
Associated Lab Samples: 92494609021, 92494609022

METHOD BLANK: R3569163-1 Matrix: Solid
Associated Lab Samples: 92494609021, 92494609022

Parameter	Units	Blank Result	Reporting Limit	Analyzed	Qualifiers
Total Solids	%	0.00200		09/10/20 19:16	

LABORATORY CONTROL SAMPLE: R3569163-2

Parameter	Units	Spike Conc.	LCS Result	LCS % Rec	% Rec Limits	Qualifiers
Total Solids	%	50.0	50.0	100	85.0-115	

SAMPLE DUPLICATE: R3569163-3

Parameter	Units	L1259565-05 Result	Dup Result	RPD	Qualifiers
Total Solids	%	88.5	89.0	0.576	

Results presented on this page are in the units indicated by the "Units" column except where an alternate unit is presented to the right of the result.

REPORT OF LABORATORY ANALYSIS

This report shall not be reproduced, except in full,
without the written consent of Pace Analytical Services, LLC.

Pace Analytical Services, LLC
9800 Kincey Ave. Suite 100
Huntersville, NC 28078
(704)875-9092

QUALIFIERS

Project: Colonial Pipeline (9/5 SL)
Pace Project No.: 92494924

DEFINITIONS

DF - Dilution Factor, if reported, represents the factor applied to the reported data due to dilution of the sample aliquot.

ND - Not Detected at or above adjusted reporting limit.

TNTC - Too Numerous To Count

J - Estimated concentration above the adjusted method detection limit and below the adjusted reporting limit.

MDL - Adjusted Method Detection Limit.

PQL - Practical Quantitation Limit.

RL - Reporting Limit - The lowest concentration value that meets project requirements for quantitative data with known precision and bias for a specific analyte in a specific matrix.

S - Surrogate

1,2-Diphenylhydrazine decomposes to and cannot be separated from Azobenzene using Method 8270. The result for each analyte is a combined concentration.

Consistent with EPA guidelines, unrounded data are displayed and have been used to calculate % recovery and RPD values.

LCS(D) - Laboratory Control Sample (Duplicate)

MS(D) - Matrix Spike (Duplicate)

DUP - Sample Duplicate

RPD - Relative Percent Difference

NC - Not Calculable.

SG - Silica Gel - Clean-Up

U - Indicates the compound was analyzed for, but not detected.

Acid preservation may not be appropriate for 2 Chloroethylvinyl ether.

A separate vial preserved to a pH of 4-5 is recommended in SW846 Chapter 4 for the analysis of Acrolein and Acrylonitrile by EPA Method 8260.

N-Nitrosodiphenylamine decomposes and cannot be separated from Diphenylamine using Method 8270. The result reported for each analyte is a combined concentration.

Pace Analytical is TNI accredited. Contact your Pace PM for the current list of accredited analytes.

TNI - The NELAC Institute.

ANALYTE QUALIFIERS

E	Analyte concentration exceeded the calibration range. The reported result is estimated.
IK	The recalculated concentration of the calibration standard(s) did not meet method acceptance criteria; this result should be considered an estimated value.
IL	This analyte exceeded secondary source verification criteria low for the initial calibration. The reported results should be considered an estimated value.
M1	Matrix spike recovery exceeded QC limits. Batch accepted based on laboratory control sample (LCS) recovery.
R1	RPD value was outside control limits.
v1	The continuing calibration verification was above the method acceptance limit. Any detection for the analyte in the associated samples may have a high bias.
v2	The continuing calibration verification was below the method acceptance limit. The analyte was not detected in the associated samples and the sensitivity of the instrument was verified with a reporting limit check standard.
v3	The continuing calibration verification was below the method acceptance limit. Any detection for the analyte in the associated samples may have low bias.

This report shall not be reproduced, except in full,
without the written consent of Pace Analytical Services, LLC.

Pace Analytical Services, LLC
9800 Kincey Ave. Suite 100
Huntersville, NC 28078
(704)875-9092

QUALITY CONTROL DATA CROSS REFERENCE TABLE

Project: Colonial Pipeline (9/5 SL)
Pace Project No.: 92494924

Lab ID	Sample ID	QC Batch Method	QC Batch	Analytical Method	Analytical Batch
92494609021	**BH-12 (17.5-20)**	MADEPV	1541046	MADEP VPH	1541046
92494609022	**BH-12 (22.5-25)**	MADEPV	1541046	MADEP VPH	1541046
92494609021	**BH-12 (17.5-20)**	EPA 5035A/5030B	565528	EPA 8260D	565550
92494609022	**BH-12 (22.5-25)**	EPA 5035A/5030B	565528	EPA 8260D	565550
92494609023	**TB-20200909-1**	EPA 8260D	565562		
92494609021	**BH-12 (17.5-20)**	ASTM D2974-87	565382		
92494609022	**BH-12 (22.5-25)**	ASTM D2974-87	565382		
92494609021	**BH-12 (17.5-20)**	SM 2540 G	1540796	SM 2540G	1540796
92494609022	**BH-12 (22.5-25)**	SM 2540 G	1540796	SM 2540G	1540796

This report shall not be reproduced, except in full,
without the written consent of Pace Analytical Services, LLC.

Pace Analytical	Document Name: Sample Condition Upon Receipt(SCUR)	Document Revised: February 7, 2018 Page 1 of 2
	Document No.: F-CAR-CS-033-Rev.06	Issuing Authority: Pace Carolinas Quality Office

Laboratory receiving samples:
Asheville ☐ Eden ☐ Greenwood ☐ Huntersville ☑ Raleigh ☐ Mechanicsville ☐

Sample Condition Upon Receipt

Client Name: AECOM

Project # WO#: 92494924

92494924

Courier: ☐ Commercial ☐ Fed Ex ☑ Pace ☐ UPS ☐ USPS ☐ Other:____ ☐ Client

Custody Seal Present? ☐ Yes ☑ No **Seals Intact?** ☐ Yes ☑ No

Date/Initials Person Examining Contents: JLS 9/9/20

Packing Material: ☐ Bubble Wrap ☐ Bubble Bags ☐ None ☑ Other

Biological Tissue Frozen? ☐ Yes ☐ No ☑ N/A

Thermometer: ☑ IR Gun ID: 92T061

Type of Ice: ☑ Wet ☐ Blue ☐ None

Cooler Temp (°C): 1.8 **Correction Factor:** Add/Subtract (°C) 0.0

Cooler Temp Corrected (°C): 1.8

Temp should be above freezing to 6°C
☐ Samples out of temp criteria. Samples on ice, cooling process has begun

USDA Regulated Soil (☑ N/A, water sample) BP

Did samples originate in a quarantine zone within the United States: CA, NY, or SC (check maps)? ☐ Yes ☑ No

Did samples originate from a foreign source (internationally, including Hawaii and Puerto Rico)? ☐ Yes ☑ No

				Comments/Discrepancy:
Chain of Custody Present?	☑ Yes	☐ No	☐ N/A	1.
Samples Arrived within Hold Time?	☑ Yes	☐ No	☐ N/A	2.
Short Hold Time Analysis (<72 hr.)?	☑ Yes	☐ No	☐ N/A	3.
Rush Turn Around Time Requested?	☑ Yes	☐ No	☐ N/A	4.
Sufficient Volume?	☑ Yes	☐ No	☐ N/A	5.
Correct Containers Used?	☑ Yes	☐ No	☐ N/A	6.
-Pace Containers Used?	☑ Yes	☐ No	☐ N/A	
Containers Intact?	☑ Yes	☐ No	☐ N/A	7.
Dissolved analysis: Samples Field Filtered?	☐ Yes	☑ No	☐ N/A	8.
Sample Labels Match COC?	☑ Yes	☐ No	☐ N/A	9.
-Includes Date/Time/ID/Analysis Matrix: SL				
Headspace in VOA Vials (>5-6mm)?	☐ Yes	☐ No	☑ N/A	10.
Trip Blank Present?	☐ Yes	☐ No	☑ N/A	11.
Trip Blank Custody Seals Present?	☐ Yes	☐ No	☑ N/A	

COMMENTS/SAMPLE DISCREPANCY

Field Data Required? ☐ Yes ☐ No

Lot ID of split containers:

CLIENT NOTIFICATION/RESOLUTION

Person contacted: _____ Date/Time: _____

Project Manager SCURF Review: NMG **Date:** 9/10/20

Project Manager SRF Review: NMG **Date:** 9/10/20

***Check mark top half of box if pH and/or dechlorination is verified and within the acceptance range for preservation samples.**

Exceptions: VOA, Coliform, TOC, Oil and Grease, DRO/8015 (water) DOC, LLHg

****Bottom half of box is to list number of bottle**

Project #

WO#: 92494924

PM: NMG Due Date: 09/14/20

CLIENT: 92-AECOM CHA

Item#	BP4U-125 mL Plastic Unpreserved (N/A) (Cl-)	BP3U-250 mL Plastic Unpreserved (N/A)	BP2U-500 mL Plastic Unpreserved (N/A)	BP1U-1 liter Plastic Unpreserved (N/A)	BP4S-125 mL Plastic H2SO4 (pH < 2) (Cl-)	BP3N-250 mL plastic HNO3 (pH < 2)	BP4Z-125 mL Plastic ZN Acetate & NaOH (>9)	BP4C-125 mL Plastic NaOH (pH > 12) (Cl-)	WGFU-Wide-mouthed Glass jar Unpreserved	AG1U-1 liter Amber Unpreserved (N/A) (Cl-)	AG1H-1 liter Amber HCl (pH < 2)	AG3U-250 mL Amber Unpreserved (N/A) (Cl-)	AG1S-1 liter Amber H2SO4 (pH < 2)	AG3S-250 mL Amber H2SO4 (pH < 2)	AG3A(DG3A)-250 mL Amber NH4Cl (N/A)(Cl-)	DG9H-40 mL VOA HCl (N/A)	VG9T-40 mL VOA Na2S2O3 (N/A)	VG9U-40 mL VOA Unp (N/A)	DG9P-40 mL VOA H3PO4 (N/A)	VOAK (6 vials per kit)-5035 kit (N/A)	V/GK (3 vials per kit)-VPH/Gas kit (N/A)	SP5T-125 mL Sterile Plastic (N/A – lab)	SP2T-250 mL Sterile Plastic (N/A – lab)		BP3A-250 mL Plastic (NH2)2SO4 (9.3-9.7)	AG0U-100 mL Amber Unpreserved vials (N/A)	VSGU-20 mL Scintillation vials (N/A)	DG9U-40 mL Amber Unpreserved vials (N/A)
1																					6							
2																					6							
3																2												
4																												
5																												
6																												
7																												
8																												
9																												
10																												
11																												
12																												

pH Adjustment Log for Preserved Samples

Sample ID	Type of Preservative	pH upon receipt	Date preservation adjusted	Time preservation adjusted	Amount of Preservative added	Lot #

Note: Whenever there is a discrepancy affecting North Carolina compliance samples, a copy of this form will be sent to the North Carolina DEHNR Certification Office (i.e. Out of hold, incorrect preservative, out of temp, incorrect containers.

Pace Analytical
WWW.PACELABS.COM

CHAIN-OF-CUSTODY / Analytical Request Document

The Chain-of-Custody is a LEGAL DOCUMENT. All relevant fields must be completed accurately.

Page : 1 Of 1

Section A — Required Client Information:

Company:	AECOM, Charlotte
Address:	6000 Fairview Road
	Suite 200, Charlotte, NC 28210
Email:	andrew.wreschnig@aecom.com
Phone:	(980)221-7831 Fax
Requested Due Date:	

Section B — Required Project Information:

Report To:	Wreschnig, Andrew
Copy To:	
Purchase Order #:	
Project Name:	Colonial Pipeline
Project #:	

Section C — Invoice Information:

Attention:	
Company Name:	
Address:	
Pace Quote:	
Pace Project Manager:	nicole.gasiorowski@pacelabs.com,
Pace Profile #:	12518

Regulatory Agency:

State / Location: NC

SAMPLE ID — One Character per box. (A-Z, 0-9 / , -) Sample Ids must be unique

MATRIX CODE: Drinking Water DW; Water WT; Waste Water WW; Product P; Soil/Solid SL; Oil OL; Wipe WP; Air AR; Other OT; Tissue TS

ITEM #	SAMPLE ID	MATRIX CODE (see valid codes to left)	SAMPLE TYPE (G=GRAB C=COMP)	COLLECTED START DATE	COLLECTED START TIME	COLLECTED END DATE	COLLECTED END TIME	SAMPLE TEMP AT COLLECTION	# OF CONTAINERS	Preservatives: Unpreserved	H2SO4	HNO3	HCl	NaOH	Na2S2O3	Methanol	Other	Analyses Test: Y/N	6200	VPH	6010 Lead	504.1 EDB	Trip BLANK	8260	Residual Chlorine (Y/N)	
1	BH-12(17.5-20)			9/5	1355				6	2						4								X			2494609 021
2	BH-12(22.5-25)			9/5	1400				6	2						4								X			022
3	TB-20200909-1			—	—								2			4							X				023
4																											
5																											
6																											
7																											
8																											
9																											
10																											
11																											
12																											

ADDITIONAL COMMENTS	RELINQUISHED BY / AFFILIATION	DATE	TIME	ACCEPTED BY / AFFILIATION	DATE	TIME	SAMPLE CONDITIONS: TEMP in C	Received on Ice (Y/N)	Custody Sealed Cooler (Y/N)	Samples Intact (Y/N)
Shared TB	AECOM	9/9/20	1400		9-9-20	1357				
		9-9-20	1417	PACE MVL	9-9-20	1417	1.8	Y	N	Y
							3.8			

SAMPLER NAME AND SIGNATURE

PRINT Name of SAMPLER: Andrew Wreschnig

SIGNATURE of SAMPLER:

DATE Signed: 9/9/2020

Pace Analytical Services, LLC
9800 Kincey Ave. Suite 100
Huntersville, NC 28078
(704)875-9092

September 14, 2020

Andrew Wreschnig
AECOM
6000 Fairview Road
Suite 200
Charlotte, NC 28210

RE: Project: Colonial Pipeline (9/8 SL)
Pace Project No.: 92494925

Dear Andrew Wreschnig:

Enclosed are the analytical results for sample(s) received by the laboratory on September 09, 2020. The results relate only to the samples included in this report. Results reported herein conform to the applicable TNI/NELAC Standards and the laboratory's Quality Manual, where applicable, unless otherwise noted in the body of the report.

The test results provided in this final report were generated by each of the following laboratories within the Pace Network:

- Pace National - Mt. Juliet
- Pace Analytical Services - Charlotte

If you have any questions concerning this report, please feel free to contact me.

Sincerely,

Nicole Gasiorowski
nicole.gasiorowski@pacelabs.com
(704)875-9092
Project Manager

Enclosures

cc: Jeff Morrison, Colonial Pipeline Company

This report shall not be reproduced, except in full,
without the written consent of Pace Analytical Services, LLC.

Pace Analytical Services, LLC
9800 Kincey Ave. Suite 100
Huntersville, NC 28078
(704)875-9092

CERTIFICATIONS

Project: Colonial Pipeline (9/8 SL)
Pace Project No.: 92494925

Pace Analytical Services National

12065 Lebanon Road, Mt. Juliet, TN 37122
Alabama Certification #: 40660
Alaska Certification 17-026
Arizona Certification #: AZ0612
Arkansas Certification #: 88-0469
California Certification #: 2932
Canada Certification #: 1461.01
Colorado Certification #: TN00003
Connecticut Certification #: PH-0197
DOD Certification: #1461.01
EPA# TN00003
Florida Certification #: E87487
Georgia DW Certification #: 923
Georgia Certification: NELAP
Idaho Certification #: TN00003
Illinois Certification #: 200008
Indiana Certification #: C-TN-01
Iowa Certification #: 364
Kansas Certification #: E-10277
Kentucky UST Certification #: 16
Kentucky Certification #: 90010
Louisiana Certification #: AI30792
Louisiana DW Certification #: LA180010
Maine Certification #: TN0002
Maryland Certification #: 324
Massachusetts Certification #: M-TN003
Michigan Certification #: 9958
Minnesota Certification #: 047-999-395
Mississippi Certification #: TN00003
Missouri Certification #: 340
Montana Certification #: CERT0086
Nebraska Certification #: NE-OS-15-05
Nevada Certification #: TN-03-2002-34
New Hampshire Certification #: 2975
New Jersey Certification #: TN002
New Mexico DW Certification
New York Certification #: 11742
North Carolina Aquatic Toxicity Certification #: 41
North Carolina Drinking Water Certification #: 21704
North Carolina Environmental Certificate #: 375
North Dakota Certification #: R-140
Ohio VAP Certification #: CL0069
Oklahoma Certification #: 9915
Oregon Certification #: TN200002
Pennsylvania Certification #: 68-02979
Rhode Island Certification #: LAO00356
South Carolina Certification #: 84004
South Dakota Certification
Tennessee DW/Chem/Micro Certification #: 2006
Texas Certification #: T 104704245-17-14
Texas Mold Certification #: LAB0152
USDA Soil Permit #: P330-15-00234
Utah Certification #: TN00003
Virginia Certification #: VT2006
Vermont Dept. of Health: ID# VT-2006
Virginia Certification #: 460132
Washington Certification #: C847
West Virginia Certification #: 233
Wisconsin Certification #: 9980939910
Wyoming UST Certification #: via A2LA 2926.01
A2LA-ISO 17025 Certification #: 1461.01
A2LA-ISO 17025 Certification #: 1461.02
AIHA-LAP/LLC EMLAP Certification #:100789

Pace Analytical Services Charlotte

9800 Kincey Ave. Ste 100, Huntersville, NC 28078
Louisiana/NELAP Certification # LA170028
North Carolina Drinking Water Certification #: 37706
North Carolina Field Services Certification #: 5342
North Carolina Wastewater Certification #: 12
South Carolina Certification #: 99006001
Florida/NELAP Certification #: E87627
Kentucky UST Certification #: 84
Virginia/VELAP Certification #: 460221

REPORT OF LABORATORY ANALYSIS

This report shall not be reproduced, except in full,
without the written consent of Pace Analytical Services, LLC.

Pace Analytical Services, LLC
9800 Kincey Ave. Suite 100
Huntersville, NC 28078
(704)875-9092

SAMPLE ANALYTE COUNT

Project: Colonial Pipeline (9/8 SL)
Pace Project No.: 92494925

Lab ID	Sample ID	Method	Analysts	Analytes Reported	Laboratory
92494609019	**BH-19 (25-27.5)**	MADEP VPH	BMB	6	PAN
		EPA 8260D	SAS	70	PASI-C
		ASTM D2974-87	KDF	1	PASI-C
		SM 2540G	MT	1	PAN
92494609020	**BH-19 (20-22.5)**	MADEP VPH	BMB	6	PAN
		EPA 8260D	SAS	70	PASI-C
		ASTM D2974-87	KDF	1	PASI-C
		SM 2540G	MT	1	PAN
92494609024	**TB-20200909-2**	EPA 8260D	BSH	63	PASI-C

PAN = Pace National - Mt. Juliet
PASI-C = Pace Analytical Services - Charlotte

This report shall not be reproduced, except in full,
without the written consent of Pace Analytical Services, LLC.

Pace Analytical Services, LLC
9800 Kincey Ave. Suite 100
Huntersville, NC 28078
(704)875-9092

ANALYTICAL RESULTS

Project: Colonial Pipeline (9/8 SL)
Pace Project No.: 92494925

Sample: BH-19 (25-27.5) **Lab ID: 92494609019** Collected: 09/08/20 16:05 Received: 09/09/20 13:57 Matrix: Solid

Results reported on a "dry weight" basis and are adjusted for percent moisture, sample size and any dilutions.

Parameters	Results	Units	Report Limit	DF	Prepared	Analyzed	CAS No.	Qual
MADEPV	Analytical Method: MADEP VPH Preparation Method: MADEPV Pace National - Mt. Juliet							
Aliphatic (C05-C08)	ND	mg/kg	7.44	1	09/08/20 16:05	09/11/20 11:30		
Aliphatic (C09-C12)	ND	mg/kg	7.44	1	09/08/20 16:05	09/11/20 11:30		
Aromatic (C09-C10),Unadjusted	ND	mg/kg	7.44	1	09/08/20 16:05	09/11/20 11:30	TPHC9C10A	
Total VPH	ND	mg/kg	7.44	1	09/08/20 16:05	09/11/20 11:30	VPH	
Surrogates								
2,5-Dibromotoluene (FID)	96.7	%	70.0-130	1	09/08/20 16:05	09/11/20 11:30	615-59-8FID	
2,5-Dibromotoluene (PID)	92.5	%	70.0-130	1	09/08/20 16:05	09/11/20 11:30	615-59-8PID	
8260D/5035A/5030B Volatiles	Analytical Method: EPA 8260D Preparation Method: EPA 5035A/5030B Pace Analytical Services - Charlotte							
Acetone	ND	ug/kg	142	1	09/10/20 09:55	09/10/20 12:36	67-64-1	
Benzene	ND	ug/kg	7.1	1	09/10/20 09:55	09/10/20 12:36	71-43-2	
Bromobenzene	ND	ug/kg	7.1	1	09/10/20 09:55	09/10/20 12:36	108-86-1	
Bromochloromethane	ND	ug/kg	7.1	1	09/10/20 09:55	09/10/20 12:36	74-97-5	
Bromodichloromethane	ND	ug/kg	7.1	1	09/10/20 09:55	09/10/20 12:36	75-27-4	v1
Bromoform	ND	ug/kg	7.1	1	09/10/20 09:55	09/10/20 12:36	75-25-2	
Bromomethane	ND	ug/kg	14.2	1	09/10/20 09:55	09/10/20 12:36	74-83-9	
2-Butanone (MEK)	ND	ug/kg	142	1	09/10/20 09:55	09/10/20 12:36	78-93-3	
n-Butylbenzene	ND	ug/kg	7.1	1	09/10/20 09:55	09/10/20 12:36	104-51-8	
sec-Butylbenzene	ND	ug/kg	7.1	1	09/10/20 09:55	09/10/20 12:36	135-98-8	
tert-Butylbenzene	ND	ug/kg	7.1	1	09/10/20 09:55	09/10/20 12:36	98-06-6	
Carbon tetrachloride	ND	ug/kg	7.1	1	09/10/20 09:55	09/10/20 12:36	56-23-5	v1
Chlorobenzene	ND	ug/kg	7.1	1	09/10/20 09:55	09/10/20 12:36	108-90-7	
Chloroethane	ND	ug/kg	14.2	1	09/10/20 09:55	09/10/20 12:36	75-00-3	
Chloroform	ND	ug/kg	7.1	1	09/10/20 09:55	09/10/20 12:36	67-66-3	
Chloromethane	ND	ug/kg	14.2	1	09/10/20 09:55	09/10/20 12:36	74-87-3	
2-Chlorotoluene	ND	ug/kg	7.1	1	09/10/20 09:55	09/10/20 12:36	95-49-8	
4-Chlorotoluene	ND	ug/kg	7.1	1	09/10/20 09:55	09/10/20 12:36	106-43-4	
1,2-Dibromo-3-chloropropane	ND	ug/kg	7.1	1	09/10/20 09:55	09/10/20 12:36	96-12-8	
Dibromochloromethane	ND	ug/kg	7.1	1	09/10/20 09:55	09/10/20 12:36	124-48-1	
1,2-Dibromoethane (EDB)	ND	ug/kg	7.1	1	09/10/20 09:55	09/10/20 12:36	106-93-4	
Dibromomethane	ND	ug/kg	7.1	1	09/10/20 09:55	09/10/20 12:36	74-95-3	
1,2-Dichlorobenzene	ND	ug/kg	7.1	1	09/10/20 09:55	09/10/20 12:36	95-50-1	
1,3-Dichlorobenzene	ND	ug/kg	7.1	1	09/10/20 09:55	09/10/20 12:36	541-73-1	
1,4-Dichlorobenzene	ND	ug/kg	7.1	1	09/10/20 09:55	09/10/20 12:36	106-46-7	
Dichlorodifluoromethane	ND	ug/kg	14.2	1	09/10/20 09:55	09/10/20 12:36	75-71-8	
1,1-Dichloroethane	ND	ug/kg	7.1	1	09/10/20 09:55	09/10/20 12:36	75-34-3	
1,2-Dichloroethane	ND	ug/kg	7.1	1	09/10/20 09:55	09/10/20 12:36	107-06-2	
1,1-Dichloroethene	ND	ug/kg	7.1	1	09/10/20 09:55	09/10/20 12:36	75-35-4	
cis-1,2-Dichloroethene	ND	ug/kg	7.1	1	09/10/20 09:55	09/10/20 12:36	156-59-2	
trans-1,2-Dichloroethene	ND	ug/kg	7.1	1	09/10/20 09:55	09/10/20 12:36	156-60-5	
1,2-Dichloropropane	ND	ug/kg	7.1	1	09/10/20 09:55	09/10/20 12:36	78-87-5	
1,3-Dichloropropane	ND	ug/kg	7.1	1	09/10/20 09:55	09/10/20 12:36	142-28-9	
2,2-Dichloropropane	ND	ug/kg	7.1	1	09/10/20 09:55	09/10/20 12:36	594-20-7	
1,1-Dichloropropene	ND	ug/kg	7.1	1	09/10/20 09:55	09/10/20 12:36	563-58-6	

REPORT OF LABORATORY ANALYSIS

This report shall not be reproduced, except in full,
without the written consent of Pace Analytical Services, LLC.

Pace Analytical Services, LLC
9800 Kincey Ave. Suite 100
Huntersville, NC 28078
(704)875-9092

ANALYTICAL RESULTS

Project: Colonial Pipeline (9/8 SL)
Pace Project No.: 92494925

Sample: BH-19 (25-27.5) **Lab ID: 92494609019** Collected: 09/08/20 16:05 Received: 09/09/20 13:57 Matrix: Solid

Results reported on a "dry weight" basis and are adjusted for percent moisture, sample size and any dilutions.

Parameters	Results	Units	Report Limit	DF	Prepared	Analyzed	CAS No.	Qual
8260D/5035A/5030B Volatiles	Analytical Method: EPA 8260D Preparation Method: EPA 5035A/5030B Pace Analytical Services - Charlotte							
cis-1,3-Dichloropropene	ND	ug/kg	7.1	1	09/10/20 09:55	09/10/20 12:36	10061-01-5	
trans-1,3-Dichloropropene	ND	ug/kg	7.1	1	09/10/20 09:55	09/10/20 12:36	10061-02-6	
Diisopropyl ether	ND	ug/kg	7.1	1	09/10/20 09:55	09/10/20 12:36	108-20-3	
Ethylbenzene	ND	ug/kg	7.1	1	09/10/20 09:55	09/10/20 12:36	100-41-4	
Hexachloro-1,3-butadiene	ND	ug/kg	7.1	1	09/10/20 09:55	09/10/20 12:36	87-68-3	
2-Hexanone	ND	ug/kg	71.0	1	09/10/20 09:55	09/10/20 12:36	591-78-6	
Isopropylbenzene (Cumene)	ND	ug/kg	7.1	1	09/10/20 09:55	09/10/20 12:36	98-82-8	
p-Isopropyltoluene	ND	ug/kg	7.1	1	09/10/20 09:55	09/10/20 12:36	99-87-6	
Methylene Chloride	ND	ug/kg	28.4	1	09/10/20 09:55	09/10/20 12:36	75-09-2	
4-Methyl-2-pentanone (MIBK)	ND	ug/kg	71.0	1	09/10/20 09:55	09/10/20 12:36	108-10-1	
Methyl-tert-butyl ether	ND	ug/kg	7.1	1	09/10/20 09:55	09/10/20 12:36	1634-04-4	
Naphthalene	ND	ug/kg	7.1	1	09/10/20 09:55	09/10/20 12:36	91-20-3	
n-Propylbenzene	ND	ug/kg	7.1	1	09/10/20 09:55	09/10/20 12:36	103-65-1	
Styrene	ND	ug/kg	7.1	1	09/10/20 09:55	09/10/20 12:36	100-42-5	
1,1,1,2-Tetrachloroethane	ND	ug/kg	7.1	1	09/10/20 09:55	09/10/20 12:36	630-20-6	
1,1,2,2-Tetrachloroethane	ND	ug/kg	7.1	1	09/10/20 09:55	09/10/20 12:36	79-34-5	
Tetrachloroethene	ND	ug/kg	7.1	1	09/10/20 09:55	09/10/20 12:36	127-18-4	v1
Toluene	ND	ug/kg	7.1	1	09/10/20 09:55	09/10/20 12:36	108-88-3	IK
1,2,3-Trichlorobenzene	ND	ug/kg	7.1	1	09/10/20 09:55	09/10/20 12:36	87-61-6	
1,2,4-Trichlorobenzene	ND	ug/kg	7.1	1	09/10/20 09:55	09/10/20 12:36	120-82-1	
1,1,1-Trichloroethane	ND	ug/kg	7.1	1	09/10/20 09:55	09/10/20 12:36	71-55-6	
1,1,2-Trichloroethane	ND	ug/kg	7.1	1	09/10/20 09:55	09/10/20 12:36	79-00-5	
Trichloroethene	ND	ug/kg	7.1	1	09/10/20 09:55	09/10/20 12:36	79-01-6	
Trichlorofluoromethane	ND	ug/kg	7.1	1	09/10/20 09:55	09/10/20 12:36	75-69-4	
1,2,3-Trichloropropane	ND	ug/kg	7.1	1	09/10/20 09:55	09/10/20 12:36	96-18-4	
1,2,4-Trimethylbenzene	ND	ug/kg	7.1	1	09/10/20 09:55	09/10/20 12:36	95-63-6	
1,3,5-Trimethylbenzene	ND	ug/kg	7.1	1	09/10/20 09:55	09/10/20 12:36	108-67-8	
Vinyl acetate	ND	ug/kg	71.0	1	09/10/20 09:55	09/10/20 12:36	108-05-4	
Vinyl chloride	ND	ug/kg	14.2	1	09/10/20 09:55	09/10/20 12:36	75-01-4	
Xylene (Total)	ND	ug/kg	14.2	1	09/10/20 09:55	09/10/20 12:36	1330-20-7	
m&p-Xylene	ND	ug/kg	14.2	1	09/10/20 09:55	09/10/20 12:36	179601-23-1	
o-Xylene	ND	ug/kg	7.1	1	09/10/20 09:55	09/10/20 12:36	95-47-6	
Surrogates								
Toluene-d8 (S)	98	%	70-130	1	09/10/20 09:55	09/10/20 12:36	2037-26-5	
4-Bromofluorobenzene (S)	103	%	70-130	1	09/10/20 09:55	09/10/20 12:36	460-00-4	
1,2-Dichloroethane-d4 (S)	100	%	70-132	1	09/10/20 09:55	09/10/20 12:36	17060-07-0	
Percent Moisture	Analytical Method: ASTM D2974-87 Pace Analytical Services - Charlotte							
Percent Moisture	**20.2**	%	0.10	1		09/09/20 17:30		
Total Solids 2540 G-2011	Analytical Method: SM 2540G Preparation Method: SM 2540 G Pace National - Mt. Juliet							
Total Solids	**80.5**	%		1	09/10/20 13:59	09/10/20 14:08		

REPORT OF LABORATORY ANALYSIS

This report shall not be reproduced, except in full,
without the written consent of Pace Analytical Services, LLC.

Pace Analytical Services, LLC
9800 Kincey Ave. Suite 100
Huntersville, NC 28078
(704)875-9092

ANALYTICAL RESULTS

Project: Colonial Pipeline (9/8 SL)
Pace Project No.: 92494925

Sample: BH-19 (20-22.5) **Lab ID: 92494609020** Collected: 09/08/20 16:00 Received: 09/09/20 13:57 Matrix: Solid

Results reported on a "dry weight" basis and are adjusted for percent moisture, sample size and any dilutions.

Parameters	Results	Units	Report Limit	DF	Prepared	Analyzed	CAS No.	Qual
MADEPV	Analytical Method: MADEP VPH Preparation Method: MADEPV Pace National - Mt. Juliet							
Aliphatic (C05-C08)	ND	mg/kg	8.12	1.1	09/08/20 16:00	09/11/20 12:03		
Aliphatic (C09-C12)	ND	mg/kg	8.12	1.1	09/08/20 16:00	09/11/20 12:03		
Aromatic (C09-C10),Unadjusted	ND	mg/kg	8.12	1.1	09/08/20 16:00	09/11/20 12:03	TPHC9C10A	
Total VPH	ND	mg/kg	8.12	1.1	09/08/20 16:00	09/11/20 12:03	VPH	
Surrogates								
2,5-Dibromotoluene (FID)	94.7	%	70.0-130	1.1	09/08/20 16:00	09/11/20 12:03	615-59-8FID	
2,5-Dibromotoluene (PID)	89.9	%	70.0-130	1.1	09/08/20 16:00	09/11/20 12:03	615-59-8PID	
8260D/5035A/5030B Volatiles	Analytical Method: EPA 8260D Preparation Method: EPA 5035A/5030B Pace Analytical Services - Charlotte							
Acetone	ND	ug/kg	134	1	09/10/20 09:55	09/10/20 12:54	67-64-1	
Benzene	ND	ug/kg	6.7	1	09/10/20 09:55	09/10/20 12:54	71-43-2	
Bromobenzene	ND	ug/kg	6.7	1	09/10/20 09:55	09/10/20 12:54	108-86-1	
Bromochloromethane	ND	ug/kg	6.7	1	09/10/20 09:55	09/10/20 12:54	74-97-5	
Bromodichloromethane	ND	ug/kg	6.7	1	09/10/20 09:55	09/10/20 12:54	75-27-4	v1
Bromoform	ND	ug/kg	6.7	1	09/10/20 09:55	09/10/20 12:54	75-25-2	
Bromomethane	ND	ug/kg	13.4	1	09/10/20 09:55	09/10/20 12:54	74-83-9	
2-Butanone (MEK)	ND	ug/kg	134	1	09/10/20 09:55	09/10/20 12:54	78-93-3	
n-Butylbenzene	ND	ug/kg	6.7	1	09/10/20 09:55	09/10/20 12:54	104-51-8	
sec-Butylbenzene	ND	ug/kg	6.7	1	09/10/20 09:55	09/10/20 12:54	135-98-8	
tert-Butylbenzene	ND	ug/kg	6.7	1	09/10/20 09:55	09/10/20 12:54	98-06-6	
Carbon tetrachloride	ND	ug/kg	6.7	1	09/10/20 09:55	09/10/20 12:54	56-23-5	v1
Chlorobenzene	ND	ug/kg	6.7	1	09/10/20 09:55	09/10/20 12:54	108-90-7	
Chloroethane	ND	ug/kg	13.4	1	09/10/20 09:55	09/10/20 12:54	75-00-3	
Chloroform	ND	ug/kg	6.7	1	09/10/20 09:55	09/10/20 12:54	67-66-3	
Chloromethane	ND	ug/kg	13.4	1	09/10/20 09:55	09/10/20 12:54	74-87-3	
2-Chlorotoluene	ND	ug/kg	6.7	1	09/10/20 09:55	09/10/20 12:54	95-49-8	
4-Chlorotoluene	ND	ug/kg	6.7	1	09/10/20 09:55	09/10/20 12:54	106-43-4	
1,2-Dibromo-3-chloropropane	ND	ug/kg	6.7	1	09/10/20 09:55	09/10/20 12:54	96-12-8	
Dibromochloromethane	ND	ug/kg	6.7	1	09/10/20 09:55	09/10/20 12:54	124-48-1	
1,2-Dibromoethane (EDB)	ND	ug/kg	6.7	1	09/10/20 09:55	09/10/20 12:54	106-93-4	
Dibromomethane	ND	ug/kg	6.7	1	09/10/20 09:55	09/10/20 12:54	74-95-3	
1,2-Dichlorobenzene	ND	ug/kg	6.7	1	09/10/20 09:55	09/10/20 12:54	95-50-1	
1,3-Dichlorobenzene	ND	ug/kg	6.7	1	09/10/20 09:55	09/10/20 12:54	541-73-1	
1,4-Dichlorobenzene	ND	ug/kg	6.7	1	09/10/20 09:55	09/10/20 12:54	106-46-7	
Dichlorodifluoromethane	ND	ug/kg	13.4	1	09/10/20 09:55	09/10/20 12:54	75-71-8	
1,1-Dichloroethane	ND	ug/kg	6.7	1	09/10/20 09:55	09/10/20 12:54	75-34-3	
1,2-Dichloroethane	ND	ug/kg	6.7	1	09/10/20 09:55	09/10/20 12:54	107-06-2	
1,1-Dichloroethene	ND	ug/kg	6.7	1	09/10/20 09:55	09/10/20 12:54	75-35-4	
cis-1,2-Dichloroethene	ND	ug/kg	6.7	1	09/10/20 09:55	09/10/20 12:54	156-59-2	
trans-1,2-Dichloroethene	ND	ug/kg	6.7	1	09/10/20 09:55	09/10/20 12:54	156-60-5	
1,2-Dichloropropane	ND	ug/kg	6.7	1	09/10/20 09:55	09/10/20 12:54	78-87-5	
1,3-Dichloropropane	ND	ug/kg	6.7	1	09/10/20 09:55	09/10/20 12:54	142-28-9	
2,2-Dichloropropane	ND	ug/kg	6.7	1	09/10/20 09:55	09/10/20 12:54	594-20-7	
1,1-Dichloropropene	ND	ug/kg	6.7	1	09/10/20 09:55	09/10/20 12:54	563-58-6	

REPORT OF LABORATORY ANALYSIS

This report shall not be reproduced, except in full,
without the written consent of Pace Analytical Services, LLC.

Pace Analytical Services, LLC
9800 Kincey Ave. Suite 100
Huntersville, NC 28078
(704)875-9092

ANALYTICAL RESULTS

Project: Colonial Pipeline (9/8 SL)
Pace Project No.: 92494925

Sample: BH-19 (20-22.5) **Lab ID: 92494609020** Collected: 09/08/20 16:00 Received: 09/09/20 13:57 Matrix: Solid

Results reported on a "dry weight" basis and are adjusted for percent moisture, sample size and any dilutions.

Parameters	Results	Units	Report Limit	DF	Prepared	Analyzed	CAS No.	Qual
8260D/5035A/5030B Volatiles	Analytical Method: EPA 8260D Preparation Method: EPA 5035A/5030B Pace Analytical Services - Charlotte							
cis-1,3-Dichloropropene	ND	ug/kg	6.7	1	09/10/20 09:55	09/10/20 12:54	10061-01-5	
trans-1,3-Dichloropropene	ND	ug/kg	6.7	1	09/10/20 09:55	09/10/20 12:54	10061-02-6	
Diisopropyl ether	ND	ug/kg	6.7	1	09/10/20 09:55	09/10/20 12:54	108-20-3	
Ethylbenzene	ND	ug/kg	6.7	1	09/10/20 09:55	09/10/20 12:54	100-41-4	
Hexachloro-1,3-butadiene	ND	ug/kg	6.7	1	09/10/20 09:55	09/10/20 12:54	87-68-3	
2-Hexanone	ND	ug/kg	66.8	1	09/10/20 09:55	09/10/20 12:54	591-78-6	
Isopropylbenzene (Cumene)	ND	ug/kg	6.7	1	09/10/20 09:55	09/10/20 12:54	98-82-8	
p-Isopropyltoluene	ND	ug/kg	6.7	1	09/10/20 09:55	09/10/20 12:54	99-87-6	
Methylene Chloride	ND	ug/kg	26.7	1	09/10/20 09:55	09/10/20 12:54	75-09-2	
4-Methyl-2-pentanone (MIBK)	ND	ug/kg	66.8	1	09/10/20 09:55	09/10/20 12:54	108-10-1	
Methyl-tert-butyl ether	ND	ug/kg	6.7	1	09/10/20 09:55	09/10/20 12:54	1634-04-4	
Naphthalene	ND	ug/kg	6.7	1	09/10/20 09:55	09/10/20 12:54	91-20-3	
n-Propylbenzene	ND	ug/kg	6.7	1	09/10/20 09:55	09/10/20 12:54	103-65-1	
Styrene	ND	ug/kg	6.7	1	09/10/20 09:55	09/10/20 12:54	100-42-5	
1,1,1,2-Tetrachloroethane	ND	ug/kg	6.7	1	09/10/20 09:55	09/10/20 12:54	630-20-6	
1,1,2,2-Tetrachloroethane	ND	ug/kg	6.7	1	09/10/20 09:55	09/10/20 12:54	79-34-5	
Tetrachloroethene	ND	ug/kg	6.7	1	09/10/20 09:55	09/10/20 12:54	127-18-4	v1
Toluene	ND	ug/kg	6.7	1	09/10/20 09:55	09/10/20 12:54	108-88-3	IK
1,2,3-Trichlorobenzene	ND	ug/kg	6.7	1	09/10/20 09:55	09/10/20 12:54	87-61-6	
1,2,4-Trichlorobenzene	ND	ug/kg	6.7	1	09/10/20 09:55	09/10/20 12:54	120-82-1	
1,1,1-Trichloroethane	ND	ug/kg	6.7	1	09/10/20 09:55	09/10/20 12:54	71-55-6	
1,1,2-Trichloroethane	ND	ug/kg	6.7	1	09/10/20 09:55	09/10/20 12:54	79-00-5	
Trichloroethene	ND	ug/kg	6.7	1	09/10/20 09:55	09/10/20 12:54	79-01-6	
Trichlorofluoromethane	ND	ug/kg	6.7	1	09/10/20 09:55	09/10/20 12:54	75-69-4	
1,2,3-Trichloropropane	ND	ug/kg	6.7	1	09/10/20 09:55	09/10/20 12:54	96-18-4	
1,2,4-Trimethylbenzene	ND	ug/kg	6.7	1	09/10/20 09:55	09/10/20 12:54	95-63-6	
1,3,5-Trimethylbenzene	ND	ug/kg	6.7	1	09/10/20 09:55	09/10/20 12:54	108-67-8	
Vinyl acetate	ND	ug/kg	66.8	1	09/10/20 09:55	09/10/20 12:54	108-05-4	
Vinyl chloride	ND	ug/kg	13.4	1	09/10/20 09:55	09/10/20 12:54	75-01-4	
Xylene (Total)	ND	ug/kg	13.4	1	09/10/20 09:55	09/10/20 12:54	1330-20-7	
m&p-Xylene	ND	ug/kg	13.4	1	09/10/20 09:55	09/10/20 12:54	179601-23-1	
o-Xylene	ND	ug/kg	6.7	1	09/10/20 09:55	09/10/20 12:54	95-47-6	
Surrogates								
Toluene-d8 (S)	98	%	70-130	1	09/10/20 09:55	09/10/20 12:54	2037-26-5	
4-Bromofluorobenzene (S)	104	%	70-130	1	09/10/20 09:55	09/10/20 12:54	460-00-4	
1,2-Dichloroethane-d4 (S)	100	%	70-132	1	09/10/20 09:55	09/10/20 12:54	17060-07-0	
Percent Moisture	Analytical Method: ASTM D2974-87 Pace Analytical Services - Charlotte							
Percent Moisture	**20.8**	%	0.10	1		09/09/20 17:30		
Total Solids 2540 G-2011	Analytical Method: SM 2540G Preparation Method: SM 2540 G Pace National - Mt. Juliet							
Total Solids	**80.0**	%		1	09/10/20 13:59	09/10/20 14:08		

REPORT OF LABORATORY ANALYSIS

This report shall not be reproduced, except in full,
without the written consent of Pace Analytical Services, LLC.

Pace Analytical Services, LLC
9800 Kincey Ave. Suite 100
Huntersville, NC 28078
(704)875-9092

ANALYTICAL RESULTS

Project: Colonial Pipeline (9/8 SL)
Pace Project No.: 92494925

Sample: TB-20200909-2 **Lab ID: 92494609024** Collected: 09/09/20 00:00 Received: 09/09/20 13:57 Matrix: Water

Parameters	Results	Units	Report Limit	DF	Prepared	Analyzed	CAS No.	Qual
8260D MSV Low Level	Analytical Method: EPA 8260D Pace Analytical Services - Charlotte							
Acetone	ND	ug/L	25.0	1		09/10/20 13:41	67-64-1	
Benzene	ND	ug/L	1.0	1		09/10/20 13:41	71-43-2	
Bromobenzene	ND	ug/L	1.0	1		09/10/20 13:41	108-86-1	
Bromochloromethane	ND	ug/L	1.0	1		09/10/20 13:41	74-97-5	
Bromodichloromethane	ND	ug/L	1.0	1		09/10/20 13:41	75-27-4	
Bromoform	ND	ug/L	1.0	1		09/10/20 13:41	75-25-2	
Bromomethane	ND	ug/L	2.0	1		09/10/20 13:41	74-83-9	v2
2-Butanone (MEK)	ND	ug/L	5.0	1		09/10/20 13:41	78-93-3	
Carbon tetrachloride	ND	ug/L	1.0	1		09/10/20 13:41	56-23-5	
Chlorobenzene	ND	ug/L	1.0	1		09/10/20 13:41	108-90-7	
Chloroethane	ND	ug/L	1.0	1		09/10/20 13:41	75-00-3	IL
Chloroform	ND	ug/L	5.0	1		09/10/20 13:41	67-66-3	
Chloromethane	ND	ug/L	1.0	1		09/10/20 13:41	74-87-3	
2-Chlorotoluene	ND	ug/L	1.0	1		09/10/20 13:41	95-49-8	
4-Chlorotoluene	ND	ug/L	1.0	1		09/10/20 13:41	106-43-4	
1,2-Dibromo-3-chloropropane	ND	ug/L	5.0	1		09/10/20 13:41	96-12-8	
Dibromochloromethane	ND	ug/L	1.0	1		09/10/20 13:41	124-48-1	
1,2-Dibromoethane (EDB)	ND	ug/L	1.0	1		09/10/20 13:41	106-93-4	
Dibromomethane	ND	ug/L	1.0	1		09/10/20 13:41	74-95-3	
1,2-Dichlorobenzene	ND	ug/L	1.0	1		09/10/20 13:41	95-50-1	
1,3-Dichlorobenzene	ND	ug/L	1.0	1		09/10/20 13:41	541-73-1	
1,4-Dichlorobenzene	ND	ug/L	1.0	1		09/10/20 13:41	106-46-7	
Dichlorodifluoromethane	ND	ug/L	1.0	1		09/10/20 13:41	75-71-8	
1,1-Dichloroethane	ND	ug/L	1.0	1		09/10/20 13:41	75-34-3	
1,2-Dichloroethane	ND	ug/L	1.0	1		09/10/20 13:41	107-06-2	
1,1-Dichloroethene	ND	ug/L	1.0	1		09/10/20 13:41	75-35-4	
cis-1,2-Dichloroethene	ND	ug/L	1.0	1		09/10/20 13:41	156-59-2	
trans-1,2-Dichloroethene	ND	ug/L	1.0	1		09/10/20 13:41	156-60-5	
1,2-Dichloropropane	ND	ug/L	1.0	1		09/10/20 13:41	78-87-5	
1,3-Dichloropropane	ND	ug/L	1.0	1		09/10/20 13:41	142-28-9	
2,2-Dichloropropane	ND	ug/L	1.0	1		09/10/20 13:41	594-20-7	
1,1-Dichloropropene	ND	ug/L	1.0	1		09/10/20 13:41	563-58-6	
cis-1,3-Dichloropropene	ND	ug/L	1.0	1		09/10/20 13:41	10061-01-5	
trans-1,3-Dichloropropene	ND	ug/L	1.0	1		09/10/20 13:41	10061-02-6	
Diisopropyl ether	ND	ug/L	1.0	1		09/10/20 13:41	108-20-3	
Ethylbenzene	ND	ug/L	1.0	1		09/10/20 13:41	100-41-4	
Hexachloro-1,3-butadiene	ND	ug/L	1.0	1		09/10/20 13:41	87-68-3	
2-Hexanone	ND	ug/L	5.0	1		09/10/20 13:41	591-78-6	
p-Isopropyltoluene	ND	ug/L	1.0	1		09/10/20 13:41	99-87-6	
Methylene Chloride	ND	ug/L	5.0	1		09/10/20 13:41	75-09-2	
4-Methyl-2-pentanone (MIBK)	ND	ug/L	5.0	1		09/10/20 13:41	108-10-1	
Methyl-tert-butyl ether	ND	ug/L	1.0	1		09/10/20 13:41	1634-04-4	
Naphthalene	ND	ug/L	1.0	1		09/10/20 13:41	91-20-3	
Styrene	ND	ug/L	1.0	1		09/10/20 13:41	100-42-5	
1,1,1,2-Tetrachloroethane	ND	ug/L	1.0	1		09/10/20 13:41	630-20-6	
1,1,2,2-Tetrachloroethane	ND	ug/L	1.0	1		09/10/20 13:41	79-34-5	

REPORT OF LABORATORY ANALYSIS

This report shall not be reproduced, except in full,
without the written consent of Pace Analytical Services, LLC.

Pace Analytical Services, LLC
9800 Kincey Ave. Suite 100
Huntersville, NC 28078
(704)875-9092

ANALYTICAL RESULTS

Project: Colonial Pipeline (9/8 SL)
Pace Project No.: 92494925

Sample: TB-20200909-2 **Lab ID: 92494609024** Collected: 09/09/20 00:00 Received: 09/09/20 13:57 Matrix: Water

Parameters	Results	Units	Report Limit	DF	Prepared	Analyzed	CAS No.	Qual
8260D MSV Low Level	Analytical Method: EPA 8260D Pace Analytical Services - Charlotte							
Tetrachloroethene	ND	ug/L	1.0	1		09/10/20 13:41	127-18-4	
Toluene	ND	ug/L	1.0	1		09/10/20 13:41	108-88-3	
1,2,3-Trichlorobenzene	ND	ug/L	1.0	1		09/10/20 13:41	87-61-6	
1,2,4-Trichlorobenzene	ND	ug/L	1.0	1		09/10/20 13:41	120-82-1	
1,1,1-Trichloroethane	ND	ug/L	1.0	1		09/10/20 13:41	71-55-6	
1,1,2-Trichloroethane	ND	ug/L	1.0	1		09/10/20 13:41	79-00-5	
Trichloroethene	ND	ug/L	1.0	1		09/10/20 13:41	79-01-6	
Trichlorofluoromethane	ND	ug/L	1.0	1		09/10/20 13:41	75-69-4	
1,2,3-Trichloropropane	ND	ug/L	1.0	1		09/10/20 13:41	96-18-4	
Vinyl acetate	ND	ug/L	2.0	1		09/10/20 13:41	108-05-4	
Vinyl chloride	ND	ug/L	1.0	1		09/10/20 13:41	75-01-4	
Xylene (Total)	ND	ug/L	1.0	1		09/10/20 13:41	1330-20-7	
m&p-Xylene	ND	ug/L	2.0	1		09/10/20 13:41	179601-23-1	
o-Xylene	ND	ug/L	1.0	1		09/10/20 13:41	95-47-6	
Surrogates								
4-Bromofluorobenzene (S)	98	%	70-130	1		09/10/20 13:41	460-00-4	
1,2-Dichloroethane-d4 (S)	99	%	70-130	1		09/10/20 13:41	17060-07-0	
Toluene-d8 (S)	102	%	70-130	1		09/10/20 13:41	2037-26-5	

This report shall not be reproduced, except in full,
without the written consent of Pace Analytical Services, LLC.

Pace Analytical Services, LLC
9800 Kincey Ave. Suite 100
Huntersville, NC 28078
(704)875-9092

QUALITY CONTROL DATA

Project: Colonial Pipeline (9/8 SL)
Pace Project No.: 92494925

QC Batch: 1540958
QC Batch Method: MADEPV
Analysis Method: MADEP VPH
Analysis Description: MADEPV
Laboratory: Pace National - Mt. Juliet
Associated Lab Samples: 92494609019, 92494609020

METHOD BLANK: R3569408-3 Matrix: Solid
Associated Lab Samples: 92494609019, 92494609020

Parameter	Units	Blank Result	Reporting Limit	Analyzed	Qualifiers
Aliphatic (C05-C08)	mg/kg	ND	5.00	09/10/20 20:52	
Aliphatic (C09-C12)	mg/kg	ND	5.00	09/10/20 20:52	
Aromatic (C09-C10),Unadjusted	mg/kg	ND	5.00	09/10/20 20:52	
Total VPH	mg/kg	ND	5.00	09/10/20 20:52	
2,5-Dibromotoluene (FID)	%	89.7	70.0-130	09/10/20 20:52	
2,5-Dibromotoluene (PID)	%	83.8	70.0-130	09/10/20 20:52	

LABORATORY CONTROL SAMPLE & LCSD: R3569408-1 R3569408-2

Parameter	Units	Spike Conc.	LCS Result	LCSD Result	LCS % Rec	LCSD % Rec	% Rec Limits	RPD	Max RPD	Qualifiers
Aliphatic (C05-C08)	mg/kg	60.0	49.1	47.9	81.8	79.8	70.0-130	2.47	25	
Aliphatic (C09-C12)	mg/kg	70.0	63.3	61.8	90.4	88.3	70.0-130	2.40	25	
Aromatic (C09-C10),Unadjusted	mg/kg	10.0	8.47	8.40	84.7	84.0	70.0-130	0.830	25	
Total VPH	mg/kg	140	121	118	86.4	84.3	70.0-130	2.51	25	
2,5-Dibromotoluene (FID)	%				94.9	95.5	70.0-130			
2,5-Dibromotoluene (PID)	%				89.9	91.6	70.0-130			

Results presented on this page are in the units indicated by the "Units" column except where an alternate unit is presented to the right of the result.

REPORT OF LABORATORY ANALYSIS

This report shall not be reproduced, except in full,
without the written consent of Pace Analytical Services, LLC.

Pace Analytical Services, LLC
9800 Kincey Ave. Suite 100
Huntersville, NC 28078
(704)875-9092

QUALITY CONTROL DATA

Project: Colonial Pipeline (9/8 SL)
Pace Project No.: 92494925

QC Batch: 565528
QC Batch Method: EPA 5035A/5030B
Analysis Method: EPA 8260D
Analysis Description: 8260D 5035A 5030B
Laboratory: Pace Analytical Services - Charlotte
Associated Lab Samples: 92494609019, 92494609020

METHOD BLANK: 2997059 Matrix: Solid
Associated Lab Samples: 92494609019, 92494609020

Parameter	Units	Blank Result	Reporting Limit	Analyzed	Qualifiers
1,1,1,2-Tetrachloroethane	ug/kg	ND	5.0	09/10/20 10:08	
1,1,1-Trichloroethane	ug/kg	ND	5.0	09/10/20 10:08	
1,1,2,2-Tetrachloroethane	ug/kg	ND	5.0	09/10/20 10:08	
1,1,2-Trichloroethane	ug/kg	ND	5.0	09/10/20 10:08	
1,1-Dichloroethane	ug/kg	ND	5.0	09/10/20 10:08	
1,1-Dichloroethene	ug/kg	ND	5.0	09/10/20 10:08	
1,1-Dichloropropene	ug/kg	ND	5.0	09/10/20 10:08	
1,2,3-Trichlorobenzene	ug/kg	ND	5.0	09/10/20 10:08	
1,2,3-Trichloropropane	ug/kg	ND	5.0	09/10/20 10:08	
1,2,4-Trichlorobenzene	ug/kg	ND	5.0	09/10/20 10:08	
1,2,4-Trimethylbenzene	ug/kg	ND	5.0	09/10/20 10:08	
1,2-Dibromo-3-chloropropane	ug/kg	ND	5.0	09/10/20 10:08	
1,2-Dibromoethane (EDB)	ug/kg	ND	5.0	09/10/20 10:08	
1,2-Dichlorobenzene	ug/kg	ND	5.0	09/10/20 10:08	
1,2-Dichloroethane	ug/kg	ND	5.0	09/10/20 10:08	
1,2-Dichloropropane	ug/kg	ND	5.0	09/10/20 10:08	
1,3,5-Trimethylbenzene	ug/kg	ND	5.0	09/10/20 10:08	
1,3-Dichlorobenzene	ug/kg	ND	5.0	09/10/20 10:08	
1,3-Dichloropropane	ug/kg	ND	5.0	09/10/20 10:08	
1,4-Dichlorobenzene	ug/kg	ND	5.0	09/10/20 10:08	
2,2-Dichloropropane	ug/kg	ND	5.0	09/10/20 10:08	
2-Butanone (MEK)	ug/kg	ND	100	09/10/20 10:08	
2-Chlorotoluene	ug/kg	ND	5.0	09/10/20 10:08	
2-Hexanone	ug/kg	ND	50.0	09/10/20 10:08	
4-Chlorotoluene	ug/kg	ND	5.0	09/10/20 10:08	
4-Methyl-2-pentanone (MIBK)	ug/kg	ND	50.0	09/10/20 10:08	
Acetone	ug/kg	ND	100	09/10/20 10:08	
Benzene	ug/kg	ND	5.0	09/10/20 10:08	
Bromobenzene	ug/kg	ND	5.0	09/10/20 10:08	
Bromochloromethane	ug/kg	ND	5.0	09/10/20 10:08	
Bromodichloromethane	ug/kg	ND	5.0	09/10/20 10:08	v1
Bromoform	ug/kg	ND	5.0	09/10/20 10:08	
Bromomethane	ug/kg	ND	10.0	09/10/20 10:08	
Carbon tetrachloride	ug/kg	ND	5.0	09/10/20 10:08	v1
Chlorobenzene	ug/kg	ND	5.0	09/10/20 10:08	
Chloroethane	ug/kg	ND	10.0	09/10/20 10:08	
Chloroform	ug/kg	ND	5.0	09/10/20 10:08	
Chloromethane	ug/kg	ND	10.0	09/10/20 10:08	
cis-1,2-Dichloroethene	ug/kg	ND	5.0	09/10/20 10:08	
cis-1,3-Dichloropropene	ug/kg	ND	5.0	09/10/20 10:08	

Results presented on this page are in the units indicated by the "Units" column except where an alternate unit is presented to the right of the result.

REPORT OF LABORATORY ANALYSIS

This report shall not be reproduced, except in full,
without the written consent of Pace Analytical Services, LLC.

Pace Analytical Services, LLC
9800 Kincey Ave. Suite 100
Huntersville, NC 28078
(704)875-9092

QUALITY CONTROL DATA

Project: Colonial Pipeline (9/8 SL)
Pace Project No.: 92494925

METHOD BLANK: 2997059 Matrix: Solid
Associated Lab Samples: 92494609019, 92494609020

Parameter	Units	Blank Result	Reporting Limit	Analyzed	Qualifiers
Dibromochloromethane	ug/kg	ND	5.0	09/10/20 10:08	
Dibromomethane	ug/kg	ND	5.0	09/10/20 10:08	
Dichlorodifluoromethane	ug/kg	ND	10.0	09/10/20 10:08	
Diisopropyl ether	ug/kg	ND	5.0	09/10/20 10:08	
Ethylbenzene	ug/kg	ND	5.0	09/10/20 10:08	
Hexachloro-1,3-butadiene	ug/kg	ND	5.0	09/10/20 10:08	
Isopropylbenzene (Cumene)	ug/kg	ND	5.0	09/10/20 10:08	
m&p-Xylene	ug/kg	ND	10.0	09/10/20 10:08	
Methyl-tert-butyl ether	ug/kg	ND	5.0	09/10/20 10:08	
Methylene Chloride	ug/kg	ND	20.0	09/10/20 10:08	
n-Butylbenzene	ug/kg	ND	5.0	09/10/20 10:08	
n-Propylbenzene	ug/kg	ND	5.0	09/10/20 10:08	
Naphthalene	ug/kg	ND	5.0	09/10/20 10:08	
o-Xylene	ug/kg	ND	5.0	09/10/20 10:08	
p-Isopropyltoluene	ug/kg	ND	5.0	09/10/20 10:08	
sec-Butylbenzene	ug/kg	ND	5.0	09/10/20 10:08	
Styrene	ug/kg	ND	5.0	09/10/20 10:08	
tert-Butylbenzene	ug/kg	ND	5.0	09/10/20 10:08	
Tetrachloroethene	ug/kg	ND	5.0	09/10/20 10:08	v1
Toluene	ug/kg	ND	5.0	09/10/20 10:08	IK
trans-1,2-Dichloroethene	ug/kg	ND	5.0	09/10/20 10:08	
trans-1,3-Dichloropropene	ug/kg	ND	5.0	09/10/20 10:08	
Trichloroethene	ug/kg	ND	5.0	09/10/20 10:08	
Trichlorofluoromethane	ug/kg	ND	5.0	09/10/20 10:08	
Vinyl acetate	ug/kg	ND	50.0	09/10/20 10:08	
Vinyl chloride	ug/kg	ND	10.0	09/10/20 10:08	
Xylene (Total)	ug/kg	ND	10.0	09/10/20 10:08	
1,2-Dichloroethane-d4 (S)	%	106	70-132	09/10/20 10:08	
4-Bromofluorobenzene (S)	%	103	70-130	09/10/20 10:08	
Toluene-d8 (S)	%	100	70-130	09/10/20 10:08	

LABORATORY CONTROL SAMPLE: 2997060

Parameter	Units	Spike Conc.	LCS Result	LCS % Rec	% Rec Limits	Qualifiers
1,1,1,2-Tetrachloroethane	ug/kg	1250	1180	95	70-130	
1,1,1-Trichloroethane	ug/kg	1250	1110	89	70-130	
1,1,2,2-Tetrachloroethane	ug/kg	1250	1060	85	55-130	
1,1,2-Trichloroethane	ug/kg	1250	1110	89	70-130	
1,1-Dichloroethane	ug/kg	1250	1020	82	68-130	
1,1-Dichloroethene	ug/kg	1250	1070	86	70-130	
1,1-Dichloropropene	ug/kg	1250	1060	84	70-130	
1,2,3-Trichlorobenzene	ug/kg	1250	1110	89	70-130	
1,2,3-Trichloropropane	ug/kg	1250	1020	81	70-130	
1,2,4-Trichlorobenzene	ug/kg	1250	1120	90	70-130	

Results presented on this page are in the units indicated by the "Units" column except where an alternate unit is presented to the right of the result.

REPORT OF LABORATORY ANALYSIS

This report shall not be reproduced, except in full,
without the written consent of Pace Analytical Services, LLC.

Pace Analytical Services, LLC
9800 Kincey Ave. Suite 100
Huntersville, NC 28078
(704)875-9092

QUALITY CONTROL DATA

Project: Colonial Pipeline (9/8 SL)
Pace Project No.: 92494925

LABORATORY CONTROL SAMPLE: 2997060

Parameter	Units	Spike Conc.	LCS Result	LCS % Rec	% Rec Limits	Qualifiers
1,2,4-Trimethylbenzene	ug/kg	1250	1100	88	69-130	
1,2-Dibromo-3-chloropropane	ug/kg	1250	1030	83	57-141	
1,2-Dibromoethane (EDB)	ug/kg	1250	1150	92	70-130	
1,2-Dichlorobenzene	ug/kg	1250	1120	90	70-130	
1,2-Dichloroethane	ug/kg	1250	960	77	70-130	
1,2-Dichloropropane	ug/kg	1250	1080	86	70-130	
1,3,5-Trimethylbenzene	ug/kg	1250	1080	86	70-130	
1,3-Dichlorobenzene	ug/kg	1250	1090	88	70-130	
1,3-Dichloropropane	ug/kg	1250	1090	87	70-130	
1,4-Dichlorobenzene	ug/kg	1250	1090	87	70-130	
2,2-Dichloropropane	ug/kg	1250	1080	87	70-130	
2-Butanone (MEK)	ug/kg	2500	1790	72	60-130	
2-Chlorotoluene	ug/kg	1250	1120	89	70-130	
2-Hexanone	ug/kg	2500	2030	81	70-132	
4-Chlorotoluene	ug/kg	1250	1080	87	70-130	
4-Methyl-2-pentanone (MIBK)	ug/kg	2500	1990	80	69-130	
Acetone	ug/kg	2500	1820	73	49-148	
Benzene	ug/kg	1250	1050	84	70-130	
Bromobenzene	ug/kg	1250	1120	90	70-130	
Bromochloromethane	ug/kg	1250	1060	85	70-130	
Bromodichloromethane	ug/kg	1250	1110	89	70-130	v1
Bromoform	ug/kg	1250	1080	87	68-136	
Bromomethane	ug/kg	1250	958	77	60-140	
Carbon tetrachloride	ug/kg	1250	1260	101	70-130	v1
Chlorobenzene	ug/kg	1250	1120	89	70-130	
Chloroethane	ug/kg	1250	931	74	51-147	
Chloroform	ug/kg	1250	1040	83	70-130	
Chloromethane	ug/kg	1250	829	66	48-130	
cis-1,2-Dichloroethene	ug/kg	1250	1020	82	70-130	
cis-1,3-Dichloropropene	ug/kg	1250	1150	92	70-130	
Dibromochloromethane	ug/kg	1250	1190	95	70-130	
Dibromomethane	ug/kg	1250	1100	88	70-130	
Dichlorodifluoromethane	ug/kg	1250	1100	88	49-130	
Diisopropyl ether	ug/kg	1250	924	74	66-130	
Ethylbenzene	ug/kg	1250	1020	82	70-130	
Hexachloro-1,3-butadiene	ug/kg	1250	1120	90	70-130	
Isopropylbenzene (Cumene)	ug/kg	1250	1120	89	70-130	
m&p-Xylene	ug/kg	2500	2160	86	70-130	
Methyl-tert-butyl ether	ug/kg	1250	1030	83	70-130	
Methylene Chloride	ug/kg	1250	870	70	50-137	
n-Butylbenzene	ug/kg	1250	1090	88	70-130	
n-Propylbenzene	ug/kg	1250	1060	85	70-130	
Naphthalene	ug/kg	1250	1080	87	70-131	
o-Xylene	ug/kg	1250	1100	88	70-130	
p-Isopropyltoluene	ug/kg	1250	1070	86	70-130	
sec-Butylbenzene	ug/kg	1250	1090	87	70-130	
Styrene	ug/kg	1250	1180	94	70-130	

Results presented on this page are in the units indicated by the "Units" column except where an alternate unit is presented to the right of the result.

REPORT OF LABORATORY ANALYSIS

This report shall not be reproduced, except in full,
without the written consent of Pace Analytical Services, LLC.

Pace Analytical Services, LLC
9800 Kincey Ave. Suite 100
Huntersville, NC 28078
(704)875-9092

QUALITY CONTROL DATA

Project: Colonial Pipeline (9/8 SL)
Pace Project No.: 92494925

LABORATORY CONTROL SAMPLE: 2997060

Parameter	Units	Spike Conc.	LCS Result	LCS % Rec	% Rec Limits	Qualifiers
tert-Butylbenzene	ug/kg	1250	1040	84	69-130	
Tetrachloroethene	ug/kg	1250	1200	96	56-130	v1
Toluene	ug/kg	1250	1010	81	70-130	IK
trans-1,2-Dichloroethene	ug/kg	1250	1060	85	70-130	
trans-1,3-Dichloropropene	ug/kg	1250	1150	92	70-130	
Trichloroethene	ug/kg	1250	1170	93	70-141	
Trichlorofluoromethane	ug/kg	1250	1060	85	67-130	
Vinyl acetate	ug/kg	2500	2010	81	10-136	
Vinyl chloride	ug/kg	1250	847	68	67-130	
Xylene (Total)	ug/kg	3750	3250	87	70-130	
1,2-Dichloroethane-d4 (S)	%			96	70-132	
4-Bromofluorobenzene (S)	%			102	70-130	
Toluene-d8 (S)	%			98	70-130	

MATRIX SPIKE SAMPLE: 2997062

Parameter	Units	92494609016 Result	Spike Conc.	MS Result	MS % Rec	% Rec Limits	Qualifiers
1,1,1,2-Tetrachloroethane	ug/kg	ND	627	712	114	52-133	
1,1,1-Trichloroethane	ug/kg	ND	627	731	117	49-137	
1,1,2,2-Tetrachloroethane	ug/kg	ND	627	636	101	39-150	
1,1,2-Trichloroethane	ug/kg	ND	627	696	111	48-140	
1,1-Dichloroethane	ug/kg	ND	627	615	98	46-135	
1,1-Dichloroethene	ug/kg	ND	627	624	100	38-149	
1,1-Dichloropropene	ug/kg	ND	627	705	113	41-140	
1,2,3-Trichlorobenzene	ug/kg	ND	627	625	100	10-158	
1,2,3-Trichloropropane	ug/kg	ND	627	600	96	33-157	
1,2,4-Trichlorobenzene	ug/kg	ND	627	702	112	10-155	
1,2,4-Trimethylbenzene	ug/kg	ND	627	715	114	24-154	
1,2-Dibromo-3-chloropropane	ug/kg	ND	627	525	84	33-158	
1,2-Dibromoethane (EDB)	ug/kg	ND	627	667	106	40-136	
1,2-Dichlorobenzene	ug/kg	ND	627	698	111	27-146	
1,2-Dichloroethane	ug/kg	ND	627	592	95	49-140	
1,2-Dichloropropane	ug/kg	ND	627	691	110	44-143	
1,3,5-Trimethylbenzene	ug/kg	ND	627	697	111	40-144	
1,3-Dichlorobenzene	ug/kg	ND	627	702	112	33-140	
1,3-Dichloropropane	ug/kg	ND	627	663	106	47-147	
1,4-Dichlorobenzene	ug/kg	ND	627	664	106	35-139	
2,2-Dichloropropane	ug/kg	ND	627	304	49	41-140	
2-Butanone (MEK)	ug/kg	ND	1250	869	69	10-181	
2-Chlorotoluene	ug/kg	ND	627	703	112	38-147	
2-Hexanone	ug/kg	ND	1250	585	47	18-169	
4-Chlorotoluene	ug/kg	ND	627	689	110	36-145	
4-Methyl-2-pentanone (MIBK)	ug/kg	ND	1250	1170	94	16-175	
Acetone	ug/kg	ND	1250	661	53	10-200	
Benzene	ug/kg	ND	627	675	108	46-136	

Results presented on this page are in the units indicated by the "Units" column except where an alternate unit is presented to the right of the result.

REPORT OF LABORATORY ANALYSIS

This report shall not be reproduced, except in full,
without the written consent of Pace Analytical Services, LLC.

Pace Analytical Services, LLC
9800 Kincey Ave. Suite 100
Huntersville, NC 28078
(704)875-9092

QUALITY CONTROL DATA

Project: Colonial Pipeline (9/8 SL)
Pace Project No.: 92494925

MATRIX SPIKE SAMPLE: 2997062

Parameter	Units	92494609016 Result	Spike Conc.	MS Result	MS % Rec	% Rec Limits	Qualifiers
Bromobenzene	ug/kg	ND	627	685	109	38-149	
Bromochloromethane	ug/kg	ND	627	645	103	44-142	
Bromodichloromethane	ug/kg	ND	627	690	110	41-140	v1
Bromoform	ug/kg	ND	627	627	100	34-145	
Bromomethane	ug/kg	ND	627	940	150	14-162	
Carbon tetrachloride	ug/kg	ND	627	818	131	44-141	v1
Chlorobenzene	ug/kg	ND	627	702	112	39-141	
Chloroethane	ug/kg	ND	627	425	68	10-182	
Chloroform	ug/kg	ND	627	624	100	45-140	
Chloromethane	ug/kg	ND	627	636	102	19-149	
cis-1,2-Dichloroethene	ug/kg	ND	627	638	102	38-150	
cis-1,3-Dichloropropene	ug/kg	ND	627	700	112	30-144	
Dibromochloromethane	ug/kg	ND	627	705	113	36-145	
Dibromomethane	ug/kg	ND	627	666	106	41-145	
Dichlorodifluoromethane	ug/kg	ND	627	822	131	16-146	
Diisopropyl ether	ug/kg	ND	627	569	91	41-143	
Ethylbenzene	ug/kg	ND	627	658	105	35-144	
Hexachloro-1,3-butadiene	ug/kg	ND	627	787	126	10-160	
Isopropylbenzene (Cumene)	ug/kg	ND	627	725	116	30-152	
m&p-Xylene	ug/kg	ND	1250	1370	110	33-145	
Methyl-tert-butyl ether	ug/kg	ND	627	653	104	49-140	
Methylene Chloride	ug/kg	ND	627	565	90	10-174	
n-Butylbenzene	ug/kg	ND	627	724	116	10-160	
n-Propylbenzene	ug/kg	ND	627	701	112	24-159	
Naphthalene	ug/kg	ND	627	511	82	10-171	
o-Xylene	ug/kg	ND	627	694	111	31-150	
p-Isopropyltoluene	ug/kg	ND	627	703	112	21-154	
sec-Butylbenzene	ug/kg	ND	627	742	119	19-159	
Styrene	ug/kg	ND	627	717	114	15-152	
tert-Butylbenzene	ug/kg	ND	627	687	110	31-141	
Tetrachloroethene	ug/kg	ND	627	793	127	19-141	v1
Toluene	ug/kg	ND	627	665	106	31-146	IK
trans-1,2-Dichloroethene	ug/kg	ND	627	683	109	28-157	
trans-1,3-Dichloropropene	ug/kg	ND	627	679	108	25-146	
Trichloroethene	ug/kg	ND	627	779	124	34-149	
Trichlorofluoromethane	ug/kg	ND	627	350	56	10-167	
Vinyl acetate	ug/kg	ND	1250	1110	88	10-200	
Vinyl chloride	ug/kg	ND	627	605	97	36-155	
Xylene (Total)	ug/kg	ND	1880	2070	110	29-148	
1,2-Dichloroethane-d4 (S)	%				101	70-132	
4-Bromofluorobenzene (S)	%				98	70-130	
Toluene-d8 (S)	%				99	70-130	

Results presented on this page are in the units indicated by the "Units" column except where an alternate unit is presented to the right of the result.

REPORT OF LABORATORY ANALYSIS

This report shall not be reproduced, except in full,
without the written consent of Pace Analytical Services, LLC.

Pace Analytical Services, LLC
9800 Kincey Ave. Suite 100
Huntersville, NC 28078
(704)875-9092

QUALITY CONTROL DATA

Project: Colonial Pipeline (9/8 SL)
Pace Project No.: 92494925

SAMPLE DUPLICATE: 2997061

Parameter	Units	92494609015 Result	Dup Result	RPD	Qualifiers
1,1,1,2-Tetrachloroethane	ug/kg	ND	ND		
1,1,1-Trichloroethane	ug/kg	ND	ND		
1,1,2,2-Tetrachloroethane	ug/kg	ND	ND		
1,1,2-Trichloroethane	ug/kg	ND	ND		
1,1-Dichloroethane	ug/kg	ND	ND		
1,1-Dichloroethene	ug/kg	ND	ND		
1,1-Dichloropropene	ug/kg	ND	ND		
1,2,3-Trichlorobenzene	ug/kg	ND	ND		
1,2,3-Trichloropropane	ug/kg	ND	ND		
1,2,4-Trichlorobenzene	ug/kg	ND	ND		
1,2,4-Trimethylbenzene	ug/kg	ND	ND		
1,2-Dibromo-3-chloropropane	ug/kg	ND	ND		
1,2-Dibromoethane (EDB)	ug/kg	ND	ND		
1,2-Dichlorobenzene	ug/kg	ND	ND		
1,2-Dichloroethane	ug/kg	ND	ND		
1,2-Dichloropropane	ug/kg	ND	ND		
1,3,5-Trimethylbenzene	ug/kg	ND	ND		
1,3-Dichlorobenzene	ug/kg	ND	ND		
1,3-Dichloropropane	ug/kg	ND	ND		
1,4-Dichlorobenzene	ug/kg	ND	ND		
2,2-Dichloropropane	ug/kg	ND	ND		
2-Butanone (MEK)	ug/kg	ND	ND		
2-Chlorotoluene	ug/kg	ND	ND		
2-Hexanone	ug/kg	ND	ND		
4-Chlorotoluene	ug/kg	ND	ND		
4-Methyl-2-pentanone (MIBK)	ug/kg	ND	ND		
Acetone	ug/kg	ND	ND		
Benzene	ug/kg	ND	ND		
Bromobenzene	ug/kg	ND	ND		
Bromochloromethane	ug/kg	ND	ND		
Bromodichloromethane	ug/kg	ND	ND		v1
Bromoform	ug/kg	ND	ND		
Bromomethane	ug/kg	ND	ND		
Carbon tetrachloride	ug/kg	ND	ND		v1
Chlorobenzene	ug/kg	ND	ND		
Chloroethane	ug/kg	ND	ND		
Chloroform	ug/kg	ND	ND		
Chloromethane	ug/kg	ND	ND		
cis-1,2-Dichloroethene	ug/kg	ND	ND		
cis-1,3-Dichloropropene	ug/kg	ND	ND		
Dibromochloromethane	ug/kg	ND	ND		
Dibromomethane	ug/kg	ND	ND		
Dichlorodifluoromethane	ug/kg	ND	ND		
Diisopropyl ether	ug/kg	ND	ND		
Ethylbenzene	ug/kg	ND	ND		
Hexachloro-1,3-butadiene	ug/kg	ND	ND		
Isopropylbenzene (Cumene)	ug/kg	ND	ND		

Results presented on this page are in the units indicated by the "Units" column except where an alternate unit is presented to the right of the result.

REPORT OF LABORATORY ANALYSIS

This report shall not be reproduced, except in full,
without the written consent of Pace Analytical Services, LLC.

Pace Analytical Services, LLC
9800 Kincey Ave. Suite 100
Huntersville, NC 28078
(704)875-9092

QUALITY CONTROL DATA

Project: Colonial Pipeline (9/8 SL)
Pace Project No.: 92494925

SAMPLE DUPLICATE: 2997061

Parameter	Units	92494609015 Result	Dup Result	RPD	Qualifiers
m&p-Xylene	ug/kg	ND	ND		
Methyl-tert-butyl ether	ug/kg	ND	ND		
Methylene Chloride	ug/kg	ND	ND		
n-Butylbenzene	ug/kg	ND	ND		
n-Propylbenzene	ug/kg	ND	ND		
Naphthalene	ug/kg	ND	ND		
o-Xylene	ug/kg	ND	ND		
p-Isopropyltoluene	ug/kg	ND	ND		
sec-Butylbenzene	ug/kg	ND	ND		
Styrene	ug/kg	ND	ND		
tert-Butylbenzene	ug/kg	ND	ND		
Tetrachloroethene	ug/kg	ND	ND		v1
Toluene	ug/kg	ND	ND		IK
trans-1,2-Dichloroethene	ug/kg	ND	ND		
trans-1,3-Dichloropropene	ug/kg	ND	ND		
Trichloroethene	ug/kg	ND	ND		
Trichlorofluoromethane	ug/kg	ND	ND		
Vinyl acetate	ug/kg	ND	ND		
Vinyl chloride	ug/kg	ND	ND		
Xylene (Total)	ug/kg	ND	ND		
1,2-Dichloroethane-d4 (S)	%	99	99		
4-Bromofluorobenzene (S)	%	104	103		
Toluene-d8 (S)	%	100	99		

Results presented on this page are in the units indicated by the "Units" column except where an alternate unit is presented to the right of the result.

REPORT OF LABORATORY ANALYSIS

This report shall not be reproduced, except in full,
without the written consent of Pace Analytical Services, LLC.

Pace Analytical Services, LLC
9800 Kincey Ave. Suite 100
Huntersville, NC 28078
(704)875-9092

QUALITY CONTROL DATA

Project: Colonial Pipeline (9/8 SL)
Pace Project No.: 92494925

QC Batch: 565562
QC Batch Method: EPA 8260D
Analysis Method: EPA 8260D
Analysis Description: 8260D MSV Low Level
Laboratory: Pace Analytical Services - Charlotte

Associated Lab Samples: 92494609024

METHOD BLANK: 2997256 Matrix: Water

Associated Lab Samples: 92494609024

Parameter	Units	Blank Result	Reporting Limit	Analyzed	Qualifiers
1,1,1,2-Tetrachloroethane	ug/L	ND	1.0	09/10/20 13:05	
1,1,1-Trichloroethane	ug/L	ND	1.0	09/10/20 13:05	
1,1,2,2-Tetrachloroethane	ug/L	ND	1.0	09/10/20 13:05	
1,1,2-Trichloroethane	ug/L	ND	1.0	09/10/20 13:05	
1,1-Dichloroethane	ug/L	ND	1.0	09/10/20 13:05	
1,1-Dichloroethene	ug/L	ND	1.0	09/10/20 13:05	
1,1-Dichloropropene	ug/L	ND	1.0	09/10/20 13:05	
1,2,3-Trichlorobenzene	ug/L	ND	1.0	09/10/20 13:05	
1,2,3-Trichloropropane	ug/L	ND	1.0	09/10/20 13:05	
1,2,4-Trichlorobenzene	ug/L	ND	1.0	09/10/20 13:05	
1,2-Dibromo-3-chloropropane	ug/L	ND	5.0	09/10/20 13:05	
1,2-Dibromoethane (EDB)	ug/L	ND	1.0	09/10/20 13:05	
1,2-Dichlorobenzene	ug/L	ND	1.0	09/10/20 13:05	
1,2-Dichloroethane	ug/L	ND	1.0	09/10/20 13:05	
1,2-Dichloropropane	ug/L	ND	1.0	09/10/20 13:05	
1,3-Dichlorobenzene	ug/L	ND	1.0	09/10/20 13:05	
1,3-Dichloropropane	ug/L	ND	1.0	09/10/20 13:05	
1,4-Dichlorobenzene	ug/L	ND	1.0	09/10/20 13:05	
2,2-Dichloropropane	ug/L	ND	1.0	09/10/20 13:05	
2-Butanone (MEK)	ug/L	ND	5.0	09/10/20 13:05	
2-Chlorotoluene	ug/L	ND	1.0	09/10/20 13:05	
2-Hexanone	ug/L	ND	5.0	09/10/20 13:05	
4-Chlorotoluene	ug/L	ND	1.0	09/10/20 13:05	
4-Methyl-2-pentanone (MIBK)	ug/L	ND	5.0	09/10/20 13:05	
Acetone	ug/L	ND	25.0	09/10/20 13:05	
Benzene	ug/L	ND	1.0	09/10/20 13:05	
Bromobenzene	ug/L	ND	1.0	09/10/20 13:05	
Bromochloromethane	ug/L	ND	1.0	09/10/20 13:05	
Bromodichloromethane	ug/L	ND	1.0	09/10/20 13:05	
Bromoform	ug/L	ND	1.0	09/10/20 13:05	
Bromomethane	ug/L	ND	2.0	09/10/20 13:05	v2
Carbon tetrachloride	ug/L	ND	1.0	09/10/20 13:05	
Chlorobenzene	ug/L	ND	1.0	09/10/20 13:05	
Chloroethane	ug/L	ND	1.0	09/10/20 13:05	IL
Chloroform	ug/L	ND	5.0	09/10/20 13:05	
Chloromethane	ug/L	ND	1.0	09/10/20 13:05	
cis-1,2-Dichloroethene	ug/L	ND	1.0	09/10/20 13:05	
cis-1,3-Dichloropropene	ug/L	ND	1.0	09/10/20 13:05	
Dibromochloromethane	ug/L	ND	1.0	09/10/20 13:05	
Dibromomethane	ug/L	ND	1.0	09/10/20 13:05	

Results presented on this page are in the units indicated by the "Units" column except where an alternate unit is presented to the right of the result.

REPORT OF LABORATORY ANALYSIS

This report shall not be reproduced, except in full,
without the written consent of Pace Analytical Services, LLC.

Pace Analytical Services, LLC
9800 Kincey Ave. Suite 100
Huntersville, NC 28078
(704)875-9092

QUALITY CONTROL DATA

Project: Colonial Pipeline (9/8 SL)
Pace Project No.: 92494925

METHOD BLANK: 2997256 Matrix: Water
Associated Lab Samples: 92494609024

Parameter	Units	Blank Result	Reporting Limit	Analyzed	Qualifiers
Dichlorodifluoromethane	ug/L	ND	1.0	09/10/20 13:05	
Diisopropyl ether	ug/L	ND	1.0	09/10/20 13:05	
Ethylbenzene	ug/L	ND	1.0	09/10/20 13:05	
Hexachloro-1,3-butadiene	ug/L	ND	1.0	09/10/20 13:05	
m&p-Xylene	ug/L	ND	2.0	09/10/20 13:05	
Methyl-tert-butyl ether	ug/L	ND	1.0	09/10/20 13:05	
Methylene Chloride	ug/L	ND	5.0	09/10/20 13:05	
Naphthalene	ug/L	ND	1.0	09/10/20 13:05	
o-Xylene	ug/L	ND	1.0	09/10/20 13:05	
p-Isopropyltoluene	ug/L	ND	1.0	09/10/20 13:05	
Styrene	ug/L	ND	1.0	09/10/20 13:05	
Tetrachloroethene	ug/L	ND	1.0	09/10/20 13:05	
Toluene	ug/L	ND	1.0	09/10/20 13:05	
trans-1,2-Dichloroethene	ug/L	ND	1.0	09/10/20 13:05	
trans-1,3-Dichloropropene	ug/L	ND	1.0	09/10/20 13:05	
Trichloroethene	ug/L	ND	1.0	09/10/20 13:05	
Trichlorofluoromethane	ug/L	ND	1.0	09/10/20 13:05	
Vinyl acetate	ug/L	ND	2.0	09/10/20 13:05	
Vinyl chloride	ug/L	ND	1.0	09/10/20 13:05	
Xylene (Total)	ug/L	ND	1.0	09/10/20 13:05	
1,2-Dichloroethane-d4 (S)	%	99	70-130	09/10/20 13:05	
4-Bromofluorobenzene (S)	%	98	70-130	09/10/20 13:05	
Toluene-d8 (S)	%	101	70-130	09/10/20 13:05	

LABORATORY CONTROL SAMPLE: 2997257

Parameter	Units	Spike Conc.	LCS Result	LCS % Rec	% Rec Limits	Qualifiers
1,1,1,2-Tetrachloroethane	ug/L	50	55.6	111	70-130	
1,1,1-Trichloroethane	ug/L	50	58.1	116	70-130	
1,1,2,2-Tetrachloroethane	ug/L	50	55.4	111	70-130	
1,1,2-Trichloroethane	ug/L	50	56.7	113	70-130	
1,1-Dichloroethane	ug/L	50	57.1	114	70-130	
1,1-Dichloroethene	ug/L	50	59.5	119	70-130	
1,1-Dichloropropene	ug/L	50	59.3	119	70-130	
1,2,3-Trichlorobenzene	ug/L	50	57.6	115	70-130	
1,2,3-Trichloropropane	ug/L	50	56.6	113	70-130	
1,2,4-Trichlorobenzene	ug/L	50	58.4	117	70-130	
1,2-Dibromo-3-chloropropane	ug/L	50	56.3	113	70-130	
1,2-Dibromoethane (EDB)	ug/L	50	57.9	116	70-130	
1,2-Dichlorobenzene	ug/L	50	55.7	111	70-130	
1,2-Dichloroethane	ug/L	50	54.1	108	70-130	
1,2-Dichloropropane	ug/L	50	57.8	116	70-130	
1,3-Dichlorobenzene	ug/L	50	56.1	112	70-130	
1,3-Dichloropropane	ug/L	50	57.1	114	70-131	

Results presented on this page are in the units indicated by the "Units" column except where an alternate unit is presented to the right of the result.

REPORT OF LABORATORY ANALYSIS

This report shall not be reproduced, except in full,
without the written consent of Pace Analytical Services, LLC.

Pace Analytical Services, LLC
9800 Kincey Ave. Suite 100
Huntersville, NC 28078
(704)875-9092

QUALITY CONTROL DATA

Project: Colonial Pipeline (9/8 SL)
Pace Project No.: 92494925

LABORATORY CONTROL SAMPLE: 2997257

Parameter	Units	Spike Conc.	LCS Result	LCS % Rec	% Rec Limits	Qualifiers
1,4-Dichlorobenzene	ug/L	50	56.0	112	70-130	
2,2-Dichloropropane	ug/L	50	59.5	119	69-130	
2-Butanone (MEK)	ug/L	100	113	113	64-135	
2-Chlorotoluene	ug/L	50	57.6	115	70-130	
2-Hexanone	ug/L	100	114	114	66-135	
4-Chlorotoluene	ug/L	50	56.0	112	70-130	
4-Methyl-2-pentanone (MIBK)	ug/L	100	107	107	70-130	
Acetone	ug/L	100	100	100	61-157	
Benzene	ug/L	50	57.4	115	70-130	
Bromobenzene	ug/L	50	55.8	112	70-130	
Bromochloromethane	ug/L	50	58.7	117	70-130	
Bromodichloromethane	ug/L	50	51.9	104	70-130	
Bromoform	ug/L	50	53.6	107	70-130	
Bromomethane	ug/L	50	38.6	77	38-130	v3
Carbon tetrachloride	ug/L	50	56.0	112	70-130	
Chlorobenzene	ug/L	50	55.0	110	70-130	
Chloroethane	ug/L	50	32.3	65	37-142	IL
Chloroform	ug/L	50	56.0	112	70-130	
Chloromethane	ug/L	50	48.8	98	48-130	
cis-1,2-Dichloroethene	ug/L	50	57.2	114	70-130	
cis-1,3-Dichloropropene	ug/L	50	60.5	121	70-130	
Dibromochloromethane	ug/L	50	56.0	112	70-130	
Dibromomethane	ug/L	50	56.8	114	70-130	
Dichlorodifluoromethane	ug/L	50	47.1	94	53-134	
Diisopropyl ether	ug/L	50	56.1	112	70-135	
Ethylbenzene	ug/L	50	55.2	110	70-130	
Hexachloro-1,3-butadiene	ug/L	50	56.2	112	68-132	
m&p-Xylene	ug/L	100	110	110	70-130	
Methyl-tert-butyl ether	ug/L	50	56.5	113	70-130	
Methylene Chloride	ug/L	50	53.2	106	67-132	
Naphthalene	ug/L	50	62.0	124	70-130	
o-Xylene	ug/L	50	54.6	109	70-131	
p-Isopropyltoluene	ug/L	50	54.9	110	70-130	
Styrene	ug/L	50	57.3	115	70-130	
Tetrachloroethene	ug/L	50	55.7	111	69-130	
Toluene	ug/L	50	55.2	110	70-130	
trans-1,2-Dichloroethene	ug/L	50	59.5	119	70-130	
trans-1,3-Dichloropropene	ug/L	50	58.1	116	70-130	
Trichloroethene	ug/L	50	58.5	117	70-130	
Trichlorofluoromethane	ug/L	50	51.7	103	63-130	
Vinyl acetate	ug/L	100	125	125	55-143	
Vinyl chloride	ug/L	50	48.8	98	70-131	
Xylene (Total)	ug/L	150	164	110	70-130	
1,2-Dichloroethane-d4 (S)	%			95	70-130	
4-Bromofluorobenzene (S)	%			99	70-130	
Toluene-d8 (S)	%			99	70-130	

Results presented on this page are in the units indicated by the "Units" column except where an alternate unit is presented to the right of the result.

REPORT OF LABORATORY ANALYSIS

This report shall not be reproduced, except in full,
without the written consent of Pace Analytical Services, LLC.

Pace Analytical Services, LLC
9800 Kincey Ave. Suite 100
Huntersville, NC 28078
(704)875-9092

QUALITY CONTROL DATA

Project: Colonial Pipeline (9/8 SL)
Pace Project No.: 92494925

MATRIX SPIKE & MATRIX SPIKE DUPLICATE: 2997258 2997259

Parameter	Units	92494043008 Result	MS Spike Conc.	MSD Spike Conc.	MS Result	MSD Result	MS % Rec	MSD % Rec	% Rec Limits	RPD	Qual
1,1,1,2-Tetrachloroethane	ug/L	ND	500	540	588	528	118	98	73-134	11	
1,1,1-Trichloroethane	ug/L	ND	500	540	643	587	129	109	82-143	9	
1,1,2,2-Tetrachloroethane	ug/L	ND	500	540	575	515	115	95	70-136	11	
1,1,2-Trichloroethane	ug/L	ND	500	540	595	538	119	100	70-135	10	
1,1-Dichloroethane	ug/L	ND	500	540	637	577	127	107	70-139	10	
1,1-Dichloroethene	ug/L	ND	500	540	663	602	133	111	70-154	10	
1,1-Dichloropropene	ug/L	ND	500	540	656	591	131	109	70-149	10	
1,2,3-Trichlorobenzene	ug/L	ND	500	540	603	543	121	101	70-135	10	
1,2,3-Trichloropropane	ug/L	ND	500	540	586	527	117	98	71-137	11	
1,2,4-Trichlorobenzene	ug/L	ND	500	540	603	552	121	102	73-140	9	
1,2-Dibromo-3-chloropropane	ug/L	ND	500	540	589	521	118	97	65-134	12	
1,2-Dibromoethane (EDB)	ug/L	ND	500	540	599	538	120	100	70-137	11	
1,2-Dichlorobenzene	ug/L	ND	500	540	605	546	121	101	70-133	10	
1,2-Dichloroethane	ug/L	ND	500	540	599	543	120	101	70-137	10	
1,2-Dichloropropane	ug/L	ND	500	540	628	566	126	105	70-140	10	
1,3-Dichlorobenzene	ug/L	ND	500	540	600	548	120	101	70-135	9	
1,3-Dichloropropane	ug/L	ND	500	540	609	549	122	102	70-143	11	
1,4-Dichlorobenzene	ug/L	ND	500	540	609	550	122	102	70-133	10	
2,2-Dichloropropane	ug/L	ND	500	540	636	583	127	108	61-148	9	
2-Butanone (MEK)	ug/L	ND	1000	1080	1150	1100	115	101	60-139	5	
2-Chlorotoluene	ug/L	ND	500	540	633	577	127	107	70-144	9	
2-Hexanone	ug/L	ND	1000	1080	1180	1020	118	94	65-138	15	
4-Chlorotoluene	ug/L	ND	500	540	608	552	122	102	70-137	10	
4-Methyl-2-pentanone (MIBK)	ug/L	ND	1000	1080	1120	987	112	91	65-135	13	
Acetone	ug/L	ND	1000	1080	1220	893	122	83	60-148	31	R1
Benzene	ug/L	375	500	540	1010	951	127	107	70-151	6	
Bromobenzene	ug/L	ND	500	540	610	557	122	103	70-136	9	
Bromochloromethane	ug/L	ND	500	540	661	605	132	112	70-141	9	
Bromodichloromethane	ug/L	ND	500	540	555	507	111	94	70-138	9	
Bromoform	ug/L	ND	500	540	540	485	108	90	63-130	11	
Bromomethane	ug/L	ND	500	540	593	544	119	101	15-152	9	v3
Carbon tetrachloride	ug/L	ND	500	540	631	575	126	106	70-143	9	
Chlorobenzene	ug/L	ND	500	540	608	553	122	102	70-138	10	
Chloroethane	ug/L	ND	500	540	618	577	124	107	52-163	7	IL
Chloroform	ug/L	ND	500	540	632	570	126	106	70-139	10	
Chloromethane	ug/L	ND	500	540	588	531	118	98	41-139	10	
cis-1,2-Dichloroethene	ug/L	ND	500	540	646	585	129	108	70-141	10	
cis-1,3-Dichloropropene	ug/L	ND	500	540	630	576	126	107	70-137	9	
Dibromochloromethane	ug/L	ND	500	540	579	521	116	97	70-134	10	
Dibromomethane	ug/L	ND	500	540	618	554	124	103	70-138	11	
Dichlorodifluoromethane	ug/L	ND	500	540	510	460	102	85	47-155	10	
Diisopropyl ether	ug/L	ND	500	540	613	549	121	101	63-144	11	
Ethylbenzene	ug/L	197	500	540	805	746	122	102	66-153	8	
Hexachloro-1,3-butadiene	ug/L	ND	500	540	587	519	117	96	65-149	12	
m&p-Xylene	ug/L	88.2	1000	1080	1290	1180	120	101	69-152	9	
Methyl-tert-butyl ether	ug/L	3680	500	540	6200	6030	505	434	54-156	3	E,M1

Results presented on this page are in the units indicated by the "Units" column except where an alternate unit is presented to the right of the result.

REPORT OF LABORATORY ANALYSIS

This report shall not be reproduced, except in full,
without the written consent of Pace Analytical Services, LLC.

Pace Analytical Services, LLC
9800 Kincey Ave. Suite 100
Huntersville, NC 28078
(704)875-9092

QUALITY CONTROL DATA

Project: Colonial Pipeline (9/8 SL)
Pace Project No.: 92494925

MATRIX SPIKE & MATRIX SPIKE DUPLICATE: 2997258 2997259

Parameter	Units	92494043008 Result	MS Spike Conc.	MSD Spike Conc.	MS Result	MSD Result	MS % Rec	MSD % Rec	% Rec Limits	RPD	Qual
Methylene Chloride	ug/L	ND	500	540	606	554	121	103	42-159	9	
Naphthalene	ug/L	132	500	540	810	741	135	113	61-148	9	
o-Xylene	ug/L	ND	500	540	603	550	121	102	70-148	9	
p-Isopropyltoluene	ug/L	ND	500	540	595	535	119	99	70-146	11	
Styrene	ug/L	ND	500	540	612	555	122	103	70-135	10	
Tetrachloroethene	ug/L	ND	500	540	609	551	122	102	59-143	10	
Toluene	ug/L	ND	500	540	619	562	122	102	59-148	10	
trans-1,2-Dichloroethene	ug/L	ND	500	540	656	607	131	112	70-146	8	
trans-1,3-Dichloropropene	ug/L	ND	500	540	605	544	121	101	70-135	11	
Trichloroethene	ug/L	ND	500	540	633	578	127	107	70-147	9	
Trichlorofluoromethane	ug/L	ND	500	540	581	528	116	98	70-148	10	
Vinyl acetate	ug/L	ND	1000	1080	1330	1180	133	109	49-151	12	
Vinyl chloride	ug/L	ND	500	540	543	494	109	91	70-156	9	
Xylene (Total)	ug/L	88.2	1500	1500	1890	1730	120	109	63-158	9	
1,2-Dichloroethane-d4 (S)	%						103	102	70-130		
4-Bromofluorobenzene (S)	%						98	98	70-130		
Toluene-d8 (S)	%						99	99	70-130		

Results presented on this page are in the units indicated by the "Units" column except where an alternate unit is presented to the right of the result.

REPORT OF LABORATORY ANALYSIS

This report shall not be reproduced, except in full,
without the written consent of Pace Analytical Services, LLC.

Pace Analytical Services, LLC
9800 Kincey Ave. Suite 100
Huntersville, NC 28078
(704)875-9092

QUALITY CONTROL DATA

Project: Colonial Pipeline (9/8 SL)
Pace Project No.: 92494925

QC Batch: 565382
QC Batch Method: ASTM D2974-87
Analysis Method: ASTM D2974-87
Analysis Description: Dry Weight/Percent Moisture
Laboratory: Pace Analytical Services - Charlotte

Associated Lab Samples: 92494609019, 92494609020

SAMPLE DUPLICATE: 2996589

Parameter	Units	92494609008 Result	Dup Result	RPD	Qualifiers
Percent Moisture	%	20.4	20.4	0	

SAMPLE DUPLICATE: 2996592

Parameter	Units	92494667004 Result	Dup Result	RPD	Qualifiers
Percent Moisture	%	22.4	20.0	11	

Results presented on this page are in the units indicated by the "Units" column except where an alternate unit is presented to the right of the result.

REPORT OF LABORATORY ANALYSIS

This report shall not be reproduced, except in full,
without the written consent of Pace Analytical Services, LLC.

Pace Analytical Services, LLC
9800 Kincey Ave. Suite 100
Huntersville, NC 28078
(704)875-9092

QUALITY CONTROL DATA

Project: Colonial Pipeline (9/8 SL)
Pace Project No.: 92494925

QC Batch: 1540792
QC Batch Method: SM 2540 G
Analysis Method: SM 2540G
Analysis Description: Total Solids 2540 G-2011
Laboratory: Pace National - Mt. Juliet
Associated Lab Samples: 92494609019, 92494609020

METHOD BLANK: R3569159-1 Matrix: Solid
Associated Lab Samples: 92494609019, 92494609020

Parameter	Units	Blank Result	Reporting Limit	Analyzed	Qualifiers
Total Solids	%	ND		09/10/20 14:08	

LABORATORY CONTROL SAMPLE: R3569159-2

Parameter	Units	Spike Conc.	LCS Result	LCS % Rec	% Rec Limits	Qualifiers
Total Solids	%	50.0	50.0	100	85.0-115	

SAMPLE DUPLICATE: R3569159-3

Parameter	Units	92494609014 Result	Dup Result	RPD	Qualifiers
Total Solids	%	83.8	84.1	0.427	

Results presented on this page are in the units indicated by the "Units" column except where an alternate unit is presented to the right of the result.

REPORT OF LABORATORY ANALYSIS

This report shall not be reproduced, except in full,
without the written consent of Pace Analytical Services, LLC.

Pace Analytical Services, LLC
9800 Kincey Ave. Suite 100
Huntersville, NC 28078
(704)875-9092

QUALIFIERS

Project: Colonial Pipeline (9/8 SL)
Pace Project No.: 92494925

DEFINITIONS

DF - Dilution Factor, if reported, represents the factor applied to the reported data due to dilution of the sample aliquot.

ND - Not Detected at or above adjusted reporting limit.

TNTC - Too Numerous To Count

J - Estimated concentration above the adjusted method detection limit and below the adjusted reporting limit.

MDL - Adjusted Method Detection Limit.

PQL - Practical Quantitation Limit.

RL - Reporting Limit - The lowest concentration value that meets project requirements for quantitative data with known precision and bias for a specific analyte in a specific matrix.

S - Surrogate

1,2-Diphenylhydrazine decomposes to and cannot be separated from Azobenzene using Method 8270. The result for each analyte is a combined concentration.

Consistent with EPA guidelines, unrounded data are displayed and have been used to calculate % recovery and RPD values.

LCS(D) - Laboratory Control Sample (Duplicate)

MS(D) - Matrix Spike (Duplicate)

DUP - Sample Duplicate

RPD - Relative Percent Difference

NC - Not Calculable.

SG - Silica Gel - Clean-Up

U - Indicates the compound was analyzed for, but not detected.

Acid preservation may not be appropriate for 2 Chloroethylvinyl ether.

A separate vial preserved to a pH of 4-5 is recommended in SW846 Chapter 4 for the analysis of Acrolein and Acrylonitrile by EPA Method 8260.

N-Nitrosodiphenylamine decomposes and cannot be separated from Diphenylamine using Method 8270. The result reported for each analyte is a combined concentration.

Pace Analytical is TNI accredited. Contact your Pace PM for the current list of accredited analytes.

TNI - The NELAC Institute.

ANALYTE QUALIFIERS

E	Analyte concentration exceeded the calibration range. The reported result is estimated.
IK	The recalculated concentration of the calibration standard(s) did not meet method acceptance criteria; this result should be considered an estimated value.
IL	This analyte exceeded secondary source verification criteria low for the initial calibration. The reported results should be considered an estimated value.
M1	Matrix spike recovery exceeded QC limits. Batch accepted based on laboratory control sample (LCS) recovery.
R1	RPD value was outside control limits.
v1	The continuing calibration verification was above the method acceptance limit. Any detection for the analyte in the associated samples may have a high bias.
v2	The continuing calibration verification was below the method acceptance limit. The analyte was not detected in the associated samples and the sensitivity of the instrument was verified with a reporting limit check standard.
v3	The continuing calibration verification was below the method acceptance limit. Any detection for the analyte in the associated samples may have low bias.

This report shall not be reproduced, except in full,
without the written consent of Pace Analytical Services, LLC.

Pace Analytical Services, LLC
9800 Kincey Ave. Suite 100
Huntersville, NC 28078
(704)875-9092

QUALITY CONTROL DATA CROSS REFERENCE TABLE

Project: Colonial Pipeline (9/8 SL)
Pace Project No.: 92494925

Lab ID	Sample ID	QC Batch Method	QC Batch	Analytical Method	Analytical Batch
92494609019	**BH-19 (25-27.5)**	MADEPV	1540958	MADEP VPH	1540958
92494609020	**BH-19 (20-22.5)**	MADEPV	1540958	MADEP VPH	1540958
92494609019	**BH-19 (25-27.5)**	EPA 5035A/5030B	565528	EPA 8260D	565550
92494609020	**BH-19 (20-22.5)**	EPA 5035A/5030B	565528	EPA 8260D	565550
92494609024	**TB-20200909-2**	EPA 8260D	565562		
92494609019	**BH-19 (25-27.5)**	ASTM D2974-87	565382		
92494609020	**BH-19 (20-22.5)**	ASTM D2974-87	565382		
92494609019	**BH-19 (25-27.5)**	SM 2540 G	1540792	SM 2540G	1540792
92494609020	**BH-19 (20-22.5)**	SM 2540 G	1540792	SM 2540G	1540792

This report shall not be reproduced, except in full,
without the written consent of Pace Analytical Services, LLC.

Pace Analytical	Document Name: Sample Condition Upon Receipt(SCUR)	Document Revised: February 7, 2018 Page 1 of 2
	Document No.: F-CAR-CS-033-Rev.06	Issuing Authority: Pace Carolinas Quality Office

Laboratory receiving samples:
Asheville ☐ Eden ☐ Greenwood ☐ Huntersville ☑ Raleigh ☐ Mechanicsville ☐

Sample Condition Upon Receipt

Client Name: AECOM

Project # WO# : 92494925

92494925

Courier: ☐ Fed Ex ☐ UPS ☐ USPS ☐ Client ☐ Commercial ☑ Pace ☐ Other:____

Custody Seal Present? ☐ Yes ☑ No **Seals Intact?** ☐ Yes ☑ No

Date/Initials Person Examining Contents: JTD 9/9/20

Packing Material: ☐ Bubble Wrap ☐ Bubble Bags ☐ None ☑ Other

Biological Tissue Frozen? ☐ Yes ☐ No ☑ N/A

Thermometer: ☑ IR Gun ID: 92T061 **Type of Ice:** ☑ Wet ☐ Blue ☐ None

Cooler Temp (°C): 1.8 **Correction Factor:** Add/Subtract (°C) 0.0

Cooler Temp Corrected (°C): 1.8

Temp should be above freezing to 6°C
☐ Samples out of temp criteria. Samples on ice, cooling process has begun

USDA Regulated Soil (☑ N/A, water sample) BP

Did samples originate in a quarantine zone within the United States: CA, NY, or SC (check maps)? ☐ Yes ☑ No

Did samples originate from a foreign source (Internationally, including Hawaii and Puerto Rico)? ☐ Yes ☑ No

				Comments/Discrepancy:
Chain of Custody Present?	☑ Yes	☐ No	☐ N/A	1.
Samples Arrived within Hold Time?	☑ Yes	☐ No	☐ N/A	2.
Short Hold Time Analysis (<72 hr.)?	☑ Yes	☐ No	☐ N/A	3.
Rush Turn Around Time Requested?	☑ Yes	☐ No	☐ N/A	4.
Sufficient Volume?	☑ Yes	☐ No	☐ N/A	5.
Correct Containers Used?	☑ Yes	☐ No	☐ N/A	6.
-Pace Containers Used?	☑ Yes	☐ No	☐ N/A	
Containers Intact?	☑ Yes	☐ No	☐ N/A	7.
Dissolved analysis: Samples Field Filtered?	☐ Yes	☑ No	☐ N/A	8.
Sample Labels Match COC?	☑ Yes	☐ No	☐ N/A	9.
-Includes Date/Time/ID/Analysis Matrix: SL				
Headspace in VOA Vials (>5-6mm)?	☐ Yes	☐ No	☑ N/A	10.
Trip Blank Present?	☐ Yes	☐ No	☑ N/A	11.
Trip Blank Custody Seals Present?	☐ Yes	☐ No	☑ N/A	

COMMENTS/SAMPLE DISCREPANCY

Field Data Required? ☐ Yes ☐ No

Lot ID of split containers:

CLIENT NOTIFICATION/RESOLUTION

Person contacted: _____ Date/Time: _____

Project Manager SCURF Review: NMG **Date:** 9/10/20

Project Manager SRF Review: NMG **Date:** 9/10/20

*Check mark top half of box if pH and/or dechlorination is verified and within the acceptance range for preservation samples.

Exceptions: VOA, Coliform, TOC, Oil and Grease, DRO/8015 (water) DOC, LLHg

**Bottom half of box is to list number of bottle

Project # WO# : 92494925

PM: NMG Due Date: 09/14/20

CLIENT: 92-AECOM CHA

Item#	BP4U-125 mL Plastic Unpreserved (N/A) (Cl-)	BP3U-250 mL Plastic Unpreserved (N/A)	BP2U-500 mL Plastic Unpreserved (N/A)	BP1U-1 liter Plastic Unpreserved (N/A)	BP4S-125 mL Plastic H2SO4 (pH < 2) (Cl-)	BP3N-250 mL plastic HNO3 (pH < 2)	BP4Z-125 mL Plastic ZN Acetate & NaOH (>9)	BP4C-125 mL Plastic NaOH (pH > 12) (Cl-)	WGFU-Wide-mouthed Glass jar Unpreserved	AG1U-1 liter Amber Unpreserved (N/A) (Cl-)	AG1H-1 liter Amber HCl (pH < 2)	AG3U-250 mL Amber Unpreserved (N/A) (Cl-)	AG1S-1 liter Amber H2SO4 (pH < 2)	AG3S-250 mL Amber H2SO4 (pH < 2)	AG3A(DG3A)-250 mL Amber NH4Cl (N/A)(Cl-)	DG9H-40 mL VOA HCl (N/A)	VG9T-40 mL VOA Na2S2O3 (N/A)	VG9U-40 mL VOA Unp (N/A)	DG9P-40 mL VOA H3PO4 (N/A)	VOAK (6 vials per kit)-5035 kit (N/A)	V/GK (3 vials per kit)-VPH/Gas kit (N/A)	SP5T-125 mL Sterile Plastic (N/A – lab)	SP2T-250 mL Sterile Plastic (N/A – lab)		BP3A-250 mL Plastic (NH2)2SO4 (9.3-9.7)	AG0U-100 mL Amber Unpreserved vials (N/A)	VSGU-20 mL Scintillation vials (N/A)	DG9U-40 mL Amber Unpreserved vials (N/A)
1																					6							
2																					6							
3																2												
4																												
5																												
6																												
7																												
8																												
9																												
10																												
11																												
12																												

pH Adjustment Log for Preserved Samples

Sample ID	Type of Preservative	pH upon receipt	Date preservation adjusted	Time preservation adjusted	Amount of Preservative added	Lot #

Note: Whenever there is a discrepancy affecting North Carolina compliance samples, a copy of this form will be sent to the North Carolina DEHNR Certification Office (i.e. Out of hold, incorrect preservative, out of temp, incorrect containers.

Pace Analytical
WWW.PACELABS.COM

CHAIN-OF-CUSTODY / Analytical Request Document

The Chain-of-Custody is a LEGAL DOCUMENT. All relevant fields must be completed accurately.

Page : 1 Of 1

Section A Required Client Information:		Section B Required Project Information:		Section C Invoice Information:	
Company:	AECOM, Charlotte	Report To:	Wreschnig, Andrew	Attention:	
Address:	6000 Fairview Road	Copy To:		Company Name:	
Suite 200, Charlotte, NC 28210				Address:	
Email:	andrew.wreschnig@aecom.com	Purchase Order #:		Pace Quote:	
Phone:	(980)221-7831 Fax	Project Name:	Colonial Pipeline	Pace Project Manager:	nicole.gasiorowski@pacelabs.com,
Requested Due Date:		Project #:		Pace Profile #:	12518

Regulatory Agency

State / Location: NC

ITEM #	SAMPLE ID (One Character per box. (A-Z, 0-9 / , -) Sample Ids must be unique)	MATRIX CODE (see valid codes to left)	SAMPLE TYPE (G=GRAB C=COMP)	COLLECTED START DATE	COLLECTED START TIME	COLLECTED END DATE	COLLECTED END TIME	SAMPLE TEMP AT COLLECTION	# OF CONTAINERS	Unpreserved	H2SO4	HNO3	HCl	NaOH	Na2S2O3	Methanol	Other	Analyses Test Y/N	6200	VPH	6010 Lead	504.1 EDB	Trip BLANK	8260	Residual Chlorine (Y/N)	92494609
1	BH-19 (25-27.5)	SL		9/8	1605															X				X		019
2	BH-19 (20-22.5)	SL		9/8	1600															X				X		020
3	TB-20200909-2	TB																					X			024
4																										
5																										
6																										
7																										
8																										
9																										
10																										
11																										
12																										

Requested Analysis Filtered (Y/N)

ADDITIONAL COMMENTS	RELINQUISHED BY / AFFILIATION	DATE	TIME	ACCEPTED BY / AFFILIATION	DATE	TIME	SAMPLE CONDITIONS: TEMP in C	Received on Ice (Y/N)	Custody Sealed Cooler (Y/N)	Samples Intact (Y/N)
Shared TB	Andrew Wreschnig	9/9	1355	[signature]	9-9-20	1357				
	[signature]	9-9-20	1417	BB PACEHN	9/9/20	1417	1.8	Y	N	Y
							3.8			

SAMPLER NAME AND SIGNATURE

PRINT Name of SAMPLER: Andrew Wreschnig

SIGNATURE of SAMPLER: [signature]

DATE Signed: 9/9/20

Pace Analytical Services, LLC
9800 Kincey Ave. Suite 100
Huntersville, NC 28078
(704)875-9092

October 05, 2020

Andrew Street
Apex Companies - NC
5900 Northwoods Business Pkwy
Suite 5900-0
Charlotte, NC 28269

RE: Project: 2020-LI-2448
Pace Project No.: 92495194

Dear Andrew Street:

Enclosed are the analytical results for sample(s) received by the laboratory on September 11, 2020. The results relate only to the samples included in this report. Results reported herein conform to the applicable TNI/NELAC Standards and the laboratory's Quality Manual, where applicable, unless otherwise noted in the body of the report.

The test results provided in this final report were generated by each of the following laboratories within the Pace Network:

- Pace National - Mt. Juliet
- Pace Analytical Services - Charlotte

A revised laboratory report is being submitted on 10/5/2020 to update the collection date for sample 92495194002. It was entered incorrectly at sample log in.

If you have any questions concerning this report, please feel free to contact me.

Sincerely,

Angela M. Baioni

Angela Baioni
angela.baioni@pacelabs.com
(704)875-9092
Project Manager

Enclosures

cc: J Culbreath, Colonial Pipeline Company
Robert Hughes, Colonial Pipeline
Margaret King, APEX Companies, LLC
Emily Little, Apex Companies
Jeff Morrison, Colonial Pipeline Company
Tom Naumann, APEX Companies - NC
Joe Nicolette, Montrose-EPS
Christopher Schultz, Apex Companies
Alex Testoff, Montrose-EPS
Michael Verdon, Colonial Pipeline Company
JM Wyatt, Colonial Pipeline Company

REPORT OF LABORATORY ANALYSIS

This report shall not be reproduced, except in full,
without the written consent of Pace Analytical Services, LLC.

Pace Analytical Services, LLC
9800 Kincey Ave. Suite 100
Huntersville, NC 28078
(704)875-9092

CERTIFICATIONS

Project: 2020-LI-2448
Pace Project No.: 92495194

Pace Analytical Services National

12065 Lebanon Road, Mt. Juliet, TN 37122
Alabama Certification #: 40660
Alaska Certification 17-026
Arizona Certification #: AZ0612
Arkansas Certification #: 88-0469
California Certification #: 2932
Canada Certification #: 1461.01
Colorado Certification #: TN00003
Connecticut Certification #: PH-0197
DOD Certification: #1461.01
EPA# TN00003
Florida Certification #: E87487
Georgia DW Certification #: 923
Georgia Certification: NELAP
Idaho Certification #: TN00003
Illinois Certification #: 200008
Indiana Certification #: C-TN-01
Iowa Certification #: 364
Kansas Certification #: E-10277
Kentucky UST Certification #: 16
Kentucky Certification #: 90010
Louisiana Certification #: AI30792
Louisiana DW Certification #: LA180010
Maine Certification #: TN0002
Maryland Certification #: 324
Massachusetts Certification #: M-TN003
Michigan Certification #: 9958
Minnesota Certification #: 047-999-395
Mississippi Certification #: TN00003
Missouri Certification #: 340
Montana Certification #: CERT0086
Nebraska Certification #: NE-OS-15-05
Nevada Certification #: TN-03-2002-34
New Hampshire Certification #: 2975
New Jersey Certification #: TN002
New Mexico DW Certification
New York Certification #: 11742
North Carolina Aquatic Toxicity Certification #: 41
North Carolina Drinking Water Certification #: 21704
North Carolina Environmental Certificate #: 375
North Dakota Certification #: R-140
Ohio VAP Certification #: CL0069
Oklahoma Certification #: 9915
Oregon Certification #: TN200002
Pennsylvania Certification #: 68-02979
Rhode Island Certification #: LAO00356
South Carolina Certification #: 84004
South Dakota Certification
Tennessee DW/Chem/Micro Certification #: 2006
Texas Mold Certification #: LAB0152
Texas Certification #: T 104704245-17-14
USDA Soil Permit #: P330-15-00234
Utah Certification #: TN00003
Vermont Dept. of Health: ID# VT-2006
Virginia Certification #: VT2006
Virginia Certification #: 460132
Washington Certification #: C847
West Virginia Certification #: 233
Wisconsin Certification #: 9980939910
Wyoming UST Certification #: via A2LA 2926.01
A2LA-ISO 17025 Certification #: 1461.01
A2LA-ISO 17025 Certification #: 1461.02
AIHA-LAP/LLC EMLAP Certification #:100789

Pace Analytical Services Charlotte

9800 Kincey Ave. Ste 100, Huntersville, NC 28078
Louisiana/NELAP Certification # LA170028
North Carolina Drinking Water Certification #: 37706
North Carolina Field Services Certification #: 5342
North Carolina Wastewater Certification #: 12
South Carolina Certification #: 99006001
Florida/NELAP Certification #: E87627
Kentucky UST Certification #: 84
Virginia/VELAP Certification #: 460221

REPORT OF LABORATORY ANALYSIS

This report shall not be reproduced, except in full,
without the written consent of Pace Analytical Services, LLC.

Pace Analytical Services, LLC
9800 Kincey Ave. Suite 100
Huntersville, NC 28078
(704)875-9092

SAMPLE ANALYTE COUNT

Project: 2020-LI-2448
Pace Project No.: 92495194

Lab ID	Sample ID	Method	Analysts	Analytes Reported	Laboratory
92495194001	**MW-42_(17.5-20)**	MADEP VPH	ADM	6	PAN
		EPA 8260D	SAS	70	PASI-C
		ASTM D2974-87	KDF	1	PASI-C
		SM 2540G	KBC	1	PAN
92495194002	**MW-45_(25-27.5)**	MADEP VPH	ADM	6	PAN
		EPA 8260D	SAS	70	PASI-C
		ASTM D2974-87	KDF	1	PASI-C
		SM 2540G	KBC	1	PAN
92495194003	**MW-44_(10-12.5)**	MADEP VPH	ADM	6	PAN
		EPA 8260D	SAS	70	PASI-C
		ASTM D2974-87	KDF	1	PASI-C
		SM 2540G	KBC	1	PAN

PAN = Pace National - Mt. Juliet
PASI-C = Pace Analytical Services - Charlotte

REPORT OF LABORATORY ANALYSIS

This report shall not be reproduced, except in full,
without the written consent of Pace Analytical Services, LLC.

Pace Analytical Services, LLC
9800 Kincey Ave. Suite 100
Huntersville, NC 28078
(704)875-9092

ANALYTICAL RESULTS

Project: 2020-LI-2448
Pace Project No.: 92495194

Sample: MW-42_(17.5-20) **Lab ID: 92495194001** Collected: 09/10/20 18:00 Received: 09/11/20 18:15 Matrix: Solid

Results reported on a "dry weight" basis and are adjusted for percent moisture, sample size and any dilutions.

Parameters	Results	Units	Report Limit	DF	Prepared	Analyzed	CAS No.	Qual
MADEPV	Analytical Method: MADEP VPH Preparation Method: MADEPV Pace National - Mt. Juliet							
Aliphatic (C05-C08)	ND	mg/kg	6.21	1	09/10/20 18:00	09/18/20 18:39		
Aliphatic (C09-C12)	ND	mg/kg	6.21	1	09/10/20 18:00	09/18/20 18:39		
Aromatic (C09-C10),Unadjusted	ND	mg/kg	6.21	1	09/10/20 18:00	09/18/20 18:39	TPHC9C10A	
Total VPH	ND	mg/kg	6.21	1	09/10/20 18:00	09/18/20 18:39	VPH	
Surrogates								
2,5-Dibromotoluene (FID)	100	%	70.0-130	1	09/10/20 18:00	09/18/20 18:39	615-59-8FID	
2,5-Dibromotoluene (PID)	89.6	%	70.0-130	1	09/10/20 18:00	09/18/20 18:39	615-59-8PID	
8260D/5035A/5030B Volatiles	Analytical Method: EPA 8260D Preparation Method: EPA 5035A/5030B Pace Analytical Services - Charlotte							
Acetone	ND	ug/kg	109	1	09/15/20 15:09	09/16/20 00:18	67-64-1	
Benzene	ND	ug/kg	5.4	1	09/15/20 15:09	09/16/20 00:18	71-43-2	
Bromobenzene	ND	ug/kg	5.4	1	09/15/20 15:09	09/16/20 00:18	108-86-1	
Bromochloromethane	ND	ug/kg	5.4	1	09/15/20 15:09	09/16/20 00:18	74-97-5	
Bromodichloromethane	ND	ug/kg	5.4	1	09/15/20 15:09	09/16/20 00:18	75-27-4	
Bromoform	ND	ug/kg	5.4	1	09/15/20 15:09	09/16/20 00:18	75-25-2	
Bromomethane	ND	ug/kg	10.9	1	09/15/20 15:09	09/16/20 00:18	74-83-9	
2-Butanone (MEK)	ND	ug/kg	109	1	09/15/20 15:09	09/16/20 00:18	78-93-3	
n-Butylbenzene	ND	ug/kg	5.4	1	09/15/20 15:09	09/16/20 00:18	104-51-8	
sec-Butylbenzene	ND	ug/kg	5.4	1	09/15/20 15:09	09/16/20 00:18	135-98-8	
tert-Butylbenzene	ND	ug/kg	5.4	1	09/15/20 15:09	09/16/20 00:18	98-06-6	
Carbon tetrachloride	ND	ug/kg	5.4	1	09/15/20 15:09	09/16/20 00:18	56-23-5	
Chlorobenzene	ND	ug/kg	5.4	1	09/15/20 15:09	09/16/20 00:18	108-90-7	
Chloroethane	ND	ug/kg	10.9	1	09/15/20 15:09	09/16/20 00:18	75-00-3	
Chloroform	ND	ug/kg	5.4	1	09/15/20 15:09	09/16/20 00:18	67-66-3	
Chloromethane	ND	ug/kg	10.9	1	09/15/20 15:09	09/16/20 00:18	74-87-3	
2-Chlorotoluene	ND	ug/kg	5.4	1	09/15/20 15:09	09/16/20 00:18	95-49-8	
4-Chlorotoluene	ND	ug/kg	5.4	1	09/15/20 15:09	09/16/20 00:18	106-43-4	
1,2-Dibromo-3-chloropropane	ND	ug/kg	5.4	1	09/15/20 15:09	09/16/20 00:18	96-12-8	
Dibromochloromethane	ND	ug/kg	5.4	1	09/15/20 15:09	09/16/20 00:18	124-48-1	
1,2-Dibromoethane (EDB)	ND	ug/kg	5.4	1	09/15/20 15:09	09/16/20 00:18	106-93-4	
Dibromomethane	ND	ug/kg	5.4	1	09/15/20 15:09	09/16/20 00:18	74-95-3	
1,2-Dichlorobenzene	ND	ug/kg	5.4	1	09/15/20 15:09	09/16/20 00:18	95-50-1	
1,3-Dichlorobenzene	ND	ug/kg	5.4	1	09/15/20 15:09	09/16/20 00:18	541-73-1	
1,4-Dichlorobenzene	ND	ug/kg	5.4	1	09/15/20 15:09	09/16/20 00:18	106-46-7	
Dichlorodifluoromethane	ND	ug/kg	10.9	1	09/15/20 15:09	09/16/20 00:18	75-71-8	L1,v1
1,1-Dichloroethane	ND	ug/kg	5.4	1	09/15/20 15:09	09/16/20 00:18	75-34-3	
1,2-Dichloroethane	ND	ug/kg	5.4	1	09/15/20 15:09	09/16/20 00:18	107-06-2	
1,1-Dichloroethene	ND	ug/kg	5.4	1	09/15/20 15:09	09/16/20 00:18	75-35-4	
cis-1,2-Dichloroethene	ND	ug/kg	5.4	1	09/15/20 15:09	09/16/20 00:18	156-59-2	
trans-1,2-Dichloroethene	ND	ug/kg	5.4	1	09/15/20 15:09	09/16/20 00:18	156-60-5	
1,2-Dichloropropane	ND	ug/kg	5.4	1	09/15/20 15:09	09/16/20 00:18	78-87-5	
1,3-Dichloropropane	ND	ug/kg	5.4	1	09/15/20 15:09	09/16/20 00:18	142-28-9	
2,2-Dichloropropane	ND	ug/kg	5.4	1	09/15/20 15:09	09/16/20 00:18	594-20-7	
1,1-Dichloropropene	ND	ug/kg	5.4	1	09/15/20 15:09	09/16/20 00:18	563-58-6	

REPORT OF LABORATORY ANALYSIS

This report shall not be reproduced, except in full,
without the written consent of Pace Analytical Services, LLC.

Pace Analytical Services, LLC
9800 Kincey Ave. Suite 100
Huntersville, NC 28078
(704)875-9092

ANALYTICAL RESULTS

Project: 2020-LI-2448
Pace Project No.: 92495194

Sample: MW-42_(17.5-20) **Lab ID: 92495194001** Collected: 09/10/20 18:00 Received: 09/11/20 18:15 Matrix: Solid

Results reported on a "dry weight" basis and are adjusted for percent moisture, sample size and any dilutions.

Parameters	Results	Units	Report Limit	DF	Prepared	Analyzed	CAS No.	Qual
8260D/5035A/5030B Volatiles	Analytical Method: EPA 8260D Preparation Method: EPA 5035A/5030B Pace Analytical Services - Charlotte							
cis-1,3-Dichloropropene	ND	ug/kg	5.4	1	09/15/20 15:09	09/16/20 00:18	10061-01-5	
trans-1,3-Dichloropropene	ND	ug/kg	5.4	1	09/15/20 15:09	09/16/20 00:18	10061-02-6	
Diisopropyl ether	ND	ug/kg	5.4	1	09/15/20 15:09	09/16/20 00:18	108-20-3	
Ethylbenzene	ND	ug/kg	5.4	1	09/15/20 15:09	09/16/20 00:18	100-41-4	
Hexachloro-1,3-butadiene	ND	ug/kg	5.4	1	09/15/20 15:09	09/16/20 00:18	87-68-3	
2-Hexanone	ND	ug/kg	54.4	1	09/15/20 15:09	09/16/20 00:18	591-78-6	
Isopropylbenzene (Cumene)	ND	ug/kg	5.4	1	09/15/20 15:09	09/16/20 00:18	98-82-8	
p-Isopropyltoluene	ND	ug/kg	5.4	1	09/15/20 15:09	09/16/20 00:18	99-87-6	
Methylene Chloride	ND	ug/kg	21.8	1	09/15/20 15:09	09/16/20 00:18	75-09-2	
4-Methyl-2-pentanone (MIBK)	ND	ug/kg	54.4	1	09/15/20 15:09	09/16/20 00:18	108-10-1	
Methyl-tert-butyl ether	ND	ug/kg	5.4	1	09/15/20 15:09	09/16/20 00:18	1634-04-4	
Naphthalene	ND	ug/kg	5.4	1	09/15/20 15:09	09/16/20 00:18	91-20-3	
n-Propylbenzene	ND	ug/kg	5.4	1	09/15/20 15:09	09/16/20 00:18	103-65-1	
Styrene	ND	ug/kg	5.4	1	09/15/20 15:09	09/16/20 00:18	100-42-5	
1,1,1,2-Tetrachloroethane	ND	ug/kg	5.4	1	09/15/20 15:09	09/16/20 00:18	630-20-6	
1,1,2,2-Tetrachloroethane	ND	ug/kg	5.4	1	09/15/20 15:09	09/16/20 00:18	79-34-5	
Tetrachloroethene	ND	ug/kg	5.4	1	09/15/20 15:09	09/16/20 00:18	127-18-4	
Toluene	**8.8**	ug/kg	5.4	1	09/15/20 15:09	09/16/20 00:18	108-88-3	
1,2,3-Trichlorobenzene	ND	ug/kg	5.4	1	09/15/20 15:09	09/16/20 00:18	87-61-6	
1,2,4-Trichlorobenzene	ND	ug/kg	5.4	1	09/15/20 15:09	09/16/20 00:18	120-82-1	
1,1,1-Trichloroethane	ND	ug/kg	5.4	1	09/15/20 15:09	09/16/20 00:18	71-55-6	
1,1,2-Trichloroethane	ND	ug/kg	5.4	1	09/15/20 15:09	09/16/20 00:18	79-00-5	
Trichloroethene	ND	ug/kg	5.4	1	09/15/20 15:09	09/16/20 00:18	79-01-6	
Trichlorofluoromethane	ND	ug/kg	5.4	1	09/15/20 15:09	09/16/20 00:18	75-69-4	
1,2,3-Trichloropropane	ND	ug/kg	5.4	1	09/15/20 15:09	09/16/20 00:18	96-18-4	
1,2,4-Trimethylbenzene	**15.5**	ug/kg	5.4	1	09/15/20 15:09	09/16/20 00:18	95-63-6	
1,3,5-Trimethylbenzene	ND	ug/kg	5.4	1	09/15/20 15:09	09/16/20 00:18	108-67-8	
Vinyl acetate	ND	ug/kg	54.4	1	09/15/20 15:09	09/16/20 00:18	108-05-4	
Vinyl chloride	ND	ug/kg	10.9	1	09/15/20 15:09	09/16/20 00:18	75-01-4	
Xylene (Total)	**20.6**	ug/kg	10.9	1	09/15/20 15:09	09/16/20 00:18	1330-20-7	
m&p-Xylene	**13.3**	ug/kg	10.9	1	09/15/20 15:09	09/16/20 00:18	179601-23-1	
o-Xylene	**7.3**	ug/kg	5.4	1	09/15/20 15:09	09/16/20 00:18	95-47-6	
Surrogates								
Toluene-d8 (S)	100	%	70-130	1	09/15/20 15:09	09/16/20 00:18	2037-26-5	
4-Bromofluorobenzene (S)	97	%	70-130	1	09/15/20 15:09	09/16/20 00:18	460-00-4	
1,2-Dichloroethane-d4 (S)	108	%	70-132	1	09/15/20 15:09	09/16/20 00:18	17060-07-0	
Percent Moisture	Analytical Method: ASTM D2974-87 Pace Analytical Services - Charlotte							
Percent Moisture	**11.3**	%	0.10	1		09/14/20 16:06		
Total Solids 2540 G-2011	Analytical Method: SM 2540G Preparation Method: SM 2540 G Pace National - Mt. Juliet							
Total Solids	**89.4**	%		1	09/17/20 20:05	09/17/20 20:29		

REPORT OF LABORATORY ANALYSIS

This report shall not be reproduced, except in full,
without the written consent of Pace Analytical Services, LLC.

Pace Analytical Services, LLC
9800 Kincey Ave. Suite 100
Huntersville, NC 28078
(704)875-9092

ANALYTICAL RESULTS

Project: 2020-LI-2448
Pace Project No.: 92495194

Sample: MW-45_(25-27.5) **Lab ID: 92495194002** Collected: 09/11/20 16:15 Received: 09/11/20 18:15 Matrix: Solid

Results reported on a "dry weight" basis and are adjusted for percent moisture, sample size and any dilutions.

Parameters	Results	Units	Report Limit	DF	Prepared	Analyzed	CAS No.	Qual
MADEPV	Analytical Method: MADEP VPH Preparation Method: MADEPV Pace National - Mt. Juliet							
Aliphatic (C05-C08)	ND	mg/kg	7.18	1	09/10/20 16:15	09/18/20 19:12		
Aliphatic (C09-C12)	ND	mg/kg	7.18	1	09/10/20 16:15	09/18/20 19:12		
Aromatic (C09-C10),Unadjusted	ND	mg/kg	7.18	1	09/10/20 16:15	09/18/20 19:12	TPHC9C10A	
Total VPH	ND	mg/kg	7.18	1	09/10/20 16:15	09/18/20 19:12	VPH	
Surrogates								
2,5-Dibromotoluene (FID)	92.3	%	70.0-130	1	09/10/20 16:15	09/18/20 19:12	615-59-8FID	
2,5-Dibromotoluene (PID)	83.4	%	70.0-130	1	09/10/20 16:15	09/18/20 19:12	615-59-8PID	
8260D/5035A/5030B Volatiles	Analytical Method: EPA 8260D Preparation Method: EPA 5035A/5030B Pace Analytical Services - Charlotte							
Acetone	ND	ug/kg	126	1	09/15/20 15:09	09/16/20 00:36	67-64-1	
Benzene	ND	ug/kg	6.3	1	09/15/20 15:09	09/16/20 00:36	71-43-2	
Bromobenzene	ND	ug/kg	6.3	1	09/15/20 15:09	09/16/20 00:36	108-86-1	
Bromochloromethane	ND	ug/kg	6.3	1	09/15/20 15:09	09/16/20 00:36	74-97-5	
Bromodichloromethane	ND	ug/kg	6.3	1	09/15/20 15:09	09/16/20 00:36	75-27-4	
Bromoform	ND	ug/kg	6.3	1	09/15/20 15:09	09/16/20 00:36	75-25-2	
Bromomethane	ND	ug/kg	12.6	1	09/15/20 15:09	09/16/20 00:36	74-83-9	
2-Butanone (MEK)	ND	ug/kg	126	1	09/15/20 15:09	09/16/20 00:36	78-93-3	
n-Butylbenzene	ND	ug/kg	6.3	1	09/15/20 15:09	09/16/20 00:36	104-51-8	
sec-Butylbenzene	ND	ug/kg	6.3	1	09/15/20 15:09	09/16/20 00:36	135-98-8	
tert-Butylbenzene	ND	ug/kg	6.3	1	09/15/20 15:09	09/16/20 00:36	98-06-6	
Carbon tetrachloride	ND	ug/kg	6.3	1	09/15/20 15:09	09/16/20 00:36	56-23-5	
Chlorobenzene	ND	ug/kg	6.3	1	09/15/20 15:09	09/16/20 00:36	108-90-7	
Chloroethane	ND	ug/kg	12.6	1	09/15/20 15:09	09/16/20 00:36	75-00-3	
Chloroform	ND	ug/kg	6.3	1	09/15/20 15:09	09/16/20 00:36	67-66-3	
Chloromethane	ND	ug/kg	12.6	1	09/15/20 15:09	09/16/20 00:36	74-87-3	
2-Chlorotoluene	ND	ug/kg	6.3	1	09/15/20 15:09	09/16/20 00:36	95-49-8	
4-Chlorotoluene	ND	ug/kg	6.3	1	09/15/20 15:09	09/16/20 00:36	106-43-4	
1,2-Dibromo-3-chloropropane	ND	ug/kg	6.3	1	09/15/20 15:09	09/16/20 00:36	96-12-8	
Dibromochloromethane	ND	ug/kg	6.3	1	09/15/20 15:09	09/16/20 00:36	124-48-1	
1,2-Dibromoethane (EDB)	ND	ug/kg	6.3	1	09/15/20 15:09	09/16/20 00:36	106-93-4	
Dibromomethane	ND	ug/kg	6.3	1	09/15/20 15:09	09/16/20 00:36	74-95-3	
1,2-Dichlorobenzene	ND	ug/kg	6.3	1	09/15/20 15:09	09/16/20 00:36	95-50-1	
1,3-Dichlorobenzene	ND	ug/kg	6.3	1	09/15/20 15:09	09/16/20 00:36	541-73-1	
1,4-Dichlorobenzene	ND	ug/kg	6.3	1	09/15/20 15:09	09/16/20 00:36	106-46-7	
Dichlorodifluoromethane	ND	ug/kg	12.6	1	09/15/20 15:09	09/16/20 00:36	75-71-8	L1,v1
1,1-Dichloroethane	ND	ug/kg	6.3	1	09/15/20 15:09	09/16/20 00:36	75-34-3	
1,2-Dichloroethane	ND	ug/kg	6.3	1	09/15/20 15:09	09/16/20 00:36	107-06-2	
1,1-Dichloroethene	ND	ug/kg	6.3	1	09/15/20 15:09	09/16/20 00:36	75-35-4	
cis-1,2-Dichloroethene	ND	ug/kg	6.3	1	09/15/20 15:09	09/16/20 00:36	156-59-2	
trans-1,2-Dichloroethene	ND	ug/kg	6.3	1	09/15/20 15:09	09/16/20 00:36	156-60-5	
1,2-Dichloropropane	ND	ug/kg	6.3	1	09/15/20 15:09	09/16/20 00:36	78-87-5	
1,3-Dichloropropane	ND	ug/kg	6.3	1	09/15/20 15:09	09/16/20 00:36	142-28-9	
2,2-Dichloropropane	ND	ug/kg	6.3	1	09/15/20 15:09	09/16/20 00:36	594-20-7	
1,1-Dichloropropene	ND	ug/kg	6.3	1	09/15/20 15:09	09/16/20 00:36	563-58-6	

REPORT OF LABORATORY ANALYSIS

This report shall not be reproduced, except in full,
without the written consent of Pace Analytical Services, LLC.

Pace Analytical Services, LLC
9800 Kincey Ave. Suite 100
Huntersville, NC 28078
(704)875-9092

ANALYTICAL RESULTS

Project: 2020-LI-2448
Pace Project No.: 92495194

Sample: MW-45_(25-27.5) **Lab ID: 92495194002** Collected: 09/11/20 16:15 Received: 09/11/20 18:15 Matrix: Solid

Results reported on a "dry weight" basis and are adjusted for percent moisture, sample size and any dilutions.

Parameters	Results	Units	Report Limit	DF	Prepared	Analyzed	CAS No.	Qual
8260D/5035A/5030B Volatiles	Analytical Method: EPA 8260D Preparation Method: EPA 5035A/5030B Pace Analytical Services - Charlotte							
cis-1,3-Dichloropropene	ND	ug/kg	6.3	1	09/15/20 15:09	09/16/20 00:36	10061-01-5	
trans-1,3-Dichloropropene	ND	ug/kg	6.3	1	09/15/20 15:09	09/16/20 00:36	10061-02-6	
Diisopropyl ether	ND	ug/kg	6.3	1	09/15/20 15:09	09/16/20 00:36	108-20-3	
Ethylbenzene	ND	ug/kg	6.3	1	09/15/20 15:09	09/16/20 00:36	100-41-4	
Hexachloro-1,3-butadiene	ND	ug/kg	6.3	1	09/15/20 15:09	09/16/20 00:36	87-68-3	
2-Hexanone	ND	ug/kg	63.0	1	09/15/20 15:09	09/16/20 00:36	591-78-6	
Isopropylbenzene (Cumene)	ND	ug/kg	6.3	1	09/15/20 15:09	09/16/20 00:36	98-82-8	
p-Isopropyltoluene	ND	ug/kg	6.3	1	09/15/20 15:09	09/16/20 00:36	99-87-6	
Methylene Chloride	ND	ug/kg	25.2	1	09/15/20 15:09	09/16/20 00:36	75-09-2	
4-Methyl-2-pentanone (MIBK)	ND	ug/kg	63.0	1	09/15/20 15:09	09/16/20 00:36	108-10-1	
Methyl-tert-butyl ether	ND	ug/kg	6.3	1	09/15/20 15:09	09/16/20 00:36	1634-04-4	
Naphthalene	ND	ug/kg	6.3	1	09/15/20 15:09	09/16/20 00:36	91-20-3	
n-Propylbenzene	ND	ug/kg	6.3	1	09/15/20 15:09	09/16/20 00:36	103-65-1	
Styrene	ND	ug/kg	6.3	1	09/15/20 15:09	09/16/20 00:36	100-42-5	
1,1,1,2-Tetrachloroethane	ND	ug/kg	6.3	1	09/15/20 15:09	09/16/20 00:36	630-20-6	
1,1,2,2-Tetrachloroethane	ND	ug/kg	6.3	1	09/15/20 15:09	09/16/20 00:36	79-34-5	
Tetrachloroethene	ND	ug/kg	6.3	1	09/15/20 15:09	09/16/20 00:36	127-18-4	
Toluene	ND	ug/kg	6.3	1	09/15/20 15:09	09/16/20 00:36	108-88-3	
1,2,3-Trichlorobenzene	ND	ug/kg	6.3	1	09/15/20 15:09	09/16/20 00:36	87-61-6	
1,2,4-Trichlorobenzene	ND	ug/kg	6.3	1	09/15/20 15:09	09/16/20 00:36	120-82-1	
1,1,1-Trichloroethane	ND	ug/kg	6.3	1	09/15/20 15:09	09/16/20 00:36	71-55-6	
1,1,2-Trichloroethane	ND	ug/kg	6.3	1	09/15/20 15:09	09/16/20 00:36	79-00-5	
Trichloroethene	ND	ug/kg	6.3	1	09/15/20 15:09	09/16/20 00:36	79-01-6	
Trichlorofluoromethane	ND	ug/kg	6.3	1	09/15/20 15:09	09/16/20 00:36	75-69-4	
1,2,3-Trichloropropane	ND	ug/kg	6.3	1	09/15/20 15:09	09/16/20 00:36	96-18-4	
1,2,4-Trimethylbenzene	ND	ug/kg	6.3	1	09/15/20 15:09	09/16/20 00:36	95-63-6	
1,3,5-Trimethylbenzene	ND	ug/kg	6.3	1	09/15/20 15:09	09/16/20 00:36	108-67-8	
Vinyl acetate	ND	ug/kg	63.0	1	09/15/20 15:09	09/16/20 00:36	108-05-4	
Vinyl chloride	ND	ug/kg	12.6	1	09/15/20 15:09	09/16/20 00:36	75-01-4	
Xylene (Total)	ND	ug/kg	12.6	1	09/15/20 15:09	09/16/20 00:36	1330-20-7	
m&p-Xylene	ND	ug/kg	12.6	1	09/15/20 15:09	09/16/20 00:36	179601-23-1	
o-Xylene	ND	ug/kg	6.3	1	09/15/20 15:09	09/16/20 00:36	95-47-6	
Surrogates								
Toluene-d8 (S)	100	%	70-130	1	09/15/20 15:09	09/16/20 00:36	2037-26-5	
4-Bromofluorobenzene (S)	97	%	70-130	1	09/15/20 15:09	09/16/20 00:36	460-00-4	
1,2-Dichloroethane-d4 (S)	106	%	70-132	1	09/15/20 15:09	09/16/20 00:36	17060-07-0	
Percent Moisture	Analytical Method: ASTM D2974-87 Pace Analytical Services - Charlotte							
Percent Moisture	**17.7**	%	0.10	1		09/14/20 16:06		
Total Solids 2540 G-2011	Analytical Method: SM 2540G Preparation Method: SM 2540 G Pace National - Mt. Juliet							
Total Solids	**82.2**	%		1	09/17/20 20:05	09/17/20 20:29		

REPORT OF LABORATORY ANALYSIS

This report shall not be reproduced, except in full,
without the written consent of Pace Analytical Services, LLC.

Pace Analytical Services, LLC
9800 Kincey Ave. Suite 100
Huntersville, NC 28078
(704)875-9092

ANALYTICAL RESULTS

Project: 2020-LI-2448
Pace Project No.: 92495194

Sample: MW-44_(10-12.5) **Lab ID: 92495194003** Collected: 09/10/20 15:10 Received: 09/11/20 18:15 Matrix: Solid

Results reported on a "dry weight" basis and are adjusted for percent moisture, sample size and any dilutions.

Parameters	Results	Units	Report Limit	DF	Prepared	Analyzed	CAS No.	Qual
MADEPV	Analytical Method: MADEP VPH Preparation Method: MADEPV Pace National - Mt. Juliet							
Aliphatic (C05-C08)	ND	mg/kg	6.39	1	09/10/20 15:10	09/18/20 19:45		
Aliphatic (C09-C12)	ND	mg/kg	6.39	1	09/10/20 15:10	09/18/20 19:45		
Aromatic (C09-C10),Unadjusted	ND	mg/kg	6.39	1	09/10/20 15:10	09/18/20 19:45	TPHC9C10A	
Total VPH	ND	mg/kg	6.39	1	09/10/20 15:10	09/18/20 19:45	VPH	
Surrogates								
2,5-Dibromotoluene (FID)	92.4	%	70.0-130	1	09/10/20 15:10	09/18/20 19:45	615-59-8FID	
2,5-Dibromotoluene (PID)	83.0	%	70.0-130	1	09/10/20 15:10	09/18/20 19:45	615-59-8PID	
8260D/5035A/5030B Volatiles	Analytical Method: EPA 8260D Preparation Method: EPA 5035A/5030B Pace Analytical Services - Charlotte							
Acetone	ND	ug/kg	120	1	09/15/20 15:09	09/16/20 00:53	67-64-1	
Benzene	ND	ug/kg	6.0	1	09/15/20 15:09	09/16/20 00:53	71-43-2	
Bromobenzene	ND	ug/kg	6.0	1	09/15/20 15:09	09/16/20 00:53	108-86-1	
Bromochloromethane	ND	ug/kg	6.0	1	09/15/20 15:09	09/16/20 00:53	74-97-5	
Bromodichloromethane	ND	ug/kg	6.0	1	09/15/20 15:09	09/16/20 00:53	75-27-4	
Bromoform	ND	ug/kg	6.0	1	09/15/20 15:09	09/16/20 00:53	75-25-2	
Bromomethane	ND	ug/kg	12.0	1	09/15/20 15:09	09/16/20 00:53	74-83-9	
2-Butanone (MEK)	ND	ug/kg	120	1	09/15/20 15:09	09/16/20 00:53	78-93-3	
n-Butylbenzene	ND	ug/kg	6.0	1	09/15/20 15:09	09/16/20 00:53	104-51-8	
sec-Butylbenzene	ND	ug/kg	6.0	1	09/15/20 15:09	09/16/20 00:53	135-98-8	
tert-Butylbenzene	ND	ug/kg	6.0	1	09/15/20 15:09	09/16/20 00:53	98-06-6	
Carbon tetrachloride	ND	ug/kg	6.0	1	09/15/20 15:09	09/16/20 00:53	56-23-5	
Chlorobenzene	ND	ug/kg	6.0	1	09/15/20 15:09	09/16/20 00:53	108-90-7	
Chloroethane	ND	ug/kg	12.0	1	09/15/20 15:09	09/16/20 00:53	75-00-3	
Chloroform	ND	ug/kg	6.0	1	09/15/20 15:09	09/16/20 00:53	67-66-3	
Chloromethane	ND	ug/kg	12.0	1	09/15/20 15:09	09/16/20 00:53	74-87-3	
2-Chlorotoluene	ND	ug/kg	6.0	1	09/15/20 15:09	09/16/20 00:53	95-49-8	
4-Chlorotoluene	ND	ug/kg	6.0	1	09/15/20 15:09	09/16/20 00:53	106-43-4	
1,2-Dibromo-3-chloropropane	ND	ug/kg	6.0	1	09/15/20 15:09	09/16/20 00:53	96-12-8	
Dibromochloromethane	ND	ug/kg	6.0	1	09/15/20 15:09	09/16/20 00:53	124-48-1	
1,2-Dibromoethane (EDB)	ND	ug/kg	6.0	1	09/15/20 15:09	09/16/20 00:53	106-93-4	
Dibromomethane	ND	ug/kg	6.0	1	09/15/20 15:09	09/16/20 00:53	74-95-3	
1,2-Dichlorobenzene	ND	ug/kg	6.0	1	09/15/20 15:09	09/16/20 00:53	95-50-1	
1,3-Dichlorobenzene	ND	ug/kg	6.0	1	09/15/20 15:09	09/16/20 00:53	541-73-1	
1,4-Dichlorobenzene	ND	ug/kg	6.0	1	09/15/20 15:09	09/16/20 00:53	106-46-7	
Dichlorodifluoromethane	ND	ug/kg	12.0	1	09/15/20 15:09	09/16/20 00:53	75-71-8	L1,v1
1,1-Dichloroethane	ND	ug/kg	6.0	1	09/15/20 15:09	09/16/20 00:53	75-34-3	
1,2-Dichloroethane	ND	ug/kg	6.0	1	09/15/20 15:09	09/16/20 00:53	107-06-2	
1,1-Dichloroethene	ND	ug/kg	6.0	1	09/15/20 15:09	09/16/20 00:53	75-35-4	
cis-1,2-Dichloroethene	ND	ug/kg	6.0	1	09/15/20 15:09	09/16/20 00:53	156-59-2	
trans-1,2-Dichloroethene	ND	ug/kg	6.0	1	09/15/20 15:09	09/16/20 00:53	156-60-5	
1,2-Dichloropropane	ND	ug/kg	6.0	1	09/15/20 15:09	09/16/20 00:53	78-87-5	
1,3-Dichloropropane	ND	ug/kg	6.0	1	09/15/20 15:09	09/16/20 00:53	142-28-9	
2,2-Dichloropropane	ND	ug/kg	6.0	1	09/15/20 15:09	09/16/20 00:53	594-20-7	
1,1-Dichloropropene	ND	ug/kg	6.0	1	09/15/20 15:09	09/16/20 00:53	563-58-6	

REPORT OF LABORATORY ANALYSIS

This report shall not be reproduced, except in full,
without the written consent of Pace Analytical Services, LLC.

Pace Analytical Services, LLC
9800 Kincey Ave. Suite 100
Huntersville, NC 28078
(704)875-9092

ANALYTICAL RESULTS

Project: 2020-LI-2448
Pace Project No.: 92495194

Sample: MW-44_(10-12.5) **Lab ID: 92495194003** Collected: 09/10/20 15:10 Received: 09/11/20 18:15 Matrix: Solid

Results reported on a "dry weight" basis and are adjusted for percent moisture, sample size and any dilutions.

Parameters	Results	Units	Report Limit	DF	Prepared	Analyzed	CAS No.	Qual
8260D/5035A/5030B Volatiles	Analytical Method: EPA 8260D Preparation Method: EPA 5035A/5030B Pace Analytical Services - Charlotte							
cis-1,3-Dichloropropene	ND	ug/kg	6.0	1	09/15/20 15:09	09/16/20 00:53	10061-01-5	
trans-1,3-Dichloropropene	ND	ug/kg	6.0	1	09/15/20 15:09	09/16/20 00:53	10061-02-6	
Diisopropyl ether	ND	ug/kg	6.0	1	09/15/20 15:09	09/16/20 00:53	108-20-3	
Ethylbenzene	ND	ug/kg	6.0	1	09/15/20 15:09	09/16/20 00:53	100-41-4	
Hexachloro-1,3-butadiene	ND	ug/kg	6.0	1	09/15/20 15:09	09/16/20 00:53	87-68-3	
2-Hexanone	ND	ug/kg	59.8	1	09/15/20 15:09	09/16/20 00:53	591-78-6	
Isopropylbenzene (Cumene)	ND	ug/kg	6.0	1	09/15/20 15:09	09/16/20 00:53	98-82-8	
p-Isopropyltoluene	ND	ug/kg	6.0	1	09/15/20 15:09	09/16/20 00:53	99-87-6	
Methylene Chloride	ND	ug/kg	23.9	1	09/15/20 15:09	09/16/20 00:53	75-09-2	
4-Methyl-2-pentanone (MIBK)	ND	ug/kg	59.8	1	09/15/20 15:09	09/16/20 00:53	108-10-1	
Methyl-tert-butyl ether	ND	ug/kg	6.0	1	09/15/20 15:09	09/16/20 00:53	1634-04-4	
Naphthalene	ND	ug/kg	6.0	1	09/15/20 15:09	09/16/20 00:53	91-20-3	
n-Propylbenzene	ND	ug/kg	6.0	1	09/15/20 15:09	09/16/20 00:53	103-65-1	
Styrene	ND	ug/kg	6.0	1	09/15/20 15:09	09/16/20 00:53	100-42-5	
1,1,1,2-Tetrachloroethane	ND	ug/kg	6.0	1	09/15/20 15:09	09/16/20 00:53	630-20-6	
1,1,2,2-Tetrachloroethane	ND	ug/kg	6.0	1	09/15/20 15:09	09/16/20 00:53	79-34-5	
Tetrachloroethene	ND	ug/kg	6.0	1	09/15/20 15:09	09/16/20 00:53	127-18-4	
Toluene	ND	ug/kg	6.0	1	09/15/20 15:09	09/16/20 00:53	108-88-3	
1,2,3-Trichlorobenzene	ND	ug/kg	6.0	1	09/15/20 15:09	09/16/20 00:53	87-61-6	
1,2,4-Trichlorobenzene	ND	ug/kg	6.0	1	09/15/20 15:09	09/16/20 00:53	120-82-1	
1,1,1-Trichloroethane	ND	ug/kg	6.0	1	09/15/20 15:09	09/16/20 00:53	71-55-6	
1,1,2-Trichloroethane	ND	ug/kg	6.0	1	09/15/20 15:09	09/16/20 00:53	79-00-5	
Trichloroethene	ND	ug/kg	6.0	1	09/15/20 15:09	09/16/20 00:53	79-01-6	
Trichlorofluoromethane	ND	ug/kg	6.0	1	09/15/20 15:09	09/16/20 00:53	75-69-4	
1,2,3-Trichloropropane	ND	ug/kg	6.0	1	09/15/20 15:09	09/16/20 00:53	96-18-4	
1,2,4-Trimethylbenzene	ND	ug/kg	6.0	1	09/15/20 15:09	09/16/20 00:53	95-63-6	
1,3,5-Trimethylbenzene	ND	ug/kg	6.0	1	09/15/20 15:09	09/16/20 00:53	108-67-8	
Vinyl acetate	ND	ug/kg	59.8	1	09/15/20 15:09	09/16/20 00:53	108-05-4	
Vinyl chloride	ND	ug/kg	12.0	1	09/15/20 15:09	09/16/20 00:53	75-01-4	
Xylene (Total)	ND	ug/kg	12.0	1	09/15/20 15:09	09/16/20 00:53	1330-20-7	
m&p-Xylene	ND	ug/kg	12.0	1	09/15/20 15:09	09/16/20 00:53	179601-23-1	
o-Xylene	ND	ug/kg	6.0	1	09/15/20 15:09	09/16/20 00:53	95-47-6	
Surrogates								
Toluene-d8 (S)	99	%	70-130	1	09/15/20 15:09	09/16/20 00:53	2037-26-5	
4-Bromofluorobenzene (S)	95	%	70-130	1	09/15/20 15:09	09/16/20 00:53	460-00-4	
1,2-Dichloroethane-d4 (S)	107	%	70-132	1	09/15/20 15:09	09/16/20 00:53	17060-07-0	
Percent Moisture	Analytical Method: ASTM D2974-87 Pace Analytical Services - Charlotte							
Percent Moisture	**12.6**	%	0.10	1		09/14/20 16:07		
Total Solids 2540 G-2011	Analytical Method: SM 2540G Preparation Method: SM 2540 G Pace National - Mt. Juliet							
Total Solids	**87.9**	%		1	09/17/20 20:05	09/17/20 20:29		

REPORT OF LABORATORY ANALYSIS

This report shall not be reproduced, except in full,
without the written consent of Pace Analytical Services, LLC.

Pace Analytical Services, LLC
9800 Kincey Ave. Suite 100
Huntersville, NC 28078
(704)875-9092

QUALITY CONTROL DATA

Project: 2020-LI-2448
Pace Project No.: 92495194

QC Batch: 1545407
QC Batch Method: MADEPV
Analysis Method: MADEP VPH
Analysis Description: MADEPV
Laboratory: Pace National - Mt. Juliet
Associated Lab Samples: 92495194001, 92495194002, 92495194003

METHOD BLANK: R3572127-3 Matrix: Solid
Associated Lab Samples: 92495194001, 92495194002, 92495194003

Parameter	Units	Blank Result	Reporting Limit	Analyzed	Qualifiers
Aliphatic (C05-C08)	mg/kg	ND	5.00	09/18/20 11:49	
Aliphatic (C09-C12)	mg/kg	ND	5.00	09/18/20 11:49	
Aromatic (C09-C10),Unadjusted	mg/kg	ND	5.00	09/18/20 11:49	
Total VPH	mg/kg	ND	5.00	09/18/20 11:49	
2,5-Dibromotoluene (FID)	%	86.6	70.0-130	09/18/20 11:49	
2,5-Dibromotoluene (PID)	%	79.3	70.0-130	09/18/20 11:49	

LABORATORY CONTROL SAMPLE & LCSD: R3572127-1 R3572127-2

Parameter	Units	Spike Conc.	LCS Result	LCSD Result	LCS % Rec	LCSD % Rec	% Rec Limits	RPD	Max RPD	Qualifiers
Aliphatic (C05-C08)	mg/kg	60.0	57.3	56.1	95.5	93.5	70.0-130	2.12	25	
Aliphatic (C09-C12)	mg/kg	70.0	73.1	71.0	104	101	70.0-130	2.91	25	
Aromatic (C09-C10),Unadjusted	mg/kg	10.0	9.04	9.35	90.4	93.5	70.0-130	3.37	25	
Total VPH	mg/kg	140	139	136	99.3	97.1	70.0-130	2.18	25	
2,5-Dibromotoluene (FID)	%				89.8	93.2	70.0-130			
2,5-Dibromotoluene (PID)	%				78.8	86.5	70.0-130			

MATRIX SPIKE & MATRIX SPIKE DUPLICATE: R3572127-4 R3572127-5

Parameter	Units	L1261280-01 Result	MS Spike Conc.	MSD Spike Conc.	MS Result	MSD Result	MS % Rec	MSD % Rec	% Rec Limits	RPD	Qual
Aliphatic (C05-C08)	mg/kg	ND	45.0	45.0	39.7	35.9	88.2	79.8	70.0-130	10.1	
Aliphatic (C09-C12)	mg/kg	ND	52.5	52.5	50.4	46.6	96.0	88.8	70.0-130	7.84	
Aromatic (C09-C10),Unadjusted	mg/kg	ND	7.50	7.50	6.68	6.37	89.1	84.9	70.0-130	4.75	
Total VPH	mg/kg	ND	105	105	96.8	88.9	92.2	84.7	70.0-130	8.51	
2,5-Dibromotoluene (FID)	%						94.3	93.8	70.0-130		
2,5-Dibromotoluene (PID)	%						86.1	87.0	70.0-130		

Results presented on this page are in the units indicated by the "Units" column except where an alternate unit is presented to the right of the result.

REPORT OF LABORATORY ANALYSIS

This report shall not be reproduced, except in full,
without the written consent of Pace Analytical Services, LLC.

Pace Analytical Services, LLC
9800 Kincey Ave. Suite 100
Huntersville, NC 28078
(704)875-9092

QUALITY CONTROL DATA

Project: 2020-LI-2448
Pace Project No.: 92495194

QC Batch: 566528
QC Batch Method: EPA 5035A/5030B
Analysis Method: EPA 8260D
Analysis Description: 8260D 5035A 5030B
Laboratory: Pace Analytical Services - Charlotte
Associated Lab Samples: 92495194001, 92495194002, 92495194003

METHOD BLANK: 3002424 Matrix: Solid
Associated Lab Samples: 92495194001, 92495194002, 92495194003

Parameter	Units	Blank Result	Reporting Limit	Analyzed	Qualifiers
1,1,1,2-Tetrachloroethane	ug/kg	ND	5.0	09/15/20 19:56	
1,1,1-Trichloroethane	ug/kg	ND	5.0	09/15/20 19:56	
1,1,2,2-Tetrachloroethane	ug/kg	ND	5.0	09/15/20 19:56	
1,1,2-Trichloroethane	ug/kg	ND	5.0	09/15/20 19:56	
1,1-Dichloroethane	ug/kg	ND	5.0	09/15/20 19:56	
1,1-Dichloroethene	ug/kg	ND	5.0	09/15/20 19:56	
1,1-Dichloropropene	ug/kg	ND	5.0	09/15/20 19:56	
1,2,3-Trichlorobenzene	ug/kg	ND	5.0	09/15/20 19:56	
1,2,3-Trichloropropane	ug/kg	ND	5.0	09/15/20 19:56	
1,2,4-Trichlorobenzene	ug/kg	ND	5.0	09/15/20 19:56	
1,2,4-Trimethylbenzene	ug/kg	ND	5.0	09/15/20 19:56	
1,2-Dibromo-3-chloropropane	ug/kg	ND	5.0	09/15/20 19:56	
1,2-Dibromoethane (EDB)	ug/kg	ND	5.0	09/15/20 19:56	
1,2-Dichlorobenzene	ug/kg	ND	5.0	09/15/20 19:56	
1,2-Dichloroethane	ug/kg	ND	5.0	09/15/20 19:56	
1,2-Dichloropropane	ug/kg	ND	5.0	09/15/20 19:56	
1,3,5-Trimethylbenzene	ug/kg	ND	5.0	09/15/20 19:56	
1,3-Dichlorobenzene	ug/kg	ND	5.0	09/15/20 19:56	
1,3-Dichloropropane	ug/kg	ND	5.0	09/15/20 19:56	
1,4-Dichlorobenzene	ug/kg	ND	5.0	09/15/20 19:56	
2,2-Dichloropropane	ug/kg	ND	5.0	09/15/20 19:56	
2-Butanone (MEK)	ug/kg	ND	100	09/15/20 19:56	
2-Chlorotoluene	ug/kg	ND	5.0	09/15/20 19:56	
2-Hexanone	ug/kg	ND	50.0	09/15/20 19:56	
4-Chlorotoluene	ug/kg	ND	5.0	09/15/20 19:56	
4-Methyl-2-pentanone (MIBK)	ug/kg	ND	50.0	09/15/20 19:56	
Acetone	ug/kg	ND	100	09/15/20 19:56	
Benzene	ug/kg	ND	5.0	09/15/20 19:56	
Bromobenzene	ug/kg	ND	5.0	09/15/20 19:56	
Bromochloromethane	ug/kg	ND	5.0	09/15/20 19:56	
Bromodichloromethane	ug/kg	ND	5.0	09/15/20 19:56	
Bromoform	ug/kg	ND	5.0	09/15/20 19:56	
Bromomethane	ug/kg	ND	10.0	09/15/20 19:56	
Carbon tetrachloride	ug/kg	ND	5.0	09/15/20 19:56	
Chlorobenzene	ug/kg	ND	5.0	09/15/20 19:56	
Chloroethane	ug/kg	ND	10.0	09/15/20 19:56	
Chloroform	ug/kg	ND	5.0	09/15/20 19:56	
Chloromethane	ug/kg	ND	10.0	09/15/20 19:56	
cis-1,2-Dichloroethene	ug/kg	ND	5.0	09/15/20 19:56	
cis-1,3-Dichloropropene	ug/kg	ND	5.0	09/15/20 19:56	

Results presented on this page are in the units indicated by the "Units" column except where an alternate unit is presented to the right of the result.

REPORT OF LABORATORY ANALYSIS

This report shall not be reproduced, except in full,
without the written consent of Pace Analytical Services, LLC.

Pace Analytical Services, LLC
9800 Kincey Ave. Suite 100
Huntersville, NC 28078
(704)875-9092

QUALITY CONTROL DATA

Project: 2020-LI-2448
Pace Project No.: 92495194

METHOD BLANK: 3002424 Matrix: Solid
Associated Lab Samples: 92495194001, 92495194002, 92495194003

Parameter	Units	Blank Result	Reporting Limit	Analyzed	Qualifiers
Dibromochloromethane	ug/kg	ND	5.0	09/15/20 19:56	
Dibromomethane	ug/kg	ND	5.0	09/15/20 19:56	
Dichlorodifluoromethane	ug/kg	ND	10.0	09/15/20 19:56	v1
Diisopropyl ether	ug/kg	ND	5.0	09/15/20 19:56	
Ethylbenzene	ug/kg	ND	5.0	09/15/20 19:56	
Hexachloro-1,3-butadiene	ug/kg	ND	5.0	09/15/20 19:56	
Isopropylbenzene (Cumene)	ug/kg	ND	5.0	09/15/20 19:56	
m&p-Xylene	ug/kg	ND	10.0	09/15/20 19:56	
Methyl-tert-butyl ether	ug/kg	ND	5.0	09/15/20 19:56	
Methylene Chloride	ug/kg	ND	20.0	09/15/20 19:56	
n-Butylbenzene	ug/kg	ND	5.0	09/15/20 19:56	
n-Propylbenzene	ug/kg	ND	5.0	09/15/20 19:56	
Naphthalene	ug/kg	ND	5.0	09/15/20 19:56	
o-Xylene	ug/kg	ND	5.0	09/15/20 19:56	
p-Isopropyltoluene	ug/kg	ND	5.0	09/15/20 19:56	
sec-Butylbenzene	ug/kg	ND	5.0	09/15/20 19:56	
Styrene	ug/kg	ND	5.0	09/15/20 19:56	
tert-Butylbenzene	ug/kg	ND	5.0	09/15/20 19:56	
Tetrachloroethene	ug/kg	ND	5.0	09/15/20 19:56	
Toluene	ug/kg	ND	5.0	09/15/20 19:56	
trans-1,2-Dichloroethene	ug/kg	ND	5.0	09/15/20 19:56	
trans-1,3-Dichloropropene	ug/kg	ND	5.0	09/15/20 19:56	
Trichloroethene	ug/kg	ND	5.0	09/15/20 19:56	
Trichlorofluoromethane	ug/kg	ND	5.0	09/15/20 19:56	
Vinyl acetate	ug/kg	ND	50.0	09/15/20 19:56	
Vinyl chloride	ug/kg	ND	10.0	09/15/20 19:56	
Xylene (Total)	ug/kg	ND	10.0	09/15/20 19:56	
1,2-Dichloroethane-d4 (S)	%	107	70-132	09/15/20 19:56	
4-Bromofluorobenzene (S)	%	97	70-130	09/15/20 19:56	
Toluene-d8 (S)	%	100	70-130	09/15/20 19:56	

LABORATORY CONTROL SAMPLE: 3002425

Parameter	Units	Spike Conc.	LCS Result	LCS % Rec	% Rec Limits	Qualifiers
1,1,1,2-Tetrachloroethane	ug/kg	1250	1200	96	70-130	
1,1,1-Trichloroethane	ug/kg	1250	1100	88	70-130	
1,1,2,2-Tetrachloroethane	ug/kg	1250	1150	92	55-130	
1,1,2-Trichloroethane	ug/kg	1250	1170	94	70-130	
1,1-Dichloroethane	ug/kg	1250	1140	91	68-130	
1,1-Dichloroethene	ug/kg	1250	1150	92	70-130	
1,1-Dichloropropene	ug/kg	1250	1100	88	70-130	
1,2,3-Trichlorobenzene	ug/kg	1250	1230	98	70-130	
1,2,3-Trichloropropane	ug/kg	1250	1190	95	70-130	
1,2,4-Trichlorobenzene	ug/kg	1250	1220	98	70-130	

Results presented on this page are in the units indicated by the "Units" column except where an alternate unit is presented to the right of the result.

REPORT OF LABORATORY ANALYSIS

This report shall not be reproduced, except in full,
without the written consent of Pace Analytical Services, LLC.

Pace Analytical Services, LLC
9800 Kincey Ave. Suite 100
Huntersville, NC 28078
(704)875-9092

QUALITY CONTROL DATA

Project: 2020-LI-2448
Pace Project No.: 92495194

LABORATORY CONTROL SAMPLE: 3002425

Parameter	Units	Spike Conc.	LCS Result	LCS % Rec	% Rec Limits	Qualifiers
1,2,4-Trimethylbenzene	ug/kg	1250	1150	92	69-130	
1,2-Dibromo-3-chloropropane	ug/kg	1250	1330	106	57-141	
1,2-Dibromoethane (EDB)	ug/kg	1250	1240	99	70-130	
1,2-Dichlorobenzene	ug/kg	1250	1250	100	70-130	
1,2-Dichloroethane	ug/kg	1250	1130	90	70-130	
1,2-Dichloropropane	ug/kg	1250	1180	94	70-130	
1,3,5-Trimethylbenzene	ug/kg	1250	1220	98	70-130	
1,3-Dichlorobenzene	ug/kg	1250	1210	97	70-130	
1,3-Dichloropropane	ug/kg	1250	1170	94	70-130	
1,4-Dichlorobenzene	ug/kg	1250	1130	90	70-130	
2,2-Dichloropropane	ug/kg	1250	1130	90	70-130	
2-Butanone (MEK)	ug/kg	2500	2260	91	60-130	
2-Chlorotoluene	ug/kg	1250	1240	99	70-130	
2-Hexanone	ug/kg	2500	2510	100	70-132	
4-Chlorotoluene	ug/kg	1250	1190	95	70-130	
4-Methyl-2-pentanone (MIBK)	ug/kg	2500	2390	96	69-130	
Acetone	ug/kg	2500	2290	91	49-148	
Benzene	ug/kg	1250	1140	91	70-130	
Bromobenzene	ug/kg	1250	1200	96	70-130	
Bromochloromethane	ug/kg	1250	1220	97	70-130	
Bromodichloromethane	ug/kg	1250	1100	88	70-130	
Bromoform	ug/kg	1250	1190	95	68-136	
Bromomethane	ug/kg	1250	1130	91	60-140	
Carbon tetrachloride	ug/kg	1250	1200	96	70-130	
Chlorobenzene	ug/kg	1250	1160	93	70-130	
Chloroethane	ug/kg	1250	1070	86	51-147	
Chloroform	ug/kg	1250	1090	87	70-130	
Chloromethane	ug/kg	1250	1110	89	48-130	
cis-1,2-Dichloroethene	ug/kg	1250	1090	87	70-130	
cis-1,3-Dichloropropene	ug/kg	1250	1220	97	70-130	
Dibromochloromethane	ug/kg	1250	1250	100	70-130	
Dibromomethane	ug/kg	1250	1200	96	70-130	
Dichlorodifluoromethane	ug/kg	1250	1660	133	49-130	L1,v1
Diisopropyl ether	ug/kg	1250	1130	90	66-130	
Ethylbenzene	ug/kg	1250	1100	88	70-130	
Hexachloro-1,3-butadiene	ug/kg	1250	1280	102	70-130	
Isopropylbenzene (Cumene)	ug/kg	1250	1180	94	70-130	
m&p-Xylene	ug/kg	2500	2270	91	70-130	
Methyl-tert-butyl ether	ug/kg	1250	1100	88	70-130	
Methylene Chloride	ug/kg	1250	1100	88	50-137	
n-Butylbenzene	ug/kg	1250	1210	97	70-130	
n-Propylbenzene	ug/kg	1250	1190	95	70-130	
Naphthalene	ug/kg	1250	1240	99	70-131	
o-Xylene	ug/kg	1250	1140	91	70-130	
p-Isopropyltoluene	ug/kg	1250	1210	97	70-130	
sec-Butylbenzene	ug/kg	1250	1190	95	70-130	
Styrene	ug/kg	1250	1190	95	70-130	

Results presented on this page are in the units indicated by the "Units" column except where an alternate unit is presented to the right of the result.

REPORT OF LABORATORY ANALYSIS

This report shall not be reproduced, except in full,
without the written consent of Pace Analytical Services, LLC.

Pace Analytical Services, LLC
9800 Kincey Ave. Suite 100
Huntersville, NC 28078
(704)875-9092

QUALITY CONTROL DATA

Project: 2020-LI-2448
Pace Project No.: 92495194

LABORATORY CONTROL SAMPLE: 3002425

Parameter	Units	Spike Conc.	LCS Result	LCS % Rec	% Rec Limits	Qualifiers
tert-Butylbenzene	ug/kg	1250	1200	96	69-130	
Tetrachloroethene	ug/kg	1250	1210	96	56-130	
Toluene	ug/kg	1250	1090	88	70-130	
trans-1,2-Dichloroethene	ug/kg	1250	1120	90	70-130	
trans-1,3-Dichloropropene	ug/kg	1250	1180	95	70-130	
Trichloroethene	ug/kg	1250	1160	93	70-141	
Trichlorofluoromethane	ug/kg	1250	1150	92	67-130	
Vinyl acetate	ug/kg	2500	2260	90	10-136	
Vinyl chloride	ug/kg	1250	1100	88	67-130	
Xylene (Total)	ug/kg	3750	3420	91	70-130	
1,2-Dichloroethane-d4 (S)	%			94	70-132	
4-Bromofluorobenzene (S)	%			99	70-130	
Toluene-d8 (S)	%			99	70-130	

MATRIX SPIKE & MATRIX SPIKE DUPLICATE: 3002426 3002427

Parameter	Units	92494693003 Result	MS Spike Conc.	MSD Spike Conc.	MS Result	MSD Result	MS % Rec	MSD % Rec	% Rec Limits	RPD	Qual
1,1,1,2-Tetrachloroethane	ug/kg	ND	504	504	500	515	99	102	52-133	3	
1,1,1-Trichloroethane	ug/kg	ND	504	504	453	460	90	91	49-137	2	
1,1,2,2-Tetrachloroethane	ug/kg	ND	504	504	458	479	91	95	39-150	4	
1,1,2-Trichloroethane	ug/kg	ND	504	504	502	520	100	103	48-140	3	
1,1-Dichloroethane	ug/kg	ND	504	504	452	463	90	92	46-135	3	
1,1-Dichloroethene	ug/kg	ND	504	504	352	339	70	67	38-149	4	
1,1-Dichloropropene	ug/kg	ND	504	504	478	473	95	94	41-140	1	
1,2,3-Trichlorobenzene	ug/kg	ND	504	504	334	348	66	69	10-158	4	
1,2,3-Trichloropropane	ug/kg	ND	504	504	458	477	91	95	33-157	4	
1,2,4-Trichlorobenzene	ug/kg	ND	504	504	464	487	92	97	10-155	5	
1,2,4-Trimethylbenzene	ug/kg	13.3	504	504	529	538	102	104	24-154	2	
1,2-Dibromo-3-chloropropane	ug/kg	ND	504	504	337	357	67	71	33-158	6	
1,2-Dibromoethane (EDB)	ug/kg	ND	504	504	486	510	96	101	40-136	5	
1,2-Dichlorobenzene	ug/kg	ND	504	504	511	532	101	105	27-146	4	
1,2-Dichloroethane	ug/kg	ND	504	504	479	502	95	100	49-140	5	
1,2-Dichloropropane	ug/kg	ND	504	504	506	528	100	105	44-143	4	
1,3,5-Trimethylbenzene	ug/kg	ND	504	504	529	550	105	109	40-144	4	
1,3-Dichlorobenzene	ug/kg	ND	504	504	503	530	100	105	33-140	5	
1,3-Dichloropropane	ug/kg	ND	504	504	474	518	94	103	47-147	9	
1,4-Dichlorobenzene	ug/kg	ND	504	504	511	531	101	105	35-139	4	
2,2-Dichloropropane	ug/kg	ND	504	504	415	394	82	78	41-140	5	
2-Butanone (MEK)	ug/kg	ND	1010	1010	412	416	41	41	10-181	1	
2-Chlorotoluene	ug/kg	ND	504	504	519	530	103	105	38-147	2	
2-Hexanone	ug/kg	ND	1010	1010	483	515	48	51	18-169	6	
4-Chlorotoluene	ug/kg	ND	504	504	498	524	99	104	36-145	5	
4-Methyl-2-pentanone (MIBK)	ug/kg	ND	1010	1010	558	576	55	57	16-175	3	
Acetone	ug/kg	ND	1010	1010	504	484	50	48	10-200	4	

Results presented on this page are in the units indicated by the "Units" column except where an alternate unit is presented to the right of the result.

REPORT OF LABORATORY ANALYSIS

This report shall not be reproduced, except in full,
without the written consent of Pace Analytical Services, LLC.

Pace Analytical Services, LLC
9800 Kincey Ave. Suite 100
Huntersville, NC 28078
(704)875-9092

QUALITY CONTROL DATA

Project: 2020-LI-2448
Pace Project No.: 92495194

MATRIX SPIKE & MATRIX SPIKE DUPLICATE: 3002426 3002427

Parameter	Units	92494693003 Result	MS Spike Conc.	MSD Spike Conc.	MS Result	MSD Result	MS % Rec	MSD % Rec	% Rec Limits	RPD	Qual
Benzene	ug/kg	ND	504	504	484	501	96	99	46-136	3	
Bromobenzene	ug/kg	ND	504	504	508	515	101	102	38-149	1	
Bromochloromethane	ug/kg	ND	504	504	511	512	101	101	44-142	0	
Bromodichloromethane	ug/kg	ND	504	504	430	450	85	89	41-140	5	
Bromoform	ug/kg	ND	504	504	422	453	84	90	34-145	7	
Bromomethane	ug/kg	ND	504	504	432	392	86	78	14-162	10	
Carbon tetrachloride	ug/kg	ND	504	504	548	480	109	95	44-141	13	
Chlorobenzene	ug/kg	ND	504	504	497	523	98	104	39-141	5	
Chloroethane	ug/kg	ND	504	504	97.6	102	19	20	10-182	4	
Chloroform	ug/kg	ND	504	504	459	439	91	87	45-140	5	
Chloromethane	ug/kg	ND	504	504	483	524	96	104	19-149	8	
cis-1,2-Dichloroethene	ug/kg	ND	504	504	446	454	88	90	38-150	2	
cis-1,3-Dichloropropene	ug/kg	ND	504	504	480	508	95	101	30-144	6	
Dibromochloromethane	ug/kg	ND	504	504	464	481	92	95	36-145	4	
Dibromomethane	ug/kg	ND	504	504	498	508	99	101	41-145	2	
Dichlorodifluoromethane	ug/kg	ND	504	504	706	733	140	145	16-146	4	v1
Diisopropyl ether	ug/kg	ND	504	504	440	459	87	91	41-143	4	
Ethylbenzene	ug/kg	ND	504	504	490	509	96	100	35-144	4	
Hexachloro-1,3-butadiene	ug/kg	ND	504	504	586	616	116	122	10-160	5	
Isopropylbenzene (Cumene)	ug/kg	ND	504	504	523	541	104	107	30-152	3	
m&p-Xylene	ug/kg	23.3	1010	1010	1030	1050	99	102	33-145	3	
Methyl-tert-butyl ether	ug/kg	ND	504	504	443	455	88	90	49-140	3	
Methylene Chloride	ug/kg	ND	504	504	454	463	90	92	10-174	2	
n-Butylbenzene	ug/kg	ND	504	504	527	551	104	109	10-160	4	
n-Propylbenzene	ug/kg	ND	504	504	516	542	102	107	24-159	5	
Naphthalene	ug/kg	17.9	504	504	297	311	55	58	10-171	5	
o-Xylene	ug/kg	16.0	504	504	510	543	98	105	31-150	6	
p-Isopropyltoluene	ug/kg	ND	504	504	537	554	107	110	21-154	3	
sec-Butylbenzene	ug/kg	ND	504	504	521	549	103	109	19-159	5	
Styrene	ug/kg	ND	504	504	506	531	100	105	15-152	5	
tert-Butylbenzene	ug/kg	ND	504	504	518	540	103	107	31-141	4	
Tetrachloroethene	ug/kg	ND	504	504	528	529	105	105	19-141	0	
Toluene	ug/kg	13.6	504	504	489	509	94	98	31-146	4	
trans-1,2-Dichloroethene	ug/kg	ND	504	504	456	467	90	93	28-157	2	
trans-1,3-Dichloropropene	ug/kg	ND	504	504	458	477	91	95	25-146	4	
Trichloroethene	ug/kg	ND	504	504	512	519	102	103	34-149	1	
Trichlorofluoromethane	ug/kg	ND	504	504	91.9	92.0	18	18	10-167	0	
Vinyl acetate	ug/kg	ND	1010	1010	796	835	79	83	10-200	5	
Vinyl chloride	ug/kg	ND	504	504	505	529	100	105	36-155	5	
Xylene (Total)	ug/kg	39.3	1510	1510	1540	1600	99	103	29-148	4	
1,2-Dichloroethane-d4 (S)	%						116	107	70-132		
4-Bromofluorobenzene (S)	%						101	99	70-130		
Toluene-d8 (S)	%						101	100	70-130		

Results presented on this page are in the units indicated by the "Units" column except where an alternate unit is presented to the right of the result.

REPORT OF LABORATORY ANALYSIS

This report shall not be reproduced, except in full,
without the written consent of Pace Analytical Services, LLC.

Pace Analytical Services, LLC
9800 Kincey Ave. Suite 100
Huntersville, NC 28078
(704)875-9092

QUALITY CONTROL DATA

Project: 2020-LI-2448
Pace Project No.: 92495194

QC Batch: 566231
QC Batch Method: ASTM D2974-87
Analysis Method: ASTM D2974-87
Analysis Description: Dry Weight/Percent Moisture
Laboratory: Pace Analytical Services - Charlotte
Associated Lab Samples: 92495194001, 92495194002, 92495194003

SAMPLE DUPLICATE: 3001071

Parameter	Units	92495113001 Result	Dup Result	RPD	Qualifiers
Percent Moisture	%	7.7	7.8	2	

SAMPLE DUPLICATE: 3001072

Parameter	Units	20170885002 Result	Dup Result	RPD	Qualifiers
Percent Moisture	%	83.1	83.9	1	

Results presented on this page are in the units indicated by the "Units" column except where an alternate unit is presented to the right of the result.

REPORT OF LABORATORY ANALYSIS

This report shall not be reproduced, except in full,
without the written consent of Pace Analytical Services, LLC.

Pace Analytical Services, LLC
9800 Kincey Ave. Suite 100
Huntersville, NC 28078
(704)875-9092

QUALITY CONTROL DATA

Project: 2020-LI-2448
Pace Project No.: 92495194

QC Batch: 1544503
QC Batch Method: SM 2540 G
Analysis Method: SM 2540G
Analysis Description: Total Solids 2540 G-2011
Laboratory: Pace National - Mt. Juliet
Associated Lab Samples: 92495194001, 92495194002, 92495194003

METHOD BLANK: R3571907-1 Matrix: Solid
Associated Lab Samples: 92495194001, 92495194002, 92495194003

Parameter	Units	Blank Result	Reporting Limit	Analyzed	Qualifiers
Total Solids	%	0.00100		09/17/20 20:29	

LABORATORY CONTROL SAMPLE: R3571907-2

Parameter	Units	Spike Conc.	LCS Result	LCS % Rec	% Rec Limits	Qualifiers
Total Solids	%	50.0	50.0	100	85.0-115	

SAMPLE DUPLICATE: R3571907-3

Parameter	Units	92495194001 Result	Dup Result	RPD	Qualifiers
Total Solids	%	89.4	89.7	0.428	

Results presented on this page are in the units indicated by the "Units" column except where an alternate unit is presented to the right of the result.

REPORT OF LABORATORY ANALYSIS

This report shall not be reproduced, except in full,
without the written consent of Pace Analytical Services, LLC.

Pace Analytical Services, LLC
9800 Kincey Ave. Suite 100
Huntersville, NC 28078
(704)875-9092

QUALIFIERS

Project: 2020-LI-2448
Pace Project No.: 92495194

DEFINITIONS

DF - Dilution Factor, if reported, represents the factor applied to the reported data due to dilution of the sample aliquot.

ND - Not Detected at or above adjusted reporting limit.

TNTC - Too Numerous To Count

J - Estimated concentration above the adjusted method detection limit and below the adjusted reporting limit.

MDL - Adjusted Method Detection Limit.

PQL - Practical Quantitation Limit.

RL - Reporting Limit - The lowest concentration value that meets project requirements for quantitative data with known precision and bias for a specific analyte in a specific matrix.

S - Surrogate

1,2-Diphenylhydrazine decomposes to and cannot be separated from Azobenzene using Method 8270. The result for each analyte is a combined concentration.

Consistent with EPA guidelines, unrounded data are displayed and have been used to calculate % recovery and RPD values.

LCS(D) - Laboratory Control Sample (Duplicate)

MS(D) - Matrix Spike (Duplicate)

DUP - Sample Duplicate

RPD - Relative Percent Difference

NC - Not Calculable.

SG - Silica Gel - Clean-Up

U - Indicates the compound was analyzed for, but not detected.

Acid preservation may not be appropriate for 2 Chloroethylvinyl ether.

A separate vial preserved to a pH of 4-5 is recommended in SW846 Chapter 4 for the analysis of Acrolein and Acrylonitrile by EPA Method 8260.

N-Nitrosodiphenylamine decomposes and cannot be separated from Diphenylamine using Method 8270. The result reported for each analyte is a combined concentration.

Pace Analytical is TNI accredited. Contact your Pace PM for the current list of accredited analytes.

TNI - The NELAC Institute.

ANALYTE QUALIFIERS

L1	Analyte recovery in the laboratory control sample (LCS) was above QC limits. Results for this analyte in associated samples may be biased high.
v1	The continuing calibration verification was above the method acceptance limit. Any detection for the analyte in the associated samples may have a high bias.

This report shall not be reproduced, except in full,
without the written consent of Pace Analytical Services, LLC.

Pace Analytical Services, LLC
9800 Kincey Ave. Suite 100
Huntersville, NC 28078
(704)875-9092

QUALITY CONTROL DATA CROSS REFERENCE TABLE

Project: 2020-LI-2448
Pace Project No.: 92495194

Lab ID	Sample ID	QC Batch Method	QC Batch	Analytical Method	Analytical Batch
92495194001	**MW-42_(17.5-20)**	MADEPV	1545407	MADEP VPH	1545407
92495194002	**MW-45_(25-27.5)**	MADEPV	1545407	MADEP VPH	1545407
92495194003	**MW-44_(10-12.5)**	MADEPV	1545407	MADEP VPH	1545407
92495194001	**MW-42_(17.5-20)**	EPA 5035A/5030B	566528	EPA 8260D	566535
92495194002	**MW-45_(25-27.5)**	EPA 5035A/5030B	566528	EPA 8260D	566535
92495194003	**MW-44_(10-12.5)**	EPA 5035A/5030B	566528	EPA 8260D	566535
92495194001	**MW-42_(17.5-20)**	ASTM D2974-87	566231		
92495194002	**MW-45_(25-27.5)**	ASTM D2974-87	566231		
92495194003	**MW-44_(10-12.5)**	ASTM D2974-87	566231		
92495194001	**MW-42_(17.5-20)**	SM 2540 G	1544503	SM 2540G	1544503
92495194002	**MW-45_(25-27.5)**	SM 2540 G	1544503	SM 2540G	1544503
92495194003	**MW-44_(10-12.5)**	SM 2540 G	1544503	SM 2540G	1544503

This report shall not be reproduced, except in full,
without the written consent of Pace Analytical Services, LLC.

Pace Analytical®

CHAIN-OF-CUSTODY Analytical Request Document

Chain-of-Custody is a LEGAL DOCUMENT - Complete all relevent fields

WO# : 92495194

92495194

LAB ... er Number or ... LY

Company: Apex Companies	Billing Information:
Address: 5900 North Woods Business Pkwy, Ste 0	
Report To: Andrew Street	Email To: Andrew Street / Emily Little
Copy To: Emily Little	Site Collection Info/Address: CPC Huntersville Release
Customer Project Name/Number: 2020-L1-2448	State: NC / County/City: Huntersville / Time Zone Collected: [ ] PT [ ] MT [ ] CT [✓] ET
Phone: / Email:	Site/Facility ID #: / Compliance Monitoring? [ ] Yes [ ] No
Collected By (print): Kyle Ziegler / Conor O'Toole	Purchase Order #: / Quote #: / DW PWS ID #: / DW Location Code:
Collected By (signature): [signature] / [signature]	Turnaround Date Required: / Immediately Packed on Ice: [✓] Yes [ ] No
Sample Disposal: [✓] Dispose as appropriate [ ] Return [ ] Archive: [ ] Hold:	Rush: [ ] Same Day [ ] Next Day [ ] 2 Day [ ] 3 Day [ ] 4 Day [ ] 5 Day (Expedite Charges Apply) / Field Filtered (if applicable): [ ] Yes [ ] No / Analysis:

Cont... ...ative Type ** 6 6

Lab Project Manager:

** Preservative Types: (1) nitric acid, (2) sulfuric acid, (3) hydrochloric acid, (4) sodium hydroxide, (5) zinc acetate, (6) methanol, (7) sodium bisulfate, (8) sodium thiosulfate, (9) hexane, (A) ascorbic acid, (B) ammonium sulfate, (C) ammonium hydroxide, (D) TSP, (U) Unpreserved, (O) Other

* Matrix Codes (Insert in Matrix box below): Drinking Water (DW), Ground Water (GW), Wastewater (WW), Product (P), Soil/Solid (SL), Oil (OL), Wipe (WP), Air (AR), Tissue (TS), Bioassay (B), Vapor (V), Other (OT)

Analyses

Customer Sample ID	Matrix *	Comp / Grab	Collected (or Composite Start) Date	Time	Composite End Date	Time	Res Cl	# of Ctns	8260 VOCs	MADEP VPH	Lab Sample # / Comments
MW-42 (17.5-20)	SL	Grab			9-10-20	1800		6	X	X	92495194 001
MW-45 (25-27.5)	SL	Grab			9-11-20	1615		6	X	X	002
MW-44 (10-12.5)	SL	Grab			9-11-20	1510		6	X	X	003

Lab Profile/Line:

Lab Sample Receipt Checklist:

Custody Seals Present/Intact	Y N NA
Custody Signatures Present	Y N NA
Collector Signature Present	Y N NA
Bottles Intact	Y N NA
Correct Bottles	Y N NA
Sufficient Volume	Y N NA
Samples Received on Ice	Y N NA
VOA - Headspace Acceptable	Y N NA
USDA Regulated Soils	Y N NA
Samples in Holding Time	Y N NA
Residual Chlorine Present	Y N NA
Cl Strips:	
Sample pH Acceptable	Y N NA
pH Strips:	
Sulfide Present	Y N NA
Lead Acetate Strips:	

LAB USE ONLY:
Lab Sample # / Comments:

Customer Remarks / Special Conditions / Possible Hazards:

Type of Ice Used: Wet Blue Dry None

Packing Material Used:

Radchem sample(s) screened (<500 cpm): Y N NA

SHORT HOLDS PRESENT (<72 hours): Y N N/A

Lab Tracking #: 2539339

Samples received via: FEDEX UPS Client Courier Pace Courier

Lab Sample Temperature Info:
Temp Blank Received: Y N NA
Therm ID#: 92T061
Cooler 1 Temp Upon Receipt: 2.8 oC
Cooler 1 Therm Corr. Factor: 0.0 oC
Cooler 1 Corrected Temp: 2.8 oC
Comments:

Relinquished by/Company: (Signature)	Date/Time:	Received by/Company: (Signature)	Date/Time:
[signature] / Apex	9-11-20 / 1815	[signature] Pace Hvl	9/11/20 18:15
Relinquished by/Company: (Signature)	Date/Time:	Received by/Company: (Signature)	Date/Time:
Relinquished by/Company: (Signature)	Date/Time:	Received by/Company: (Signature)	Date/Time:

MTJL LAB USE ONLY
Table #:
Acctnum:
Template:
Prelogin:
PM:
PB:

Trip Blank Received: Y N NA
HCL MeOH TSP Other

Non Conformance(s): YES / NO

Page: ____ of: ____

Pace Analytical Services, LLC
9800 Kincey Ave. Suite 100
Huntersville, NC 28078
(704)875-9092

September 21, 2020

Andrew Street
Apex Companies - NC
5900 Northwoods Business Pkwy
Suite 5900-0
Charlotte, NC 28269

RE: Project: 2020-L1-2448
Pace Project No.: 92495313

Dear Andrew Street:

Enclosed are the analytical results for sample(s) received by the laboratory on September 14, 2020. The results relate only to the samples included in this report. Results reported herein conform to the applicable TNI/NELAC Standards and the laboratory's Quality Manual, where applicable, unless otherwise noted in the body of the report.

The test results provided in this final report were generated by each of the following laboratories within the Pace Network:

- Pace National - Mt. Juliet
- Pace Analytical Services - Charlotte

If you have any questions concerning this report, please feel free to contact me.

Sincerely,

Angela M. Baioni

Angela Baioni
angela.baioni@pacelabs.com
(704)875-9092
Project Manager

Enclosures

cc: J Culbreath, Colonial Pipeline Company
Robert Hughes, Colonial Pipeline
Margaret King, APEX Companies, LLC
Emily Little, Apex Companies
Jeff Morrison, Colonial Pipeline Company
Tom Naumann, APEX Companies - NC
Joe Nicolette, Montrose-EPS
Christopher Schultz, Apex Companies
Alex Testoff, Montrose-EPS
Michael Verdon, Colonial Pipeline Company
JM Wyatt, Colonial Pipeline Company

This report shall not be reproduced, except in full,
without the written consent of Pace Analytical Services, LLC.

Pace Analytical Services, LLC
9800 Kincey Ave. Suite 100
Huntersville, NC 28078
(704)875-9092

CERTIFICATIONS

Project: 2020-L1-2448
Pace Project No.: 92495313

Pace Analytical Services National

12065 Lebanon Road, Mt. Juliet, TN 37122
Alabama Certification #: 40660
Alaska Certification 17-026
Arizona Certification #: AZ0612
Arkansas Certification #: 88-0469
California Certification #: 2932
Canada Certification #: 1461.01
Colorado Certification #: TN00003
Connecticut Certification #: PH-0197
DOD Certification: #1461.01
EPA# TN00003
Florida Certification #: E87487
Georgia DW Certification #: 923
Georgia Certification: NELAP
Idaho Certification #: TN00003
Illinois Certification #: 200008
Indiana Certification #: C-TN-01
Iowa Certification #: 364
Kansas Certification #: E-10277
Kentucky UST Certification #: 16
Kentucky Certification #: 90010
Louisiana Certification #: AI30792
Louisiana DW Certification #: LA180010
Maine Certification #: TN0002
Maryland Certification #: 324
Massachusetts Certification #: M-TN003
Michigan Certification #: 9958
Minnesota Certification #: 047-999-395
Mississippi Certification #: TN00003
Missouri Certification #: 340
Montana Certification #: CERT0086
Nebraska Certification #: NE-OS-15-05
Nevada Certification #: TN-03-2002-34
New Hampshire Certification #: 2975
New Jersey Certification #: TN002
New Mexico DW Certification
New York Certification #: 11742
North Carolina Aquatic Toxicity Certification #: 41
North Carolina Drinking Water Certification #: 21704
North Carolina Environmental Certificate #: 375
North Dakota Certification #: R-140
Ohio VAP Certification #: CL0069
Oklahoma Certification #: 9915
Oregon Certification #: TN200002
Pennsylvania Certification #: 68-02979
Rhode Island Certification #: LAO00356
South Carolina Certification #: 84004
South Dakota Certification
Tennessee DW/Chem/Micro Certification #: 2006
Texas Mold Certification #: LAB0152
Texas Certification #: T 104704245-17-14
USDA Soil Permit #: P330-15-00234
Utah Certification #: TN00003
Vermont Dept. of Health: ID# VT-2006
Virginia Certification #: VT2006
Virginia Certification #: 460132
Washington Certification #: C847
West Virginia Certification #: 233
Wisconsin Certification #: 9980939910
Wyoming UST Certification #: via A2LA 2926.01
A2LA-ISO 17025 Certification #: 1461.01
A2LA-ISO 17025 Certification #: 1461.02
AIHA-LAP/LLC EMLAP Certification #:100789

Pace Analytical Services Charlotte

9800 Kincey Ave. Ste 100, Huntersville, NC 28078
Louisiana/NELAP Certification # LA170028
North Carolina Drinking Water Certification #: 37706
North Carolina Field Services Certification #: 5342
North Carolina Wastewater Certification #: 12
South Carolina Certification #: 99006001
Florida/NELAP Certification #: E87627
Kentucky UST Certification #: 84
Virginia/VELAP Certification #: 460221

REPORT OF LABORATORY ANALYSIS

This report shall not be reproduced, except in full,
without the written consent of Pace Analytical Services, LLC.

Pace Analytical Services, LLC
9800 Kincey Ave. Suite 100
Huntersville, NC 28078
(704)875-9092

SAMPLE ANALYTE COUNT

Project: 2020-L1-2448
Pace Project No.: 92495313

Lab ID	Sample ID	Method	Analysts	Analytes Reported	Laboratory
92495313001	**MW-46_(25-27.5)**	MADEP VPH	JAH	6	PAN
		EPA 8260D	SAS	70	PASI-C
		ASTM D2974-87	KDF	1	PASI-C
		SM 2540G	KDW	1	PAN
92495313002	**MW-47_(25-27)**	MADEP VPH	JAH	6	PAN
		EPA 8260D	SAS	70	PASI-C
		ASTM D2974-87	KDF	1	PASI-C
		SM 2540G	KDW	1	PAN

PAN = Pace National - Mt. Juliet
PASI-C = Pace Analytical Services - Charlotte

This report shall not be reproduced, except in full,
without the written consent of Pace Analytical Services, LLC.

Pace Analytical Services, LLC
9800 Kincey Ave. Suite 100
Huntersville, NC 28078
(704)875-9092

ANALYTICAL RESULTS

Project: 2020-L1-2448
Pace Project No.: 92495313

Sample: MW-46_(25-27.5) **Lab ID: 92495313001** Collected: 09/12/20 09:15 Received: 09/14/20 13:45 Matrix: Solid

Results reported on a "dry weight" basis and are adjusted for percent moisture, sample size and any dilutions.

Parameters	Results	Units	Report Limit	DF	Prepared	Analyzed	CAS No.	Qual
MADEPV	Analytical Method: MADEP VPH Preparation Method: MADEPV Pace National - Mt. Juliet							
Aliphatic (C05-C08)	ND	mg/kg	7.89	1.08	09/12/20 09:15	09/19/20 17:34		
Aliphatic (C09-C12)	**24.1**	mg/kg	7.89	1.08	09/12/20 09:15	09/19/20 17:34		
Aromatic (C09-C10),Unadjusted	ND	mg/kg	7.89	1.08	09/12/20 09:15	09/19/20 17:34	TPHC9C10A	
Total VPH	**32.0**	mg/kg	7.89	1.08	09/12/20 09:15	09/19/20 17:34	VPH	
Surrogates								
2,5-Dibromotoluene (FID)	91.8	%	70.0-130	1.08	09/12/20 09:15	09/19/20 17:34	615-59-8FID	
2,5-Dibromotoluene (PID)	83.3	%	70.0-130	1.08	09/12/20 09:15	09/19/20 17:34	615-59-8PID	
8260D/5035A/5030B Volatiles	Analytical Method: EPA 8260D Preparation Method: EPA 5035A/5030B Pace Analytical Services - Charlotte							
Acetone	ND	ug/kg	116	1	09/16/20 16:49	09/17/20 04:28	67-64-1	
Benzene	ND	ug/kg	5.8	1	09/16/20 16:49	09/17/20 04:28	71-43-2	
Bromobenzene	ND	ug/kg	5.8	1	09/16/20 16:49	09/17/20 04:28	108-86-1	
Bromochloromethane	ND	ug/kg	5.8	1	09/16/20 16:49	09/17/20 04:28	74-97-5	
Bromodichloromethane	ND	ug/kg	5.8	1	09/16/20 16:49	09/17/20 04:28	75-27-4	
Bromoform	ND	ug/kg	5.8	1	09/16/20 16:49	09/17/20 04:28	75-25-2	
Bromomethane	ND	ug/kg	11.6	1	09/16/20 16:49	09/17/20 04:28	74-83-9	
2-Butanone (MEK)	ND	ug/kg	116	1	09/16/20 16:49	09/17/20 04:28	78-93-3	
n-Butylbenzene	ND	ug/kg	5.8	1	09/16/20 16:49	09/17/20 04:28	104-51-8	
sec-Butylbenzene	ND	ug/kg	5.8	1	09/16/20 16:49	09/17/20 04:28	135-98-8	
tert-Butylbenzene	ND	ug/kg	5.8	1	09/16/20 16:49	09/17/20 04:28	98-06-6	
Carbon tetrachloride	ND	ug/kg	5.8	1	09/16/20 16:49	09/17/20 04:28	56-23-5	
Chlorobenzene	ND	ug/kg	5.8	1	09/16/20 16:49	09/17/20 04:28	108-90-7	
Chloroethane	ND	ug/kg	11.6	1	09/16/20 16:49	09/17/20 04:28	75-00-3	
Chloroform	ND	ug/kg	5.8	1	09/16/20 16:49	09/17/20 04:28	67-66-3	
Chloromethane	ND	ug/kg	11.6	1	09/16/20 16:49	09/17/20 04:28	74-87-3	
2-Chlorotoluene	ND	ug/kg	5.8	1	09/16/20 16:49	09/17/20 04:28	95-49-8	
4-Chlorotoluene	ND	ug/kg	5.8	1	09/16/20 16:49	09/17/20 04:28	106-43-4	
1,2-Dibromo-3-chloropropane	ND	ug/kg	5.8	1	09/16/20 16:49	09/17/20 04:28	96-12-8	
Dibromochloromethane	ND	ug/kg	5.8	1	09/16/20 16:49	09/17/20 04:28	124-48-1	
1,2-Dibromoethane (EDB)	ND	ug/kg	5.8	1	09/16/20 16:49	09/17/20 04:28	106-93-4	
Dibromomethane	ND	ug/kg	5.8	1	09/16/20 16:49	09/17/20 04:28	74-95-3	
1,2-Dichlorobenzene	ND	ug/kg	5.8	1	09/16/20 16:49	09/17/20 04:28	95-50-1	
1,3-Dichlorobenzene	ND	ug/kg	5.8	1	09/16/20 16:49	09/17/20 04:28	541-73-1	
1,4-Dichlorobenzene	ND	ug/kg	5.8	1	09/16/20 16:49	09/17/20 04:28	106-46-7	
Dichlorodifluoromethane	ND	ug/kg	11.6	1	09/16/20 16:49	09/17/20 04:28	75-71-8	v1
1,1-Dichloroethane	ND	ug/kg	5.8	1	09/16/20 16:49	09/17/20 04:28	75-34-3	
1,2-Dichloroethane	ND	ug/kg	5.8	1	09/16/20 16:49	09/17/20 04:28	107-06-2	
1,1-Dichloroethene	ND	ug/kg	5.8	1	09/16/20 16:49	09/17/20 04:28	75-35-4	
cis-1,2-Dichloroethene	ND	ug/kg	5.8	1	09/16/20 16:49	09/17/20 04:28	156-59-2	
trans-1,2-Dichloroethene	ND	ug/kg	5.8	1	09/16/20 16:49	09/17/20 04:28	156-60-5	
1,2-Dichloropropane	ND	ug/kg	5.8	1	09/16/20 16:49	09/17/20 04:28	78-87-5	
1,3-Dichloropropane	ND	ug/kg	5.8	1	09/16/20 16:49	09/17/20 04:28	142-28-9	
2,2-Dichloropropane	ND	ug/kg	5.8	1	09/16/20 16:49	09/17/20 04:28	594-20-7	
1,1-Dichloropropene	ND	ug/kg	5.8	1	09/16/20 16:49	09/17/20 04:28	563-58-6	

REPORT OF LABORATORY ANALYSIS

This report shall not be reproduced, except in full,
without the written consent of Pace Analytical Services, LLC.

Pace Analytical Services, LLC
9800 Kincey Ave. Suite 100
Huntersville, NC 28078
(704)875-9092

ANALYTICAL RESULTS

Project: 2020-L1-2448
Pace Project No.: 92495313

Sample: MW-46_(25-27.5) **Lab ID: 92495313001** Collected: 09/12/20 09:15 Received: 09/14/20 13:45 Matrix: Solid

Results reported on a "dry weight" basis and are adjusted for percent moisture, sample size and any dilutions.

Parameters	Results	Units	Report Limit	DF	Prepared	Analyzed	CAS No.	Qual
8260D/5035A/5030B Volatiles	Analytical Method: EPA 8260D Preparation Method: EPA 5035A/5030B Pace Analytical Services - Charlotte							
cis-1,3-Dichloropropene	ND	ug/kg	5.8	1	09/16/20 16:49	09/17/20 04:28	10061-01-5	
trans-1,3-Dichloropropene	ND	ug/kg	5.8	1	09/16/20 16:49	09/17/20 04:28	10061-02-6	
Diisopropyl ether	ND	ug/kg	5.8	1	09/16/20 16:49	09/17/20 04:28	108-20-3	
Ethylbenzene	ND	ug/kg	5.8	1	09/16/20 16:49	09/17/20 04:28	100-41-4	
Hexachloro-1,3-butadiene	ND	ug/kg	5.8	1	09/16/20 16:49	09/17/20 04:28	87-68-3	
2-Hexanone	ND	ug/kg	57.9	1	09/16/20 16:49	09/17/20 04:28	591-78-6	
Isopropylbenzene (Cumene)	ND	ug/kg	5.8	1	09/16/20 16:49	09/17/20 04:28	98-82-8	
p-Isopropyltoluene	ND	ug/kg	5.8	1	09/16/20 16:49	09/17/20 04:28	99-87-6	
Methylene Chloride	ND	ug/kg	23.2	1	09/16/20 16:49	09/17/20 04:28	75-09-2	
4-Methyl-2-pentanone (MIBK)	ND	ug/kg	57.9	1	09/16/20 16:49	09/17/20 04:28	108-10-1	
Methyl-tert-butyl ether	ND	ug/kg	5.8	1	09/16/20 16:49	09/17/20 04:28	1634-04-4	
Naphthalene	ND	ug/kg	5.8	1	09/16/20 16:49	09/17/20 04:28	91-20-3	
n-Propylbenzene	ND	ug/kg	5.8	1	09/16/20 16:49	09/17/20 04:28	103-65-1	
Styrene	ND	ug/kg	5.8	1	09/16/20 16:49	09/17/20 04:28	100-42-5	
1,1,1,2-Tetrachloroethane	ND	ug/kg	5.8	1	09/16/20 16:49	09/17/20 04:28	630-20-6	
1,1,2,2-Tetrachloroethane	ND	ug/kg	5.8	1	09/16/20 16:49	09/17/20 04:28	79-34-5	
Tetrachloroethene	ND	ug/kg	5.8	1	09/16/20 16:49	09/17/20 04:28	127-18-4	
Toluene	ND	ug/kg	5.8	1	09/16/20 16:49	09/17/20 04:28	108-88-3	
1,2,3-Trichlorobenzene	ND	ug/kg	5.8	1	09/16/20 16:49	09/17/20 04:28	87-61-6	
1,2,4-Trichlorobenzene	ND	ug/kg	5.8	1	09/16/20 16:49	09/17/20 04:28	120-82-1	
1,1,1-Trichloroethane	ND	ug/kg	5.8	1	09/16/20 16:49	09/17/20 04:28	71-55-6	
1,1,2-Trichloroethane	ND	ug/kg	5.8	1	09/16/20 16:49	09/17/20 04:28	79-00-5	
Trichloroethene	ND	ug/kg	5.8	1	09/16/20 16:49	09/17/20 04:28	79-01-6	
Trichlorofluoromethane	ND	ug/kg	5.8	1	09/16/20 16:49	09/17/20 04:28	75-69-4	
1,2,3-Trichloropropane	ND	ug/kg	5.8	1	09/16/20 16:49	09/17/20 04:28	96-18-4	
1,2,4-Trimethylbenzene	ND	ug/kg	5.8	1	09/16/20 16:49	09/17/20 04:28	95-63-6	
1,3,5-Trimethylbenzene	ND	ug/kg	5.8	1	09/16/20 16:49	09/17/20 04:28	108-67-8	
Vinyl acetate	ND	ug/kg	57.9	1	09/16/20 16:49	09/17/20 04:28	108-05-4	
Vinyl chloride	ND	ug/kg	11.6	1	09/16/20 16:49	09/17/20 04:28	75-01-4	
Xylene (Total)	ND	ug/kg	11.6	1	09/16/20 16:49	09/17/20 04:28	1330-20-7	
m&p-Xylene	ND	ug/kg	11.6	1	09/16/20 16:49	09/17/20 04:28	179601-23-1	
o-Xylene	ND	ug/kg	5.8	1	09/16/20 16:49	09/17/20 04:28	95-47-6	
Surrogates								
Toluene-d8 (S)	99	%	70-130	1	09/16/20 16:49	09/17/20 04:28	2037-26-5	
4-Bromofluorobenzene (S)	98	%	70-130	1	09/16/20 16:49	09/17/20 04:28	460-00-4	
1,2-Dichloroethane-d4 (S)	106	%	70-132	1	09/16/20 16:49	09/17/20 04:28	17060-07-0	
Percent Moisture	Analytical Method: ASTM D2974-87 Pace Analytical Services - Charlotte							
Percent Moisture	**19.1**	%	0.10	1		09/14/20 16:49		
Total Solids 2540 G-2011	Analytical Method: SM 2540G Preparation Method: SM 2540 G Pace National - Mt. Juliet							
Total Solids	**80.7**	%		1	09/18/20 09:40	09/18/20 09:48		

REPORT OF LABORATORY ANALYSIS

This report shall not be reproduced, except in full,
without the written consent of Pace Analytical Services, LLC.

Pace Analytical Services, LLC
9800 Kincey Ave. Suite 100
Huntersville, NC 28078
(704)875-9092

ANALYTICAL RESULTS

Project: 2020-L1-2448
Pace Project No.: 92495313

Sample: MW-47_(25-27) **Lab ID: 92495313002** Collected: 09/12/20 12:00 Received: 09/14/20 13:45 Matrix: Solid

Results reported on a "dry weight" basis and are adjusted for percent moisture, sample size and any dilutions.

Parameters	Results	Units	Report Limit	DF	Prepared	Analyzed	CAS No.	Qual
MADEPV	Analytical Method: MADEP VPH Preparation Method: MADEPV Pace National - Mt. Juliet							
Aliphatic (C05-C08)	ND	mg/kg	8.95	1.35	09/12/20 12:00	09/19/20 18:07		
Aliphatic (C09-C12)	ND	mg/kg	8.95	1.35	09/12/20 12:00	09/19/20 18:07		
Aromatic (C09-C10),Unadjusted	ND	mg/kg	8.95	1.35	09/12/20 12:00	09/19/20 18:07	TPHC9C10A	
Total VPH	**13.5**	mg/kg	8.95	1.35	09/12/20 12:00	09/19/20 18:07	VPH	
Surrogates								
2,5-Dibromotoluene (FID)	91.4	%	70.0-130	1.35	09/12/20 12:00	09/19/20 18:07	615-59-8FID	
2,5-Dibromotoluene (PID)	83.8	%	70.0-130	1.35	09/12/20 12:00	09/19/20 18:07	615-59-8PID	
8260D/5035A/5030B Volatiles	Analytical Method: EPA 8260D Preparation Method: EPA 5035A/5030B Pace Analytical Services - Charlotte							
Acetone	ND	ug/kg	113	1	09/16/20 16:49	09/17/20 04:45	67-64-1	
Benzene	ND	ug/kg	5.7	1	09/16/20 16:49	09/17/20 04:45	71-43-2	
Bromobenzene	ND	ug/kg	5.7	1	09/16/20 16:49	09/17/20 04:45	108-86-1	
Bromochloromethane	ND	ug/kg	5.7	1	09/16/20 16:49	09/17/20 04:45	74-97-5	
Bromodichloromethane	ND	ug/kg	5.7	1	09/16/20 16:49	09/17/20 04:45	75-27-4	
Bromoform	ND	ug/kg	5.7	1	09/16/20 16:49	09/17/20 04:45	75-25-2	
Bromomethane	ND	ug/kg	11.3	1	09/16/20 16:49	09/17/20 04:45	74-83-9	
2-Butanone (MEK)	ND	ug/kg	113	1	09/16/20 16:49	09/17/20 04:45	78-93-3	
n-Butylbenzene	ND	ug/kg	5.7	1	09/16/20 16:49	09/17/20 04:45	104-51-8	
sec-Butylbenzene	ND	ug/kg	5.7	1	09/16/20 16:49	09/17/20 04:45	135-98-8	
tert-Butylbenzene	ND	ug/kg	5.7	1	09/16/20 16:49	09/17/20 04:45	98-06-6	
Carbon tetrachloride	ND	ug/kg	5.7	1	09/16/20 16:49	09/17/20 04:45	56-23-5	
Chlorobenzene	ND	ug/kg	5.7	1	09/16/20 16:49	09/17/20 04:45	108-90-7	
Chloroethane	ND	ug/kg	11.3	1	09/16/20 16:49	09/17/20 04:45	75-00-3	
Chloroform	ND	ug/kg	5.7	1	09/16/20 16:49	09/17/20 04:45	67-66-3	
Chloromethane	ND	ug/kg	11.3	1	09/16/20 16:49	09/17/20 04:45	74-87-3	
2-Chlorotoluene	ND	ug/kg	5.7	1	09/16/20 16:49	09/17/20 04:45	95-49-8	
4-Chlorotoluene	ND	ug/kg	5.7	1	09/16/20 16:49	09/17/20 04:45	106-43-4	
1,2-Dibromo-3-chloropropane	ND	ug/kg	5.7	1	09/16/20 16:49	09/17/20 04:45	96-12-8	
Dibromochloromethane	ND	ug/kg	5.7	1	09/16/20 16:49	09/17/20 04:45	124-48-1	
1,2-Dibromoethane (EDB)	ND	ug/kg	5.7	1	09/16/20 16:49	09/17/20 04:45	106-93-4	
Dibromomethane	ND	ug/kg	5.7	1	09/16/20 16:49	09/17/20 04:45	74-95-3	
1,2-Dichlorobenzene	ND	ug/kg	5.7	1	09/16/20 16:49	09/17/20 04:45	95-50-1	
1,3-Dichlorobenzene	ND	ug/kg	5.7	1	09/16/20 16:49	09/17/20 04:45	541-73-1	
1,4-Dichlorobenzene	ND	ug/kg	5.7	1	09/16/20 16:49	09/17/20 04:45	106-46-7	
Dichlorodifluoromethane	ND	ug/kg	11.3	1	09/16/20 16:49	09/17/20 04:45	75-71-8	v1
1,1-Dichloroethane	ND	ug/kg	5.7	1	09/16/20 16:49	09/17/20 04:45	75-34-3	
1,2-Dichloroethane	ND	ug/kg	5.7	1	09/16/20 16:49	09/17/20 04:45	107-06-2	
1,1-Dichloroethene	ND	ug/kg	5.7	1	09/16/20 16:49	09/17/20 04:45	75-35-4	
cis-1,2-Dichloroethene	ND	ug/kg	5.7	1	09/16/20 16:49	09/17/20 04:45	156-59-2	
trans-1,2-Dichloroethene	ND	ug/kg	5.7	1	09/16/20 16:49	09/17/20 04:45	156-60-5	
1,2-Dichloropropane	ND	ug/kg	5.7	1	09/16/20 16:49	09/17/20 04:45	78-87-5	
1,3-Dichloropropane	ND	ug/kg	5.7	1	09/16/20 16:49	09/17/20 04:45	142-28-9	
2,2-Dichloropropane	ND	ug/kg	5.7	1	09/16/20 16:49	09/17/20 04:45	594-20-7	
1,1-Dichloropropene	ND	ug/kg	5.7	1	09/16/20 16:49	09/17/20 04:45	563-58-6	

This report shall not be reproduced, except in full,
without the written consent of Pace Analytical Services, LLC.

Pace Analytical Services, LLC
9800 Kincey Ave. Suite 100
Huntersville, NC 28078
(704)875-9092

ANALYTICAL RESULTS

Project: 2020-L1-2448
Pace Project No.: 92495313

Sample: MW-47_(25-27) **Lab ID: 92495313002** Collected: 09/12/20 12:00 Received: 09/14/20 13:45 Matrix: Solid

Results reported on a "dry weight" basis and are adjusted for percent moisture, sample size and any dilutions.

Parameters	Results	Units	Report Limit	DF	Prepared	Analyzed	CAS No.	Qual
8260D/5035A/5030B Volatiles	Analytical Method: EPA 8260D Preparation Method: EPA 5035A/5030B Pace Analytical Services - Charlotte							
cis-1,3-Dichloropropene	ND	ug/kg	5.7	1	09/16/20 16:49	09/17/20 04:45	10061-01-5	
trans-1,3-Dichloropropene	ND	ug/kg	5.7	1	09/16/20 16:49	09/17/20 04:45	10061-02-6	
Diisopropyl ether	ND	ug/kg	5.7	1	09/16/20 16:49	09/17/20 04:45	108-20-3	
Ethylbenzene	ND	ug/kg	5.7	1	09/16/20 16:49	09/17/20 04:45	100-41-4	
Hexachloro-1,3-butadiene	ND	ug/kg	5.7	1	09/16/20 16:49	09/17/20 04:45	87-68-3	
2-Hexanone	ND	ug/kg	56.6	1	09/16/20 16:49	09/17/20 04:45	591-78-6	
Isopropylbenzene (Cumene)	ND	ug/kg	5.7	1	09/16/20 16:49	09/17/20 04:45	98-82-8	
p-Isopropyltoluene	ND	ug/kg	5.7	1	09/16/20 16:49	09/17/20 04:45	99-87-6	
Methylene Chloride	ND	ug/kg	22.6	1	09/16/20 16:49	09/17/20 04:45	75-09-2	
4-Methyl-2-pentanone (MIBK)	ND	ug/kg	56.6	1	09/16/20 16:49	09/17/20 04:45	108-10-1	
Methyl-tert-butyl ether	ND	ug/kg	5.7	1	09/16/20 16:49	09/17/20 04:45	1634-04-4	
Naphthalene	ND	ug/kg	5.7	1	09/16/20 16:49	09/17/20 04:45	91-20-3	
n-Propylbenzene	ND	ug/kg	5.7	1	09/16/20 16:49	09/17/20 04:45	103-65-1	
Styrene	ND	ug/kg	5.7	1	09/16/20 16:49	09/17/20 04:45	100-42-5	
1,1,1,2-Tetrachloroethane	ND	ug/kg	5.7	1	09/16/20 16:49	09/17/20 04:45	630-20-6	
1,1,2,2-Tetrachloroethane	ND	ug/kg	5.7	1	09/16/20 16:49	09/17/20 04:45	79-34-5	
Tetrachloroethene	ND	ug/kg	5.7	1	09/16/20 16:49	09/17/20 04:45	127-18-4	
Toluene	ND	ug/kg	5.7	1	09/16/20 16:49	09/17/20 04:45	108-88-3	
1,2,3-Trichlorobenzene	ND	ug/kg	5.7	1	09/16/20 16:49	09/17/20 04:45	87-61-6	
1,2,4-Trichlorobenzene	ND	ug/kg	5.7	1	09/16/20 16:49	09/17/20 04:45	120-82-1	
1,1,1-Trichloroethane	ND	ug/kg	5.7	1	09/16/20 16:49	09/17/20 04:45	71-55-6	
1,1,2-Trichloroethane	ND	ug/kg	5.7	1	09/16/20 16:49	09/17/20 04:45	79-00-5	
Trichloroethene	ND	ug/kg	5.7	1	09/16/20 16:49	09/17/20 04:45	79-01-6	
Trichlorofluoromethane	ND	ug/kg	5.7	1	09/16/20 16:49	09/17/20 04:45	75-69-4	
1,2,3-Trichloropropane	ND	ug/kg	5.7	1	09/16/20 16:49	09/17/20 04:45	96-18-4	
1,2,4-Trimethylbenzene	ND	ug/kg	5.7	1	09/16/20 16:49	09/17/20 04:45	95-63-6	
1,3,5-Trimethylbenzene	ND	ug/kg	5.7	1	09/16/20 16:49	09/17/20 04:45	108-67-8	
Vinyl acetate	ND	ug/kg	56.6	1	09/16/20 16:49	09/17/20 04:45	108-05-4	
Vinyl chloride	ND	ug/kg	11.3	1	09/16/20 16:49	09/17/20 04:45	75-01-4	
Xylene (Total)	ND	ug/kg	11.3	1	09/16/20 16:49	09/17/20 04:45	1330-20-7	
m&p-Xylene	ND	ug/kg	11.3	1	09/16/20 16:49	09/17/20 04:45	179601-23-1	
o-Xylene	ND	ug/kg	5.7	1	09/16/20 16:49	09/17/20 04:45	95-47-6	
Surrogates								
Toluene-d8 (S)	100	%	70-130	1	09/16/20 16:49	09/17/20 04:45	2037-26-5	
4-Bromofluorobenzene (S)	98	%	70-130	1	09/16/20 16:49	09/17/20 04:45	460-00-4	
1,2-Dichloroethane-d4 (S)	105	%	70-132	1	09/16/20 16:49	09/17/20 04:45	17060-07-0	
Percent Moisture	Analytical Method: ASTM D2974-87 Pace Analytical Services - Charlotte							
Percent Moisture	**16.6**	%	0.10	1		09/14/20 16:49		
Total Solids 2540 G-2011	Analytical Method: SM 2540G Preparation Method: SM 2540 G Pace National - Mt. Juliet							
Total Solids	**84.2**	%		1	09/18/20 09:40	09/18/20 09:48		

REPORT OF LABORATORY ANALYSIS

This report shall not be reproduced, except in full,
without the written consent of Pace Analytical Services, LLC.

Pace Analytical Services, LLC
9800 Kincey Ave. Suite 100
Huntersville, NC 28078
(704)875-9092

QUALITY CONTROL DATA

Project: 2020-L1-2448
Pace Project No.: 92495313

QC Batch: 1545933
QC Batch Method: MADEPV
Analysis Method: MADEP VPH
Analysis Description: MADEPV
Laboratory: Pace National - Mt. Juliet
Associated Lab Samples: 92495313001, 92495313002

METHOD BLANK: R3572381-3 Matrix: Solid
Associated Lab Samples: 92495313001, 92495313002

Parameter	Units	Blank Result	Reporting Limit	Analyzed	Qualifiers
Aliphatic (C05-C08)	mg/kg	ND	5.00	09/19/20 13:40	
Aliphatic (C09-C12)	mg/kg	ND	5.00	09/19/20 13:40	
Aromatic (C09-C10),Unadjusted	mg/kg	ND	5.00	09/19/20 13:40	
Total VPH	mg/kg	ND	5.00	09/19/20 13:40	
2,5-Dibromotoluene (FID)	%	86.2	70.0-130	09/19/20 13:40	
2,5-Dibromotoluene (PID)	%	75.1	70.0-130	09/19/20 13:40	

LABORATORY CONTROL SAMPLE & LCSD: R3572381-1 R3572381-2

Parameter	Units	Spike Conc.	LCS Result	LCSD Result	LCS % Rec	LCSD % Rec	% Rec Limits	RPD	Max RPD	Qualifiers
Aliphatic (C05-C08)	mg/kg	60.0	53.2	53.5	88.7	89.2	70.0-130	0.562	25	
Aliphatic (C09-C12)	mg/kg	70.0	68.3	68.6	97.6	98.0	70.0-130	0.438	25	
Aromatic (C09-C10),Unadjusted	mg/kg	10.0	9.03	9.09	90.3	90.9	70.0-130	0.662	25	
Total VPH	mg/kg	140	131	131	93.6	93.6	70.0-130	0.00	25	
2,5-Dibromotoluene (FID)	%				93.9	97.3	70.0-130			
2,5-Dibromotoluene (PID)	%				85.9	90.9	70.0-130			

MATRIX SPIKE & MATRIX SPIKE DUPLICATE: R3572381-4 R3572381-5

Parameter	Units	L1262047-02 Result	MS Spike Conc.	MSD Spike Conc.	MS Result	MSD Result	MS % Rec	MSD % Rec	% Rec Limits	RPD	Qual
Aliphatic (C05-C08)	mg/kg	2.47	51.0	51.0	31.5	37.3	56.9	68.3	70.0-130	16.9	ML
Aliphatic (C09-C12)	mg/kg	ND	59.5	59.5	43.7	50.3	73.4	84.5	70.0-130	14.0	
Aromatic (C09-C10),Unadjusted	mg/kg	3.56	8.50	8.50	7.35	7.52	44.6	46.6	70.0-130	2.29	ML
Total VPH	mg/kg	ND	119	119	82.5	95.1	69.3	79.9	70.0-130	14.2	ML
2,5-Dibromotoluene (FID)	%						90.4	87.0	70.0-130		
2,5-Dibromotoluene (PID)	%						81.6	79.0	70.0-130		

Results presented on this page are in the units indicated by the "Units" column except where an alternate unit is presented to the right of the result.

REPORT OF LABORATORY ANALYSIS

This report shall not be reproduced, except in full,
without the written consent of Pace Analytical Services, LLC.

Pace Analytical Services, LLC
9800 Kincey Ave. Suite 100
Huntersville, NC 28078
(704)875-9092

QUALITY CONTROL DATA

Project: 2020-L1-2448
Pace Project No.: 92495313

QC Batch: 566934
QC Batch Method: EPA 5035A/5030B
Analysis Method: EPA 8260D
Analysis Description: 8260D 5035A 5030B
Laboratory: Pace Analytical Services - Charlotte
Associated Lab Samples: 92495313001, 92495313002

METHOD BLANK: 3004304 Matrix: Solid
Associated Lab Samples: 92495313001, 92495313002

Parameter	Units	Blank Result	Reporting Limit	Analyzed	Qualifiers
1,1,1,2-Tetrachloroethane	ug/kg	ND	5.0	09/16/20 22:37	
1,1,1-Trichloroethane	ug/kg	ND	5.0	09/16/20 22:37	
1,1,2,2-Tetrachloroethane	ug/kg	ND	5.0	09/16/20 22:37	
1,1,2-Trichloroethane	ug/kg	ND	5.0	09/16/20 22:37	
1,1-Dichloroethane	ug/kg	ND	5.0	09/16/20 22:37	
1,1-Dichloroethene	ug/kg	ND	5.0	09/16/20 22:37	
1,1-Dichloropropene	ug/kg	ND	5.0	09/16/20 22:37	
1,2,3-Trichlorobenzene	ug/kg	ND	5.0	09/16/20 22:37	
1,2,3-Trichloropropane	ug/kg	ND	5.0	09/16/20 22:37	
1,2,4-Trichlorobenzene	ug/kg	ND	5.0	09/16/20 22:37	
1,2,4-Trimethylbenzene	ug/kg	ND	5.0	09/16/20 22:37	
1,2-Dibromo-3-chloropropane	ug/kg	ND	5.0	09/16/20 22:37	
1,2-Dibromoethane (EDB)	ug/kg	ND	5.0	09/16/20 22:37	
1,2-Dichlorobenzene	ug/kg	ND	5.0	09/16/20 22:37	
1,2-Dichloroethane	ug/kg	ND	5.0	09/16/20 22:37	
1,2-Dichloropropane	ug/kg	ND	5.0	09/16/20 22:37	
1,3,5-Trimethylbenzene	ug/kg	ND	5.0	09/16/20 22:37	
1,3-Dichlorobenzene	ug/kg	ND	5.0	09/16/20 22:37	
1,3-Dichloropropane	ug/kg	ND	5.0	09/16/20 22:37	
1,4-Dichlorobenzene	ug/kg	ND	5.0	09/16/20 22:37	
2,2-Dichloropropane	ug/kg	ND	5.0	09/16/20 22:37	
2-Butanone (MEK)	ug/kg	ND	100	09/16/20 22:37	
2-Chlorotoluene	ug/kg	ND	5.0	09/16/20 22:37	
2-Hexanone	ug/kg	ND	50.0	09/16/20 22:37	
4-Chlorotoluene	ug/kg	ND	5.0	09/16/20 22:37	
4-Methyl-2-pentanone (MIBK)	ug/kg	ND	50.0	09/16/20 22:37	
Acetone	ug/kg	ND	100	09/16/20 22:37	
Benzene	ug/kg	ND	5.0	09/16/20 22:37	
Bromobenzene	ug/kg	ND	5.0	09/16/20 22:37	
Bromochloromethane	ug/kg	ND	5.0	09/16/20 22:37	
Bromodichloromethane	ug/kg	ND	5.0	09/16/20 22:37	
Bromoform	ug/kg	ND	5.0	09/16/20 22:37	
Bromomethane	ug/kg	ND	10.0	09/16/20 22:37	
Carbon tetrachloride	ug/kg	ND	5.0	09/16/20 22:37	
Chlorobenzene	ug/kg	ND	5.0	09/16/20 22:37	
Chloroethane	ug/kg	ND	10.0	09/16/20 22:37	
Chloroform	ug/kg	ND	5.0	09/16/20 22:37	
Chloromethane	ug/kg	ND	10.0	09/16/20 22:37	
cis-1,2-Dichloroethene	ug/kg	ND	5.0	09/16/20 22:37	
cis-1,3-Dichloropropene	ug/kg	ND	5.0	09/16/20 22:37	

Results presented on this page are in the units indicated by the "Units" column except where an alternate unit is presented to the right of the result.

REPORT OF LABORATORY ANALYSIS

This report shall not be reproduced, except in full,
without the written consent of Pace Analytical Services, LLC.

Pace Analytical Services, LLC
9800 Kincey Ave. Suite 100
Huntersville, NC 28078
(704)875-9092

QUALITY CONTROL DATA

Project: 2020-L1-2448
Pace Project No.: 92495313

METHOD BLANK: 3004304 Matrix: Solid
Associated Lab Samples: 92495313001, 92495313002

Parameter	Units	Blank Result	Reporting Limit	Analyzed	Qualifiers
Dibromochloromethane	ug/kg	ND	5.0	09/16/20 22:37	
Dibromomethane	ug/kg	ND	5.0	09/16/20 22:37	
Dichlorodifluoromethane	ug/kg	ND	10.0	09/16/20 22:37	v1
Diisopropyl ether	ug/kg	ND	5.0	09/16/20 22:37	
Ethylbenzene	ug/kg	ND	5.0	09/16/20 22:37	
Hexachloro-1,3-butadiene	ug/kg	ND	5.0	09/16/20 22:37	
Isopropylbenzene (Cumene)	ug/kg	ND	5.0	09/16/20 22:37	
m&p-Xylene	ug/kg	ND	10.0	09/16/20 22:37	
Methyl-tert-butyl ether	ug/kg	ND	5.0	09/16/20 22:37	
Methylene Chloride	ug/kg	ND	20.0	09/16/20 22:37	
n-Butylbenzene	ug/kg	ND	5.0	09/16/20 22:37	
n-Propylbenzene	ug/kg	ND	5.0	09/16/20 22:37	
Naphthalene	ug/kg	ND	5.0	09/16/20 22:37	
o-Xylene	ug/kg	ND	5.0	09/16/20 22:37	
p-Isopropyltoluene	ug/kg	ND	5.0	09/16/20 22:37	
sec-Butylbenzene	ug/kg	ND	5.0	09/16/20 22:37	
Styrene	ug/kg	ND	5.0	09/16/20 22:37	
tert-Butylbenzene	ug/kg	ND	5.0	09/16/20 22:37	
Tetrachloroethene	ug/kg	ND	5.0	09/16/20 22:37	
Toluene	ug/kg	ND	5.0	09/16/20 22:37	
trans-1,2-Dichloroethene	ug/kg	ND	5.0	09/16/20 22:37	
trans-1,3-Dichloropropene	ug/kg	ND	5.0	09/16/20 22:37	
Trichloroethene	ug/kg	ND	5.0	09/16/20 22:37	
Trichlorofluoromethane	ug/kg	ND	5.0	09/16/20 22:37	
Vinyl acetate	ug/kg	ND	50.0	09/16/20 22:37	
Vinyl chloride	ug/kg	ND	10.0	09/16/20 22:37	
Xylene (Total)	ug/kg	ND	10.0	09/16/20 22:37	
1,2-Dichloroethane-d4 (S)	%	102	70-132	09/16/20 22:37	
4-Bromofluorobenzene (S)	%	97	70-130	09/16/20 22:37	
Toluene-d8 (S)	%	99	70-130	09/16/20 22:37	

LABORATORY CONTROL SAMPLE: 3004305

Parameter	Units	Spike Conc.	LCS Result	LCS % Rec	% Rec Limits	Qualifiers
1,1,1,2-Tetrachloroethane	ug/kg	1250	1150	92	70-130	
1,1,1-Trichloroethane	ug/kg	1250	1050	84	70-130	
1,1,2,2-Tetrachloroethane	ug/kg	1250	1090	87	55-130	
1,1,2-Trichloroethane	ug/kg	1250	1110	89	70-130	
1,1-Dichloroethane	ug/kg	1250	1050	84	68-130	
1,1-Dichloroethene	ug/kg	1250	1090	87	70-130	
1,1-Dichloropropene	ug/kg	1250	1040	83	70-130	
1,2,3-Trichlorobenzene	ug/kg	1250	1160	92	70-130	
1,2,3-Trichloropropane	ug/kg	1250	1130	91	70-130	
1,2,4-Trichlorobenzene	ug/kg	1250	1170	94	70-130	

Results presented on this page are in the units indicated by the "Units" column except where an alternate unit is presented to the right of the result.

REPORT OF LABORATORY ANALYSIS

This report shall not be reproduced, except in full,
without the written consent of Pace Analytical Services, LLC.

Pace Analytical Services, LLC
9800 Kincey Ave. Suite 100
Huntersville, NC 28078
(704)875-9092

QUALITY CONTROL DATA

Project: 2020-L1-2448
Pace Project No.: 92495313

LABORATORY CONTROL SAMPLE: 3004305

Parameter	Units	Spike Conc.	LCS Result	LCS % Rec	% Rec Limits	Qualifiers
1,2,4-Trimethylbenzene	ug/kg	1250	1110	89	69-130	
1,2-Dibromo-3-chloropropane	ug/kg	1250	1260	101	57-141	
1,2-Dibromoethane (EDB)	ug/kg	1250	1180	95	70-130	
1,2-Dichlorobenzene	ug/kg	1250	1190	95	70-130	
1,2-Dichloroethane	ug/kg	1250	1050	84	70-130	
1,2-Dichloropropane	ug/kg	1250	1130	91	70-130	
1,3,5-Trimethylbenzene	ug/kg	1250	1170	94	70-130	
1,3-Dichlorobenzene	ug/kg	1250	1150	92	70-130	
1,3-Dichloropropane	ug/kg	1250	1120	89	70-130	
1,4-Dichlorobenzene	ug/kg	1250	1070	86	70-130	
2,2-Dichloropropane	ug/kg	1250	1040	83	70-130	
2-Butanone (MEK)	ug/kg	2500	2090	83	60-130	
2-Chlorotoluene	ug/kg	1250	1180	94	70-130	
2-Hexanone	ug/kg	2500	2350	94	70-132	
4-Chlorotoluene	ug/kg	1250	1150	92	70-130	
4-Methyl-2-pentanone (MIBK)	ug/kg	2500	2270	91	69-130	
Acetone	ug/kg	2500	2080	83	49-148	
Benzene	ug/kg	1250	1080	86	70-130	
Bromobenzene	ug/kg	1250	1170	93	70-130	
Bromochloromethane	ug/kg	1250	1150	92	70-130	
Bromodichloromethane	ug/kg	1250	1050	84	70-130	
Bromoform	ug/kg	1250	1180	95	68-136	
Bromomethane	ug/kg	1250	1070	86	60-140	
Carbon tetrachloride	ug/kg	1250	1170	94	70-130	
Chlorobenzene	ug/kg	1250	1110	89	70-130	
Chloroethane	ug/kg	1250	1000	80	51-147	
Chloroform	ug/kg	1250	1020	82	70-130	
Chloromethane	ug/kg	1250	1060	85	48-130	
cis-1,2-Dichloroethene	ug/kg	1250	1020	81	70-130	
cis-1,3-Dichloropropene	ug/kg	1250	1160	93	70-130	
Dibromochloromethane	ug/kg	1250	1200	96	70-130	
Dibromomethane	ug/kg	1250	1150	92	70-130	
Dichlorodifluoromethane	ug/kg	1250	1550	124	49-130	v1
Diisopropyl ether	ug/kg	1250	1040	84	66-130	
Ethylbenzene	ug/kg	1250	1060	85	70-130	
Hexachloro-1,3-butadiene	ug/kg	1250	1210	97	70-130	
Isopropylbenzene (Cumene)	ug/kg	1250	1120	90	70-130	
m&p-Xylene	ug/kg	2500	2160	86	70-130	
Methyl-tert-butyl ether	ug/kg	1250	1020	82	70-130	
Methylene Chloride	ug/kg	1250	1020	81	50-137	
n-Butylbenzene	ug/kg	1250	1140	91	70-130	
n-Propylbenzene	ug/kg	1250	1150	92	70-130	
Naphthalene	ug/kg	1250	1180	94	70-131	
o-Xylene	ug/kg	1250	1090	87	70-130	
p-Isopropyltoluene	ug/kg	1250	1150	92	70-130	
sec-Butylbenzene	ug/kg	1250	1140	91	70-130	
Styrene	ug/kg	1250	1150	92	70-130	

Results presented on this page are in the units indicated by the "Units" column except where an alternate unit is presented to the right of the result.

REPORT OF LABORATORY ANALYSIS

This report shall not be reproduced, except in full,
without the written consent of Pace Analytical Services, LLC.

Pace Analytical Services, LLC
9800 Kincey Ave. Suite 100
Huntersville, NC 28078
(704)875-9092

QUALITY CONTROL DATA

Project: 2020-L1-2448
Pace Project No.: 92495313

LABORATORY CONTROL SAMPLE: 3004305

Parameter	Units	Spike Conc.	LCS Result	LCS % Rec	% Rec Limits	Qualifiers
tert-Butylbenzene	ug/kg	1250	1150	92	69-130	
Tetrachloroethene	ug/kg	1250	1150	92	56-130	
Toluene	ug/kg	1250	1050	84	70-130	
trans-1,2-Dichloroethene	ug/kg	1250	1040	83	70-130	
trans-1,3-Dichloropropene	ug/kg	1250	1110	89	70-130	
Trichloroethene	ug/kg	1250	1120	89	70-141	
Trichlorofluoromethane	ug/kg	1250	1100	88	67-130	
Vinyl acetate	ug/kg	2500	2080	83	10-136	
Vinyl chloride	ug/kg	1250	1070	85	67-130	
Xylene (Total)	ug/kg	3750	3250	87	70-130	
1,2-Dichloroethane-d4 (S)	%			92	70-132	
4-Bromofluorobenzene (S)	%			96	70-130	
Toluene-d8 (S)	%			99	70-130	

MATRIX SPIKE SAMPLE: 3004307

Parameter	Units	92495719002 Result	Spike Conc.	MS Result	MS % Rec	% Rec Limits	Qualifiers
1,1,1,2-Tetrachloroethane	ug/kg	ND	576	546	95	52-133	
1,1,1-Trichloroethane	ug/kg	ND	576	488	85	49-137	
1,1,2,2-Tetrachloroethane	ug/kg	ND	576	514	89	39-150	
1,1,2-Trichloroethane	ug/kg	ND	576	554	96	48-140	
1,1-Dichloroethane	ug/kg	ND	576	487	85	46-135	
1,1-Dichloroethene	ug/kg	ND	576	425	74	38-149	
1,1-Dichloropropene	ug/kg	ND	576	520	90	41-140	
1,2,3-Trichlorobenzene	ug/kg	ND	576	476	83	10-158	
1,2,3-Trichloropropane	ug/kg	ND	576	506	88	33-157	
1,2,4-Trichlorobenzene	ug/kg	ND	576	570	99	10-155	
1,2,4-Trimethylbenzene	ug/kg	ND	576	569	99	24-154	
1,2-Dibromo-3-chloropropane	ug/kg	ND	576	463	80	33-158	
1,2-Dibromoethane (EDB)	ug/kg	ND	576	539	94	40-136	
1,2-Dichlorobenzene	ug/kg	ND	576	596	104	27-146	
1,2-Dichloroethane	ug/kg	ND	576	530	92	49-140	
1,2-Dichloropropane	ug/kg	ND	576	554	96	44-143	
1,3,5-Trimethylbenzene	ug/kg	ND	576	588	102	40-144	
1,3-Dichlorobenzene	ug/kg	ND	576	601	104	33-140	
1,3-Dichloropropane	ug/kg	ND	576	543	94	47-147	
1,4-Dichlorobenzene	ug/kg	ND	576	565	98	35-139	
2,2-Dichloropropane	ug/kg	ND	576	426	74	41-140	
2-Butanone (MEK)	ug/kg	ND	1150	685	60	10-181	
2-Chlorotoluene	ug/kg	ND	576	582	101	38-147	
2-Hexanone	ug/kg	ND	1150	725	63	18-169	
4-Chlorotoluene	ug/kg	ND	576	571	99	36-145	
4-Methyl-2-pentanone (MIBK)	ug/kg	ND	1150	558	48	16-175	
Acetone	ug/kg	ND	1150	561	49	10-200	
Benzene	ug/kg	ND	576	538	93	46-136	

Results presented on this page are in the units indicated by the "Units" column except where an alternate unit is presented to the right of the result.

REPORT OF LABORATORY ANALYSIS

This report shall not be reproduced, except in full,
without the written consent of Pace Analytical Services, LLC.

Pace Analytical Services, LLC
9800 Kincey Ave. Suite 100
Huntersville, NC 28078
(704)875-9092

QUALITY CONTROL DATA

Project: 2020-L1-2448
Pace Project No.: 92495313

MATRIX SPIKE SAMPLE: 3004307

Parameter	Units	92495719002 Result	Spike Conc.	MS Result	MS % Rec	% Rec Limits	Qualifiers
Bromobenzene	ug/kg	ND	576	558	97	38-149	
Bromochloromethane	ug/kg	ND	576	554	96	44-142	
Bromodichloromethane	ug/kg	ND	576	471	82	41-140	
Bromoform	ug/kg	ND	576	478	83	34-145	
Bromomethane	ug/kg	ND	576	440	76	14-162	
Carbon tetrachloride	ug/kg	ND	576	534	93	44-141	
Chlorobenzene	ug/kg	ND	576	561	97	39-141	
Chloroethane	ug/kg	ND	576	113	20	10-182	
Chloroform	ug/kg	ND	576	467	81	45-140	
Chloromethane	ug/kg	ND	576	549	95	19-149	
cis-1,2-Dichloroethene	ug/kg	ND	576	472	82	38-150	
cis-1,3-Dichloropropene	ug/kg	ND	576	535	93	30-144	
Dibromochloromethane	ug/kg	ND	576	504	88	36-145	
Dibromomethane	ug/kg	ND	576	536	93	41-145	
Dichlorodifluoromethane	ug/kg	ND	576	799	139	16-146	v1
Diisopropyl ether	ug/kg	ND	576	488	85	41-143	
Ethylbenzene	ug/kg	ND	576	540	94	35-144	
Hexachloro-1,3-butadiene	ug/kg	ND	576	653	114	10-160	
Isopropylbenzene (Cumene)	ug/kg	ND	576	589	102	30-152	
m&p-Xylene	ug/kg	ND	1150	1110	96	33-145	
Methyl-tert-butyl ether	ug/kg	ND	576	477	83	49-140	
Methylene Chloride	ug/kg	99.2	576	595	86	10-174	
n-Butylbenzene	ug/kg	ND	576	596	104	10-160	
n-Propylbenzene	ug/kg	ND	576	584	102	24-159	
Naphthalene	ug/kg	ND	576	436	76	10-171	
o-Xylene	ug/kg	ND	576	551	96	31-150	
p-Isopropyltoluene	ug/kg	ND	576	593	103	21-154	
sec-Butylbenzene	ug/kg	ND	576	591	103	19-159	
Styrene	ug/kg	ND	576	561	97	15-152	
tert-Butylbenzene	ug/kg	ND	576	587	102	31-141	
Tetrachloroethene	ug/kg	ND	576	583	101	19-141	
Toluene	ug/kg	ND	576	529	91	31-146	
trans-1,2-Dichloroethene	ug/kg	ND	576	481	84	28-157	
trans-1,3-Dichloropropene	ug/kg	ND	576	511	89	25-146	
Trichloroethene	ug/kg	ND	576	567	98	34-149	
Trichlorofluoromethane	ug/kg	ND	576	106	18	10-167	
Vinyl acetate	ug/kg	ND	1150	876	76	10-200	
Vinyl chloride	ug/kg	ND	576	559	97	36-155	
Xylene (Total)	ug/kg	ND	1730	1660	96	29-148	
1,2-Dichloroethane-d4 (S)	%				114	70-132	
4-Bromofluorobenzene (S)	%				98	70-130	
Toluene-d8 (S)	%				100	70-130	

Results presented on this page are in the units indicated by the "Units" column except where an alternate unit is presented to the right of the result.

REPORT OF LABORATORY ANALYSIS

This report shall not be reproduced, except in full,
without the written consent of Pace Analytical Services, LLC.

Pace Analytical Services, LLC
9800 Kincey Ave. Suite 100
Huntersville, NC 28078
(704)875-9092

QUALITY CONTROL DATA

Project: 2020-L1-2448
Pace Project No.: 92495313

SAMPLE DUPLICATE: 3004306

Parameter	Units	92495719001 Result	Dup Result	RPD	Qualifiers
1,1,1,2-Tetrachloroethane	ug/kg	ND	ND		
1,1,1-Trichloroethane	ug/kg	ND	ND		
1,1,2,2-Tetrachloroethane	ug/kg	ND	ND		
1,1,2-Trichloroethane	ug/kg	ND	ND		
1,1-Dichloroethane	ug/kg	ND	ND		
1,1-Dichloroethene	ug/kg	ND	ND		
1,1-Dichloropropene	ug/kg	ND	ND		
1,2,3-Trichlorobenzene	ug/kg	ND	ND		
1,2,3-Trichloropropane	ug/kg	ND	ND		
1,2,4-Trichlorobenzene	ug/kg	ND	ND		
1,2,4-Trimethylbenzene	ug/kg	ND	ND		
1,2-Dibromo-3-chloropropane	ug/kg	ND	ND		
1,2-Dibromoethane (EDB)	ug/kg	ND	ND		
1,2-Dichlorobenzene	ug/kg	ND	ND		
1,2-Dichloroethane	ug/kg	ND	ND		
1,2-Dichloropropane	ug/kg	ND	ND		
1,3,5-Trimethylbenzene	ug/kg	ND	ND		
1,3-Dichlorobenzene	ug/kg	ND	ND		
1,3-Dichloropropane	ug/kg	ND	ND		
1,4-Dichlorobenzene	ug/kg	ND	ND		
2,2-Dichloropropane	ug/kg	ND	ND		
2-Butanone (MEK)	ug/kg	ND	ND		
2-Chlorotoluene	ug/kg	ND	ND		
2-Hexanone	ug/kg	ND	ND		
4-Chlorotoluene	ug/kg	ND	ND		
4-Methyl-2-pentanone (MIBK)	ug/kg	ND	ND		
Acetone	ug/kg	ND	ND		
Benzene	ug/kg	ND	ND		
Bromobenzene	ug/kg	ND	ND		
Bromochloromethane	ug/kg	ND	ND		
Bromodichloromethane	ug/kg	ND	ND		
Bromoform	ug/kg	ND	ND		
Bromomethane	ug/kg	ND	ND		
Carbon tetrachloride	ug/kg	ND	ND		
Chlorobenzene	ug/kg	ND	ND		
Chloroethane	ug/kg	ND	ND		
Chloroform	ug/kg	ND	ND		
Chloromethane	ug/kg	ND	ND		
cis-1,2-Dichloroethene	ug/kg	ND	ND		
cis-1,3-Dichloropropene	ug/kg	ND	ND		
Dibromochloromethane	ug/kg	ND	ND		
Dibromomethane	ug/kg	ND	ND		
Dichlorodifluoromethane	ug/kg	ND	ND		v1
Diisopropyl ether	ug/kg	ND	ND		
Ethylbenzene	ug/kg	ND	ND		
Hexachloro-1,3-butadiene	ug/kg	ND	ND		
Isopropylbenzene (Cumene)	ug/kg	ND	ND		

Results presented on this page are in the units indicated by the "Units" column except where an alternate unit is presented to the right of the result.

REPORT OF LABORATORY ANALYSIS

This report shall not be reproduced, except in full,
without the written consent of Pace Analytical Services, LLC.

Pace Analytical Services, LLC
9800 Kincey Ave. Suite 100
Huntersville, NC 28078
(704)875-9092

QUALITY CONTROL DATA

Project: 2020-L1-2448
Pace Project No.: 92495313

SAMPLE DUPLICATE: 3004306

Parameter	Units	92495719001 Result	Dup Result	RPD	Qualifiers
m&p-Xylene	ug/kg	ND	ND		
Methyl-tert-butyl ether	ug/kg	ND	ND		
Methylene Chloride	ug/kg	ND	ND		
n-Butylbenzene	ug/kg	ND	ND		
n-Propylbenzene	ug/kg	ND	ND		
Naphthalene	ug/kg	ND	ND		
o-Xylene	ug/kg	ND	ND		
p-Isopropyltoluene	ug/kg	ND	ND		
sec-Butylbenzene	ug/kg	ND	ND		
Styrene	ug/kg	ND	ND		
tert-Butylbenzene	ug/kg	ND	ND		
Tetrachloroethene	ug/kg	ND	ND		
Toluene	ug/kg	ND	ND		
trans-1,2-Dichloroethene	ug/kg	ND	ND		
trans-1,3-Dichloropropene	ug/kg	ND	ND		
Trichloroethene	ug/kg	ND	ND		
Trichlorofluoromethane	ug/kg	ND	ND		
Vinyl acetate	ug/kg	ND	ND		
Vinyl chloride	ug/kg	ND	ND		
Xylene (Total)	ug/kg	ND	ND		
1,2-Dichloroethane-d4 (S)	%	106	111		
4-Bromofluorobenzene (S)	%	98	98		
Toluene-d8 (S)	%	100	101		

Results presented on this page are in the units indicated by the "Units" column except where an alternate unit is presented to the right of the result.

REPORT OF LABORATORY ANALYSIS

This report shall not be reproduced, except in full,
without the written consent of Pace Analytical Services, LLC.

Pace Analytical Services, LLC
9800 Kincey Ave. Suite 100
Huntersville, NC 28078
(704)875-9092

QUALITY CONTROL DATA

Project: 2020-L1-2448
Pace Project No.: 92495313

QC Batch: 566273
QC Batch Method: ASTM D2974-87
Analysis Method: ASTM D2974-87
Analysis Description: Dry Weight/Percent Moisture
Laboratory: Pace Analytical Services - Charlotte

Associated Lab Samples: 92495313001, 92495313002

SAMPLE DUPLICATE: 3001340

Parameter	Units	92495217001 Result	Dup Result	RPD	Qualifiers
Percent Moisture	%	21.2	21.2	0	H1

Results presented on this page are in the units indicated by the "Units" column except where an alternate unit is presented to the right of the result.

REPORT OF LABORATORY ANALYSIS

This report shall not be reproduced, except in full,
without the written consent of Pace Analytical Services, LLC.

Pace Analytical Services, LLC
9800 Kincey Ave. Suite 100
Huntersville, NC 28078
(704)875-9092

QUALITY CONTROL DATA

Project: 2020-L1-2448
Pace Project No.: 92495313

QC Batch: 1545177
QC Batch Method: SM 2540 G
Analysis Method: SM 2540G
Analysis Description: Total Solids 2540 G-2011
Laboratory: Pace National - Mt. Juliet
Associated Lab Samples: 92495313001, 92495313002

METHOD BLANK: R3572190-1 Matrix: Solid
Associated Lab Samples: 92495313001, 92495313002

Parameter	Units	Blank Result	Reporting Limit	Analyzed	Qualifiers
Total Solids	%	0.00200		09/18/20 09:48	

LABORATORY CONTROL SAMPLE: R3572190-2

Parameter	Units	Spike Conc.	LCS Result	LCS % Rec	% Rec Limits	Qualifiers
Total Solids	%	50.0	50.0	100	85.0-115	

SAMPLE DUPLICATE: R3572190-3

Parameter	Units	L1262035-01 Result	Dup Result	RPD	Qualifiers
Total Solids	%	90.0	89.9	0.110	

Results presented on this page are in the units indicated by the "Units" column except where an alternate unit is presented to the right of the result.

REPORT OF LABORATORY ANALYSIS

This report shall not be reproduced, except in full,
without the written consent of Pace Analytical Services, LLC.

Pace Analytical Services, LLC
9800 Kincey Ave. Suite 100
Huntersville, NC 28078
(704)875-9092

QUALIFIERS

Project: 2020-L1-2448
Pace Project No.: 92495313

DEFINITIONS

DF - Dilution Factor, if reported, represents the factor applied to the reported data due to dilution of the sample aliquot.

ND - Not Detected at or above adjusted reporting limit.

TNTC - Too Numerous To Count

J - Estimated concentration above the adjusted method detection limit and below the adjusted reporting limit.

MDL - Adjusted Method Detection Limit.

PQL - Practical Quantitation Limit.

RL - Reporting Limit - The lowest concentration value that meets project requirements for quantitative data with known precision and bias for a specific analyte in a specific matrix.

S - Surrogate

1,2-Diphenylhydrazine decomposes to and cannot be separated from Azobenzene using Method 8270. The result for each analyte is a combined concentration.

Consistent with EPA guidelines, unrounded data are displayed and have been used to calculate % recovery and RPD values.

LCS(D) - Laboratory Control Sample (Duplicate)

MS(D) - Matrix Spike (Duplicate)

DUP - Sample Duplicate

RPD - Relative Percent Difference

NC - Not Calculable.

SG - Silica Gel - Clean-Up

U - Indicates the compound was analyzed for, but not detected.

Acid preservation may not be appropriate for 2 Chloroethylvinyl ether.

A separate vial preserved to a pH of 4-5 is recommended in SW846 Chapter 4 for the analysis of Acrolein and Acrylonitrile by EPA Method 8260.

N-Nitrosodiphenylamine decomposes and cannot be separated from Diphenylamine using Method 8270. The result reported for each analyte is a combined concentration.

Pace Analytical is TNI accredited. Contact your Pace PM for the current list of accredited analytes.

TNI - The NELAC Institute.

ANALYTE QUALIFIERS

H1	Analysis conducted outside the EPA method holding time.
ML	Matrix spike recovery and/or matrix spike duplicate recovery was below laboratory control limits. Result may be biased low.
v1	The continuing calibration verification was above the method acceptance limit. Any detection for the analyte in the associated samples may have a high bias.

REPORT OF LABORATORY ANALYSIS

This report shall not be reproduced, except in full,
without the written consent of Pace Analytical Services, LLC.

Pace Analytical Services, LLC
9800 Kincey Ave. Suite 100
Huntersville, NC 28078
(704)875-9092

QUALITY CONTROL DATA CROSS REFERENCE TABLE

Project: 2020-L1-2448
Pace Project No.: 92495313

Lab ID	Sample ID	QC Batch Method	QC Batch	Analytical Method	Analytical Batch
92495313001	**MW-46_(25-27.5)**	MADEPV	1545933	MADEP VPH	1545933
92495313002	**MW-47_(25-27)**	MADEPV	1545933	MADEP VPH	1545933
92495313001	**MW-46_(25-27.5)**	EPA 5035A/5030B	566934	EPA 8260D	566964
92495313002	**MW-47_(25-27)**	EPA 5035A/5030B	566934	EPA 8260D	566964
92495313001	**MW-46_(25-27.5)**	ASTM D2974-87	566273		
92495313002	**MW-47_(25-27)**	ASTM D2974-87	566273		
92495313001	**MW-46_(25-27.5)**	SM 2540 G	1545177	SM 2540G	1545177
92495313002	**MW-47_(25-27)**	SM 2540 G	1545177	SM 2540G	1545177

This report shall not be reproduced, except in full,
without the written consent of Pace Analytical Services, LLC.

CHAIN-OF-CUSTODY Analytical Request Document

Pace Analytical

Chain-of-Custody is a LEGAL DOCUMENT - Complete all relevent fields

LAB USE ONLY- Affix Workorder/Login Label Here or List Pace Workorder Number or

WO# : 92495313

92495313

ALL SH

Company:	Apex Companies, LLC
Address:	5900 North Woods Bus. Pkwy, Ste. O
Report To:	Andrew Street
Copy To:	
Customer Project Name/Number:	2020-L1-2448 CPC 20+26 R2
Phone:	804-956-6394
Email:	
Collected By (print):	Caroline Negron
Collected By (signature):	Caroline Negron
Sample Disposal:	[✓] Dispose as appropriate [ ] Return [ ] Archive: _____ [ ] Hold: _____

Billing Information: Emily.Little@apexcos.com

Email To: Andrew.street@apexcos.com

Site Collection Info/Address:

State: NC County/City: Mecklenburg Time Zone Collected: [ ] PT [ ] MT [ ] CT [X] ET

Site/Facility ID #: 2020-L1-2448

Compliance Monitoring? [ ] Yes [X] No

Purchase Order #:

Quote #:

DW PWS ID #:

DW Location Code:

Turnaround Date Required: Standard

Immediately Packed on Ice: [X] Yes [ ] No

Rush: [ ] Same Day [ ] Next Day [ ] 2 Day [ ] 3 Day [ ] 4 Day [ ] 5 Day (Expedite Charges Apply)

Field Filtered (if applicable): [ ] Yes [ ] No

Analysis: _____

Container Preservative: 6 | 6

** Preservative Types: (1) nitric acid, (2) sulfuric acid, (3) hydrochloric acid, (4) sodium hydroxide, (5) zinc acetate, (6) methanol, (7) sodium bisulfate, (8) sodium thiosulfate, (9) hexane, (A) ascorbic acid, (B) ammonium sulfate, (C) ammonium hydroxide, (D) TSP, (U) Unpreserved, (O) Other _____

Analyses: VOCs 8260 | MADEP VPH

Lab Profile/Line:

Lab Sample Receipt Checklist:

Custody Seals Present/Intact	Y	N	(NA)
Custody Signatures Present	(Y)	N	NA
Collector Signature Present	(Y)	N	NA
Bottles Intact	(Y)	N	NA
Correct Bottles	(Y)	N	NA
Sufficient Volume	(Y)	N	NA
Samples Received on Ice	(Y)	N	NA
VOA - Headspace Acceptable	Y	N	(NA)
USDA Regulated Soils	Y	(N)	NA
Samples in Holding Time	Y	N	(NA)
Residual Chlorine Present	Y	N	(NA)
Cl Strips: _____			(5)
Sample pH Acceptable	Y	N	(NA)
pH Strips: _____			(6)
Sulfide Present	Y	N	(NA)
Lead Acetate Strips: _____			(7)

LAB USE ONLY:
Lab Sample # / Comments:

92495313

* Matrix Codes (Insert in Matrix box below): Drinking Water (DW), Ground Water (GW), Wastewater (WW), Product (P), Soil/Solid (SL), Oil (OL), Wipe (WP), Air (AR), Tissue (TS), Bioassay (B), Vapor (V), Other (OT)

Customer Sample ID	Matrix *	Comp / Grab	Collected (or Composite Start) Date	Collected (or Composite Start) Time	Composite End Date	Composite End Time	Res Cl	# of Ctns	VOCs 8260	MADEP VPH	Lab Sample # / Comments
MW-46(25-27.5)	SL	G	09/12/20	0915				6	3	3	001
MW-47(25-27)	SL	G	09/12/20	1200				6	3	3	002

Customer Remarks / Special Conditions / Possible Hazards:

Type of Ice Used: (Wet) Blue Dry None

Packing Material Used: Plastic Bags

Radchem sample(s) screened (<500 cpm): Y N (NA)

SHORT HOLDS PRESENT (<72 hours): Y (N) N/A

Lab Tracking #: 2539427

Samples received via: FEDEX UPS Client Courier (Pace Courier)

Lab Sample Temperature Info:

Temp Blank Received: Y N (NA)

Therm ID#: 92T061

Cooler 1 Temp Upon Receipt: 1.4 oC

Cooler 1 Therm Corr. Factor: 0 oC

Cooler 1 Corrected Temp: 1.4 oC

Comments:

	Date/Time		Date/Time
Relinquished by/Company: (Signature) Apex	9-14-20/1345	Received by/Company: (Signature)	9-14-20 1345
Relinquished by/Company: (Signature)	9/14/20 1400	Received by/Company: (Signature) PACE HVL	9/14/20 1400
Relinquished by/Company: (Signature)	Date/Time:	Received by/Company: (Signature)	Date/Time:

MTJL LAB USE ONLY

Table #:

Acctnum:

Template:

Prelogin:

PM:

PB:

Trip Blank Received: Y N (NA)

HCL MeOH TSP Other

Non Conformance(s): YES / (NO)

Page: _____ of: _____

Pace Analytical	Document Name: Sample Condition Upon Receipt(SCUR)	Document Revised: February 7, 2018 Page 1 of 2
	Document No.: F-CAR-CS-033-Rev.06	Issuing Authority: Pace Carolinas Quality Office

***Check mark top half of box if pH and/or dechlorination is verified and within the acceptance range for preservation samples.**

Exceptions: VOA, Coliform, TOC, Oil and Grease, DRO/8015 (water) DOC, LLHg

****Bottom half of box is to list number of bottle**

Project # WO#: 92495313

PM: AMB Due Date: 09/21/20

CLIENT: 92-APEX MOOR

Item#	BP4U-125 mL Plastic Unpreserved (N/A) (Cl-)	BP3U-250 mL Plastic Unpreserved (N/A)	BP2U-500 mL Plastic Unpreserved (N/A)	BP1U-1 liter Plastic Unpreserved (N/A)	BP4S-125 mL Plastic H2SO4 (pH < 2) (Cl-)	BP3N-250 mL plastic HNO3 (pH < 2)	BP4Z-125 mL Plastic ZN Acetate & NaOH (>9)	BP4C-125 mL Plastic NaOH (pH > 12) (Cl-)	WGFU-Wide-mouthed Glass jar Unpreserved	AG1U-1 liter Amber Unpreserved (N/A) (Cl-)	AG1H-1 liter Amber HCl (pH < 2)	AG3U-250 mL Amber Unpreserved (N/A) (Cl-)	AG1S-1 liter Amber H2SO4 (pH < 2)	AG3S-250 mL Amber H2SO4 (pH < 2)	AG3A(DG3A)-250 mL Amber NH4Cl (N/A)(Cl-)	DG9H-40 mL VOA HCl (N/A)	VG9T-40 mL VOA Na2S2O3 (N/A)	VG9U-40 mL VOA Unp (N/A)	DG9P-40 mL VOA H3PO4 (N/A)	VOAK (6 vials per kit)-5035 kit (N/A)	V/GK (3 vials per kit)-VPH/Gas kit (N/A)	SP5T-125 mL Sterile Plastic (N/A – lab)	SP2T-250 mL Sterile Plastic (N/A – lab)		BP3A-250 mL Plastic (NH2)2SO4 (9.3-9.7)	AG0U-100 mL Amber Unpreserved vials (N/A)	VSGU-20 mL Scintillation vials (N/A)	DG9U-40 mL Amber Unpreserved vials (N/A)
1	\				\	\	\	\			\		\	\	\							2			\	\			
2	\				\	\	\	\			\		\	\	\							2			\	\			
3	\				\	\	\	\			\		\	\	\										\	\			
4	\				\	\	\	\			\		\	\	\										\	\			
5	\				\	\	\	\			\		\	\	\										\	\			
6	\				\	\	\	\			\		\	\	\										\	\			
7	\				\	\	\	\			\		\	\	\										\	\			
8	\				\	\	\	\			\		\	\	\										\	\			
9	\				\	\	\	\			\		\	\	\										\	\			
10	\				\	\	\	\			\		\	\	\										\	\			
11	\				\	\	\	\			\		\	\	\										\	\			
12	\				\	\	\	\			\		\	\	\										\	\			

pH Adjustment Log for Preserved Samples

Sample ID	Type of Preservative	pH upon receipt	Date preservation adjusted	Time preservation adjusted	Amount of Preservative added	Lot #

Note: Whenever there is a discrepancy affecting North Carolina compliance samples, a copy of this form will be sent to the North Carolina DEHNR Certification Office (i.e. Out of hold, incorrect preservative, out of temp, incorrect containers.

Pace Analytical Services, LLC
9800 Kincey Ave. Suite 100
Huntersville, NC 28078
(704)875-9092

September 18, 2020

Andrew Wreschnig
AECOM
6000 Fairview Road
Suite 200
Charlotte, NC 28210

RE: Project: Colonial Pipeline (9/15 Soil)
Pace Project No.: 92495719

Dear Andrew Wreschnig:

Enclosed are the analytical results for sample(s) received by the laboratory on September 16, 2020. The results relate only to the samples included in this report. Results reported herein conform to the applicable TNI/NELAC Standards and the laboratory's Quality Manual, where applicable, unless otherwise noted in the body of the report.

The test results provided in this final report were generated by each of the following laboratories within the Pace Network:

- Pace National - Mt. Juliet
- Pace Analytical Services - Charlotte

If you have any questions concerning this report, please feel free to contact me.

Sincerely,

Nicole Gasiorowski

Nicole Gasiorowski
nicole.gasiorowski@pacelabs.com
(704)875-9092
Project Manager

Enclosures

cc: Jeff Morrison, Colonial Pipeline Company

This report shall not be reproduced, except in full,
without the written consent of Pace Analytical Services, LLC.

Pace Analytical Services, LLC
9800 Kincey Ave. Suite 100
Huntersville, NC 28078
(704)875-9092

CERTIFICATIONS

Project: Colonial Pipeline (9/15 Soil)
Pace Project No.: 92495719

Pace Analytical Services National

12065 Lebanon Road, Mt. Juliet, TN 37122
Alabama Certification #: 40660
Alaska Certification 17-026
Arizona Certification #: AZ0612
Arkansas Certification #: 88-0469
California Certification #: 2932
Canada Certification #: 1461.01
Colorado Certification #: TN00003
Connecticut Certification #: PH-0197
DOD Certification: #1461.01
EPA# TN00003
Florida Certification #: E87487
Georgia DW Certification #: 923
Georgia Certification: NELAP
Idaho Certification #: TN00003
Illinois Certification #: 200008
Indiana Certification #: C-TN-01
Iowa Certification #: 364
Kansas Certification #: E-10277
Kentucky UST Certification #: 16
Kentucky Certification #: 90010
Louisiana Certification #: AI30792
Louisiana DW Certification #: LA180010
Maine Certification #: TN0002
Maryland Certification #: 324
Massachusetts Certification #: M-TN003
Michigan Certification #: 9958
Minnesota Certification #: 047-999-395
Mississippi Certification #: TN00003
Missouri Certification #: 340
Montana Certification #: CERT0086
Nebraska Certification #: NE-OS-15-05
Nevada Certification #: TN-03-2002-34
New Hampshire Certification #: 2975
New Jersey Certification #: TN002
New Mexico DW Certification
New York Certification #: 11742
North Carolina Aquatic Toxicity Certification #: 41
North Carolina Drinking Water Certification #: 21704
North Carolina Environmental Certificate #: 375
North Dakota Certification #: R-140
Ohio VAP Certification #: CL0069
Oklahoma Certification #: 9915
Oregon Certification #: TN200002
Pennsylvania Certification #: 68-02979
Rhode Island Certification #: LAO00356
South Carolina Certification #: 84004
South Dakota Certification
Tennessee DW/Chem/Micro Certification #: 2006
Texas Certification #: T 104704245-17-14
Texas Mold Certification #: LAB0152
USDA Soil Permit #: P330-15-00234
Utah Certification #: TN00003
Virginia Certification #: VT2006
Vermont Dept. of Health: ID# VT-2006
Virginia Certification #: 460132
Washington Certification #: C847
West Virginia Certification #: 233
Wisconsin Certification #: 9980939910
Wyoming UST Certification #: via A2LA 2926.01
A2LA-ISO 17025 Certification #: 1461.01
A2LA-ISO 17025 Certification #: 1461.02
AIHA-LAP/LLC EMLAP Certification #:100789

Pace Analytical Services Charlotte

9800 Kincey Ave. Ste 100, Huntersville, NC 28078
Louisiana/NELAP Certification # LA170028
North Carolina Drinking Water Certification #: 37706
North Carolina Field Services Certification #: 5342
North Carolina Wastewater Certification #: 12
South Carolina Certification #: 99006001
Florida/NELAP Certification #: E87627
Kentucky UST Certification #: 84
Virginia/VELAP Certification #: 460221

REPORT OF LABORATORY ANALYSIS

This report shall not be reproduced, except in full,
without the written consent of Pace Analytical Services, LLC.

Pace Analytical Services, LLC
9800 Kincey Ave. Suite 100
Huntersville, NC 28078
(704)875-9092

SAMPLE ANALYTE COUNT

Project: Colonial Pipeline (9/15 Soil)
Pace Project No.: 92495719

Lab ID	Sample ID	Method	Analysts	Analytes Reported	Laboratory
92495719001	**BH-21(12.5-15)**	MADEP VPH	BMB	6	PAN
		EPA 8260D	SAS	70	PASI-C
		ASTM D2974-87	KDF	1	PASI-C
		SM 2540G	MT	1	PAN
92495719002	**BH-21(25-27.5)**	MADEP VPH	BMB	6	PAN
		EPA 8260D	SAS	70	PASI-C
		ASTM D2974-87	KDF	1	PASI-C
		SM 2540G	MT	1	PAN
92495719003	**BH-22 (17.5-20)**	MADEP VPH	BMB	6	PAN
		EPA 8260D	SAS	70	PASI-C
		ASTM D2974-87	KDF	1	PASI-C
		SM 2540G	MT	1	PAN
92495719004	**BH-22 (25-27.5)**	MADEP VPH	BMB	6	PAN
		EPA 8260D	SAS	70	PASI-C
		ASTM D2974-87	KDF	1	PASI-C
		SM 2540G	MT	1	PAN

PAN = Pace National - Mt. Juliet
PASI-C = Pace Analytical Services - Charlotte

This report shall not be reproduced, except in full,
without the written consent of Pace Analytical Services, LLC.

Pace Analytical Services, LLC
9800 Kincey Ave. Suite 100
Huntersville, NC 28078
(704)875-9092

ANALYTICAL RESULTS

Project: Colonial Pipeline (9/15 Soil)
Pace Project No.: 92495719

Sample: BH-21(12.5-15) **Lab ID: 92495719001** Collected: 09/15/20 18:15 Received: 09/16/20 12:30 Matrix: Solid

Results reported on a "dry weight" basis and are adjusted for percent moisture, sample size and any dilutions.

Parameters	Results	Units	Report Limit	DF	Prepared	Analyzed	CAS No.	Qual
MADEPV	Analytical Method: MADEP VPH Preparation Method: MADEPV Pace National - Mt. Juliet							
Aliphatic (C05-C08)	ND	mg/kg	7.49	1	09/15/20 18:15	09/17/20 16:11		
Aliphatic (C09-C12)	ND	mg/kg	7.49	1	09/15/20 18:15	09/17/20 16:11		
Aromatic (C09-C10),Unadjusted	ND	mg/kg	7.49	1	09/15/20 18:15	09/17/20 16:11	TPHC9C10A	
Total VPH	ND	mg/kg	7.49	1	09/15/20 18:15	09/17/20 16:11	VPH	
Surrogates								
2,5-Dibromotoluene (FID)	90.9	%	70.0-130	1	09/15/20 18:15	09/17/20 16:11	615-59-8FID	
2,5-Dibromotoluene (PID)	81.9	%	70.0-130	1	09/15/20 18:15	09/17/20 16:11	615-59-8PID	
8260D/5035A/5030B Volatiles	Analytical Method: EPA 8260D Preparation Method: EPA 5035A/5030B Pace Analytical Services - Charlotte							
Acetone	ND	ug/kg	111	1	09/16/20 16:49	09/17/20 00:57	67-64-1	
Benzene	ND	ug/kg	5.5	1	09/16/20 16:49	09/17/20 00:57	71-43-2	
Bromobenzene	ND	ug/kg	5.5	1	09/16/20 16:49	09/17/20 00:57	108-86-1	
Bromochloromethane	ND	ug/kg	5.5	1	09/16/20 16:49	09/17/20 00:57	74-97-5	
Bromodichloromethane	ND	ug/kg	5.5	1	09/16/20 16:49	09/17/20 00:57	75-27-4	
Bromoform	ND	ug/kg	5.5	1	09/16/20 16:49	09/17/20 00:57	75-25-2	
Bromomethane	ND	ug/kg	11.1	1	09/16/20 16:49	09/17/20 00:57	74-83-9	
2-Butanone (MEK)	ND	ug/kg	111	1	09/16/20 16:49	09/17/20 00:57	78-93-3	
n-Butylbenzene	ND	ug/kg	5.5	1	09/16/20 16:49	09/17/20 00:57	104-51-8	
sec-Butylbenzene	ND	ug/kg	5.5	1	09/16/20 16:49	09/17/20 00:57	135-98-8	
tert-Butylbenzene	ND	ug/kg	5.5	1	09/16/20 16:49	09/17/20 00:57	98-06-6	
Carbon tetrachloride	ND	ug/kg	5.5	1	09/16/20 16:49	09/17/20 00:57	56-23-5	
Chlorobenzene	ND	ug/kg	5.5	1	09/16/20 16:49	09/17/20 00:57	108-90-7	
Chloroethane	ND	ug/kg	11.1	1	09/16/20 16:49	09/17/20 00:57	75-00-3	
Chloroform	ND	ug/kg	5.5	1	09/16/20 16:49	09/17/20 00:57	67-66-3	
Chloromethane	ND	ug/kg	11.1	1	09/16/20 16:49	09/17/20 00:57	74-87-3	
2-Chlorotoluene	ND	ug/kg	5.5	1	09/16/20 16:49	09/17/20 00:57	95-49-8	
4-Chlorotoluene	ND	ug/kg	5.5	1	09/16/20 16:49	09/17/20 00:57	106-43-4	
1,2-Dibromo-3-chloropropane	ND	ug/kg	5.5	1	09/16/20 16:49	09/17/20 00:57	96-12-8	
Dibromochloromethane	ND	ug/kg	5.5	1	09/16/20 16:49	09/17/20 00:57	124-48-1	
1,2-Dibromoethane (EDB)	ND	ug/kg	5.5	1	09/16/20 16:49	09/17/20 00:57	106-93-4	
Dibromomethane	ND	ug/kg	5.5	1	09/16/20 16:49	09/17/20 00:57	74-95-3	
1,2-Dichlorobenzene	ND	ug/kg	5.5	1	09/16/20 16:49	09/17/20 00:57	95-50-1	
1,3-Dichlorobenzene	ND	ug/kg	5.5	1	09/16/20 16:49	09/17/20 00:57	541-73-1	
1,4-Dichlorobenzene	ND	ug/kg	5.5	1	09/16/20 16:49	09/17/20 00:57	106-46-7	
Dichlorodifluoromethane	ND	ug/kg	11.1	1	09/16/20 16:49	09/17/20 00:57	75-71-8	v1
1,1-Dichloroethane	ND	ug/kg	5.5	1	09/16/20 16:49	09/17/20 00:57	75-34-3	
1,2-Dichloroethane	ND	ug/kg	5.5	1	09/16/20 16:49	09/17/20 00:57	107-06-2	
1,1-Dichloroethene	ND	ug/kg	5.5	1	09/16/20 16:49	09/17/20 00:57	75-35-4	
cis-1,2-Dichloroethene	ND	ug/kg	5.5	1	09/16/20 16:49	09/17/20 00:57	156-59-2	
trans-1,2-Dichloroethene	ND	ug/kg	5.5	1	09/16/20 16:49	09/17/20 00:57	156-60-5	
1,2-Dichloropropane	ND	ug/kg	5.5	1	09/16/20 16:49	09/17/20 00:57	78-87-5	
1,3-Dichloropropane	ND	ug/kg	5.5	1	09/16/20 16:49	09/17/20 00:57	142-28-9	
2,2-Dichloropropane	ND	ug/kg	5.5	1	09/16/20 16:49	09/17/20 00:57	594-20-7	
1,1-Dichloropropene	ND	ug/kg	5.5	1	09/16/20 16:49	09/17/20 00:57	563-58-6	

REPORT OF LABORATORY ANALYSIS

This report shall not be reproduced, except in full,
without the written consent of Pace Analytical Services, LLC.

Pace Analytical Services, LLC
9800 Kincey Ave. Suite 100
Huntersville, NC 28078
(704)875-9092

ANALYTICAL RESULTS

Project: Colonial Pipeline (9/15 Soil)
Pace Project No.: 92495719

Sample: BH-21(12.5-15) **Lab ID: 92495719001** Collected: 09/15/20 18:15 Received: 09/16/20 12:30 Matrix: Solid

Results reported on a "dry weight" basis and are adjusted for percent moisture, sample size and any dilutions.

Parameters	Results	Units	Report Limit	DF	Prepared	Analyzed	CAS No.	Qual
8260D/5035A/5030B Volatiles	Analytical Method: EPA 8260D Preparation Method: EPA 5035A/5030B Pace Analytical Services - Charlotte							
cis-1,3-Dichloropropene	ND	ug/kg	5.5	1	09/16/20 16:49	09/17/20 00:57	10061-01-5	
trans-1,3-Dichloropropene	ND	ug/kg	5.5	1	09/16/20 16:49	09/17/20 00:57	10061-02-6	
Diisopropyl ether	ND	ug/kg	5.5	1	09/16/20 16:49	09/17/20 00:57	108-20-3	
Ethylbenzene	ND	ug/kg	5.5	1	09/16/20 16:49	09/17/20 00:57	100-41-4	
Hexachloro-1,3-butadiene	ND	ug/kg	5.5	1	09/16/20 16:49	09/17/20 00:57	87-68-3	
2-Hexanone	ND	ug/kg	55.3	1	09/16/20 16:49	09/17/20 00:57	591-78-6	
Isopropylbenzene (Cumene)	ND	ug/kg	5.5	1	09/16/20 16:49	09/17/20 00:57	98-82-8	
p-Isopropyltoluene	ND	ug/kg	5.5	1	09/16/20 16:49	09/17/20 00:57	99-87-6	
Methylene Chloride	ND	ug/kg	22.1	1	09/16/20 16:49	09/17/20 00:57	75-09-2	
4-Methyl-2-pentanone (MIBK)	ND	ug/kg	55.3	1	09/16/20 16:49	09/17/20 00:57	108-10-1	
Methyl-tert-butyl ether	ND	ug/kg	5.5	1	09/16/20 16:49	09/17/20 00:57	1634-04-4	
Naphthalene	ND	ug/kg	5.5	1	09/16/20 16:49	09/17/20 00:57	91-20-3	
n-Propylbenzene	ND	ug/kg	5.5	1	09/16/20 16:49	09/17/20 00:57	103-65-1	
Styrene	ND	ug/kg	5.5	1	09/16/20 16:49	09/17/20 00:57	100-42-5	
1,1,1,2-Tetrachloroethane	ND	ug/kg	5.5	1	09/16/20 16:49	09/17/20 00:57	630-20-6	
1,1,2,2-Tetrachloroethane	ND	ug/kg	5.5	1	09/16/20 16:49	09/17/20 00:57	79-34-5	
Tetrachloroethene	ND	ug/kg	5.5	1	09/16/20 16:49	09/17/20 00:57	127-18-4	
Toluene	ND	ug/kg	5.5	1	09/16/20 16:49	09/17/20 00:57	108-88-3	
1,2,3-Trichlorobenzene	ND	ug/kg	5.5	1	09/16/20 16:49	09/17/20 00:57	87-61-6	
1,2,4-Trichlorobenzene	ND	ug/kg	5.5	1	09/16/20 16:49	09/17/20 00:57	120-82-1	
1,1,1-Trichloroethane	ND	ug/kg	5.5	1	09/16/20 16:49	09/17/20 00:57	71-55-6	
1,1,2-Trichloroethane	ND	ug/kg	5.5	1	09/16/20 16:49	09/17/20 00:57	79-00-5	
Trichloroethene	ND	ug/kg	5.5	1	09/16/20 16:49	09/17/20 00:57	79-01-6	
Trichlorofluoromethane	ND	ug/kg	5.5	1	09/16/20 16:49	09/17/20 00:57	75-69-4	
1,2,3-Trichloropropane	ND	ug/kg	5.5	1	09/16/20 16:49	09/17/20 00:57	96-18-4	
1,2,4-Trimethylbenzene	ND	ug/kg	5.5	1	09/16/20 16:49	09/17/20 00:57	95-63-6	
1,3,5-Trimethylbenzene	ND	ug/kg	5.5	1	09/16/20 16:49	09/17/20 00:57	108-67-8	
Vinyl acetate	ND	ug/kg	55.3	1	09/16/20 16:49	09/17/20 00:57	108-05-4	
Vinyl chloride	ND	ug/kg	11.1	1	09/16/20 16:49	09/17/20 00:57	75-01-4	
Xylene (Total)	ND	ug/kg	11.1	1	09/16/20 16:49	09/17/20 00:57	1330-20-7	
m&p-Xylene	ND	ug/kg	11.1	1	09/16/20 16:49	09/17/20 00:57	179601-23-1	
o-Xylene	ND	ug/kg	5.5	1	09/16/20 16:49	09/17/20 00:57	95-47-6	
Surrogates								
Toluene-d8 (S)	100	%	70-130	1	09/16/20 16:49	09/17/20 00:57	2037-26-5	
4-Bromofluorobenzene (S)	98	%	70-130	1	09/16/20 16:49	09/17/20 00:57	460-00-4	
1,2-Dichloroethane-d4 (S)	106	%	70-132	1	09/16/20 16:49	09/17/20 00:57	17060-07-0	
Percent Moisture	Analytical Method: ASTM D2974-87 Pace Analytical Services - Charlotte							
Percent Moisture	**16.6**	%	0.10	1		09/16/20 17:50		
Total Solids 2540 G-2011	Analytical Method: SM 2540G Preparation Method: SM 2540 G Pace National - Mt. Juliet							
Total Solids	**81.5**	%		1	09/17/20 12:35	09/17/20 12:42		

REPORT OF LABORATORY ANALYSIS

This report shall not be reproduced, except in full,
without the written consent of Pace Analytical Services, LLC.

Pace Analytical Services, LLC
9800 Kincey Ave. Suite 100
Huntersville, NC 28078
(704)875-9092

ANALYTICAL RESULTS

Project: Colonial Pipeline (9/15 Soil)
Pace Project No.: 92495719

Sample: BH-21(25-27.5) **Lab ID: 92495719002** Collected: 09/15/20 18:25 Received: 09/16/20 12:30 Matrix: Solid

Results reported on a "dry weight" basis and are adjusted for percent moisture, sample size and any dilutions.

Parameters	Results	Units	Report Limit	DF	Prepared	Analyzed	CAS No.	Qual
MADEPV	Analytical Method: MADEP VPH Preparation Method: MADEPV Pace National - Mt. Juliet							
Aliphatic (C05-C08)	ND	mg/kg	7.53	1	09/15/20 18:25	09/17/20 16:44		
Aliphatic (C09-C12)	ND	mg/kg	7.53	1	09/15/20 18:25	09/17/20 16:44		
Aromatic (C09-C10),Unadjusted	ND	mg/kg	7.53	1	09/15/20 18:25	09/17/20 16:44	TPHC9C10A	
Total VPH	ND	mg/kg	7.53	1	09/15/20 18:25	09/17/20 16:44	VPH	
Surrogates								
2,5-Dibromotoluene (FID)	88.4	%	70.0-130	1	09/15/20 18:25	09/17/20 16:44	615-59-8FID	
2,5-Dibromotoluene (PID)	81.3	%	70.0-130	1	09/15/20 18:25	09/17/20 16:44	615-59-8PID	
8260D/5035A/5030B Volatiles	Analytical Method: EPA 8260D Preparation Method: EPA 5035A/5030B Pace Analytical Services - Charlotte							
Acetone	ND	ug/kg	115	1	09/16/20 16:49	09/17/20 01:33	67-64-1	
Benzene	ND	ug/kg	5.8	1	09/16/20 16:49	09/17/20 01:33	71-43-2	
Bromobenzene	ND	ug/kg	5.8	1	09/16/20 16:49	09/17/20 01:33	108-86-1	
Bromochloromethane	ND	ug/kg	5.8	1	09/16/20 16:49	09/17/20 01:33	74-97-5	
Bromodichloromethane	ND	ug/kg	5.8	1	09/16/20 16:49	09/17/20 01:33	75-27-4	
Bromoform	ND	ug/kg	5.8	1	09/16/20 16:49	09/17/20 01:33	75-25-2	
Bromomethane	ND	ug/kg	11.5	1	09/16/20 16:49	09/17/20 01:33	74-83-9	
2-Butanone (MEK)	ND	ug/kg	115	1	09/16/20 16:49	09/17/20 01:33	78-93-3	
n-Butylbenzene	ND	ug/kg	5.8	1	09/16/20 16:49	09/17/20 01:33	104-51-8	
sec-Butylbenzene	ND	ug/kg	5.8	1	09/16/20 16:49	09/17/20 01:33	135-98-8	
tert-Butylbenzene	ND	ug/kg	5.8	1	09/16/20 16:49	09/17/20 01:33	98-06-6	
Carbon tetrachloride	ND	ug/kg	5.8	1	09/16/20 16:49	09/17/20 01:33	56-23-5	
Chlorobenzene	ND	ug/kg	5.8	1	09/16/20 16:49	09/17/20 01:33	108-90-7	
Chloroethane	ND	ug/kg	11.5	1	09/16/20 16:49	09/17/20 01:33	75-00-3	
Chloroform	ND	ug/kg	5.8	1	09/16/20 16:49	09/17/20 01:33	67-66-3	
Chloromethane	ND	ug/kg	11.5	1	09/16/20 16:49	09/17/20 01:33	74-87-3	
2-Chlorotoluene	ND	ug/kg	5.8	1	09/16/20 16:49	09/17/20 01:33	95-49-8	
4-Chlorotoluene	ND	ug/kg	5.8	1	09/16/20 16:49	09/17/20 01:33	106-43-4	
1,2-Dibromo-3-chloropropane	ND	ug/kg	5.8	1	09/16/20 16:49	09/17/20 01:33	96-12-8	
Dibromochloromethane	ND	ug/kg	5.8	1	09/16/20 16:49	09/17/20 01:33	124-48-1	
1,2-Dibromoethane (EDB)	ND	ug/kg	5.8	1	09/16/20 16:49	09/17/20 01:33	106-93-4	
Dibromomethane	ND	ug/kg	5.8	1	09/16/20 16:49	09/17/20 01:33	74-95-3	
1,2-Dichlorobenzene	ND	ug/kg	5.8	1	09/16/20 16:49	09/17/20 01:33	95-50-1	
1,3-Dichlorobenzene	ND	ug/kg	5.8	1	09/16/20 16:49	09/17/20 01:33	541-73-1	
1,4-Dichlorobenzene	ND	ug/kg	5.8	1	09/16/20 16:49	09/17/20 01:33	106-46-7	
Dichlorodifluoromethane	ND	ug/kg	11.5	1	09/16/20 16:49	09/17/20 01:33	75-71-8	v1
1,1-Dichloroethane	ND	ug/kg	5.8	1	09/16/20 16:49	09/17/20 01:33	75-34-3	
1,2-Dichloroethane	ND	ug/kg	5.8	1	09/16/20 16:49	09/17/20 01:33	107-06-2	
1,1-Dichloroethene	ND	ug/kg	5.8	1	09/16/20 16:49	09/17/20 01:33	75-35-4	
cis-1,2-Dichloroethene	ND	ug/kg	5.8	1	09/16/20 16:49	09/17/20 01:33	156-59-2	
trans-1,2-Dichloroethene	ND	ug/kg	5.8	1	09/16/20 16:49	09/17/20 01:33	156-60-5	
1,2-Dichloropropane	ND	ug/kg	5.8	1	09/16/20 16:49	09/17/20 01:33	78-87-5	
1,3-Dichloropropane	ND	ug/kg	5.8	1	09/16/20 16:49	09/17/20 01:33	142-28-9	
2,2-Dichloropropane	ND	ug/kg	5.8	1	09/16/20 16:49	09/17/20 01:33	594-20-7	
1,1-Dichloropropene	ND	ug/kg	5.8	1	09/16/20 16:49	09/17/20 01:33	563-58-6	

REPORT OF LABORATORY ANALYSIS

This report shall not be reproduced, except in full,
without the written consent of Pace Analytical Services, LLC.

Pace Analytical Services, LLC
9800 Kincey Ave. Suite 100
Huntersville, NC 28078
(704)875-9092

ANALYTICAL RESULTS

Project: Colonial Pipeline (9/15 Soil)
Pace Project No.: 92495719

Sample: BH-21(25-27.5) **Lab ID: 92495719002** Collected: 09/15/20 18:25 Received: 09/16/20 12:30 Matrix: Solid

Results reported on a "dry weight" basis and are adjusted for percent moisture, sample size and any dilutions.

Parameters	Results	Units	Report Limit	DF	Prepared	Analyzed	CAS No.	Qual
8260D/5035A/5030B Volatiles	Analytical Method: EPA 8260D Preparation Method: EPA 5035A/5030B Pace Analytical Services - Charlotte							
cis-1,3-Dichloropropene	ND	ug/kg	5.8	1	09/16/20 16:49	09/17/20 01:33	10061-01-5	
trans-1,3-Dichloropropene	ND	ug/kg	5.8	1	09/16/20 16:49	09/17/20 01:33	10061-02-6	
Diisopropyl ether	ND	ug/kg	5.8	1	09/16/20 16:49	09/17/20 01:33	108-20-3	
Ethylbenzene	ND	ug/kg	5.8	1	09/16/20 16:49	09/17/20 01:33	100-41-4	
Hexachloro-1,3-butadiene	ND	ug/kg	5.8	1	09/16/20 16:49	09/17/20 01:33	87-68-3	
2-Hexanone	ND	ug/kg	57.5	1	09/16/20 16:49	09/17/20 01:33	591-78-6	
Isopropylbenzene (Cumene)	ND	ug/kg	5.8	1	09/16/20 16:49	09/17/20 01:33	98-82-8	
p-Isopropyltoluene	ND	ug/kg	5.8	1	09/16/20 16:49	09/17/20 01:33	99-87-6	
Methylene Chloride	**99.2**	ug/kg	23.0	1	09/16/20 16:49	09/17/20 01:33	75-09-2	
4-Methyl-2-pentanone (MIBK)	ND	ug/kg	57.5	1	09/16/20 16:49	09/17/20 01:33	108-10-1	
Methyl-tert-butyl ether	ND	ug/kg	5.8	1	09/16/20 16:49	09/17/20 01:33	1634-04-4	
Naphthalene	ND	ug/kg	5.8	1	09/16/20 16:49	09/17/20 01:33	91-20-3	
n-Propylbenzene	ND	ug/kg	5.8	1	09/16/20 16:49	09/17/20 01:33	103-65-1	
Styrene	ND	ug/kg	5.8	1	09/16/20 16:49	09/17/20 01:33	100-42-5	
1,1,1,2-Tetrachloroethane	ND	ug/kg	5.8	1	09/16/20 16:49	09/17/20 01:33	630-20-6	
1,1,2,2-Tetrachloroethane	ND	ug/kg	5.8	1	09/16/20 16:49	09/17/20 01:33	79-34-5	
Tetrachloroethene	ND	ug/kg	5.8	1	09/16/20 16:49	09/17/20 01:33	127-18-4	
Toluene	ND	ug/kg	5.8	1	09/16/20 16:49	09/17/20 01:33	108-88-3	
1,2,3-Trichlorobenzene	ND	ug/kg	5.8	1	09/16/20 16:49	09/17/20 01:33	87-61-6	
1,2,4-Trichlorobenzene	ND	ug/kg	5.8	1	09/16/20 16:49	09/17/20 01:33	120-82-1	
1,1,1-Trichloroethane	ND	ug/kg	5.8	1	09/16/20 16:49	09/17/20 01:33	71-55-6	
1,1,2-Trichloroethane	ND	ug/kg	5.8	1	09/16/20 16:49	09/17/20 01:33	79-00-5	
Trichloroethene	ND	ug/kg	5.8	1	09/16/20 16:49	09/17/20 01:33	79-01-6	
Trichlorofluoromethane	ND	ug/kg	5.8	1	09/16/20 16:49	09/17/20 01:33	75-69-4	
1,2,3-Trichloropropane	ND	ug/kg	5.8	1	09/16/20 16:49	09/17/20 01:33	96-18-4	
1,2,4-Trimethylbenzene	ND	ug/kg	5.8	1	09/16/20 16:49	09/17/20 01:33	95-63-6	
1,3,5-Trimethylbenzene	ND	ug/kg	5.8	1	09/16/20 16:49	09/17/20 01:33	108-67-8	
Vinyl acetate	ND	ug/kg	57.5	1	09/16/20 16:49	09/17/20 01:33	108-05-4	
Vinyl chloride	ND	ug/kg	11.5	1	09/16/20 16:49	09/17/20 01:33	75-01-4	
Xylene (Total)	ND	ug/kg	11.5	1	09/16/20 16:49	09/17/20 01:33	1330-20-7	
m&p-Xylene	ND	ug/kg	11.5	1	09/16/20 16:49	09/17/20 01:33	179601-23-1	
o-Xylene	ND	ug/kg	5.8	1	09/16/20 16:49	09/17/20 01:33	95-47-6	
Surrogates								
Toluene-d8 (S)	100	%	70-130	1	09/16/20 16:49	09/17/20 01:33	2037-26-5	
4-Bromofluorobenzene (S)	97	%	70-130	1	09/16/20 16:49	09/17/20 01:33	460-00-4	
1,2-Dichloroethane-d4 (S)	107	%	70-132	1	09/16/20 16:49	09/17/20 01:33	17060-07-0	
Percent Moisture	Analytical Method: ASTM D2974-87 Pace Analytical Services - Charlotte							
Percent Moisture	**13.2**	%	0.10	1		09/16/20 17:50		
Total Solids 2540 G-2011	Analytical Method: SM 2540G Preparation Method: SM 2540 G Pace National - Mt. Juliet							
Total Solids	**81.4**	%		1	09/17/20 12:35	09/17/20 12:42		

REPORT OF LABORATORY ANALYSIS

This report shall not be reproduced, except in full,
without the written consent of Pace Analytical Services, LLC.

Pace Analytical Services, LLC
9800 Kincey Ave. Suite 100
Huntersville, NC 28078
(704)875-9092

ANALYTICAL RESULTS

Project: Colonial Pipeline (9/15 Soil)
Pace Project No.: 92495719

Sample: BH-22 (17.5-20) **Lab ID: 92495719003** Collected: 09/15/20 18:15 Received: 09/16/20 12:30 Matrix: Solid

Results reported on a "dry weight" basis and are adjusted for percent moisture, sample size and any dilutions.

Parameters	Results	Units	Report Limit	DF	Prepared	Analyzed	CAS No.	Qual
MADEPV	Analytical Method: MADEP VPH Preparation Method: MADEPV Pace National - Mt. Juliet							
Aliphatic (C05-C08)	ND	mg/kg	7.55	1.16	09/15/20 18:15	09/17/20 17:18		
Aliphatic (C09-C12)	ND	mg/kg	7.55	1.16	09/15/20 18:15	09/17/20 17:18		
Aromatic (C09-C10),Unadjusted	ND	mg/kg	7.55	1.16	09/15/20 18:15	09/17/20 17:18	TPHC9C10A	
Total VPH	ND	mg/kg	7.55	1.16	09/15/20 18:15	09/17/20 17:18	VPH	
Surrogates								
2,5-Dibromotoluene (FID)	88.5	%	70.0-130	1.16	09/15/20 18:15	09/17/20 17:18	615-59-8FID	
2,5-Dibromotoluene (PID)	80.9	%	70.0-130	1.16	09/15/20 18:15	09/17/20 17:18	615-59-8PID	
8260D/5035A/5030B Volatiles	Analytical Method: EPA 8260D Preparation Method: EPA 5035A/5030B Pace Analytical Services - Charlotte							
Acetone	ND	ug/kg	149	1	09/16/20 16:49	09/17/20 01:50	67-64-1	
Benzene	ND	ug/kg	7.4	1	09/16/20 16:49	09/17/20 01:50	71-43-2	
Bromobenzene	ND	ug/kg	7.4	1	09/16/20 16:49	09/17/20 01:50	108-86-1	
Bromochloromethane	ND	ug/kg	7.4	1	09/16/20 16:49	09/17/20 01:50	74-97-5	
Bromodichloromethane	ND	ug/kg	7.4	1	09/16/20 16:49	09/17/20 01:50	75-27-4	
Bromoform	ND	ug/kg	7.4	1	09/16/20 16:49	09/17/20 01:50	75-25-2	
Bromomethane	ND	ug/kg	14.9	1	09/16/20 16:49	09/17/20 01:50	74-83-9	
2-Butanone (MEK)	ND	ug/kg	149	1	09/16/20 16:49	09/17/20 01:50	78-93-3	
n-Butylbenzene	ND	ug/kg	7.4	1	09/16/20 16:49	09/17/20 01:50	104-51-8	
sec-Butylbenzene	ND	ug/kg	7.4	1	09/16/20 16:49	09/17/20 01:50	135-98-8	
tert-Butylbenzene	ND	ug/kg	7.4	1	09/16/20 16:49	09/17/20 01:50	98-06-6	
Carbon tetrachloride	ND	ug/kg	7.4	1	09/16/20 16:49	09/17/20 01:50	56-23-5	
Chlorobenzene	ND	ug/kg	7.4	1	09/16/20 16:49	09/17/20 01:50	108-90-7	
Chloroethane	ND	ug/kg	14.9	1	09/16/20 16:49	09/17/20 01:50	75-00-3	
Chloroform	ND	ug/kg	7.4	1	09/16/20 16:49	09/17/20 01:50	67-66-3	
Chloromethane	ND	ug/kg	14.9	1	09/16/20 16:49	09/17/20 01:50	74-87-3	
2-Chlorotoluene	ND	ug/kg	7.4	1	09/16/20 16:49	09/17/20 01:50	95-49-8	
4-Chlorotoluene	ND	ug/kg	7.4	1	09/16/20 16:49	09/17/20 01:50	106-43-4	
1,2-Dibromo-3-chloropropane	ND	ug/kg	7.4	1	09/16/20 16:49	09/17/20 01:50	96-12-8	
Dibromochloromethane	ND	ug/kg	7.4	1	09/16/20 16:49	09/17/20 01:50	124-48-1	
1,2-Dibromoethane (EDB)	ND	ug/kg	7.4	1	09/16/20 16:49	09/17/20 01:50	106-93-4	
Dibromomethane	ND	ug/kg	7.4	1	09/16/20 16:49	09/17/20 01:50	74-95-3	
1,2-Dichlorobenzene	ND	ug/kg	7.4	1	09/16/20 16:49	09/17/20 01:50	95-50-1	
1,3-Dichlorobenzene	ND	ug/kg	7.4	1	09/16/20 16:49	09/17/20 01:50	541-73-1	
1,4-Dichlorobenzene	ND	ug/kg	7.4	1	09/16/20 16:49	09/17/20 01:50	106-46-7	
Dichlorodifluoromethane	ND	ug/kg	14.9	1	09/16/20 16:49	09/17/20 01:50	75-71-8	v1
1,1-Dichloroethane	ND	ug/kg	7.4	1	09/16/20 16:49	09/17/20 01:50	75-34-3	
1,2-Dichloroethane	ND	ug/kg	7.4	1	09/16/20 16:49	09/17/20 01:50	107-06-2	
1,1-Dichloroethene	ND	ug/kg	7.4	1	09/16/20 16:49	09/17/20 01:50	75-35-4	
cis-1,2-Dichloroethene	ND	ug/kg	7.4	1	09/16/20 16:49	09/17/20 01:50	156-59-2	
trans-1,2-Dichloroethene	ND	ug/kg	7.4	1	09/16/20 16:49	09/17/20 01:50	156-60-5	
1,2-Dichloropropane	ND	ug/kg	7.4	1	09/16/20 16:49	09/17/20 01:50	78-87-5	
1,3-Dichloropropane	ND	ug/kg	7.4	1	09/16/20 16:49	09/17/20 01:50	142-28-9	
2,2-Dichloropropane	ND	ug/kg	7.4	1	09/16/20 16:49	09/17/20 01:50	594-20-7	
1,1-Dichloropropene	ND	ug/kg	7.4	1	09/16/20 16:49	09/17/20 01:50	563-58-6	

REPORT OF LABORATORY ANALYSIS

This report shall not be reproduced, except in full,
without the written consent of Pace Analytical Services, LLC.

Pace Analytical Services, LLC
9800 Kincey Ave. Suite 100
Huntersville, NC 28078
(704)875-9092

ANALYTICAL RESULTS

Project: Colonial Pipeline (9/15 Soil)
Pace Project No.: 92495719

Sample: BH-22 (17.5-20) **Lab ID: 92495719003** Collected: 09/15/20 18:15 Received: 09/16/20 12:30 Matrix: Solid

Results reported on a "dry weight" basis and are adjusted for percent moisture, sample size and any dilutions.

Parameters	Results	Units	Report Limit	DF	Prepared	Analyzed	CAS No.	Qual
8260D/5035A/5030B Volatiles	Analytical Method: EPA 8260D Preparation Method: EPA 5035A/5030B Pace Analytical Services - Charlotte							
cis-1,3-Dichloropropene	ND	ug/kg	7.4	1	09/16/20 16:49	09/17/20 01:50	10061-01-5	
trans-1,3-Dichloropropene	ND	ug/kg	7.4	1	09/16/20 16:49	09/17/20 01:50	10061-02-6	
Diisopropyl ether	ND	ug/kg	7.4	1	09/16/20 16:49	09/17/20 01:50	108-20-3	
Ethylbenzene	ND	ug/kg	7.4	1	09/16/20 16:49	09/17/20 01:50	100-41-4	
Hexachloro-1,3-butadiene	ND	ug/kg	7.4	1	09/16/20 16:49	09/17/20 01:50	87-68-3	
2-Hexanone	ND	ug/kg	74.5	1	09/16/20 16:49	09/17/20 01:50	591-78-6	
Isopropylbenzene (Cumene)	ND	ug/kg	7.4	1	09/16/20 16:49	09/17/20 01:50	98-82-8	
p-Isopropyltoluene	ND	ug/kg	7.4	1	09/16/20 16:49	09/17/20 01:50	99-87-6	
Methylene Chloride	ND	ug/kg	29.8	1	09/16/20 16:49	09/17/20 01:50	75-09-2	
4-Methyl-2-pentanone (MIBK)	ND	ug/kg	74.5	1	09/16/20 16:49	09/17/20 01:50	108-10-1	
Methyl-tert-butyl ether	ND	ug/kg	7.4	1	09/16/20 16:49	09/17/20 01:50	1634-04-4	
Naphthalene	ND	ug/kg	7.4	1	09/16/20 16:49	09/17/20 01:50	91-20-3	
n-Propylbenzene	ND	ug/kg	7.4	1	09/16/20 16:49	09/17/20 01:50	103-65-1	
Styrene	ND	ug/kg	7.4	1	09/16/20 16:49	09/17/20 01:50	100-42-5	
1,1,1,2-Tetrachloroethane	ND	ug/kg	7.4	1	09/16/20 16:49	09/17/20 01:50	630-20-6	
1,1,2,2-Tetrachloroethane	ND	ug/kg	7.4	1	09/16/20 16:49	09/17/20 01:50	79-34-5	
Tetrachloroethene	ND	ug/kg	7.4	1	09/16/20 16:49	09/17/20 01:50	127-18-4	
Toluene	ND	ug/kg	7.4	1	09/16/20 16:49	09/17/20 01:50	108-88-3	
1,2,3-Trichlorobenzene	ND	ug/kg	7.4	1	09/16/20 16:49	09/17/20 01:50	87-61-6	
1,2,4-Trichlorobenzene	ND	ug/kg	7.4	1	09/16/20 16:49	09/17/20 01:50	120-82-1	
1,1,1-Trichloroethane	ND	ug/kg	7.4	1	09/16/20 16:49	09/17/20 01:50	71-55-6	
1,1,2-Trichloroethane	ND	ug/kg	7.4	1	09/16/20 16:49	09/17/20 01:50	79-00-5	
Trichloroethene	ND	ug/kg	7.4	1	09/16/20 16:49	09/17/20 01:50	79-01-6	
Trichlorofluoromethane	ND	ug/kg	7.4	1	09/16/20 16:49	09/17/20 01:50	75-69-4	
1,2,3-Trichloropropane	ND	ug/kg	7.4	1	09/16/20 16:49	09/17/20 01:50	96-18-4	
1,2,4-Trimethylbenzene	ND	ug/kg	7.4	1	09/16/20 16:49	09/17/20 01:50	95-63-6	
1,3,5-Trimethylbenzene	ND	ug/kg	7.4	1	09/16/20 16:49	09/17/20 01:50	108-67-8	
Vinyl acetate	ND	ug/kg	74.5	1	09/16/20 16:49	09/17/20 01:50	108-05-4	
Vinyl chloride	ND	ug/kg	14.9	1	09/16/20 16:49	09/17/20 01:50	75-01-4	
Xylene (Total)	ND	ug/kg	14.9	1	09/16/20 16:49	09/17/20 01:50	1330-20-7	
m&p-Xylene	ND	ug/kg	14.9	1	09/16/20 16:49	09/17/20 01:50	179601-23-1	
o-Xylene	ND	ug/kg	7.4	1	09/16/20 16:49	09/17/20 01:50	95-47-6	
Surrogates								
Toluene-d8 (S)	97	%	70-130	1	09/16/20 16:49	09/17/20 01:50	2037-26-5	
4-Bromofluorobenzene (S)	95	%	70-130	1	09/16/20 16:49	09/17/20 01:50	460-00-4	
1,2-Dichloroethane-d4 (S)	100	%	70-132	1	09/16/20 16:49	09/17/20 01:50	17060-07-0	
Percent Moisture	Analytical Method: ASTM D2974-87 Pace Analytical Services - Charlotte							
Percent Moisture	**18.0**	%	0.10	1		09/16/20 17:50		
Total Solids 2540 G-2011	Analytical Method: SM 2540G Preparation Method: SM 2540 G Pace National - Mt. Juliet							
Total Solids	**86.0**	%		1	09/17/20 12:35	09/17/20 12:42		

REPORT OF LABORATORY ANALYSIS

This report shall not be reproduced, except in full,
without the written consent of Pace Analytical Services, LLC.

Pace Analytical Services, LLC
9800 Kincey Ave. Suite 100
Huntersville, NC 28078
(704)875-9092

ANALYTICAL RESULTS

Project: Colonial Pipeline (9/15 Soil)
Pace Project No.: 92495719

Sample: BH-22 (25-27.5) **Lab ID: 92495719004** Collected: 09/15/20 18:25 Received: 09/16/20 12:30 Matrix: Solid

Results reported on a "dry weight" basis and are adjusted for percent moisture, sample size and any dilutions.

Parameters	Results	Units	Report Limit	DF	Prepared	Analyzed	CAS No.	Qual
MADEPV	Analytical Method: MADEP VPH Preparation Method: MADEPV Pace National - Mt. Juliet							
Aliphatic (C05-C08)	ND	mg/kg	8.73	1.28	09/15/20 18:25	09/17/20 17:51		
Aliphatic (C09-C12)	ND	mg/kg	8.73	1.28	09/15/20 18:25	09/17/20 17:51		
Aromatic (C09-C10),Unadjusted	ND	mg/kg	8.73	1.28	09/15/20 18:25	09/17/20 17:51	TPHC9C10A	
Total VPH	ND	mg/kg	8.73	1.28	09/15/20 18:25	09/17/20 17:51	VPH	
Surrogates								
2,5-Dibromotoluene (FID)	91.0	%	70.0-130	1.28	09/15/20 18:25	09/17/20 17:51	615-59-8FID	
2,5-Dibromotoluene (PID)	82.3	%	70.0-130	1.28	09/15/20 18:25	09/17/20 17:51	615-59-8PID	
8260D/5035A/5030B Volatiles	Analytical Method: EPA 8260D Preparation Method: EPA 5035A/5030B Pace Analytical Services - Charlotte							
Acetone	ND	ug/kg	136	1	09/16/20 16:49	09/17/20 02:08	67-64-1	
Benzene	ND	ug/kg	6.8	1	09/16/20 16:49	09/17/20 02:08	71-43-2	
Bromobenzene	ND	ug/kg	6.8	1	09/16/20 16:49	09/17/20 02:08	108-86-1	
Bromochloromethane	ND	ug/kg	6.8	1	09/16/20 16:49	09/17/20 02:08	74-97-5	
Bromodichloromethane	ND	ug/kg	6.8	1	09/16/20 16:49	09/17/20 02:08	75-27-4	
Bromoform	ND	ug/kg	6.8	1	09/16/20 16:49	09/17/20 02:08	75-25-2	
Bromomethane	ND	ug/kg	13.6	1	09/16/20 16:49	09/17/20 02:08	74-83-9	
2-Butanone (MEK)	ND	ug/kg	136	1	09/16/20 16:49	09/17/20 02:08	78-93-3	
n-Butylbenzene	ND	ug/kg	6.8	1	09/16/20 16:49	09/17/20 02:08	104-51-8	
sec-Butylbenzene	ND	ug/kg	6.8	1	09/16/20 16:49	09/17/20 02:08	135-98-8	
tert-Butylbenzene	ND	ug/kg	6.8	1	09/16/20 16:49	09/17/20 02:08	98-06-6	
Carbon tetrachloride	ND	ug/kg	6.8	1	09/16/20 16:49	09/17/20 02:08	56-23-5	
Chlorobenzene	ND	ug/kg	6.8	1	09/16/20 16:49	09/17/20 02:08	108-90-7	
Chloroethane	ND	ug/kg	13.6	1	09/16/20 16:49	09/17/20 02:08	75-00-3	
Chloroform	ND	ug/kg	6.8	1	09/16/20 16:49	09/17/20 02:08	67-66-3	
Chloromethane	ND	ug/kg	13.6	1	09/16/20 16:49	09/17/20 02:08	74-87-3	
2-Chlorotoluene	ND	ug/kg	6.8	1	09/16/20 16:49	09/17/20 02:08	95-49-8	
4-Chlorotoluene	ND	ug/kg	6.8	1	09/16/20 16:49	09/17/20 02:08	106-43-4	
1,2-Dibromo-3-chloropropane	ND	ug/kg	6.8	1	09/16/20 16:49	09/17/20 02:08	96-12-8	
Dibromochloromethane	ND	ug/kg	6.8	1	09/16/20 16:49	09/17/20 02:08	124-48-1	
1,2-Dibromoethane (EDB)	ND	ug/kg	6.8	1	09/16/20 16:49	09/17/20 02:08	106-93-4	
Dibromomethane	ND	ug/kg	6.8	1	09/16/20 16:49	09/17/20 02:08	74-95-3	
1,2-Dichlorobenzene	ND	ug/kg	6.8	1	09/16/20 16:49	09/17/20 02:08	95-50-1	
1,3-Dichlorobenzene	ND	ug/kg	6.8	1	09/16/20 16:49	09/17/20 02:08	541-73-1	
1,4-Dichlorobenzene	ND	ug/kg	6.8	1	09/16/20 16:49	09/17/20 02:08	106-46-7	
Dichlorodifluoromethane	ND	ug/kg	13.6	1	09/16/20 16:49	09/17/20 02:08	75-71-8	v1
1,1-Dichloroethane	ND	ug/kg	6.8	1	09/16/20 16:49	09/17/20 02:08	75-34-3	
1,2-Dichloroethane	ND	ug/kg	6.8	1	09/16/20 16:49	09/17/20 02:08	107-06-2	
1,1-Dichloroethene	ND	ug/kg	6.8	1	09/16/20 16:49	09/17/20 02:08	75-35-4	
cis-1,2-Dichloroethene	ND	ug/kg	6.8	1	09/16/20 16:49	09/17/20 02:08	156-59-2	
trans-1,2-Dichloroethene	ND	ug/kg	6.8	1	09/16/20 16:49	09/17/20 02:08	156-60-5	
1,2-Dichloropropane	ND	ug/kg	6.8	1	09/16/20 16:49	09/17/20 02:08	78-87-5	
1,3-Dichloropropane	ND	ug/kg	6.8	1	09/16/20 16:49	09/17/20 02:08	142-28-9	
2,2-Dichloropropane	ND	ug/kg	6.8	1	09/16/20 16:49	09/17/20 02:08	594-20-7	
1,1-Dichloropropene	ND	ug/kg	6.8	1	09/16/20 16:49	09/17/20 02:08	563-58-6	

REPORT OF LABORATORY ANALYSIS

This report shall not be reproduced, except in full,
without the written consent of Pace Analytical Services, LLC.

Pace Analytical Services, LLC
9800 Kincey Ave. Suite 100
Huntersville, NC 28078
(704)875-9092

ANALYTICAL RESULTS

Project: Colonial Pipeline (9/15 Soil)
Pace Project No.: 92495719

Sample: BH-22 (25-27.5) **Lab ID: 92495719004** Collected: 09/15/20 18:25 Received: 09/16/20 12:30 Matrix: Solid

Results reported on a "dry weight" basis and are adjusted for percent moisture, sample size and any dilutions.

Parameters	Results	Units	Report Limit	DF	Prepared	Analyzed	CAS No.	Qual
8260D/5035A/5030B Volatiles	Analytical Method: EPA 8260D Preparation Method: EPA 5035A/5030B Pace Analytical Services - Charlotte							
cis-1,3-Dichloropropene	ND	ug/kg	6.8	1	09/16/20 16:49	09/17/20 02:08	10061-01-5	
trans-1,3-Dichloropropene	ND	ug/kg	6.8	1	09/16/20 16:49	09/17/20 02:08	10061-02-6	
Diisopropyl ether	ND	ug/kg	6.8	1	09/16/20 16:49	09/17/20 02:08	108-20-3	
Ethylbenzene	ND	ug/kg	6.8	1	09/16/20 16:49	09/17/20 02:08	100-41-4	
Hexachloro-1,3-butadiene	ND	ug/kg	6.8	1	09/16/20 16:49	09/17/20 02:08	87-68-3	
2-Hexanone	ND	ug/kg	67.8	1	09/16/20 16:49	09/17/20 02:08	591-78-6	
Isopropylbenzene (Cumene)	ND	ug/kg	6.8	1	09/16/20 16:49	09/17/20 02:08	98-82-8	
p-Isopropyltoluene	ND	ug/kg	6.8	1	09/16/20 16:49	09/17/20 02:08	99-87-6	
Methylene Chloride	ND	ug/kg	27.1	1	09/16/20 16:49	09/17/20 02:08	75-09-2	
4-Methyl-2-pentanone (MIBK)	ND	ug/kg	67.8	1	09/16/20 16:49	09/17/20 02:08	108-10-1	
Methyl-tert-butyl ether	ND	ug/kg	6.8	1	09/16/20 16:49	09/17/20 02:08	1634-04-4	
Naphthalene	ND	ug/kg	6.8	1	09/16/20 16:49	09/17/20 02:08	91-20-3	
n-Propylbenzene	ND	ug/kg	6.8	1	09/16/20 16:49	09/17/20 02:08	103-65-1	
Styrene	ND	ug/kg	6.8	1	09/16/20 16:49	09/17/20 02:08	100-42-5	
1,1,1,2-Tetrachloroethane	ND	ug/kg	6.8	1	09/16/20 16:49	09/17/20 02:08	630-20-6	
1,1,2,2-Tetrachloroethane	ND	ug/kg	6.8	1	09/16/20 16:49	09/17/20 02:08	79-34-5	
Tetrachloroethene	ND	ug/kg	6.8	1	09/16/20 16:49	09/17/20 02:08	127-18-4	
Toluene	ND	ug/kg	6.8	1	09/16/20 16:49	09/17/20 02:08	108-88-3	
1,2,3-Trichlorobenzene	ND	ug/kg	6.8	1	09/16/20 16:49	09/17/20 02:08	87-61-6	
1,2,4-Trichlorobenzene	ND	ug/kg	6.8	1	09/16/20 16:49	09/17/20 02:08	120-82-1	
1,1,1-Trichloroethane	ND	ug/kg	6.8	1	09/16/20 16:49	09/17/20 02:08	71-55-6	
1,1,2-Trichloroethane	ND	ug/kg	6.8	1	09/16/20 16:49	09/17/20 02:08	79-00-5	
Trichloroethene	ND	ug/kg	6.8	1	09/16/20 16:49	09/17/20 02:08	79-01-6	
Trichlorofluoromethane	ND	ug/kg	6.8	1	09/16/20 16:49	09/17/20 02:08	75-69-4	
1,2,3-Trichloropropane	ND	ug/kg	6.8	1	09/16/20 16:49	09/17/20 02:08	96-18-4	
1,2,4-Trimethylbenzene	ND	ug/kg	6.8	1	09/16/20 16:49	09/17/20 02:08	95-63-6	
1,3,5-Trimethylbenzene	ND	ug/kg	6.8	1	09/16/20 16:49	09/17/20 02:08	108-67-8	
Vinyl acetate	ND	ug/kg	67.8	1	09/16/20 16:49	09/17/20 02:08	108-05-4	
Vinyl chloride	ND	ug/kg	13.6	1	09/16/20 16:49	09/17/20 02:08	75-01-4	
Xylene (Total)	ND	ug/kg	13.6	1	09/16/20 16:49	09/17/20 02:08	1330-20-7	
m&p-Xylene	ND	ug/kg	13.6	1	09/16/20 16:49	09/17/20 02:08	179601-23-1	
o-Xylene	ND	ug/kg	6.8	1	09/16/20 16:49	09/17/20 02:08	95-47-6	
Surrogates								
Toluene-d8 (S)	98	%	70-130	1	09/16/20 16:49	09/17/20 02:08	2037-26-5	
4-Bromofluorobenzene (S)	98	%	70-130	1	09/16/20 16:49	09/17/20 02:08	460-00-4	
1,2-Dichloroethane-d4 (S)	106	%	70-132	1	09/16/20 16:49	09/17/20 02:08	17060-07-0	
Percent Moisture	Analytical Method: ASTM D2974-87 Pace Analytical Services - Charlotte							
Percent Moisture	**17.7**	%	0.10	1		09/16/20 17:50		
Total Solids 2540 G-2011	Analytical Method: SM 2540G Preparation Method: SM 2540 G Pace National - Mt. Juliet							
Total Solids	**83.1**	%		1	09/17/20 12:35	09/17/20 12:42		

REPORT OF LABORATORY ANALYSIS

This report shall not be reproduced, except in full,
without the written consent of Pace Analytical Services, LLC.

Pace Analytical Services, LLC
9800 Kincey Ave. Suite 100
Huntersville, NC 28078
(704)875-9092

QUALITY CONTROL DATA

Project: Colonial Pipeline (9/15 Soil)
Pace Project No.: 92495719

QC Batch: 1544821 | Analysis Method: MADEP VPH
QC Batch Method: MADEPV | Analysis Description: MADEPV
Laboratory: Pace National - Mt. Juliet
Associated Lab Samples: 92495719001, 92495719002, 92495719003, 92495719004

METHOD BLANK: R3571689-3 Matrix: Solid
Associated Lab Samples: 92495719001, 92495719002, 92495719003, 92495719004

Parameter	Units	Blank Result	Reporting Limit	Analyzed	Qualifiers
Aliphatic (C05-C08)	mg/kg	ND	5.00	09/17/20 15:29	
Aliphatic (C09-C12)	mg/kg	ND	5.00	09/17/20 15:29	
Aromatic (C09-C10),Unadjusted	mg/kg	ND	5.00	09/17/20 15:29	
Total VPH	mg/kg	ND	5.00	09/17/20 15:29	
2,5-Dibromotoluene (FID)	%	84.5	70.0-130	09/17/20 15:29	
2,5-Dibromotoluene (PID)	%	79.3	70.0-130	09/17/20 15:29	

LABORATORY CONTROL SAMPLE & LCSD: R3571689-1 R3571689-2

Parameter	Units	Spike Conc.	LCS Result	LCSD Result	LCS % Rec	LCSD % Rec	% Rec Limits	RPD	Max RPD	Qualifiers
Aliphatic (C05-C08)	mg/kg	60.0	59.1	57.2	98.5	95.3	70.0-130	3.27	25	
Aliphatic (C09-C12)	mg/kg	70.0	72.7	70.6	104	101	70.0-130	2.93	25	
Aromatic (C09-C10),Unadjusted	mg/kg	10.0	9.24	9.39	92.4	93.9	70.0-130	1.61	25	
Total VPH	mg/kg	140	141	137	101	97.9	70.0-130	2.88	25	
2,5-Dibromotoluene (FID)	%				89.2	92.9	70.0-130			
2,5-Dibromotoluene (PID)	%				81.2	86.5	70.0-130			

Results presented on this page are in the units indicated by the "Units" column except where an alternate unit is presented to the right of the result.

REPORT OF LABORATORY ANALYSIS

This report shall not be reproduced, except in full,
without the written consent of Pace Analytical Services, LLC.

Pace Analytical Services, LLC
9800 Kincey Ave. Suite 100
Huntersville, NC 28078
(704)875-9092

QUALITY CONTROL DATA

Project: Colonial Pipeline (9/15 Soil)
Pace Project No.: 92495719

QC Batch: 566934
QC Batch Method: EPA 5035A/5030B
Analysis Method: EPA 8260D
Analysis Description: 8260D 5035A 5030B
Laboratory: Pace Analytical Services - Charlotte
Associated Lab Samples: 92495719001, 92495719002, 92495719003, 92495719004

METHOD BLANK: 3004304 Matrix: Solid
Associated Lab Samples: 92495719001, 92495719002, 92495719003, 92495719004

Parameter	Units	Blank Result	Reporting Limit	Analyzed	Qualifiers
1,1,1,2-Tetrachloroethane	ug/kg	ND	5.0	09/16/20 22:37	
1,1,1-Trichloroethane	ug/kg	ND	5.0	09/16/20 22:37	
1,1,2,2-Tetrachloroethane	ug/kg	ND	5.0	09/16/20 22:37	
1,1,2-Trichloroethane	ug/kg	ND	5.0	09/16/20 22:37	
1,1-Dichloroethane	ug/kg	ND	5.0	09/16/20 22:37	
1,1-Dichloroethene	ug/kg	ND	5.0	09/16/20 22:37	
1,1-Dichloropropene	ug/kg	ND	5.0	09/16/20 22:37	
1,2,3-Trichlorobenzene	ug/kg	ND	5.0	09/16/20 22:37	
1,2,3-Trichloropropane	ug/kg	ND	5.0	09/16/20 22:37	
1,2,4-Trichlorobenzene	ug/kg	ND	5.0	09/16/20 22:37	
1,2,4-Trimethylbenzene	ug/kg	ND	5.0	09/16/20 22:37	
1,2-Dibromo-3-chloropropane	ug/kg	ND	5.0	09/16/20 22:37	
1,2-Dibromoethane (EDB)	ug/kg	ND	5.0	09/16/20 22:37	
1,2-Dichlorobenzene	ug/kg	ND	5.0	09/16/20 22:37	
1,2-Dichloroethane	ug/kg	ND	5.0	09/16/20 22:37	
1,2-Dichloropropane	ug/kg	ND	5.0	09/16/20 22:37	
1,3,5-Trimethylbenzene	ug/kg	ND	5.0	09/16/20 22:37	
1,3-Dichlorobenzene	ug/kg	ND	5.0	09/16/20 22:37	
1,3-Dichloropropane	ug/kg	ND	5.0	09/16/20 22:37	
1,4-Dichlorobenzene	ug/kg	ND	5.0	09/16/20 22:37	
2,2-Dichloropropane	ug/kg	ND	5.0	09/16/20 22:37	
2-Butanone (MEK)	ug/kg	ND	100	09/16/20 22:37	
2-Chlorotoluene	ug/kg	ND	5.0	09/16/20 22:37	
2-Hexanone	ug/kg	ND	50.0	09/16/20 22:37	
4-Chlorotoluene	ug/kg	ND	5.0	09/16/20 22:37	
4-Methyl-2-pentanone (MIBK)	ug/kg	ND	50.0	09/16/20 22:37	
Acetone	ug/kg	ND	100	09/16/20 22:37	
Benzene	ug/kg	ND	5.0	09/16/20 22:37	
Bromobenzene	ug/kg	ND	5.0	09/16/20 22:37	
Bromochloromethane	ug/kg	ND	5.0	09/16/20 22:37	
Bromodichloromethane	ug/kg	ND	5.0	09/16/20 22:37	
Bromoform	ug/kg	ND	5.0	09/16/20 22:37	
Bromomethane	ug/kg	ND	10.0	09/16/20 22:37	
Carbon tetrachloride	ug/kg	ND	5.0	09/16/20 22:37	
Chlorobenzene	ug/kg	ND	5.0	09/16/20 22:37	
Chloroethane	ug/kg	ND	10.0	09/16/20 22:37	
Chloroform	ug/kg	ND	5.0	09/16/20 22:37	
Chloromethane	ug/kg	ND	10.0	09/16/20 22:37	
cis-1,2-Dichloroethene	ug/kg	ND	5.0	09/16/20 22:37	
cis-1,3-Dichloropropene	ug/kg	ND	5.0	09/16/20 22:37	

Results presented on this page are in the units indicated by the "Units" column except where an alternate unit is presented to the right of the result.

REPORT OF LABORATORY ANALYSIS

This report shall not be reproduced, except in full,
without the written consent of Pace Analytical Services, LLC.

Pace Analytical Services, LLC
9800 Kincey Ave. Suite 100
Huntersville, NC 28078
(704)875-9092

QUALITY CONTROL DATA

Project: Colonial Pipeline (9/15 Soil)
Pace Project No.: 92495719

METHOD BLANK: 3004304 Matrix: Solid
Associated Lab Samples: 92495719001, 92495719002, 92495719003, 92495719004

Parameter	Units	Blank Result	Reporting Limit	Analyzed	Qualifiers
Dibromochloromethane	ug/kg	ND	5.0	09/16/20 22:37	
Dibromomethane	ug/kg	ND	5.0	09/16/20 22:37	
Dichlorodifluoromethane	ug/kg	ND	10.0	09/16/20 22:37	v1
Diisopropyl ether	ug/kg	ND	5.0	09/16/20 22:37	
Ethylbenzene	ug/kg	ND	5.0	09/16/20 22:37	
Hexachloro-1,3-butadiene	ug/kg	ND	5.0	09/16/20 22:37	
Isopropylbenzene (Cumene)	ug/kg	ND	5.0	09/16/20 22:37	
m&p-Xylene	ug/kg	ND	10.0	09/16/20 22:37	
Methyl-tert-butyl ether	ug/kg	ND	5.0	09/16/20 22:37	
Methylene Chloride	ug/kg	ND	20.0	09/16/20 22:37	
n-Butylbenzene	ug/kg	ND	5.0	09/16/20 22:37	
n-Propylbenzene	ug/kg	ND	5.0	09/16/20 22:37	
Naphthalene	ug/kg	ND	5.0	09/16/20 22:37	
o-Xylene	ug/kg	ND	5.0	09/16/20 22:37	
p-Isopropyltoluene	ug/kg	ND	5.0	09/16/20 22:37	
sec-Butylbenzene	ug/kg	ND	5.0	09/16/20 22:37	
Styrene	ug/kg	ND	5.0	09/16/20 22:37	
tert-Butylbenzene	ug/kg	ND	5.0	09/16/20 22:37	
Tetrachloroethene	ug/kg	ND	5.0	09/16/20 22:37	
Toluene	ug/kg	ND	5.0	09/16/20 22:37	
trans-1,2-Dichloroethene	ug/kg	ND	5.0	09/16/20 22:37	
trans-1,3-Dichloropropene	ug/kg	ND	5.0	09/16/20 22:37	
Trichloroethene	ug/kg	ND	5.0	09/16/20 22:37	
Trichlorofluoromethane	ug/kg	ND	5.0	09/16/20 22:37	
Vinyl acetate	ug/kg	ND	50.0	09/16/20 22:37	
Vinyl chloride	ug/kg	ND	10.0	09/16/20 22:37	
Xylene (Total)	ug/kg	ND	10.0	09/16/20 22:37	
1,2-Dichloroethane-d4 (S)	%	102	70-132	09/16/20 22:37	
4-Bromofluorobenzene (S)	%	97	70-130	09/16/20 22:37	
Toluene-d8 (S)	%	99	70-130	09/16/20 22:37	

LABORATORY CONTROL SAMPLE: 3004305

Parameter	Units	Spike Conc.	LCS Result	LCS % Rec	% Rec Limits	Qualifiers
1,1,1,2-Tetrachloroethane	ug/kg	1250	1150	92	70-130	
1,1,1-Trichloroethane	ug/kg	1250	1050	84	70-130	
1,1,2,2-Tetrachloroethane	ug/kg	1250	1090	87	55-130	
1,1,2-Trichloroethane	ug/kg	1250	1110	89	70-130	
1,1-Dichloroethane	ug/kg	1250	1050	84	68-130	
1,1-Dichloroethene	ug/kg	1250	1090	87	70-130	
1,1-Dichloropropene	ug/kg	1250	1040	83	70-130	
1,2,3-Trichlorobenzene	ug/kg	1250	1160	92	70-130	
1,2,3-Trichloropropane	ug/kg	1250	1130	91	70-130	
1,2,4-Trichlorobenzene	ug/kg	1250	1170	94	70-130	

Results presented on this page are in the units indicated by the "Units" column except where an alternate unit is presented to the right of the result.

REPORT OF LABORATORY ANALYSIS

This report shall not be reproduced, except in full,
without the written consent of Pace Analytical Services, LLC.

Pace Analytical Services, LLC
9800 Kincey Ave. Suite 100
Huntersville, NC 28078
(704)875-9092

QUALITY CONTROL DATA

Project: Colonial Pipeline (9/15 Soil)
Pace Project No.: 92495719

LABORATORY CONTROL SAMPLE: 3004305

Parameter	Units	Spike Conc.	LCS Result	LCS % Rec	% Rec Limits	Qualifiers
1,2,4-Trimethylbenzene	ug/kg	1250	1110	89	69-130	
1,2-Dibromo-3-chloropropane	ug/kg	1250	1260	101	57-141	
1,2-Dibromoethane (EDB)	ug/kg	1250	1180	95	70-130	
1,2-Dichlorobenzene	ug/kg	1250	1190	95	70-130	
1,2-Dichloroethane	ug/kg	1250	1050	84	70-130	
1,2-Dichloropropane	ug/kg	1250	1130	91	70-130	
1,3,5-Trimethylbenzene	ug/kg	1250	1170	94	70-130	
1,3-Dichlorobenzene	ug/kg	1250	1150	92	70-130	
1,3-Dichloropropane	ug/kg	1250	1120	89	70-130	
1,4-Dichlorobenzene	ug/kg	1250	1070	86	70-130	
2,2-Dichloropropane	ug/kg	1250	1040	83	70-130	
2-Butanone (MEK)	ug/kg	2500	2090	83	60-130	
2-Chlorotoluene	ug/kg	1250	1180	94	70-130	
2-Hexanone	ug/kg	2500	2350	94	70-132	
4-Chlorotoluene	ug/kg	1250	1150	92	70-130	
4-Methyl-2-pentanone (MIBK)	ug/kg	2500	2270	91	69-130	
Acetone	ug/kg	2500	2080	83	49-148	
Benzene	ug/kg	1250	1080	86	70-130	
Bromobenzene	ug/kg	1250	1170	93	70-130	
Bromochloromethane	ug/kg	1250	1150	92	70-130	
Bromodichloromethane	ug/kg	1250	1050	84	70-130	
Bromoform	ug/kg	1250	1180	95	68-136	
Bromomethane	ug/kg	1250	1070	86	60-140	
Carbon tetrachloride	ug/kg	1250	1170	94	70-130	
Chlorobenzene	ug/kg	1250	1110	89	70-130	
Chloroethane	ug/kg	1250	1000	80	51-147	
Chloroform	ug/kg	1250	1020	82	70-130	
Chloromethane	ug/kg	1250	1060	85	48-130	
cis-1,2-Dichloroethene	ug/kg	1250	1020	81	70-130	
cis-1,3-Dichloropropene	ug/kg	1250	1160	93	70-130	
Dibromochloromethane	ug/kg	1250	1200	96	70-130	
Dibromomethane	ug/kg	1250	1150	92	70-130	
Dichlorodifluoromethane	ug/kg	1250	1550	124	49-130	v1
Diisopropyl ether	ug/kg	1250	1040	84	66-130	
Ethylbenzene	ug/kg	1250	1060	85	70-130	
Hexachloro-1,3-butadiene	ug/kg	1250	1210	97	70-130	
Isopropylbenzene (Cumene)	ug/kg	1250	1120	90	70-130	
m&p-Xylene	ug/kg	2500	2160	86	70-130	
Methyl-tert-butyl ether	ug/kg	1250	1020	82	70-130	
Methylene Chloride	ug/kg	1250	1020	81	50-137	
n-Butylbenzene	ug/kg	1250	1140	91	70-130	
n-Propylbenzene	ug/kg	1250	1150	92	70-130	
Naphthalene	ug/kg	1250	1180	94	70-131	
o-Xylene	ug/kg	1250	1090	87	70-130	
p-Isopropyltoluene	ug/kg	1250	1150	92	70-130	
sec-Butylbenzene	ug/kg	1250	1140	91	70-130	
Styrene	ug/kg	1250	1150	92	70-130	

Results presented on this page are in the units indicated by the "Units" column except where an alternate unit is presented to the right of the result.

REPORT OF LABORATORY ANALYSIS

This report shall not be reproduced, except in full,
without the written consent of Pace Analytical Services, LLC.

Pace Analytical Services, LLC
9800 Kincey Ave. Suite 100
Huntersville, NC 28078
(704)875-9092

QUALITY CONTROL DATA

Project: Colonial Pipeline (9/15 Soil)
Pace Project No.: 92495719

LABORATORY CONTROL SAMPLE: 3004305

Parameter	Units	Spike Conc.	LCS Result	LCS % Rec	% Rec Limits	Qualifiers
tert-Butylbenzene	ug/kg	1250	1150	92	69-130	
Tetrachloroethene	ug/kg	1250	1150	92	56-130	
Toluene	ug/kg	1250	1050	84	70-130	
trans-1,2-Dichloroethene	ug/kg	1250	1040	83	70-130	
trans-1,3-Dichloropropene	ug/kg	1250	1110	89	70-130	
Trichloroethene	ug/kg	1250	1120	89	70-141	
Trichlorofluoromethane	ug/kg	1250	1100	88	67-130	
Vinyl acetate	ug/kg	2500	2080	83	10-136	
Vinyl chloride	ug/kg	1250	1070	85	67-130	
Xylene (Total)	ug/kg	3750	3250	87	70-130	
1,2-Dichloroethane-d4 (S)	%			92	70-132	
4-Bromofluorobenzene (S)	%			96	70-130	
Toluene-d8 (S)	%			99	70-130	

MATRIX SPIKE SAMPLE: 3004307

Parameter	Units	92495719002 Result	Spike Conc.	MS Result	MS % Rec	% Rec Limits	Qualifiers
1,1,1,2-Tetrachloroethane	ug/kg	ND	576	546	95	52-133	
1,1,1-Trichloroethane	ug/kg	ND	576	488	85	49-137	
1,1,2,2-Tetrachloroethane	ug/kg	ND	576	514	89	39-150	
1,1,2-Trichloroethane	ug/kg	ND	576	554	96	48-140	
1,1-Dichloroethane	ug/kg	ND	576	487	85	46-135	
1,1-Dichloroethene	ug/kg	ND	576	425	74	38-149	
1,1-Dichloropropene	ug/kg	ND	576	520	90	41-140	
1,2,3-Trichlorobenzene	ug/kg	ND	576	476	83	10-158	
1,2,3-Trichloropropane	ug/kg	ND	576	506	88	33-157	
1,2,4-Trichlorobenzene	ug/kg	ND	576	570	99	10-155	
1,2,4-Trimethylbenzene	ug/kg	ND	576	569	99	24-154	
1,2-Dibromo-3-chloropropane	ug/kg	ND	576	463	80	33-158	
1,2-Dibromoethane (EDB)	ug/kg	ND	576	539	94	40-136	
1,2-Dichlorobenzene	ug/kg	ND	576	596	104	27-146	
1,2-Dichloroethane	ug/kg	ND	576	530	92	49-140	
1,2-Dichloropropane	ug/kg	ND	576	554	96	44-143	
1,3,5-Trimethylbenzene	ug/kg	ND	576	588	102	40-144	
1,3-Dichlorobenzene	ug/kg	ND	576	601	104	33-140	
1,3-Dichloropropane	ug/kg	ND	576	543	94	47-147	
1,4-Dichlorobenzene	ug/kg	ND	576	565	98	35-139	
2,2-Dichloropropane	ug/kg	ND	576	426	74	41-140	
2-Butanone (MEK)	ug/kg	ND	1150	685	60	10-181	
2-Chlorotoluene	ug/kg	ND	576	582	101	38-147	
2-Hexanone	ug/kg	ND	1150	725	63	18-169	
4-Chlorotoluene	ug/kg	ND	576	571	99	36-145	
4-Methyl-2-pentanone (MIBK)	ug/kg	ND	1150	558	48	16-175	
Acetone	ug/kg	ND	1150	561	49	10-200	
Benzene	ug/kg	ND	576	538	93	46-136	

Results presented on this page are in the units indicated by the "Units" column except where an alternate unit is presented to the right of the result.

REPORT OF LABORATORY ANALYSIS

This report shall not be reproduced, except in full,
without the written consent of Pace Analytical Services, LLC.

Pace Analytical Services, LLC
9800 Kincey Ave. Suite 100
Huntersville, NC 28078
(704)875-9092

QUALITY CONTROL DATA

Project: Colonial Pipeline (9/15 Soil)
Pace Project No.: 92495719

MATRIX SPIKE SAMPLE: 3004307

Parameter	Units	92495719002 Result	Spike Conc.	MS Result	MS % Rec	% Rec Limits	Qualifiers
Bromobenzene	ug/kg	ND	576	558	97	38-149	
Bromochloromethane	ug/kg	ND	576	554	96	44-142	
Bromodichloromethane	ug/kg	ND	576	471	82	41-140	
Bromoform	ug/kg	ND	576	478	83	34-145	
Bromomethane	ug/kg	ND	576	440	76	14-162	
Carbon tetrachloride	ug/kg	ND	576	534	93	44-141	
Chlorobenzene	ug/kg	ND	576	561	97	39-141	
Chloroethane	ug/kg	ND	576	113	20	10-182	
Chloroform	ug/kg	ND	576	467	81	45-140	
Chloromethane	ug/kg	ND	576	549	95	19-149	
cis-1,2-Dichloroethene	ug/kg	ND	576	472	82	38-150	
cis-1,3-Dichloropropene	ug/kg	ND	576	535	93	30-144	
Dibromochloromethane	ug/kg	ND	576	504	88	36-145	
Dibromomethane	ug/kg	ND	576	536	93	41-145	
Dichlorodifluoromethane	ug/kg	ND	576	799	139	16-146	v1
Diisopropyl ether	ug/kg	ND	576	488	85	41-143	
Ethylbenzene	ug/kg	ND	576	540	94	35-144	
Hexachloro-1,3-butadiene	ug/kg	ND	576	653	114	10-160	
Isopropylbenzene (Cumene)	ug/kg	ND	576	589	102	30-152	
m&p-Xylene	ug/kg	ND	1150	1110	96	33-145	
Methyl-tert-butyl ether	ug/kg	ND	576	477	83	49-140	
Methylene Chloride	ug/kg	99.2	576	595	86	10-174	
n-Butylbenzene	ug/kg	ND	576	596	104	10-160	
n-Propylbenzene	ug/kg	ND	576	584	102	24-159	
Naphthalene	ug/kg	ND	576	436	76	10-171	
o-Xylene	ug/kg	ND	576	551	96	31-150	
p-Isopropyltoluene	ug/kg	ND	576	593	103	21-154	
sec-Butylbenzene	ug/kg	ND	576	591	103	19-159	
Styrene	ug/kg	ND	576	561	97	15-152	
tert-Butylbenzene	ug/kg	ND	576	587	102	31-141	
Tetrachloroethene	ug/kg	ND	576	583	101	19-141	
Toluene	ug/kg	ND	576	529	91	31-146	
trans-1,2-Dichloroethene	ug/kg	ND	576	481	84	28-157	
trans-1,3-Dichloropropene	ug/kg	ND	576	511	89	25-146	
Trichloroethene	ug/kg	ND	576	567	98	34-149	
Trichlorofluoromethane	ug/kg	ND	576	106	18	10-167	
Vinyl acetate	ug/kg	ND	1150	876	76	10-200	
Vinyl chloride	ug/kg	ND	576	559	97	36-155	
Xylene (Total)	ug/kg	ND	1730	1660	96	29-148	
1,2-Dichloroethane-d4 (S)	%				114	70-132	
4-Bromofluorobenzene (S)	%				98	70-130	
Toluene-d8 (S)	%				100	70-130	

Results presented on this page are in the units indicated by the "Units" column except where an alternate unit is presented to the right of the result.

REPORT OF LABORATORY ANALYSIS

This report shall not be reproduced, except in full,
without the written consent of Pace Analytical Services, LLC.

Pace Analytical Services, LLC
9800 Kincey Ave. Suite 100
Huntersville, NC 28078
(704)875-9092

QUALITY CONTROL DATA

Project: Colonial Pipeline (9/15 Soil)
Pace Project No.: 92495719

SAMPLE DUPLICATE: 3004306

Parameter	Units	92495719001 Result	Dup Result	RPD	Qualifiers
1,1,1,2-Tetrachloroethane	ug/kg	ND	ND		
1,1,1-Trichloroethane	ug/kg	ND	ND		
1,1,2,2-Tetrachloroethane	ug/kg	ND	ND		
1,1,2-Trichloroethane	ug/kg	ND	ND		
1,1-Dichloroethane	ug/kg	ND	ND		
1,1-Dichloroethene	ug/kg	ND	ND		
1,1-Dichloropropene	ug/kg	ND	ND		
1,2,3-Trichlorobenzene	ug/kg	ND	ND		
1,2,3-Trichloropropane	ug/kg	ND	ND		
1,2,4-Trichlorobenzene	ug/kg	ND	ND		
1,2,4-Trimethylbenzene	ug/kg	ND	ND		
1,2-Dibromo-3-chloropropane	ug/kg	ND	ND		
1,2-Dibromoethane (EDB)	ug/kg	ND	ND		
1,2-Dichlorobenzene	ug/kg	ND	ND		
1,2-Dichloroethane	ug/kg	ND	ND		
1,2-Dichloropropane	ug/kg	ND	ND		
1,3,5-Trimethylbenzene	ug/kg	ND	ND		
1,3-Dichlorobenzene	ug/kg	ND	ND		
1,3-Dichloropropane	ug/kg	ND	ND		
1,4-Dichlorobenzene	ug/kg	ND	ND		
2,2-Dichloropropane	ug/kg	ND	ND		
2-Butanone (MEK)	ug/kg	ND	ND		
2-Chlorotoluene	ug/kg	ND	ND		
2-Hexanone	ug/kg	ND	ND		
4-Chlorotoluene	ug/kg	ND	ND		
4-Methyl-2-pentanone (MIBK)	ug/kg	ND	ND		
Acetone	ug/kg	ND	ND		
Benzene	ug/kg	ND	ND		
Bromobenzene	ug/kg	ND	ND		
Bromochloromethane	ug/kg	ND	ND		
Bromodichloromethane	ug/kg	ND	ND		
Bromoform	ug/kg	ND	ND		
Bromomethane	ug/kg	ND	ND		
Carbon tetrachloride	ug/kg	ND	ND		
Chlorobenzene	ug/kg	ND	ND		
Chloroethane	ug/kg	ND	ND		
Chloroform	ug/kg	ND	ND		
Chloromethane	ug/kg	ND	ND		
cis-1,2-Dichloroethene	ug/kg	ND	ND		
cis-1,3-Dichloropropene	ug/kg	ND	ND		
Dibromochloromethane	ug/kg	ND	ND		
Dibromomethane	ug/kg	ND	ND		
Dichlorodifluoromethane	ug/kg	ND	ND		v1
Diisopropyl ether	ug/kg	ND	ND		
Ethylbenzene	ug/kg	ND	ND		
Hexachloro-1,3-butadiene	ug/kg	ND	ND		
Isopropylbenzene (Cumene)	ug/kg	ND	ND		

Results presented on this page are in the units indicated by the "Units" column except where an alternate unit is presented to the right of the result.

REPORT OF LABORATORY ANALYSIS

This report shall not be reproduced, except in full,
without the written consent of Pace Analytical Services, LLC.

Pace Analytical Services, LLC
9800 Kincey Ave. Suite 100
Huntersville, NC 28078
(704)875-9092

QUALITY CONTROL DATA

Project: Colonial Pipeline (9/15 Soil)
Pace Project No.: 92495719

SAMPLE DUPLICATE: 3004306

Parameter	Units	92495719001 Result	Dup Result	RPD	Qualifiers
m&p-Xylene	ug/kg	ND	ND		
Methyl-tert-butyl ether	ug/kg	ND	ND		
Methylene Chloride	ug/kg	ND	ND		
n-Butylbenzene	ug/kg	ND	ND		
n-Propylbenzene	ug/kg	ND	ND		
Naphthalene	ug/kg	ND	ND		
o-Xylene	ug/kg	ND	ND		
p-Isopropyltoluene	ug/kg	ND	ND		
sec-Butylbenzene	ug/kg	ND	ND		
Styrene	ug/kg	ND	ND		
tert-Butylbenzene	ug/kg	ND	ND		
Tetrachloroethene	ug/kg	ND	ND		
Toluene	ug/kg	ND	ND		
trans-1,2-Dichloroethene	ug/kg	ND	ND		
trans-1,3-Dichloropropene	ug/kg	ND	ND		
Trichloroethene	ug/kg	ND	ND		
Trichlorofluoromethane	ug/kg	ND	ND		
Vinyl acetate	ug/kg	ND	ND		
Vinyl chloride	ug/kg	ND	ND		
Xylene (Total)	ug/kg	ND	ND		
1,2-Dichloroethane-d4 (S)	%	106	111		
4-Bromofluorobenzene (S)	%	98	98		
Toluene-d8 (S)	%	100	101		

Results presented on this page are in the units indicated by the "Units" column except where an alternate unit is presented to the right of the result.

REPORT OF LABORATORY ANALYSIS

This report shall not be reproduced, except in full,
without the written consent of Pace Analytical Services, LLC.

Pace Analytical Services, LLC
9800 Kincey Ave. Suite 100
Huntersville, NC 28078
(704)875-9092

QUALITY CONTROL DATA

Project: Colonial Pipeline (9/15 Soil)
Pace Project No.: 92495719

QC Batch: 566965
QC Batch Method: ASTM D2974-87
Analysis Method: ASTM D2974-87
Analysis Description: Dry Weight/Percent Moisture
Laboratory: Pace Analytical Services - Charlotte
Associated Lab Samples: 92495719001, 92495719002, 92495719003, 92495719004

SAMPLE DUPLICATE: 3004518

Parameter	Units	92495719001 Result	Dup Result	RPD	Qualifiers
Percent Moisture	%	16.6	15.9	4	

SAMPLE DUPLICATE: 3004519

Parameter	Units	92495886001 Result	Dup Result	RPD	Qualifiers
Percent Moisture	%	57.7	58.1	1	

Results presented on this page are in the units indicated by the "Units" column except where an alternate unit is presented to the right of the result.

REPORT OF LABORATORY ANALYSIS

This report shall not be reproduced, except in full,
without the written consent of Pace Analytical Services, LLC.

Pace Analytical Services, LLC
9800 Kincey Ave. Suite 100
Huntersville, NC 28078
(704)875-9092

QUALITY CONTROL DATA

Project: Colonial Pipeline (9/15 Soil)
Pace Project No.: 92495719

QC Batch: 1544760 | Analysis Method: SM 2540G
QC Batch Method: SM 2540 G | Analysis Description: Total Solids 2540 G-2011
Laboratory: Pace National - Mt. Juliet
Associated Lab Samples: 92495719001, 92495719002, 92495719003, 92495719004

METHOD BLANK: R3571669-1 Matrix: Solid
Associated Lab Samples: 92495719001, 92495719002, 92495719003, 92495719004

Parameter	Units	Blank Result	Reporting Limit	Analyzed	Qualifiers
Total Solids	%	0.00100		09/17/20 12:42	

LABORATORY CONTROL SAMPLE: R3571669-2

Parameter	Units	Spike Conc.	LCS Result	LCS % Rec	% Rec Limits	Qualifiers
Total Solids	%	50.0	50.0	100	85.0-115	

SAMPLE DUPLICATE: R3571669-3

Parameter	Units	92495719001 Result	Dup Result	RPD	Qualifiers
Total Solids	%	81.5	82.5	1.19	

Results presented on this page are in the units indicated by the "Units" column except where an alternate unit is presented to the right of the result.

REPORT OF LABORATORY ANALYSIS

This report shall not be reproduced, except in full,
without the written consent of Pace Analytical Services, LLC.

Pace Analytical Services, LLC
9800 Kincey Ave. Suite 100
Huntersville, NC 28078
(704)875-9092

QUALIFIERS

Project: Colonial Pipeline (9/15 Soil)
Pace Project No.: 92495719

DEFINITIONS

DF - Dilution Factor, if reported, represents the factor applied to the reported data due to dilution of the sample aliquot.

ND - Not Detected at or above adjusted reporting limit.

TNTC - Too Numerous To Count

J - Estimated concentration above the adjusted method detection limit and below the adjusted reporting limit.

MDL - Adjusted Method Detection Limit.

PQL - Practical Quantitation Limit.

RL - Reporting Limit - The lowest concentration value that meets project requirements for quantitative data with known precision and bias for a specific analyte in a specific matrix.

S - Surrogate

1,2-Diphenylhydrazine decomposes to and cannot be separated from Azobenzene using Method 8270. The result for each analyte is a combined concentration.

Consistent with EPA guidelines, unrounded data are displayed and have been used to calculate % recovery and RPD values.

LCS(D) - Laboratory Control Sample (Duplicate)

MS(D) - Matrix Spike (Duplicate)

DUP - Sample Duplicate

RPD - Relative Percent Difference

NC - Not Calculable.

SG - Silica Gel - Clean-Up

U - Indicates the compound was analyzed for, but not detected.

Acid preservation may not be appropriate for 2 Chloroethylvinyl ether.

A separate vial preserved to a pH of 4-5 is recommended in SW846 Chapter 4 for the analysis of Acrolein and Acrylonitrile by EPA Method 8260.

N-Nitrosodiphenylamine decomposes and cannot be separated from Diphenylamine using Method 8270. The result reported for each analyte is a combined concentration.

Pace Analytical is TNI accredited. Contact your Pace PM for the current list of accredited analytes.

TNI - The NELAC Institute.

ANALYTE QUALIFIERS

v1 The continuing calibration verification was above the method acceptance limit. Any detection for the analyte in the associated samples may have a high bias.

This report shall not be reproduced, except in full,
without the written consent of Pace Analytical Services, LLC.

Pace Analytical Services, LLC
9800 Kincey Ave. Suite 100
Huntersville, NC 28078
(704)875-9092

QUALITY CONTROL DATA CROSS REFERENCE TABLE

Project: Colonial Pipeline (9/15 Soil)
Pace Project No.: 92495719

Lab ID	Sample ID	QC Batch Method	QC Batch	Analytical Method	Analytical Batch
92495719001	**BH-21(12.5-15)**	MADEPV	1544821	MADEP VPH	1544821
92495719002	**BH-21(25-27.5)**	MADEPV	1544821	MADEP VPH	1544821
92495719003	**BH-22 (17.5-20)**	MADEPV	1544821	MADEP VPH	1544821
92495719004	**BH-22 (25-27.5)**	MADEPV	1544821	MADEP VPH	1544821
92495719001	**BH-21(12.5-15)**	EPA 5035A/5030B	566934	EPA 8260D	566964
92495719002	**BH-21(25-27.5)**	EPA 5035A/5030B	566934	EPA 8260D	566964
92495719003	**BH-22 (17.5-20)**	EPA 5035A/5030B	566934	EPA 8260D	566964
92495719004	**BH-22 (25-27.5)**	EPA 5035A/5030B	566934	EPA 8260D	566964
92495719001	**BH-21(12.5-15)**	ASTM D2974-87	566965		
92495719002	**BH-21(25-27.5)**	ASTM D2974-87	566965		
92495719003	**BH-22 (17.5-20)**	ASTM D2974-87	566965		
92495719004	**BH-22 (25-27.5)**	ASTM D2974-87	566965		
92495719001	**BH-21(12.5-15)**	SM 2540 G	1544760	SM 2540G	1544760
92495719002	**BH-21(25-27.5)**	SM 2540 G	1544760	SM 2540G	1544760
92495719003	**BH-22 (17.5-20)**	SM 2540 G	1544760	SM 2540G	1544760
92495719004	**BH-22 (25-27.5)**	SM 2540 G	1544760	SM 2540G	1544760

This report shall not be reproduced, except in full,
without the written consent of Pace Analytical Services, LLC.

CHAIN-OF-CUSTODY Analytical Request Document

Pace Analytical

Chain-of-Custody is a LEGAL DOCUMENT - Complete all relevent fields

LAB USE ONLY- Affix Workorder M

WO# : 92495719

92495719

ALL SHADED A

Company: AECOM	Billing Information:
Address: 6000 Fairview Road	
Report To: A. Wreschig	Email To:
Copy To: J. Morrison	Site Collection Info/Address:
Customer Project Name/Number: Colonial Pipeline	State: / County/City: Time Zone Collected: [ ] PT [ ] MT [ ] CT [ ] ET
Phone: Email:	Site/Facility ID #: Compliance Monitoring? [ ] Yes [ ] No
Collected By (print):	Purchase Order #: Quote #: DW PWS ID #: DW Location Code:
Collected By (signature):	Turnaround Date Required: 24 hr Immediately Packed on Ice: [X] Yes [ ] No
Sample Disposal: [ ] Dispose as appropriate [ ] Return [ ] Archive: _____ [ ] Hold: _____	Rush: [ ] Same Day [X] Next Day [ ] 2 Day [ ] 3 Day [ ] 4 Day [ ] 5 Day (Expedite Charges Apply) Field Filtered (if applicable): [ ] Yes [ ] No Analysis: _____

Container Preservative Type **: 6 G

** Preservative Types: (1) nitric acid, (2) sulfuric acid, (3) hydrochloric acid, (4) sodium hydroxide, (5) zinc acetate, (6) methanol, (7) sodium bisulfate, (8) sodium thiosulfate, (9) hexane, (A) ascorbic acid, (B) ammonium sulfate, (C) ammonium hydroxide, (D) TSP, (U) Unpreserved, (O) Other _____

Lab Project Manager:

Analyses: 8260 | VPH

Lab Profile/Line:

Lab Sample Receipt Checklist:

Custody Seals Present/Intact	Y	N	NA
Custody Signatures Present	Y	N	NA
Collector Signature Present	Y	N	NA
Bottles Intact	Y	N	NA
Correct Bottles	Y	N	NA
Sufficient Volume	Y	N	NA
Samples Received on Ice	Y	N	NA
VOA - Headspace Acceptable	Y	N	NA
USDA Regulated Soils	Y	N	NA
Samples in Holding Time	Y	N	NA
Residual Chlorine Present	Y	N	NA
Cl Strips: _____			
Sample pH Acceptable	Y	N	NA
pH Strips: _____			
Sulfide Present	Y	N	NA
Lead Acetate Strips: _____			

LAB USE ONLY:
Lab Sample # / Comments:

92495719

* Matrix Codes (Insert in Matrix box below): Drinking Water (DW), Ground Water (GW), Wastewater (WW), Product (P), Soil/Solid (SL), Oil (OL), Wipe (WP), Air (AR), Tissue (TS), Bioassay (B), Vapor (V), Other (OT)

Customer Sample ID	Matrix *	Comp / Grab	Collected (or Composite Start) Date	Collected (or Composite Start) Time	Composite End Date	Composite End Time	Res Cl	# of Ctns	8260	VPH	Lab Sample # / Comments
BH-21 (12.5-15)	SL	G	9/15	1815				6	X	X	001
BH-21 (25-27.5)	SL	G	"	1825				6	X	X	002
BH-22 (17.5-20)	SL	G	"	1815				6	X	X	003
BH-22 (25-27.5)	SL	G	9/15	1825				6	X	X	004
TB									X		N/A

Customer Remarks / Special Conditions / Possible Hazards:

Type of Ice Used: Wet Blue Dry None

Packing Material Used: THR

Radchem sample(s) screened (<500 cpm): Y N NA

SHORT HOLDS PRESENT (<72 hours): Y (N) N/A

Lab Tracking #: 2539283

Samples received via: FEDEX UPS (Client) Courier Pace Courier

Lab Sample Temperature Info:
Temp Blank Received: Y N NA
Therm ID#: 02TOGi
Cooler 1 Temp Upon Receipt: 3.0 oC
Cooler 1 Therm Corr. Factor: 0.9 oC
Cooler 1 Corrected Temp: 3.9 oC
Comments:

Relinquished by/Company: (Signature)	Date/Time:	Received by/Company: (Signature)	Date/Time:
Randy Morgan AECOM	9/16/20 1230	PACE HUB	9.16.20 1230
Relinquished by/Company: (Signature)	Date/Time:	Received by/Company: (Signature)	Date/Time:
		BB PACE MT	91620 1230
Relinquished by/Company: (Signature)	Date/Time:	Received by/Company: (Signature)	Date/Time:

MTJL LAB USE ONLY
Table #:
Acctnum:
Template:
Prelogin:
PM:
PB:

Trip Blank Received: Y (N) NA
HCL MeOH TSP Other

Non Conformance(s): YES / NO

Page: _____ of: _____

Pace Analytical Services, LLC
9800 Kincey Ave. Suite 100
Huntersville, NC 28078
(704)875-9092

September 23, 2020

Andrew Street
Apex Companies - NC
5900 Northwoods Business Pkwy
Suite 5900-0
Charlotte, NC 28269

RE: Project: 2020-LI-2448
Pace Project No.: 92496432

Dear Andrew Street:

Enclosed are the analytical results for sample(s) received by the laboratory on September 18, 2020. The results relate only to the samples included in this report. Results reported herein conform to the applicable TNI/NELAC Standards and the laboratory's Quality Manual, where applicable, unless otherwise noted in the body of the report.

The test results provided in this final report were generated by each of the following laboratories within the Pace Network:

- Pace National - Mt. Juliet
- Pace Analytical Services - Charlotte

If you have any questions concerning this report, please feel free to contact me.

Sincerely,

Angela M. Baioni

Angela Baioni
angela.baioni@pacelabs.com
(704)875-9092
Project Manager

Enclosures

cc: J Culbreath, Colonial Pipeline Company
Robert Hughes, Colonial Pipeline
Margaret King, APEX Companies, LLC
Emily Little, Apex Companies
Jeff Morrison, Colonial Pipeline Company
Tom Naumann, APEX Companies - NC
Joe Nicolette, Montrose-EPS
Christopher Schultz, Apex Companies
Alex Testoff, Montrose-EPS
Michael Verdon, Colonial Pipeline Company
JM Wyatt, Colonial Pipeline Company

REPORT OF LABORATORY ANALYSIS

This report shall not be reproduced, except in full,
without the written consent of Pace Analytical Services, LLC.

Pace Analytical Services, LLC
9800 Kincey Ave. Suite 100
Huntersville, NC 28078
(704)875-9092

CERTIFICATIONS

Project: 2020-LI-2448
Pace Project No.: 92496432

Pace Analytical Services National

12065 Lebanon Road, Mt. Juliet, TN 37122
Alabama Certification #: 40660
Alaska Certification 17-026
Arizona Certification #: AZ0612
Arkansas Certification #: 88-0469
California Certification #: 2932
Canada Certification #: 1461.01
Colorado Certification #: TN00003
Connecticut Certification #: PH-0197
DOD Certification: #1461.01
EPA# TN00003
Florida Certification #: E87487
Georgia DW Certification #: 923
Georgia Certification: NELAP
Idaho Certification #: TN00003
Illinois Certification #: 200008
Indiana Certification #: C-TN-01
Iowa Certification #: 364
Kansas Certification #: E-10277
Kentucky UST Certification #: 16
Kentucky Certification #: 90010
Louisiana Certification #: AI30792
Louisiana DW Certification #: LA180010
Maine Certification #: TN0002
Maryland Certification #: 324
Massachusetts Certification #: M-TN003
Michigan Certification #: 9958
Minnesota Certification #: 047-999-395
Mississippi Certification #: TN00003
Missouri Certification #: 340
Montana Certification #: CERT0086
Nebraska Certification #: NE-OS-15-05
Nevada Certification #: TN-03-2002-34
New Hampshire Certification #: 2975
New Jersey Certification #: TN002
New Mexico DW Certification
New York Certification #: 11742
North Carolina Aquatic Toxicity Certification #: 41
North Carolina Drinking Water Certification #: 21704
North Carolina Environmental Certificate #: 375
North Dakota Certification #: R-140
Ohio VAP Certification #: CL0069
Oklahoma Certification #: 9915
Oregon Certification #: TN200002
Pennsylvania Certification #: 68-02979
Rhode Island Certification #: LAO00356
South Carolina Certification #: 84004
South Dakota Certification
Tennessee DW/Chem/Micro Certification #: 2006
Texas Mold Certification #: LAB0152
Texas Certification #: T 104704245-17-14
USDA Soil Permit #: P330-15-00234
Utah Certification #: TN00003
Vermont Dept. of Health: ID# VT-2006
Virginia Certification #: VT2006
Virginia Certification #: 460132
Washington Certification #: C847
West Virginia Certification #: 233
Wisconsin Certification #: 9980939910
Wyoming UST Certification #: via A2LA 2926.01
A2LA-ISO 17025 Certification #: 1461.01
A2LA-ISO 17025 Certification #: 1461.02
AIHA-LAP/LLC EMLAP Certification #:100789

Pace Analytical Services Charlotte

9800 Kincey Ave. Ste 100, Huntersville, NC 28078
Louisiana/NELAP Certification # LA170028
North Carolina Drinking Water Certification #: 37706
North Carolina Field Services Certification #: 5342
North Carolina Wastewater Certification #: 12
South Carolina Certification #: 99006001
Florida/NELAP Certification #: E87627
Kentucky UST Certification #: 84
Virginia/VELAP Certification #: 460221

REPORT OF LABORATORY ANALYSIS

This report shall not be reproduced, except in full,
without the written consent of Pace Analytical Services, LLC.

Pace Analytical Services, LLC
9800 Kincey Ave. Suite 100
Huntersville, NC 28078
(704)875-9092

SAMPLE ANALYTE COUNT

Project: 2020-LI-2448
Pace Project No.: 92496432

Lab ID	Sample ID	Method	Analysts	Analytes Reported	Laboratory
92496432001	**MW-5(25-27.5)**	MADEP VPH	BMB	6	PAN
		EPA 8260D	SAS	70	PASI-C
		ASTM D2974-87	KDF	1	PASI-C
		SM 2540G	KBC	1	PAN

PAN = Pace National - Mt. Juliet
PASI-C = Pace Analytical Services - Charlotte

This report shall not be reproduced, except in full,
without the written consent of Pace Analytical Services, LLC.

Pace Analytical Services, LLC
9800 Kincey Ave. Suite 100
Huntersville, NC 28078
(704)875-9092

ANALYTICAL RESULTS

Project: 2020-LI-2448
Pace Project No.: 92496432

Sample: MW-5(25-27.5) **Lab ID: 92496432001** Collected: 09/18/20 10:00 Received: 09/18/20 18:00 Matrix: Solid

Results reported on a "dry weight" basis and are adjusted for percent moisture, sample size and any dilutions.

Parameters	Results	Units	Report Limit	DF	Prepared	Analyzed	CAS No.	Qual
MADEPV	Analytical Method: MADEP VPH Preparation Method: MADEPV Pace National - Mt. Juliet							
Aliphatic (C05-C08)	ND	mg/kg	7.30	1	09/18/20 10:00	09/22/20 15:52		
Aliphatic (C09-C12)	ND	mg/kg	7.30	1	09/18/20 10:00	09/22/20 15:52		
Aromatic (C09-C10),Unadjusted	ND	mg/kg	7.30	1	09/18/20 10:00	09/22/20 15:52	TPHC9C10A	
Total VPH	ND	mg/kg	7.30	1	09/18/20 10:00	09/22/20 15:52	VPH	
Surrogates								
2,5-Dibromotoluene (FID)	87.0	%	70.0-130	1	09/18/20 10:00	09/22/20 15:52	615-59-8FID	
2,5-Dibromotoluene (PID)	90.8	%	70.0-130	1	09/18/20 10:00	09/22/20 15:52	615-59-8PID	
8260D/5035A/5030B Volatiles	Analytical Method: EPA 8260D Preparation Method: EPA 5035A/5030B Pace Analytical Services - Charlotte							
Acetone	ND	ug/kg	117	1	09/21/20 08:43	09/21/20 17:22	67-64-1	
Benzene	ND	ug/kg	5.8	1	09/21/20 08:43	09/21/20 17:22	71-43-2	
Bromobenzene	ND	ug/kg	5.8	1	09/21/20 08:43	09/21/20 17:22	108-86-1	
Bromochloromethane	ND	ug/kg	5.8	1	09/21/20 08:43	09/21/20 17:22	74-97-5	
Bromodichloromethane	ND	ug/kg	5.8	1	09/21/20 08:43	09/21/20 17:22	75-27-4	
Bromoform	ND	ug/kg	5.8	1	09/21/20 08:43	09/21/20 17:22	75-25-2	
Bromomethane	ND	ug/kg	11.7	1	09/21/20 08:43	09/21/20 17:22	74-83-9	
2-Butanone (MEK)	ND	ug/kg	117	1	09/21/20 08:43	09/21/20 17:22	78-93-3	
n-Butylbenzene	ND	ug/kg	5.8	1	09/21/20 08:43	09/21/20 17:22	104-51-8	
sec-Butylbenzene	ND	ug/kg	5.8	1	09/21/20 08:43	09/21/20 17:22	135-98-8	
tert-Butylbenzene	ND	ug/kg	5.8	1	09/21/20 08:43	09/21/20 17:22	98-06-6	
Carbon tetrachloride	ND	ug/kg	5.8	1	09/21/20 08:43	09/21/20 17:22	56-23-5	
Chlorobenzene	ND	ug/kg	5.8	1	09/21/20 08:43	09/21/20 17:22	108-90-7	
Chloroethane	ND	ug/kg	11.7	1	09/21/20 08:43	09/21/20 17:22	75-00-3	
Chloroform	ND	ug/kg	5.8	1	09/21/20 08:43	09/21/20 17:22	67-66-3	
Chloromethane	ND	ug/kg	11.7	1	09/21/20 08:43	09/21/20 17:22	74-87-3	
2-Chlorotoluene	ND	ug/kg	5.8	1	09/21/20 08:43	09/21/20 17:22	95-49-8	
4-Chlorotoluene	ND	ug/kg	5.8	1	09/21/20 08:43	09/21/20 17:22	106-43-4	
1,2-Dibromo-3-chloropropane	ND	ug/kg	5.8	1	09/21/20 08:43	09/21/20 17:22	96-12-8	
Dibromochloromethane	ND	ug/kg	5.8	1	09/21/20 08:43	09/21/20 17:22	124-48-1	
1,2-Dibromoethane (EDB)	ND	ug/kg	5.8	1	09/21/20 08:43	09/21/20 17:22	106-93-4	
Dibromomethane	ND	ug/kg	5.8	1	09/21/20 08:43	09/21/20 17:22	74-95-3	
1,2-Dichlorobenzene	ND	ug/kg	5.8	1	09/21/20 08:43	09/21/20 17:22	95-50-1	
1,3-Dichlorobenzene	ND	ug/kg	5.8	1	09/21/20 08:43	09/21/20 17:22	541-73-1	
1,4-Dichlorobenzene	ND	ug/kg	5.8	1	09/21/20 08:43	09/21/20 17:22	106-46-7	
Dichlorodifluoromethane	ND	ug/kg	11.7	1	09/21/20 08:43	09/21/20 17:22	75-71-8	
1,1-Dichloroethane	ND	ug/kg	5.8	1	09/21/20 08:43	09/21/20 17:22	75-34-3	
1,2-Dichloroethane	ND	ug/kg	5.8	1	09/21/20 08:43	09/21/20 17:22	107-06-2	
1,1-Dichloroethene	ND	ug/kg	5.8	1	09/21/20 08:43	09/21/20 17:22	75-35-4	
cis-1,2-Dichloroethene	ND	ug/kg	5.8	1	09/21/20 08:43	09/21/20 17:22	156-59-2	
trans-1,2-Dichloroethene	ND	ug/kg	5.8	1	09/21/20 08:43	09/21/20 17:22	156-60-5	
1,2-Dichloropropane	ND	ug/kg	5.8	1	09/21/20 08:43	09/21/20 17:22	78-87-5	
1,3-Dichloropropane	ND	ug/kg	5.8	1	09/21/20 08:43	09/21/20 17:22	142-28-9	
2,2-Dichloropropane	ND	ug/kg	5.8	1	09/21/20 08:43	09/21/20 17:22	594-20-7	
1,1-Dichloropropene	ND	ug/kg	5.8	1	09/21/20 08:43	09/21/20 17:22	563-58-6	

REPORT OF LABORATORY ANALYSIS

This report shall not be reproduced, except in full,
without the written consent of Pace Analytical Services, LLC.

Pace Analytical Services, LLC
9800 Kincey Ave. Suite 100
Huntersville, NC 28078
(704)875-9092

ANALYTICAL RESULTS

Project: 2020-LI-2448
Pace Project No.: 92496432

Sample: MW-5(25-27.5) **Lab ID: 92496432001** Collected: 09/18/20 10:00 Received: 09/18/20 18:00 Matrix: Solid

Results reported on a "dry weight" basis and are adjusted for percent moisture, sample size and any dilutions.

Parameters	Results	Units	Report Limit	DF	Prepared	Analyzed	CAS No.	Qual
8260D/5035A/5030B Volatiles	Analytical Method: EPA 8260D Preparation Method: EPA 5035A/5030B Pace Analytical Services - Charlotte							
cis-1,3-Dichloropropene	ND	ug/kg	5.8	1	09/21/20 08:43	09/21/20 17:22	10061-01-5	
trans-1,3-Dichloropropene	ND	ug/kg	5.8	1	09/21/20 08:43	09/21/20 17:22	10061-02-6	
Diisopropyl ether	ND	ug/kg	5.8	1	09/21/20 08:43	09/21/20 17:22	108-20-3	
Ethylbenzene	ND	ug/kg	5.8	1	09/21/20 08:43	09/21/20 17:22	100-41-4	
Hexachloro-1,3-butadiene	ND	ug/kg	5.8	1	09/21/20 08:43	09/21/20 17:22	87-68-3	
2-Hexanone	ND	ug/kg	58.4	1	09/21/20 08:43	09/21/20 17:22	591-78-6	
Isopropylbenzene (Cumene)	ND	ug/kg	5.8	1	09/21/20 08:43	09/21/20 17:22	98-82-8	
p-Isopropyltoluene	ND	ug/kg	5.8	1	09/21/20 08:43	09/21/20 17:22	99-87-6	
Methylene Chloride	ND	ug/kg	23.4	1	09/21/20 08:43	09/21/20 17:22	75-09-2	
4-Methyl-2-pentanone (MIBK)	ND	ug/kg	58.4	1	09/21/20 08:43	09/21/20 17:22	108-10-1	
Methyl-tert-butyl ether	ND	ug/kg	5.8	1	09/21/20 08:43	09/21/20 17:22	1634-04-4	
Naphthalene	ND	ug/kg	5.8	1	09/21/20 08:43	09/21/20 17:22	91-20-3	
n-Propylbenzene	ND	ug/kg	5.8	1	09/21/20 08:43	09/21/20 17:22	103-65-1	
Styrene	ND	ug/kg	5.8	1	09/21/20 08:43	09/21/20 17:22	100-42-5	
1,1,1,2-Tetrachloroethane	ND	ug/kg	5.8	1	09/21/20 08:43	09/21/20 17:22	630-20-6	
1,1,2,2-Tetrachloroethane	ND	ug/kg	5.8	1	09/21/20 08:43	09/21/20 17:22	79-34-5	
Tetrachloroethene	ND	ug/kg	5.8	1	09/21/20 08:43	09/21/20 17:22	127-18-4	
Toluene	ND	ug/kg	5.8	1	09/21/20 08:43	09/21/20 17:22	108-88-3	
1,2,3-Trichlorobenzene	ND	ug/kg	5.8	1	09/21/20 08:43	09/21/20 17:22	87-61-6	
1,2,4-Trichlorobenzene	ND	ug/kg	5.8	1	09/21/20 08:43	09/21/20 17:22	120-82-1	
1,1,1-Trichloroethane	ND	ug/kg	5.8	1	09/21/20 08:43	09/21/20 17:22	71-55-6	
1,1,2-Trichloroethane	ND	ug/kg	5.8	1	09/21/20 08:43	09/21/20 17:22	79-00-5	
Trichloroethene	ND	ug/kg	5.8	1	09/21/20 08:43	09/21/20 17:22	79-01-6	
Trichlorofluoromethane	ND	ug/kg	5.8	1	09/21/20 08:43	09/21/20 17:22	75-69-4	
1,2,3-Trichloropropane	ND	ug/kg	5.8	1	09/21/20 08:43	09/21/20 17:22	96-18-4	
1,2,4-Trimethylbenzene	ND	ug/kg	5.8	1	09/21/20 08:43	09/21/20 17:22	95-63-6	
1,3,5-Trimethylbenzene	ND	ug/kg	5.8	1	09/21/20 08:43	09/21/20 17:22	108-67-8	
Vinyl acetate	ND	ug/kg	58.4	1	09/21/20 08:43	09/21/20 17:22	108-05-4	
Vinyl chloride	ND	ug/kg	11.7	1	09/21/20 08:43	09/21/20 17:22	75-01-4	
Xylene (Total)	ND	ug/kg	11.7	1	09/21/20 08:43	09/21/20 17:22	1330-20-7	
m&p-Xylene	ND	ug/kg	11.7	1	09/21/20 08:43	09/21/20 17:22	179601-23-1	
o-Xylene	ND	ug/kg	5.8	1	09/21/20 08:43	09/21/20 17:22	95-47-6	
Surrogates								
Toluene-d8 (S)	101	%	70-130	1	09/21/20 08:43	09/21/20 17:22	2037-26-5	
4-Bromofluorobenzene (S)	100	%	70-130	1	09/21/20 08:43	09/21/20 17:22	460-00-4	
1,2-Dichloroethane-d4 (S)	115	%	70-132	1	09/21/20 08:43	09/21/20 17:22	17060-07-0	
Percent Moisture	Analytical Method: ASTM D2974-87 Pace Analytical Services - Charlotte							
Percent Moisture	**18.5**	%	0.10	1		09/21/20 16:05		
Total Solids 2540 G-2011	Analytical Method: SM 2540G Preparation Method: SM 2540 G Pace National - Mt. Juliet							
Total Solids	**81.9**	%		1	09/22/20 12:06	09/22/20 12:11		

REPORT OF LABORATORY ANALYSIS

This report shall not be reproduced, except in full,
without the written consent of Pace Analytical Services, LLC.

Pace Analytical Services, LLC
9800 Kincey Ave. Suite 100
Huntersville, NC 28078
(704)875-9092

QUALITY CONTROL DATA

Project: 2020-LI-2448
Pace Project No.: 92496432

QC Batch: 1547275
QC Batch Method: MADEPV
Analysis Method: MADEP VPH
Analysis Description: MADEPV
Laboratory: Pace National - Mt. Juliet

Associated Lab Samples: 92496432001

METHOD BLANK: R3573236-3 Matrix: Solid
Associated Lab Samples: 92496432001

Parameter	Units	Blank Result	Reporting Limit	Analyzed	Qualifiers
Aliphatic (C05-C08)	mg/kg	ND	5.00	09/22/20 15:10	
Aliphatic (C09-C12)	mg/kg	ND	5.00	09/22/20 15:10	
Aromatic (C09-C10),Unadjusted	mg/kg	ND	5.00	09/22/20 15:10	
Total VPH	mg/kg	ND	5.00	09/22/20 15:10	
2,5-Dibromotoluene (FID)	%	88.3	70.0-130	09/22/20 15:10	
2,5-Dibromotoluene (PID)	%	92.2	70.0-130	09/22/20 15:10	

LABORATORY CONTROL SAMPLE & LCSD: R3573236-1 R3573236-2

Parameter	Units	Spike Conc.	LCS Result	LCSD Result	LCS % Rec	LCSD % Rec	% Rec Limits	RPD	Max RPD	Qualifiers
Aliphatic (C05-C08)	mg/kg	60.0	53.0	51.8	88.3	86.3	70.0-130	2.29	25	
Aliphatic (C09-C12)	mg/kg	70.0	59.3	57.5	84.7	82.1	70.0-130	3.08	25	
Aromatic (C09-C10),Unadjusted	mg/kg	10.0	7.25	7.25	72.5	72.5	70.0-130	0.00	25	
Total VPH	mg/kg	140	120	117	85.7	83.6	70.0-130	2.53	25	
2,5-Dibromotoluene (FID)	%				89.1	87.7	70.0-130			
2,5-Dibromotoluene (PID)	%				75.7	76.2	70.0-130			

Results presented on this page are in the units indicated by the "Units" column except where an alternate unit is presented to the right of the result.

REPORT OF LABORATORY ANALYSIS

This report shall not be reproduced, except in full,
without the written consent of Pace Analytical Services, LLC.

Pace Analytical Services, LLC
9800 Kincey Ave. Suite 100
Huntersville, NC 28078
(704)875-9092

QUALITY CONTROL DATA

Project: 2020-LI-2448
Pace Project No.: 92496432

QC Batch: 567713
QC Batch Method: EPA 5035A/5030B
Analysis Method: EPA 8260D
Analysis Description: 8260D 5035A 5030B
Laboratory: Pace Analytical Services - Charlotte

Associated Lab Samples: 92496432001

METHOD BLANK: 3008371 Matrix: Solid
Associated Lab Samples: 92496432001

Parameter	Units	Blank Result	Reporting Limit	Analyzed	Qualifiers
1,1,1,2-Tetrachloroethane	ug/kg	ND	5.0	09/21/20 10:40	
1,1,1-Trichloroethane	ug/kg	ND	5.0	09/21/20 10:40	
1,1,2,2-Tetrachloroethane	ug/kg	ND	5.0	09/21/20 10:40	
1,1,2-Trichloroethane	ug/kg	ND	5.0	09/21/20 10:40	
1,1-Dichloroethane	ug/kg	ND	5.0	09/21/20 10:40	
1,1-Dichloroethene	ug/kg	ND	5.0	09/21/20 10:40	
1,1-Dichloropropene	ug/kg	ND	5.0	09/21/20 10:40	
1,2,3-Trichlorobenzene	ug/kg	ND	5.0	09/21/20 10:40	
1,2,3-Trichloropropane	ug/kg	ND	5.0	09/21/20 10:40	
1,2,4-Trichlorobenzene	ug/kg	ND	5.0	09/21/20 10:40	
1,2,4-Trimethylbenzene	ug/kg	ND	5.0	09/21/20 10:40	
1,2-Dibromo-3-chloropropane	ug/kg	ND	5.0	09/21/20 10:40	
1,2-Dibromoethane (EDB)	ug/kg	ND	5.0	09/21/20 10:40	
1,2-Dichlorobenzene	ug/kg	ND	5.0	09/21/20 10:40	
1,2-Dichloroethane	ug/kg	ND	5.0	09/21/20 10:40	
1,2-Dichloropropane	ug/kg	ND	5.0	09/21/20 10:40	
1,3,5-Trimethylbenzene	ug/kg	ND	5.0	09/21/20 10:40	
1,3-Dichlorobenzene	ug/kg	ND	5.0	09/21/20 10:40	
1,3-Dichloropropane	ug/kg	ND	5.0	09/21/20 10:40	
1,4-Dichlorobenzene	ug/kg	ND	5.0	09/21/20 10:40	
2,2-Dichloropropane	ug/kg	ND	5.0	09/21/20 10:40	
2-Butanone (MEK)	ug/kg	ND	100	09/21/20 10:40	
2-Chlorotoluene	ug/kg	ND	5.0	09/21/20 10:40	
2-Hexanone	ug/kg	ND	50.0	09/21/20 10:40	
4-Chlorotoluene	ug/kg	ND	5.0	09/21/20 10:40	
4-Methyl-2-pentanone (MIBK)	ug/kg	ND	50.0	09/21/20 10:40	
Acetone	ug/kg	ND	100	09/21/20 10:40	
Benzene	ug/kg	ND	5.0	09/21/20 10:40	
Bromobenzene	ug/kg	ND	5.0	09/21/20 10:40	
Bromochloromethane	ug/kg	ND	5.0	09/21/20 10:40	
Bromodichloromethane	ug/kg	ND	5.0	09/21/20 10:40	
Bromoform	ug/kg	ND	5.0	09/21/20 10:40	
Bromomethane	ug/kg	ND	10.0	09/21/20 10:40	
Carbon tetrachloride	ug/kg	ND	5.0	09/21/20 10:40	
Chlorobenzene	ug/kg	ND	5.0	09/21/20 10:40	
Chloroethane	ug/kg	ND	10.0	09/21/20 10:40	
Chloroform	ug/kg	ND	5.0	09/21/20 10:40	
Chloromethane	ug/kg	ND	10.0	09/21/20 10:40	
cis-1,2-Dichloroethene	ug/kg	ND	5.0	09/21/20 10:40	
cis-1,3-Dichloropropene	ug/kg	ND	5.0	09/21/20 10:40	

Results presented on this page are in the units indicated by the "Units" column except where an alternate unit is presented to the right of the result.

REPORT OF LABORATORY ANALYSIS

This report shall not be reproduced, except in full,
without the written consent of Pace Analytical Services, LLC.

Pace Analytical Services, LLC
9800 Kincey Ave. Suite 100
Huntersville, NC 28078
(704)875-9092

QUALITY CONTROL DATA

Project: 2020-LI-2448
Pace Project No.: 92496432

METHOD BLANK: 3008371 Matrix: Solid
Associated Lab Samples: 92496432001

Parameter	Units	Blank Result	Reporting Limit	Analyzed	Qualifiers
Dibromochloromethane	ug/kg	ND	5.0	09/21/20 10:40	
Dibromomethane	ug/kg	ND	5.0	09/21/20 10:40	
Dichlorodifluoromethane	ug/kg	ND	10.0	09/21/20 10:40	
Diisopropyl ether	ug/kg	ND	5.0	09/21/20 10:40	
Ethylbenzene	ug/kg	ND	5.0	09/21/20 10:40	
Hexachloro-1,3-butadiene	ug/kg	ND	5.0	09/21/20 10:40	
Isopropylbenzene (Cumene)	ug/kg	ND	5.0	09/21/20 10:40	
m&p-Xylene	ug/kg	ND	10.0	09/21/20 10:40	
Methyl-tert-butyl ether	ug/kg	ND	5.0	09/21/20 10:40	
Methylene Chloride	ug/kg	ND	20.0	09/21/20 10:40	
n-Butylbenzene	ug/kg	ND	5.0	09/21/20 10:40	
n-Propylbenzene	ug/kg	ND	5.0	09/21/20 10:40	
Naphthalene	ug/kg	ND	5.0	09/21/20 10:40	
o-Xylene	ug/kg	ND	5.0	09/21/20 10:40	
p-Isopropyltoluene	ug/kg	ND	5.0	09/21/20 10:40	
sec-Butylbenzene	ug/kg	ND	5.0	09/21/20 10:40	
Styrene	ug/kg	ND	5.0	09/21/20 10:40	
tert-Butylbenzene	ug/kg	ND	5.0	09/21/20 10:40	
Tetrachloroethene	ug/kg	ND	5.0	09/21/20 10:40	
Toluene	ug/kg	ND	5.0	09/21/20 10:40	
trans-1,2-Dichloroethene	ug/kg	ND	5.0	09/21/20 10:40	
trans-1,3-Dichloropropene	ug/kg	ND	5.0	09/21/20 10:40	
Trichloroethene	ug/kg	ND	5.0	09/21/20 10:40	
Trichlorofluoromethane	ug/kg	ND	5.0	09/21/20 10:40	
Vinyl acetate	ug/kg	ND	50.0	09/21/20 10:40	
Vinyl chloride	ug/kg	ND	10.0	09/21/20 10:40	
Xylene (Total)	ug/kg	ND	10.0	09/21/20 10:40	
1,2-Dichloroethane-d4 (S)	%	109	70-132	09/21/20 10:40	
4-Bromofluorobenzene (S)	%	98	70-130	09/21/20 10:40	
Toluene-d8 (S)	%	99	70-130	09/21/20 10:40	

LABORATORY CONTROL SAMPLE: 3008372

Parameter	Units	Spike Conc.	LCS Result	LCS % Rec	% Rec Limits	Qualifiers
1,1,1,2-Tetrachloroethane	ug/kg	1250	1340	107	70-130	
1,1,1-Trichloroethane	ug/kg	1250	1200	96	70-130	
1,1,2,2-Tetrachloroethane	ug/kg	1250	1230	98	55-130	
1,1,2-Trichloroethane	ug/kg	1250	1230	98	70-130	
1,1-Dichloroethane	ug/kg	1250	1210	97	68-130	
1,1-Dichloroethene	ug/kg	1250	1240	99	70-130	
1,1-Dichloropropene	ug/kg	1250	1190	95	70-130	
1,2,3-Trichlorobenzene	ug/kg	1250	1320	106	70-130	
1,2,3-Trichloropropane	ug/kg	1250	1290	103	70-130	
1,2,4-Trichlorobenzene	ug/kg	1250	1330	106	70-130	

Results presented on this page are in the units indicated by the "Units" column except where an alternate unit is presented to the right of the result.

REPORT OF LABORATORY ANALYSIS

This report shall not be reproduced, except in full,
without the written consent of Pace Analytical Services, LLC.

Pace Analytical Services, LLC
9800 Kincey Ave. Suite 100
Huntersville, NC 28078
(704)875-9092

QUALITY CONTROL DATA

Project: 2020-LI-2448
Pace Project No.: 92496432

LABORATORY CONTROL SAMPLE: 3008372

Parameter	Units	Spike Conc.	LCS Result	LCS % Rec	% Rec Limits	Qualifiers
1,2,4-Trimethylbenzene	ug/kg	1250	1230	98	69-130	
1,2-Dibromo-3-chloropropane	ug/kg	1250	1470	118	57-141	
1,2-Dibromoethane (EDB)	ug/kg	1250	1320	106	70-130	
1,2-Dichlorobenzene	ug/kg	1250	1330	106	70-130	
1,2-Dichloroethane	ug/kg	1250	1210	97	70-130	
1,2-Dichloropropane	ug/kg	1250	1260	101	70-130	
1,3,5-Trimethylbenzene	ug/kg	1250	1320	106	70-130	
1,3-Dichlorobenzene	ug/kg	1250	1310	105	70-130	
1,3-Dichloropropane	ug/kg	1250	1270	102	70-130	
1,4-Dichlorobenzene	ug/kg	1250	1200	96	70-130	
2,2-Dichloropropane	ug/kg	1250	1230	99	70-130	
2-Butanone (MEK)	ug/kg	2500	2330	93	60-130	
2-Chlorotoluene	ug/kg	1250	1320	105	70-130	
2-Hexanone	ug/kg	2500	2620	105	70-132	
4-Chlorotoluene	ug/kg	1250	1280	102	70-130	
4-Methyl-2-pentanone (MIBK)	ug/kg	2500	2480	99	69-130	
Acetone	ug/kg	2500	2350	94	49-148	
Benzene	ug/kg	1250	1200	96	70-130	
Bromobenzene	ug/kg	1250	1320	106	70-130	
Bromochloromethane	ug/kg	1250	1300	104	70-130	
Bromodichloromethane	ug/kg	1250	1210	97	70-130	
Bromoform	ug/kg	1250	1420	114	68-136	
Bromomethane	ug/kg	1250	1160	93	60-140	
Carbon tetrachloride	ug/kg	1250	1320	106	70-130	
Chlorobenzene	ug/kg	1250	1250	100	70-130	
Chloroethane	ug/kg	1250	1120	90	51-147	
Chloroform	ug/kg	1250	1170	94	70-130	
Chloromethane	ug/kg	1250	1150	92	48-130	
cis-1,2-Dichloroethene	ug/kg	1250	1150	92	70-130	
cis-1,3-Dichloropropene	ug/kg	1250	1300	104	70-130	
Dibromochloromethane	ug/kg	1250	1430	115	70-130	
Dibromomethane	ug/kg	1250	1300	104	70-130	
Dichlorodifluoromethane	ug/kg	1250	1630	130	49-130	
Diisopropyl ether	ug/kg	1250	1180	95	66-130	
Ethylbenzene	ug/kg	1250	1200	96	70-130	
Hexachloro-1,3-butadiene	ug/kg	1250	1430	114	70-130	
Isopropylbenzene (Cumene)	ug/kg	1250	1260	101	70-130	
m&p-Xylene	ug/kg	2500	2460	98	70-130	
Methyl-tert-butyl ether	ug/kg	1250	1160	93	70-130	
Methylene Chloride	ug/kg	1250	1150	92	50-137	
n-Butylbenzene	ug/kg	1250	1300	104	70-130	
n-Propylbenzene	ug/kg	1250	1300	104	70-130	
Naphthalene	ug/kg	1250	1330	106	70-131	
o-Xylene	ug/kg	1250	1230	98	70-130	
p-Isopropyltoluene	ug/kg	1250	1300	104	70-130	
sec-Butylbenzene	ug/kg	1250	1290	103	70-130	
Styrene	ug/kg	1250	1290	103	70-130	

Results presented on this page are in the units indicated by the "Units" column except where an alternate unit is presented to the right of the result.

REPORT OF LABORATORY ANALYSIS

This report shall not be reproduced, except in full,
without the written consent of Pace Analytical Services, LLC.

Pace Analytical Services, LLC
9800 Kincey Ave. Suite 100
Huntersville, NC 28078
(704)875-9092

QUALITY CONTROL DATA

Project: 2020-LI-2448
Pace Project No.: 92496432

LABORATORY CONTROL SAMPLE: 3008372

Parameter	Units	Spike Conc.	LCS Result	LCS % Rec	% Rec Limits	Qualifiers
tert-Butylbenzene	ug/kg	1250	1300	104	69-130	
Tetrachloroethene	ug/kg	1250	1320	105	56-130	
Toluene	ug/kg	1250	1160	93	70-130	
trans-1,2-Dichloroethene	ug/kg	1250	1180	95	70-130	
trans-1,3-Dichloropropene	ug/kg	1250	1280	103	70-130	
Trichloroethene	ug/kg	1250	1260	100	70-141	
Trichlorofluoromethane	ug/kg	1250	1240	99	67-130	
Vinyl acetate	ug/kg	2500	2380	95	10-136	
Vinyl chloride	ug/kg	1250	1150	92	67-130	
Xylene (Total)	ug/kg	3750	3690	98	70-130	
1,2-Dichloroethane-d4 (S)	%			93	70-132	
4-Bromofluorobenzene (S)	%			95	70-130	
Toluene-d8 (S)	%			98	70-130	

MATRIX SPIKE SAMPLE: 3008374

Parameter	Units	92495974002 Result	Spike Conc.	MS Result	MS % Rec	% Rec Limits	Qualifiers
1,1,1,2-Tetrachloroethane	ug/kg	ND	634	610	96	52-133	
1,1,1-Trichloroethane	ug/kg	ND	634	596	94	49-137	
1,1,2,2-Tetrachloroethane	ug/kg	ND	634	557	88	39-150	
1,1,2-Trichloroethane	ug/kg	ND	634	614	97	48-140	
1,1-Dichloroethane	ug/kg	ND	634	594	94	46-135	
1,1-Dichloroethene	ug/kg	ND	634	395	62	38-149	
1,1-Dichloropropene	ug/kg	ND	634	613	97	41-140	
1,2,3-Trichlorobenzene	ug/kg	ND	634	467	74	10-158	
1,2,3-Trichloropropane	ug/kg	ND	634	572	90	33-157	
1,2,4-Trichlorobenzene	ug/kg	ND	634	595	94	10-155	
1,2,4-Trimethylbenzene	ug/kg	ND	634	617	97	24-154	
1,2-Dibromo-3-chloropropane	ug/kg	ND	634	464	73	33-158	
1,2-Dibromoethane (EDB)	ug/kg	ND	634	598	94	40-136	
1,2-Dichlorobenzene	ug/kg	ND	634	633	100	27-146	
1,2-Dichloroethane	ug/kg	ND	634	649	102	49-140	
1,2-Dichloropropane	ug/kg	ND	634	636	100	44-143	
1,3,5-Trimethylbenzene	ug/kg	ND	634	623	98	40-144	
1,3-Dichlorobenzene	ug/kg	ND	634	633	100	33-140	
1,3-Dichloropropane	ug/kg	ND	634	613	97	47-147	
1,4-Dichlorobenzene	ug/kg	ND	634	546	86	35-139	
2,2-Dichloropropane	ug/kg	ND	634	520	82	41-140	
2-Butanone (MEK)	ug/kg	ND	1270	480	38	10-181	
2-Chlorotoluene	ug/kg	ND	634	627	99	38-147	
2-Hexanone	ug/kg	ND	1270	404	32	18-169	
4-Chlorotoluene	ug/kg	ND	634	615	97	36-145	
4-Methyl-2-pentanone (MIBK)	ug/kg	ND	1270	582	46	16-175	
Acetone	ug/kg	ND	1270	619	49	10-200	
Benzene	ug/kg	ND	634	614	97	46-136	

Results presented on this page are in the units indicated by the "Units" column except where an alternate unit is presented to the right of the result.

REPORT OF LABORATORY ANALYSIS

This report shall not be reproduced, except in full,
without the written consent of Pace Analytical Services, LLC.

Pace Analytical Services, LLC
9800 Kincey Ave. Suite 100
Huntersville, NC 28078
(704)875-9092

QUALITY CONTROL DATA

Project: 2020-LI-2448
Pace Project No.: 92496432

MATRIX SPIKE SAMPLE: 3008374

Parameter	Units	92495974002 Result	Spike Conc.	MS Result	MS % Rec	% Rec Limits	Qualifiers
Bromobenzene	ug/kg	ND	634	617	97	38-149	
Bromochloromethane	ug/kg	ND	634	672	106	44-142	
Bromodichloromethane	ug/kg	ND	634	548	86	41-140	
Bromoform	ug/kg	ND	634	533	84	34-145	
Bromomethane	ug/kg	ND	634	606	95	14-162	
Carbon tetrachloride	ug/kg	ND	634	597	94	44-141	
Chlorobenzene	ug/kg	ND	634	611	96	39-141	
Chloroethane	ug/kg	ND	634	138	22	10-182	
Chloroform	ug/kg	ND	634	593	94	45-140	
Chloromethane	ug/kg	ND	634	642	101	19-149	
cis-1,2-Dichloroethene	ug/kg	ND	634	571	90	38-150	
cis-1,3-Dichloropropene	ug/kg	ND	634	611	96	30-144	
Dibromochloromethane	ug/kg	ND	634	581	92	36-145	
Dibromomethane	ug/kg	ND	634	619	97	41-145	
Dichlorodifluoromethane	ug/kg	ND	634	898	142	16-146	
Diisopropyl ether	ug/kg	ND	634	594	94	41-143	
Ethylbenzene	ug/kg	ND	634	586	92	35-144	
Hexachloro-1,3-butadiene	ug/kg	ND	634	700	110	10-160	
Isopropylbenzene (Cumene)	ug/kg	ND	634	627	99	30-152	
m&p-Xylene	ug/kg	ND	1270	1190	94	33-145	
Methyl-tert-butyl ether	ug/kg	ND	634	587	93	49-140	
Methylene Chloride	ug/kg	98.4	634	713	97	10-174	
n-Butylbenzene	ug/kg	ND	634	628	99	10-160	
n-Propylbenzene	ug/kg	ND	634	618	97	24-159	
Naphthalene	ug/kg	ND	634	394	62	10-171	
o-Xylene	ug/kg	ND	634	606	96	31-150	
p-Isopropyltoluene	ug/kg	ND	634	640	101	21-154	
sec-Butylbenzene	ug/kg	ND	634	643	101	19-159	
Styrene	ug/kg	ND	634	627	99	15-152	
tert-Butylbenzene	ug/kg	ND	634	630	99	31-141	
Tetrachloroethene	ug/kg	ND	634	617	97	19-141	
Toluene	ug/kg	ND	634	588	93	31-146	
trans-1,2-Dichloroethene	ug/kg	ND	634	617	97	28-157	
trans-1,3-Dichloropropene	ug/kg	ND	634	589	93	25-146	
Trichloroethene	ug/kg	ND	634	636	100	34-149	
Trichlorofluoromethane	ug/kg	ND	634	137	22	10-167	
Vinyl acetate	ug/kg	ND	1270	1070	84	10-200	
Vinyl chloride	ug/kg	ND	634	676	107	36-155	
Xylene (Total)	ug/kg	ND	1910	1800	95	29-148	
1,2-Dichloroethane-d4 (S)	%				123	70-132	
4-Bromofluorobenzene (S)	%				98	70-130	
Toluene-d8 (S)	%				100	70-130	

Results presented on this page are in the units indicated by the "Units" column except where an alternate unit is presented to the right of the result.

REPORT OF LABORATORY ANALYSIS

This report shall not be reproduced, except in full,
without the written consent of Pace Analytical Services, LLC.

Pace Analytical Services, LLC
9800 Kincey Ave. Suite 100
Huntersville, NC 28078
(704)875-9092

QUALITY CONTROL DATA

Project: 2020-LI-2448
Pace Project No.: 92496432

SAMPLE DUPLICATE: 3008373

Parameter	Units	92495974001 Result	Dup Result	RPD	Qualifiers
1,1,1,2-Tetrachloroethane	ug/kg	ND	ND		
1,1,1-Trichloroethane	ug/kg	ND	ND		
1,1,2,2-Tetrachloroethane	ug/kg	ND	ND		
1,1,2-Trichloroethane	ug/kg	ND	ND		
1,1-Dichloroethane	ug/kg	ND	ND		
1,1-Dichloroethene	ug/kg	ND	ND		
1,1-Dichloropropene	ug/kg	ND	ND		
1,2,3-Trichlorobenzene	ug/kg	ND	ND		
1,2,3-Trichloropropane	ug/kg	ND	ND		
1,2,4-Trichlorobenzene	ug/kg	ND	ND		
1,2,4-Trimethylbenzene	ug/kg	ND	ND		
1,2-Dibromo-3-chloropropane	ug/kg	ND	ND		
1,2-Dibromoethane (EDB)	ug/kg	ND	ND		
1,2-Dichlorobenzene	ug/kg	ND	ND		
1,2-Dichloroethane	ug/kg	ND	ND		
1,2-Dichloropropane	ug/kg	ND	ND		
1,3,5-Trimethylbenzene	ug/kg	ND	ND		
1,3-Dichlorobenzene	ug/kg	ND	ND		
1,3-Dichloropropane	ug/kg	ND	ND		
1,4-Dichlorobenzene	ug/kg	ND	ND		
2,2-Dichloropropane	ug/kg	ND	ND		
2-Butanone (MEK)	ug/kg	ND	ND		
2-Chlorotoluene	ug/kg	ND	ND		
2-Hexanone	ug/kg	ND	ND		
4-Chlorotoluene	ug/kg	ND	ND		
4-Methyl-2-pentanone (MIBK)	ug/kg	ND	ND		
Acetone	ug/kg	ND	ND		
Benzene	ug/kg	ND	ND		
Bromobenzene	ug/kg	ND	ND		
Bromochloromethane	ug/kg	ND	ND		
Bromodichloromethane	ug/kg	ND	ND		
Bromoform	ug/kg	ND	ND		
Bromomethane	ug/kg	ND	ND		
Carbon tetrachloride	ug/kg	ND	ND		
Chlorobenzene	ug/kg	ND	ND		
Chloroethane	ug/kg	ND	ND		
Chloroform	ug/kg	ND	ND		
Chloromethane	ug/kg	ND	ND		
cis-1,2-Dichloroethene	ug/kg	ND	ND		
cis-1,3-Dichloropropene	ug/kg	ND	ND		
Dibromochloromethane	ug/kg	ND	ND		
Dibromomethane	ug/kg	ND	ND		
Dichlorodifluoromethane	ug/kg	ND	ND		
Diisopropyl ether	ug/kg	ND	ND		
Ethylbenzene	ug/kg	ND	ND		
Hexachloro-1,3-butadiene	ug/kg	ND	ND		
Isopropylbenzene (Cumene)	ug/kg	ND	ND		

Results presented on this page are in the units indicated by the "Units" column except where an alternate unit is presented to the right of the result.

REPORT OF LABORATORY ANALYSIS

This report shall not be reproduced, except in full,
without the written consent of Pace Analytical Services, LLC.

Pace Analytical Services, LLC
9800 Kincey Ave. Suite 100
Huntersville, NC 28078
(704)875-9092

QUALITY CONTROL DATA

Project: 2020-LI-2448
Pace Project No.: 92496432

SAMPLE DUPLICATE: 3008373

Parameter	Units	92495974001 Result	Dup Result	RPD	Qualifiers
m&p-Xylene	ug/kg	ND	ND		
Methyl-tert-butyl ether	ug/kg	ND	ND		
Methylene Chloride	ug/kg	460	452	2	
n-Butylbenzene	ug/kg	ND	ND		
n-Propylbenzene	ug/kg	ND	ND		
Naphthalene	ug/kg	ND	ND		
o-Xylene	ug/kg	ND	ND		
p-Isopropyltoluene	ug/kg	ND	ND		
sec-Butylbenzene	ug/kg	ND	ND		
Styrene	ug/kg	ND	ND		
tert-Butylbenzene	ug/kg	ND	ND		
Tetrachloroethene	ug/kg	ND	ND		
Toluene	ug/kg	ND	ND		
trans-1,2-Dichloroethene	ug/kg	ND	ND		
trans-1,3-Dichloropropene	ug/kg	ND	ND		
Trichloroethene	ug/kg	ND	ND		
Trichlorofluoromethane	ug/kg	ND	ND		
Vinyl acetate	ug/kg	ND	ND		
Vinyl chloride	ug/kg	ND	ND		
Xylene (Total)	ug/kg	ND	ND		
1,2-Dichloroethane-d4 (S)	%	113	110		
4-Bromofluorobenzene (S)	%	100	97		
Toluene-d8 (S)	%	100	100		

Results presented on this page are in the units indicated by the "Units" column except where an alternate unit is presented to the right of the result.

REPORT OF LABORATORY ANALYSIS

This report shall not be reproduced, except in full,
without the written consent of Pace Analytical Services, LLC.

Pace Analytical Services, LLC
9800 Kincey Ave. Suite 100
Huntersville, NC 28078
(704)875-9092

QUALITY CONTROL DATA

Project: 2020-LI-2448
Pace Project No.: 92496432

QC Batch: 567845
QC Batch Method: ASTM D2974-87
Analysis Method: ASTM D2974-87
Analysis Description: Dry Weight/Percent Moisture
Laboratory: Pace Analytical Services - Charlotte

Associated Lab Samples: 92496432001

SAMPLE DUPLICATE: 3009041

Parameter	Units	92496345001 Result	Dup Result	RPD	Qualifiers
Percent Moisture	%	19.0	19.2	1	

SAMPLE DUPLICATE: 3009255

Parameter	Units	92496499001 Result	Dup Result	RPD	Qualifiers
Percent Moisture	%	33.1	33.4	1	

Results presented on this page are in the units indicated by the "Units" column except where an alternate unit is presented to the right of the result.

REPORT OF LABORATORY ANALYSIS

This report shall not be reproduced, except in full,
without the written consent of Pace Analytical Services, LLC.

Pace Analytical Services, LLC
9800 Kincey Ave. Suite 100
Huntersville, NC 28078
(704)875-9092

QUALITY CONTROL DATA

Project: 2020-LI-2448
Pace Project No.: 92496432

QC Batch: 1547143
QC Batch Method: SM 2540 G
Analysis Method: SM 2540G
Analysis Description: Total Solids 2540 G-2011
Laboratory: Pace National - Mt. Juliet

Associated Lab Samples: 92496432001

METHOD BLANK: R3573234-1 Matrix: Solid
Associated Lab Samples: 92496432001

Parameter	Units	Blank Result	Reporting Limit	Analyzed	Qualifiers
Total Solids	%	ND		09/22/20 12:11	

LABORATORY CONTROL SAMPLE: R3573234-2

Parameter	Units	Spike Conc.	LCS Result	LCS % Rec	% Rec Limits	Qualifiers
Total Solids	%	50.0	50.0	100	85.0-115	

SAMPLE DUPLICATE: R3573234-3

Parameter	Units	92496432001 Result	Dup Result	RPD	Qualifiers
Total Solids	%	81.9	81.8	0.126	

Results presented on this page are in the units indicated by the "Units" column except where an alternate unit is presented to the right of the result.

REPORT OF LABORATORY ANALYSIS

This report shall not be reproduced, except in full,
without the written consent of Pace Analytical Services, LLC.

Pace Analytical Services, LLC
9800 Kincey Ave. Suite 100
Huntersville, NC 28078
(704)875-9092

QUALIFIERS

Project: 2020-LI-2448
Pace Project No.: 92496432

DEFINITIONS

DF - Dilution Factor, if reported, represents the factor applied to the reported data due to dilution of the sample aliquot.

ND - Not Detected at or above adjusted reporting limit.

TNTC - Too Numerous To Count

J - Estimated concentration above the adjusted method detection limit and below the adjusted reporting limit.

MDL - Adjusted Method Detection Limit.

PQL - Practical Quantitation Limit.

RL - Reporting Limit - The lowest concentration value that meets project requirements for quantitative data with known precision and bias for a specific analyte in a specific matrix.

S - Surrogate

1,2-Diphenylhydrazine decomposes to and cannot be separated from Azobenzene using Method 8270. The result for each analyte is a combined concentration.

Consistent with EPA guidelines, unrounded data are displayed and have been used to calculate % recovery and RPD values.

LCS(D) - Laboratory Control Sample (Duplicate)

MS(D) - Matrix Spike (Duplicate)

DUP - Sample Duplicate

RPD - Relative Percent Difference

NC - Not Calculable.

SG - Silica Gel - Clean-Up

U - Indicates the compound was analyzed for, but not detected.

Acid preservation may not be appropriate for 2 Chloroethylvinyl ether.

A separate vial preserved to a pH of 4-5 is recommended in SW846 Chapter 4 for the analysis of Acrolein and Acrylonitrile by EPA Method 8260.

N-Nitrosodiphenylamine decomposes and cannot be separated from Diphenylamine using Method 8270. The result reported for each analyte is a combined concentration.

Pace Analytical is TNI accredited. Contact your Pace PM for the current list of accredited analytes.

TNI - The NELAC Institute.

This report shall not be reproduced, except in full,
without the written consent of Pace Analytical Services, LLC.

Pace Analytical Services, LLC
9800 Kincey Ave. Suite 100
Huntersville, NC 28078
(704)875-9092

QUALITY CONTROL DATA CROSS REFERENCE TABLE

Project: 2020-LI-2448
Pace Project No.: 92496432

Lab ID	Sample ID	QC Batch Method	QC Batch	Analytical Method	Analytical Batch
92496432001	**MW-5(25-27.5)**	MADEPV	1547275	MADEP VPH	1547275
92496432001	**MW-5(25-27.5)**	EPA 5035A/5030B	567713	EPA 8260D	567759
92496432001	**MW-5(25-27.5)**	ASTM D2974-87	567845		
92496432001	**MW-5(25-27.5)**	SM 2540 G	1547143	SM 2540G	1547143

This report shall not be reproduced, except in full,
without the written consent of Pace Analytical Services, LLC.

Pace Analytical®

CHAIN-OF-CUSTODY Analytical Request Document

Chain-of-Custody is a LEGAL DOCUMENT - Complete all relevent fields

LAB USE ONLY- Affix Workorder/Login Label Here or List Pace Workorder Number or

WO# : 92496432

92496432

Contain

6 | 6

** Preservative Types: (1) nitric acid, (2) sulfuric acid, (3) hydrochloric acid, (4) sodium hydroxide, (5) zinc acetate, (6) methanol, (7) sodium bisulfate, (8) sodium thiosulfate, (9) hexane, (A) ascorbic acid, (B) ammonium sulfate, (C) ammonium hydroxide, (D) TSP, (U) Unpreserved, (O) Other _____

Company: Apex Companies	Billing Information:
Address: 5900 Northwoods Business Pkwy, Ste 0	
Report To: Andrew Street	Email To: Andrew Street / Emily Little
Copy To:	Site Collection Info/Address: Huntersville-Concord Rd
Customer Project Name/Number: 2020-L1-2448	State: NC / County/City: Huntersville / Time Zone Collected: [ ] PT [ ] MT [ ] CT [✓] ET
Phone: / Email:	Site/Facility ID #: CPC Huntersville Release / Compliance Monitoring? [ ] Yes [ ] No
Collected By (print): Kyle Zigler	Purchase Order #: / Quote #: / DW PWS ID #: / DW Location Code:
Collected By (signature): [signature]	Turnaround Date Required: / Immediately Packed on Ice: [✓] Yes [ ] No
Sample Disposal: [✓] Dispose as appropriate [ ] Return [ ] Archive: _____ [ ] Hold: _____	Rush: [ ] Same Day [ ] Next Day [ ] 2 Day [ ] 3 Day [ ] 4 Day [ ] 5 Day (Expedite Charges Apply) / Field Filtered (if applicable): [ ] Yes [ ] No / Analysis: _____

* Matrix Codes (Insert in Matrix box below): Drinking Water (DW), Ground Water (GW), Wastewater (WW), Product (P), Soil/Solid (SL), Oil (OL), Wipe (WP), Air (AR), Tissue (TS), Bioassay (B), Vapor (V), Other (OT)

Analyses

Customer Sample ID	Matrix *	Comp / Grab	Collected (or Composite Start) Date	Collected (or Composite Start) Time	Composite End Date	Composite End Time	Res Cl	# of Ctns	8260 VOCs	MADEP VPH
MW-51 (25-27.5')	SL	~~Grab~~ Comp KZ	9-18-20	1000				6	X	X

Lab Profile/Line:

Lab Sample Receipt Checklist:

Custody Seals Present/Intact	Y N NA
Custody Signatures Present	Y N NA
Collector Signature Present	Y N NA
Bottles Intact	Y N NA
Correct Bottles	Y N NA
Sufficient Volume	Y N NA
Samples Received on Ice	Y N NA
VOA - Headspace Acceptable	Y N NA
USDA Regulated Soils	Y N NA
Samples in Holding Time	Y N NA
Residual Chlorine Present	Y N NA
Cl Strips: _____	
Sample pH Acceptable	Y N NA
pH Strips: _____	
Sulfide Present	Y N NA
Lead Acetate Strips: _____	

LAB USE ONLY:
Lab Sample # / Comments:

Customer Remarks / Special Conditions / Possible Hazards:

Type of Ice Used: Wet Blue Dry None

Packing Material Used:

Radchem sample(s) screened (<500 cpm): Y N NA

SHORT HOLDS PRESENT (<72 hours): Y N N/A

Lab Tracking #: 2539419

Samples received via: FEDEX UPS Client Courier Pace Courier

Lab Sample Temperature Info:
Temp Blank Received: Y N NA
Therm ID#: 120061
Cooler 1 Temp Upon Receipt: 3.8 oC
Cooler 1 Therm Corr. Factor: 0 oC
Cooler 1 Corrected Temp: 3.8 oC
Comments:

Relinquished by/Company: (Signature)	Date/Time:	Received by/Company: (Signature)	Date/Time:
[signature] / Apex	9-18-20 / 1805	MD GPace HVL	9-18-20 1805
Relinquished by/Company: (Signature)	Date/Time:	Received by/Company: (Signature)	Date/Time:
Relinquished by/Company: (Signature)	Date/Time:	Received by/Company: (Signature)	Date/Time:

MTJL LAB USE ONLY
Table #:
Acctnum:
Template:
Prelogin:
PM:
PB:

Trip Blank Received: Y N NA
HCL MeOH TSP Other

Non Conformance(s): YES / NO

Page: _____ of: _____

Pace Analytical Services, LLC
9800 Kincey Ave. Suite 100
Huntersville, NC 28078
(704)875-9092

October 04, 2020

Andrew Street
Apex Companies - NC
5900 Northwoods Business Pkwy
Suite 5900-0
Charlotte, NC 28269

RE: Project: 2020-L1-2448 Incident
Pace Project No.: 92497523

Dear Andrew Street:

Enclosed are the analytical results for sample(s) received by the laboratory on September 25, 2020. The results relate only to the samples included in this report. Results reported herein conform to the applicable TNI/NELAC Standards and the laboratory's Quality Manual, where applicable, unless otherwise noted in the body of the report.

The test results provided in this final report were generated by each of the following laboratories within the Pace Network:

- Pace National - Mt. Juliet
- Pace Analytical Services - Charlotte

If you have any questions concerning this report, please feel free to contact me.

Sincerely,

Angela M. Baioni

Angela Baioni
angela.baioni@pacelabs.com
(704)875-9092
Project Manager

Enclosures

cc: J Culbreath, Colonial Pipeline Company
Robert Hughes, Colonial Pipeline
Margaret King, APEX Companies, LLC
Emily Little, Apex Companies
Jeff Morrison, Colonial Pipeline Company
Tom Naumann, APEX Companies - NC
Joe Nicolette, Montrose-EPS
Christopher Schultz, Apex Companies
Alex Testoff, Montrose-EPS
Michael Verdon, Colonial Pipeline Company
JM Wyatt, Colonial Pipeline Company

This report shall not be reproduced, except in full,
without the written consent of Pace Analytical Services, LLC.

Pace Analytical Services, LLC
9800 Kincey Ave. Suite 100
Huntersville, NC 28078
(704)875-9092

CERTIFICATIONS

Project: 2020-L1-2448 Incident
Pace Project No.: 92497523

Pace Analytical Services National

12065 Lebanon Road, Mt. Juliet, TN 37122
Alabama Certification #: 40660
Alaska Certification 17-026
Arizona Certification #: AZ0612
Arkansas Certification #: 88-0469
California Certification #: 2932
Canada Certification #: 1461.01
Colorado Certification #: TN00003
Connecticut Certification #: PH-0197
DOD Certification: #1461.01
EPA# TN00003
Florida Certification #: E87487
Georgia DW Certification #: 923
Georgia Certification: NELAP
Idaho Certification #: TN00003
Illinois Certification #: 200008
Indiana Certification #: C-TN-01
Iowa Certification #: 364
Kansas Certification #: E-10277
Kentucky UST Certification #: 16
Kentucky Certification #: 90010
Louisiana Certification #: AI30792
Louisiana DW Certification #: LA180010
Maine Certification #: TN0002
Maryland Certification #: 324
Massachusetts Certification #: M-TN003
Michigan Certification #: 9958
Minnesota Certification #: 047-999-395
Mississippi Certification #: TN00003
Missouri Certification #: 340
Montana Certification #: CERT0086
Nebraska Certification #: NE-OS-15-05
Nevada Certification #: TN-03-2002-34
New Hampshire Certification #: 2975
New Jersey Certification #: TN002
New Mexico DW Certification
New York Certification #: 11742
North Carolina Aquatic Toxicity Certification #: 41
North Carolina Drinking Water Certification #: 21704
North Carolina Environmental Certificate #: 375
North Dakota Certification #: R-140
Ohio VAP Certification #: CL0069
Oklahoma Certification #: 9915
Oregon Certification #: TN200002
Pennsylvania Certification #: 68-02979
Rhode Island Certification #: LAO00356
South Carolina Certification #: 84004
South Dakota Certification
Tennessee DW/Chem/Micro Certification #: 2006
Texas Mold Certification #: LAB0152
Texas Certification #: T 104704245-17-14
USDA Soil Permit #: P330-15-00234
Utah Certification #: TN00003
Vermont Dept. of Health: ID# VT-2006
Virginia Certification #: VT2006
Virginia Certification #: 460132
Washington Certification #: C847
West Virginia Certification #: 233
Wisconsin Certification #: 9980939910
Wyoming UST Certification #: via A2LA 2926.01
A2LA-ISO 17025 Certification #: 1461.01
A2LA-ISO 17025 Certification #: 1461.02
AIHA-LAP/LLC EMLAP Certification #:100789

Pace Analytical Services Charlotte

9800 Kincey Ave. Ste 100, Huntersville, NC 28078
Louisiana/NELAP Certification # LA170028
North Carolina Drinking Water Certification #: 37706
North Carolina Field Services Certification #: 5342
North Carolina Wastewater Certification #: 12
South Carolina Certification #: 99006001
Florida/NELAP Certification #: E87627
Kentucky UST Certification #: 84
Virginia/VELAP Certification #: 460221

REPORT OF LABORATORY ANALYSIS

This report shall not be reproduced, except in full,
without the written consent of Pace Analytical Services, LLC.

Pace Analytical Services, LLC
9800 Kincey Ave. Suite 100
Huntersville, NC 28078
(704)875-9092

SAMPLE ANALYTE COUNT

Project: 2020-L1-2448 Incident
Pace Project No.: 92497523

Lab ID	Sample ID	Method	Analysts	Analytes Reported	Laboratory
92497523001	**MW-52 (25-27.5)**	MADEP VPH	JHH	6	PAN
		EPA 8260D	SAS	70	PASI-C
		ASTM D2974-87	KDF	1	PASI-C
		SM 2540G	KBC	1	PAN

PAN = Pace National - Mt. Juliet
PASI-C = Pace Analytical Services - Charlotte

This report shall not be reproduced, except in full,
without the written consent of Pace Analytical Services, LLC.

Pace Analytical Services, LLC
9800 Kincey Ave. Suite 100
Huntersville, NC 28078
(704)875-9092

ANALYTICAL RESULTS

Project: 2020-L1-2448 Incident
Pace Project No.: 92497523

Sample: MW-52 (25-27.5) **Lab ID: 92497523001** Collected: 09/23/20 13:25 Received: 09/25/20 16:35 Matrix: Solid

Results reported on a "dry weight" basis and are adjusted for percent moisture, sample size and any dilutions.

Parameters	Results	Units	Report Limit	DF	Prepared	Analyzed	CAS No.	Qual
MADEPV	Analytical Method: MADEP VPH Preparation Method: MADEPV Pace National - Mt. Juliet							
Aliphatic (C05-C08)	ND	mg/kg	7.62	1.07	09/23/20 13:25	10/01/20 18:17		
Aliphatic (C09-C12)	ND	mg/kg	7.62	1.07	09/23/20 13:25	10/01/20 18:17		
Aromatic (C09-C10),Unadjusted	**2.68J**	mg/kg	7.62	1.07	09/23/20 13:25	10/01/20 18:17	TPHC9C10A	B,J
Total VPH	**2.68J**	mg/kg	7.62	1.07	09/23/20 13:25	10/01/20 18:17	VPH	B,J
Surrogates								
2,5-Dibromotoluene (FID)	88.6	%	70.0-130	1.07	09/23/20 13:25	10/01/20 18:17	615-59-8FID	
2,5-Dibromotoluene (PID)	94.0	%	70.0-130	1.07	09/23/20 13:25	10/01/20 18:17	615-59-8PID	
8260D/5035A/5030B Volatiles	Analytical Method: EPA 8260D Preparation Method: EPA 5035A/5030B Pace Analytical Services - Charlotte							
Acetone	ND	ug/kg	126	1	09/28/20 15:36	09/28/20 19:24	67-64-1	
Benzene	ND	ug/kg	6.3	1	09/28/20 15:36	09/28/20 19:24	71-43-2	
Bromobenzene	ND	ug/kg	6.3	1	09/28/20 15:36	09/28/20 19:24	108-86-1	
Bromochloromethane	ND	ug/kg	6.3	1	09/28/20 15:36	09/28/20 19:24	74-97-5	
Bromodichloromethane	ND	ug/kg	6.3	1	09/28/20 15:36	09/28/20 19:24	75-27-4	
Bromoform	ND	ug/kg	6.3	1	09/28/20 15:36	09/28/20 19:24	75-25-2	
Bromomethane	ND	ug/kg	12.6	1	09/28/20 15:36	09/28/20 19:24	74-83-9	
2-Butanone (MEK)	ND	ug/kg	126	1	09/28/20 15:36	09/28/20 19:24	78-93-3	
n-Butylbenzene	ND	ug/kg	6.3	1	09/28/20 15:36	09/28/20 19:24	104-51-8	
sec-Butylbenzene	ND	ug/kg	6.3	1	09/28/20 15:36	09/28/20 19:24	135-98-8	
tert-Butylbenzene	ND	ug/kg	6.3	1	09/28/20 15:36	09/28/20 19:24	98-06-6	
Carbon tetrachloride	ND	ug/kg	6.3	1	09/28/20 15:36	09/28/20 19:24	56-23-5	
Chlorobenzene	ND	ug/kg	6.3	1	09/28/20 15:36	09/28/20 19:24	108-90-7	
Chloroethane	ND	ug/kg	12.6	1	09/28/20 15:36	09/28/20 19:24	75-00-3	IK
Chloroform	ND	ug/kg	6.3	1	09/28/20 15:36	09/28/20 19:24	67-66-3	
Chloromethane	ND	ug/kg	12.6	1	09/28/20 15:36	09/28/20 19:24	74-87-3	
2-Chlorotoluene	ND	ug/kg	6.3	1	09/28/20 15:36	09/28/20 19:24	95-49-8	
4-Chlorotoluene	ND	ug/kg	6.3	1	09/28/20 15:36	09/28/20 19:24	106-43-4	
1,2-Dibromo-3-chloropropane	ND	ug/kg	6.3	1	09/28/20 15:36	09/28/20 19:24	96-12-8	
Dibromochloromethane	ND	ug/kg	6.3	1	09/28/20 15:36	09/28/20 19:24	124-48-1	
1,2-Dibromoethane (EDB)	ND	ug/kg	6.3	1	09/28/20 15:36	09/28/20 19:24	106-93-4	
Dibromomethane	ND	ug/kg	6.3	1	09/28/20 15:36	09/28/20 19:24	74-95-3	
1,2-Dichlorobenzene	ND	ug/kg	6.3	1	09/28/20 15:36	09/28/20 19:24	95-50-1	
1,3-Dichlorobenzene	ND	ug/kg	6.3	1	09/28/20 15:36	09/28/20 19:24	541-73-1	
1,4-Dichlorobenzene	ND	ug/kg	6.3	1	09/28/20 15:36	09/28/20 19:24	106-46-7	
Dichlorodifluoromethane	ND	ug/kg	12.6	1	09/28/20 15:36	09/28/20 19:24	75-71-8	
1,1-Dichloroethane	ND	ug/kg	6.3	1	09/28/20 15:36	09/28/20 19:24	75-34-3	
1,2-Dichloroethane	ND	ug/kg	6.3	1	09/28/20 15:36	09/28/20 19:24	107-06-2	
1,1-Dichloroethene	ND	ug/kg	6.3	1	09/28/20 15:36	09/28/20 19:24	75-35-4	
cis-1,2-Dichloroethene	ND	ug/kg	6.3	1	09/28/20 15:36	09/28/20 19:24	156-59-2	
trans-1,2-Dichloroethene	ND	ug/kg	6.3	1	09/28/20 15:36	09/28/20 19:24	156-60-5	
1,2-Dichloropropane	ND	ug/kg	6.3	1	09/28/20 15:36	09/28/20 19:24	78-87-5	
1,3-Dichloropropane	ND	ug/kg	6.3	1	09/28/20 15:36	09/28/20 19:24	142-28-9	
2,2-Dichloropropane	ND	ug/kg	6.3	1	09/28/20 15:36	09/28/20 19:24	594-20-7	
1,1-Dichloropropene	ND	ug/kg	6.3	1	09/28/20 15:36	09/28/20 19:24	563-58-6	

REPORT OF LABORATORY ANALYSIS

This report shall not be reproduced, except in full,
without the written consent of Pace Analytical Services, LLC.

Pace Analytical Services, LLC
9800 Kincey Ave. Suite 100
Huntersville, NC 28078
(704)875-9092

ANALYTICAL RESULTS

Project: 2020-L1-2448 Incident
Pace Project No.: 92497523

Sample: MW-52 (25-27.5) **Lab ID: 92497523001** Collected: 09/23/20 13:25 Received: 09/25/20 16:35 Matrix: Solid

Results reported on a "dry weight" basis and are adjusted for percent moisture, sample size and any dilutions.

Parameters	Results	Units	Report Limit	DF	Prepared	Analyzed	CAS No.	Qual
8260D/5035A/5030B Volatiles	Analytical Method: EPA 8260D Preparation Method: EPA 5035A/5030B Pace Analytical Services - Charlotte							
cis-1,3-Dichloropropene	ND	ug/kg	6.3	1	09/28/20 15:36	09/28/20 19:24	10061-01-5	
trans-1,3-Dichloropropene	ND	ug/kg	6.3	1	09/28/20 15:36	09/28/20 19:24	10061-02-6	
Diisopropyl ether	ND	ug/kg	6.3	1	09/28/20 15:36	09/28/20 19:24	108-20-3	
Ethylbenzene	ND	ug/kg	6.3	1	09/28/20 15:36	09/28/20 19:24	100-41-4	
Hexachloro-1,3-butadiene	ND	ug/kg	6.3	1	09/28/20 15:36	09/28/20 19:24	87-68-3	
2-Hexanone	ND	ug/kg	62.8	1	09/28/20 15:36	09/28/20 19:24	591-78-6	
Isopropylbenzene (Cumene)	ND	ug/kg	6.3	1	09/28/20 15:36	09/28/20 19:24	98-82-8	
p-Isopropyltoluene	ND	ug/kg	6.3	1	09/28/20 15:36	09/28/20 19:24	99-87-6	
Methylene Chloride	ND	ug/kg	25.1	1	09/28/20 15:36	09/28/20 19:24	75-09-2	
4-Methyl-2-pentanone (MIBK)	ND	ug/kg	62.8	1	09/28/20 15:36	09/28/20 19:24	108-10-1	
Methyl-tert-butyl ether	ND	ug/kg	6.3	1	09/28/20 15:36	09/28/20 19:24	1634-04-4	
Naphthalene	ND	ug/kg	6.3	1	09/28/20 15:36	09/28/20 19:24	91-20-3	
n-Propylbenzene	ND	ug/kg	6.3	1	09/28/20 15:36	09/28/20 19:24	103-65-1	
Styrene	ND	ug/kg	6.3	1	09/28/20 15:36	09/28/20 19:24	100-42-5	
1,1,1,2-Tetrachloroethane	ND	ug/kg	6.3	1	09/28/20 15:36	09/28/20 19:24	630-20-6	
1,1,2,2-Tetrachloroethane	ND	ug/kg	6.3	1	09/28/20 15:36	09/28/20 19:24	79-34-5	
Tetrachloroethene	ND	ug/kg	6.3	1	09/28/20 15:36	09/28/20 19:24	127-18-4	
Toluene	ND	ug/kg	6.3	1	09/28/20 15:36	09/28/20 19:24	108-88-3	
1,2,3-Trichlorobenzene	ND	ug/kg	6.3	1	09/28/20 15:36	09/28/20 19:24	87-61-6	
1,2,4-Trichlorobenzene	ND	ug/kg	6.3	1	09/28/20 15:36	09/28/20 19:24	120-82-1	
1,1,1-Trichloroethane	ND	ug/kg	6.3	1	09/28/20 15:36	09/28/20 19:24	71-55-6	
1,1,2-Trichloroethane	ND	ug/kg	6.3	1	09/28/20 15:36	09/28/20 19:24	79-00-5	
Trichloroethene	ND	ug/kg	6.3	1	09/28/20 15:36	09/28/20 19:24	79-01-6	
Trichlorofluoromethane	ND	ug/kg	6.3	1	09/28/20 15:36	09/28/20 19:24	75-69-4	
1,2,3-Trichloropropane	ND	ug/kg	6.3	1	09/28/20 15:36	09/28/20 19:24	96-18-4	
1,2,4-Trimethylbenzene	ND	ug/kg	6.3	1	09/28/20 15:36	09/28/20 19:24	95-63-6	
1,3,5-Trimethylbenzene	ND	ug/kg	6.3	1	09/28/20 15:36	09/28/20 19:24	108-67-8	
Vinyl acetate	ND	ug/kg	62.8	1	09/28/20 15:36	09/28/20 19:24	108-05-4	
Vinyl chloride	ND	ug/kg	12.6	1	09/28/20 15:36	09/28/20 19:24	75-01-4	
Xylene (Total)	ND	ug/kg	12.6	1	09/28/20 15:36	09/28/20 19:24	1330-20-7	
m&p-Xylene	ND	ug/kg	12.6	1	09/28/20 15:36	09/28/20 19:24	179601-23-1	
o-Xylene	ND	ug/kg	6.3	1	09/28/20 15:36	09/28/20 19:24	95-47-6	
Surrogates								
Toluene-d8 (S)	102	%	70-130	1	09/28/20 15:36	09/28/20 19:24	2037-26-5	
4-Bromofluorobenzene (S)	102	%	70-130	1	09/28/20 15:36	09/28/20 19:24	460-00-4	
1,2-Dichloroethane-d4 (S)	108	%	70-132	1	09/28/20 15:36	09/28/20 19:24	17060-07-0	
Percent Moisture	Analytical Method: ASTM D2974-87 Pace Analytical Services - Charlotte							
Percent Moisture	**18.5**	%	0.10	1		09/28/20 14:51		
Total Solids 2540 G-2011	Analytical Method: SM 2540G Preparation Method: SM 2540 G Pace National - Mt. Juliet							
Total Solids	**82.0**	%		1	10/01/20 10:38	10/01/20 10:49		

REPORT OF LABORATORY ANALYSIS

This report shall not be reproduced, except in full,
without the written consent of Pace Analytical Services, LLC.

Pace Analytical Services, LLC
9800 Kincey Ave. Suite 100
Huntersville, NC 28078
(704)875-9092

QUALITY CONTROL DATA

Project: 2020-L1-2448 Incident
Pace Project No.: 92497523

QC Batch: 1553311
QC Batch Method: MADEPV
Analysis Method: MADEP VPH
Analysis Description: MADEPV
Laboratory: Pace National - Mt. Juliet
Associated Lab Samples: 92497523001

METHOD BLANK: R3577231-3 Matrix: Solid
Associated Lab Samples: 92497523001

Parameter	Units	Blank Result	Reporting Limit	Analyzed	Qualifiers
Aliphatic (C05-C08)	mg/kg	ND	5.00	10/01/20 16:26	
Aliphatic (C09-C12)	mg/kg	ND	5.00	10/01/20 16:26	
Aromatic (C09-C10),Unadjusted	mg/kg	1.69J	5.00	10/01/20 16:26	J
Total VPH	mg/kg	1.69J	5.00	10/01/20 16:26	J
2,5-Dibromotoluene (FID)	%	84.5	70.0-130	10/01/20 16:26	
2,5-Dibromotoluene (PID)	%	89.2	70.0-130	10/01/20 16:26	

LABORATORY CONTROL SAMPLE & LCSD: R3577231-1 R3577231-2

Parameter	Units	Spike Conc.	LCS Result	LCSD Result	LCS % Rec	LCSD % Rec	% Rec Limits	RPD	Max RPD	Qualifiers
Aliphatic (C05-C08)	mg/kg	60.0	61.1	60.6	102	101	70.0-130	0.822	25	
Aliphatic (C09-C12)	mg/kg	70.0	72.0	71.4	103	102	70.0-130	0.837	25	
Aromatic (C09-C10),Unadjusted	mg/kg	10.0	11.0	11.0	110	110	70.0-130	0.00	25	
Total VPH	mg/kg	140	144	143	103	102	70.0-130	0.697	25	
2,5-Dibromotoluene (FID)	%				91.5	94.1	70.0-130			
2,5-Dibromotoluene (PID)	%				97.9	100	70.0-130			

MATRIX SPIKE & MATRIX SPIKE DUPLICATE: R3577231-4 R3577231-5

Parameter	Units	L1268366-01 Result	MS Spike Conc.	MSD Spike Conc.	MS Result	MSD Result	MS % Rec	MSD % Rec	% Rec Limits	RPD	Qual
Aliphatic (C05-C08)	mg/kg	ND	49.5	49.5	39.4	37.5	79.6	75.8	70.0-130	4.86	
Aliphatic (C09-C12)	mg/kg	ND	57.8	57.8	52.5	49.2	90.8	85.2	70.0-130	6.43	
Aromatic (C09-C10),Unadjusted	mg/kg	ND	8.26	8.26	8.82	8.38	107	102	70.0-130	5.07	
Total VPH	mg/kg	ND	116	116	101	95.2	87.2	82.3	70.0-130	5.72	
2,5-Dibromotoluene (FID)	%						90.6	86.4	70.0-130		
2,5-Dibromotoluene (PID)	%						94.6	89.7	70.0-130		

Results presented on this page are in the units indicated by the "Units" column except where an alternate unit is presented to the right of the result.

REPORT OF LABORATORY ANALYSIS

This report shall not be reproduced, except in full,
without the written consent of Pace Analytical Services, LLC.

Pace Analytical Services, LLC
9800 Kincey Ave. Suite 100
Huntersville, NC 28078
(704)875-9092

QUALITY CONTROL DATA

Project: 2020-L1-2448 Incident
Pace Project No.: 92497523

QC Batch: 569464
QC Batch Method: EPA 5035A/5030B
Analysis Method: EPA 8260D
Analysis Description: 8260D 5035A 5030B
Laboratory: Pace Analytical Services - Charlotte
Associated Lab Samples: 92497523001

METHOD BLANK: 3017196 Matrix: Solid
Associated Lab Samples: 92497523001

Parameter	Units	Blank Result	Reporting Limit	Analyzed	Qualifiers
1,1,1,2-Tetrachloroethane	ug/kg	ND	5.0	09/28/20 15:01	
1,1,1-Trichloroethane	ug/kg	ND	5.0	09/28/20 15:01	
1,1,2,2-Tetrachloroethane	ug/kg	ND	5.0	09/28/20 15:01	
1,1,2-Trichloroethane	ug/kg	ND	5.0	09/28/20 15:01	
1,1-Dichloroethane	ug/kg	ND	5.0	09/28/20 15:01	
1,1-Dichloroethene	ug/kg	ND	5.0	09/28/20 15:01	
1,1-Dichloropropene	ug/kg	ND	5.0	09/28/20 15:01	
1,2,3-Trichlorobenzene	ug/kg	4.0J	5.0	09/28/20 15:01	
1,2,3-Trichloropropane	ug/kg	ND	5.0	09/28/20 15:01	
1,2,4-Trichlorobenzene	ug/kg	4.2J	5.0	09/28/20 15:01	
1,2,4-Trimethylbenzene	ug/kg	ND	5.0	09/28/20 15:01	
1,2-Dibromo-3-chloropropane	ug/kg	ND	5.0	09/28/20 15:01	
1,2-Dibromoethane (EDB)	ug/kg	ND	5.0	09/28/20 15:01	
1,2-Dichlorobenzene	ug/kg	ND	5.0	09/28/20 15:01	
1,2-Dichloroethane	ug/kg	ND	5.0	09/28/20 15:01	
1,2-Dichloropropane	ug/kg	ND	5.0	09/28/20 15:01	
1,3,5-Trimethylbenzene	ug/kg	ND	5.0	09/28/20 15:01	
1,3-Dichlorobenzene	ug/kg	ND	5.0	09/28/20 15:01	
1,3-Dichloropropane	ug/kg	ND	5.0	09/28/20 15:01	
1,4-Dichlorobenzene	ug/kg	ND	5.0	09/28/20 15:01	
2,2-Dichloropropane	ug/kg	ND	5.0	09/28/20 15:01	
2-Butanone (MEK)	ug/kg	ND	100	09/28/20 15:01	
2-Chlorotoluene	ug/kg	ND	5.0	09/28/20 15:01	
2-Hexanone	ug/kg	ND	50.0	09/28/20 15:01	
4-Chlorotoluene	ug/kg	ND	5.0	09/28/20 15:01	
4-Methyl-2-pentanone (MIBK)	ug/kg	ND	50.0	09/28/20 15:01	
Acetone	ug/kg	ND	100	09/28/20 15:01	
Benzene	ug/kg	ND	5.0	09/28/20 15:01	
Bromobenzene	ug/kg	ND	5.0	09/28/20 15:01	
Bromochloromethane	ug/kg	ND	5.0	09/28/20 15:01	
Bromodichloromethane	ug/kg	ND	5.0	09/28/20 15:01	
Bromoform	ug/kg	ND	5.0	09/28/20 15:01	
Bromomethane	ug/kg	ND	10.0	09/28/20 15:01	
Carbon tetrachloride	ug/kg	ND	5.0	09/28/20 15:01	
Chlorobenzene	ug/kg	ND	5.0	09/28/20 15:01	
Chloroethane	ug/kg	ND	10.0	09/28/20 15:01	IK
Chloroform	ug/kg	2.8J	5.0	09/28/20 15:01	
Chloromethane	ug/kg	ND	10.0	09/28/20 15:01	
cis-1,2-Dichloroethene	ug/kg	ND	5.0	09/28/20 15:01	
cis-1,3-Dichloropropene	ug/kg	ND	5.0	09/28/20 15:01	

Results presented on this page are in the units indicated by the "Units" column except where an alternate unit is presented to the right of the result.

REPORT OF LABORATORY ANALYSIS

This report shall not be reproduced, except in full,
without the written consent of Pace Analytical Services, LLC.

Pace Analytical Services, LLC
9800 Kincey Ave. Suite 100
Huntersville, NC 28078
(704)875-9092

QUALITY CONTROL DATA

Project: 2020-L1-2448 Incident
Pace Project No.: 92497523

METHOD BLANK: 3017196 Matrix: Solid
Associated Lab Samples: 92497523001

Parameter	Units	Blank Result	Reporting Limit	Analyzed	Qualifiers
Dibromochloromethane	ug/kg	ND	5.0	09/28/20 15:01	
Dibromomethane	ug/kg	ND	5.0	09/28/20 15:01	
Dichlorodifluoromethane	ug/kg	ND	10.0	09/28/20 15:01	
Diisopropyl ether	ug/kg	ND	5.0	09/28/20 15:01	
Ethylbenzene	ug/kg	ND	5.0	09/28/20 15:01	
Hexachloro-1,3-butadiene	ug/kg	ND	5.0	09/28/20 15:01	
Isopropylbenzene (Cumene)	ug/kg	ND	5.0	09/28/20 15:01	
m&p-Xylene	ug/kg	ND	10.0	09/28/20 15:01	
Methyl-tert-butyl ether	ug/kg	ND	5.0	09/28/20 15:01	
Methylene Chloride	ug/kg	ND	20.0	09/28/20 15:01	
n-Butylbenzene	ug/kg	ND	5.0	09/28/20 15:01	
n-Propylbenzene	ug/kg	ND	5.0	09/28/20 15:01	
Naphthalene	ug/kg	ND	5.0	09/28/20 15:01	
o-Xylene	ug/kg	ND	5.0	09/28/20 15:01	
p-Isopropyltoluene	ug/kg	ND	5.0	09/28/20 15:01	
sec-Butylbenzene	ug/kg	ND	5.0	09/28/20 15:01	
Styrene	ug/kg	ND	5.0	09/28/20 15:01	
tert-Butylbenzene	ug/kg	ND	5.0	09/28/20 15:01	
Tetrachloroethene	ug/kg	ND	5.0	09/28/20 15:01	
Toluene	ug/kg	ND	5.0	09/28/20 15:01	
trans-1,2-Dichloroethene	ug/kg	ND	5.0	09/28/20 15:01	
trans-1,3-Dichloropropene	ug/kg	ND	5.0	09/28/20 15:01	
Trichloroethene	ug/kg	ND	5.0	09/28/20 15:01	
Trichlorofluoromethane	ug/kg	ND	5.0	09/28/20 15:01	
Vinyl acetate	ug/kg	ND	50.0	09/28/20 15:01	
Vinyl chloride	ug/kg	ND	10.0	09/28/20 15:01	
Xylene (Total)	ug/kg	ND	10.0	09/28/20 15:01	
1,2-Dichloroethane-d4 (S)	%	106	70-132	09/28/20 15:01	
4-Bromofluorobenzene (S)	%	99	70-130	09/28/20 15:01	
Toluene-d8 (S)	%	100	70-130	09/28/20 15:01	

LABORATORY CONTROL SAMPLE: 3017197

Parameter	Units	Spike Conc.	LCS Result	LCS % Rec	% Rec Limits	Qualifiers
1,1,1,2-Tetrachloroethane	ug/kg	1250	1300	104	70-130	
1,1,1-Trichloroethane	ug/kg	1250	1370	109	70-130	
1,1,2,2-Tetrachloroethane	ug/kg	1250	1270	101	55-130	
1,1,2-Trichloroethane	ug/kg	1250	1300	104	70-130	
1,1-Dichloroethane	ug/kg	1250	1330	106	68-130	
1,1-Dichloroethene	ug/kg	1250	1380	110	70-130	
1,1-Dichloropropene	ug/kg	1250	1180	94	70-130	
1,2,3-Trichlorobenzene	ug/kg	1250	1270	102	70-130	
1,2,3-Trichloropropane	ug/kg	1250	1210	97	70-130	
1,2,4-Trichlorobenzene	ug/kg	1250	1300	104	70-130	

Results presented on this page are in the units indicated by the "Units" column except where an alternate unit is presented to the right of the result.

REPORT OF LABORATORY ANALYSIS

This report shall not be reproduced, except in full,
without the written consent of Pace Analytical Services, LLC.

Pace Analytical Services, LLC
9800 Kincey Ave. Suite 100
Huntersville, NC 28078
(704)875-9092

QUALITY CONTROL DATA

Project: 2020-L1-2448 Incident
Pace Project No.: 92497523

LABORATORY CONTROL SAMPLE: 3017197

Parameter	Units	Spike Conc.	LCS Result	LCS % Rec	% Rec Limits	Qualifiers
1,2,4-Trimethylbenzene	ug/kg	1250	1240	99	69-130	
1,2-Dibromo-3-chloropropane	ug/kg	1250	1310	105	57-141	
1,2-Dibromoethane (EDB)	ug/kg	1250	1300	104	70-130	
1,2-Dichlorobenzene	ug/kg	1250	1280	102	70-130	
1,2-Dichloroethane	ug/kg	1250	1150	92	70-130	
1,2-Dichloropropane	ug/kg	1250	1260	101	70-130	
1,3,5-Trimethylbenzene	ug/kg	1250	1290	103	70-130	
1,3-Dichlorobenzene	ug/kg	1250	1260	101	70-130	
1,3-Dichloropropane	ug/kg	1250	1280	102	70-130	
1,4-Dichlorobenzene	ug/kg	1250	1240	99	70-130	
2,2-Dichloropropane	ug/kg	1250	1340	107	70-130	
2-Butanone (MEK)	ug/kg	2500	2420	97	60-130	
2-Chlorotoluene	ug/kg	1250	1330	106	70-130	
2-Hexanone	ug/kg	2500	2410	96	70-132	
4-Chlorotoluene	ug/kg	1250	1250	100	70-130	
4-Methyl-2-pentanone (MIBK)	ug/kg	2500	2450	98	69-130	
Acetone	ug/kg	2500	2420	97	49-148	
Benzene	ug/kg	1250	1280	102	70-130	
Bromobenzene	ug/kg	1250	1250	100	70-130	
Bromochloromethane	ug/kg	1250	1310	104	70-130	
Bromodichloromethane	ug/kg	1250	1220	98	70-130	
Bromoform	ug/kg	1250	1300	104	68-136	
Bromomethane	ug/kg	1250	1250	100	60-140	
Carbon tetrachloride	ug/kg	1250	1210	97	70-130	
Chlorobenzene	ug/kg	1250	1260	100	70-130	
Chloroethane	ug/kg	1250	1220	97	51-147	IK
Chloroform	ug/kg	1250	1310	105	70-130	
Chloromethane	ug/kg	1250	977	78	48-130	
cis-1,2-Dichloroethene	ug/kg	1250	1350	108	70-130	
cis-1,3-Dichloropropene	ug/kg	1250	1340	107	70-130	
Dibromochloromethane	ug/kg	1250	1330	106	70-130	
Dibromomethane	ug/kg	1250	1310	105	70-130	
Dichlorodifluoromethane	ug/kg	1250	1190	95	49-130	
Diisopropyl ether	ug/kg	1250	1270	102	66-130	
Ethylbenzene	ug/kg	1250	1210	96	70-130	
Hexachloro-1,3-butadiene	ug/kg	1250	1340	107	70-130	
Isopropylbenzene (Cumene)	ug/kg	1250	1320	106	70-130	
m&p-Xylene	ug/kg	2500	2580	103	70-130	
Methyl-tert-butyl ether	ug/kg	1250	1290	103	70-130	
Methylene Chloride	ug/kg	1250	1210	97	50-137	
n-Butylbenzene	ug/kg	1250	1280	102	70-130	
n-Propylbenzene	ug/kg	1250	1270	102	70-130	
Naphthalene	ug/kg	1250	1270	101	70-131	
o-Xylene	ug/kg	1250	1250	100	70-130	
p-Isopropyltoluene	ug/kg	1250	1270	102	70-130	
sec-Butylbenzene	ug/kg	1250	1280	103	70-130	
Styrene	ug/kg	1250	1330	106	70-130	

Results presented on this page are in the units indicated by the "Units" column except where an alternate unit is presented to the right of the result.

REPORT OF LABORATORY ANALYSIS

This report shall not be reproduced, except in full,
without the written consent of Pace Analytical Services, LLC.

Pace Analytical Services, LLC
9800 Kincey Ave. Suite 100
Huntersville, NC 28078
(704)875-9092

QUALITY CONTROL DATA

Project: 2020-L1-2448 Incident
Pace Project No.: 92497523

LABORATORY CONTROL SAMPLE: 3017197

Parameter	Units	Spike Conc.	LCS Result	LCS % Rec	% Rec Limits	Qualifiers
tert-Butylbenzene	ug/kg	1250	1280	102	69-130	
Tetrachloroethene	ug/kg	1250	1300	104	56-130	
Toluene	ug/kg	1250	1260	100	70-130	
trans-1,2-Dichloroethene	ug/kg	1250	1360	108	70-130	
trans-1,3-Dichloropropene	ug/kg	1250	1310	105	70-130	
Trichloroethene	ug/kg	1250	1230	98	70-141	
Trichlorofluoromethane	ug/kg	1250	1240	99	67-130	
Vinyl acetate	ug/kg	2500	2780	111	10-136	
Vinyl chloride	ug/kg	1250	1120	89	67-130	
Xylene (Total)	ug/kg	3750	3830	102	70-130	
1,2-Dichloroethane-d4 (S)	%			96	70-132	
4-Bromofluorobenzene (S)	%			100	70-130	
Toluene-d8 (S)	%			101	70-130	

MATRIX SPIKE SAMPLE: 3017199

Parameter	Units	92497471002 Result	Spike Conc.	MS Result	MS % Rec	% Rec Limits	Qualifiers
1,1,1,2-Tetrachloroethane	ug/kg	ND	565	674	119	52-133	
1,1,1-Trichloroethane	ug/kg	ND	565	710	126	49-137	
1,1,2,2-Tetrachloroethane	ug/kg	ND	565	635	112	39-150	
1,1,2-Trichloroethane	ug/kg	ND	565	691	122	48-140	
1,1-Dichloroethane	ug/kg	ND	565	694	123	46-135	
1,1-Dichloroethene	ug/kg	ND	565	465	82	38-149	
1,1-Dichloropropene	ug/kg	ND	565	641	113	41-140	
1,2,3-Trichlorobenzene	ug/kg	ND	565	605	107	10-158	
1,2,3-Trichloropropane	ug/kg	ND	565	616	109	33-157	
1,2,4-Trichlorobenzene	ug/kg	ND	565	703	124	10-155	
1,2,4-Trimethylbenzene	ug/kg	ND	565	714	126	24-154	
1,2-Dibromo-3-chloropropane	ug/kg	ND	565	529	94	33-158	
1,2-Dibromoethane (EDB)	ug/kg	ND	565	662	117	40-136	
1,2-Dichlorobenzene	ug/kg	ND	565	701	124	27-146	
1,2-Dichloroethane	ug/kg	ND	565	645	114	49-140	
1,2-Dichloropropane	ug/kg	ND	565	668	118	44-143	
1,3,5-Trimethylbenzene	ug/kg	ND	565	717	127	40-144	
1,3-Dichlorobenzene	ug/kg	ND	565	684	121	33-140	
1,3-Dichloropropane	ug/kg	ND	565	665	118	47-147	
1,4-Dichlorobenzene	ug/kg	ND	565	690	122	35-139	
2,2-Dichloropropane	ug/kg	ND	565	697	123	41-140	
2-Butanone (MEK)	ug/kg	ND	1130	816	71	10-181	
2-Chlorotoluene	ug/kg	ND	565	734	130	38-147	
2-Hexanone	ug/kg	ND	1130	799	71	18-169	
4-Chlorotoluene	ug/kg	ND	565	700	124	36-145	
4-Methyl-2-pentanone (MIBK)	ug/kg	ND	1130	651	58	16-175	
Acetone	ug/kg	ND	1130	657	58	10-200	
Benzene	ug/kg	ND	565	680	120	46-136	

Results presented on this page are in the units indicated by the "Units" column except where an alternate unit is presented to the right of the result.

REPORT OF LABORATORY ANALYSIS

This report shall not be reproduced, except in full,
without the written consent of Pace Analytical Services, LLC.

Pace Analytical Services, LLC
9800 Kincey Ave. Suite 100
Huntersville, NC 28078
(704)875-9092

QUALITY CONTROL DATA

Project: 2020-L1-2448 Incident
Pace Project No.: 92497523

MATRIX SPIKE SAMPLE: 3017199

Parameter	Units	92497471002 Result	Spike Conc.	MS Result	MS % Rec	% Rec Limits	Qualifiers
Bromobenzene	ug/kg	ND	565	669	118	38-149	
Bromochloromethane	ug/kg	ND	565	719	127	44-142	
Bromodichloromethane	ug/kg	ND	565	605	107	41-140	
Bromoform	ug/kg	ND	565	584	103	34-145	
Bromomethane	ug/kg	ND	565	676	118	14-162	
Carbon tetrachloride	ug/kg	ND	565	616	109	44-141	
Chlorobenzene	ug/kg	ND	565	664	118	39-141	
Chloroethane	ug/kg	ND	565	171	30	10-182	IK
Chloroform	ug/kg	ND	565	674	119	45-140	
Chloromethane	ug/kg	ND	565	556	98	19-149	
cis-1,2-Dichloroethene	ug/kg	ND	565	712	126	38-150	
cis-1,3-Dichloropropene	ug/kg	ND	565	698	123	30-144	
Dibromochloromethane	ug/kg	ND	565	618	109	36-145	
Dibromomethane	ug/kg	ND	565	671	119	41-145	
Dichlorodifluoromethane	ug/kg	ND	565	722	128	16-146	
Diisopropyl ether	ug/kg	ND	565	652	115	41-143	
Ethylbenzene	ug/kg	ND	565	665	118	35-144	
Hexachloro-1,3-butadiene	ug/kg	ND	565	803	142	10-160	
Isopropylbenzene (Cumene)	ug/kg	ND	565	747	132	30-152	
m&p-Xylene	ug/kg	ND	1130	1410	125	33-145	
Methyl-tert-butyl ether	ug/kg	ND	565	647	115	49-140	
Methylene Chloride	ug/kg	ND	565	667	118	10-174	
n-Butylbenzene	ug/kg	ND	565	736	130	10-160	
n-Propylbenzene	ug/kg	ND	565	733	130	24-159	
Naphthalene	ug/kg	ND	565	523	93	10-171	
o-Xylene	ug/kg	ND	565	683	121	31-150	
p-Isopropyltoluene	ug/kg	ND	565	725	128	21-154	
sec-Butylbenzene	ug/kg	ND	565	749	133	19-159	
Styrene	ug/kg	ND	565	710	126	15-152	
tert-Butylbenzene	ug/kg	ND	565	546	97	31-141	
Tetrachloroethene	ug/kg	ND	565	695	123	19-141	
Toluene	ug/kg	0.0059 mg/kg	565	705	124	31-146	
trans-1,2-Dichloroethene	ug/kg	ND	565	710	126	28-157	
trans-1,3-Dichloropropene	ug/kg	ND	565	657	116	25-146	
Trichloroethene	ug/kg	ND	565	686	121	34-149	
Trichlorofluoromethane	ug/kg	ND	565	156	28	10-167	
Vinyl acetate	ug/kg	ND	1130	1320	116	10-200	
Vinyl chloride	ug/kg	ND	565	668	118	36-155	
Xylene (Total)	ug/kg	ND	1700	2090	124	29-148	
1,2-Dichloroethane-d4 (S)	%				118	70-132	
4-Bromofluorobenzene (S)	%				102	70-130	
Toluene-d8 (S)	%				102	70-130	

Results presented on this page are in the units indicated by the "Units" column except where an alternate unit is presented to the right of the result.

REPORT OF LABORATORY ANALYSIS

This report shall not be reproduced, except in full,
without the written consent of Pace Analytical Services, LLC.

Pace Analytical Services, LLC
9800 Kincey Ave. Suite 100
Huntersville, NC 28078
(704)875-9092

QUALITY CONTROL DATA

Project: 2020-L1-2448 Incident
Pace Project No.: 92497523

SAMPLE DUPLICATE: 3017198

Parameter	Units	92497471001 Result	Dup Result	RPD	Qualifiers
1,1,1,2-Tetrachloroethane	ug/kg	ND	ND		
1,1,1-Trichloroethane	ug/kg	ND	ND		
1,1,2,2-Tetrachloroethane	ug/kg	ND	ND		
1,1,2-Trichloroethane	ug/kg	ND	ND		
1,1-Dichloroethane	ug/kg	ND	ND		
1,1-Dichloroethene	ug/kg	ND	ND		
1,1-Dichloropropene	ug/kg	ND	ND		
1,2,3-Trichlorobenzene	ug/kg	ND	ND		
1,2,3-Trichloropropane	ug/kg	ND	ND		
1,2,4-Trichlorobenzene	ug/kg	ND	ND		
1,2,4-Trimethylbenzene	ug/kg	ND	ND		
1,2-Dibromo-3-chloropropane	ug/kg	ND	ND		
1,2-Dibromoethane (EDB)	ug/kg	ND	ND		
1,2-Dichlorobenzene	ug/kg	ND	ND		
1,2-Dichloroethane	ug/kg	ND	ND		
1,2-Dichloropropane	ug/kg	ND	ND		
1,3,5-Trimethylbenzene	ug/kg	ND	ND		
1,3-Dichlorobenzene	ug/kg	ND	ND		
1,3-Dichloropropane	ug/kg	ND	ND		
1,4-Dichlorobenzene	ug/kg	ND	ND		
2,2-Dichloropropane	ug/kg	ND	ND		
2-Butanone (MEK)	ug/kg	ND	ND		
2-Chlorotoluene	ug/kg	ND	ND		
2-Hexanone	ug/kg	ND	ND		
4-Chlorotoluene	ug/kg	ND	ND		
4-Methyl-2-pentanone (MIBK)	ug/kg	ND	ND		
Acetone	ug/kg	ND	ND		
Benzene	ug/kg	0.012 mg/kg	11.3	6	
Bromobenzene	ug/kg	ND	ND		
Bromochloromethane	ug/kg	ND	ND		
Bromodichloromethane	ug/kg	ND	ND		
Bromoform	ug/kg	ND	ND		
Bromomethane	ug/kg	ND	ND		
Carbon tetrachloride	ug/kg	ND	ND		
Chlorobenzene	ug/kg	ND	ND		
Chloroethane	ug/kg	ND	ND		IK
Chloroform	ug/kg	ND	ND		
Chloromethane	ug/kg	ND	ND		
cis-1,2-Dichloroethene	ug/kg	ND	ND		
cis-1,3-Dichloropropene	ug/kg	ND	ND		
Dibromochloromethane	ug/kg	ND	ND		
Dibromomethane	ug/kg	ND	ND		
Dichlorodifluoromethane	ug/kg	ND	ND		
Diisopropyl ether	ug/kg	ND	ND		
Ethylbenzene	ug/kg	ND	ND		
Hexachloro-1,3-butadiene	ug/kg	ND	ND		
Isopropylbenzene (Cumene)	ug/kg	ND	ND		

Results presented on this page are in the units indicated by the "Units" column except where an alternate unit is presented to the right of the result.

REPORT OF LABORATORY ANALYSIS

This report shall not be reproduced, except in full,
without the written consent of Pace Analytical Services, LLC.

Pace Analytical Services, LLC
9800 Kincey Ave. Suite 100
Huntersville, NC 28078
(704)875-9092

QUALITY CONTROL DATA

Project: 2020-L1-2448 Incident
Pace Project No.: 92497523

SAMPLE DUPLICATE: 3017198

Parameter	Units	92497471001 Result	Dup Result	RPD	Qualifiers
m&p-Xylene	ug/kg	ND	ND		
Methyl-tert-butyl ether	ug/kg	ND	ND		
Methylene Chloride	ug/kg	ND	ND		
n-Butylbenzene	ug/kg	ND	ND		
n-Propylbenzene	ug/kg	ND	ND		
Naphthalene	ug/kg	ND	ND		
o-Xylene	ug/kg	ND	ND		
p-Isopropyltoluene	ug/kg	ND	ND		
sec-Butylbenzene	ug/kg	ND	ND		
Styrene	ug/kg	ND	ND		
tert-Butylbenzene	ug/kg	ND	ND		
Tetrachloroethene	ug/kg	ND	ND		
Toluene	ug/kg	0.0056 mg/kg	5.3	7	
trans-1,2-Dichloroethene	ug/kg	ND	ND		
trans-1,3-Dichloropropene	ug/kg	ND	ND		
Trichloroethene	ug/kg	ND	ND		
Trichlorofluoromethane	ug/kg	ND	ND		
Vinyl acetate	ug/kg	ND	ND		
Vinyl chloride	ug/kg	ND	ND		
Xylene (Total)	ug/kg	ND	ND		
1,2-Dichloroethane-d4 (S)	%	108	109		
4-Bromofluorobenzene (S)	%	100	100		
Toluene-d8 (S)	%	102	100		

Results presented on this page are in the units indicated by the "Units" column except where an alternate unit is presented to the right of the result.

REPORT OF LABORATORY ANALYSIS

This report shall not be reproduced, except in full,
without the written consent of Pace Analytical Services, LLC.

Pace Analytical Services, LLC
9800 Kincey Ave. Suite 100
Huntersville, NC 28078
(704)875-9092

QUALITY CONTROL DATA

Project: 2020-L1-2448 Incident
Pace Project No.: 92497523

QC Batch: 569137
QC Batch Method: ASTM D2974-87
Analysis Method: ASTM D2974-87
Analysis Description: Dry Weight/Percent Moisture
Laboratory: Pace Analytical Services - Charlotte

Associated Lab Samples: 92497523001

SAMPLE DUPLICATE: 3015679

Parameter	Units	92497371007 Result	Dup Result	RPD	Qualifiers
Percent Moisture	%	20.3	19.4	5	

SAMPLE DUPLICATE: 3015680

Parameter	Units	92497523001 Result	Dup Result	RPD	Qualifiers
Percent Moisture	%	18.5	18.5	0	

Results presented on this page are in the units indicated by the "Units" column except where an alternate unit is presented to the right of the result.

REPORT OF LABORATORY ANALYSIS

This report shall not be reproduced, except in full,
without the written consent of Pace Analytical Services, LLC.

Pace Analytical Services, LLC
9800 Kincey Ave. Suite 100
Huntersville, NC 28078
(704)875-9092

QUALITY CONTROL DATA

Project: 2020-L1-2448 Incident
Pace Project No.: 92497523

QC Batch: 1551829
QC Batch Method: SM 2540 G
Analysis Method: SM 2540G
Analysis Description: Total Solids 2540 G-2011
Laboratory: Pace National - Mt. Juliet

Associated Lab Samples: 92497523001

METHOD BLANK: R3576915-1 Matrix: Solid
Associated Lab Samples: 92497523001

Parameter	Units	Blank Result	Reporting Limit	Analyzed	Qualifiers
Total Solids	%	ND		10/01/20 10:49	

LABORATORY CONTROL SAMPLE: R3576915-2

Parameter	Units	Spike Conc.	LCS Result	LCS % Rec	% Rec Limits	Qualifiers
Total Solids	%	50.0	50.0	100	85.0-115	

SAMPLE DUPLICATE: R3576915-3

Parameter	Units	L1267478-03 Result	Dup Result	RPD	Qualifiers
Total Solids	%	79.0	78.0	1.30	

Results presented on this page are in the units indicated by the "Units" column except where an alternate unit is presented to the right of the result.

REPORT OF LABORATORY ANALYSIS

This report shall not be reproduced, except in full,
without the written consent of Pace Analytical Services, LLC.

Pace Analytical Services, LLC
9800 Kincey Ave. Suite 100
Huntersville, NC 28078
(704)875-9092

QUALIFIERS

Project: 2020-L1-2448 Incident
Pace Project No.: 92497523

DEFINITIONS

DF - Dilution Factor, if reported, represents the factor applied to the reported data due to dilution of the sample aliquot.

ND - Not Detected at or above adjusted reporting limit.

TNTC - Too Numerous To Count

J - Estimated concentration above the adjusted method detection limit and below the adjusted reporting limit.

MDL - Adjusted Method Detection Limit.

PQL - Practical Quantitation Limit.

RL - Reporting Limit - The lowest concentration value that meets project requirements for quantitative data with known precision and bias for a specific analyte in a specific matrix.

S - Surrogate

1,2-Diphenylhydrazine decomposes to and cannot be separated from Azobenzene using Method 8270. The result for each analyte is a combined concentration.

Consistent with EPA guidelines, unrounded data are displayed and have been used to calculate % recovery and RPD values.

LCS(D) - Laboratory Control Sample (Duplicate)

MS(D) - Matrix Spike (Duplicate)

DUP - Sample Duplicate

RPD - Relative Percent Difference

NC - Not Calculable.

SG - Silica Gel - Clean-Up

U - Indicates the compound was analyzed for, but not detected.

Acid preservation may not be appropriate for 2 Chloroethylvinyl ether.

A separate vial preserved to a pH of 4-5 is recommended in SW846 Chapter 4 for the analysis of Acrolein and Acrylonitrile by EPA Method 8260.

N-Nitrosodiphenylamine decomposes and cannot be separated from Diphenylamine using Method 8270. The result reported for each analyte is a combined concentration.

Pace Analytical is TNI accredited. Contact your Pace PM for the current list of accredited analytes.

TNI - The NELAC Institute.

ANALYTE QUALIFIERS

B	Analyte was detected in the associated method blank.
IK	The recalculated concentration of the calibration standard(s) did not meet method acceptance criteria; this result should be considered an estimated value.
J	Analyte detected below the reporting limit, therefore result is an estimate. This qualifier is also used for all TICs.

This report shall not be reproduced, except in full,
without the written consent of Pace Analytical Services, LLC.

Pace Analytical Services, LLC
9800 Kincey Ave. Suite 100
Huntersville, NC 28078
(704)875-9092

QUALITY CONTROL DATA CROSS REFERENCE TABLE

Project: 2020-L1-2448 Incident
Pace Project No.: 92497523

Lab ID	Sample ID	QC Batch Method	QC Batch	Analytical Method	Analytical Batch
92497523001	**MW-52 (25-27.5)**	MADEPV	1553311	MADEP VPH	1553311
92497523001	**MW-52 (25-27.5)**	EPA 5035A/5030B	569464	EPA 8260D	569473
92497523001	**MW-52 (25-27.5)**	ASTM D2974-87	569137		
92497523001	**MW-52 (25-27.5)**	SM 2540 G	1551829	SM 2540G	1551829

This report shall not be reproduced, except in full,
without the written consent of Pace Analytical Services, LLC.

CHAIN-OF-CUSTODY Analytical Request Document

Pace Analytical®

Chain-of-Custody is a LEGAL DOCUMENT - Complete all relevent fields

LAB **WO# : 92497523** 92497523 r Number or

Company: Apex Companies	Billing Information:
Address: 5400 North Woods Business Pkwy, Ste 0	
Report To: Andrew Street	Email To: Andrew Street / Emily Little
Copy To:	Site Collection Info/Address: CPC Huntersville Release
Customer Project Name/Number: 2020-LI-2448	State: NC County/City: Huntersville Time Zone Collected: [ ] PT [ ] MT [ ] CT [✓] ET
Phone: Email:	Site/Facility ID #: Compliance Monitoring? [ ] Yes [✓] No
Collected By (print): Kyle Zigler	Purchase Order #: Quote #: DW PWS ID #: DW Location Code:
Collected By (signature):	Turnaround Date Required: Immediately Packed on Ice: [✓] Yes [ ] No
Sample Disposal: [✓] Dispose as appropriate [ ] Return [ ] Archive: [ ] Hold:	Rush: [ ] Same Day [ ] Next Day [ ] 2 Day [ ] 3 Day [ ] 4 Day [ ] 5 Day (Expedite Charges Apply)
	Field Filtered (if applicable): [ ] Yes [✓] No Analysis:

* Matrix Codes (Insert in Matrix box below): Drinking Water (DW), Ground Water (GW), Wastewater (WW), Product (P), Soil/Solid (SL), Oil (OL), Wipe (WP), Air (AR), Tissue (TS), Bioassay (B), Vapor (V), Other (OT)

Customer Sample ID	Matrix *	Comp / Grab	Collected (or Composite Start) Date	Collected (or Composite Start) Time	Composite End Date	Composite End Time	Res Cl	# of Ctns	Analyses: 8260 VOCs	Analyses: MADEP VPH	Lab Sample # / Comments
MW-52 (25'-27.5')	SL	Comp			9-23-20	1325		6	X	X	92497523 001

** Preservative Types: (1) nitric acid, (2) sulfuric acid, (3) hydrochloric acid, (4) sodium hydroxide, (5) zinc acetate, (6) methanol, (7) sodium bisulfate, (8) sodium thiosulfate, (9) hexane, (A) ascorbic acid, (B) ammonium sulfate, (C) ammonium hydroxide, (D) TSP, (U) Unpreserved, (O) Other _____

Lab Profile/Line:

Lab Sample Receipt Checklist:

Custody Seals Present/Intact	Y (N) NA
Custody Signatures Present	Y (N) NA
Collector Signature Present	Y (N) NA
Bottles Intact	Y N NA
Correct Bottles	Y N NA
Sufficient Volume	Y N NA
Samples Received on Ice	Y N NA
VOA - Headspace Acceptable	Y N NA
USDA Regulated Soils	Y (N) NA
Samples in Holding Time	Y N NA
Residual Chlorine Present	Y N NA
Cl Strips:	
Sample pH Acceptable	Y N NA
pH Strips:	
Sulfide Present	Y N NA
Lead Acetate Strips:	

LAB USE ONLY:
Lab Sample # / Comments:

Customer Remarks / Special Conditions / Possible Hazards:

Type of Ice Used: Wet Blue Dry None

Packing Material Used:

Radchem sample(s) screened (<500 cpm): Y N NA

SHORT HOLDS PRESENT (<72 hours): Y N N/A

Lab Tracking #: 2528785

Samples received via: FEDEX UPS Client Courier Pace Courier

Lab Sample Temperature Info:
Temp Blank Received: Y N NA
Therm ID#: 92T061
Cooler 1 Temp Upon Receipt: 5.6 oC
Cooler 1 Therm Corr. Factor: 0.0 oC
Cooler 1 Corrected Temp: 5.6 oC
Comments:

Relinquished by/Company: (Signature)	Date/Time:	Received by/Company: (Signature)	Date/Time:
Kyle Zigler / Apex	9-25-20/1635	PACE	9-25-20 1635
Relinquished by/Company: (Signature)	Date/Time:	Received by/Company: (Signature)	Date/Time:
Relinquished by/Company: (Signature)	Date/Time:	Received by/Company: (Signature)	Date/Time:

MTJL LAB USE ONLY
Table #:
Acctnum:
Template:
Prelogin:
PM:
PB:

Trip Blank Received: Y N NA
HCL MeOH TSP Other

Non Conformance(s): YES / NO

Page: _____ of: _____

Pace Analytical Services, LLC
9800 Kincey Ave. Suite 100
Huntersville, NC 28078
(704)875-9092

October 06, 2020

Andrew Street
Apex Companies - NC
5900 Northwoods Business Pkwy
Suite 5900-0
Charlotte, NC 28269

RE: Project: 2020-L1-2448 Incident
Pace Project No.: 92497664

Dear Andrew Street:

Enclosed are the analytical results for sample(s) received by the laboratory on September 28, 2020. The results relate only to the samples included in this report. Results reported herein conform to the applicable TNI/NELAC Standards and the laboratory's Quality Manual, where applicable, unless otherwise noted in the body of the report.

The test results provided in this final report were generated by each of the following laboratories within the Pace Network:

- Pace National - Mt. Juliet
- Pace Analytical Services - Charlotte

If you have any questions concerning this report, please feel free to contact me.

Sincerely,

Angela M. Baioni

Angela Baioni
angela.baioni@pacelabs.com
(704)875-9092
Project Manager

Enclosures

cc: J Culbreath, Colonial Pipeline Company
Robert Hughes, Colonial Pipeline
Margaret King, APEX Companies, LLC
Emily Little, Apex Companies
Jeff Morrison, Colonial Pipeline Company
Tom Naumann, APEX Companies - NC
Joe Nicolette, Montrose-EPS
Christopher Schultz, Apex Companies
Alex Testoff, Montrose-EPS
Michael Verdon, Colonial Pipeline Company
JM Wyatt, Colonial Pipeline Company

This report shall not be reproduced, except in full,
without the written consent of Pace Analytical Services, LLC.

Pace Analytical Services, LLC
9800 Kincey Ave. Suite 100
Huntersville, NC 28078
(704)875-9092

CERTIFICATIONS

Project: 2020-L1-2448 Incident
Pace Project No.: 92497664

Pace Analytical Services National

12065 Lebanon Road, Mt. Juliet, TN 37122
Alabama Certification #: 40660
Alaska Certification 17-026
Arizona Certification #: AZ0612
Arkansas Certification #: 88-0469
California Certification #: 2932
Canada Certification #: 1461.01
Colorado Certification #: TN00003
Connecticut Certification #: PH-0197
DOD Certification: #1461.01
EPA# TN00003
Florida Certification #: E87487
Georgia DW Certification #: 923
Georgia Certification: NELAP
Idaho Certification #: TN00003
Illinois Certification #: 200008
Indiana Certification #: C-TN-01
Iowa Certification #: 364
Kansas Certification #: E-10277
Kentucky UST Certification #: 16
Kentucky Certification #: 90010
Louisiana Certification #: AI30792
Louisiana DW Certification #: LA180010
Maine Certification #: TN0002
Maryland Certification #: 324
Massachusetts Certification #: M-TN003
Michigan Certification #: 9958
Minnesota Certification #: 047-999-395
Mississippi Certification #: TN00003
Missouri Certification #: 340
Montana Certification #: CERT0086
Nebraska Certification #: NE-OS-15-05
Nevada Certification #: TN-03-2002-34
New Hampshire Certification #: 2975
New Jersey Certification #: TN002
New Mexico DW Certification
New York Certification #: 11742
North Carolina Aquatic Toxicity Certification #: 41
North Carolina Drinking Water Certification #: 21704
North Carolina Environmental Certificate #: 375
North Dakota Certification #: R-140
Ohio VAP Certification #: CL0069
Oklahoma Certification #: 9915
Oregon Certification #: TN200002
Pennsylvania Certification #: 68-02979
Rhode Island Certification #: LAO00356
South Carolina Certification #: 84004
South Dakota Certification
Tennessee DW/Chem/Micro Certification #: 2006
Texas Mold Certification #: LAB0152
Texas Certification #: T 104704245-17-14
USDA Soil Permit #: P330-15-00234
Utah Certification #: TN00003
Vermont Dept. of Health: ID# VT-2006
Virginia Certification #: VT2006
Virginia Certification #: 460132
Washington Certification #: C847
West Virginia Certification #: 233
Wisconsin Certification #: 9980939910
Wyoming UST Certification #: via A2LA 2926.01
A2LA-ISO 17025 Certification #: 1461.01
A2LA-ISO 17025 Certification #: 1461.02
AIHA-LAP/LLC EMLAP Certification #:100789

Pace Analytical Services Charlotte

9800 Kincey Ave. Ste 100, Huntersville, NC 28078
Louisiana/NELAP Certification # LA170028
North Carolina Drinking Water Certification #: 37706
North Carolina Field Services Certification #: 5342
North Carolina Wastewater Certification #: 12
South Carolina Certification #: 99006001
Florida/NELAP Certification #: E87627
Kentucky UST Certification #: 84
Virginia/VELAP Certification #: 460221

REPORT OF LABORATORY ANALYSIS

This report shall not be reproduced, except in full,
without the written consent of Pace Analytical Services, LLC.

Pace Analytical Services, LLC
9800 Kincey Ave. Suite 100
Huntersville, NC 28078
(704)875-9092

SAMPLE SUMMARY

Project: 2020-L1-2448 Incident
Pace Project No.: 92497664

Lab ID	Sample ID	Matrix	Date Collected	Date Received
92497664001	**RW-36 (22.5-25)**	Solid	09/27/20 13:15	09/28/20 12:23
92497664002	**RW-37 (25-30)**	Solid	09/27/20 17:00	09/28/20 12:23

This report shall not be reproduced, except in full,
without the written consent of Pace Analytical Services, LLC.

Pace Analytical Services, LLC
9800 Kincey Ave. Suite 100
Huntersville, NC 28078
(704)875-9092

SAMPLE ANALYTE COUNT

Project: 2020-L1-2448 Incident
Pace Project No.: 92497664

Lab ID	Sample ID	Method	Analysts	Analytes Reported	Laboratory
92497664001	**RW-36 (22.5-25)**	MADEP VPH	BMB	6	PAN
		EPA 8260D	SAS	70	PASI-C
		ASTM D2974-87	KDF	1	PASI-C
		SM 2540G	KBC	1	PAN
92497664002	**RW-37 (25-30)**	MADEP VPH	BMB	6	PAN
		EPA 8260D	SAS	70	PASI-C
		ASTM D2974-87	KDF	1	PASI-C
		SM 2540G	KBC	1	PAN

PAN = Pace National - Mt. Juliet
PASI-C = Pace Analytical Services - Charlotte

This report shall not be reproduced, except in full,
without the written consent of Pace Analytical Services, LLC.

Pace Analytical Services, LLC
9800 Kincey Ave. Suite 100
Huntersville, NC 28078
(704)875-9092

ANALYTICAL RESULTS

Project: 2020-L1-2448 Incident
Pace Project No.: 92497664

Sample: RW-36 (22.5-25) **Lab ID: 92497664001** Collected: 09/27/20 13:15 Received: 09/28/20 12:23 Matrix: Solid

Results reported on a "dry weight" basis and are adjusted for percent moisture, sample size and any dilutions.

Parameters	Results	Units	Report Limit	MDL	DF	Prepared	Analyzed	CAS No.	Qual
MADEPV	Analytical Method: MADEP VPH Preparation Method: MADEPV Pace National - Mt. Juliet								
Aliphatic (C05-C08)	**<6.78**	mg/kg	6.78	2.26	1.01	09/27/20 13:15	09/30/20 13:12		
Aliphatic (C09-C12)	**<6.78**	mg/kg	6.78	2.26	1.01	09/27/20 13:15	09/30/20 13:12		
Aromatic (C09-C10),Unadjusted	**2.39J**	mg/kg	6.78	2.26	1.01	09/27/20 13:15	09/30/20 13:12	TPHC9C10A	B,J
Total VPH	**2.39J**	mg/kg	6.78	2.26	1.01	09/27/20 13:15	09/30/20 13:12	VPH	B,J
Surrogates									
2,5-Dibromotoluene (FID)	83.4	%	70.0-130		1.01	09/27/20 13:15	09/30/20 13:12	615-59-8FID	
2,5-Dibromotoluene (PID)	88.6	%	70.0-130		1.01	09/27/20 13:15	09/30/20 13:12	615-59-8PID	
8260D/5035A/5030B Volatiles	Analytical Method: EPA 8260D Preparation Method: EPA 5035A/5030B Pace Analytical Services - Charlotte								
Acetone	**<146**	ug/kg	146	54.3	1	09/29/20 09:11	09/29/20 10:40	67-64-1	
Benzene	**<7.3**	ug/kg	7.3	5.1	1	09/29/20 09:11	09/29/20 10:40	71-43-2	
Bromobenzene	**<7.3**	ug/kg	7.3	4.9	1	09/29/20 09:11	09/29/20 10:40	108-86-1	
Bromochloromethane	**<7.3**	ug/kg	7.3	5.5	1	09/29/20 09:11	09/29/20 10:40	74-97-5	
Bromodichloromethane	**<7.3**	ug/kg	7.3	4.8	1	09/29/20 09:11	09/29/20 10:40	75-27-4	
Bromoform	**<7.3**	ug/kg	7.3	3.9	1	09/29/20 09:11	09/29/20 10:40	75-25-2	
Bromomethane	**<14.6**	ug/kg	14.6	11.5	1	09/29/20 09:11	09/29/20 10:40	74-83-9	
2-Butanone (MEK)	**<146**	ug/kg	146	61.8	1	09/29/20 09:11	09/29/20 10:40	78-93-3	
n-Butylbenzene	**<7.3**	ug/kg	7.3	3.9	1	09/29/20 09:11	09/29/20 10:40	104-51-8	
sec-Butylbenzene	**<7.3**	ug/kg	7.3	4.6	1	09/29/20 09:11	09/29/20 10:40	135-98-8	
tert-Butylbenzene	**<7.3**	ug/kg	7.3	3.9	1	09/29/20 09:11	09/29/20 10:40	98-06-6	
Carbon tetrachloride	**<7.3**	ug/kg	7.3	3.2	1	09/29/20 09:11	09/29/20 10:40	56-23-5	
Chlorobenzene	**<7.3**	ug/kg	7.3	4.7	1	09/29/20 09:11	09/29/20 10:40	108-90-7	
Chloroethane	**<14.6**	ug/kg	14.6	7.7	1	09/29/20 09:11	09/29/20 10:40	75-00-3	IK
Chloroform	**<7.3**	ug/kg	7.3	3.6	1	09/29/20 09:11	09/29/20 10:40	67-66-3	
Chloromethane	**<14.6**	ug/kg	14.6	10.2	1	09/29/20 09:11	09/29/20 10:40	74-87-3	
2-Chlorotoluene	**<7.3**	ug/kg	7.3	5.2	1	09/29/20 09:11	09/29/20 10:40	95-49-8	
4-Chlorotoluene	**<7.3**	ug/kg	7.3	4.6	1	09/29/20 09:11	09/29/20 10:40	106-43-4	
1,2-Dibromo-3-chloropropane	**<7.3**	ug/kg	7.3	6.8	1	09/29/20 09:11	09/29/20 10:40	96-12-8	
Dibromochloromethane	**<7.3**	ug/kg	7.3	3.9	1	09/29/20 09:11	09/29/20 10:40	124-48-1	
1,2-Dibromoethane (EDB)	**<7.3**	ug/kg	7.3	5.1	1	09/29/20 09:11	09/29/20 10:40	106-93-4	
Dibromomethane	**<7.3**	ug/kg	7.3	3.6	1	09/29/20 09:11	09/29/20 10:40	74-95-3	
1,2-Dichlorobenzene	**<7.3**	ug/kg	7.3	4.3	1	09/29/20 09:11	09/29/20 10:40	95-50-1	
1,3-Dichlorobenzene	**<7.3**	ug/kg	7.3	6.0	1	09/29/20 09:11	09/29/20 10:40	541-73-1	
1,4-Dichlorobenzene	**<7.3**	ug/kg	7.3	5.5	1	09/29/20 09:11	09/29/20 10:40	106-46-7	
Dichlorodifluoromethane	**<14.6**	ug/kg	14.6	2.5	1	09/29/20 09:11	09/29/20 10:40	75-71-8	
1,1-Dichloroethane	**<7.3**	ug/kg	7.3	3.2	1	09/29/20 09:11	09/29/20 10:40	75-34-3	
1,2-Dichloroethane	**<7.3**	ug/kg	7.3	3.0	1	09/29/20 09:11	09/29/20 10:40	107-06-2	
1,1-Dichloroethene	**<7.3**	ug/kg	7.3	2.3	1	09/29/20 09:11	09/29/20 10:40	75-35-4	
cis-1,2-Dichloroethene	**<7.3**	ug/kg	7.3	4.2	1	09/29/20 09:11	09/29/20 10:40	156-59-2	
trans-1,2-Dichloroethene	**<7.3**	ug/kg	7.3	3.2	1	09/29/20 09:11	09/29/20 10:40	156-60-5	
1,2-Dichloropropane	**<7.3**	ug/kg	7.3	4.5	1	09/29/20 09:11	09/29/20 10:40	78-87-5	
1,3-Dichloropropane	**<7.3**	ug/kg	7.3	5.0	1	09/29/20 09:11	09/29/20 10:40	142-28-9	
2,2-Dichloropropane	**<7.3**	ug/kg	7.3	4.0	1	09/29/20 09:11	09/29/20 10:40	594-20-7	

REPORT OF LABORATORY ANALYSIS

This report shall not be reproduced, except in full,
without the written consent of Pace Analytical Services, LLC.

Pace Analytical Services, LLC
9800 Kincey Ave. Suite 100
Huntersville, NC 28078
(704)875-9092

ANALYTICAL RESULTS

Project: 2020-L1-2448 Incident
Pace Project No.: 92497664

Sample: RW-36 (22.5-25) **Lab ID: 92497664001** Collected: 09/27/20 13:15 Received: 09/28/20 12:23 Matrix: Solid

Results reported on a "dry weight" basis and are adjusted for percent moisture, sample size and any dilutions.

Parameters	Results	Units	Report Limit	MDL	DF	Prepared	Analyzed	CAS No.	Qual
8260D/5035A/5030B Volatiles	Analytical Method: EPA 8260D Preparation Method: EPA 5035A/5030B Pace Analytical Services - Charlotte								
1,1-Dichloropropene	**<7.3**	ug/kg	7.3	3.5	1	09/29/20 09:11	09/29/20 10:40	563-58-6	
cis-1,3-Dichloropropene	**<7.3**	ug/kg	7.3	4.7	1	09/29/20 09:11	09/29/20 10:40	10061-01-5	
trans-1,3-Dichloropropene	**<7.3**	ug/kg	7.3	6.2	1	09/29/20 09:11	09/29/20 10:40	10061-02-6	
Diisopropyl ether	**<7.3**	ug/kg	7.3	2.9	1	09/29/20 09:11	09/29/20 10:40	108-20-3	
Ethylbenzene	**<7.3**	ug/kg	7.3	6.8	1	09/29/20 09:11	09/29/20 10:40	100-41-4	
Hexachloro-1,3-butadiene	**<7.3**	ug/kg	7.3	6.9	1	09/29/20 09:11	09/29/20 10:40	87-68-3	
2-Hexanone	**<72.8**	ug/kg	72.8	14.5	1	09/29/20 09:11	09/29/20 10:40	591-78-6	
Isopropylbenzene (Cumene)	**<7.3**	ug/kg	7.3	4.6	1	09/29/20 09:11	09/29/20 10:40	98-82-8	
p-Isopropyltoluene	**<7.3**	ug/kg	7.3	4.0	1	09/29/20 09:11	09/29/20 10:40	99-87-6	
Methylene Chloride	**<29.1**	ug/kg	29.1	10.8	1	09/29/20 09:11	09/29/20 10:40	75-09-2	
4-Methyl-2-pentanone (MIBK)	**<72.8**	ug/kg	72.8	61.6	1	09/29/20 09:11	09/29/20 10:40	108-10-1	
Methyl-tert-butyl ether	**<7.3**	ug/kg	7.3	4.7	1	09/29/20 09:11	09/29/20 10:40	1634-04-4	
Naphthalene	**<7.3**	ug/kg	7.3	4.1	1	09/29/20 09:11	09/29/20 10:40	91-20-3	
n-Propylbenzene	**<7.3**	ug/kg	7.3	5.0	1	09/29/20 09:11	09/29/20 10:40	103-65-1	
Styrene	**<7.3**	ug/kg	7.3	3.4	1	09/29/20 09:11	09/29/20 10:40	100-42-5	
1,1,1,2-Tetrachloroethane	**<7.3**	ug/kg	7.3	4.8	1	09/29/20 09:11	09/29/20 10:40	630-20-6	
1,1,2,2-Tetrachloroethane	**<7.3**	ug/kg	7.3	6.4	1	09/29/20 09:11	09/29/20 10:40	79-34-5	
Tetrachloroethene	**<7.3**	ug/kg	7.3	3.6	1	09/29/20 09:11	09/29/20 10:40	127-18-4	
Toluene	**<7.3**	ug/kg	7.3	4.2	1	09/29/20 09:11	09/29/20 10:40	108-88-3	
1,2,3-Trichlorobenzene	**<7.3**	ug/kg	7.3	4.5	1	09/29/20 09:11	09/29/20 10:40	87-61-6	
1,2,4-Trichlorobenzene	**<7.3**	ug/kg	7.3	4.1	1	09/29/20 09:11	09/29/20 10:40	120-82-1	
1,1,1-Trichloroethane	**<7.3**	ug/kg	7.3	2.9	1	09/29/20 09:11	09/29/20 10:40	71-55-6	
1,1,2-Trichloroethane	**<7.3**	ug/kg	7.3	5.4	1	09/29/20 09:11	09/29/20 10:40	79-00-5	
Trichloroethene	**<7.3**	ug/kg	7.3	4.5	1	09/29/20 09:11	09/29/20 10:40	79-01-6	
Trichlorofluoromethane	**<7.3**	ug/kg	7.3	1.8	1	09/29/20 09:11	09/29/20 10:40	75-69-4	
1,2,3-Trichloropropane	**<7.3**	ug/kg	7.3	5.9	1	09/29/20 09:11	09/29/20 10:40	96-18-4	
1,2,4-Trimethylbenzene	**<7.3**	ug/kg	7.3	5.2	1	09/29/20 09:11	09/29/20 10:40	95-63-6	
1,3,5-Trimethylbenzene	**<7.3**	ug/kg	7.3	4.3	1	09/29/20 09:11	09/29/20 10:40	108-67-8	
Vinyl acetate	**<72.8**	ug/kg	72.8	6.3	1	09/29/20 09:11	09/29/20 10:40	108-05-4	
Vinyl chloride	**<14.6**	ug/kg	14.6	2.8	1	09/29/20 09:11	09/29/20 10:40	75-01-4	
Xylene (Total)	**<14.6**	ug/kg	14.6	4.2	1	09/29/20 09:11	09/29/20 10:40	1330-20-7	
m&p-Xylene	**<14.6**	ug/kg	14.6	11.2	1	09/29/20 09:11	09/29/20 10:40	179601-23-1	
o-Xylene	**<7.3**	ug/kg	7.3	4.2	1	09/29/20 09:11	09/29/20 10:40	95-47-6	
Surrogates									
Toluene-d8 (S)	99	%	70-130		1	09/29/20 09:11	09/29/20 10:40	2037-26-5	
4-Bromofluorobenzene (S)	102	%	70-130		1	09/29/20 09:11	09/29/20 10:40	460-00-4	
1,2-Dichloroethane-d4 (S)	111	%	70-132		1	09/29/20 09:11	09/29/20 10:40	17060-07-0	
Percent Moisture	Analytical Method: ASTM D2974-87 Pace Analytical Services - Charlotte								
Percent Moisture	**14.8**	%	0.10	0.10	1		09/28/20 15:20		

REPORT OF LABORATORY ANALYSIS

This report shall not be reproduced, except in full,
without the written consent of Pace Analytical Services, LLC.

Pace Analytical Services, LLC
9800 Kincey Ave. Suite 100
Huntersville, NC 28078
(704)875-9092

ANALYTICAL RESULTS

Project: 2020-L1-2448 Incident
Pace Project No.: 92497664

Sample: RW-36 (22.5-25) **Lab ID: 92497664001** Collected: 09/27/20 13:15 Received: 09/28/20 12:23 Matrix: Solid

Results reported on a "dry weight" basis and are adjusted for percent moisture, sample size and any dilutions.

Parameters	Results	Units	Report Limit	MDL	DF	Prepared	Analyzed	CAS No.	Qual
Total Solids 2540 G-2011	Analytical Method: SM 2540G Preparation Method: SM 2540 G Pace National - Mt. Juliet								
Total Solids	**85.3**	%			1	10/02/20 00:15	10/02/20 00:27		

Sample: RW-37 (25-30) **Lab ID: 92497664002** Collected: 09/27/20 17:00 Received: 09/28/20 12:23 Matrix: Solid

Results reported on a "dry weight" basis and are adjusted for percent moisture, sample size and any dilutions.

Parameters	Results	Units	Report Limit	MDL	DF	Prepared	Analyzed	CAS No.	Qual
MADEPV	Analytical Method: MADEP VPH Preparation Method: MADEPV Pace National - Mt. Juliet								
Aliphatic (C05-C08)	**<6.79**	mg/kg	6.79	2.26	1.05	09/27/20 17:00	09/30/20 13:45		
Aliphatic (C09-C12)	**<6.79**	mg/kg	6.79	2.26	1.05	09/27/20 17:00	09/30/20 13:45		
Aromatic (C09-C10),Unadjusted	**2.35J**	mg/kg	6.79	2.26	1.05	09/27/20 17:00	09/30/20 13:45	TPHC9C10A	B,J
Total VPH	**2.35J**	mg/kg	6.79	2.26	1.05	09/27/20 17:00	09/30/20 13:45	VPH	B,J
Surrogates									
2,5-Dibromotoluene (FID)	86.6	%	70.0-130		1.05	09/27/20 17:00	09/30/20 13:45	615-59-8FID	
2,5-Dibromotoluene (PID)	91.5	%	70.0-130		1.05	09/27/20 17:00	09/30/20 13:45	615-59-8PID	
8260D/5035A/5030B Volatiles	Analytical Method: EPA 8260D Preparation Method: EPA 5035A/5030B Pace Analytical Services - Charlotte								
Acetone	**<129**	ug/kg	129	48.0	1	09/29/20 09:11	09/29/20 11:16	67-64-1	
Benzene	**<6.4**	ug/kg	6.4	4.5	1	09/29/20 09:11	09/29/20 11:16	71-43-2	
Bromobenzene	**<6.4**	ug/kg	6.4	4.3	1	09/29/20 09:11	09/29/20 11:16	108-86-1	
Bromochloromethane	**<6.4**	ug/kg	6.4	4.9	1	09/29/20 09:11	09/29/20 11:16	74-97-5	
Bromodichloromethane	**<6.4**	ug/kg	6.4	4.2	1	09/29/20 09:11	09/29/20 11:16	75-27-4	
Bromoform	**<6.4**	ug/kg	6.4	3.5	1	09/29/20 09:11	09/29/20 11:16	75-25-2	
Bromomethane	**<12.9**	ug/kg	12.9	10.1	1	09/29/20 09:11	09/29/20 11:16	74-83-9	
2-Butanone (MEK)	**<129**	ug/kg	129	54.5	1	09/29/20 09:11	09/29/20 11:16	78-93-3	
n-Butylbenzene	**<6.4**	ug/kg	6.4	3.5	1	09/29/20 09:11	09/29/20 11:16	104-51-8	
sec-Butylbenzene	**<6.4**	ug/kg	6.4	4.1	1	09/29/20 09:11	09/29/20 11:16	135-98-8	
tert-Butylbenzene	**<6.4**	ug/kg	6.4	3.4	1	09/29/20 09:11	09/29/20 11:16	98-06-6	
Carbon tetrachloride	**<6.4**	ug/kg	6.4	2.9	1	09/29/20 09:11	09/29/20 11:16	56-23-5	
Chlorobenzene	**<6.4**	ug/kg	6.4	4.2	1	09/29/20 09:11	09/29/20 11:16	108-90-7	
Chloroethane	**<12.9**	ug/kg	12.9	6.8	1	09/29/20 09:11	09/29/20 11:16	75-00-3	IK
Chloroform	**<6.4**	ug/kg	6.4	3.2	1	09/29/20 09:11	09/29/20 11:16	67-66-3	
Chloromethane	**<12.9**	ug/kg	12.9	9.0	1	09/29/20 09:11	09/29/20 11:16	74-87-3	
2-Chlorotoluene	**<6.4**	ug/kg	6.4	4.6	1	09/29/20 09:11	09/29/20 11:16	95-49-8	
4-Chlorotoluene	**<6.4**	ug/kg	6.4	4.1	1	09/29/20 09:11	09/29/20 11:16	106-43-4	
1,2-Dibromo-3-chloropropane	**<6.4**	ug/kg	6.4	6.0	1	09/29/20 09:11	09/29/20 11:16	96-12-8	
Dibromochloromethane	**<6.4**	ug/kg	6.4	3.5	1	09/29/20 09:11	09/29/20 11:16	124-48-1	
1,2-Dibromoethane (EDB)	**<6.4**	ug/kg	6.4	4.5	1	09/29/20 09:11	09/29/20 11:16	106-93-4	
Dibromomethane	**<6.4**	ug/kg	6.4	3.2	1	09/29/20 09:11	09/29/20 11:16	74-95-3	
1,2-Dichlorobenzene	**<6.4**	ug/kg	6.4	3.8	1	09/29/20 09:11	09/29/20 11:16	95-50-1	
1,3-Dichlorobenzene	**<6.4**	ug/kg	6.4	5.3	1	09/29/20 09:11	09/29/20 11:16	541-73-1	

REPORT OF LABORATORY ANALYSIS

This report shall not be reproduced, except in full,
without the written consent of Pace Analytical Services, LLC.

Pace Analytical Services, LLC
9800 Kincey Ave. Suite 100
Huntersville, NC 28078
(704)875-9092

ANALYTICAL RESULTS

Project: 2020-L1-2448 Incident
Pace Project No.: 92497664

Sample: RW-37 (25-30) **Lab ID: 92497664002** Collected: 09/27/20 17:00 Received: 09/28/20 12:23 Matrix: Solid

Results reported on a "dry weight" basis and are adjusted for percent moisture, sample size and any dilutions.

Parameters	Results	Units	Report Limit	MDL	DF	Prepared	Analyzed	CAS No.	Qual
8260D/5035A/5030B Volatiles	Analytical Method: EPA 8260D Preparation Method: EPA 5035A/5030B Pace Analytical Services - Charlotte								
1,4-Dichlorobenzene	**<6.4**	ug/kg	6.4	4.8	1	09/29/20 09:11	09/29/20 11:16	106-46-7	
Dichlorodifluoromethane	**<12.9**	ug/kg	12.9	2.2	1	09/29/20 09:11	09/29/20 11:16	75-71-8	
1,1-Dichloroethane	**<6.4**	ug/kg	6.4	2.8	1	09/29/20 09:11	09/29/20 11:16	75-34-3	
1,2-Dichloroethane	**<6.4**	ug/kg	6.4	2.6	1	09/29/20 09:11	09/29/20 11:16	107-06-2	
1,1-Dichloroethene	**<6.4**	ug/kg	6.4	2.0	1	09/29/20 09:11	09/29/20 11:16	75-35-4	
cis-1,2-Dichloroethene	**<6.4**	ug/kg	6.4	3.7	1	09/29/20 09:11	09/29/20 11:16	156-59-2	
trans-1,2-Dichloroethene	**<6.4**	ug/kg	6.4	2.8	1	09/29/20 09:11	09/29/20 11:16	156-60-5	
1,2-Dichloropropane	**<6.4**	ug/kg	6.4	4.0	1	09/29/20 09:11	09/29/20 11:16	78-87-5	
1,3-Dichloropropane	**<6.4**	ug/kg	6.4	4.4	1	09/29/20 09:11	09/29/20 11:16	142-28-9	
2,2-Dichloropropane	**<6.4**	ug/kg	6.4	3.5	1	09/29/20 09:11	09/29/20 11:16	594-20-7	
1,1-Dichloropropene	**<6.4**	ug/kg	6.4	3.1	1	09/29/20 09:11	09/29/20 11:16	563-58-6	
cis-1,3-Dichloropropene	**<6.4**	ug/kg	6.4	4.2	1	09/29/20 09:11	09/29/20 11:16	10061-01-5	
trans-1,3-Dichloropropene	**<6.4**	ug/kg	6.4	5.4	1	09/29/20 09:11	09/29/20 11:16	10061-02-6	
Diisopropyl ether	**<6.4**	ug/kg	6.4	2.6	1	09/29/20 09:11	09/29/20 11:16	108-20-3	
Ethylbenzene	**<6.4**	ug/kg	6.4	6.0	1	09/29/20 09:11	09/29/20 11:16	100-41-4	
Hexachloro-1,3-butadiene	**<6.4**	ug/kg	6.4	6.1	1	09/29/20 09:11	09/29/20 11:16	87-68-3	
2-Hexanone	**<64.3**	ug/kg	64.3	12.8	1	09/29/20 09:11	09/29/20 11:16	591-78-6	
Isopropylbenzene (Cumene)	**<6.4**	ug/kg	6.4	4.1	1	09/29/20 09:11	09/29/20 11:16	98-82-8	
p-Isopropyltoluene	**<6.4**	ug/kg	6.4	3.5	1	09/29/20 09:11	09/29/20 11:16	99-87-6	
Methylene Chloride	**<25.7**	ug/kg	25.7	9.5	1	09/29/20 09:11	09/29/20 11:16	75-09-2	
4-Methyl-2-pentanone (MIBK)	**<64.3**	ug/kg	64.3	54.4	1	09/29/20 09:11	09/29/20 11:16	108-10-1	
Methyl-tert-butyl ether	**<6.4**	ug/kg	6.4	4.1	1	09/29/20 09:11	09/29/20 11:16	1634-04-4	
Naphthalene	**<6.4**	ug/kg	6.4	3.6	1	09/29/20 09:11	09/29/20 11:16	91-20-3	
n-Propylbenzene	**<6.4**	ug/kg	6.4	4.4	1	09/29/20 09:11	09/29/20 11:16	103-65-1	
Styrene	**<6.4**	ug/kg	6.4	3.0	1	09/29/20 09:11	09/29/20 11:16	100-42-5	
1,1,1,2-Tetrachloroethane	**<6.4**	ug/kg	6.4	4.2	1	09/29/20 09:11	09/29/20 11:16	630-20-6	
1,1,2,2-Tetrachloroethane	**<6.4**	ug/kg	6.4	5.7	1	09/29/20 09:11	09/29/20 11:16	79-34-5	
Tetrachloroethene	**<6.4**	ug/kg	6.4	3.2	1	09/29/20 09:11	09/29/20 11:16	127-18-4	
Toluene	**<6.4**	ug/kg	6.4	3.7	1	09/29/20 09:11	09/29/20 11:16	108-88-3	
1,2,3-Trichlorobenzene	**<6.4**	ug/kg	6.4	3.9	1	09/29/20 09:11	09/29/20 11:16	87-61-6	
1,2,4-Trichlorobenzene	**<6.4**	ug/kg	6.4	3.6	1	09/29/20 09:11	09/29/20 11:16	120-82-1	
1,1,1-Trichloroethane	**<6.4**	ug/kg	6.4	2.6	1	09/29/20 09:11	09/29/20 11:16	71-55-6	
1,1,2-Trichloroethane	**<6.4**	ug/kg	6.4	4.8	1	09/29/20 09:11	09/29/20 11:16	79-00-5	
Trichloroethene	**<6.4**	ug/kg	6.4	4.0	1	09/29/20 09:11	09/29/20 11:16	79-01-6	
Trichlorofluoromethane	**<6.4**	ug/kg	6.4	1.6	1	09/29/20 09:11	09/29/20 11:16	75-69-4	
1,2,3-Trichloropropane	**<6.4**	ug/kg	6.4	5.2	1	09/29/20 09:11	09/29/20 11:16	96-18-4	
1,2,4-Trimethylbenzene	**<6.4**	ug/kg	6.4	4.6	1	09/29/20 09:11	09/29/20 11:16	95-63-6	
1,3,5-Trimethylbenzene	**<6.4**	ug/kg	6.4	3.8	1	09/29/20 09:11	09/29/20 11:16	108-67-8	
Vinyl acetate	**<64.3**	ug/kg	64.3	5.6	1	09/29/20 09:11	09/29/20 11:16	108-05-4	
Vinyl chloride	**<12.9**	ug/kg	12.9	2.5	1	09/29/20 09:11	09/29/20 11:16	75-01-4	
Xylene (Total)	**<12.9**	ug/kg	12.9	3.7	1	09/29/20 09:11	09/29/20 11:16	1330-20-7	
m&p-Xylene	**<12.9**	ug/kg	12.9	9.9	1	09/29/20 09:11	09/29/20 11:16	179601-23-1	
o-Xylene	**<6.4**	ug/kg	6.4	3.7	1	09/29/20 09:11	09/29/20 11:16	95-47-6	

REPORT OF LABORATORY ANALYSIS

This report shall not be reproduced, except in full,
without the written consent of Pace Analytical Services, LLC.

Pace Analytical Services, LLC
9800 Kincey Ave. Suite 100
Huntersville, NC 28078
(704)875-9092

ANALYTICAL RESULTS

Project: 2020-L1-2448 Incident
Pace Project No.: 92497664

Sample: RW-37 (25-30) **Lab ID: 92497664002** Collected: 09/27/20 17:00 Received: 09/28/20 12:23 Matrix: Solid

Results reported on a "dry weight" basis and are adjusted for percent moisture, sample size and any dilutions.

Parameters	Results	Units	Report Limit	MDL	DF	Prepared	Analyzed	CAS No.	Qual
8260D/5035A/5030B Volatiles	Analytical Method: EPA 8260D Preparation Method: EPA 5035A/5030B Pace Analytical Services - Charlotte								
Surrogates									
Toluene-d8 (S)	101	%	70-130		1	09/29/20 09:11	09/29/20 11:16	2037-26-5	
4-Bromofluorobenzene (S)	102	%	70-130		1	09/29/20 09:11	09/29/20 11:16	460-00-4	
1,2-Dichloroethane-d4 (S)	107	%	70-132		1	09/29/20 09:11	09/29/20 11:16	17060-07-0	
Percent Moisture	Analytical Method: ASTM D2974-87 Pace Analytical Services - Charlotte								
Percent Moisture	**13.1**	%	0.10	0.10	1		09/28/20 15:20		
Total Solids 2540 G-2011	Analytical Method: SM 2540G Preparation Method: SM 2540 G Pace National - Mt. Juliet								
Total Solids	**86.9**	%			1	10/02/20 00:15	10/02/20 00:27		

REPORT OF LABORATORY ANALYSIS

This report shall not be reproduced, except in full,
without the written consent of Pace Analytical Services, LLC.

Pace Analytical Services, LLC
9800 Kincey Ave. Suite 100
Huntersville, NC 28078
(704)875-9092

QUALITY CONTROL DATA

Project: 2020-L1-2448 Incident
Pace Project No.: 92497664

QC Batch: 1551623
QC Batch Method: MADEPV
Analysis Method: MADEP VPH
Analysis Description: MADEPV
Laboratory: Pace National - Mt. Juliet
Associated Lab Samples: 92497664001, 92497664002

METHOD BLANK: R3578029-2 Matrix: Solid
Associated Lab Samples: 92497664001, 92497664002

Parameter	Units	Blank Result	Reporting Limit	MDL	Analyzed	Qualifiers
Aliphatic (C05-C08)	mg/kg	<5.00	5.00	1.67	09/30/20 05:00	
Aliphatic (C09-C12)	mg/kg	<5.00	5.00	1.67	09/30/20 05:00	
Aromatic (C09-C10),Unadjusted	mg/kg	1.72J	5.00	1.67	09/30/20 05:00	J
Total VPH	mg/kg	1.72J	5.00	1.67	09/30/20 05:00	J
2,5-Dibromotoluene (FID)	%	83.1	70.0-130		09/30/20 05:00	
2,5-Dibromotoluene (PID)	%	87.8	70.0-130		09/30/20 05:00	

LABORATORY CONTROL SAMPLE & LCSD: R3578029-1 R3578029-3

Parameter	Units	Spike Conc.	LCS Result	LCSD Result	LCS % Rec	LCSD % Rec	% Rec Limits	RPD	Max RPD	Qualifiers
Aliphatic (C05-C08)	mg/kg	60.0	60.1	56.6	100	94.3	70.0-130	6.00	25	
Aliphatic (C09-C12)	mg/kg	70.0	64.1	59.7	91.6	85.3	70.0-130	7.11	25	
Aromatic (C09-C10),Unadjusted	mg/kg	10.0	9.70	9.29	97.0	92.9	70.0-130	4.32	25	
Total VPH	mg/kg	140	134	126	95.7	90.0	70.0-130	6.15	25	
2,5-Dibromotoluene (FID)	%				90.2	84.4	70.0-130			
2,5-Dibromotoluene (PID)	%				96.3	87.2	70.0-130			

MATRIX SPIKE & MATRIX SPIKE DUPLICATE: R3578029-4 R3578029-5

Parameter	Units	L1266633-12 Result	MS Spike Conc.	MSD Spike Conc.	MS Result	MSD Result	MS % Rec	MSD % Rec	% Rec Limits	RPD	Max RPD	Qual
Aliphatic (C05-C08)	mg/kg	ND	104	104	83.6	107	52.8	67.8	70.0-130	24.9	25	ML
Aliphatic (C09-C12)	mg/kg	ND	121	121	84.5	114	45.9	62.1	70.0-130	30.0	25	ML,R1
Aromatic (C09-C10),Unadjusted	mg/kg	4.75	17.3	17.3	14.8	18.9	38.1	53.6	70.0-130	24.3	25	ML
Total VPH	mg/kg	ND	242	242	183	241	49.6	65.3	70.0-130	27.3	25	ML,R1
2,5-Dibromotoluene (FID)	%						89.7	90.3	70.0-130			
2,5-Dibromotoluene (PID)	%						95.4	96.0	70.0-130			

Results presented on this page are in the units indicated by the "Units" column except where an alternate unit is presented to the right of the result.

REPORT OF LABORATORY ANALYSIS

This report shall not be reproduced, except in full,
without the written consent of Pace Analytical Services, LLC.

Pace Analytical Services, LLC
9800 Kincey Ave. Suite 100
Huntersville, NC 28078
(704)875-9092

QUALITY CONTROL DATA

Project: 2020-L1-2448 Incident
Pace Project No.: 92497664

QC Batch: 569574
QC Batch Method: EPA 5035A/5030B
Analysis Method: EPA 8260D
Analysis Description: 8260D 5035A 5030B
Laboratory: Pace Analytical Services - Charlotte
Associated Lab Samples: 92497664001, 92497664002

METHOD BLANK: 3017552 Matrix: Solid
Associated Lab Samples: 92497664001, 92497664002

Parameter	Units	Blank Result	Reporting Limit	MDL	Analyzed	Qualifiers
1,1,1,2-Tetrachloroethane	ug/kg	<5.0	5.0	3.3	09/29/20 10:05	
1,1,1-Trichloroethane	ug/kg	<5.0	5.0	2.0	09/29/20 10:05	
1,1,2,2-Tetrachloroethane	ug/kg	<5.0	5.0	4.4	09/29/20 10:05	
1,1,2-Trichloroethane	ug/kg	<5.0	5.0	3.7	09/29/20 10:05	
1,1-Dichloroethane	ug/kg	<5.0	5.0	2.2	09/29/20 10:05	
1,1-Dichloroethene	ug/kg	<5.0	5.0	1.6	09/29/20 10:05	
1,1-Dichloropropene	ug/kg	<5.0	5.0	2.4	09/29/20 10:05	
1,2,3-Trichlorobenzene	ug/kg	<5.0	5.0	3.1	09/29/20 10:05	
1,2,3-Trichloropropane	ug/kg	<5.0	5.0	4.1	09/29/20 10:05	
1,2,4-Trichlorobenzene	ug/kg	<5.0	5.0	2.8	09/29/20 10:05	
1,2,4-Trimethylbenzene	ug/kg	<5.0	5.0	3.6	09/29/20 10:05	
1,2-Dibromo-3-chloropropane	ug/kg	<5.0	5.0	4.6	09/29/20 10:05	
1,2-Dibromoethane (EDB)	ug/kg	<5.0	5.0	3.5	09/29/20 10:05	
1,2-Dichlorobenzene	ug/kg	<5.0	5.0	3.0	09/29/20 10:05	
1,2-Dichloroethane	ug/kg	<5.0	5.0	2.0	09/29/20 10:05	
1,2-Dichloropropane	ug/kg	<5.0	5.0	3.1	09/29/20 10:05	
1,3,5-Trimethylbenzene	ug/kg	<5.0	5.0	3.0	09/29/20 10:05	
1,3-Dichlorobenzene	ug/kg	<5.0	5.0	4.1	09/29/20 10:05	
1,3-Dichloropropane	ug/kg	<5.0	5.0	3.5	09/29/20 10:05	
1,4-Dichlorobenzene	ug/kg	<5.0	5.0	3.8	09/29/20 10:05	
2,2-Dichloropropane	ug/kg	<5.0	5.0	2.8	09/29/20 10:05	
2-Butanone (MEK)	ug/kg	<100	100	42.4	09/29/20 10:05	
2-Chlorotoluene	ug/kg	<5.0	5.0	3.6	09/29/20 10:05	
2-Hexanone	ug/kg	<50.0	50.0	9.9	09/29/20 10:05	
4-Chlorotoluene	ug/kg	<5.0	5.0	3.2	09/29/20 10:05	
4-Methyl-2-pentanone (MIBK)	ug/kg	<50.0	50.0	42.3	09/29/20 10:05	
Acetone	ug/kg	<100	100	37.3	09/29/20 10:05	
Benzene	ug/kg	<5.0	5.0	3.5	09/29/20 10:05	
Bromobenzene	ug/kg	<5.0	5.0	3.4	09/29/20 10:05	
Bromochloromethane	ug/kg	<5.0	5.0	3.8	09/29/20 10:05	
Bromodichloromethane	ug/kg	<5.0	5.0	3.3	09/29/20 10:05	
Bromoform	ug/kg	<5.0	5.0	2.7	09/29/20 10:05	
Bromomethane	ug/kg	<10.0	10.0	7.9	09/29/20 10:05	
Carbon tetrachloride	ug/kg	<5.0	5.0	2.2	09/29/20 10:05	
Chlorobenzene	ug/kg	<5.0	5.0	3.2	09/29/20 10:05	
Chloroethane	ug/kg	<10.0	10.0	5.3	09/29/20 10:05	IK
Chloroform	ug/kg	<5.0	5.0	2.5	09/29/20 10:05	
Chloromethane	ug/kg	<10.0	10.0	7.0	09/29/20 10:05	
cis-1,2-Dichloroethene	ug/kg	<5.0	5.0	2.9	09/29/20 10:05	
cis-1,3-Dichloropropene	ug/kg	<5.0	5.0	3.2	09/29/20 10:05	

Results presented on this page are in the units indicated by the "Units" column except where an alternate unit is presented to the right of the result.

REPORT OF LABORATORY ANALYSIS

This report shall not be reproduced, except in full,
without the written consent of Pace Analytical Services, LLC.

Pace Analytical Services, LLC
9800 Kincey Ave. Suite 100
Huntersville, NC 28078
(704)875-9092

QUALITY CONTROL DATA

Project: 2020-L1-2448 Incident
Pace Project No.: 92497664

METHOD BLANK: 3017552 Matrix: Solid
Associated Lab Samples: 92497664001, 92497664002

Parameter	Units	Blank Result	Reporting Limit	MDL	Analyzed	Qualifiers
Dibromochloromethane	ug/kg	<5.0	5.0	2.7	09/29/20 10:05	
Dibromomethane	ug/kg	<5.0	5.0	2.5	09/29/20 10:05	
Dichlorodifluoromethane	ug/kg	<10.0	10.0	1.7	09/29/20 10:05	
Diisopropyl ether	ug/kg	<5.0	5.0	2.0	09/29/20 10:05	
Ethylbenzene	ug/kg	<5.0	5.0	4.7	09/29/20 10:05	
Hexachloro-1,3-butadiene	ug/kg	<5.0	5.0	4.7	09/29/20 10:05	
Isopropylbenzene (Cumene)	ug/kg	<5.0	5.0	3.2	09/29/20 10:05	
m&p-Xylene	ug/kg	<10.0	10.0	7.7	09/29/20 10:05	
Methyl-tert-butyl ether	ug/kg	<5.0	5.0	3.2	09/29/20 10:05	
Methylene Chloride	ug/kg	<20.0	20.0	7.4	09/29/20 10:05	
n-Butylbenzene	ug/kg	<5.0	5.0	2.7	09/29/20 10:05	
n-Propylbenzene	ug/kg	<5.0	5.0	3.4	09/29/20 10:05	
Naphthalene	ug/kg	<5.0	5.0	2.8	09/29/20 10:05	
o-Xylene	ug/kg	<5.0	5.0	2.8	09/29/20 10:05	
p-Isopropyltoluene	ug/kg	<5.0	5.0	2.8	09/29/20 10:05	
sec-Butylbenzene	ug/kg	<5.0	5.0	3.2	09/29/20 10:05	
Styrene	ug/kg	<5.0	5.0	2.4	09/29/20 10:05	
tert-Butylbenzene	ug/kg	<5.0	5.0	2.7	09/29/20 10:05	
Tetrachloroethene	ug/kg	<5.0	5.0	2.5	09/29/20 10:05	
Toluene	ug/kg	<5.0	5.0	2.9	09/29/20 10:05	
trans-1,2-Dichloroethene	ug/kg	<5.0	5.0	2.2	09/29/20 10:05	
trans-1,3-Dichloropropene	ug/kg	<5.0	5.0	4.2	09/29/20 10:05	
Trichloroethene	ug/kg	<5.0	5.0	3.1	09/29/20 10:05	
Trichlorofluoromethane	ug/kg	<5.0	5.0	1.2	09/29/20 10:05	
Vinyl acetate	ug/kg	<50.0	50.0	4.3	09/29/20 10:05	
Vinyl chloride	ug/kg	<10.0	10.0	1.9	09/29/20 10:05	
Xylene (Total)	ug/kg	<10.0	10.0	2.8	09/29/20 10:05	
1,2-Dichloroethane-d4 (S)	%	109	70-132		09/29/20 10:05	
4-Bromofluorobenzene (S)	%	97	70-130		09/29/20 10:05	
Toluene-d8 (S)	%	101	70-130		09/29/20 10:05	

LABORATORY CONTROL SAMPLE: 3017553

Parameter	Units	Spike Conc.	LCS Result	LCS % Rec	% Rec Limits	Qualifiers
1,1,1,2-Tetrachloroethane	ug/kg	1250	1350	108	70-130	
1,1,1-Trichloroethane	ug/kg	1250	1400	112	70-130	
1,1,2,2-Tetrachloroethane	ug/kg	1250	1300	104	55-130	
1,1,2-Trichloroethane	ug/kg	1250	1310	105	70-130	
1,1-Dichloroethane	ug/kg	1250	1340	107	68-130	
1,1-Dichloroethene	ug/kg	1250	1400	112	70-130	
1,1-Dichloropropene	ug/kg	1250	1190	96	70-130	
1,2,3-Trichlorobenzene	ug/kg	1250	1300	104	70-130	
1,2,3-Trichloropropane	ug/kg	1250	1270	101	70-130	
1,2,4-Trichlorobenzene	ug/kg	1250	1340	107	70-130	

Results presented on this page are in the units indicated by the "Units" column except where an alternate unit is presented to the right of the result.

REPORT OF LABORATORY ANALYSIS

This report shall not be reproduced, except in full,
without the written consent of Pace Analytical Services, LLC.

Pace Analytical Services, LLC
9800 Kincey Ave. Suite 100
Huntersville, NC 28078
(704)875-9092

QUALITY CONTROL DATA

Project: 2020-L1-2448 Incident
Pace Project No.: 92497664

LABORATORY CONTROL SAMPLE: 3017553

Parameter	Units	Spike Conc.	LCS Result	LCS % Rec	% Rec Limits	Qualifiers
1,2,4-Trimethylbenzene	ug/kg	1250	1260	101	69-130	
1,2-Dibromo-3-chloropropane	ug/kg	1250	1350	108	57-141	
1,2-Dibromoethane (EDB)	ug/kg	1250	1350	108	70-130	
1,2-Dichlorobenzene	ug/kg	1250	1310	105	70-130	
1,2-Dichloroethane	ug/kg	1250	1170	93	70-130	
1,2-Dichloropropane	ug/kg	1250	1260	101	70-130	
1,3,5-Trimethylbenzene	ug/kg	1250	1340	108	70-130	
1,3-Dichlorobenzene	ug/kg	1250	1290	104	70-130	
1,3-Dichloropropane	ug/kg	1250	1310	105	70-130	
1,4-Dichlorobenzene	ug/kg	1250	1280	102	70-130	
2,2-Dichloropropane	ug/kg	1250	1420	114	70-130	
2-Butanone (MEK)	ug/kg	2500	2530	101	60-130	
2-Chlorotoluene	ug/kg	1250	1370	109	70-130	
2-Hexanone	ug/kg	2500	2540	101	70-132	
4-Chlorotoluene	ug/kg	1250	1290	103	70-130	
4-Methyl-2-pentanone (MIBK)	ug/kg	2500	2530	101	69-130	
Acetone	ug/kg	2500	2490	99	49-148	
Benzene	ug/kg	1250	1280	102	70-130	
Bromobenzene	ug/kg	1250	1290	103	70-130	
Bromochloromethane	ug/kg	1250	1350	108	70-130	
Bromodichloromethane	ug/kg	1250	1220	98	70-130	
Bromoform	ug/kg	1250	1330	106	68-136	
Bromomethane	ug/kg	1250	1130	90	60-140	
Carbon tetrachloride	ug/kg	1250	1220	98	70-130	
Chlorobenzene	ug/kg	1250	1270	102	70-130	
Chloroethane	ug/kg	1250	1230	98	51-147	IK
Chloroform	ug/kg	1250	1310	105	70-130	
Chloromethane	ug/kg	1250	994	80	48-130	
cis-1,2-Dichloroethene	ug/kg	1250	1360	109	70-130	
cis-1,3-Dichloropropene	ug/kg	1250	1380	110	70-130	
Dibromochloromethane	ug/kg	1250	1380	110	70-130	
Dibromomethane	ug/kg	1250	1310	105	70-130	
Dichlorodifluoromethane	ug/kg	1250	1200	96	49-130	
Diisopropyl ether	ug/kg	1250	1280	103	66-130	
Ethylbenzene	ug/kg	1250	1240	99	70-130	
Hexachloro-1,3-butadiene	ug/kg	1250	1420	113	70-130	
Isopropylbenzene (Cumene)	ug/kg	1250	1350	108	70-130	
m&p-Xylene	ug/kg	2500	2640	106	70-130	
Methyl-tert-butyl ether	ug/kg	1250	1300	104	70-130	
Methylene Chloride	ug/kg	1250	1210	97	50-137	
n-Butylbenzene	ug/kg	1250	1320	106	70-130	
n-Propylbenzene	ug/kg	1250	1320	105	70-130	
Naphthalene	ug/kg	1250	1320	106	70-131	
o-Xylene	ug/kg	1250	1270	102	70-130	
p-Isopropyltoluene	ug/kg	1250	1330	106	70-130	
sec-Butylbenzene	ug/kg	1250	1340	107	70-130	
Styrene	ug/kg	1250	1370	109	70-130	

Results presented on this page are in the units indicated by the "Units" column except where an alternate unit is presented to the right of the result.

REPORT OF LABORATORY ANALYSIS

This report shall not be reproduced, except in full,
without the written consent of Pace Analytical Services, LLC.

Pace Analytical Services, LLC
9800 Kincey Ave. Suite 100
Huntersville, NC 28078
(704)875-9092

QUALITY CONTROL DATA

Project: 2020-L1-2448 Incident
Pace Project No.: 92497664

LABORATORY CONTROL SAMPLE: 3017553

Parameter	Units	Spike Conc.	LCS Result	LCS % Rec	% Rec Limits	Qualifiers
tert-Butylbenzene	ug/kg	1250	1320	105	69-130	
Tetrachloroethene	ug/kg	1250	1360	109	56-130	
Toluene	ug/kg	1250	1250	100	70-130	
trans-1,2-Dichloroethene	ug/kg	1250	1360	109	70-130	
trans-1,3-Dichloropropene	ug/kg	1250	1330	106	70-130	
Trichloroethene	ug/kg	1250	1240	99	70-141	
Trichlorofluoromethane	ug/kg	1250	1260	101	67-130	
Vinyl acetate	ug/kg	2500	2830	113	10-136	
Vinyl chloride	ug/kg	1250	1100	88	67-130	
Xylene (Total)	ug/kg	3750	3920	104	70-130	
1,2-Dichloroethane-d4 (S)	%			97	70-132	
4-Bromofluorobenzene (S)	%			102	70-130	
Toluene-d8 (S)	%			100	70-130	

MATRIX SPIKE SAMPLE: 3017555

Parameter	Units	92497664002 Result	Spike Conc.	MS Result	MS % Rec	% Rec Limits	Qualifiers
1,1,1,2-Tetrachloroethane	ug/kg	<6.4	643	712	111	52-133	
1,1,1-Trichloroethane	ug/kg	<6.4	643	719	112	49-137	
1,1,2,2-Tetrachloroethane	ug/kg	<6.4	643	684	106	39-150	
1,1,2-Trichloroethane	ug/kg	<6.4	643	730	114	48-140	
1,1-Dichloroethane	ug/kg	<6.4	643	703	109	46-135	
1,1-Dichloroethene	ug/kg	<6.4	643	408	63	38-149	
1,1-Dichloropropene	ug/kg	<6.4	643	657	102	41-140	
1,2,3-Trichlorobenzene	ug/kg	<6.4	643	432	67	10-158	
1,2,3-Trichloropropane	ug/kg	<6.4	643	657	102	33-157	
1,2,4-Trichlorobenzene	ug/kg	<6.4	643	647	101	10-155	
1,2,4-Trimethylbenzene	ug/kg	<6.4	643	717	112	24-154	
1,2-Dibromo-3-chloropropane	ug/kg	<6.4	643	418	65	33-158	
1,2-Dibromoethane (EDB)	ug/kg	<6.4	643	713	111	40-136	
1,2-Dichlorobenzene	ug/kg	<6.4	643	719	112	27-146	
1,2-Dichloroethane	ug/kg	<6.4	643	650	101	49-140	
1,2-Dichloropropane	ug/kg	<6.4	643	703	109	44-143	
1,3,5-Trimethylbenzene	ug/kg	<6.4	643	744	116	40-144	
1,3-Dichlorobenzene	ug/kg	<6.4	643	730	114	33-140	
1,3-Dichloropropane	ug/kg	<6.4	643	726	113	47-147	
1,4-Dichlorobenzene	ug/kg	<6.4	643	694	108	35-139	
2,2-Dichloropropane	ug/kg	<6.4	643	614	96	41-140	
2-Butanone (MEK)	ug/kg	<129	1290	764	59	10-181	
2-Chlorotoluene	ug/kg	<6.4	643	751	117	38-147	
2-Hexanone	ug/kg	<64.3	1290	691	54	18-169	
4-Chlorotoluene	ug/kg	<6.4	643	719	112	36-145	
4-Methyl-2-pentanone (MIBK)	ug/kg	<64.3	1290	595	46	16-175	
Acetone	ug/kg	<129	1290	680	53	10-200	
Benzene	ug/kg	<6.4	643	716	111	46-136	

Results presented on this page are in the units indicated by the "Units" column except where an alternate unit is presented to the right of the result.

REPORT OF LABORATORY ANALYSIS

This report shall not be reproduced, except in full,
without the written consent of Pace Analytical Services, LLC.

Pace Analytical Services, LLC
9800 Kincey Ave. Suite 100
Huntersville, NC 28078
(704)875-9092

QUALITY CONTROL DATA

Project: 2020-L1-2448 Incident
Pace Project No.: 92497664

MATRIX SPIKE SAMPLE: 3017555

Parameter	Units	92497664002 Result	Spike Conc.	MS Result	MS % Rec	% Rec Limits	Qualifiers
Bromobenzene	ug/kg	<6.4	643	702	109	38-149	
Bromochloromethane	ug/kg	<6.4	643	730	114	44-142	
Bromodichloromethane	ug/kg	<6.4	643	632	98	41-140	
Bromoform	ug/kg	<6.4	643	626	97	34-145	
Bromomethane	ug/kg	<12.9	643	494	77	14-162	
Carbon tetrachloride	ug/kg	<6.4	643	573	89	44-141	
Chlorobenzene	ug/kg	<6.4	643	712	111	39-141	
Chloroethane	ug/kg	<12.9	643	190	30	10-182	IK
Chloroform	ug/kg	<6.4	643	707	110	45-140	
Chloromethane	ug/kg	<12.9	643	585	91	19-149	
cis-1,2-Dichloroethene	ug/kg	<6.4	643	713	111	38-150	
cis-1,3-Dichloropropene	ug/kg	<6.4	643	726	113	30-144	
Dibromochloromethane	ug/kg	<6.4	643	668	104	36-145	
Dibromomethane	ug/kg	<6.4	643	706	110	41-145	
Dichlorodifluoromethane	ug/kg	<12.9	643	696	108	16-146	
Diisopropyl ether	ug/kg	<6.4	643	675	105	41-143	
Ethylbenzene	ug/kg	<6.4	643	692	108	35-144	
Hexachloro-1,3-butadiene	ug/kg	<6.4	643	832	130	10-160	
Isopropylbenzene (Cumene)	ug/kg	<6.4	643	769	120	30-152	
m&p-Xylene	ug/kg	<12.9	1290	1480	115	33-145	
Methyl-tert-butyl ether	ug/kg	<6.4	643	684	106	49-140	
Methylene Chloride	ug/kg	<25.7	643	658	102	10-174	
n-Butylbenzene	ug/kg	<6.4	643	745	116	10-160	
n-Propylbenzene	ug/kg	<6.4	643	752	117	24-159	
Naphthalene	ug/kg	<6.4	643	337	52	10-171	
o-Xylene	ug/kg	<6.4	643	721	112	31-150	
p-Isopropyltoluene	ug/kg	<6.4	643	739	115	21-154	
sec-Butylbenzene	ug/kg	<6.4	643	778	121	19-159	
Styrene	ug/kg	<6.4	643	762	119	15-152	
tert-Butylbenzene	ug/kg	<6.4	643	556	87	31-141	
Tetrachloroethene	ug/kg	<6.4	643	702	109	19-141	
Toluene	ug/kg	<6.4	643	718	112	31-146	
trans-1,2-Dichloroethene	ug/kg	<6.4	643	707	110	28-157	
trans-1,3-Dichloropropene	ug/kg	<6.4	643	679	106	25-146	
Trichloroethene	ug/kg	<6.4	643	698	109	34-149	
Trichlorofluoromethane	ug/kg	<6.4	643	160	25	10-167	
Vinyl acetate	ug/kg	<64.3	1290	1340	104	10-200	
Vinyl chloride	ug/kg	<12.9	643	652	101	36-155	
Xylene (Total)	ug/kg	<12.9	1930	2200	114	29-148	
1,2-Dichloroethane-d4 (S)	%				110	70-132	
4-Bromofluorobenzene (S)	%				101	70-130	
Toluene-d8 (S)	%				99	70-130	

Results presented on this page are in the units indicated by the "Units" column except where an alternate unit is presented to the right of the result.

REPORT OF LABORATORY ANALYSIS

This report shall not be reproduced, except in full,
without the written consent of Pace Analytical Services, LLC.

Pace Analytical Services, LLC
9800 Kincey Ave. Suite 100
Huntersville, NC 28078
(704)875-9092

QUALITY CONTROL DATA

Project: 2020-L1-2448 Incident
Pace Project No.: 92497664

SAMPLE DUPLICATE: 3017554

Parameter	Units	92497664001 Result	Dup Result	RPD	Max RPD	Qualifiers
1,1,1,2-Tetrachloroethane	ug/kg	<7.3	<7.3		30	
1,1,1-Trichloroethane	ug/kg	<7.3	<7.3		30	
1,1,2,2-Tetrachloroethane	ug/kg	<7.3	<7.3		30	
1,1,2-Trichloroethane	ug/kg	<7.3	<7.3		30	
1,1-Dichloroethane	ug/kg	<7.3	<7.3		30	
1,1-Dichloroethene	ug/kg	<7.3	<7.3		30	
1,1-Dichloropropene	ug/kg	<7.3	<7.3		30	
1,2,3-Trichlorobenzene	ug/kg	<7.3	<7.3		30	
1,2,3-Trichloropropane	ug/kg	<7.3	<7.3		30	
1,2,4-Trichlorobenzene	ug/kg	<7.3	<7.3		30	
1,2,4-Trimethylbenzene	ug/kg	<7.3	<7.3		30	
1,2-Dibromo-3-chloropropane	ug/kg	<7.3	<7.3		30	
1,2-Dibromoethane (EDB)	ug/kg	<7.3	<7.3		30	
1,2-Dichlorobenzene	ug/kg	<7.3	<7.3		30	
1,2-Dichloroethane	ug/kg	<7.3	<7.3		30	
1,2-Dichloropropane	ug/kg	<7.3	<7.3		30	
1,3,5-Trimethylbenzene	ug/kg	<7.3	<7.3		30	
1,3-Dichlorobenzene	ug/kg	<7.3	<7.3		30	
1,3-Dichloropropane	ug/kg	<7.3	<7.3		30	
1,4-Dichlorobenzene	ug/kg	<7.3	<7.3		30	
2,2-Dichloropropane	ug/kg	<7.3	<7.3		30	
2-Butanone (MEK)	ug/kg	<146	<146		30	
2-Chlorotoluene	ug/kg	<7.3	<7.3		30	
2-Hexanone	ug/kg	<72.8	<72.8		30	
4-Chlorotoluene	ug/kg	<7.3	<7.3		30	
4-Methyl-2-pentanone (MIBK)	ug/kg	<72.8	<72.8		30	
Acetone	ug/kg	<146	<146		30	
Benzene	ug/kg	<7.3	<7.3		30	
Bromobenzene	ug/kg	<7.3	<7.3		30	
Bromochloromethane	ug/kg	<7.3	<7.3		30	
Bromodichloromethane	ug/kg	<7.3	<7.3		30	
Bromoform	ug/kg	<7.3	<7.3		30	
Bromomethane	ug/kg	<14.6	<14.6		30	
Carbon tetrachloride	ug/kg	<7.3	<7.3		30	
Chlorobenzene	ug/kg	<7.3	<7.3		30	
Chloroethane	ug/kg	<14.6	<14.6		30	IK
Chloroform	ug/kg	<7.3	<7.3		30	
Chloromethane	ug/kg	<14.6	<14.6		30	
cis-1,2-Dichloroethene	ug/kg	<7.3	<7.3		30	
cis-1,3-Dichloropropene	ug/kg	<7.3	<7.3		30	
Dibromochloromethane	ug/kg	<7.3	<7.3		30	
Dibromomethane	ug/kg	<7.3	<7.3		30	
Dichlorodifluoromethane	ug/kg	<14.6	<14.6		30	
Diisopropyl ether	ug/kg	<7.3	<7.3		30	
Ethylbenzene	ug/kg	<7.3	<7.3		30	
Hexachloro-1,3-butadiene	ug/kg	<7.3	<7.3		30	
Isopropylbenzene (Cumene)	ug/kg	<7.3	<7.3		30	

Results presented on this page are in the units indicated by the "Units" column except where an alternate unit is presented to the right of the result.

REPORT OF LABORATORY ANALYSIS

This report shall not be reproduced, except in full,
without the written consent of Pace Analytical Services, LLC.

Pace Analytical Services, LLC
9800 Kincey Ave. Suite 100
Huntersville, NC 28078
(704)875-9092

QUALITY CONTROL DATA

Project: 2020-L1-2448 Incident
Pace Project No.: 92497664

SAMPLE DUPLICATE: 3017554

Parameter	Units	92497664001 Result	Dup Result	RPD	Max RPD	Qualifiers
m&p-Xylene	ug/kg	<14.6	<14.6		30	
Methyl-tert-butyl ether	ug/kg	<7.3	<7.3		30	
Methylene Chloride	ug/kg	<29.1	<29.1		30	
n-Butylbenzene	ug/kg	<7.3	<7.3		30	
n-Propylbenzene	ug/kg	<7.3	<7.3		30	
Naphthalene	ug/kg	<7.3	<7.3		30	
o-Xylene	ug/kg	<7.3	<7.3		30	
p-Isopropyltoluene	ug/kg	<7.3	<7.3		30	
sec-Butylbenzene	ug/kg	<7.3	<7.3		30	
Styrene	ug/kg	<7.3	<7.3		30	
tert-Butylbenzene	ug/kg	<7.3	<7.3		30	
Tetrachloroethene	ug/kg	<7.3	<7.3		30	
Toluene	ug/kg	<7.3	<7.3		30	
trans-1,2-Dichloroethene	ug/kg	<7.3	<7.3		30	
trans-1,3-Dichloropropene	ug/kg	<7.3	<7.3		30	
Trichloroethene	ug/kg	<7.3	<7.3		30	
Trichlorofluoromethane	ug/kg	<7.3	<7.3		30	
Vinyl acetate	ug/kg	<72.8	<72.8		30	
Vinyl chloride	ug/kg	<14.6	<14.6		30	
Xylene (Total)	ug/kg	<14.6	<14.6		30	
1,2-Dichloroethane-d4 (S)	%	111	110			
4-Bromofluorobenzene (S)	%	102	102			
Toluene-d8 (S)	%	99	99			

Results presented on this page are in the units indicated by the "Units" column except where an alternate unit is presented to the right of the result.

REPORT OF LABORATORY ANALYSIS

This report shall not be reproduced, except in full,
without the written consent of Pace Analytical Services, LLC.

Pace Analytical Services, LLC
9800 Kincey Ave. Suite 100
Huntersville, NC 28078
(704)875-9092

QUALITY CONTROL DATA

Project: 2020-L1-2448 Incident
Pace Project No.: 92497664

QC Batch: 569447
QC Batch Method: ASTM D2974-87
Analysis Method: ASTM D2974-87
Analysis Description: Dry Weight/Percent Moisture
Laboratory: Pace Analytical Services - Charlotte
Associated Lab Samples: 92497664001, 92497664002

SAMPLE DUPLICATE: 3017113

Parameter	Units	92497663001 Result	Dup Result	RPD	Max RPD	Qualifiers
Percent Moisture	%	94.0	94.0	0	25	

SAMPLE DUPLICATE: 3017117

Parameter	Units	92497366001 Result	Dup Result	RPD	Max RPD	Qualifiers
Percent Moisture	%	89.5	89.5	0	25	

Results presented on this page are in the units indicated by the "Units" column except where an alternate unit is presented to the right of the result.

REPORT OF LABORATORY ANALYSIS

This report shall not be reproduced, except in full,
without the written consent of Pace Analytical Services, LLC.

Pace Analytical Services, LLC
9800 Kincey Ave. Suite 100
Huntersville, NC 28078
(704)875-9092

QUALITY CONTROL DATA

Project: 2020-L1-2448 Incident
Pace Project No.: 92497664

QC Batch: 1552511
QC Batch Method: SM 2540 G
Analysis Method: SM 2540G
Analysis Description: Total Solids 2540 G-2011
Laboratory: Pace National - Mt. Juliet
Associated Lab Samples: 92497664001, 92497664002

METHOD BLANK: R3577102-1 Matrix: Solid
Associated Lab Samples: 92497664001, 92497664002

Parameter	Units	Blank Result	Reporting Limit	MDL	Analyzed	Qualifiers
Total Solids	%	0.00500			10/02/20 00:27	

LABORATORY CONTROL SAMPLE: R3577102-2

Parameter	Units	Spike Conc.	LCS Result	LCS % Rec	% Rec Limits	Qualifiers
Total Solids	%	50.0	50.0	100	85.0-115	

SAMPLE DUPLICATE: R3577102-3

Parameter	Units	L1267676-24 Result	Dup Result	RPD	Max RPD	Qualifiers
Total Solids	%	96.0	95.6	0.418	10	

Results presented on this page are in the units indicated by the "Units" column except where an alternate unit is presented to the right of the result.

REPORT OF LABORATORY ANALYSIS

This report shall not be reproduced, except in full,
without the written consent of Pace Analytical Services, LLC.

Pace Analytical Services, LLC
9800 Kincey Ave. Suite 100
Huntersville, NC 28078
(704)875-9092

QUALIFIERS

Project: 2020-L1-2448 Incident
Pace Project No.: 92497664

DEFINITIONS

DF - Dilution Factor, if reported, represents the factor applied to the reported data due to dilution of the sample aliquot.

ND - Not Detected at or above adjusted reporting limit.

TNTC - Too Numerous To Count

J - Estimated concentration above the adjusted method detection limit and below the adjusted reporting limit.

MDL - Adjusted Method Detection Limit.

PQL - Practical Quantitation Limit.

RL - Reporting Limit - The lowest concentration value that meets project requirements for quantitative data with known precision and bias for a specific analyte in a specific matrix.

S - Surrogate

1,2-Diphenylhydrazine decomposes to and cannot be separated from Azobenzene using Method 8270. The result for each analyte is a combined concentration.

Consistent with EPA guidelines, unrounded data are displayed and have been used to calculate % recovery and RPD values.

LCS(D) - Laboratory Control Sample (Duplicate)

MS(D) - Matrix Spike (Duplicate)

DUP - Sample Duplicate

RPD - Relative Percent Difference

NC - Not Calculable.

SG - Silica Gel - Clean-Up

U - Indicates the compound was analyzed for, but not detected.

Acid preservation may not be appropriate for 2 Chloroethylvinyl ether.

A separate vial preserved to a pH of 4-5 is recommended in SW846 Chapter 4 for the analysis of Acrolein and Acrylonitrile by EPA Method 8260.

N-Nitrosodiphenylamine decomposes and cannot be separated from Diphenylamine using Method 8270. The result reported for each analyte is a combined concentration.

Pace Analytical is TNI accredited. Contact your Pace PM for the current list of accredited analytes.

TNI - The NELAC Institute.

ANALYTE QUALIFIERS

B	Analyte was detected in the associated method blank.
IK	The recalculated concentration of the calibration standard(s) did not meet method acceptance criteria; this result should be considered an estimated value.
J	Analyte detected below the reporting limit, therefore result is an estimate. This qualifier is also used for all TICs.
ML	Matrix spike recovery and/or matrix spike duplicate recovery was below laboratory control limits. Result may be biased low.
R1	RPD value was outside control limits.

This report shall not be reproduced, except in full,
without the written consent of Pace Analytical Services, LLC.

Pace Analytical Services, LLC
9800 Kincey Ave. Suite 100
Huntersville, NC 28078
(704)875-9092

QUALITY CONTROL DATA CROSS REFERENCE TABLE

Project: 2020-L1-2448 Incident
Pace Project No.: 92497664

Lab ID	Sample ID	QC Batch Method	QC Batch	Analytical Method	Analytical Batch
92497664001	**RW-36 (22.5-25)**	MADEPV	1551623	MADEP VPH	1551623
92497664002	**RW-37 (25-30)**	MADEPV	1551623	MADEP VPH	1551623
92497664001	**RW-36 (22.5-25)**	EPA 5035A/5030B	569574	EPA 8260D	569611
92497664002	**RW-37 (25-30)**	EPA 5035A/5030B	569574	EPA 8260D	569611
92497664001	**RW-36 (22.5-25)**	ASTM D2974-87	569447		
92497664002	**RW-37 (25-30)**	ASTM D2974-87	569447		
92497664001	**RW-36 (22.5-25)**	SM 2540 G	1552511	SM 2540G	1552511
92497664002	**RW-37 (25-30)**	SM 2540 G	1552511	SM 2540G	1552511

This report shall not be reproduced, except in full,
without the written consent of Pace Analytical Services, LLC.

CHAIN-OF-CUSTODY Analytical Request Document

Pace Analytical

Chain-of-Custody is a LEGAL DOCUMENT - Complete all relevent fields

LAB USE ONLY- Affix W

WO# : 92497664

92497664

ALL SH

Container Preservative

** Preservative Types: (1) nitric acid, (2) sulfuric acid, (3) hydrochloric acid, (4) sodium hydroxide, (5) zinc acetate, (6) methanol, (7) sodium bisulfate, (8) sodium thiosulfate, (9) hexane, (A) ascorbic acid, (B) ammonium sulfate, (C) ammonium hydroxide, (D) TSP, (U) Unpreserved, (O) Other _____

Company: Apex Companies, LLC

Billing Information:

Address: 5720 Northwoods Business Pkwy

Report To: Andrew Street

Email To: Emily Little / Amanda Peltonich

Copy To: Tom Naumann

Site Collection Info/Address:

Customer Project Name/Number: 2020-LI-2448 Release

State: NC County/City: Huntersville Time Zone Collected: [ ] PT [ ] MT [ ] CT [ ] ET

Phone:
Email:

Site/Facility ID #:

Compliance Monitoring? [ ] Yes [ ] No

Collected By (print): Andrew Street

Collected By (signature):

Purchase Order #:
Quote #:

DW PWS ID #:
DW Location Code:

Turnaround Date Required:

Immediately Packed on Ice: [X] Yes [ ] No

Sample Disposal: [ ] Dispose as appropriate [ ] Return [ ] Archive: _____ [ ] Hold: _____

Rush: [ ] Same Day [ ] Next Day [ ] 2 Day [ ] 3 Day [ ] 4 Day [X] 5 Day (Expedite Charges Apply)

Field Filtered (if applicable): [ ] Yes [ ] No

Analysis: _____

* Matrix Codes (Insert in Matrix box below): Drinking Water (DW), Ground Water (GW), Wastewater (WW), Product (P), Soil/Solid (SL), Oil (OL), Wipe (WP), Air (AR), Tissue (TS), Bioassay (B), Vapor (V), Other (OT)

Analyses: 8260B VOCs; MADEP VPH

Lab Profile/Line:

Lab Sample Receipt Checklist:

Custody Seals Present/Intact	Y N NA
Custody Signatures Present	Y N NA
Collector Signature Present	Y N NA
Bottles Intact	Y N NA
Correct Bottles	Y N NA
Sufficient Volume	Y N NA
Samples Received on Ice	Y N NA
VOA - Headspace Acceptable	Y N NA
USDA Regulated Soils	Y N NA
Samples in Holding Time	Y N NA
Residual Chlorine Present	Y N NA
Cl Strips: _____	
Sample pH Acceptable	Y N NA
pH Strips: _____	
Sulfide Present	Y N NA
Lead Acetate Strips: _____	

LAB USE ONLY:
Lab Sample # / Comments:

Customer Sample ID	Matrix *	Comp / Grab	Collected (or Composite Start) Date	Collected (or Composite Start) Time	Composite End Date	Composite End Time	Res Cl	# of Ctns	Lab Sample # / Comments
RW-36 (20.5-25)	SL	G	9/27/20	13:15				6	92497664 001
RW-37 (25-30)	SL	G	9/27/20	17:00				6	002

Customer Remarks / Special Conditions / Possible Hazards:

Type of Ice Used: (Wet) Blue Dry None

Packing Material Used: BB

Radchem sample(s) screened (<500 cpm): Y N NA

SHORT HOLDS PRESENT (<72 hours): Y N N/A

Lab Tracking #: 2560449

Samples received via: FEDEX UPS Client Courier Pace Courier

Lab Sample Temperature Info:
Temp Blank Received: Y (N) NA
Therm ID#: _____
Cooler 1 Temp Upon Receipt: 3.5 oC
Cooler 1 Therm Corr. Factor: 0 oC
Cooler 1 Corrected Temp: 3.5 oC
Comments:

	Date/Time:	Received by/Company: (Signature)	Date/Time:
Relinquished by/Company: (Signature) Apex	9/28/20 8:30	Secure Area	
Relinquished by/Company: (Signature) Apex	9/28/20 12:23		9-28-20 1223
Relinquished by/Company: (Signature)	9-28-20 PM		9-28-20 1241

MTJL LAB USE ONLY
Table #:
Acctnum:
Template:
Prelogin:
PM:
PB:

Trip Blank Received: Y (N) NA
HCL MeOH TSP Other

Non Conformance(s): YES / NO

Page: _____ of: _____

***Check mark top half of box if pH and/or dechlorination is verified and within the acceptance range for preservation samples.**

Exceptions: VOA, Coliform, TOC, Oil and Grease, DRO/8015 (water) DOC, LLHg

****Bottom half of box is to list number of bottle**

Project # WO# : 92497664

PM: AMB Due Date: 10/05/20

CLIENT: 92-APEX MOOR

Item#	BP4U-125 mL Plastic Unpreserved (N/A) (Cl-)	BP3U-250 mL Plastic Unpreserved (N/A)	BP2U-500 mL Plastic Unpreserved (N/A)	BP1U-1 liter Plastic Unpreserved (N/A)	BP4S-125 mL Plastic H2SO4 (pH < 2) (Cl-)	BP3N-250 mL plastic HNO3 (pH < 2)	BP4Z-125 mL Plastic ZN Acetate & NaOH (>9)	BP4C-125 mL Plastic NaOH (pH > 12) (Cl-)	WGFU-Wide-mouthed Glass jar Unpreserved	AG1U-1 liter Amber Unpreserved (N/A) (Cl-)	AG1H-1 liter Amber HCl (pH < 2)	AG3U-250 mL Amber Unpreserved (N/A) (Cl-)	AG1S-1 liter Amber H2SO4 (pH < 2)	AG3S-250 mL Amber H2SO4 (pH < 2)	AG3A(DG3A)-250 mL Amber NH4Cl (N/A)(Cl-)	DG9H-40 mL VOA HCl (N/A)	VG9T-40 mL VOA Na2S2O3 (N/A)	VG9U-40 mL VOA Unp (N/A)	DG9P-40 mL VOA H3PO4 (N/A)	VOAK (6 vials per kit)-5035 kit (N/A)	V/GK (3 vials per kit)-VPH/Gas kit (N/A)	SPST-125 mL Sterile Plastic (N/A – lab)	SP2T-250 mL Sterile Plastic (N/A – lab)		BP3A-250 mL Plastic (NH2)2SO4 (9.3-9.7)	AG0U-100 mL Amber Unpreserved vials (N/A)	VSGU-20 mL Scintillation vials (N/A)	DG9U-40 mL Amber Unpreserved vials (N/A)
1	\				\	\	\	\			\		\	\	\							2			\	\			
2	\				\	\	\	\			\		\	\	\							2			\	\			
3	\				\	\	\	\			\		\	\	\										\	\			
4	\				\	\	\	\			\		\	\	\										\	\			
5	\				\	\	\	\			\		\	\	\										\	\			
6	\				\	\	\	\			\		\	\	\										\	\			
7	\				\	\	\	\			\		\	\	\										\	\			
8	\				\	\	\	\			\		\	\	\										\	\			
9	\				\	\	\	\			\		\	\	\										\	\			
10	\				\	\	\	\			\		\	\	\										\	\			
11	\				\	\	\	\			\		\	\	\										\	\			
12	\				\	\	\	\			\		\	\	\										\	\			

pH Adjustment Log for Preserved Samples

Sample ID	Type of Preservative	pH upon receipt	Date preservation adjusted	Time preservation adjusted	Amount of Preservative added	Lot #

Note: Whenever there is a discrepancy affecting North Carolina compliance samples, a copy of this form will be sent to the North Carolina DEHNR Certification Office (i.e. Out of hold, incorrect preservative, out of temp, incorrect containers.

Pace Analytical Services, LLC
9800 Kincey Ave. Suite 100
Huntersville, NC 28078
(704)875-9092

October 02, 2020

Andrew Street
Apex Companies - NC
5900 Northwoods Business Pkwy
Suite 5900-0
Charlotte, NC 28269

RE: Project: 2020-LI-2448 release
Pace Project No.: 92498039

Dear Andrew Street:

Enclosed are the analytical results for sample(s) received by the laboratory on September 30, 2020. The results relate only to the samples included in this report. Results reported herein conform to the applicable TNI/NELAC Standards and the laboratory's Quality Manual, where applicable, unless otherwise noted in the body of the report.

The test results provided in this final report were generated by each of the following laboratories within the Pace Network:

- Pace National - Mt. Juliet
- Pace Analytical Services - Charlotte

If you have any questions concerning this report, please feel free to contact me.

Sincerely,

Angela M. Baioni

Angela Baioni
angela.baioni@pacelabs.com
(704)875-9092
Project Manager

Enclosures

cc: J Culbreath, Colonial Pipeline Company
Robert Hughes, Colonial Pipeline
Margaret King, APEX Companies, LLC
Emily Little, Apex Companies
Jeff Morrison, Colonial Pipeline Company
Tom Naumann, APEX Companies - NC
Joe Nicolette, Montrose-EPS
Christopher Schultz, Apex Companies
Alex Testoff, Montrose-EPS
Michael Verdon, Colonial Pipeline Company
JM Wyatt, Colonial Pipeline Company

This report shall not be reproduced, except in full,
without the written consent of Pace Analytical Services, LLC.

Pace Analytical Services, LLC
9800 Kincey Ave. Suite 100
Huntersville, NC 28078
(704)875-9092

CERTIFICATIONS

Project: 2020-LI-2448 release
Pace Project No.: 92498039

Pace Analytical Services National

12065 Lebanon Road, Mt. Juliet, TN 37122
Alabama Certification #: 40660
Alaska Certification 17-026
Arizona Certification #: AZ0612
Arkansas Certification #: 88-0469
California Certification #: 2932
Canada Certification #: 1461.01
Colorado Certification #: TN00003
Connecticut Certification #: PH-0197
DOD Certification: #1461.01
EPA# TN00003
Florida Certification #: E87487
Georgia DW Certification #: 923
Georgia Certification: NELAP
Idaho Certification #: TN00003
Illinois Certification #: 200008
Indiana Certification #: C-TN-01
Iowa Certification #: 364
Kansas Certification #: E-10277
Kentucky UST Certification #: 16
Kentucky Certification #: 90010
Louisiana Certification #: AI30792
Louisiana DW Certification #: LA180010
Maine Certification #: TN0002
Maryland Certification #: 324
Massachusetts Certification #: M-TN003
Michigan Certification #: 9958
Minnesota Certification #: 047-999-395
Mississippi Certification #: TN00003
Missouri Certification #: 340
Montana Certification #: CERT0086
Nebraska Certification #: NE-OS-15-05
Nevada Certification #: TN-03-2002-34
New Hampshire Certification #: 2975
New Jersey Certification #: TN002
New Mexico DW Certification
New York Certification #: 11742
North Carolina Aquatic Toxicity Certification #: 41
North Carolina Drinking Water Certification #: 21704
North Carolina Environmental Certificate #: 375
North Dakota Certification #: R-140
Ohio VAP Certification #: CL0069
Oklahoma Certification #: 9915
Oregon Certification #: TN200002
Pennsylvania Certification #: 68-02979
Rhode Island Certification #: LAO00356
South Carolina Certification #: 84004
South Dakota Certification
Tennessee DW/Chem/Micro Certification #: 2006
Texas Mold Certification #: LAB0152
Texas Certification #: T 104704245-17-14
USDA Soil Permit #: P330-15-00234
Utah Certification #: TN00003
Vermont Dept. of Health: ID# VT-2006
Virginia Certification #: VT2006
Virginia Certification #: 460132
Washington Certification #: C847
West Virginia Certification #: 233
Wisconsin Certification #: 9980939910
Wyoming UST Certification #: via A2LA 2926.01
A2LA-ISO 17025 Certification #: 1461.01
A2LA-ISO 17025 Certification #: 1461.02
AIHA-LAP/LLC EMLAP Certification #:100789

Pace Analytical Services Charlotte

9800 Kincey Ave. Ste 100, Huntersville, NC 28078
Louisiana/NELAP Certification # LA170028
North Carolina Drinking Water Certification #: 37706
North Carolina Field Services Certification #: 5342
North Carolina Wastewater Certification #: 12
South Carolina Certification #: 99006001
Florida/NELAP Certification #: E87627
Kentucky UST Certification #: 84
Virginia/VELAP Certification #: 460221

REPORT OF LABORATORY ANALYSIS

This report shall not be reproduced, except in full,
without the written consent of Pace Analytical Services, LLC.

Pace Analytical Services, LLC
9800 Kincey Ave. Suite 100
Huntersville, NC 28078
(704)875-9092

SAMPLE ANALYTE COUNT

Project: 2020-LI-2448 release
Pace Project No.: 92498039

Lab ID	Sample ID	Method	Analysts	Analytes Reported	Laboratory
92498039001	**MW-54 (15'-17.5')**	MADEP VPH	BMB	6	PAN
		EPA 8260D	SAS	70	PASI-C
		ASTM D2974-87	KDF	1	PASI-C
		SM 2540G	KBC	1	PAN
92498039002	**MW-55 (58')**	MADEP VPH	BMB	6	PAN
		EPA 8260D	SAS	70	PASI-C
		ASTM D2974-87	KDF	1	PASI-C
		SM 2540G	KBC	1	PAN

PAN = Pace National - Mt. Juliet
PASI-C = Pace Analytical Services - Charlotte

This report shall not be reproduced, except in full,
without the written consent of Pace Analytical Services, LLC.

Pace Analytical Services, LLC
9800 Kincey Ave. Suite 100
Huntersville, NC 28078
(704)875-9092

ANALYTICAL RESULTS

Project: 2020-LI-2448 release
Pace Project No.: 92498039

Sample: MW-54 (15'-17.5') **Lab ID: 92498039001** Collected: 09/28/20 15:09 Received: 09/30/20 13:10 Matrix: Solid

Results reported on a "dry weight" basis and are adjusted for percent moisture, sample size and any dilutions.

Parameters	Results	Units	Report Limit	DF	Prepared	Analyzed	CAS No.	Qual
MADEPV	Analytical Method: MADEP VPH Preparation Method: MADEPV Pace National - Mt. Juliet							
Aliphatic (C05-C08)	ND	mg/kg	8.26	1	09/28/20 15:09	10/01/20 12:01		
Aliphatic (C09-C12)	ND	mg/kg	8.26	1	09/28/20 15:09	10/01/20 12:01		
Aromatic (C09-C10),Unadjusted	ND	mg/kg	8.26	1	09/28/20 15:09	10/01/20 12:01	TPHC9C10A	
Total VPH	ND	mg/kg	8.26	1	09/28/20 15:09	10/01/20 12:01	VPH	
Surrogates								
2,5-Dibromotoluene (FID)	87.4	%	70.0-130	1	09/28/20 15:09	10/01/20 12:01	615-59-8FID	
2,5-Dibromotoluene (PID)	88.3	%	70.0-130	1	09/28/20 15:09	10/01/20 12:01	615-59-8PID	
8260D/5035A/5030B Volatiles	Analytical Method: EPA 8260D Preparation Method: EPA 5035A/5030B Pace Analytical Services - Charlotte							
Acetone	ND	ug/kg	104	1	10/01/20 12:30	10/01/20 19:42	67-64-1	
Benzene	ND	ug/kg	5.2	1	10/01/20 12:30	10/01/20 19:42	71-43-2	
Bromobenzene	ND	ug/kg	5.2	1	10/01/20 12:30	10/01/20 19:42	108-86-1	
Bromochloromethane	ND	ug/kg	5.2	1	10/01/20 12:30	10/01/20 19:42	74-97-5	
Bromodichloromethane	ND	ug/kg	5.2	1	10/01/20 12:30	10/01/20 19:42	75-27-4	
Bromoform	ND	ug/kg	5.2	1	10/01/20 12:30	10/01/20 19:42	75-25-2	
Bromomethane	ND	ug/kg	10.4	1	10/01/20 12:30	10/01/20 19:42	74-83-9	
2-Butanone (MEK)	ND	ug/kg	104	1	10/01/20 12:30	10/01/20 19:42	78-93-3	
n-Butylbenzene	ND	ug/kg	5.2	1	10/01/20 12:30	10/01/20 19:42	104-51-8	
sec-Butylbenzene	ND	ug/kg	5.2	1	10/01/20 12:30	10/01/20 19:42	135-98-8	
tert-Butylbenzene	ND	ug/kg	5.2	1	10/01/20 12:30	10/01/20 19:42	98-06-6	
Carbon tetrachloride	ND	ug/kg	5.2	1	10/01/20 12:30	10/01/20 19:42	56-23-5	
Chlorobenzene	ND	ug/kg	5.2	1	10/01/20 12:30	10/01/20 19:42	108-90-7	
Chloroethane	ND	ug/kg	10.4	1	10/01/20 12:30	10/01/20 19:42	75-00-3	IK
Chloroform	ND	ug/kg	5.2	1	10/01/20 12:30	10/01/20 19:42	67-66-3	
Chloromethane	ND	ug/kg	10.4	1	10/01/20 12:30	10/01/20 19:42	74-87-3	
2-Chlorotoluene	ND	ug/kg	5.2	1	10/01/20 12:30	10/01/20 19:42	95-49-8	
4-Chlorotoluene	ND	ug/kg	5.2	1	10/01/20 12:30	10/01/20 19:42	106-43-4	
1,2-Dibromo-3-chloropropane	ND	ug/kg	5.2	1	10/01/20 12:30	10/01/20 19:42	96-12-8	
Dibromochloromethane	ND	ug/kg	5.2	1	10/01/20 12:30	10/01/20 19:42	124-48-1	
1,2-Dibromoethane (EDB)	ND	ug/kg	5.2	1	10/01/20 12:30	10/01/20 19:42	106-93-4	
Dibromomethane	ND	ug/kg	5.2	1	10/01/20 12:30	10/01/20 19:42	74-95-3	
1,2-Dichlorobenzene	ND	ug/kg	5.2	1	10/01/20 12:30	10/01/20 19:42	95-50-1	
1,3-Dichlorobenzene	ND	ug/kg	5.2	1	10/01/20 12:30	10/01/20 19:42	541-73-1	
1,4-Dichlorobenzene	ND	ug/kg	5.2	1	10/01/20 12:30	10/01/20 19:42	106-46-7	
Dichlorodifluoromethane	ND	ug/kg	10.4	1	10/01/20 12:30	10/01/20 19:42	75-71-8	v1
1,1-Dichloroethane	ND	ug/kg	5.2	1	10/01/20 12:30	10/01/20 19:42	75-34-3	
1,2-Dichloroethane	ND	ug/kg	5.2	1	10/01/20 12:30	10/01/20 19:42	107-06-2	
1,1-Dichloroethene	ND	ug/kg	5.2	1	10/01/20 12:30	10/01/20 19:42	75-35-4	
cis-1,2-Dichloroethene	ND	ug/kg	5.2	1	10/01/20 12:30	10/01/20 19:42	156-59-2	
trans-1,2-Dichloroethene	ND	ug/kg	5.2	1	10/01/20 12:30	10/01/20 19:42	156-60-5	
1,2-Dichloropropane	ND	ug/kg	5.2	1	10/01/20 12:30	10/01/20 19:42	78-87-5	
1,3-Dichloropropane	ND	ug/kg	5.2	1	10/01/20 12:30	10/01/20 19:42	142-28-9	
2,2-Dichloropropane	ND	ug/kg	5.2	1	10/01/20 12:30	10/01/20 19:42	594-20-7	
1,1-Dichloropropene	ND	ug/kg	5.2	1	10/01/20 12:30	10/01/20 19:42	563-58-6	

REPORT OF LABORATORY ANALYSIS

This report shall not be reproduced, except in full,
without the written consent of Pace Analytical Services, LLC.

Pace Analytical Services, LLC
9800 Kincey Ave. Suite 100
Huntersville, NC 28078
(704)875-9092

ANALYTICAL RESULTS

Project: 2020-LI-2448 release
Pace Project No.: 92498039

Sample: MW-54 (15'-17.5') **Lab ID: 92498039001** Collected: 09/28/20 15:09 Received: 09/30/20 13:10 Matrix: Solid

Results reported on a "dry weight" basis and are adjusted for percent moisture, sample size and any dilutions.

Parameters	Results	Units	Report Limit	DF	Prepared	Analyzed	CAS No.	Qual
8260D/5035A/5030B Volatiles	Analytical Method: EPA 8260D Preparation Method: EPA 5035A/5030B Pace Analytical Services - Charlotte							
cis-1,3-Dichloropropene	ND	ug/kg	5.2	1	10/01/20 12:30	10/01/20 19:42	10061-01-5	
trans-1,3-Dichloropropene	ND	ug/kg	5.2	1	10/01/20 12:30	10/01/20 19:42	10061-02-6	
Diisopropyl ether	ND	ug/kg	5.2	1	10/01/20 12:30	10/01/20 19:42	108-20-3	
Ethylbenzene	ND	ug/kg	5.2	1	10/01/20 12:30	10/01/20 19:42	100-41-4	
Hexachloro-1,3-butadiene	ND	ug/kg	5.2	1	10/01/20 12:30	10/01/20 19:42	87-68-3	
2-Hexanone	ND	ug/kg	51.9	1	10/01/20 12:30	10/01/20 19:42	591-78-6	
Isopropylbenzene (Cumene)	ND	ug/kg	5.2	1	10/01/20 12:30	10/01/20 19:42	98-82-8	
p-Isopropyltoluene	ND	ug/kg	5.2	1	10/01/20 12:30	10/01/20 19:42	99-87-6	
Methylene Chloride	ND	ug/kg	20.8	1	10/01/20 12:30	10/01/20 19:42	75-09-2	
4-Methyl-2-pentanone (MIBK)	ND	ug/kg	51.9	1	10/01/20 12:30	10/01/20 19:42	108-10-1	
Methyl-tert-butyl ether	ND	ug/kg	5.2	1	10/01/20 12:30	10/01/20 19:42	1634-04-4	
Naphthalene	ND	ug/kg	5.2	1	10/01/20 12:30	10/01/20 19:42	91-20-3	
n-Propylbenzene	ND	ug/kg	5.2	1	10/01/20 12:30	10/01/20 19:42	103-65-1	
Styrene	ND	ug/kg	5.2	1	10/01/20 12:30	10/01/20 19:42	100-42-5	
1,1,1,2-Tetrachloroethane	ND	ug/kg	5.2	1	10/01/20 12:30	10/01/20 19:42	630-20-6	
1,1,2,2-Tetrachloroethane	ND	ug/kg	5.2	1	10/01/20 12:30	10/01/20 19:42	79-34-5	
Tetrachloroethene	ND	ug/kg	5.2	1	10/01/20 12:30	10/01/20 19:42	127-18-4	
Toluene	ND	ug/kg	5.2	1	10/01/20 12:30	10/01/20 19:42	108-88-3	
1,2,3-Trichlorobenzene	ND	ug/kg	5.2	1	10/01/20 12:30	10/01/20 19:42	87-61-6	
1,2,4-Trichlorobenzene	ND	ug/kg	5.2	1	10/01/20 12:30	10/01/20 19:42	120-82-1	
1,1,1-Trichloroethane	ND	ug/kg	5.2	1	10/01/20 12:30	10/01/20 19:42	71-55-6	
1,1,2-Trichloroethane	ND	ug/kg	5.2	1	10/01/20 12:30	10/01/20 19:42	79-00-5	
Trichloroethene	ND	ug/kg	5.2	1	10/01/20 12:30	10/01/20 19:42	79-01-6	
Trichlorofluoromethane	ND	ug/kg	5.2	1	10/01/20 12:30	10/01/20 19:42	75-69-4	
1,2,3-Trichloropropane	ND	ug/kg	5.2	1	10/01/20 12:30	10/01/20 19:42	96-18-4	
1,2,4-Trimethylbenzene	ND	ug/kg	5.2	1	10/01/20 12:30	10/01/20 19:42	95-63-6	
1,3,5-Trimethylbenzene	ND	ug/kg	5.2	1	10/01/20 12:30	10/01/20 19:42	108-67-8	
Vinyl acetate	ND	ug/kg	51.9	1	10/01/20 12:30	10/01/20 19:42	108-05-4	
Vinyl chloride	ND	ug/kg	10.4	1	10/01/20 12:30	10/01/20 19:42	75-01-4	
Xylene (Total)	ND	ug/kg	10.4	1	10/01/20 12:30	10/01/20 19:42	1330-20-7	
m&p-Xylene	ND	ug/kg	10.4	1	10/01/20 12:30	10/01/20 19:42	179601-23-1	
o-Xylene	ND	ug/kg	5.2	1	10/01/20 12:30	10/01/20 19:42	95-47-6	
Surrogates								
Toluene-d8 (S)	101	%	70-130	1	10/01/20 12:30	10/01/20 19:42	2037-26-5	
4-Bromofluorobenzene (S)	100	%	70-130	1	10/01/20 12:30	10/01/20 19:42	460-00-4	
1,2-Dichloroethane-d4 (S)	104	%	70-132	1	10/01/20 12:30	10/01/20 19:42	17060-07-0	
Percent Moisture	Analytical Method: ASTM D2974-87 Pace Analytical Services - Charlotte							
Percent Moisture	**22.7**	%	0.10	1		09/30/20 16:16		
Total Solids 2540 G-2011	Analytical Method: SM 2540G Preparation Method: SM 2540 G Pace National - Mt. Juliet							
Total Solids	**77.5**	%		1	10/01/20 12:51	10/01/20 13:08		

REPORT OF LABORATORY ANALYSIS

This report shall not be reproduced, except in full,
without the written consent of Pace Analytical Services, LLC.

Pace Analytical Services, LLC
9800 Kincey Ave. Suite 100
Huntersville, NC 28078
(704)875-9092

ANALYTICAL RESULTS

Project: 2020-LI-2448 release
Pace Project No.: 92498039

Sample: MW-55 (58') **Lab ID: 92498039002** Collected: 09/29/20 09:35 Received: 09/30/20 13:10 Matrix: Solid

Results reported on a "dry weight" basis and are adjusted for percent moisture, sample size and any dilutions.

Parameters	Results	Units	Report Limit	DF	Prepared	Analyzed	CAS No.	Qual
MADEPV	Analytical Method: MADEP VPH Preparation Method: MADEPV Pace National - Mt. Juliet							
Aliphatic (C05-C08)	ND	mg/kg	6.26	1	09/29/20 09:35	10/01/20 12:34		
Aliphatic (C09-C12)	ND	mg/kg	6.26	1	09/29/20 09:35	10/01/20 12:34		
Aromatic (C09-C10),Unadjusted	ND	mg/kg	6.26	1	09/29/20 09:35	10/01/20 12:34	TPHC9C10A	
Total VPH	ND	mg/kg	6.26	1	09/29/20 09:35	10/01/20 12:34	VPH	
Surrogates								
2,5-Dibromotoluene (FID)	86.3	%	70.0-130	1	09/29/20 09:35	10/01/20 12:34	615-59-8FID	
2,5-Dibromotoluene (PID)	88.0	%	70.0-130	1	09/29/20 09:35	10/01/20 12:34	615-59-8PID	
8260D/5035A/5030B Volatiles	Analytical Method: EPA 8260D Preparation Method: EPA 5035A/5030B Pace Analytical Services - Charlotte							
Acetone	ND	ug/kg	99.8	1	10/01/20 12:30	10/01/20 20:00	67-64-1	
Benzene	ND	ug/kg	5.0	1	10/01/20 12:30	10/01/20 20:00	71-43-2	
Bromobenzene	ND	ug/kg	5.0	1	10/01/20 12:30	10/01/20 20:00	108-86-1	
Bromochloromethane	ND	ug/kg	5.0	1	10/01/20 12:30	10/01/20 20:00	74-97-5	
Bromodichloromethane	ND	ug/kg	5.0	1	10/01/20 12:30	10/01/20 20:00	75-27-4	
Bromoform	ND	ug/kg	5.0	1	10/01/20 12:30	10/01/20 20:00	75-25-2	
Bromomethane	ND	ug/kg	10	1	10/01/20 12:30	10/01/20 20:00	74-83-9	
2-Butanone (MEK)	ND	ug/kg	99.8	1	10/01/20 12:30	10/01/20 20:00	78-93-3	
n-Butylbenzene	ND	ug/kg	5.0	1	10/01/20 12:30	10/01/20 20:00	104-51-8	
sec-Butylbenzene	ND	ug/kg	5.0	1	10/01/20 12:30	10/01/20 20:00	135-98-8	
tert-Butylbenzene	ND	ug/kg	5.0	1	10/01/20 12:30	10/01/20 20:00	98-06-6	
Carbon tetrachloride	ND	ug/kg	5.0	1	10/01/20 12:30	10/01/20 20:00	56-23-5	
Chlorobenzene	ND	ug/kg	5.0	1	10/01/20 12:30	10/01/20 20:00	108-90-7	
Chloroethane	ND	ug/kg	10	1	10/01/20 12:30	10/01/20 20:00	75-00-3	IK
Chloroform	ND	ug/kg	5.0	1	10/01/20 12:30	10/01/20 20:00	67-66-3	
Chloromethane	ND	ug/kg	10	1	10/01/20 12:30	10/01/20 20:00	74-87-3	
2-Chlorotoluene	ND	ug/kg	5.0	1	10/01/20 12:30	10/01/20 20:00	95-49-8	
4-Chlorotoluene	ND	ug/kg	5.0	1	10/01/20 12:30	10/01/20 20:00	106-43-4	
1,2-Dibromo-3-chloropropane	ND	ug/kg	5.0	1	10/01/20 12:30	10/01/20 20:00	96-12-8	
Dibromochloromethane	ND	ug/kg	5.0	1	10/01/20 12:30	10/01/20 20:00	124-48-1	
1,2-Dibromoethane (EDB)	ND	ug/kg	5.0	1	10/01/20 12:30	10/01/20 20:00	106-93-4	
Dibromomethane	ND	ug/kg	5.0	1	10/01/20 12:30	10/01/20 20:00	74-95-3	
1,2-Dichlorobenzene	ND	ug/kg	5.0	1	10/01/20 12:30	10/01/20 20:00	95-50-1	
1,3-Dichlorobenzene	ND	ug/kg	5.0	1	10/01/20 12:30	10/01/20 20:00	541-73-1	
1,4-Dichlorobenzene	ND	ug/kg	5.0	1	10/01/20 12:30	10/01/20 20:00	106-46-7	
Dichlorodifluoromethane	ND	ug/kg	10	1	10/01/20 12:30	10/01/20 20:00	75-71-8	v1
1,1-Dichloroethane	ND	ug/kg	5.0	1	10/01/20 12:30	10/01/20 20:00	75-34-3	
1,2-Dichloroethane	ND	ug/kg	5.0	1	10/01/20 12:30	10/01/20 20:00	107-06-2	
1,1-Dichloroethene	ND	ug/kg	5.0	1	10/01/20 12:30	10/01/20 20:00	75-35-4	
cis-1,2-Dichloroethene	ND	ug/kg	5.0	1	10/01/20 12:30	10/01/20 20:00	156-59-2	
trans-1,2-Dichloroethene	ND	ug/kg	5.0	1	10/01/20 12:30	10/01/20 20:00	156-60-5	
1,2-Dichloropropane	ND	ug/kg	5.0	1	10/01/20 12:30	10/01/20 20:00	78-87-5	
1,3-Dichloropropane	ND	ug/kg	5.0	1	10/01/20 12:30	10/01/20 20:00	142-28-9	
2,2-Dichloropropane	ND	ug/kg	5.0	1	10/01/20 12:30	10/01/20 20:00	594-20-7	
1,1-Dichloropropene	ND	ug/kg	5.0	1	10/01/20 12:30	10/01/20 20:00	563-58-6	

REPORT OF LABORATORY ANALYSIS

This report shall not be reproduced, except in full,
without the written consent of Pace Analytical Services, LLC.

Pace Analytical Services, LLC
9800 Kincey Ave. Suite 100
Huntersville, NC 28078
(704)875-9092

ANALYTICAL RESULTS

Project: 2020-LI-2448 release
Pace Project No.: 92498039

Sample: MW-55 (58') **Lab ID: 92498039002** Collected: 09/29/20 09:35 Received: 09/30/20 13:10 Matrix: Solid

Results reported on a "dry weight" basis and are adjusted for percent moisture, sample size and any dilutions.

Parameters	Results	Units	Report Limit	DF	Prepared	Analyzed	CAS No.	Qual
8260D/5035A/5030B Volatiles	Analytical Method: EPA 8260D Preparation Method: EPA 5035A/5030B Pace Analytical Services - Charlotte							
cis-1,3-Dichloropropene	ND	ug/kg	5.0	1	10/01/20 12:30	10/01/20 20:00	10061-01-5	
trans-1,3-Dichloropropene	ND	ug/kg	5.0	1	10/01/20 12:30	10/01/20 20:00	10061-02-6	
Diisopropyl ether	ND	ug/kg	5.0	1	10/01/20 12:30	10/01/20 20:00	108-20-3	
Ethylbenzene	ND	ug/kg	5.0	1	10/01/20 12:30	10/01/20 20:00	100-41-4	
Hexachloro-1,3-butadiene	ND	ug/kg	5.0	1	10/01/20 12:30	10/01/20 20:00	87-68-3	
2-Hexanone	ND	ug/kg	49.9	1	10/01/20 12:30	10/01/20 20:00	591-78-6	
Isopropylbenzene (Cumene)	ND	ug/kg	5.0	1	10/01/20 12:30	10/01/20 20:00	98-82-8	
p-Isopropyltoluene	ND	ug/kg	5.0	1	10/01/20 12:30	10/01/20 20:00	99-87-6	
Methylene Chloride	ND	ug/kg	20.0	1	10/01/20 12:30	10/01/20 20:00	75-09-2	
4-Methyl-2-pentanone (MIBK)	ND	ug/kg	49.9	1	10/01/20 12:30	10/01/20 20:00	108-10-1	
Methyl-tert-butyl ether	ND	ug/kg	5.0	1	10/01/20 12:30	10/01/20 20:00	1634-04-4	
Naphthalene	ND	ug/kg	5.0	1	10/01/20 12:30	10/01/20 20:00	91-20-3	
n-Propylbenzene	ND	ug/kg	5.0	1	10/01/20 12:30	10/01/20 20:00	103-65-1	
Styrene	ND	ug/kg	5.0	1	10/01/20 12:30	10/01/20 20:00	100-42-5	
1,1,1,2-Tetrachloroethane	ND	ug/kg	5.0	1	10/01/20 12:30	10/01/20 20:00	630-20-6	
1,1,2,2-Tetrachloroethane	ND	ug/kg	5.0	1	10/01/20 12:30	10/01/20 20:00	79-34-5	
Tetrachloroethene	ND	ug/kg	5.0	1	10/01/20 12:30	10/01/20 20:00	127-18-4	
Toluene	ND	ug/kg	5.0	1	10/01/20 12:30	10/01/20 20:00	108-88-3	
1,2,3-Trichlorobenzene	ND	ug/kg	5.0	1	10/01/20 12:30	10/01/20 20:00	87-61-6	
1,2,4-Trichlorobenzene	ND	ug/kg	5.0	1	10/01/20 12:30	10/01/20 20:00	120-82-1	
1,1,1-Trichloroethane	ND	ug/kg	5.0	1	10/01/20 12:30	10/01/20 20:00	71-55-6	
1,1,2-Trichloroethane	ND	ug/kg	5.0	1	10/01/20 12:30	10/01/20 20:00	79-00-5	
Trichloroethene	ND	ug/kg	5.0	1	10/01/20 12:30	10/01/20 20:00	79-01-6	
Trichlorofluoromethane	ND	ug/kg	5.0	1	10/01/20 12:30	10/01/20 20:00	75-69-4	
1,2,3-Trichloropropane	ND	ug/kg	5.0	1	10/01/20 12:30	10/01/20 20:00	96-18-4	
1,2,4-Trimethylbenzene	ND	ug/kg	5.0	1	10/01/20 12:30	10/01/20 20:00	95-63-6	
1,3,5-Trimethylbenzene	ND	ug/kg	5.0	1	10/01/20 12:30	10/01/20 20:00	108-67-8	
Vinyl acetate	ND	ug/kg	49.9	1	10/01/20 12:30	10/01/20 20:00	108-05-4	
Vinyl chloride	ND	ug/kg	10	1	10/01/20 12:30	10/01/20 20:00	75-01-4	
Xylene (Total)	ND	ug/kg	10	1	10/01/20 12:30	10/01/20 20:00	1330-20-7	
m&p-Xylene	ND	ug/kg	10	1	10/01/20 12:30	10/01/20 20:00	179601-23-1	
o-Xylene	ND	ug/kg	5.0	1	10/01/20 12:30	10/01/20 20:00	95-47-6	
Surrogates								
Toluene-d8 (S)	100	%	70-130	1	10/01/20 12:30	10/01/20 20:00	2037-26-5	
4-Bromofluorobenzene (S)	101	%	70-130	1	10/01/20 12:30	10/01/20 20:00	460-00-4	
1,2-Dichloroethane-d4 (S)	105	%	70-132	1	10/01/20 12:30	10/01/20 20:00	17060-07-0	
Percent Moisture	Analytical Method: ASTM D2974-87 Pace Analytical Services - Charlotte							
Percent Moisture	**9.9**	%	0.10	1		09/30/20 16:16		
Total Solids 2540 G-2011	Analytical Method: SM 2540G Preparation Method: SM 2540 G Pace National - Mt. Juliet							
Total Solids	**89.8**	%		1	10/01/20 12:51	10/01/20 13:08		

REPORT OF LABORATORY ANALYSIS

This report shall not be reproduced, except in full,
without the written consent of Pace Analytical Services, LLC.

Pace Analytical Services, LLC
9800 Kincey Ave. Suite 100
Huntersville, NC 28078
(704)875-9092

QUALITY CONTROL DATA

Project: 2020-LI-2448 release
Pace Project No.: 92498039

QC Batch: 1552420
QC Batch Method: MADEPV
Analysis Method: MADEP VPH
Analysis Description: MADEPV
Laboratory: Pace National - Mt. Juliet
Associated Lab Samples: 92498039001, 92498039002

METHOD BLANK: R3576712-3 Matrix: Solid
Associated Lab Samples: 92498039001, 92498039002

Parameter	Units	Blank Result	Reporting Limit	Analyzed	Qualifiers
Aliphatic (C05-C08)	mg/kg	ND	5.00	10/01/20 02:11	
Aliphatic (C09-C12)	mg/kg	ND	5.00	10/01/20 02:11	
Aromatic (C09-C10),Unadjusted	mg/kg	ND	5.00	10/01/20 02:11	
Total VPH	mg/kg	ND	5.00	10/01/20 02:11	
2,5-Dibromotoluene (FID)	%	82.2	70.0-130	10/01/20 02:11	
2,5-Dibromotoluene (PID)	%	85.1	70.0-130	10/01/20 02:11	

LABORATORY CONTROL SAMPLE & LCSD: R3576712-1 R3576712-2

Parameter	Units	Spike Conc.	LCS Result	LCSD Result	LCS % Rec	LCSD % Rec	% Rec Limits	RPD	Max RPD	Qualifiers
Aliphatic (C05-C08)	mg/kg	60.0	59.2	60.8	98.7	101	70.0-130	2.67	25	
Aliphatic (C09-C12)	mg/kg	70.0	67.6	69.5	96.6	99.3	70.0-130	2.77	25	
Aromatic (C09-C10),Unadjusted	mg/kg	10.0	10.2	10.5	102	105	70.0-130	2.90	25	
Total VPH	mg/kg	140	137	141	97.9	101	70.0-130	2.88	25	
2,5-Dibromotoluene (FID)	%				90.5	91.8	70.0-130			
2,5-Dibromotoluene (PID)	%				93.6	97.4	70.0-130			

Results presented on this page are in the units indicated by the "Units" column except where an alternate unit is presented to the right of the result.

REPORT OF LABORATORY ANALYSIS

This report shall not be reproduced, except in full,
without the written consent of Pace Analytical Services, LLC.

Pace Analytical Services, LLC
9800 Kincey Ave. Suite 100
Huntersville, NC 28078
(704)875-9092

QUALITY CONTROL DATA

Project: 2020-LI-2448 release
Pace Project No.: 92498039

QC Batch: 570304
QC Batch Method: EPA 5035A/5030B
Analysis Method: EPA 8260D
Analysis Description: 8260D 5035A 5030B
Laboratory: Pace Analytical Services - Charlotte
Associated Lab Samples: 92498039001, 92498039002

METHOD BLANK: 3020973 Matrix: Solid
Associated Lab Samples: 92498039001, 92498039002

Parameter	Units	Blank Result	Reporting Limit	Analyzed	Qualifiers
1,1,1,2-Tetrachloroethane	ug/kg	ND	5.0	10/01/20 12:24	
1,1,1-Trichloroethane	ug/kg	ND	5.0	10/01/20 12:24	
1,1,2,2-Tetrachloroethane	ug/kg	ND	5.0	10/01/20 12:24	
1,1,2-Trichloroethane	ug/kg	ND	5.0	10/01/20 12:24	
1,1-Dichloroethane	ug/kg	ND	5.0	10/01/20 12:24	
1,1-Dichloroethene	ug/kg	ND	5.0	10/01/20 12:24	
1,1-Dichloropropene	ug/kg	ND	5.0	10/01/20 12:24	
1,2,3-Trichlorobenzene	ug/kg	ND	5.0	10/01/20 12:24	
1,2,3-Trichloropropane	ug/kg	ND	5.0	10/01/20 12:24	
1,2,4-Trichlorobenzene	ug/kg	ND	5.0	10/01/20 12:24	
1,2,4-Trimethylbenzene	ug/kg	ND	5.0	10/01/20 12:24	
1,2-Dibromo-3-chloropropane	ug/kg	ND	5.0	10/01/20 12:24	
1,2-Dibromoethane (EDB)	ug/kg	ND	5.0	10/01/20 12:24	
1,2-Dichlorobenzene	ug/kg	ND	5.0	10/01/20 12:24	
1,2-Dichloroethane	ug/kg	ND	5.0	10/01/20 12:24	
1,2-Dichloropropane	ug/kg	ND	5.0	10/01/20 12:24	
1,3,5-Trimethylbenzene	ug/kg	ND	5.0	10/01/20 12:24	
1,3-Dichlorobenzene	ug/kg	ND	5.0	10/01/20 12:24	
1,3-Dichloropropane	ug/kg	ND	5.0	10/01/20 12:24	
1,4-Dichlorobenzene	ug/kg	ND	5.0	10/01/20 12:24	
2,2-Dichloropropane	ug/kg	ND	5.0	10/01/20 12:24	
2-Butanone (MEK)	ug/kg	ND	100	10/01/20 12:24	
2-Chlorotoluene	ug/kg	ND	5.0	10/01/20 12:24	
2-Hexanone	ug/kg	ND	50.0	10/01/20 12:24	
4-Chlorotoluene	ug/kg	ND	5.0	10/01/20 12:24	
4-Methyl-2-pentanone (MIBK)	ug/kg	ND	50.0	10/01/20 12:24	
Acetone	ug/kg	ND	100	10/01/20 12:24	
Benzene	ug/kg	ND	5.0	10/01/20 12:24	
Bromobenzene	ug/kg	ND	5.0	10/01/20 12:24	
Bromochloromethane	ug/kg	ND	5.0	10/01/20 12:24	
Bromodichloromethane	ug/kg	ND	5.0	10/01/20 12:24	
Bromoform	ug/kg	ND	5.0	10/01/20 12:24	
Bromomethane	ug/kg	ND	10.0	10/01/20 12:24	
Carbon tetrachloride	ug/kg	ND	5.0	10/01/20 12:24	
Chlorobenzene	ug/kg	ND	5.0	10/01/20 12:24	
Chloroethane	ug/kg	ND	10.0	10/01/20 12:24	IK
Chloroform	ug/kg	ND	5.0	10/01/20 12:24	
Chloromethane	ug/kg	ND	10.0	10/01/20 12:24	
cis-1,2-Dichloroethene	ug/kg	ND	5.0	10/01/20 12:24	
cis-1,3-Dichloropropene	ug/kg	ND	5.0	10/01/20 12:24	

Results presented on this page are in the units indicated by the "Units" column except where an alternate unit is presented to the right of the result.

REPORT OF LABORATORY ANALYSIS

This report shall not be reproduced, except in full,
without the written consent of Pace Analytical Services, LLC.

Pace Analytical Services, LLC
9800 Kincey Ave. Suite 100
Huntersville, NC 28078
(704)875-9092

QUALITY CONTROL DATA

Project: 2020-LI-2448 release
Pace Project No.: 92498039

METHOD BLANK: 3020973 Matrix: Solid
Associated Lab Samples: 92498039001, 92498039002

Parameter	Units	Blank Result	Reporting Limit	Analyzed	Qualifiers
Dibromochloromethane	ug/kg	ND	5.0	10/01/20 12:24	
Dibromomethane	ug/kg	ND	5.0	10/01/20 12:24	
Dichlorodifluoromethane	ug/kg	ND	10.0	10/01/20 12:24	v1
Diisopropyl ether	ug/kg	ND	5.0	10/01/20 12:24	
Ethylbenzene	ug/kg	ND	5.0	10/01/20 12:24	
Hexachloro-1,3-butadiene	ug/kg	ND	5.0	10/01/20 12:24	
Isopropylbenzene (Cumene)	ug/kg	ND	5.0	10/01/20 12:24	
m&p-Xylene	ug/kg	ND	10.0	10/01/20 12:24	
Methyl-tert-butyl ether	ug/kg	ND	5.0	10/01/20 12:24	
Methylene Chloride	ug/kg	ND	20.0	10/01/20 12:24	
n-Butylbenzene	ug/kg	ND	5.0	10/01/20 12:24	
n-Propylbenzene	ug/kg	ND	5.0	10/01/20 12:24	
Naphthalene	ug/kg	ND	5.0	10/01/20 12:24	
o-Xylene	ug/kg	ND	5.0	10/01/20 12:24	
p-Isopropyltoluene	ug/kg	ND	5.0	10/01/20 12:24	
sec-Butylbenzene	ug/kg	ND	5.0	10/01/20 12:24	
Styrene	ug/kg	ND	5.0	10/01/20 12:24	
tert-Butylbenzene	ug/kg	ND	5.0	10/01/20 12:24	
Tetrachloroethene	ug/kg	ND	5.0	10/01/20 12:24	
Toluene	ug/kg	ND	5.0	10/01/20 12:24	
trans-1,2-Dichloroethene	ug/kg	ND	5.0	10/01/20 12:24	
trans-1,3-Dichloropropene	ug/kg	ND	5.0	10/01/20 12:24	
Trichloroethene	ug/kg	ND	5.0	10/01/20 12:24	
Trichlorofluoromethane	ug/kg	ND	5.0	10/01/20 12:24	
Vinyl acetate	ug/kg	ND	50.0	10/01/20 12:24	
Vinyl chloride	ug/kg	ND	10.0	10/01/20 12:24	
Xylene (Total)	ug/kg	ND	10.0	10/01/20 12:24	
1,2-Dichloroethane-d4 (S)	%	104	70-132	10/01/20 12:24	
4-Bromofluorobenzene (S)	%	98	70-130	10/01/20 12:24	
Toluene-d8 (S)	%	100	70-130	10/01/20 12:24	

LABORATORY CONTROL SAMPLE: 3020974

Parameter	Units	Spike Conc.	LCS Result	LCS % Rec	% Rec Limits	Qualifiers
1,1,1,2-Tetrachloroethane	ug/kg	1250	1350	108	70-130	
1,1,1-Trichloroethane	ug/kg	1250	1340	107	70-130	
1,1,2,2-Tetrachloroethane	ug/kg	1250	1280	103	55-130	
1,1,2-Trichloroethane	ug/kg	1250	1290	103	70-130	
1,1-Dichloroethane	ug/kg	1250	1320	106	68-130	
1,1-Dichloroethene	ug/kg	1250	1440	115	70-130	
1,1-Dichloropropene	ug/kg	1250	1170	94	70-130	
1,2,3-Trichlorobenzene	ug/kg	1250	1250	100	70-130	
1,2,3-Trichloropropane	ug/kg	1250	1290	103	70-130	
1,2,4-Trichlorobenzene	ug/kg	1250	1290	103	70-130	

Results presented on this page are in the units indicated by the "Units" column except where an alternate unit is presented to the right of the result.

REPORT OF LABORATORY ANALYSIS

This report shall not be reproduced, except in full,
without the written consent of Pace Analytical Services, LLC.

Pace Analytical Services, LLC
9800 Kincey Ave. Suite 100
Huntersville, NC 28078
(704)875-9092

QUALITY CONTROL DATA

Project: 2020-LI-2448 release
Pace Project No.: 92498039

LABORATORY CONTROL SAMPLE: 3020974

Parameter	Units	Spike Conc.	LCS Result	LCS % Rec	% Rec Limits	Qualifiers
1,2,4-Trimethylbenzene	ug/kg	1250	1230	98	69-130	
1,2-Dibromo-3-chloropropane	ug/kg	1250	1330	106	57-141	
1,2-Dibromoethane (EDB)	ug/kg	1250	1350	108	70-130	
1,2-Dichlorobenzene	ug/kg	1250	1270	102	70-130	
1,2-Dichloroethane	ug/kg	1250	1140	91	70-130	
1,2-Dichloropropane	ug/kg	1250	1260	101	70-130	
1,3,5-Trimethylbenzene	ug/kg	1250	1280	103	70-130	
1,3-Dichlorobenzene	ug/kg	1250	1260	101	70-130	
1,3-Dichloropropane	ug/kg	1250	1320	105	70-130	
1,4-Dichlorobenzene	ug/kg	1250	1170	94	70-130	
2,2-Dichloropropane	ug/kg	1250	1410	113	70-130	
2-Butanone (MEK)	ug/kg	2500	2410	96	60-130	
2-Chlorotoluene	ug/kg	1250	1310	105	70-130	
2-Hexanone	ug/kg	2500	2500	100	70-132	
4-Chlorotoluene	ug/kg	1250	1240	99	70-130	
4-Methyl-2-pentanone (MIBK)	ug/kg	2500	2490	100	69-130	
Acetone	ug/kg	2500	2250	90	49-148	
Benzene	ug/kg	1250	1290	103	70-130	
Bromobenzene	ug/kg	1250	1260	101	70-130	
Bromochloromethane	ug/kg	1250	1330	107	70-130	
Bromodichloromethane	ug/kg	1250	1210	97	70-130	
Bromoform	ug/kg	1250	1320	105	68-136	
Bromomethane	ug/kg	1250	1270	102	60-140	
Carbon tetrachloride	ug/kg	1250	1210	97	70-130	
Chlorobenzene	ug/kg	1250	1260	101	70-130	
Chloroethane	ug/kg	1250	1340	107	51-147	IK
Chloroform	ug/kg	1250	1300	104	70-130	
Chloromethane	ug/kg	1250	1120	89	48-130	
cis-1,2-Dichloroethene	ug/kg	1250	1340	107	70-130	
cis-1,3-Dichloropropene	ug/kg	1250	1360	109	70-130	
Dibromochloromethane	ug/kg	1250	1370	110	70-130	
Dibromomethane	ug/kg	1250	1320	105	70-130	
Dichlorodifluoromethane	ug/kg	1250	1570	126	49-130	v1
Diisopropyl ether	ug/kg	1250	1220	97	66-130	
Ethylbenzene	ug/kg	1250	1210	97	70-130	
Hexachloro-1,3-butadiene	ug/kg	1250	1330	106	70-130	
Isopropylbenzene (Cumene)	ug/kg	1250	1300	104	70-130	
m&p-Xylene	ug/kg	2500	2590	103	70-130	
Methyl-tert-butyl ether	ug/kg	1250	1240	99	70-130	
Methylene Chloride	ug/kg	1250	1200	96	50-137	
n-Butylbenzene	ug/kg	1250	1270	102	70-130	
n-Propylbenzene	ug/kg	1250	1280	102	70-130	
Naphthalene	ug/kg	1250	1250	100	70-131	
o-Xylene	ug/kg	1250	1250	100	70-130	
p-Isopropyltoluene	ug/kg	1250	1280	103	70-130	
sec-Butylbenzene	ug/kg	1250	1290	103	70-130	
Styrene	ug/kg	1250	1320	106	70-130	

Results presented on this page are in the units indicated by the "Units" column except where an alternate unit is presented to the right of the result.

REPORT OF LABORATORY ANALYSIS

This report shall not be reproduced, except in full,
without the written consent of Pace Analytical Services, LLC.

Pace Analytical Services, LLC
9800 Kincey Ave. Suite 100
Huntersville, NC 28078
(704)875-9092

QUALITY CONTROL DATA

Project: 2020-LI-2448 release
Pace Project No.: 92498039

LABORATORY CONTROL SAMPLE: 3020974

Parameter	Units	Spike Conc.	LCS Result	LCS % Rec	% Rec Limits	Qualifiers
tert-Butylbenzene	ug/kg	1250	1290	103	69-130	
Tetrachloroethene	ug/kg	1250	1330	107	56-130	
Toluene	ug/kg	1250	1260	100	70-130	
trans-1,2-Dichloroethene	ug/kg	1250	1360	109	70-130	
trans-1,3-Dichloropropene	ug/kg	1250	1320	105	70-130	
Trichloroethene	ug/kg	1250	1240	99	70-141	
Trichlorofluoromethane	ug/kg	1250	1350	108	67-130	
Vinyl acetate	ug/kg	2500	2780	111	10-136	
Vinyl chloride	ug/kg	1250	1240	99	67-130	
Xylene (Total)	ug/kg	3750	3840	102	70-130	
1,2-Dichloroethane-d4 (S)	%			93	70-132	
4-Bromofluorobenzene (S)	%			102	70-130	
Toluene-d8 (S)	%			100	70-130	

MATRIX SPIKE SAMPLE: 3020976

Parameter	Units	92498135002 Result	Spike Conc.	MS Result	MS % Rec	% Rec Limits	Qualifiers
1,1,1,2-Tetrachloroethane	ug/kg	ND	588	610	104	52-133	
1,1,1-Trichloroethane	ug/kg	ND	588	628	107	49-137	
1,1,2,2-Tetrachloroethane	ug/kg	ND	588	559	95	39-150	
1,1,2-Trichloroethane	ug/kg	ND	588	667	113	48-140	
1,1-Dichloroethane	ug/kg	ND	588	622	106	46-135	
1,1-Dichloroethene	ug/kg	ND	588	389	66	38-149	
1,1-Dichloropropene	ug/kg	ND	588	589	100	41-140	
1,2,3-Trichlorobenzene	ug/kg	ND	588	374	64	10-158	
1,2,3-Trichloropropane	ug/kg	ND	588	547	93	33-157	
1,2,4-Trichlorobenzene	ug/kg	ND	588	584	99	10-155	
1,2,4-Trimethylbenzene	ug/kg	2030	588	2640	104	24-154	
1,2-Dibromo-3-chloropropane	ug/kg	ND	588	340	58	33-158	
1,2-Dibromoethane (EDB)	ug/kg	ND	588	601	102	40-136	
1,2-Dichlorobenzene	ug/kg	ND	588	624	106	27-146	
1,2-Dichloroethane	ug/kg	ND	588	574	98	49-140	
1,2-Dichloropropane	ug/kg	ND	588	614	104	44-143	
1,3,5-Trimethylbenzene	ug/kg	639	588	1290	111	40-144	
1,3-Dichlorobenzene	ug/kg	ND	588	644	110	33-140	
1,3-Dichloropropane	ug/kg	ND	588	603	103	47-147	
1,4-Dichlorobenzene	ug/kg	ND	588	607	103	35-139	
2,2-Dichloropropane	ug/kg	ND	588	554	94	41-140	
2-Butanone (MEK)	ug/kg	ND	1180	334	28	10-181	
2-Chlorotoluene	ug/kg	ND	588	726	123	38-147	
2-Hexanone	ug/kg	ND	1180	360	31	18-169	
4-Chlorotoluene	ug/kg	ND	588	636	108	36-145	
4-Methyl-2-pentanone (MIBK)	ug/kg	ND	1180	637	51	16-175	
Acetone	ug/kg	ND	1180	530	45	10-200	
Benzene	ug/kg	ND	588	626	106	46-136	

Results presented on this page are in the units indicated by the "Units" column except where an alternate unit is presented to the right of the result.

REPORT OF LABORATORY ANALYSIS

This report shall not be reproduced, except in full,
without the written consent of Pace Analytical Services, LLC.

Pace Analytical Services, LLC
9800 Kincey Ave. Suite 100
Huntersville, NC 28078
(704)875-9092

QUALITY CONTROL DATA

Project: 2020-LI-2448 release
Pace Project No.: 92498039

MATRIX SPIKE SAMPLE: 3020976

Parameter	Units	92498135002 Result	Spike Conc.	MS Result	MS % Rec	% Rec Limits	Qualifiers
Bromobenzene	ug/kg	ND	588	590	100	38-149	
Bromochloromethane	ug/kg	ND	588	641	109	44-142	
Bromodichloromethane	ug/kg	ND	588	548	93	41-140	
Bromoform	ug/kg	ND	588	513	87	34-145	
Bromomethane	ug/kg	ND	588	619	104	14-162	
Carbon tetrachloride	ug/kg	ND	588	543	92	44-141	
Chlorobenzene	ug/kg	ND	588	612	104	39-141	
Chloroethane	ug/kg	ND	588	194	33	10-182	IK
Chloroform	ug/kg	ND	588	613	104	45-140	
Chloromethane	ug/kg	ND	588	597	102	19-149	
cis-1,2-Dichloroethene	ug/kg	ND	588	630	107	38-150	
cis-1,3-Dichloropropene	ug/kg	ND	588	623	106	30-144	
Dibromochloromethane	ug/kg	ND	588	550	93	36-145	
Dibromomethane	ug/kg	ND	588	623	106	41-145	
Dichlorodifluoromethane	ug/kg	ND	588	825	140	16-146	v1
Diisopropyl ether	ug/kg	ND	588	567	96	41-143	
Ethylbenzene	ug/kg	152	588	740	100	35-144	
Hexachloro-1,3-butadiene	ug/kg	ND	588	1120	190	10-160	M1
Isopropylbenzene (Cumene)	ug/kg	49.8	588	705	111	30-152	
m&p-Xylene	ug/kg	641	1180	1890	106	33-145	
Methyl-tert-butyl ether	ug/kg	ND	588	588	100	49-140	
Methylene Chloride	ug/kg	ND	588	610	104	10-174	
n-Butylbenzene	ug/kg	ND	588	892	152	10-160	
n-Propylbenzene	ug/kg	ND	588	921	157	24-159	
Naphthalene	ug/kg	338	588	547	36	10-171	
o-Xylene	ug/kg	399	588	989	100	31-150	
p-Isopropyltoluene	ug/kg	ND	588	887	151	21-154	
sec-Butylbenzene	ug/kg	ND	588	726	123	19-159	
Styrene	ug/kg	ND	588	654	111	15-152	
tert-Butylbenzene	ug/kg	ND	588	525	89	31-141	
Tetrachloroethene	ug/kg	ND	588	604	103	19-141	
Toluene	ug/kg	110	588	738	107	31-146	
trans-1,2-Dichloroethene	ug/kg	ND	588	650	110	28-157	
trans-1,3-Dichloropropene	ug/kg	ND	588	590	100	25-146	
Trichloroethene	ug/kg	ND	588	611	104	34-149	
Trichlorofluoromethane	ug/kg	ND	588	144	25	10-167	
Vinyl acetate	ug/kg	ND	1180	1180	100	10-200	
Vinyl chloride	ug/kg	ND	588	675	115	36-155	
Xylene (Total)	ug/kg	1040	1760	2880	104	29-148	
1,2-Dichloroethane-d4 (S)	%				115	70-132	
4-Bromofluorobenzene (S)	%				101	70-130	
Toluene-d8 (S)	%				100	70-130	

Results presented on this page are in the units indicated by the "Units" column except where an alternate unit is presented to the right of the result.

REPORT OF LABORATORY ANALYSIS

This report shall not be reproduced, except in full,
without the written consent of Pace Analytical Services, LLC.

Pace Analytical Services, LLC
9800 Kincey Ave. Suite 100
Huntersville, NC 28078
(704)875-9092

QUALITY CONTROL DATA

Project: 2020-LI-2448 release
Pace Project No.: 92498039

SAMPLE DUPLICATE: 3020975

Parameter	Units	92498135001 Result	Dup Result	RPD	Qualifiers
1,1,1,2-Tetrachloroethane	ug/kg	ND	ND		
1,1,1-Trichloroethane	ug/kg	ND	ND		
1,1,2,2-Tetrachloroethane	ug/kg	ND	ND		
1,1,2-Trichloroethane	ug/kg	ND	ND		
1,1-Dichloroethane	ug/kg	ND	ND		
1,1-Dichloroethene	ug/kg	ND	ND		
1,1-Dichloropropene	ug/kg	ND	ND		
1,2,3-Trichlorobenzene	ug/kg	ND	ND		
1,2,3-Trichloropropane	ug/kg	ND	ND		
1,2,4-Trichlorobenzene	ug/kg	ND	ND		
1,2,4-Trimethylbenzene	ug/kg	ND	ND		
1,2-Dibromo-3-chloropropane	ug/kg	ND	ND		
1,2-Dibromoethane (EDB)	ug/kg	ND	ND		
1,2-Dichlorobenzene	ug/kg	ND	ND		
1,2-Dichloroethane	ug/kg	ND	ND		
1,2-Dichloropropane	ug/kg	ND	ND		
1,3,5-Trimethylbenzene	ug/kg	ND	ND		
1,3-Dichlorobenzene	ug/kg	ND	ND		
1,3-Dichloropropane	ug/kg	ND	ND		
1,4-Dichlorobenzene	ug/kg	ND	ND		
2,2-Dichloropropane	ug/kg	ND	ND		
2-Butanone (MEK)	ug/kg	ND	ND		
2-Chlorotoluene	ug/kg	ND	ND		
2-Hexanone	ug/kg	ND	ND		
4-Chlorotoluene	ug/kg	ND	ND		
4-Methyl-2-pentanone (MIBK)	ug/kg	ND	ND		
Acetone	ug/kg	ND	ND		
Benzene	ug/kg	ND	ND		
Bromobenzene	ug/kg	ND	ND		
Bromochloromethane	ug/kg	ND	ND		
Bromodichloromethane	ug/kg	ND	ND		
Bromoform	ug/kg	ND	ND		
Bromomethane	ug/kg	ND	ND		
Carbon tetrachloride	ug/kg	ND	ND		
Chlorobenzene	ug/kg	ND	ND		
Chloroethane	ug/kg	ND	ND		IK
Chloroform	ug/kg	ND	ND		
Chloromethane	ug/kg	ND	ND		
cis-1,2-Dichloroethene	ug/kg	ND	ND		
cis-1,3-Dichloropropene	ug/kg	ND	ND		
Dibromochloromethane	ug/kg	ND	ND		
Dibromomethane	ug/kg	ND	ND		
Dichlorodifluoromethane	ug/kg	ND	ND		v1
Diisopropyl ether	ug/kg	ND	ND		
Ethylbenzene	ug/kg	ND	ND		
Hexachloro-1,3-butadiene	ug/kg	ND	ND		
Isopropylbenzene (Cumene)	ug/kg	ND	ND		

Results presented on this page are in the units indicated by the "Units" column except where an alternate unit is presented to the right of the result.

REPORT OF LABORATORY ANALYSIS

This report shall not be reproduced, except in full,
without the written consent of Pace Analytical Services, LLC.

Pace Analytical Services, LLC
9800 Kincey Ave. Suite 100
Huntersville, NC 28078
(704)875-9092

QUALITY CONTROL DATA

Project: 2020-LI-2448 release
Pace Project No.: 92498039

SAMPLE DUPLICATE: 3020975

Parameter	Units	92498135001 Result	Dup Result	RPD	Qualifiers
m&p-Xylene	ug/kg	ND	ND		
Methyl-tert-butyl ether	ug/kg	ND	ND		
Methylene Chloride	ug/kg	ND	ND		
n-Butylbenzene	ug/kg	ND	ND		
n-Propylbenzene	ug/kg	ND	ND		
Naphthalene	ug/kg	ND	ND		
o-Xylene	ug/kg	ND	ND		
p-Isopropyltoluene	ug/kg	ND	ND		
sec-Butylbenzene	ug/kg	ND	ND		
Styrene	ug/kg	ND	ND		
tert-Butylbenzene	ug/kg	ND	ND		
Tetrachloroethene	ug/kg	ND	ND		
Toluene	ug/kg	ND	ND		
trans-1,2-Dichloroethene	ug/kg	ND	ND		
trans-1,3-Dichloropropene	ug/kg	ND	ND		
Trichloroethene	ug/kg	ND	ND		
Trichlorofluoromethane	ug/kg	ND	ND		
Vinyl acetate	ug/kg	ND	ND		
Vinyl chloride	ug/kg	ND	ND		
Xylene (Total)	ug/kg	ND	ND		
1,2-Dichloroethane-d4 (S)	%	106	105		
4-Bromofluorobenzene (S)	%	101	103		
Toluene-d8 (S)	%	101	101		

Results presented on this page are in the units indicated by the "Units" column except where an alternate unit is presented to the right of the result.

REPORT OF LABORATORY ANALYSIS

This report shall not be reproduced, except in full,
without the written consent of Pace Analytical Services, LLC.

Pace Analytical Services, LLC
9800 Kincey Ave. Suite 100
Huntersville, NC 28078
(704)875-9092

QUALITY CONTROL DATA

Project: 2020-LI-2448 release
Pace Project No.: 92498039

QC Batch: 570073
QC Batch Method: ASTM D2974-87
Analysis Method: ASTM D2974-87
Analysis Description: Dry Weight/Percent Moisture
Laboratory: Pace Analytical Services - Charlotte

Associated Lab Samples: 92498039001, 92498039002

SAMPLE DUPLICATE: 3019895

Parameter	Units	92497431001 Result	Dup Result	RPD	Qualifiers
Percent Moisture	%	27.6	28.1	2	

SAMPLE DUPLICATE: 3019896

Parameter	Units	92498056001 Result	Dup Result	RPD	Qualifiers
Percent Moisture	%	23.4	23.3	0	

Results presented on this page are in the units indicated by the "Units" column except where an alternate unit is presented to the right of the result.

REPORT OF LABORATORY ANALYSIS

This report shall not be reproduced, except in full,
without the written consent of Pace Analytical Services, LLC.

Pace Analytical Services, LLC
9800 Kincey Ave. Suite 100
Huntersville, NC 28078
(704)875-9092

QUALITY CONTROL DATA

Project: 2020-LI-2448 release
Pace Project No.: 92498039

QC Batch: 1552438
QC Batch Method: SM 2540 G
Analysis Method: SM 2540G
Analysis Description: Total Solids 2540 G-2011
Laboratory: Pace National - Mt. Juliet
Associated Lab Samples: 92498039001, 92498039002

METHOD BLANK: R3576927-1 Matrix: Solid
Associated Lab Samples: 92498039001, 92498039002

Parameter	Units	Blank Result	Reporting Limit	Analyzed	Qualifiers
Total Solids	%	ND		10/01/20 13:08	

LABORATORY CONTROL SAMPLE: R3576927-2

Parameter	Units	Spike Conc.	LCS Result	LCS % Rec	% Rec Limits	Qualifiers
Total Solids	%	50.0	50.0	99.9	85.0-115	

SAMPLE DUPLICATE: R3576927-3

Parameter	Units	L1266775-01 Result	Dup Result	RPD	Qualifiers
Total Solids	%	81.6	83.0	1.63	

Results presented on this page are in the units indicated by the "Units" column except where an alternate unit is presented to the right of the result.

REPORT OF LABORATORY ANALYSIS

This report shall not be reproduced, except in full,
without the written consent of Pace Analytical Services, LLC.

Pace Analytical Services, LLC
9800 Kincey Ave. Suite 100
Huntersville, NC 28078
(704)875-9092

QUALIFIERS

Project: 2020-LI-2448 release
Pace Project No.: 92498039

DEFINITIONS

DF - Dilution Factor, if reported, represents the factor applied to the reported data due to dilution of the sample aliquot.

ND - Not Detected at or above adjusted reporting limit.

TNTC - Too Numerous To Count

J - Estimated concentration above the adjusted method detection limit and below the adjusted reporting limit.

MDL - Adjusted Method Detection Limit.

PQL - Practical Quantitation Limit.

RL - Reporting Limit - The lowest concentration value that meets project requirements for quantitative data with known precision and bias for a specific analyte in a specific matrix.

S - Surrogate

1,2-Diphenylhydrazine decomposes to and cannot be separated from Azobenzene using Method 8270. The result for each analyte is a combined concentration.

Consistent with EPA guidelines, unrounded data are displayed and have been used to calculate % recovery and RPD values.

LCS(D) - Laboratory Control Sample (Duplicate)

MS(D) - Matrix Spike (Duplicate)

DUP - Sample Duplicate

RPD - Relative Percent Difference

NC - Not Calculable.

SG - Silica Gel - Clean-Up

U - Indicates the compound was analyzed for, but not detected.

Acid preservation may not be appropriate for 2 Chloroethylvinyl ether.

A separate vial preserved to a pH of 4-5 is recommended in SW846 Chapter 4 for the analysis of Acrolein and Acrylonitrile by EPA Method 8260.

N-Nitrosodiphenylamine decomposes and cannot be separated from Diphenylamine using Method 8270. The result reported for each analyte is a combined concentration.

Pace Analytical is TNI accredited. Contact your Pace PM for the current list of accredited analytes.

TNI - The NELAC Institute.

ANALYTE QUALIFIERS

IK	The recalculated concentration of the calibration standard(s) did not meet method acceptance criteria; this result should be considered an estimated value.
M1	Matrix spike recovery exceeded QC limits. Batch accepted based on laboratory control sample (LCS) recovery.
v1	The continuing calibration verification was above the method acceptance limit. Any detection for the analyte in the associated samples may have a high bias.

This report shall not be reproduced, except in full,
without the written consent of Pace Analytical Services, LLC.

Pace Analytical Services, LLC
9800 Kincey Ave. Suite 100
Huntersville, NC 28078
(704)875-9092

QUALITY CONTROL DATA CROSS REFERENCE TABLE

Project: 2020-LI-2448 release
Pace Project No.: 92498039

Lab ID	Sample ID	QC Batch Method	QC Batch	Analytical Method	Analytical Batch
92498039001	**MW-54 (15'-17.5')**	MADEPV	1552420	MADEP VPH	1552420
92498039002	**MW-55 (58')**	MADEPV	1552420	MADEP VPH	1552420
92498039001	**MW-54 (15'-17.5')**	EPA 5035A/5030B	570304	EPA 8260D	570313
92498039002	**MW-55 (58')**	EPA 5035A/5030B	570304	EPA 8260D	570313
92498039001	**MW-54 (15'-17.5')**	ASTM D2974-87	570073		
92498039002	**MW-55 (58')**	ASTM D2974-87	570073		
92498039001	**MW-54 (15'-17.5')**	SM 2540 G	1552438	SM 2540G	1552438
92498039002	**MW-55 (58')**	SM 2540 G	1552438	SM 2540G	1552438

This report shall not be reproduced, except in full,
without the written consent of Pace Analytical Services, LLC.

CHAIN-OF-CUSTODY Analytical Request Document

Pace Analytical

Chain-of-Custody is a LEGAL DOCUMENT - Complete all relevent fields

LAB USE ONLY- ALI

WO# : 92498039

92498039

Page 20 of 21

Company: Apex Companies, LLC	Billing Information:
Address:	
Report To: Andrew Street	Email To: Andrew.Street@apexcos.com
Copy To:	Site Collection Info/Address:
Customer Project Name/Number: 2020-LI-2448 release	State: NC / County/City: Huntersville Time Zone Collected: [ ] PT [ ] MT [ ] CT [X] ET
Phone: Email:	Site/Facility ID #: Compliance Monitoring? [ ] Yes [ ] No
Collected By (print): Thomas Fisher	Purchase Order #: Quote #: DW PWS ID #: DW Location Code:
Collected By (signature):	Turnaround Date Required: Immediately Packed on Ice: [X] Yes [ ] No
Sample Disposal: [ ] Dispose as appropriate [ ] Return [ ] Archive: [ ] Hold:	Rush: [ ] Same Day [ ] Next Day [ ] 2 Day [ ] 3 Day [ ] 4 Day [ ] 5 Day (Expedite Charges Apply)
	Field Filtered (if applicable): [ ] Yes [ ] No Analysis:

Container Preservative Type | Lab Project Manager:

** Preservative Types: (1) nitric acid, (2) sulfuric acid, (3) hydrochloric acid, (4) sodium hydroxide, (5) zinc acetate, (6) methanol, (7) sodium bisulfate, (8) sodium thiosulfate, (9) hexane, (A) ascorbic acid, (B) ammonium sulfate, (C) ammonium hydroxide, (D) TSP, (U) Unpreserved, (O) Other _____

* Matrix Codes (Insert in Matrix box below): Drinking Water (DW), Ground Water (GW), Wastewater (WW), Product (P), Soil/Solid (SL), Oil (OL), Wipe (WP), Air (AR), Tissue (TS), Bioassay (B), Vapor (V), Other (OT)

Customer Sample ID	Matrix *	Comp / Grab	Collected (or Composite Start) Date	Collected (or Composite Start) Time	Composite End Date	Composite End Time	Res Cl	# of Ctns	Analyses: VOCs 8260	Analyses: MADEP VPH	Lab Sample # / Comments
MW-54@15'-19.5'	SL	G	9/28/20	1509				6	X	X	001
MW-55@58'	SL	G	9/29/20	935				6	X	X	002

Lab Profile/Line:

Lab Sample Receipt Checklist:

Custody Seals Present/Intact	Y N NA
Custody Signatures Present	Y N NA
Collector Signature Present	Y N NA
Bottles Intact	Y N NA
Correct Bottles	Y N NA
Sufficient Volume	Y N NA
Samples Received on Ice	Y N NA
VOA - Headspace Acceptable	Y N NA
USDA Regulated Soils	Y N NA
Samples in Holding Time	Y N NA
Residual Chlorine Present	Y N NA
Cl Strips:	
Sample pH Acceptable	Y N NA
pH Strips:	
Sulfide Present	Y N NA
Lead Acetate Strips:	

LAB USE ONLY:
Lab Sample # / Comments:

92498039

Customer Remarks / Special Conditions / Possible Hazards:

Type of Ice Used: Wet Blue Dry None

Packing Material Used:

Radchem sample(s) screened (<500 cpm): Y N NA

SHORT HOLDS PRESENT (<72 hours): Y N N/A

Lab Tracking #: 2560447

Samples received via: FEDEX UPS Client Courier Pace Courier

Lab Sample Temperature Info:
Temp Blank Received: Y N NA
Therm ID#: 92706P
Cooler 1 Temp Upon Receipt: 2.9 oC
Cooler 1 Therm Corr. Factor: 0.00 oC
Cooler 1 Corrected Temp: 2.9 oC
Comments:

	Date/Time:		Date/Time:
Relinquished by/Company: (Signature) Apex	9/28/20 1830	Received by/Company: (Signature) Secure Area	
Relinquished by/Company: (Signature) Apex	9/30/20 1310	Received by/Company: (Signature)	9.30.20 1310
Relinquished by/Company: (Signature)	9.30.20 1326	Received by/Company: (Signature) Pace Mod	9/30/20 1326

MTJL LAB USE ONLY
Table #:
Acctnum:
Template:
Prelogin:
PM:
PB:

Trip Blank Received: Y N NA
HCL MeOH TSP Other

Non Conformance(s): YES / NO

Page: _____ of: _____

***Check mark top half of box if pH and/or dechlorination is verified and within the acceptance range for preservation samples.**

Exceptions: VOA, Coliform, TOC, Oil and Grease, DRO/8015 (water) DOC, LLHg

****Bottom half of box is to list number of bottle**

Project **WO# : 92498039**

PM: AMB Due Date: 10/07/20

CLIENT: 92-APEX MOOR

Item#	BP4U-125 mL Plastic Unpreserved (N/A) (Cl-)	BP3U-250 mL Plastic Unpreserved (N/A)	BP2U-500 mL Plastic Unpreserved (N/A)	BP1U-1 liter Plastic Unpreserved (N/A)	BP4S-125 mL Plastic H2SO4 (pH < 2) (Cl-)	BP3N-250 mL plastic HNO3 (pH < 2)	BP4Z-125 mL Plastic ZN Acetate & NaOH (>9)	BP4C-125 mL Plastic NaOH (pH > 12) (Cl-)	WGFU-Wide-mouthed Glass jar Unpreserved	AG1U-1 liter Amber Unpreserved (N/A) (Cl-)	AG1H-1 liter Amber HCl (pH < 2)	AG3U-250 mL Amber Unpreserved (N/A) (Cl-)	AG1S-1 liter Amber H2SO4 (pH < 2)	AG3S-250 mL Amber H2SO4 (pH < 2)	AG3A(DG3A)-250 mL Amber NH4Cl (N/A)(Cl-)	DG9H-40 mL VOA HCl (N/A)	VG9T-40 mL VOA Na2S2O3 (N/A)	VG9U-40 mL VOA Unp (N/A)	DG9P-40 mL VOA H3PO4 (N/A)	VOAK (6 vials per kit)-5035 kit (N/A)	V/GK (3 vials per kit)-VPH/Gas kit (N/A)	SP5T-125 mL Sterile Plastic (N/A – lab)	SP2T-250 mL Sterile Plastic (N/A – lab)		BP3A-250 mL Plastic (NH2)2SO4 (9.3-9.7)	AG0U-100 mL Amber Unpreserved vials (N/A)	VSGU-20 mL Scintillation vials (N/A)	DG9U-40 mL Amber Unpreserved vials (N/A)
1																						6							
2																						6							
3																													
4																													
5																													
6																													
7																													
8																													
9																													
10																													
11																													
12																													

pH Adjustment Log for Preserved Samples

Sample ID	Type of Preservative	pH upon receipt	Date preservation adjusted	Time preservation adjusted	Amount of Preservative added	Lot #

Note: Whenever there is a discrepancy affecting North Carolina compliance samples, a copy of this form will be sent to the North Carolina DEHNR Certification Office (i.e. Out of hold, incorrect preservative, out of temp, incorrect containers.

Pace Analytical Services, LLC
9800 Kincey Ave. Suite 100
Huntersville, NC 28078
(704)875-9092

October 12, 2020

Andrew Street
Apex Companies - NC
5900 Northwoods Business Pkwy
Suite 5900-0
Charlotte, NC 28269

RE: Project: 2020-L1-2448 Release
Pace Project No.: 92498395

Dear Andrew Street:

Enclosed are the analytical results for sample(s) received by the laboratory on October 01, 2020. The results relate only to the samples included in this report. Results reported herein conform to the applicable TNI/NELAC Standards and the laboratory's Quality Manual, where applicable, unless otherwise noted in the body of the report.

The test results provided in this final report were generated by each of the following laboratories within the Pace Network:

- Pace National - Mt. Juliet
- Pace Analytical Services - Charlotte

If you have any questions concerning this report, please feel free to contact me.

Sincerely,

Angela M. Baioni

Angela Baioni
angela.baioni@pacelabs.com
(704)875-9092
Project Manager

Enclosures

cc: J Culbreath, Colonial Pipeline Company
Robert Hughes, Colonial Pipeline
Margaret King, APEX Companies, LLC
Emily Little, Apex Companies
Jeff Morrison, Colonial Pipeline Company
Tom Naumann, APEX Companies - NC
Joe Nicolette, Montrose-EPS
Christopher Schultz, Apex Companies
Alex Testoff, Montrose-EPS
Michael Verdon, Colonial Pipeline Company
JM Wyatt, Colonial Pipeline Company

REPORT OF LABORATORY ANALYSIS

This report shall not be reproduced, except in full,
without the written consent of Pace Analytical Services, LLC.

Pace Analytical Services, LLC
9800 Kincey Ave. Suite 100
Huntersville, NC 28078
(704)875-9092

CERTIFICATIONS

Project: 2020-L1-2448 Release
Pace Project No.: 92498395

Pace Analytical Services National

12065 Lebanon Road, Mt. Juliet, TN 37122
Alabama Certification #: 40660
Alaska Certification 17-026
Arizona Certification #: AZ0612
Arkansas Certification #: 88-0469
California Certification #: 2932
Canada Certification #: 1461.01
Colorado Certification #: TN00003
Connecticut Certification #: PH-0197
DOD Certification: #1461.01
EPA# TN00003
Florida Certification #: E87487
Georgia DW Certification #: 923
Georgia Certification: NELAP
Idaho Certification #: TN00003
Illinois Certification #: 200008
Indiana Certification #: C-TN-01
Iowa Certification #: 364
Kansas Certification #: E-10277
Kentucky UST Certification #: 16
Kentucky Certification #: 90010
Louisiana Certification #: AI30792
Louisiana DW Certification #: LA180010
Maine Certification #: TN0002
Maryland Certification #: 324
Massachusetts Certification #: M-TN003
Michigan Certification #: 9958
Minnesota Certification #: 047-999-395
Mississippi Certification #: TN00003
Missouri Certification #: 340
Montana Certification #: CERT0086
Nebraska Certification #: NE-OS-15-05
Nevada Certification #: TN-03-2002-34
New Hampshire Certification #: 2975
New Jersey Certification #: TN002
New Mexico DW Certification
New York Certification #: 11742
North Carolina Aquatic Toxicity Certification #: 41
North Carolina Drinking Water Certification #: 21704
North Carolina Environmental Certificate #: 375
North Dakota Certification #: R-140
Ohio VAP Certification #: CL0069
Oklahoma Certification #: 9915
Oregon Certification #: TN200002
Pennsylvania Certification #: 68-02979
Rhode Island Certification #: LAO00356
South Carolina Certification #: 84004
South Dakota Certification
Tennessee DW/Chem/Micro Certification #: 2006
Texas Mold Certification #: LAB0152
Texas Certification #: T 104704245-17-14
USDA Soil Permit #: P330-15-00234
Utah Certification #: TN00003
Vermont Dept. of Health: ID# VT-2006
Virginia Certification #: VT2006
Virginia Certification #: 460132
Washington Certification #: C847
West Virginia Certification #: 233
Wisconsin Certification #: 998093910
Wyoming UST Certification #: via A2LA 2926.01
A2LA-ISO 17025 Certification #: 1461.01
A2LA-ISO 17025 Certification #: 1461.02
AIHA-LAP/LLC EMLAP Certification #:100789

Pace Analytical Services Charlotte

9800 Kincey Ave. Ste 100, Huntersville, NC 28078
Louisiana/NELAP Certification # LA170028
North Carolina Drinking Water Certification #: 37706
North Carolina Field Services Certification #: 5342
North Carolina Wastewater Certification #: 12
South Carolina Certification #: 99006001
Florida/NELAP Certification #: E87627
Kentucky UST Certification #: 84
Virginia/VELAP Certification #: 460221

REPORT OF LABORATORY ANALYSIS

This report shall not be reproduced, except in full,
without the written consent of Pace Analytical Services, LLC.

Pace Analytical Services, LLC
9800 Kincey Ave. Suite 100
Huntersville, NC 28078
(704)875-9092

SAMPLE ANALYTE COUNT

Project: 2020-L1-2448 Release
Pace Project No.: 92498395

Lab ID	Sample ID	Method	Analysts	Analytes Reported	Laboratory
92498395001	**MW-56 @ 15'**	MADEP VPH	BMB	6	PAN
		EPA 8260D	SAS	70	PASI-C
		ASTM D2974-87	KDF	1	PASI-C
		SM 2540G	KBC	1	PAN
92498395002	**MW-57 @ 12'**	MADEP VPH	BMB	6	PAN
		EPA 8260D	SAS	70	PASI-C
		ASTM D2974-87	KDF	1	PASI-C
		SM 2540G	KBC	1	PAN

PAN = Pace National - Mt. Juliet
PASI-C = Pace Analytical Services - Charlotte

This report shall not be reproduced, except in full,
without the written consent of Pace Analytical Services, LLC.

Pace Analytical Services, LLC
9800 Kincey Ave. Suite 100
Huntersville, NC 28078
(704)875-9092

ANALYTICAL RESULTS

Project: 2020-L1-2448 Release
Pace Project No.: 92498395

Sample: MW-56 @ 15' **Lab ID: 92498395001** Collected: 09/30/20 14:05 Received: 10/01/20 17:21 Matrix: Solid

Results reported on a "dry weight" basis and are adjusted for percent moisture, sample size and any dilutions.

Parameters	Results	Units	Report Limit	DF	Prepared	Analyzed	CAS No.	Qual
MADEPV	Analytical Method: MADEP VPH Preparation Method: MADEPV Pace National - Mt. Juliet							
Aliphatic (C05-C08)	ND	mg/kg	6.86	1	09/30/20 14:05	10/08/20 17:19		
Aliphatic (C09-C12)	ND	mg/kg	6.86	1	09/30/20 14:05	10/08/20 17:19		
Aromatic (C09-C10),Unadjusted	ND	mg/kg	6.86	1	09/30/20 14:05	10/08/20 17:19	TPHC9C10A	
Total VPH	ND	mg/kg	6.86	1	09/30/20 14:05	10/08/20 17:19	VPH	
Surrogates								
2,5-Dibromotoluene (FID)	82.1	%	70.0-130	1	09/30/20 14:05	10/08/20 17:19	615-59-8FID	
2,5-Dibromotoluene (PID)	86.9	%	70.0-130	1	09/30/20 14:05	10/08/20 17:19	615-59-8PID	
8260D/5035A/5030B Volatiles	Analytical Method: EPA 8260D Preparation Method: EPA 5035A/5030B Pace Analytical Services - Charlotte							
Acetone	ND	ug/kg	107	1	10/02/20 11:36	10/02/20 19:04	67-64-1	
Benzene	ND	ug/kg	5.4	1	10/02/20 11:36	10/02/20 19:04	71-43-2	
Bromobenzene	ND	ug/kg	5.4	1	10/02/20 11:36	10/02/20 19:04	108-86-1	
Bromochloromethane	ND	ug/kg	5.4	1	10/02/20 11:36	10/02/20 19:04	74-97-5	
Bromodichloromethane	ND	ug/kg	5.4	1	10/02/20 11:36	10/02/20 19:04	75-27-4	
Bromoform	ND	ug/kg	5.4	1	10/02/20 11:36	10/02/20 19:04	75-25-2	
Bromomethane	ND	ug/kg	10.7	1	10/02/20 11:36	10/02/20 19:04	74-83-9	
2-Butanone (MEK)	ND	ug/kg	107	1	10/02/20 11:36	10/02/20 19:04	78-93-3	
n-Butylbenzene	ND	ug/kg	5.4	1	10/02/20 11:36	10/02/20 19:04	104-51-8	
sec-Butylbenzene	ND	ug/kg	5.4	1	10/02/20 11:36	10/02/20 19:04	135-98-8	
tert-Butylbenzene	ND	ug/kg	5.4	1	10/02/20 11:36	10/02/20 19:04	98-06-6	v2
Carbon tetrachloride	ND	ug/kg	5.4	1	10/02/20 11:36	10/02/20 19:04	56-23-5	
Chlorobenzene	ND	ug/kg	5.4	1	10/02/20 11:36	10/02/20 19:04	108-90-7	
Chloroethane	ND	ug/kg	10.7	1	10/02/20 11:36	10/02/20 19:04	75-00-3	IK
Chloroform	ND	ug/kg	5.4	1	10/02/20 11:36	10/02/20 19:04	67-66-3	
Chloromethane	ND	ug/kg	10.7	1	10/02/20 11:36	10/02/20 19:04	74-87-3	
2-Chlorotoluene	ND	ug/kg	5.4	1	10/02/20 11:36	10/02/20 19:04	95-49-8	
4-Chlorotoluene	ND	ug/kg	5.4	1	10/02/20 11:36	10/02/20 19:04	106-43-4	
1,2-Dibromo-3-chloropropane	ND	ug/kg	5.4	1	10/02/20 11:36	10/02/20 19:04	96-12-8	
Dibromochloromethane	ND	ug/kg	5.4	1	10/02/20 11:36	10/02/20 19:04	124-48-1	
1,2-Dibromoethane (EDB)	ND	ug/kg	5.4	1	10/02/20 11:36	10/02/20 19:04	106-93-4	
Dibromomethane	ND	ug/kg	5.4	1	10/02/20 11:36	10/02/20 19:04	74-95-3	
1,2-Dichlorobenzene	ND	ug/kg	5.4	1	10/02/20 11:36	10/02/20 19:04	95-50-1	
1,3-Dichlorobenzene	ND	ug/kg	5.4	1	10/02/20 11:36	10/02/20 19:04	541-73-1	
1,4-Dichlorobenzene	ND	ug/kg	5.4	1	10/02/20 11:36	10/02/20 19:04	106-46-7	
Dichlorodifluoromethane	ND	ug/kg	10.7	1	10/02/20 11:36	10/02/20 19:04	75-71-8	v1
1,1-Dichloroethane	ND	ug/kg	5.4	1	10/02/20 11:36	10/02/20 19:04	75-34-3	
1,2-Dichloroethane	ND	ug/kg	5.4	1	10/02/20 11:36	10/02/20 19:04	107-06-2	
1,1-Dichloroethene	ND	ug/kg	5.4	1	10/02/20 11:36	10/02/20 19:04	75-35-4	
cis-1,2-Dichloroethene	ND	ug/kg	5.4	1	10/02/20 11:36	10/02/20 19:04	156-59-2	
trans-1,2-Dichloroethene	ND	ug/kg	5.4	1	10/02/20 11:36	10/02/20 19:04	156-60-5	
1,2-Dichloropropane	ND	ug/kg	5.4	1	10/02/20 11:36	10/02/20 19:04	78-87-5	
1,3-Dichloropropane	ND	ug/kg	5.4	1	10/02/20 11:36	10/02/20 19:04	142-28-9	
2,2-Dichloropropane	ND	ug/kg	5.4	1	10/02/20 11:36	10/02/20 19:04	594-20-7	
1,1-Dichloropropene	ND	ug/kg	5.4	1	10/02/20 11:36	10/02/20 19:04	563-58-6	

REPORT OF LABORATORY ANALYSIS

This report shall not be reproduced, except in full,
without the written consent of Pace Analytical Services, LLC.

Pace Analytical Services, LLC
9800 Kincey Ave. Suite 100
Huntersville, NC 28078
(704)875-9092

ANALYTICAL RESULTS

Project: 2020-L1-2448 Release
Pace Project No.: 92498395

Sample: MW-56 @ 15' **Lab ID: 92498395001** Collected: 09/30/20 14:05 Received: 10/01/20 17:21 Matrix: Solid

Results reported on a "dry weight" basis and are adjusted for percent moisture, sample size and any dilutions.

Parameters	Results	Units	Report Limit	DF	Prepared	Analyzed	CAS No.	Qual
8260D/5035A/5030B Volatiles	Analytical Method: EPA 8260D Preparation Method: EPA 5035A/5030B Pace Analytical Services - Charlotte							
cis-1,3-Dichloropropene	ND	ug/kg	5.4	1	10/02/20 11:36	10/02/20 19:04	10061-01-5	
trans-1,3-Dichloropropene	ND	ug/kg	5.4	1	10/02/20 11:36	10/02/20 19:04	10061-02-6	
Diisopropyl ether	ND	ug/kg	5.4	1	10/02/20 11:36	10/02/20 19:04	108-20-3	
Ethylbenzene	ND	ug/kg	5.4	1	10/02/20 11:36	10/02/20 19:04	100-41-4	
Hexachloro-1,3-butadiene	ND	ug/kg	5.4	1	10/02/20 11:36	10/02/20 19:04	87-68-3	
2-Hexanone	ND	ug/kg	53.6	1	10/02/20 11:36	10/02/20 19:04	591-78-6	
Isopropylbenzene (Cumene)	ND	ug/kg	5.4	1	10/02/20 11:36	10/02/20 19:04	98-82-8	
p-Isopropyltoluene	ND	ug/kg	5.4	1	10/02/20 11:36	10/02/20 19:04	99-87-6	
Methylene Chloride	ND	ug/kg	21.4	1	10/02/20 11:36	10/02/20 19:04	75-09-2	
4-Methyl-2-pentanone (MIBK)	ND	ug/kg	53.6	1	10/02/20 11:36	10/02/20 19:04	108-10-1	
Methyl-tert-butyl ether	ND	ug/kg	5.4	1	10/02/20 11:36	10/02/20 19:04	1634-04-4	
Naphthalene	ND	ug/kg	5.4	1	10/02/20 11:36	10/02/20 19:04	91-20-3	
n-Propylbenzene	ND	ug/kg	5.4	1	10/02/20 11:36	10/02/20 19:04	103-65-1	
Styrene	ND	ug/kg	5.4	1	10/02/20 11:36	10/02/20 19:04	100-42-5	
1,1,1,2-Tetrachloroethane	ND	ug/kg	5.4	1	10/02/20 11:36	10/02/20 19:04	630-20-6	
1,1,2,2-Tetrachloroethane	ND	ug/kg	5.4	1	10/02/20 11:36	10/02/20 19:04	79-34-5	
Tetrachloroethene	ND	ug/kg	5.4	1	10/02/20 11:36	10/02/20 19:04	127-18-4	
Toluene	ND	ug/kg	5.4	1	10/02/20 11:36	10/02/20 19:04	108-88-3	
1,2,3-Trichlorobenzene	ND	ug/kg	5.4	1	10/02/20 11:36	10/02/20 19:04	87-61-6	
1,2,4-Trichlorobenzene	ND	ug/kg	5.4	1	10/02/20 11:36	10/02/20 19:04	120-82-1	
1,1,1-Trichloroethane	ND	ug/kg	5.4	1	10/02/20 11:36	10/02/20 19:04	71-55-6	
1,1,2-Trichloroethane	ND	ug/kg	5.4	1	10/02/20 11:36	10/02/20 19:04	79-00-5	
Trichloroethene	ND	ug/kg	5.4	1	10/02/20 11:36	10/02/20 19:04	79-01-6	
Trichlorofluoromethane	ND	ug/kg	5.4	1	10/02/20 11:36	10/02/20 19:04	75-69-4	
1,2,3-Trichloropropane	ND	ug/kg	5.4	1	10/02/20 11:36	10/02/20 19:04	96-18-4	
1,2,4-Trimethylbenzene	ND	ug/kg	5.4	1	10/02/20 11:36	10/02/20 19:04	95-63-6	
1,3,5-Trimethylbenzene	ND	ug/kg	5.4	1	10/02/20 11:36	10/02/20 19:04	108-67-8	
Vinyl acetate	ND	ug/kg	53.6	1	10/02/20 11:36	10/02/20 19:04	108-05-4	
Vinyl chloride	ND	ug/kg	10.7	1	10/02/20 11:36	10/02/20 19:04	75-01-4	
Xylene (Total)	ND	ug/kg	10.7	1	10/02/20 11:36	10/02/20 19:04	1330-20-7	
m&p-Xylene	ND	ug/kg	10.7	1	10/02/20 11:36	10/02/20 19:04	179601-23-1	
o-Xylene	ND	ug/kg	5.4	1	10/02/20 11:36	10/02/20 19:04	95-47-6	
Surrogates								
Toluene-d8 (S)	101	%	70-130	1	10/02/20 11:36	10/02/20 19:04	2037-26-5	
4-Bromofluorobenzene (S)	100	%	70-130	1	10/02/20 11:36	10/02/20 19:04	460-00-4	
1,2-Dichloroethane-d4 (S)	104	%	70-132	1	10/02/20 11:36	10/02/20 19:04	17060-07-0	
Percent Moisture	Analytical Method: ASTM D2974-87 Pace Analytical Services - Charlotte							
Percent Moisture	**14.6**	%	0.10	1		10/01/20 17:41		
Total Solids 2540 G-2011	Analytical Method: SM 2540G Preparation Method: SM 2540 G Pace National - Mt. Juliet							
Total Solids	**85.2**	%		1	10/07/20 03:05	10/07/20 03:13		

REPORT OF LABORATORY ANALYSIS

This report shall not be reproduced, except in full,
without the written consent of Pace Analytical Services, LLC.

Pace Analytical Services, LLC
9800 Kincey Ave. Suite 100
Huntersville, NC 28078
(704)875-9092

ANALYTICAL RESULTS

Project: 2020-L1-2448 Release
Pace Project No.: 92498395

Sample: MW-57 @ 12' **Lab ID: 92498395002** Collected: 09/30/20 16:45 Received: 10/01/20 17:21 Matrix: Solid

Results reported on a "dry weight" basis and are adjusted for percent moisture, sample size and any dilutions.

Parameters	Results	Units	Report Limit	DF	Prepared	Analyzed	CAS No.	Qual
MADEPV	Analytical Method: MADEP VPH Preparation Method: MADEPV Pace National - Mt. Juliet							
Aliphatic (C05-C08)	ND	mg/kg	8.05	1	09/30/20 16:45	10/08/20 17:52		
Aliphatic (C09-C12)	ND	mg/kg	8.05	1	09/30/20 16:45	10/08/20 17:52		
Aromatic (C09-C10),Unadjusted	ND	mg/kg	8.05	1	09/30/20 16:45	10/08/20 17:52	TPHC9C10A	
Total VPH	ND	mg/kg	8.05	1	09/30/20 16:45	10/08/20 17:52	VPH	
Surrogates								
2,5-Dibromotoluene (FID)	84.3	%	70.0-130	1	09/30/20 16:45	10/08/20 17:52	615-59-8FID	
2,5-Dibromotoluene (PID)	97.0	%	70.0-130	1	09/30/20 16:45	10/08/20 17:52	615-59-8PID	
8260D/5035A/5030B Volatiles	Analytical Method: EPA 8260D Preparation Method: EPA 5035A/5030B Pace Analytical Services - Charlotte							
Acetone	ND	ug/kg	114	1	10/02/20 11:36	10/02/20 19:21	67-64-1	
Benzene	ND	ug/kg	5.7	1	10/02/20 11:36	10/02/20 19:21	71-43-2	
Bromobenzene	ND	ug/kg	5.7	1	10/02/20 11:36	10/02/20 19:21	108-86-1	
Bromochloromethane	ND	ug/kg	5.7	1	10/02/20 11:36	10/02/20 19:21	74-97-5	
Bromodichloromethane	ND	ug/kg	5.7	1	10/02/20 11:36	10/02/20 19:21	75-27-4	
Bromoform	ND	ug/kg	5.7	1	10/02/20 11:36	10/02/20 19:21	75-25-2	
Bromomethane	ND	ug/kg	11.4	1	10/02/20 11:36	10/02/20 19:21	74-83-9	
2-Butanone (MEK)	ND	ug/kg	114	1	10/02/20 11:36	10/02/20 19:21	78-93-3	
n-Butylbenzene	ND	ug/kg	5.7	1	10/02/20 11:36	10/02/20 19:21	104-51-8	
sec-Butylbenzene	ND	ug/kg	5.7	1	10/02/20 11:36	10/02/20 19:21	135-98-8	
tert-Butylbenzene	ND	ug/kg	5.7	1	10/02/20 11:36	10/02/20 19:21	98-06-6	v2
Carbon tetrachloride	ND	ug/kg	5.7	1	10/02/20 11:36	10/02/20 19:21	56-23-5	
Chlorobenzene	ND	ug/kg	5.7	1	10/02/20 11:36	10/02/20 19:21	108-90-7	
Chloroethane	ND	ug/kg	11.4	1	10/02/20 11:36	10/02/20 19:21	75-00-3	IK
Chloroform	ND	ug/kg	5.7	1	10/02/20 11:36	10/02/20 19:21	67-66-3	
Chloromethane	ND	ug/kg	11.4	1	10/02/20 11:36	10/02/20 19:21	74-87-3	
2-Chlorotoluene	ND	ug/kg	5.7	1	10/02/20 11:36	10/02/20 19:21	95-49-8	
4-Chlorotoluene	ND	ug/kg	5.7	1	10/02/20 11:36	10/02/20 19:21	106-43-4	
1,2-Dibromo-3-chloropropane	ND	ug/kg	5.7	1	10/02/20 11:36	10/02/20 19:21	96-12-8	
Dibromochloromethane	ND	ug/kg	5.7	1	10/02/20 11:36	10/02/20 19:21	124-48-1	
1,2-Dibromoethane (EDB)	ND	ug/kg	5.7	1	10/02/20 11:36	10/02/20 19:21	106-93-4	
Dibromomethane	ND	ug/kg	5.7	1	10/02/20 11:36	10/02/20 19:21	74-95-3	
1,2-Dichlorobenzene	ND	ug/kg	5.7	1	10/02/20 11:36	10/02/20 19:21	95-50-1	
1,3-Dichlorobenzene	ND	ug/kg	5.7	1	10/02/20 11:36	10/02/20 19:21	541-73-1	
1,4-Dichlorobenzene	ND	ug/kg	5.7	1	10/02/20 11:36	10/02/20 19:21	106-46-7	
Dichlorodifluoromethane	ND	ug/kg	11.4	1	10/02/20 11:36	10/02/20 19:21	75-71-8	v1
1,1-Dichloroethane	ND	ug/kg	5.7	1	10/02/20 11:36	10/02/20 19:21	75-34-3	
1,2-Dichloroethane	ND	ug/kg	5.7	1	10/02/20 11:36	10/02/20 19:21	107-06-2	
1,1-Dichloroethene	ND	ug/kg	5.7	1	10/02/20 11:36	10/02/20 19:21	75-35-4	
cis-1,2-Dichloroethene	ND	ug/kg	5.7	1	10/02/20 11:36	10/02/20 19:21	156-59-2	
trans-1,2-Dichloroethene	ND	ug/kg	5.7	1	10/02/20 11:36	10/02/20 19:21	156-60-5	
1,2-Dichloropropane	ND	ug/kg	5.7	1	10/02/20 11:36	10/02/20 19:21	78-87-5	
1,3-Dichloropropane	ND	ug/kg	5.7	1	10/02/20 11:36	10/02/20 19:21	142-28-9	
2,2-Dichloropropane	ND	ug/kg	5.7	1	10/02/20 11:36	10/02/20 19:21	594-20-7	
1,1-Dichloropropene	ND	ug/kg	5.7	1	10/02/20 11:36	10/02/20 19:21	563-58-6	

REPORT OF LABORATORY ANALYSIS

This report shall not be reproduced, except in full,
without the written consent of Pace Analytical Services, LLC.

Pace Analytical Services, LLC
9800 Kincey Ave. Suite 100
Huntersville, NC 28078
(704)875-9092

ANALYTICAL RESULTS

Project: 2020-L1-2448 Release
Pace Project No.: 92498395

Sample: MW-57 @ 12' **Lab ID: 92498395002** Collected: 09/30/20 16:45 Received: 10/01/20 17:21 Matrix: Solid

Results reported on a "dry weight" basis and are adjusted for percent moisture, sample size and any dilutions.

Parameters	Results	Units	Report Limit	DF	Prepared	Analyzed	CAS No.	Qual
8260D/5035A/5030B Volatiles	Analytical Method: EPA 8260D Preparation Method: EPA 5035A/5030B Pace Analytical Services - Charlotte							
cis-1,3-Dichloropropene	ND	ug/kg	5.7	1	10/02/20 11:36	10/02/20 19:21	10061-01-5	
trans-1,3-Dichloropropene	ND	ug/kg	5.7	1	10/02/20 11:36	10/02/20 19:21	10061-02-6	
Diisopropyl ether	ND	ug/kg	5.7	1	10/02/20 11:36	10/02/20 19:21	108-20-3	
Ethylbenzene	ND	ug/kg	5.7	1	10/02/20 11:36	10/02/20 19:21	100-41-4	
Hexachloro-1,3-butadiene	ND	ug/kg	5.7	1	10/02/20 11:36	10/02/20 19:21	87-68-3	
2-Hexanone	ND	ug/kg	56.9	1	10/02/20 11:36	10/02/20 19:21	591-78-6	
Isopropylbenzene (Cumene)	ND	ug/kg	5.7	1	10/02/20 11:36	10/02/20 19:21	98-82-8	
p-Isopropyltoluene	ND	ug/kg	5.7	1	10/02/20 11:36	10/02/20 19:21	99-87-6	
Methylene Chloride	ND	ug/kg	22.7	1	10/02/20 11:36	10/02/20 19:21	75-09-2	
4-Methyl-2-pentanone (MIBK)	ND	ug/kg	56.9	1	10/02/20 11:36	10/02/20 19:21	108-10-1	
Methyl-tert-butyl ether	ND	ug/kg	5.7	1	10/02/20 11:36	10/02/20 19:21	1634-04-4	
Naphthalene	ND	ug/kg	5.7	1	10/02/20 11:36	10/02/20 19:21	91-20-3	
n-Propylbenzene	ND	ug/kg	5.7	1	10/02/20 11:36	10/02/20 19:21	103-65-1	
Styrene	ND	ug/kg	5.7	1	10/02/20 11:36	10/02/20 19:21	100-42-5	
1,1,1,2-Tetrachloroethane	ND	ug/kg	5.7	1	10/02/20 11:36	10/02/20 19:21	630-20-6	
1,1,2,2-Tetrachloroethane	ND	ug/kg	5.7	1	10/02/20 11:36	10/02/20 19:21	79-34-5	
Tetrachloroethene	ND	ug/kg	5.7	1	10/02/20 11:36	10/02/20 19:21	127-18-4	
Toluene	ND	ug/kg	5.7	1	10/02/20 11:36	10/02/20 19:21	108-88-3	
1,2,3-Trichlorobenzene	ND	ug/kg	5.7	1	10/02/20 11:36	10/02/20 19:21	87-61-6	
1,2,4-Trichlorobenzene	ND	ug/kg	5.7	1	10/02/20 11:36	10/02/20 19:21	120-82-1	
1,1,1-Trichloroethane	ND	ug/kg	5.7	1	10/02/20 11:36	10/02/20 19:21	71-55-6	
1,1,2-Trichloroethane	ND	ug/kg	5.7	1	10/02/20 11:36	10/02/20 19:21	79-00-5	
Trichloroethene	ND	ug/kg	5.7	1	10/02/20 11:36	10/02/20 19:21	79-01-6	
Trichlorofluoromethane	ND	ug/kg	5.7	1	10/02/20 11:36	10/02/20 19:21	75-69-4	
1,2,3-Trichloropropane	ND	ug/kg	5.7	1	10/02/20 11:36	10/02/20 19:21	96-18-4	
1,2,4-Trimethylbenzene	ND	ug/kg	5.7	1	10/02/20 11:36	10/02/20 19:21	95-63-6	
1,3,5-Trimethylbenzene	ND	ug/kg	5.7	1	10/02/20 11:36	10/02/20 19:21	108-67-8	
Vinyl acetate	ND	ug/kg	56.9	1	10/02/20 11:36	10/02/20 19:21	108-05-4	
Vinyl chloride	ND	ug/kg	11.4	1	10/02/20 11:36	10/02/20 19:21	75-01-4	
Xylene (Total)	ND	ug/kg	11.4	1	10/02/20 11:36	10/02/20 19:21	1330-20-7	
m&p-Xylene	ND	ug/kg	11.4	1	10/02/20 11:36	10/02/20 19:21	179601-23-1	
o-Xylene	ND	ug/kg	5.7	1	10/02/20 11:36	10/02/20 19:21	95-47-6	
Surrogates								
Toluene-d8 (S)	99	%	70-130	1	10/02/20 11:36	10/02/20 19:21	2037-26-5	
4-Bromofluorobenzene (S)	99	%	70-130	1	10/02/20 11:36	10/02/20 19:21	460-00-4	
1,2-Dichloroethane-d4 (S)	104	%	70-132	1	10/02/20 11:36	10/02/20 19:21	17060-07-0	
Percent Moisture	Analytical Method: ASTM D2974-87 Pace Analytical Services - Charlotte							
Percent Moisture	**21.2**	%	0.10	1		10/01/20 17:41		
Total Solids 2540 G-2011	Analytical Method: SM 2540G Preparation Method: SM 2540 G Pace National - Mt. Juliet							
Total Solids	**77.6**	%		1	10/07/20 14:06	10/07/20 14:15		

REPORT OF LABORATORY ANALYSIS

This report shall not be reproduced, except in full,
without the written consent of Pace Analytical Services, LLC.

Pace Analytical Services, LLC
9800 Kincey Ave. Suite 100
Huntersville, NC 28078
(704)875-9092

QUALITY CONTROL DATA

Project: 2020-L1-2448 Release
Pace Project No.: 92498395

QC Batch: 1555622
QC Batch Method: MADEPV
Analysis Method: MADEP VPH
Analysis Description: MADEPV
Laboratory: Pace National - Mt. Juliet
Associated Lab Samples: 92498395001, 92498395002

METHOD BLANK: R3579754-3 Matrix: Solid
Associated Lab Samples: 92498395001, 92498395002

Parameter	Units	Blank Result	Reporting Limit	Analyzed	Qualifiers
Aliphatic (C05-C08)	mg/kg	ND	5.00	10/08/20 14:11	
Aliphatic (C09-C12)	mg/kg	ND	5.00	10/08/20 14:11	
Aromatic (C09-C10),Unadjusted	mg/kg	ND	5.00	10/08/20 14:11	
Total VPH	mg/kg	ND	5.00	10/08/20 14:11	
2,5-Dibromotoluene (FID)	%	86.3	70.0-130	10/08/20 14:11	
2,5-Dibromotoluene (PID)	%	99.9	70.0-130	10/08/20 14:11	

LABORATORY CONTROL SAMPLE & LCSD: R3579754-1 R3579754-2

Parameter	Units	Spike Conc.	LCS Result	LCSD Result	LCS % Rec	LCSD % Rec	% Rec Limits	RPD	Max RPD	Qualifiers
Aliphatic (C05-C08)	mg/kg	60.0	51.2	52.4	85.3	87.3	70.0-130	2.32	25	
Aliphatic (C09-C12)	mg/kg	70.0	58.1	63.8	83.0	91.1	70.0-130	9.35	25	
Aromatic (C09-C10),Unadjusted	mg/kg	10.0	10.1	11.1	101	111	70.0-130	9.43	25	
Total VPH	mg/kg	140	119	127	85.0	90.7	70.0-130	6.50	25	
2,5-Dibromotoluene (FID)	%				85.6	90.6	70.0-130			
2,5-Dibromotoluene (PID)	%				101	106	70.0-130			

MATRIX SPIKE & MATRIX SPIKE DUPLICATE: R3579754-4 R3579754-5

Parameter	Units	92498395002 Result	MS Spike Conc.	MSD Spike Conc.	MS Result	MSD Result	MS % Rec	MSD % Rec	% Rec Limits	RPD	Qual
Aliphatic (C05-C08)	mg/kg	ND	86.0	86.0	80.8	76.1	94.0	88.6	70.0-130	5.95	
Aliphatic (C09-C12)	mg/kg	ND	100	100	98.4	94.8	98.1	94.5	70.0-130	3.67	
Aromatic (C09-C10),Unadjusted	mg/kg	ND	14.3	14.3	16.9	16.4	118	115	70.0-130	2.90	
Total VPH	mg/kg	ND	201	201	196	187	97.6	92.8	70.0-130	5.04	
2,5-Dibromotoluene (FID)	%						86.0	86.4	70.0-130		
2,5-Dibromotoluene (PID)	%						101	101	70.0-130		

Results presented on this page are in the units indicated by the "Units" column except where an alternate unit is presented to the right of the result.

REPORT OF LABORATORY ANALYSIS

This report shall not be reproduced, except in full,
without the written consent of Pace Analytical Services, LLC.

Pace Analytical Services, LLC
9800 Kincey Ave. Suite 100
Huntersville, NC 28078
(704)875-9092

QUALITY CONTROL DATA

Project: 2020-L1-2448 Release
Pace Project No.: 92498395

QC Batch: 570568
QC Batch Method: EPA 5035A/5030B
Analysis Method: EPA 8260D
Analysis Description: 8260D 5035A 5030B
Laboratory: Pace Analytical Services - Charlotte
Associated Lab Samples: 92498395001, 92498395002

METHOD BLANK: 3022521 Matrix: Solid
Associated Lab Samples: 92498395001, 92498395002

Parameter	Units	Blank Result	Reporting Limit	Analyzed	Qualifiers
1,1,1,2-Tetrachloroethane	ug/kg	ND	5.0	10/02/20 12:55	
1,1,1-Trichloroethane	ug/kg	ND	5.0	10/02/20 12:55	
1,1,2,2-Tetrachloroethane	ug/kg	ND	5.0	10/02/20 12:55	
1,1,2-Trichloroethane	ug/kg	ND	5.0	10/02/20 12:55	
1,1-Dichloroethane	ug/kg	ND	5.0	10/02/20 12:55	
1,1-Dichloroethene	ug/kg	ND	5.0	10/02/20 12:55	
1,1-Dichloropropene	ug/kg	ND	5.0	10/02/20 12:55	
1,2,3-Trichlorobenzene	ug/kg	ND	5.0	10/02/20 12:55	
1,2,3-Trichloropropane	ug/kg	ND	5.0	10/02/20 12:55	
1,2,4-Trichlorobenzene	ug/kg	ND	5.0	10/02/20 12:55	
1,2,4-Trimethylbenzene	ug/kg	ND	5.0	10/02/20 12:55	
1,2-Dibromo-3-chloropropane	ug/kg	ND	5.0	10/02/20 12:55	
1,2-Dibromoethane (EDB)	ug/kg	ND	5.0	10/02/20 12:55	
1,2-Dichlorobenzene	ug/kg	ND	5.0	10/02/20 12:55	
1,2-Dichloroethane	ug/kg	ND	5.0	10/02/20 12:55	
1,2-Dichloropropane	ug/kg	ND	5.0	10/02/20 12:55	
1,3,5-Trimethylbenzene	ug/kg	ND	5.0	10/02/20 12:55	
1,3-Dichlorobenzene	ug/kg	ND	5.0	10/02/20 12:55	
1,3-Dichloropropane	ug/kg	ND	5.0	10/02/20 12:55	
1,4-Dichlorobenzene	ug/kg	ND	5.0	10/02/20 12:55	
2,2-Dichloropropane	ug/kg	ND	5.0	10/02/20 12:55	
2-Butanone (MEK)	ug/kg	ND	100	10/02/20 12:55	
2-Chlorotoluene	ug/kg	ND	5.0	10/02/20 12:55	
2-Hexanone	ug/kg	ND	50.0	10/02/20 12:55	
4-Chlorotoluene	ug/kg	ND	5.0	10/02/20 12:55	
4-Methyl-2-pentanone (MIBK)	ug/kg	ND	50.0	10/02/20 12:55	
Acetone	ug/kg	ND	100	10/02/20 12:55	
Benzene	ug/kg	ND	5.0	10/02/20 12:55	
Bromobenzene	ug/kg	ND	5.0	10/02/20 12:55	
Bromochloromethane	ug/kg	ND	5.0	10/02/20 12:55	
Bromodichloromethane	ug/kg	ND	5.0	10/02/20 12:55	
Bromoform	ug/kg	ND	5.0	10/02/20 12:55	
Bromomethane	ug/kg	ND	10.0	10/02/20 12:55	
Carbon tetrachloride	ug/kg	ND	5.0	10/02/20 12:55	
Chlorobenzene	ug/kg	ND	5.0	10/02/20 12:55	
Chloroethane	ug/kg	ND	10.0	10/02/20 12:55	IK
Chloroform	ug/kg	ND	5.0	10/02/20 12:55	
Chloromethane	ug/kg	ND	10.0	10/02/20 12:55	
cis-1,2-Dichloroethene	ug/kg	ND	5.0	10/02/20 12:55	
cis-1,3-Dichloropropene	ug/kg	ND	5.0	10/02/20 12:55	

Results presented on this page are in the units indicated by the "Units" column except where an alternate unit is presented to the right of the result.

REPORT OF LABORATORY ANALYSIS

This report shall not be reproduced, except in full,
without the written consent of Pace Analytical Services, LLC.

Pace Analytical Services, LLC
9800 Kincey Ave. Suite 100
Huntersville, NC 28078
(704)875-9092

QUALITY CONTROL DATA

Project: 2020-L1-2448 Release
Pace Project No.: 92498395

METHOD BLANK: 3022521 Matrix: Solid
Associated Lab Samples: 92498395001, 92498395002

Parameter	Units	Blank Result	Reporting Limit	Analyzed	Qualifiers
Dibromochloromethane	ug/kg	ND	5.0	10/02/20 12:55	
Dibromomethane	ug/kg	ND	5.0	10/02/20 12:55	
Dichlorodifluoromethane	ug/kg	ND	10.0	10/02/20 12:55	v1
Diisopropyl ether	ug/kg	ND	5.0	10/02/20 12:55	
Ethylbenzene	ug/kg	ND	5.0	10/02/20 12:55	
Hexachloro-1,3-butadiene	ug/kg	ND	5.0	10/02/20 12:55	
Isopropylbenzene (Cumene)	ug/kg	ND	5.0	10/02/20 12:55	
m&p-Xylene	ug/kg	ND	10.0	10/02/20 12:55	
Methyl-tert-butyl ether	ug/kg	ND	5.0	10/02/20 12:55	
Methylene Chloride	ug/kg	ND	20.0	10/02/20 12:55	
n-Butylbenzene	ug/kg	ND	5.0	10/02/20 12:55	
n-Propylbenzene	ug/kg	ND	5.0	10/02/20 12:55	
Naphthalene	ug/kg	ND	5.0	10/02/20 12:55	
o-Xylene	ug/kg	ND	5.0	10/02/20 12:55	
p-Isopropyltoluene	ug/kg	ND	5.0	10/02/20 12:55	
sec-Butylbenzene	ug/kg	ND	5.0	10/02/20 12:55	
Styrene	ug/kg	ND	5.0	10/02/20 12:55	
tert-Butylbenzene	ug/kg	ND	5.0	10/02/20 12:55	v2
Tetrachloroethene	ug/kg	ND	5.0	10/02/20 12:55	
Toluene	ug/kg	ND	5.0	10/02/20 12:55	
trans-1,2-Dichloroethene	ug/kg	ND	5.0	10/02/20 12:55	
trans-1,3-Dichloropropene	ug/kg	ND	5.0	10/02/20 12:55	
Trichloroethene	ug/kg	ND	5.0	10/02/20 12:55	
Trichlorofluoromethane	ug/kg	ND	5.0	10/02/20 12:55	
Vinyl acetate	ug/kg	ND	50.0	10/02/20 12:55	
Vinyl chloride	ug/kg	ND	10.0	10/02/20 12:55	
Xylene (Total)	ug/kg	ND	10.0	10/02/20 12:55	
1,2-Dichloroethane-d4 (S)	%	104	70-132	10/02/20 12:55	
4-Bromofluorobenzene (S)	%	98	70-130	10/02/20 12:55	
Toluene-d8 (S)	%	99	70-130	10/02/20 12:55	

LABORATORY CONTROL SAMPLE: 3022522

Parameter	Units	Spike Conc.	LCS Result	LCS % Rec	% Rec Limits	Qualifiers
1,1,1,2-Tetrachloroethane	ug/kg	1250	1360	109	70-130	
1,1,1-Trichloroethane	ug/kg	1250	1360	109	70-130	
1,1,2,2-Tetrachloroethane	ug/kg	1250	1280	103	55-130	
1,1,2-Trichloroethane	ug/kg	1250	1290	103	70-130	
1,1-Dichloroethane	ug/kg	1250	1350	108	68-130	
1,1-Dichloroethene	ug/kg	1250	1460	117	70-130	
1,1-Dichloropropene	ug/kg	1250	1180	94	70-130	
1,2,3-Trichlorobenzene	ug/kg	1250	1270	102	70-130	
1,2,3-Trichloropropane	ug/kg	1250	1280	102	70-130	
1,2,4-Trichlorobenzene	ug/kg	1250	1330	106	70-130	

Results presented on this page are in the units indicated by the "Units" column except where an alternate unit is presented to the right of the result.

REPORT OF LABORATORY ANALYSIS

This report shall not be reproduced, except in full,
without the written consent of Pace Analytical Services, LLC.

Pace Analytical Services, LLC
9800 Kincey Ave. Suite 100
Huntersville, NC 28078
(704)875-9092

QUALITY CONTROL DATA

Project: 2020-L1-2448 Release
Pace Project No.: 92498395

LABORATORY CONTROL SAMPLE: 3022522

Parameter	Units	Spike Conc.	LCS Result	LCS % Rec	% Rec Limits	Qualifiers
1,2,4-Trimethylbenzene	ug/kg	1250	1250	100	69-130	
1,2-Dibromo-3-chloropropane	ug/kg	1250	1330	106	57-141	
1,2-Dibromoethane (EDB)	ug/kg	1250	1360	108	70-130	
1,2-Dichlorobenzene	ug/kg	1250	1300	104	70-130	
1,2-Dichloroethane	ug/kg	1250	1150	92	70-130	
1,2-Dichloropropane	ug/kg	1250	1260	101	70-130	
1,3,5-Trimethylbenzene	ug/kg	1250	1320	105	70-130	
1,3-Dichlorobenzene	ug/kg	1250	1270	101	70-130	
1,3-Dichloropropane	ug/kg	1250	1330	107	70-130	
1,4-Dichlorobenzene	ug/kg	1250	1270	101	70-130	
2,2-Dichloropropane	ug/kg	1250	1390	111	70-130	
2-Butanone (MEK)	ug/kg	2500	2320	93	60-130	
2-Chlorotoluene	ug/kg	1250	1350	108	70-130	
2-Hexanone	ug/kg	2500	2500	100	70-132	
4-Chlorotoluene	ug/kg	1250	1290	103	70-130	
4-Methyl-2-pentanone (MIBK)	ug/kg	2500	2420	97	69-130	
Acetone	ug/kg	2500	2320	93	49-148	
Benzene	ug/kg	1250	1320	105	70-130	
Bromobenzene	ug/kg	1250	1290	103	70-130	
Bromochloromethane	ug/kg	1250	1310	105	70-130	
Bromodichloromethane	ug/kg	1250	1220	98	70-130	
Bromoform	ug/kg	1250	1320	106	68-136	
Bromomethane	ug/kg	1250	1330	106	60-140	
Carbon tetrachloride	ug/kg	1250	1260	101	70-130	
Chlorobenzene	ug/kg	1250	1290	104	70-130	
Chloroethane	ug/kg	1250	1380	111	51-147	IK
Chloroform	ug/kg	1250	1300	104	70-130	
Chloromethane	ug/kg	1250	1140	91	48-130	
cis-1,2-Dichloroethene	ug/kg	1250	1330	106	70-130	
cis-1,3-Dichloropropene	ug/kg	1250	1370	110	70-130	
Dibromochloromethane	ug/kg	1250	1370	109	70-130	
Dibromomethane	ug/kg	1250	1310	105	70-130	
Dichlorodifluoromethane	ug/kg	1250	1560	125	49-130	v1
Diisopropyl ether	ug/kg	1250	1220	97	66-130	
Ethylbenzene	ug/kg	1250	1250	100	70-130	
Hexachloro-1,3-butadiene	ug/kg	1250	1370	109	70-130	
Isopropylbenzene (Cumene)	ug/kg	1250	1330	107	70-130	
m&p-Xylene	ug/kg	2500	2640	105	70-130	
Methyl-tert-butyl ether	ug/kg	1250	1240	99	70-130	
Methylene Chloride	ug/kg	1250	1210	97	50-137	
n-Butylbenzene	ug/kg	1250	1310	105	70-130	
n-Propylbenzene	ug/kg	1250	1330	106	70-130	
Naphthalene	ug/kg	1250	1280	102	70-131	
o-Xylene	ug/kg	1250	1290	103	70-130	
p-Isopropyltoluene	ug/kg	1250	1320	106	70-130	
sec-Butylbenzene	ug/kg	1250	1330	107	70-130	
Styrene	ug/kg	1250	1370	109	70-130	

Results presented on this page are in the units indicated by the "Units" column except where an alternate unit is presented to the right of the result.

REPORT OF LABORATORY ANALYSIS

This report shall not be reproduced, except in full,
without the written consent of Pace Analytical Services, LLC.

Pace Analytical Services, LLC
9800 Kincey Ave. Suite 100
Huntersville, NC 28078
(704)875-9092

QUALITY CONTROL DATA

Project: 2020-L1-2448 Release
Pace Project No.: 92498395

LABORATORY CONTROL SAMPLE: 3022522

Parameter	Units	Spike Conc.	LCS Result	LCS % Rec	% Rec Limits	Qualifiers
tert-Butylbenzene	ug/kg	1250	970	78	69-130	v3
Tetrachloroethene	ug/kg	1250	1290	104	56-130	
Toluene	ug/kg	1250	1260	101	70-130	
trans-1,2-Dichloroethene	ug/kg	1250	1380	111	70-130	
trans-1,3-Dichloropropene	ug/kg	1250	1320	106	70-130	
Trichloroethene	ug/kg	1250	1250	100	70-141	
Trichlorofluoromethane	ug/kg	1250	1360	109	67-130	
Vinyl acetate	ug/kg	2500	2770	111	10-136	
Vinyl chloride	ug/kg	1250	1250	100	67-130	
Xylene (Total)	ug/kg	3750	3930	105	70-130	
1,2-Dichloroethane-d4 (S)	%			92	70-132	
4-Bromofluorobenzene (S)	%			101	70-130	
Toluene-d8 (S)	%			99	70-130	

MATRIX SPIKE SAMPLE: 3022524

Parameter	Units	92498355002 Result	Spike Conc.	MS Result	MS % Rec	% Rec Limits	Qualifiers
1,1,1,2-Tetrachloroethane	ug/kg	ND	2130	2160	102	52-133	
1,1,1-Trichloroethane	ug/kg	ND	2130	2300	108	49-137	
1,1,2,2-Tetrachloroethane	ug/kg	ND	2130	2010	95	39-150	
1,1,2-Trichloroethane	ug/kg	ND	2130	2260	106	48-140	
1,1-Dichloroethane	ug/kg	ND	2130	2200	103	46-135	
1,1-Dichloroethene	ug/kg	ND	2130	1700	80	38-149	
1,1-Dichloropropene	ug/kg	ND	2130	2020	95	41-140	
1,2,3-Trichlorobenzene	ug/kg	ND	2130	1730	81	10-158	
1,2,3-Trichloropropane	ug/kg	ND	2130	1980	93	33-157	
1,2,4-Trichlorobenzene	ug/kg	ND	2130	2130	100	10-155	
1,2,4-Trimethylbenzene	ug/kg	ND	2130	2240	105	24-154	
1,2-Dibromo-3-chloropropane	ug/kg	ND	2130	1660	78	33-158	
1,2-Dibromoethane (EDB)	ug/kg	ND	2130	2090	98	40-136	
1,2-Dichlorobenzene	ug/kg	ND	2130	2200	103	27-146	
1,2-Dichloroethane	ug/kg	ND	2130	2130	100	49-140	
1,2-Dichloropropane	ug/kg	ND	2130	2200	103	44-143	
1,3,5-Trimethylbenzene	ug/kg	ND	2130	2280	107	40-144	
1,3-Dichlorobenzene	ug/kg	ND	2130	2200	104	33-140	
1,3-Dichloropropane	ug/kg	ND	2130	2140	100	47-147	
1,4-Dichlorobenzene	ug/kg	ND	2130	2180	102	35-139	
2,2-Dichloropropane	ug/kg	ND	2130	2090	98	41-140	
2-Butanone (MEK)	ug/kg	ND	4260	1630	38	10-181	
2-Chlorotoluene	ug/kg	ND	2130	2340	110	38-147	
2-Hexanone	ug/kg	ND	4260	2150	51	18-169	
4-Chlorotoluene	ug/kg	ND	2130	2210	104	36-145	
4-Methyl-2-pentanone (MIBK)	ug/kg	ND	4260	2110	50	16-175	
Acetone	ug/kg	ND	4260	2400	49	10-200	
Benzene	ug/kg	ND	2130	2230	105	46-136	

Results presented on this page are in the units indicated by the "Units" column except where an alternate unit is presented to the right of the result.

REPORT OF LABORATORY ANALYSIS

This report shall not be reproduced, except in full,
without the written consent of Pace Analytical Services, LLC.

Pace Analytical Services, LLC
9800 Kincey Ave. Suite 100
Huntersville, NC 28078
(704)875-9092

QUALITY CONTROL DATA

Project: 2020-L1-2448 Release
Pace Project No.: 92498395

MATRIX SPIKE SAMPLE: 3022524

Parameter	Units	92498355002 Result	Spike Conc.	MS Result	MS % Rec	% Rec Limits	Qualifiers
Bromobenzene	ug/kg	ND	2130	2170	102	38-149	
Bromochloromethane	ug/kg	ND	2130	2330	110	44-142	
Bromodichloromethane	ug/kg	ND	2130	1970	93	41-140	
Bromoform	ug/kg	ND	2130	1810	85	34-145	
Bromomethane	ug/kg	ND	2130	2380	111	14-162	
Carbon tetrachloride	ug/kg	ND	2130	1970	93	44-141	
Chlorobenzene	ug/kg	ND	2130	2140	101	39-141	
Chloroethane	ug/kg	ND	2130	607	29	10-182	IK
Chloroform	ug/kg	ND	2130	2230	105	45-140	
Chloromethane	ug/kg	ND	2130	2150	101	19-149	
cis-1,2-Dichloroethene	ug/kg	ND	2130	2270	107	38-150	
cis-1,3-Dichloropropene	ug/kg	ND	2130	2280	107	30-144	
Dibromochloromethane	ug/kg	ND	2130	1960	92	36-145	
Dibromomethane	ug/kg	ND	2130	2180	102	41-145	
Dichlorodifluoromethane	ug/kg	ND	2130	2850	134	16-146	v1
Diisopropyl ether	ug/kg	ND	2130	2010	94	41-143	
Ethylbenzene	ug/kg	ND	2130	2070	97	35-144	
Hexachloro-1,3-butadiene	ug/kg	ND	2130	2450	115	10-160	
Isopropylbenzene (Cumene)	ug/kg	ND	2130	2280	107	30-152	
m&p-Xylene	ug/kg	ND	4260	4370	103	33-145	
Methyl-tert-butyl ether	ug/kg	22.0	2130	2070	96	49-140	
Methylene Chloride	ug/kg	555	2130	2720	102	10-174	
n-Butylbenzene	ug/kg	ND	2130	2200	104	10-160	
n-Propylbenzene	ug/kg	ND	2130	2320	109	24-159	
Naphthalene	ug/kg	ND	2130	1480	70	10-171	
o-Xylene	ug/kg	ND	2130	2150	101	31-150	
p-Isopropyltoluene	ug/kg	ND	2130	2290	108	21-154	
sec-Butylbenzene	ug/kg	ND	2130	2320	109	19-159	
Styrene	ug/kg	ND	2130	2230	105	15-152	
tert-Butylbenzene	ug/kg	ND	2130	1680	79	31-141	v3
Tetrachloroethene	ug/kg	ND	2130	2080	98	19-141	
Toluene	ug/kg	23.9	2130	2240	104	31-146	
trans-1,2-Dichloroethene	ug/kg	ND	2130	2280	107	28-157	
trans-1,3-Dichloropropene	ug/kg	ND	2130	2120	100	25-146	
Trichloroethene	ug/kg	ND	2130	2190	103	34-149	
Trichlorofluoromethane	ug/kg	ND	2130	558	26	10-167	
Vinyl acetate	ug/kg	ND	4260	4200	99	10-200	
Vinyl chloride	ug/kg	ND	2130	2380	112	36-155	
Xylene (Total)	ug/kg	ND	6390	6520	102	29-148	
1,2-Dichloroethane-d4 (S)	%				116	70-132	
4-Bromofluorobenzene (S)	%				98	70-130	
Toluene-d8 (S)	%				100	70-130	

Results presented on this page are in the units indicated by the "Units" column except where an alternate unit is presented to the right of the result.

REPORT OF LABORATORY ANALYSIS

This report shall not be reproduced, except in full,
without the written consent of Pace Analytical Services, LLC.

Pace Analytical Services, LLC
9800 Kincey Ave. Suite 100
Huntersville, NC 28078
(704)875-9092

QUALITY CONTROL DATA

Project: 2020-L1-2448 Release
Pace Project No.: 92498395

SAMPLE DUPLICATE: 3022523

Parameter	Units	92498355001 Result	Dup Result	RPD	Qualifiers
1,1,1,2-Tetrachloroethane	ug/kg	ND	ND		
1,1,1-Trichloroethane	ug/kg	ND	ND		
1,1,2,2-Tetrachloroethane	ug/kg	ND	ND		
1,1,2-Trichloroethane	ug/kg	ND	ND		
1,1-Dichloroethane	ug/kg	ND	ND		
1,1-Dichloroethene	ug/kg	ND	ND		
1,1-Dichloropropene	ug/kg	ND	ND		
1,2,3-Trichlorobenzene	ug/kg	ND	ND		
1,2,3-Trichloropropane	ug/kg	ND	ND		
1,2,4-Trichlorobenzene	ug/kg	ND	ND		
1,2,4-Trimethylbenzene	ug/kg	ND	ND		
1,2-Dibromo-3-chloropropane	ug/kg	ND	ND		
1,2-Dibromoethane (EDB)	ug/kg	ND	ND		
1,2-Dichlorobenzene	ug/kg	ND	ND		
1,2-Dichloroethane	ug/kg	ND	ND		
1,2-Dichloropropane	ug/kg	ND	ND		
1,3,5-Trimethylbenzene	ug/kg	ND	ND		
1,3-Dichlorobenzene	ug/kg	ND	ND		
1,3-Dichloropropane	ug/kg	ND	ND		
1,4-Dichlorobenzene	ug/kg	ND	ND		
2,2-Dichloropropane	ug/kg	ND	ND		
2-Butanone (MEK)	ug/kg	ND	ND		
2-Chlorotoluene	ug/kg	ND	ND		
2-Hexanone	ug/kg	ND	ND		
4-Chlorotoluene	ug/kg	ND	ND		
4-Methyl-2-pentanone (MIBK)	ug/kg	ND	ND		
Acetone	ug/kg	ND	ND		
Benzene	ug/kg	ND	ND		
Bromobenzene	ug/kg	ND	ND		
Bromochloromethane	ug/kg	ND	ND		
Bromodichloromethane	ug/kg	ND	ND		
Bromoform	ug/kg	ND	ND		
Bromomethane	ug/kg	ND	ND		
Carbon tetrachloride	ug/kg	ND	ND		
Chlorobenzene	ug/kg	ND	ND		
Chloroethane	ug/kg	ND	ND		IK
Chloroform	ug/kg	ND	ND		
Chloromethane	ug/kg	ND	ND		
cis-1,2-Dichloroethene	ug/kg	ND	ND		
cis-1,3-Dichloropropene	ug/kg	ND	ND		
Dibromochloromethane	ug/kg	ND	ND		
Dibromomethane	ug/kg	ND	ND		
Dichlorodifluoromethane	ug/kg	ND	ND		v1
Diisopropyl ether	ug/kg	ND	ND		
Ethylbenzene	ug/kg	ND	ND		
Hexachloro-1,3-butadiene	ug/kg	ND	ND		
Isopropylbenzene (Cumene)	ug/kg	ND	ND		

Results presented on this page are in the units indicated by the "Units" column except where an alternate unit is presented to the right of the result.

REPORT OF LABORATORY ANALYSIS

This report shall not be reproduced, except in full,
without the written consent of Pace Analytical Services, LLC.

Pace Analytical Services, LLC
9800 Kincey Ave. Suite 100
Huntersville, NC 28078
(704)875-9092

QUALITY CONTROL DATA

Project: 2020-L1-2448 Release
Pace Project No.: 92498395

SAMPLE DUPLICATE: 3022523

Parameter	Units	92498355001 Result	Dup Result	RPD	Qualifiers
m&p-Xylene	ug/kg	ND	ND		
Methyl-tert-butyl ether	ug/kg	ND	ND		
Methylene Chloride	ug/kg	ND	ND		
n-Butylbenzene	ug/kg	ND	ND		
n-Propylbenzene	ug/kg	ND	ND		
Naphthalene	ug/kg	ND	ND		
o-Xylene	ug/kg	ND	ND		
p-Isopropyltoluene	ug/kg	ND	ND		
sec-Butylbenzene	ug/kg	ND	ND		
Styrene	ug/kg	ND	ND		
tert-Butylbenzene	ug/kg	ND	ND		v2
Tetrachloroethene	ug/kg	ND	ND		
Toluene	ug/kg	ND	18.4J		
trans-1,2-Dichloroethene	ug/kg	ND	ND		
trans-1,3-Dichloropropene	ug/kg	ND	ND		
Trichloroethene	ug/kg	ND	ND		
Trichlorofluoromethane	ug/kg	ND	ND		
Vinyl acetate	ug/kg	ND	ND		
Vinyl chloride	ug/kg	ND	ND		
Xylene (Total)	ug/kg	ND	ND		
1,2-Dichloroethane-d4 (S)	%	105	106		
4-Bromofluorobenzene (S)	%	104	99		
Toluene-d8 (S)	%	100	100		

Results presented on this page are in the units indicated by the "Units" column except where an alternate unit is presented to the right of the result.

REPORT OF LABORATORY ANALYSIS

This report shall not be reproduced, except in full,
without the written consent of Pace Analytical Services, LLC.

Pace Analytical Services, LLC
9800 Kincey Ave. Suite 100
Huntersville, NC 28078
(704)875-9092

QUALITY CONTROL DATA

Project: 2020-L1-2448 Release
Pace Project No.: 92498395

QC Batch: 570399
QC Batch Method: ASTM D2974-87
Analysis Method: ASTM D2974-87
Analysis Description: Dry Weight/Percent Moisture
Laboratory: Pace Analytical Services - Charlotte

Associated Lab Samples: 92498395001, 92498395002

SAMPLE DUPLICATE: 3021784

Parameter	Units	92498296001 Result	Dup Result	RPD	Qualifiers
Percent Moisture	%	14.0	13.0	7	

Results presented on this page are in the units indicated by the "Units" column except where an alternate unit is presented to the right of the result.

REPORT OF LABORATORY ANALYSIS

This report shall not be reproduced, except in full,
without the written consent of Pace Analytical Services, LLC.

Pace Analytical Services, LLC
9800 Kincey Ave. Suite 100
Huntersville, NC 28078
(704)875-9092

QUALITY CONTROL DATA

Project: 2020-L1-2448 Release
Pace Project No.: 92498395

QC Batch: 1554979
QC Batch Method: SM 2540 G
Analysis Method: SM 2540G
Analysis Description: Total Solids 2540 G-2011
Laboratory: Pace National - Mt. Juliet
Associated Lab Samples: 92498395001

METHOD BLANK: R3578880-1 Matrix: Solid
Associated Lab Samples: 92498395001

Parameter	Units	Blank Result	Reporting Limit	Analyzed	Qualifiers
Total Solids	%	0.00100		10/07/20 03:13	

LABORATORY CONTROL SAMPLE: R3578880-2

Parameter	Units	Spike Conc.	LCS Result	LCS % Rec	% Rec Limits	Qualifiers
Total Solids	%	50.0	50.0	100	85.0-115	

SAMPLE DUPLICATE: R3578880-3

Parameter	Units	L1269080-14 Result	Dup Result	RPD	Qualifiers
Total Solids	%	89.0	87.6	1.58	

Results presented on this page are in the units indicated by the "Units" column except where an alternate unit is presented to the right of the result.

REPORT OF LABORATORY ANALYSIS

This report shall not be reproduced, except in full,
without the written consent of Pace Analytical Services, LLC.

Pace Analytical Services, LLC
9800 Kincey Ave. Suite 100
Huntersville, NC 28078
(704)875-9092

QUALITY CONTROL DATA

Project: 2020-L1-2448 Release
Pace Project No.: 92498395

QC Batch: 1555244
QC Batch Method: SM 2540 G
Analysis Method: SM 2540G
Analysis Description: Total Solids 2540 G-2011
Laboratory: Pace National - Mt. Juliet
Associated Lab Samples: 92498395002

METHOD BLANK: R3579198-1 Matrix: Solid
Associated Lab Samples: 92498395002

Parameter	Units	Blank Result	Reporting Limit	Analyzed	Qualifiers
Total Solids	%	0.00100		10/07/20 14:15	

LABORATORY CONTROL SAMPLE: R3579198-2

Parameter	Units	Spike Conc.	LCS Result	LCS % Rec	% Rec Limits	Qualifiers
Total Solids	%	50.0	50.0	100	85.0-115	

SAMPLE DUPLICATE: R3579198-3

Parameter	Units	L1270172-01 Result	Dup Result	RPD	Qualifiers
Total Solids	%	93.1	92.8	0.321	

Results presented on this page are in the units indicated by the "Units" column except where an alternate unit is presented to the right of the result.

REPORT OF LABORATORY ANALYSIS

This report shall not be reproduced, except in full,
without the written consent of Pace Analytical Services, LLC.

Pace Analytical Services, LLC
9800 Kincey Ave. Suite 100
Huntersville, NC 28078
(704)875-9092

QUALIFIERS

Project: 2020-L1-2448 Release
Pace Project No.: 92498395

DEFINITIONS

DF - Dilution Factor, if reported, represents the factor applied to the reported data due to dilution of the sample aliquot.

ND - Not Detected at or above adjusted reporting limit.

TNTC - Too Numerous To Count

J - Estimated concentration above the adjusted method detection limit and below the adjusted reporting limit.

MDL - Adjusted Method Detection Limit.

PQL - Practical Quantitation Limit.

RL - Reporting Limit - The lowest concentration value that meets project requirements for quantitative data with known precision and bias for a specific analyte in a specific matrix.

S - Surrogate

1,2-Diphenylhydrazine decomposes to and cannot be separated from Azobenzene using Method 8270. The result for each analyte is a combined concentration.

Consistent with EPA guidelines, unrounded data are displayed and have been used to calculate % recovery and RPD values.

LCS(D) - Laboratory Control Sample (Duplicate)

MS(D) - Matrix Spike (Duplicate)

DUP - Sample Duplicate

RPD - Relative Percent Difference

NC - Not Calculable.

SG - Silica Gel - Clean-Up

U - Indicates the compound was analyzed for, but not detected.

Acid preservation may not be appropriate for 2 Chloroethylvinyl ether.

A separate vial preserved to a pH of 4-5 is recommended in SW846 Chapter 4 for the analysis of Acrolein and Acrylonitrile by EPA Method 8260.

N-Nitrosodiphenylamine decomposes and cannot be separated from Diphenylamine using Method 8270. The result reported for each analyte is a combined concentration.

Pace Analytical is TNI accredited. Contact your Pace PM for the current list of accredited analytes.

TNI - The NELAC Institute.

ANALYTE QUALIFIERS

IK	The recalculated concentration of the calibration standard(s) did not meet method acceptance criteria; this result should be considered an estimated value.
v1	The continuing calibration verification was above the method acceptance limit. Any detection for the analyte in the associated samples may have a high bias.
v2	The continuing calibration verification was below the method acceptance limit. The analyte was not detected in the associated samples and the sensitivity of the instrument was verified with a reporting limit check standard.
v3	The continuing calibration verification was below the method acceptance limit. Any detection for the analyte in the associated samples may have low bias.

This report shall not be reproduced, except in full,
without the written consent of Pace Analytical Services, LLC.

Pace Analytical Services, LLC
9800 Kincey Ave. Suite 100
Huntersville, NC 28078
(704)875-9092

QUALITY CONTROL DATA CROSS REFERENCE TABLE

Project: 2020-L1-2448 Release
Pace Project No.: 92498395

Lab ID	Sample ID	QC Batch Method	QC Batch	Analytical Method	Analytical Batch
92498395001	**MW-56 @ 15'**	MADEPV	1555622	MADEP VPH	1555622
92498395002	**MW-57 @ 12'**	MADEPV	1555622	MADEP VPH	1555622
92498395001	**MW-56 @ 15'**	EPA 5035A/5030B	570568	EPA 8260D	570588
92498395002	**MW-57 @ 12'**	EPA 5035A/5030B	570568	EPA 8260D	570588
92498395001	**MW-56 @ 15'**	ASTM D2974-87	570399		
92498395002	**MW-57 @ 12'**	ASTM D2974-87	570399		
92498395001	**MW-56 @ 15'**	SM 2540 G	1554979	SM 2540G	1554979
92498395002	**MW-57 @ 12'**	SM 2540 G	1555244	SM 2540G	1555244

This report shall not be reproduced, except in full,
without the written consent of Pace Analytical Services, LLC.

CHAIN-OF-CUSTODY Analytical Request Document

Pace Analytical

Chain-of-Custody is a LEGAL DOCUMENT - Complete all relevent fields

WO# : 92498395

92498395

Company: Apex Companies, LLC	Billing Information:
Address:	
Report To: Andrew Street	Email To: Andrew.Street@apexcos.com
Copy To:	Site Collection Info/Address:
Customer Project Name/Number: 2020 - LI - 2448 release	State: NC County/City: Huntersville Time Zone Collected: [ ] PT [ ] MT [ ] CT [X] ET
Phone: Email:	Site/Facility ID #: Compliance Monitoring? [ ] Yes [ ] No
Collected By (print): Thomas Fisher	Purchase Order #: Quote #: DW PWS ID #: DW Location Code:
Collected By (signature):	Turnaround Date Required: Immediately Packed on Ice: [X] Yes [ ] No
Sample Disposal: [ ] Dispose as appropriate [ ] Return [ ] Archive: _____ [ ] Hold: _____	Rush: [ ] Same Day [ ] Next Day [ ] 2 Day [ ] 3 Day [ ] 4 Day [ ] 5 Day (Expedite Charges Apply) Field Filtered (if applicable): [ ] Yes [ ] No Analysis: _____

Container / Preservative Type | Lab Project Manager:

** Preservative Types: (1) nitric acid, (2) sulfuric acid, (3) hydrochloric acid, (4) sodium hydroxide, (5) zinc acetate, (6) methanol, (7) sodium bisulfate, (8) sodium thiosulfate, (9) hexane, (A) ascorbic acid, (B) ammonium sulfate, (C) ammonium hydroxide, (D) TSP, (U) Unpreserved, (O) Other _____

* Matrix Codes (Insert in Matrix box below): Drinking Water (DW), Ground Water (GW), Wastewater (WW), Product (P), Soil/Solid (SL), Oil (OL), Wipe (WP), Air (AR), Tissue (TS), Bioassay (B), Vapor (V), Other (OT)

Customer Sample ID	Matrix *	Comp / Grab	Collected (or Composite Start) Date	Collected (or Composite Start) Time	Composite End Date	Composite End Time	Res Cl	# of Ctns	Analyses: VOCs 8260	Analyses: MADEP VPH
MW-56 @ 15'	SL	G	9/30/20	1405				6	X	X
MW-57 @ 12'	SL	G	9/30/20	1645				6	X	X

Lab Profile/Line:

Lab Sample Receipt Checklist:

Custody Seals Present/Intact	Y N NA
Custody Signatures Present	Y N NA
Collector Signature Present	Y N NA
Bottles Intact	Y N NA
Correct Bottles	Y N NA
Sufficient Volume	Y N NA
Samples Received on Ice	Y N NA
VOA - Headspace Acceptable	Y N NA
USDA Regulated Soils	Y N NA
Samples in Holding Time	Y N NA
Residual Chlorine Present	Y N NA
Cl Strips: _____	
Sample pH Acceptable	Y N NA
pH Strips: _____	
Sulfide Present	Y N NA
Lead Acetate Strips: _____	

LAB USE ONLY:
Lab Sample # / Comments:
92498395
001
002

Customer Remarks / Special Conditions / Possible Hazards:

Type of Ice Used: Wet Blue Dry None

Packing Material Used:

Radchem sample(s) screened (<500 cpm): Y N NA

SHORT HOLDS PRESENT (<72 hours): Y N N/A

Lab Tracking #: 2528770

Samples received via: FEDEX UPS Client Courier Pace Courier

Lab Sample Temperature Info:
Temp Blank Received: Y N NA
Therm ID#: IR Gun
Cooler 1 Temp Upon Receipt: 1.2 oC
Cooler 1 Therm Corr. Factor: 0 oC
Cooler 1 Corrected Temp: 1.2 oC
Comments:

	Date/Time:	Received by/Company: (Signature)	Date/Time:
Relinquished by/Company: (Signature) Apex	9/30/20 1715	Secure Area	
Relinquished by/Company: (Signature) Apex	10/1/20 1721	PACE	10-1-20 17:21
Relinquished by/Company: (Signature)	Date/Time:	Received by/Company: (Signature)	Date/Time:

MTJL LAB USE ONLY
Table #:
Acctnum:
Template:
Prelogin:
PM:
PB:

Trip Blank Received: Y N NA
HCL MeOH TSP Other

Non Conformance(s): YES / NO

Page: _____ of: _____

Pace Analytical Services, LLC
9800 Kincey Ave. Suite 100
Huntersville, NC 28078
(704)875-9092

October 13, 2020

Andrew Street
Apex Companies - NC
5900 Northwoods Business Pkwy
Suite 5900-0
Charlotte, NC 28269

RE: Project: 2020-L1-2448 Incident
Pace Project No.: 92498540

Dear Andrew Street:

Enclosed are the analytical results for sample(s) received by the laboratory on October 02, 2020. The results relate only to the samples included in this report. Results reported herein conform to the applicable TNI/NELAC Standards and the laboratory's Quality Manual, where applicable, unless otherwise noted in the body of the report.

The test results provided in this final report were generated by each of the following laboratories within the Pace Network:

- Pace Analytical Services - Charlotte

If you have any questions concerning this report, please feel free to contact me.

Sincerely,

Angela M. Baioni

Angela Baioni
angela.baioni@pacelabs.com
(704)875-9092
Project Manager

Enclosures

cc: J Culbreath, Colonial Pipeline Company
Robert Hughes, Colonial Pipeline
Margaret King, APEX Companies, LLC
Emily Little, Apex Companies
Jeff Morrison, Colonial Pipeline Company
Tom Naumann, APEX Companies - NC
Joe Nicolette, Montrose-EPS
Christopher Schultz, Apex Companies
Alex Testoff, Montrose-EPS
Michael Verdon, Colonial Pipeline Company
JM Wyatt, Colonial Pipeline Company

REPORT OF LABORATORY ANALYSIS

This report shall not be reproduced, except in full,
without the written consent of Pace Analytical Services, LLC.

Pace Analytical Services, LLC
9800 Kincey Ave. Suite 100
Huntersville, NC 28078
(704)875-9092

CERTIFICATIONS

Project: 2020-L1-2448 Incident
Pace Project No.: 92498540

Pace Analytical Services Charlotte
9800 Kincey Ave. Ste 100, Huntersville, NC 28078
Louisiana/NELAP Certification # LA170028
North Carolina Drinking Water Certification #: 37706
North Carolina Field Services Certification #: 5342
North Carolina Wastewater Certification #: 12
South Carolina Certification #: 99006001
Florida/NELAP Certification #: E87627
Kentucky UST Certification #: 84
Virginia/VELAP Certification #: 460221

REPORT OF LABORATORY ANALYSIS

This report shall not be reproduced, except in full,
without the written consent of Pace Analytical Services, LLC.

Pace Analytical Services, LLC
9800 Kincey Ave. Suite 100
Huntersville, NC 28078
(704)875-9092

SAMPLE ANALYTE COUNT

Project: 2020-L1-2448 Incident
Pace Project No.: 92498540

Lab ID	Sample ID	Method	Analysts	Analytes Reported	Laboratory
92498540001	**MW-58 @30'**	EPA 8260D	CL	70	PASI-C
		ASTM D2974-87	KDF	1	PASI-C

PASI-C = Pace Analytical Services - Charlotte

This report shall not be reproduced, except in full,
without the written consent of Pace Analytical Services, LLC.

Pace Analytical Services, LLC
9800 Kincey Ave. Suite 100
Huntersville, NC 28078
(704)875-9092

ANALYTICAL RESULTS

Project: 2020-L1-2448 Incident
Pace Project No.: 92498540

Sample: MW-58 @30' **Lab ID: 92498540001** Collected: 10/02/20 11:30 Received: 10/02/20 13:00 Matrix: Solid

Results reported on a "dry weight" basis and are adjusted for percent moisture, sample size and any dilutions.

Parameters	Results	Units	Report Limit	DF	Prepared	Analyzed	CAS No.	Qual
8260D/5035A/5030B Volatiles	Analytical Method: EPA 8260D Preparation Method: EPA 5035A/5030B Pace Analytical Services - Charlotte							
Acetone	ND	ug/kg	123	1	10/05/20 12:25	10/05/20 15:40	67-64-1	
Benzene	ND	ug/kg	6.2	1	10/05/20 12:25	10/05/20 15:40	71-43-2	
Bromobenzene	ND	ug/kg	6.2	1	10/05/20 12:25	10/05/20 15:40	108-86-1	
Bromochloromethane	ND	ug/kg	6.2	1	10/05/20 12:25	10/05/20 15:40	74-97-5	
Bromodichloromethane	ND	ug/kg	6.2	1	10/05/20 12:25	10/05/20 15:40	75-27-4	
Bromoform	ND	ug/kg	6.2	1	10/05/20 12:25	10/05/20 15:40	75-25-2	
Bromomethane	ND	ug/kg	12.3	1	10/05/20 12:25	10/05/20 15:40	74-83-9	
2-Butanone (MEK)	ND	ug/kg	123	1	10/05/20 12:25	10/05/20 15:40	78-93-3	
n-Butylbenzene	ND	ug/kg	6.2	1	10/05/20 12:25	10/05/20 15:40	104-51-8	
sec-Butylbenzene	ND	ug/kg	6.2	1	10/05/20 12:25	10/05/20 15:40	135-98-8	
tert-Butylbenzene	ND	ug/kg	6.2	1	10/05/20 12:25	10/05/20 15:40	98-06-6	v2
Carbon tetrachloride	ND	ug/kg	6.2	1	10/05/20 12:25	10/05/20 15:40	56-23-5	
Chlorobenzene	ND	ug/kg	6.2	1	10/05/20 12:25	10/05/20 15:40	108-90-7	
Chloroethane	ND	ug/kg	12.3	1	10/05/20 12:25	10/05/20 15:40	75-00-3	IK
Chloroform	ND	ug/kg	6.2	1	10/05/20 12:25	10/05/20 15:40	67-66-3	
Chloromethane	ND	ug/kg	12.3	1	10/05/20 12:25	10/05/20 15:40	74-87-3	
2-Chlorotoluene	ND	ug/kg	6.2	1	10/05/20 12:25	10/05/20 15:40	95-49-8	
4-Chlorotoluene	ND	ug/kg	6.2	1	10/05/20 12:25	10/05/20 15:40	106-43-4	
1,2-Dibromo-3-chloropropane	ND	ug/kg	6.2	1	10/05/20 12:25	10/05/20 15:40	96-12-8	
Dibromochloromethane	ND	ug/kg	6.2	1	10/05/20 12:25	10/05/20 15:40	124-48-1	
1,2-Dibromoethane (EDB)	ND	ug/kg	6.2	1	10/05/20 12:25	10/05/20 15:40	106-93-4	
Dibromomethane	ND	ug/kg	6.2	1	10/05/20 12:25	10/05/20 15:40	74-95-3	
1,2-Dichlorobenzene	ND	ug/kg	6.2	1	10/05/20 12:25	10/05/20 15:40	95-50-1	
1,3-Dichlorobenzene	ND	ug/kg	6.2	1	10/05/20 12:25	10/05/20 15:40	541-73-1	
1,4-Dichlorobenzene	ND	ug/kg	6.2	1	10/05/20 12:25	10/05/20 15:40	106-46-7	
Dichlorodifluoromethane	ND	ug/kg	12.3	1	10/05/20 12:25	10/05/20 15:40	75-71-8	
1,1-Dichloroethane	ND	ug/kg	6.2	1	10/05/20 12:25	10/05/20 15:40	75-34-3	
1,2-Dichloroethane	ND	ug/kg	6.2	1	10/05/20 12:25	10/05/20 15:40	107-06-2	
1,1-Dichloroethene	ND	ug/kg	6.2	1	10/05/20 12:25	10/05/20 15:40	75-35-4	
cis-1,2-Dichloroethene	ND	ug/kg	6.2	1	10/05/20 12:25	10/05/20 15:40	156-59-2	
trans-1,2-Dichloroethene	ND	ug/kg	6.2	1	10/05/20 12:25	10/05/20 15:40	156-60-5	
1,2-Dichloropropane	ND	ug/kg	6.2	1	10/05/20 12:25	10/05/20 15:40	78-87-5	
1,3-Dichloropropane	ND	ug/kg	6.2	1	10/05/20 12:25	10/05/20 15:40	142-28-9	
2,2-Dichloropropane	ND	ug/kg	6.2	1	10/05/20 12:25	10/05/20 15:40	594-20-7	
1,1-Dichloropropene	ND	ug/kg	6.2	1	10/05/20 12:25	10/05/20 15:40	563-58-6	
cis-1,3-Dichloropropene	ND	ug/kg	6.2	1	10/05/20 12:25	10/05/20 15:40	10061-01-5	
trans-1,3-Dichloropropene	ND	ug/kg	6.2	1	10/05/20 12:25	10/05/20 15:40	10061-02-6	
Diisopropyl ether	ND	ug/kg	6.2	1	10/05/20 12:25	10/05/20 15:40	108-20-3	
Ethylbenzene	ND	ug/kg	6.2	1	10/05/20 12:25	10/05/20 15:40	100-41-4	
Hexachloro-1,3-butadiene	ND	ug/kg	6.2	1	10/05/20 12:25	10/05/20 15:40	87-68-3	
2-Hexanone	ND	ug/kg	61.7	1	10/05/20 12:25	10/05/20 15:40	591-78-6	
Isopropylbenzene (Cumene)	ND	ug/kg	6.2	1	10/05/20 12:25	10/05/20 15:40	98-82-8	
p-Isopropyltoluene	ND	ug/kg	6.2	1	10/05/20 12:25	10/05/20 15:40	99-87-6	
Methylene Chloride	ND	ug/kg	24.7	1	10/05/20 12:25	10/05/20 15:40	75-09-2	
4-Methyl-2-pentanone (MIBK)	ND	ug/kg	61.7	1	10/05/20 12:25	10/05/20 15:40	108-10-1	

REPORT OF LABORATORY ANALYSIS

This report shall not be reproduced, except in full,
without the written consent of Pace Analytical Services, LLC.

Pace Analytical Services, LLC
9800 Kincey Ave. Suite 100
Huntersville, NC 28078
(704)875-9092

ANALYTICAL RESULTS

Project: 2020-L1-2448 Incident
Pace Project No.: 92498540

Sample: MW-58 @30' **Lab ID: 92498540001** Collected: 10/02/20 11:30 Received: 10/02/20 13:00 Matrix: Solid

Results reported on a "dry weight" basis and are adjusted for percent moisture, sample size and any dilutions.

Parameters	Results	Units	Report Limit	DF	Prepared	Analyzed	CAS No.	Qual
8260D/5035A/5030B Volatiles	Analytical Method: EPA 8260D Preparation Method: EPA 5035A/5030B Pace Analytical Services - Charlotte							
Methyl-tert-butyl ether	ND	ug/kg	6.2	1	10/05/20 12:25	10/05/20 15:40	1634-04-4	
Naphthalene	ND	ug/kg	6.2	1	10/05/20 12:25	10/05/20 15:40	91-20-3	
n-Propylbenzene	ND	ug/kg	6.2	1	10/05/20 12:25	10/05/20 15:40	103-65-1	
Styrene	ND	ug/kg	6.2	1	10/05/20 12:25	10/05/20 15:40	100-42-5	
1,1,1,2-Tetrachloroethane	ND	ug/kg	6.2	1	10/05/20 12:25	10/05/20 15:40	630-20-6	
1,1,2,2-Tetrachloroethane	ND	ug/kg	6.2	1	10/05/20 12:25	10/05/20 15:40	79-34-5	
Tetrachloroethene	ND	ug/kg	6.2	1	10/05/20 12:25	10/05/20 15:40	127-18-4	
Toluene	ND	ug/kg	6.2	1	10/05/20 12:25	10/05/20 15:40	108-88-3	
1,2,3-Trichlorobenzene	ND	ug/kg	6.2	1	10/05/20 12:25	10/05/20 15:40	87-61-6	
1,2,4-Trichlorobenzene	ND	ug/kg	6.2	1	10/05/20 12:25	10/05/20 15:40	120-82-1	
1,1,1-Trichloroethane	ND	ug/kg	6.2	1	10/05/20 12:25	10/05/20 15:40	71-55-6	
1,1,2-Trichloroethane	ND	ug/kg	6.2	1	10/05/20 12:25	10/05/20 15:40	79-00-5	
Trichloroethene	ND	ug/kg	6.2	1	10/05/20 12:25	10/05/20 15:40	79-01-6	
Trichlorofluoromethane	ND	ug/kg	6.2	1	10/05/20 12:25	10/05/20 15:40	75-69-4	
1,2,3-Trichloropropane	ND	ug/kg	6.2	1	10/05/20 12:25	10/05/20 15:40	96-18-4	
1,2,4-Trimethylbenzene	ND	ug/kg	6.2	1	10/05/20 12:25	10/05/20 15:40	95-63-6	
1,3,5-Trimethylbenzene	ND	ug/kg	6.2	1	10/05/20 12:25	10/05/20 15:40	108-67-8	
Vinyl acetate	ND	ug/kg	61.7	1	10/05/20 12:25	10/05/20 15:40	108-05-4	
Vinyl chloride	ND	ug/kg	12.3	1	10/05/20 12:25	10/05/20 15:40	75-01-4	
Xylene (Total)	ND	ug/kg	12.3	1	10/05/20 12:25	10/05/20 15:40	1330-20-7	
m&p-Xylene	ND	ug/kg	12.3	1	10/05/20 12:25	10/05/20 15:40	179601-23-1	
o-Xylene	ND	ug/kg	6.2	1	10/05/20 12:25	10/05/20 15:40	95-47-6	
Surrogates								
Toluene-d8 (S)	103	%	70-130	1	10/05/20 12:25	10/05/20 15:40	2037-26-5	
4-Bromofluorobenzene (S)	103	%	70-130	1	10/05/20 12:25	10/05/20 15:40	460-00-4	
1,2-Dichloroethane-d4 (S)	113	%	70-132	1	10/05/20 12:25	10/05/20 15:40	17060-07-0	
Percent Moisture	Analytical Method: ASTM D2974-87 Pace Analytical Services - Charlotte							
Percent Moisture	**19.0**	%	0.10	1		10/08/20 10:01		

REPORT OF LABORATORY ANALYSIS

This report shall not be reproduced, except in full,
without the written consent of Pace Analytical Services, LLC.

Pace Analytical Services, LLC
9800 Kincey Ave. Suite 100
Huntersville, NC 28078
(704)875-9092

QUALITY CONTROL DATA

Project: 2020-L1-2448 Incident
Pace Project No.: 92498540

QC Batch: 570894
QC Batch Method: EPA 5035A/5030B
Analysis Method: EPA 8260D
Analysis Description: 8260D 5035A 5030B
Laboratory: Pace Analytical Services - Charlotte
Associated Lab Samples: 92498540001

METHOD BLANK: 3024154 Matrix: Solid
Associated Lab Samples: 92498540001

Parameter	Units	Blank Result	Reporting Limit	Analyzed	Qualifiers
1,1,1,2-Tetrachloroethane	ug/kg	ND	5.0	10/05/20 10:59	
1,1,1-Trichloroethane	ug/kg	ND	5.0	10/05/20 10:59	
1,1,2,2-Tetrachloroethane	ug/kg	ND	5.0	10/05/20 10:59	
1,1,2-Trichloroethane	ug/kg	ND	5.0	10/05/20 10:59	
1,1-Dichloroethane	ug/kg	ND	5.0	10/05/20 10:59	
1,1-Dichloroethene	ug/kg	ND	5.0	10/05/20 10:59	
1,1-Dichloropropene	ug/kg	ND	5.0	10/05/20 10:59	
1,2,3-Trichlorobenzene	ug/kg	ND	5.0	10/05/20 10:59	
1,2,3-Trichloropropane	ug/kg	ND	5.0	10/05/20 10:59	
1,2,4-Trichlorobenzene	ug/kg	ND	5.0	10/05/20 10:59	
1,2,4-Trimethylbenzene	ug/kg	ND	5.0	10/05/20 10:59	
1,2-Dibromo-3-chloropropane	ug/kg	ND	5.0	10/05/20 10:59	
1,2-Dibromoethane (EDB)	ug/kg	ND	5.0	10/05/20 10:59	
1,2-Dichlorobenzene	ug/kg	ND	5.0	10/05/20 10:59	
1,2-Dichloroethane	ug/kg	ND	5.0	10/05/20 10:59	
1,2-Dichloropropane	ug/kg	ND	5.0	10/05/20 10:59	
1,3,5-Trimethylbenzene	ug/kg	ND	5.0	10/05/20 10:59	
1,3-Dichlorobenzene	ug/kg	ND	5.0	10/05/20 10:59	
1,3-Dichloropropane	ug/kg	ND	5.0	10/05/20 10:59	
1,4-Dichlorobenzene	ug/kg	ND	5.0	10/05/20 10:59	
2,2-Dichloropropane	ug/kg	ND	5.0	10/05/20 10:59	
2-Butanone (MEK)	ug/kg	ND	100	10/05/20 10:59	
2-Chlorotoluene	ug/kg	ND	5.0	10/05/20 10:59	
2-Hexanone	ug/kg	ND	50.0	10/05/20 10:59	
4-Chlorotoluene	ug/kg	ND	5.0	10/05/20 10:59	
4-Methyl-2-pentanone (MIBK)	ug/kg	ND	50.0	10/05/20 10:59	
Acetone	ug/kg	ND	100	10/05/20 10:59	
Benzene	ug/kg	ND	5.0	10/05/20 10:59	
Bromobenzene	ug/kg	ND	5.0	10/05/20 10:59	
Bromochloromethane	ug/kg	ND	5.0	10/05/20 10:59	
Bromodichloromethane	ug/kg	ND	5.0	10/05/20 10:59	
Bromoform	ug/kg	ND	5.0	10/05/20 10:59	
Bromomethane	ug/kg	ND	10.0	10/05/20 10:59	
Carbon tetrachloride	ug/kg	ND	5.0	10/05/20 10:59	
Chlorobenzene	ug/kg	ND	5.0	10/05/20 10:59	
Chloroethane	ug/kg	ND	10.0	10/05/20 10:59	IK
Chloroform	ug/kg	ND	5.0	10/05/20 10:59	
Chloromethane	ug/kg	ND	10.0	10/05/20 10:59	
cis-1,2-Dichloroethene	ug/kg	ND	5.0	10/05/20 10:59	
cis-1,3-Dichloropropene	ug/kg	ND	5.0	10/05/20 10:59	

Results presented on this page are in the units indicated by the "Units" column except where an alternate unit is presented to the right of the result.

REPORT OF LABORATORY ANALYSIS

This report shall not be reproduced, except in full,
without the written consent of Pace Analytical Services, LLC.

Pace Analytical Services, LLC
9800 Kincey Ave. Suite 100
Huntersville, NC 28078
(704)875-9092

QUALITY CONTROL DATA

Project: 2020-L1-2448 Incident
Pace Project No.: 92498540

METHOD BLANK: 3024154 Matrix: Solid
Associated Lab Samples: 92498540001

Parameter	Units	Blank Result	Reporting Limit	Analyzed	Qualifiers
Dibromochloromethane	ug/kg	ND	5.0	10/05/20 10:59	
Dibromomethane	ug/kg	ND	5.0	10/05/20 10:59	
Dichlorodifluoromethane	ug/kg	ND	10.0	10/05/20 10:59	
Diisopropyl ether	ug/kg	ND	5.0	10/05/20 10:59	
Ethylbenzene	ug/kg	ND	5.0	10/05/20 10:59	
Hexachloro-1,3-butadiene	ug/kg	ND	5.0	10/05/20 10:59	
Isopropylbenzene (Cumene)	ug/kg	ND	5.0	10/05/20 10:59	
m&p-Xylene	ug/kg	ND	10.0	10/05/20 10:59	
Methyl-tert-butyl ether	ug/kg	ND	5.0	10/05/20 10:59	
Methylene Chloride	ug/kg	ND	20.0	10/05/20 10:59	
n-Butylbenzene	ug/kg	ND	5.0	10/05/20 10:59	
n-Propylbenzene	ug/kg	ND	5.0	10/05/20 10:59	
Naphthalene	ug/kg	ND	5.0	10/05/20 10:59	
o-Xylene	ug/kg	ND	5.0	10/05/20 10:59	
p-Isopropyltoluene	ug/kg	ND	5.0	10/05/20 10:59	
sec-Butylbenzene	ug/kg	ND	5.0	10/05/20 10:59	
Styrene	ug/kg	ND	5.0	10/05/20 10:59	
tert-Butylbenzene	ug/kg	ND	5.0	10/05/20 10:59	v2
Tetrachloroethene	ug/kg	ND	5.0	10/05/20 10:59	
Toluene	ug/kg	ND	5.0	10/05/20 10:59	
trans-1,2-Dichloroethene	ug/kg	ND	5.0	10/05/20 10:59	
trans-1,3-Dichloropropene	ug/kg	ND	5.0	10/05/20 10:59	
Trichloroethene	ug/kg	ND	5.0	10/05/20 10:59	
Trichlorofluoromethane	ug/kg	ND	5.0	10/05/20 10:59	
Vinyl acetate	ug/kg	ND	50.0	10/05/20 10:59	
Vinyl chloride	ug/kg	ND	10.0	10/05/20 10:59	
Xylene (Total)	ug/kg	ND	10.0	10/05/20 10:59	
1,2-Dichloroethane-d4 (S)	%	106	70-132	10/05/20 10:59	
4-Bromofluorobenzene (S)	%	100	70-130	10/05/20 10:59	
Toluene-d8 (S)	%	99	70-130	10/05/20 10:59	

LABORATORY CONTROL SAMPLE: 3024155

Parameter	Units	Spike Conc.	LCS Result	LCS % Rec	% Rec Limits	Qualifiers
1,1,1,2-Tetrachloroethane	ug/kg	1250	1300	104	70-130	
1,1,1-Trichloroethane	ug/kg	1250	1320	105	70-130	
1,1,2,2-Tetrachloroethane	ug/kg	1250	1260	101	55-130	
1,1,2-Trichloroethane	ug/kg	1250	1270	101	70-130	
1,1-Dichloroethane	ug/kg	1250	1280	103	68-130	
1,1-Dichloroethene	ug/kg	1250	1380	110	70-130	
1,1-Dichloropropene	ug/kg	1250	1140	91	70-130	
1,2,3-Trichlorobenzene	ug/kg	1250	1240	100	70-130	
1,2,3-Trichloropropane	ug/kg	1250	1250	100	70-130	
1,2,4-Trichlorobenzene	ug/kg	1250	1320	105	70-130	

Results presented on this page are in the units indicated by the "Units" column except where an alternate unit is presented to the right of the result.

REPORT OF LABORATORY ANALYSIS

This report shall not be reproduced, except in full,
without the written consent of Pace Analytical Services, LLC.

Pace Analytical Services, LLC
9800 Kincey Ave. Suite 100
Huntersville, NC 28078
(704)875-9092

QUALITY CONTROL DATA

Project: 2020-L1-2448 Incident
Pace Project No.: 92498540

LABORATORY CONTROL SAMPLE: 3024155

Parameter	Units	Spike Conc.	LCS Result	LCS % Rec	% Rec Limits	Qualifiers
1,2,4-Trimethylbenzene	ug/kg	1250	1230	98	69-130	
1,2-Dibromo-3-chloropropane	ug/kg	1250	1330	107	57-141	
1,2-Dibromoethane (EDB)	ug/kg	1250	1310	105	70-130	
1,2-Dichlorobenzene	ug/kg	1250	1280	103	70-130	
1,2-Dichloroethane	ug/kg	1250	1120	90	70-130	
1,2-Dichloropropane	ug/kg	1250	1240	100	70-130	
1,3,5-Trimethylbenzene	ug/kg	1250	1300	104	70-130	
1,3-Dichlorobenzene	ug/kg	1250	1270	102	70-130	
1,3-Dichloropropane	ug/kg	1250	1270	102	70-130	
1,4-Dichlorobenzene	ug/kg	1250	1230	99	70-130	
2,2-Dichloropropane	ug/kg	1250	1340	107	70-130	
2-Butanone (MEK)	ug/kg	2500	2340	94	60-130	
2-Chlorotoluene	ug/kg	1250	1310	105	70-130	
2-Hexanone	ug/kg	2500	2450	98	70-132	
4-Chlorotoluene	ug/kg	1250	1240	99	70-130	
4-Methyl-2-pentanone (MIBK)	ug/kg	2500	2430	97	69-130	
Acetone	ug/kg	2500	2300	92	49-148	
Benzene	ug/kg	1250	1260	101	70-130	
Bromobenzene	ug/kg	1250	1260	101	70-130	
Bromochloromethane	ug/kg	1250	1290	103	70-130	
Bromodichloromethane	ug/kg	1250	1220	98	70-130	
Bromoform	ug/kg	1250	1320	105	68-136	
Bromomethane	ug/kg	1250	1310	105	60-140	
Carbon tetrachloride	ug/kg	1250	1230	98	70-130	
Chlorobenzene	ug/kg	1250	1220	97	70-130	
Chloroethane	ug/kg	1250	1310	105	51-147	IK
Chloroform	ug/kg	1250	1260	101	70-130	
Chloromethane	ug/kg	1250	1090	87	48-130	
cis-1,2-Dichloroethene	ug/kg	1250	1280	103	70-130	
cis-1,3-Dichloropropene	ug/kg	1250	1340	107	70-130	
Dibromochloromethane	ug/kg	1250	1350	108	70-130	
Dibromomethane	ug/kg	1250	1300	104	70-130	
Dichlorodifluoromethane	ug/kg	1250	1430	114	49-130	
Diisopropyl ether	ug/kg	1250	1160	93	66-130	
Ethylbenzene	ug/kg	1250	1190	95	70-130	
Hexachloro-1,3-butadiene	ug/kg	1250	1330	107	70-130	
Isopropylbenzene (Cumene)	ug/kg	1250	1280	102	70-130	
m&p-Xylene	ug/kg	2500	2540	101	70-130	
Methyl-tert-butyl ether	ug/kg	1250	1210	97	70-130	
Methylene Chloride	ug/kg	1250	1170	94	50-137	
n-Butylbenzene	ug/kg	1250	1270	101	70-130	
n-Propylbenzene	ug/kg	1250	1280	102	70-130	
Naphthalene	ug/kg	1250	1260	101	70-131	
o-Xylene	ug/kg	1250	1230	98	70-130	
p-Isopropyltoluene	ug/kg	1250	1290	103	70-130	
sec-Butylbenzene	ug/kg	1250	1290	103	70-130	
Styrene	ug/kg	1250	1300	104	70-130	

Results presented on this page are in the units indicated by the "Units" column except where an alternate unit is presented to the right of the result.

REPORT OF LABORATORY ANALYSIS

This report shall not be reproduced, except in full,
without the written consent of Pace Analytical Services, LLC.

Pace Analytical Services, LLC
9800 Kincey Ave. Suite 100
Huntersville, NC 28078
(704)875-9092

QUALITY CONTROL DATA

Project: 2020-L1-2448 Incident
Pace Project No.: 92498540

LABORATORY CONTROL SAMPLE: 3024155

Parameter	Units	Spike Conc.	LCS Result	LCS % Rec	% Rec Limits	Qualifiers
tert-Butylbenzene	ug/kg	1250	953	76	69-130	v3
Tetrachloroethene	ug/kg	1250	1230	99	56-130	
Toluene	ug/kg	1250	1240	99	70-130	
trans-1,2-Dichloroethene	ug/kg	1250	1310	105	70-130	
trans-1,3-Dichloropropene	ug/kg	1250	1310	105	70-130	
Trichloroethene	ug/kg	1250	1200	96	70-141	
Trichlorofluoromethane	ug/kg	1250	1300	104	67-130	
Vinyl acetate	ug/kg	2500	2710	108	10-136	
Vinyl chloride	ug/kg	1250	1170	94	67-130	
Xylene (Total)	ug/kg	3750	3770	100	70-130	
1,2-Dichloroethane-d4 (S)	%			93	70-132	
4-Bromofluorobenzene (S)	%			100	70-130	
Toluene-d8 (S)	%			99	70-130	

MATRIX SPIKE & MATRIX SPIKE DUPLICATE: 3024156 3024157

Parameter	Units	92498493001 Result	MS Spike Conc.	MSD Spike Conc.	MS Result	MSD Result	MS % Rec	MSD % Rec	% Rec Limits	RPD	Qual
1,1,1,2-Tetrachloroethane	ug/kg	ND	555	555	722	708	130	127	52-133	2	
1,1,1-Trichloroethane	ug/kg	ND	555	555	782	731	141	132	49-137	7	M1
1,1,2,2-Tetrachloroethane	ug/kg	ND	555	555	710	669	128	121	39-150	6	
1,1,2-Trichloroethane	ug/kg	ND	555	555	758	701	136	126	48-140	8	
1,1-Dichloroethane	ug/kg	ND	555	555	759	716	137	129	46-135	6	M1
1,1-Dichloroethene	ug/kg	ND	555	555	547	487	98	88	38-149	12	
1,1-Dichloropropene	ug/kg	ND	555	555	684	629	123	113	41-140	8	
1,2,3-Trichlorobenzene	ug/kg	ND	555	555	549	477	99	86	10-158	14	
1,2,3-Trichloropropane	ug/kg	ND	555	555	676	634	122	114	33-157	6	
1,2,4-Trichlorobenzene	ug/kg	ND	555	555	706	637	127	115	10-155	10	
1,2,4-Trimethylbenzene	ug/kg	ND	555	555	735	680	132	123	24-154	8	
1,2-Dibromo-3-chloropropane	ug/kg	ND	555	555	527	455	95	82	33-158	15	
1,2-Dibromoethane (EDB)	ug/kg	ND	555	555	723	683	130	123	40-136	6	
1,2-Dichlorobenzene	ug/kg	ND	555	555	718	671	129	121	27-146	7	
1,2-Dichloroethane	ug/kg	ND	555	555	722	686	130	123	49-140	5	
1,2-Dichloropropane	ug/kg	ND	555	555	719	673	130	121	44-143	7	
1,3,5-Trimethylbenzene	ug/kg	ND	555	555	746	691	134	124	40-144	8	
1,3-Dichlorobenzene	ug/kg	ND	555	555	715	680	129	122	33-140	5	
1,3-Dichloropropane	ug/kg	ND	555	555	718	693	129	125	47-147	4	
1,4-Dichlorobenzene	ug/kg	ND	555	555	689	666	124	120	35-139	3	
2,2-Dichloropropane	ug/kg	ND	555	555	734	691	132	124	41-140	6	
2-Butanone (MEK)	ug/kg	ND	1110	1110	2970	782	266	68	10-181	117	M1,R1
2-Chlorotoluene	ug/kg	ND	555	555	756	694	136	125	38-147	9	
2-Hexanone	ug/kg	ND	1110	1110	491	442	44	40	18-169	11	
4-Chlorotoluene	ug/kg	ND	555	555	708	656	127	118	36-145	8	
4-Methyl-2-pentanone (MIBK)	ug/kg	ND	1110	1110	688	630	62	57	16-175	9	
Acetone	ug/kg	145	1110	1110	917	840	69	63	10-200	9	

Results presented on this page are in the units indicated by the "Units" column except where an alternate unit is presented to the right of the result.

REPORT OF LABORATORY ANALYSIS

This report shall not be reproduced, except in full,
without the written consent of Pace Analytical Services, LLC.

Pace Analytical Services, LLC
9800 Kincey Ave. Suite 100
Huntersville, NC 28078
(704)875-9092

QUALITY CONTROL DATA

Project: 2020-L1-2448 Incident
Pace Project No.: 92498540

MATRIX SPIKE & MATRIX SPIKE DUPLICATE: 3024156 3024157

Parameter	Units	92498493001 Result	MS Spike Conc.	MSD Spike Conc.	MS Result	MSD Result	MS % Rec	MSD % Rec	% Rec Limits	RPD	Qual
Benzene	ug/kg	ND	555	555	734	696	132	125	46-136	5	
Bromobenzene	ug/kg	ND	555	555	695	653	125	118	38-149	6	
Bromochloromethane	ug/kg	ND	555	555	798	743	144	134	44-142	7	M1
Bromodichloromethane	ug/kg	ND	555	555	675	643	122	116	41-140	5	
Bromoform	ug/kg	ND	555	555	626	612	113	110	34-145	2	
Bromomethane	ug/kg	ND	555	555	783	632	141	114	14-162	21	
Carbon tetrachloride	ug/kg	ND	555	555	685	622	123	112	44-141	10	
Chlorobenzene	ug/kg	ND	555	555	711	662	128	119	39-141	7	
Chloroethane	ug/kg	ND	555	555	209	206	38	37	10-182	2	IK
Chloroform	ug/kg	ND	555	555	736	688	133	124	45-140	7	
Chloromethane	ug/kg	ND	555	555	703	660	127	119	19-149	6	
cis-1,2-Dichloroethene	ug/kg	ND	555	555	783	724	141	130	38-150	8	
cis-1,3-Dichloropropene	ug/kg	ND	555	555	759	698	137	126	30-144	8	
Dibromochloromethane	ug/kg	ND	555	555	681	650	123	117	36-145	5	
Dibromomethane	ug/kg	ND	555	555	749	711	135	128	41-145	5	
Dichlorodifluoromethane	ug/kg	ND	555	555	948	867	171	156	16-146	9	M1
Diisopropyl ether	ug/kg	ND	555	555	681	635	123	114	41-143	7	
Ethylbenzene	ug/kg	ND	555	555	692	647	125	117	35-144	7	
Hexachloro-1,3-butadiene	ug/kg	ND	555	555	1000	891	180	161	10-160	12	M1
Isopropylbenzene (Cumene)	ug/kg	ND	555	555	759	712	137	128	30-152	6	
m&p-Xylene	ug/kg	ND	1110	1110	1480	1360	133	123	33-145	8	
Methyl-tert-butyl ether	ug/kg	ND	555	555	710	668	128	120	49-140	6	
Methylene Chloride	ug/kg	ND	555	555	308	339	56	61	10-174	10	
n-Butylbenzene	ug/kg	ND	555	555	776	707	140	127	10-160	9	
n-Propylbenzene	ug/kg	ND	555	555	746	688	134	124	24-159	8	
Naphthalene	ug/kg	ND	555	555	442	374	79	66	10-171	17	
o-Xylene	ug/kg	ND	555	555	715	674	129	121	31-150	6	
p-Isopropyltoluene	ug/kg	ND	555	555	765	698	138	126	21-154	9	
sec-Butylbenzene	ug/kg	ND	555	555	782	720	141	130	19-159	8	
Styrene	ug/kg	ND	555	555	739	700	133	126	15-152	5	
tert-Butylbenzene	ug/kg	ND	555	555	577	521	104	94	31-141	10	v3
Tetrachloroethene	ug/kg	ND	555	555	712	646	128	116	19-141	10	
Toluene	ug/kg	ND	555	555	732	691	132	124	31-146	6	
trans-1,2-Dichloroethene	ug/kg	ND	555	555	795	763	143	137	28-157	4	
trans-1,3-Dichloropropene	ug/kg	ND	555	555	718	682	129	123	25-146	5	
Trichloroethene	ug/kg	ND	555	555	713	653	128	118	34-149	9	
Trichlorofluoromethane	ug/kg	ND	555	555	13.6	33.6	2	6	10-167	85	M1,R1
Vinyl acetate	ug/kg	ND	1110	1110	1470	1410	132	127	10-200	4	
Vinyl chloride	ug/kg	ND	555	555	804	739	145	133	36-155	8	
Xylene (Total)	ug/kg	ND	1670	1670	2190	2040	132	122	29-148	7	
1,2-Dichloroethane-d4 (S)	%						126	125	70-132		
4-Bromofluorobenzene (S)	%						101	103	70-130		
Toluene-d8 (S)	%						101	103	70-130		

Results presented on this page are in the units indicated by the "Units" column except where an alternate unit is presented to the right of the result.

REPORT OF LABORATORY ANALYSIS

This report shall not be reproduced, except in full,
without the written consent of Pace Analytical Services, LLC.

Pace Analytical Services, LLC
9800 Kincey Ave. Suite 100
Huntersville, NC 28078
(704)875-9092

QUALIFIERS

Project: 2020-L1-2448 Incident
Pace Project No.: 92498540

DEFINITIONS

DF - Dilution Factor, if reported, represents the factor applied to the reported data due to dilution of the sample aliquot.

ND - Not Detected at or above adjusted reporting limit.

TNTC - Too Numerous To Count

J - Estimated concentration above the adjusted method detection limit and below the adjusted reporting limit.

MDL - Adjusted Method Detection Limit.

PQL - Practical Quantitation Limit.

RL - Reporting Limit - The lowest concentration value that meets project requirements for quantitative data with known precision and bias for a specific analyte in a specific matrix.

S - Surrogate

1,2-Diphenylhydrazine decomposes to and cannot be separated from Azobenzene using Method 8270. The result for each analyte is a combined concentration.

Consistent with EPA guidelines, unrounded data are displayed and have been used to calculate % recovery and RPD values.

LCS(D) - Laboratory Control Sample (Duplicate)

MS(D) - Matrix Spike (Duplicate)

DUP - Sample Duplicate

RPD - Relative Percent Difference

NC - Not Calculable.

SG - Silica Gel - Clean-Up

U - Indicates the compound was analyzed for, but not detected.

Acid preservation may not be appropriate for 2 Chloroethylvinyl ether.

A separate vial preserved to a pH of 4-5 is recommended in SW846 Chapter 4 for the analysis of Acrolein and Acrylonitrile by EPA Method 8260.

N-Nitrosodiphenylamine decomposes and cannot be separated from Diphenylamine using Method 8270. The result reported for each analyte is a combined concentration.

Pace Analytical is TNI accredited. Contact your Pace PM for the current list of accredited analytes.

TNI - The NELAC Institute.

ANALYTE QUALIFIERS

IK	The recalculated concentration of the calibration standard(s) did not meet method acceptance criteria; this result should be considered an estimated value.
M1	Matrix spike recovery exceeded QC limits. Batch accepted based on laboratory control sample (LCS) recovery.
R1	RPD value was outside control limits.
v2	The continuing calibration verification was below the method acceptance limit. The analyte was not detected in the associated samples and the sensitivity of the instrument was verified with a reporting limit check standard.
v3	The continuing calibration verification was below the method acceptance limit. Any detection for the analyte in the associated samples may have low bias.

This report shall not be reproduced, except in full,
without the written consent of Pace Analytical Services, LLC.

Pace Analytical Services, LLC
9800 Kincey Ave. Suite 100
Huntersville, NC 28078
(704)875-9092

QUALITY CONTROL DATA CROSS REFERENCE TABLE

Project: 2020-L1-2448 Incident
Pace Project No.: 92498540

Lab ID	Sample ID	QC Batch Method	QC Batch	Analytical Method	Analytical Batch
92498540001	**MW-58 @30'**	EPA 5035A/5030B	570894	EPA 8260D	571108
92498540001	**MW-58 @30'**	ASTM D2974-87	572668		

REPORT OF LABORATORY ANALYSIS

This report shall not be reproduced, except in full,
without the written consent of Pace Analytical Services, LLC.

Pace Analytical®

CHAIN-OF-CUSTODY Analytical Request Document

Chain-of-Custody is a LEGAL DOCUMENT - Complete all relevent fields

LAB USE ... Number or

WO# : 92498540

92498540

Contain...

Company: Apex Companies, LLC	Billing Information:
Address:	
Report To: Andrew Street	Email To: Andrew.Street@apexcos.com
Copy To:	Site Collection Info/Address:
Customer Project Name/Number: 2020-L1-2448 release	State: NC / County/City: Huntersville Time Zone Collected: [ ] PT [ ] MT [ ] CT [X] ET
Phone: Email:	Site/Facility ID #: Compliance Monitoring? [ ] Yes [ ] No
Collected By (print): Thomas Fisher	Purchase Order #: Quote #: DW PWS ID #: DW Location Code:
Collected By (signature): [signature]	Turnaround Date Required: ASAP Immediately Packed on Ice: [X] Yes [ ] No
Sample Disposal: [ ] Dispose as appropriate [ ] Return [ ] Archive: ____ [ ] Hold: ____	Rush: [ ] Same Day [ ] Next Day [ ] 2 Day [ ] 3 Day [ ] 4 Day [ ] 5 Day (Expedite Charges Apply) Field Filtered (if applicable): [ ] Yes [ ] No Analysis: ____

** Preservative Types: (1) nitric acid, (2) sulfuric acid, (3) hydrochloric acid, (4) sodium hydroxide, (5) zinc acetate, (6) methanol, (7) sodium bisulfate, (8) sodium thiosulfate, (9) hexane, (A) ascorbic acid, (B) ammonium sulfate, (C) ammonium hydroxide, (D) TSP, (U) Unpreserved, (O) Other ____

Analyses

* Matrix Codes (Insert in Matrix box below): Drinking Water (DW), Ground Water (GW), Wastewater (WW), Product (P), Soil/Solid (SL), Oil (OL), Wipe (WP), Air (AR), Tissue (TS), Bioassay (B), Vapor (V), Other (OT)

Customer Sample ID	Matrix *	Comp / Grab	Collected (or Composite Start) Date	Collected (or Composite Start) Time	Composite End Date	Composite End Time	Res Cl	# of Ctns	VOCs 8260	MADEP VPH								
MW-58@30'	SL	G	10/2/20	1130				6	x	x								

Lab Profile/Line:

Lab Sample Receipt Checklist:

Custody Seals Present/Intact	Y N NA
Custody Signatures Present	Y N NA
Collector Signature Present	Y N NA
Bottles Intact	Y N NA
Correct Bottles	Y N NA
Sufficient Volume	Y N NA
Samples Received on Ice	Y N NA
VOA - Headspace Acceptable	Y N NA
USDA Regulated Soils	Y N NA
Samples in Holding Time	Y N NA
Residual Chlorine Present	Y N NA
Cl Strips: ____	
Sample pH Acceptable	Y N NA
pH Strips: ____	
Sulfide Present	Y N NA
Lead Acetate Strips: ____	

LAB USE ONLY:
Lab Sample # / Comments: 92498540 09

Customer Remarks / Special Conditions / Possible Hazards:

Type of Ice Used: Wet Blue Dry None

Packing Material Used:

Radchem sample(s) screened (<500 cpm): Y N NA

SHORT HOLDS PRESENT (<72 hours): Y N N/A

Lab Tracking #: 2560415

Samples received via: FEDEX UPS Client Courier Pace Courier

Lab Sample Temperature Info:
Temp Blank Received: Y N NA
Therm ID#: 92T061
Cooler 1 Temp Upon Receipt: 3.0 oC
Cooler 1 Therm Corr. Factor: 0 oC
Cooler 1 Corrected Temp: 3.0 oC
Comments:

Relinquished by/Company: (Signature)	Date/Time:	Received by/Company: (Signature)	Date/Time:
[signature] / Apex	10/2/20 / 1300	[signature]	10-2-20 1300
Relinquished by/Company: (Signature)	Date/Time:	Received by/Company: (Signature)	Date/Time:
	10-2-20 1331	MD9 Pace HVL	10-2-20 13:31
Relinquished by/Company: (Signature)	Date/Time:	Received by/Company: (Signature)	Date/Time:

MTJL LAB USE ONLY
Table #:
Acctnum:
Template:
Prelogin:
PM:
PB:

Trip Blank Received: Y N NA
HCL MeOH TSP Other

Non Conformance(s): YES / NO

Page: ____ of: ____

Pace Analytical Services, LLC
9800 Kincey Ave. Suite 100
Huntersville, NC 28078
(704)875-9092

October 14, 2020

Andrew Street
Apex Companies - NC
5900 Northwoods Business Pkwy
Suite 5900-0
Charlotte, NC 28269

RE: Project: 2020-LI-2448 Incident
Pace Project No.: 92498670

Dear Andrew Street:

Enclosed are the analytical results for sample(s) received by the laboratory on October 05, 2020. The results relate only to the samples included in this report. Results reported herein conform to the applicable TNI/NELAC Standards and the laboratory's Quality Manual, where applicable, unless otherwise noted in the body of the report.

The test results provided in this final report were generated by each of the following laboratories within the Pace Network:

- Pace National - Mt. Juliet
- Pace Analytical Services - Charlotte

If you have any questions concerning this report, please feel free to contact me.

Sincerely,

Angela M. Baioni

Angela Baioni
angela.baioni@pacelabs.com
(704)875-9092
Project Manager

Enclosures

cc: J Culbreath, Colonial Pipeline Company
Robert Hughes, Colonial Pipeline
Margaret King, APEX Companies, LLC
Emily Little, Apex Companies
Jeff Morrison, Colonial Pipeline Company
Tom Naumann, APEX Companies - NC
Joe Nicolette, Montrose-EPS
Christopher Schultz, Apex Companies
Alex Testoff, Montrose-EPS
Michael Verdon, Colonial Pipeline Company
JM Wyatt, Colonial Pipeline Company

This report shall not be reproduced, except in full,
without the written consent of Pace Analytical Services, LLC.

Pace Analytical Services, LLC
9800 Kincey Ave. Suite 100
Huntersville, NC 28078
(704)875-9092

CERTIFICATIONS

Project: 2020-LI-2448 Incident
Pace Project No.: 92498670

Pace Analytical Services National

12065 Lebanon Road, Mt. Juliet, TN 37122
Alabama Certification #: 40660
Alaska Certification 17-026
Arizona Certification #: AZ0612
Arkansas Certification #: 88-0469
California Certification #: 2932
Canada Certification #: 1461.01
Colorado Certification #: TN00003
Connecticut Certification #: PH-0197
DOD Certification: #1461.01
EPA# TN00003
Florida Certification #: E87487
Georgia DW Certification #: 923
Georgia Certification: NELAP
Idaho Certification #: TN00003
Illinois Certification #: 200008
Indiana Certification #: C-TN-01
Iowa Certification #: 364
Kansas Certification #: E-10277
Kentucky UST Certification #: 16
Kentucky Certification #: 90010
Louisiana Certification #: AI30792
Louisiana DW Certification #: LA180010
Maine Certification #: TN0002
Maryland Certification #: 324
Massachusetts Certification #: M-TN003
Michigan Certification #: 9958
Minnesota Certification #: 047-999-395
Mississippi Certification #: TN00003
Missouri Certification #: 340
Montana Certification #: CERT0086
Nebraska Certification #: NE-OS-15-05
Nevada Certification #: TN-03-2002-34
New Hampshire Certification #: 2975
New Jersey Certification #: TN002
New Mexico DW Certification
New York Certification #: 11742
North Carolina Aquatic Toxicity Certification #: 41
North Carolina Drinking Water Certification #: 21704
North Carolina Environmental Certificate #: 375
North Dakota Certification #: R-140
Ohio VAP Certification #: CL0069
Oklahoma Certification #: 9915
Oregon Certification #: TN200002
Pennsylvania Certification #: 68-02979
Rhode Island Certification #: LAO00356
South Carolina Certification #: 84004
South Dakota Certification
Tennessee DW/Chem/Micro Certification #: 2006
Texas Mold Certification #: LAB0152
Texas Certification #: T 104704245-17-14
USDA Soil Permit #: P330-15-00234
Utah Certification #: TN00003
Vermont Dept. of Health: ID# VT-2006
Virginia Certification #: VT2006
Virginia Certification #: 460132
Washington Certification #: C847
West Virginia Certification #: 233
Wisconsin Certification #: 998093910
Wyoming UST Certification #: via A2LA 2926.01
A2LA-ISO 17025 Certification #: 1461.01
A2LA-ISO 17025 Certification #: 1461.02
AIHA-LAP/LLC EMLAP Certification #:100789

Pace Analytical Services Charlotte

9800 Kincey Ave. Ste 100, Huntersville, NC 28078
Louisiana/NELAP Certification # LA170028
North Carolina Drinking Water Certification #: 37706
North Carolina Field Services Certification #: 5342
North Carolina Wastewater Certification #: 12
South Carolina Certification #: 99006001
Florida/NELAP Certification #: E87627
Kentucky UST Certification #: 84
Virginia/VELAP Certification #: 460221

REPORT OF LABORATORY ANALYSIS

This report shall not be reproduced, except in full,
without the written consent of Pace Analytical Services, LLC.

Pace Analytical Services, LLC
9800 Kincey Ave. Suite 100
Huntersville, NC 28078
(704)875-9092

SAMPLE SUMMARY

Project: 2020-LI-2448 Incident
Pace Project No.: 92498670

Lab ID	Sample ID	Matrix	Date Collected	Date Received
92498670001	**MW-59@30**	Solid	10/02/20 18:00	10/05/20 11:34
92498670002	**MW-60@25-27.5**	Solid	10/03/20 17:50	10/05/20 11:34
92498670003	**MW-40@25-27.5**	Solid	10/03/20 11:40	10/05/20 11:34

This report shall not be reproduced, except in full,
without the written consent of Pace Analytical Services, LLC.

Pace Analytical Services, LLC
9800 Kincey Ave. Suite 100
Huntersville, NC 28078
(704)875-9092

SAMPLE ANALYTE COUNT

Project: 2020-LI-2448 Incident
Pace Project No.: 92498670

Lab ID	Sample ID	Method	Analysts	Analytes Reported	Laboratory
92498670001	**MW-59@30**	MADEP VPH	ADM	6	PAN
		EPA 8260D	CL	70	PASI-C
		ASTM D2974-87	KDF	1	PASI-C
		SM 2540G	KDW	1	PAN
92498670002	**MW-60@25-27.5**	EPA 8260D	CL	70	PASI-C
		ASTM D2974-87	KDF	1	PASI-C
92498670003	**MW-40@25-27.5**	EPA 8260D	CL	70	PASI-C
		ASTM D2974-87	KDF	1	PASI-C

PAN = Pace National - Mt. Juliet
PASI-C = Pace Analytical Services - Charlotte

This report shall not be reproduced, except in full,
without the written consent of Pace Analytical Services, LLC.

Pace Analytical Services, LLC
9800 Kincey Ave. Suite 100
Huntersville, NC 28078
(704)875-9092

ANALYTICAL RESULTS

Project: 2020-LI-2448 Incident
Pace Project No.: 92498670

Sample: MW-59@30 **Lab ID: 92498670001** Collected: 10/02/20 18:00 Received: 10/05/20 11:34 Matrix: Solid

Results reported on a "dry weight" basis and are adjusted for percent moisture, sample size and any dilutions.

Parameters	Results	Units	Report Limit	MDL	DF	Prepared	Analyzed	CAS No.	Qual
MADEPV	Analytical Method: MADEP VPH Preparation Method: MADEPV Pace National - Mt. Juliet								
Aliphatic (C05-C08)	**<5.70**	mg/kg	5.70	1.90	1	10/03/20 17:50	10/14/20 10:48		
Aliphatic (C05-C08)	**121**	mg/kg	7.61	2.54	1	10/02/20 18:00	10/14/20 10:14		
Aliphatic (C05-C08)	**<6.48**	mg/kg	6.48	2.16	1	10/03/20 11:40	10/14/20 11:21		
Aliphatic (C09-C12)	**<7.61**	mg/kg	7.61	2.54	1	10/02/20 18:00	10/14/20 10:14		
Aliphatic (C09-C12)	**<5.70**	mg/kg	5.70	1.90	1	10/03/20 17:50	10/14/20 10:48		
Aliphatic (C09-C12)	**<6.48**	mg/kg	6.48	2.16	1	10/03/20 11:40	10/14/20 11:21		
Aromatic (C09-C10),Unadjusted	**2.71J**	mg/kg	7.61	2.54	1	10/02/20 18:00	10/14/20 10:14	TPHC9C10A	J
Aromatic (C09-C10),Unadjusted	**1.95J**	mg/kg	5.70	1.90	1	10/03/20 17:50	10/14/20 10:48	TPHC9C10A	J
Aromatic (C09-C10),Unadjusted	**<6.48**	mg/kg	6.48	2.16	1	10/03/20 11:40	10/14/20 11:21	TPHC9C10A	
Total VPH	**1.95J**	mg/kg	5.70	1.90	1	10/03/20 17:50	10/14/20 10:48	VPH	J
Total VPH	**124**	mg/kg	7.61	2.54	1	10/02/20 18:00	10/14/20 10:14	VPH	
Total VPH	**<6.48**	mg/kg	6.48	2.16	1	10/03/20 11:40	10/14/20 11:21	VPH	
Surrogates									
2,5-Dibromotoluene (FID)	82.3	%	70.0-130		1	10/03/20 17:50	10/14/20 10:48	615-59-8FID	
2,5-Dibromotoluene (FID)	85.3	%	70.0-130		1	10/03/20 11:40	10/14/20 11:21	615-59-8FID	
2,5-Dibromotoluene (FID)	73.9	%	70.0-130		1	10/02/20 18:00	10/14/20 10:14	615-59-8FID	
2,5-Dibromotoluene (PID)	76.2	%	70.0-130		1	10/02/20 18:00	10/14/20 10:14	615-59-8PID	
2,5-Dibromotoluene (PID)	87.9	%	70.0-130		1	10/03/20 11:40	10/14/20 11:21	615-59-8PID	
2,5-Dibromotoluene (PID)	85.0	%	70.0-130		1	10/03/20 17:50	10/14/20 10:48	615-59-8PID	
8260D/5035A/5030B Volatiles	Analytical Method: EPA 8260D Preparation Method: EPA 5035A/5030B Pace Analytical Services - Charlotte								
Acetone	**<113**	ug/kg	113	42.2	1	10/06/20 13:23	10/06/20 22:05	67-64-1	
Benzene	**<5.7**	ug/kg	5.7	4.0	1	10/06/20 13:23	10/06/20 22:05	71-43-2	
Bromobenzene	**<5.7**	ug/kg	5.7	3.8	1	10/06/20 13:23	10/06/20 22:05	108-86-1	
Bromochloromethane	**<5.7**	ug/kg	5.7	4.3	1	10/06/20 13:23	10/06/20 22:05	74-97-5	
Bromodichloromethane	**<5.7**	ug/kg	5.7	3.7	1	10/06/20 13:23	10/06/20 22:05	75-27-4	
Bromoform	**<5.7**	ug/kg	5.7	3.1	1	10/06/20 13:23	10/06/20 22:05	75-25-2	
Bromomethane	**<11.3**	ug/kg	11.3	8.9	1	10/06/20 13:23	10/06/20 22:05	74-83-9	
2-Butanone (MEK)	**<113**	ug/kg	113	48.0	1	10/06/20 13:23	10/06/20 22:05	78-93-3	
n-Butylbenzene	**<5.7**	ug/kg	5.7	3.1	1	10/06/20 13:23	10/06/20 22:05	104-51-8	
sec-Butylbenzene	**<5.7**	ug/kg	5.7	3.6	1	10/06/20 13:23	10/06/20 22:05	135-98-8	
tert-Butylbenzene	**<5.7**	ug/kg	5.7	3.0	1	10/06/20 13:23	10/06/20 22:05	98-06-6	v2
Carbon tetrachloride	**<5.7**	ug/kg	5.7	2.5	1	10/06/20 13:23	10/06/20 22:05	56-23-5	
Chlorobenzene	**<5.7**	ug/kg	5.7	3.7	1	10/06/20 13:23	10/06/20 22:05	108-90-7	
Chloroethane	**<11.3**	ug/kg	11.3	6.0	1	10/06/20 13:23	10/06/20 22:05	75-00-3	IK
Chloroform	**<5.7**	ug/kg	5.7	2.8	1	10/06/20 13:23	10/06/20 22:05	67-66-3	
Chloromethane	**<11.3**	ug/kg	11.3	7.9	1	10/06/20 13:23	10/06/20 22:05	74-87-3	
2-Chlorotoluene	**<5.7**	ug/kg	5.7	4.0	1	10/06/20 13:23	10/06/20 22:05	95-49-8	
4-Chlorotoluene	**<5.7**	ug/kg	5.7	3.6	1	10/06/20 13:23	10/06/20 22:05	106-43-4	
1,2-Dibromo-3-chloropropane	**<5.7**	ug/kg	5.7	5.2	1	10/06/20 13:23	10/06/20 22:05	96-12-8	
Dibromochloromethane	**<5.7**	ug/kg	5.7	3.0	1	10/06/20 13:23	10/06/20 22:05	124-48-1	
1,2-Dibromoethane (EDB)	**<5.7**	ug/kg	5.7	4.0	1	10/06/20 13:23	10/06/20 22:05	106-93-4	
Dibromomethane	**<5.7**	ug/kg	5.7	2.8	1	10/06/20 13:23	10/06/20 22:05	74-95-3	

REPORT OF LABORATORY ANALYSIS

This report shall not be reproduced, except in full,
without the written consent of Pace Analytical Services, LLC.

Pace Analytical Services, LLC
9800 Kincey Ave. Suite 100
Huntersville, NC 28078
(704)875-9092

ANALYTICAL RESULTS

Project: 2020-LI-2448 Incident
Pace Project No.: 92498670

Sample: MW-59@30 **Lab ID: 92498670001** Collected: 10/02/20 18:00 Received: 10/05/20 11:34 Matrix: Solid

Results reported on a "dry weight" basis and are adjusted for percent moisture, sample size and any dilutions.

Parameters	Results	Units	Report Limit	MDL	DF	Prepared	Analyzed	CAS No.	Qual
8260D/5035A/5030B Volatiles	Analytical Method: EPA 8260D Preparation Method: EPA 5035A/5030B Pace Analytical Services - Charlotte								
1,2-Dichlorobenzene	**<5.7**	ug/kg	5.7	3.3	1	10/06/20 13:23	10/06/20 22:05	95-50-1	
1,3-Dichlorobenzene	**<5.7**	ug/kg	5.7	4.7	1	10/06/20 13:23	10/06/20 22:05	541-73-1	
1,4-Dichlorobenzene	**<5.7**	ug/kg	5.7	4.2	1	10/06/20 13:23	10/06/20 22:05	106-46-7	
Dichlorodifluoromethane	**<11.3**	ug/kg	11.3	1.9	1	10/06/20 13:23	10/06/20 22:05	75-71-8	
1,1-Dichloroethane	**<5.7**	ug/kg	5.7	2.5	1	10/06/20 13:23	10/06/20 22:05	75-34-3	
1,2-Dichloroethane	**<5.7**	ug/kg	5.7	2.3	1	10/06/20 13:23	10/06/20 22:05	107-06-2	
1,1-Dichloroethene	**<5.7**	ug/kg	5.7	1.8	1	10/06/20 13:23	10/06/20 22:05	75-35-4	
cis-1,2-Dichloroethene	**<5.7**	ug/kg	5.7	3.2	1	10/06/20 13:23	10/06/20 22:05	156-59-2	
trans-1,2-Dichloroethene	**<5.7**	ug/kg	5.7	2.5	1	10/06/20 13:23	10/06/20 22:05	156-60-5	
1,2-Dichloropropane	**<5.7**	ug/kg	5.7	3.5	1	10/06/20 13:23	10/06/20 22:05	78-87-5	
1,3-Dichloropropane	**<5.7**	ug/kg	5.7	3.9	1	10/06/20 13:23	10/06/20 22:05	142-28-9	
2,2-Dichloropropane	**<5.7**	ug/kg	5.7	3.1	1	10/06/20 13:23	10/06/20 22:05	594-20-7	
1,1-Dichloropropene	**<5.7**	ug/kg	5.7	2.7	1	10/06/20 13:23	10/06/20 22:05	563-58-6	
cis-1,3-Dichloropropene	**<5.7**	ug/kg	5.7	3.7	1	10/06/20 13:23	10/06/20 22:05	10061-01-5	
trans-1,3-Dichloropropene	**<5.7**	ug/kg	5.7	4.8	1	10/06/20 13:23	10/06/20 22:05	10061-02-6	
Diisopropyl ether	**<5.7**	ug/kg	5.7	2.3	1	10/06/20 13:23	10/06/20 22:05	108-20-3	
Ethylbenzene	**<5.7**	ug/kg	5.7	5.3	1	10/06/20 13:23	10/06/20 22:05	100-41-4	
Hexachloro-1,3-butadiene	**<5.7**	ug/kg	5.7	5.4	1	10/06/20 13:23	10/06/20 22:05	87-68-3	
2-Hexanone	**<56.6**	ug/kg	56.6	11.2	1	10/06/20 13:23	10/06/20 22:05	591-78-6	
Isopropylbenzene (Cumene)	**<5.7**	ug/kg	5.7	3.6	1	10/06/20 13:23	10/06/20 22:05	98-82-8	
p-Isopropyltoluene	**<5.7**	ug/kg	5.7	3.1	1	10/06/20 13:23	10/06/20 22:05	99-87-6	
Methylene Chloride	**<22.6**	ug/kg	22.6	8.4	1	10/06/20 13:23	10/06/20 22:05	75-09-2	
4-Methyl-2-pentanone (MIBK)	**<56.6**	ug/kg	56.6	47.8	1	10/06/20 13:23	10/06/20 22:05	108-10-1	
Methyl-tert-butyl ether	**<5.7**	ug/kg	5.7	3.6	1	10/06/20 13:23	10/06/20 22:05	1634-04-4	
Naphthalene	**<5.7**	ug/kg	5.7	3.2	1	10/06/20 13:23	10/06/20 22:05	91-20-3	
n-Propylbenzene	**<5.7**	ug/kg	5.7	3.9	1	10/06/20 13:23	10/06/20 22:05	103-65-1	
Styrene	**<5.7**	ug/kg	5.7	2.7	1	10/06/20 13:23	10/06/20 22:05	100-42-5	
1,1,1,2-Tetrachloroethane	**<5.7**	ug/kg	5.7	3.7	1	10/06/20 13:23	10/06/20 22:05	630-20-6	
1,1,2,2-Tetrachloroethane	**<5.7**	ug/kg	5.7	5.0	1	10/06/20 13:23	10/06/20 22:05	79-34-5	
Tetrachloroethene	**<5.7**	ug/kg	5.7	2.8	1	10/06/20 13:23	10/06/20 22:05	127-18-4	
Toluene	**<5.7**	ug/kg	5.7	3.2	1	10/06/20 13:23	10/06/20 22:05	108-88-3	
1,2,3-Trichlorobenzene	**<5.7**	ug/kg	5.7	3.5	1	10/06/20 13:23	10/06/20 22:05	87-61-6	
1,2,4-Trichlorobenzene	**<5.7**	ug/kg	5.7	3.2	1	10/06/20 13:23	10/06/20 22:05	120-82-1	
1,1,1-Trichloroethane	**<5.7**	ug/kg	5.7	2.3	1	10/06/20 13:23	10/06/20 22:05	71-55-6	
1,1,2-Trichloroethane	**<5.7**	ug/kg	5.7	4.2	1	10/06/20 13:23	10/06/20 22:05	79-00-5	
Trichloroethene	**<5.7**	ug/kg	5.7	3.5	1	10/06/20 13:23	10/06/20 22:05	79-01-6	
Trichlorofluoromethane	**<5.7**	ug/kg	5.7	1.4	1	10/06/20 13:23	10/06/20 22:05	75-69-4	
1,2,3-Trichloropropane	**<5.7**	ug/kg	5.7	4.6	1	10/06/20 13:23	10/06/20 22:05	96-18-4	
1,2,4-Trimethylbenzene	**<5.7**	ug/kg	5.7	4.1	1	10/06/20 13:23	10/06/20 22:05	95-63-6	
1,3,5-Trimethylbenzene	**<5.7**	ug/kg	5.7	3.4	1	10/06/20 13:23	10/06/20 22:05	108-67-8	
Vinyl acetate	**<56.6**	ug/kg	56.6	4.9	1	10/06/20 13:23	10/06/20 22:05	108-05-4	
Vinyl chloride	**<11.3**	ug/kg	11.3	2.2	1	10/06/20 13:23	10/06/20 22:05	75-01-4	
Xylene (Total)	**<11.3**	ug/kg	11.3	3.2	1	10/06/20 13:23	10/06/20 22:05	1330-20-7	
m&p-Xylene	**<11.3**	ug/kg	11.3	8.7	1	10/06/20 13:23	10/06/20 22:05	179601-23-1	

REPORT OF LABORATORY ANALYSIS

This report shall not be reproduced, except in full,
without the written consent of Pace Analytical Services, LLC.

Pace Analytical Services, LLC
9800 Kincey Ave. Suite 100
Huntersville, NC 28078
(704)875-9092

ANALYTICAL RESULTS

Project: 2020-LI-2448 Incident
Pace Project No.: 92498670

Sample: MW-59@30 **Lab ID: 92498670001** Collected: 10/02/20 18:00 Received: 10/05/20 11:34 Matrix: Solid

Results reported on a "dry weight" basis and are adjusted for percent moisture, sample size and any dilutions.

Parameters	Results	Units	Report Limit	MDL	DF	Prepared	Analyzed	CAS No.	Qual
8260D/5035A/5030B Volatiles	Analytical Method: EPA 8260D Preparation Method: EPA 5035A/5030B Pace Analytical Services - Charlotte								
o-Xylene	**<5.7**	ug/kg	5.7	3.2	1	10/06/20 13:23	10/06/20 22:05	95-47-6	
Surrogates									
Toluene-d8 (S)	101	%	70-130		1	10/06/20 13:23	10/06/20 22:05	2037-26-5	
4-Bromofluorobenzene (S)	101	%	70-130		1	10/06/20 13:23	10/06/20 22:05	460-00-4	
1,2-Dichloroethane-d4 (S)	107	%	70-132		1	10/06/20 13:23	10/06/20 22:05	17060-07-0	
Percent Moisture	Analytical Method: ASTM D2974-87 Pace Analytical Services - Charlotte								
Percent Moisture	**20.8**	%	0.10	0.10	1		10/05/20 14:11		
Total Solids 2540 G-2011	Analytical Method: SM 2540G Preparation Method: SM 2540 G Pace National - Mt. Juliet								
Total Solids	**79.7**	%			1	10/08/20 23:25	10/08/20 23:37		
Total Solids	**93.4**	%			1	10/08/20 23:25	10/08/20 23:37		
Total Solids	**87.3**	%			1	10/08/20 23:25	10/08/20 23:37		

Sample: MW-60@25-27.5 **Lab ID: 92498670002** Collected: 10/03/20 17:50 Received: 10/05/20 11:34 Matrix: Solid

Results reported on a "dry weight" basis and are adjusted for percent moisture, sample size and any dilutions.

Parameters	Results	Units	Report Limit	MDL	DF	Prepared	Analyzed	CAS No.	Qual
8260D/5035A/5030B Volatiles	Analytical Method: EPA 8260D Preparation Method: EPA 5035A/5030B Pace Analytical Services - Charlotte								
Acetone	**<126**	ug/kg	126	47.0	1	10/06/20 13:23	10/06/20 22:22	67-64-1	
Benzene	**<6.3**	ug/kg	6.3	4.4	1	10/06/20 13:23	10/06/20 22:22	71-43-2	
Bromobenzene	**<6.3**	ug/kg	6.3	4.3	1	10/06/20 13:23	10/06/20 22:22	108-86-1	
Bromochloromethane	**<6.3**	ug/kg	6.3	4.8	1	10/06/20 13:23	10/06/20 22:22	74-97-5	
Bromodichloromethane	**<6.3**	ug/kg	6.3	4.1	1	10/06/20 13:23	10/06/20 22:22	75-27-4	
Bromoform	**<6.3**	ug/kg	6.3	3.4	1	10/06/20 13:23	10/06/20 22:22	75-25-2	
Bromomethane	**<12.6**	ug/kg	12.6	9.9	1	10/06/20 13:23	10/06/20 22:22	74-83-9	
2-Butanone (MEK)	**59.6J**	ug/kg	126	53.4	1	10/06/20 13:23	10/06/20 22:22	78-93-3	
n-Butylbenzene	**<6.3**	ug/kg	6.3	3.4	1	10/06/20 13:23	10/06/20 22:22	104-51-8	
sec-Butylbenzene	**<6.3**	ug/kg	6.3	4.0	1	10/06/20 13:23	10/06/20 22:22	135-98-8	
tert-Butylbenzene	**<6.3**	ug/kg	6.3	3.4	1	10/06/20 13:23	10/06/20 22:22	98-06-6	v2
Carbon tetrachloride	**<6.3**	ug/kg	6.3	2.8	1	10/06/20 13:23	10/06/20 22:22	56-23-5	
Chlorobenzene	**<6.3**	ug/kg	6.3	4.1	1	10/06/20 13:23	10/06/20 22:22	108-90-7	
Chloroethane	**<12.6**	ug/kg	12.6	6.7	1	10/06/20 13:23	10/06/20 22:22	75-00-3	IK
Chloroform	**<6.3**	ug/kg	6.3	3.1	1	10/06/20 13:23	10/06/20 22:22	67-66-3	
Chloromethane	**<12.6**	ug/kg	12.6	8.8	1	10/06/20 13:23	10/06/20 22:22	74-87-3	
2-Chlorotoluene	**<6.3**	ug/kg	6.3	4.5	1	10/06/20 13:23	10/06/20 22:22	95-49-8	
4-Chlorotoluene	**<6.3**	ug/kg	6.3	4.0	1	10/06/20 13:23	10/06/20 22:22	106-43-4	
1,2-Dibromo-3-chloropropane	**<6.3**	ug/kg	6.3	5.8	1	10/06/20 13:23	10/06/20 22:22	96-12-8	

REPORT OF LABORATORY ANALYSIS

This report shall not be reproduced, except in full,
without the written consent of Pace Analytical Services, LLC.

Pace Analytical Services, LLC
9800 Kincey Ave. Suite 100
Huntersville, NC 28078
(704)875-9092

ANALYTICAL RESULTS

Project: 2020-LI-2448 Incident
Pace Project No.: 92498670

Sample: MW-60@25-27.5 **Lab ID: 92498670002** Collected: 10/03/20 17:50 Received: 10/05/20 11:34 Matrix: Solid

Results reported on a "dry weight" basis and are adjusted for percent moisture, sample size and any dilutions.

Parameters	Results	Units	Report Limit	MDL	DF	Prepared	Analyzed	CAS No.	Qual
8260D/5035A/5030B Volatiles	Analytical Method: EPA 8260D Preparation Method: EPA 5035A/5030B Pace Analytical Services - Charlotte								
Dibromochloromethane	**<6.3**	ug/kg	6.3	3.4	1	10/06/20 13:23	10/06/20 22:22	124-48-1	
1,2-Dibromoethane (EDB)	**<6.3**	ug/kg	6.3	4.4	1	10/06/20 13:23	10/06/20 22:22	106-93-4	
Dibromomethane	**<6.3**	ug/kg	6.3	3.1	1	10/06/20 13:23	10/06/20 22:22	74-95-3	
1,2-Dichlorobenzene	**<6.3**	ug/kg	6.3	3.7	1	10/06/20 13:23	10/06/20 22:22	95-50-1	
1,3-Dichlorobenzene	**<6.3**	ug/kg	6.3	5.2	1	10/06/20 13:23	10/06/20 22:22	541-73-1	
1,4-Dichlorobenzene	**<6.3**	ug/kg	6.3	4.7	1	10/06/20 13:23	10/06/20 22:22	106-46-7	
Dichlorodifluoromethane	**<12.6**	ug/kg	12.6	2.2	1	10/06/20 13:23	10/06/20 22:22	75-71-8	
1,1-Dichloroethane	**<6.3**	ug/kg	6.3	2.8	1	10/06/20 13:23	10/06/20 22:22	75-34-3	
1,2-Dichloroethane	**<6.3**	ug/kg	6.3	2.6	1	10/06/20 13:23	10/06/20 22:22	107-06-2	
1,1-Dichloroethene	**<6.3**	ug/kg	6.3	2.0	1	10/06/20 13:23	10/06/20 22:22	75-35-4	
cis-1,2-Dichloroethene	**<6.3**	ug/kg	6.3	3.6	1	10/06/20 13:23	10/06/20 22:22	156-59-2	
trans-1,2-Dichloroethene	**<6.3**	ug/kg	6.3	2.7	1	10/06/20 13:23	10/06/20 22:22	156-60-5	
1,2-Dichloropropane	**<6.3**	ug/kg	6.3	3.9	1	10/06/20 13:23	10/06/20 22:22	78-87-5	
1,3-Dichloropropane	**<6.3**	ug/kg	6.3	4.4	1	10/06/20 13:23	10/06/20 22:22	142-28-9	
2,2-Dichloropropane	**<6.3**	ug/kg	6.3	3.5	1	10/06/20 13:23	10/06/20 22:22	594-20-7	
1,1-Dichloropropene	**<6.3**	ug/kg	6.3	3.0	1	10/06/20 13:23	10/06/20 22:22	563-58-6	
cis-1,3-Dichloropropene	**<6.3**	ug/kg	6.3	4.1	1	10/06/20 13:23	10/06/20 22:22	10061-01-5	
trans-1,3-Dichloropropene	**<6.3**	ug/kg	6.3	5.3	1	10/06/20 13:23	10/06/20 22:22	10061-02-6	
Diisopropyl ether	**<6.3**	ug/kg	6.3	2.5	1	10/06/20 13:23	10/06/20 22:22	108-20-3	
Ethylbenzene	**<6.3**	ug/kg	6.3	5.9	1	10/06/20 13:23	10/06/20 22:22	100-41-4	
Hexachloro-1,3-butadiene	**<6.3**	ug/kg	6.3	6.0	1	10/06/20 13:23	10/06/20 22:22	87-68-3	
2-Hexanone	**<63.0**	ug/kg	63.0	12.5	1	10/06/20 13:23	10/06/20 22:22	591-78-6	
Isopropylbenzene (Cumene)	**<6.3**	ug/kg	6.3	4.0	1	10/06/20 13:23	10/06/20 22:22	98-82-8	
p-Isopropyltoluene	**<6.3**	ug/kg	6.3	3.5	1	10/06/20 13:23	10/06/20 22:22	99-87-6	
Methylene Chloride	**67.0**	ug/kg	25.2	9.3	1	10/06/20 13:23	10/06/20 22:22	75-09-2	
4-Methyl-2-pentanone (MIBK)	**<63.0**	ug/kg	63.0	53.3	1	10/06/20 13:23	10/06/20 22:22	108-10-1	
Methyl-tert-butyl ether	**<6.3**	ug/kg	6.3	4.0	1	10/06/20 13:23	10/06/20 22:22	1634-04-4	
Naphthalene	**<6.3**	ug/kg	6.3	3.5	1	10/06/20 13:23	10/06/20 22:22	91-20-3	
n-Propylbenzene	**<6.3**	ug/kg	6.3	4.3	1	10/06/20 13:23	10/06/20 22:22	103-65-1	
Styrene	**<6.3**	ug/kg	6.3	3.0	1	10/06/20 13:23	10/06/20 22:22	100-42-5	
1,1,1,2-Tetrachloroethane	**<6.3**	ug/kg	6.3	4.2	1	10/06/20 13:23	10/06/20 22:22	630-20-6	
1,1,2,2-Tetrachloroethane	**<6.3**	ug/kg	6.3	5.6	1	10/06/20 13:23	10/06/20 22:22	79-34-5	
Tetrachloroethene	**<6.3**	ug/kg	6.3	3.1	1	10/06/20 13:23	10/06/20 22:22	127-18-4	
Toluene	**<6.3**	ug/kg	6.3	3.6	1	10/06/20 13:23	10/06/20 22:22	108-88-3	
1,2,3-Trichlorobenzene	**<6.3**	ug/kg	6.3	3.9	1	10/06/20 13:23	10/06/20 22:22	87-61-6	
1,2,4-Trichlorobenzene	**<6.3**	ug/kg	6.3	3.5	1	10/06/20 13:23	10/06/20 22:22	120-82-1	
1,1,1-Trichloroethane	**<6.3**	ug/kg	6.3	2.5	1	10/06/20 13:23	10/06/20 22:22	71-55-6	
1,1,2-Trichloroethane	**<6.3**	ug/kg	6.3	4.7	1	10/06/20 13:23	10/06/20 22:22	79-00-5	
Trichloroethene	**<6.3**	ug/kg	6.3	3.9	1	10/06/20 13:23	10/06/20 22:22	79-01-6	
Trichlorofluoromethane	**<6.3**	ug/kg	6.3	1.6	1	10/06/20 13:23	10/06/20 22:22	75-69-4	
1,2,3-Trichloropropane	**<6.3**	ug/kg	6.3	5.1	1	10/06/20 13:23	10/06/20 22:22	96-18-4	
1,2,4-Trimethylbenzene	**<6.3**	ug/kg	6.3	4.5	1	10/06/20 13:23	10/06/20 22:22	95-63-6	
1,3,5-Trimethylbenzene	**<6.3**	ug/kg	6.3	3.8	1	10/06/20 13:23	10/06/20 22:22	108-67-8	
Vinyl acetate	**<63.0**	ug/kg	63.0	5.4	1	10/06/20 13:23	10/06/20 22:22	108-05-4	

REPORT OF LABORATORY ANALYSIS

This report shall not be reproduced, except in full,
without the written consent of Pace Analytical Services, LLC.

Pace Analytical Services, LLC
9800 Kincey Ave. Suite 100
Huntersville, NC 28078
(704)875-9092

ANALYTICAL RESULTS

Project: 2020-LI-2448 Incident
Pace Project No.: 92498670

Sample: MW-60@25-27.5 **Lab ID: 92498670002** Collected: 10/03/20 17:50 Received: 10/05/20 11:34 Matrix: Solid

Results reported on a "dry weight" basis and are adjusted for percent moisture, sample size and any dilutions.

Parameters	Results	Units	Report Limit	MDL	DF	Prepared	Analyzed	CAS No.	Qual
8260D/5035A/5030B Volatiles	Analytical Method: EPA 8260D Preparation Method: EPA 5035A/5030B Pace Analytical Services - Charlotte								
Vinyl chloride	**<12.6**	ug/kg	12.6	2.4	1	10/06/20 13:23	10/06/20 22:22	75-01-4	
Xylene (Total)	**<12.6**	ug/kg	12.6	3.6	1	10/06/20 13:23	10/06/20 22:22	1330-20-7	
m&p-Xylene	**<12.6**	ug/kg	12.6	9.7	1	10/06/20 13:23	10/06/20 22:22	179601-23-1	
o-Xylene	**<6.3**	ug/kg	6.3	3.6	1	10/06/20 13:23	10/06/20 22:22	95-47-6	
Surrogates									
Toluene-d8 (S)	101	%	70-130		1	10/06/20 13:23	10/06/20 22:22	2037-26-5	
4-Bromofluorobenzene (S)	98	%	70-130		1	10/06/20 13:23	10/06/20 22:22	460-00-4	
1,2-Dichloroethane-d4 (S)	108	%	70-132		1	10/06/20 13:23	10/06/20 22:22	17060-07-0	
Percent Moisture	Analytical Method: ASTM D2974-87 Pace Analytical Services - Charlotte								
Percent Moisture	**8.9**	%	0.10	0.10	1		10/05/20 14:11		

Sample: MW-40@25-27.5 **Lab ID: 92498670003** Collected: 10/03/20 11:40 Received: 10/05/20 11:34 Matrix: Solid

Results reported on a "dry weight" basis and are adjusted for percent moisture, sample size and any dilutions.

Parameters	Results	Units	Report Limit	MDL	DF	Prepared	Analyzed	CAS No.	Qual
8260D/5035A/5030B Volatiles	Analytical Method: EPA 8260D Preparation Method: EPA 5035A/5030B Pace Analytical Services - Charlotte								
Acetone	**<116**	ug/kg	116	43.1	1	10/06/20 13:23	10/06/20 22:40	67-64-1	
Benzene	**<5.8**	ug/kg	5.8	4.1	1	10/06/20 13:23	10/06/20 22:40	71-43-2	
Bromobenzene	**<5.8**	ug/kg	5.8	3.9	1	10/06/20 13:23	10/06/20 22:40	108-86-1	
Bromochloromethane	**<5.8**	ug/kg	5.8	4.4	1	10/06/20 13:23	10/06/20 22:40	74-97-5	
Bromodichloromethane	**<5.8**	ug/kg	5.8	3.8	1	10/06/20 13:23	10/06/20 22:40	75-27-4	
Bromoform	**<5.8**	ug/kg	5.8	3.1	1	10/06/20 13:23	10/06/20 22:40	75-25-2	
Bromomethane	**<11.6**	ug/kg	11.6	9.1	1	10/06/20 13:23	10/06/20 22:40	74-83-9	
2-Butanone (MEK)	**55.1J**	ug/kg	116	49.0	1	10/06/20 13:23	10/06/20 22:40	78-93-3	
n-Butylbenzene	**<5.8**	ug/kg	5.8	3.1	1	10/06/20 13:23	10/06/20 22:40	104-51-8	
sec-Butylbenzene	**<5.8**	ug/kg	5.8	3.7	1	10/06/20 13:23	10/06/20 22:40	135-98-8	
tert-Butylbenzene	**<5.8**	ug/kg	5.8	3.1	1	10/06/20 13:23	10/06/20 22:40	98-06-6	v2
Carbon tetrachloride	**<5.8**	ug/kg	5.8	2.6	1	10/06/20 13:23	10/06/20 22:40	56-23-5	
Chlorobenzene	**<5.8**	ug/kg	5.8	3.7	1	10/06/20 13:23	10/06/20 22:40	108-90-7	
Chloroethane	**<11.6**	ug/kg	11.6	6.1	1	10/06/20 13:23	10/06/20 22:40	75-00-3	IK
Chloroform	**<5.8**	ug/kg	5.8	2.9	1	10/06/20 13:23	10/06/20 22:40	67-66-3	
Chloromethane	**<11.6**	ug/kg	11.6	8.1	1	10/06/20 13:23	10/06/20 22:40	74-87-3	
2-Chlorotoluene	**<5.8**	ug/kg	5.8	4.1	1	10/06/20 13:23	10/06/20 22:40	95-49-8	
4-Chlorotoluene	**<5.8**	ug/kg	5.8	3.7	1	10/06/20 13:23	10/06/20 22:40	106-43-4	
1,2-Dibromo-3-chloropropane	**<5.8**	ug/kg	5.8	5.4	1	10/06/20 13:23	10/06/20 22:40	96-12-8	
Dibromochloromethane	**<5.8**	ug/kg	5.8	3.1	1	10/06/20 13:23	10/06/20 22:40	124-48-1	
1,2-Dibromoethane (EDB)	**<5.8**	ug/kg	5.8	4.1	1	10/06/20 13:23	10/06/20 22:40	106-93-4	
Dibromomethane	**<5.8**	ug/kg	5.8	2.9	1	10/06/20 13:23	10/06/20 22:40	74-95-3	
1,2-Dichlorobenzene	**<5.8**	ug/kg	5.8	3.4	1	10/06/20 13:23	10/06/20 22:40	95-50-1	

REPORT OF LABORATORY ANALYSIS

This report shall not be reproduced, except in full,
without the written consent of Pace Analytical Services, LLC.

Pace Analytical Services, LLC
9800 Kincey Ave. Suite 100
Huntersville, NC 28078
(704)875-9092

ANALYTICAL RESULTS

Project: 2020-LI-2448 Incident
Pace Project No.: 92498670

Sample: MW-40@25-27.5 **Lab ID: 92498670003** Collected: 10/03/20 11:40 Received: 10/05/20 11:34 Matrix: Solid

Results reported on a "dry weight" basis and are adjusted for percent moisture, sample size and any dilutions.

Parameters	Results	Units	Report Limit	MDL	DF	Prepared	Analyzed	CAS No.	Qual
8260D/5035A/5030B Volatiles	Analytical Method: EPA 8260D Preparation Method: EPA 5035A/5030B Pace Analytical Services - Charlotte								
1,3-Dichlorobenzene	**<5.8**	ug/kg	5.8	4.8	1	10/06/20 13:23	10/06/20 22:40	541-73-1	
1,4-Dichlorobenzene	**<5.8**	ug/kg	5.8	4.3	1	10/06/20 13:23	10/06/20 22:40	106-46-7	
Dichlorodifluoromethane	**<11.6**	ug/kg	11.6	2.0	1	10/06/20 13:23	10/06/20 22:40	75-71-8	
1,1-Dichloroethane	**<5.8**	ug/kg	5.8	2.5	1	10/06/20 13:23	10/06/20 22:40	75-34-3	
1,2-Dichloroethane	**<5.8**	ug/kg	5.8	2.4	1	10/06/20 13:23	10/06/20 22:40	107-06-2	
1,1-Dichloroethene	**<5.8**	ug/kg	5.8	1.8	1	10/06/20 13:23	10/06/20 22:40	75-35-4	
cis-1,2-Dichloroethene	**<5.8**	ug/kg	5.8	3.3	1	10/06/20 13:23	10/06/20 22:40	156-59-2	
trans-1,2-Dichloroethene	**<5.8**	ug/kg	5.8	2.5	1	10/06/20 13:23	10/06/20 22:40	156-60-5	
1,2-Dichloropropane	**<5.8**	ug/kg	5.8	3.6	1	10/06/20 13:23	10/06/20 22:40	78-87-5	
1,3-Dichloropropane	**<5.8**	ug/kg	5.8	4.0	1	10/06/20 13:23	10/06/20 22:40	142-28-9	
2,2-Dichloropropane	**<5.8**	ug/kg	5.8	3.2	1	10/06/20 13:23	10/06/20 22:40	594-20-7	
1,1-Dichloropropene	**<5.8**	ug/kg	5.8	2.8	1	10/06/20 13:23	10/06/20 22:40	563-58-6	
cis-1,3-Dichloropropene	**<5.8**	ug/kg	5.8	3.8	1	10/06/20 13:23	10/06/20 22:40	10061-01-5	
trans-1,3-Dichloropropene	**<5.8**	ug/kg	5.8	4.9	1	10/06/20 13:23	10/06/20 22:40	10061-02-6	
Diisopropyl ether	**<5.8**	ug/kg	5.8	2.3	1	10/06/20 13:23	10/06/20 22:40	108-20-3	
Ethylbenzene	**<5.8**	ug/kg	5.8	5.4	1	10/06/20 13:23	10/06/20 22:40	100-41-4	
Hexachloro-1,3-butadiene	**<5.8**	ug/kg	5.8	5.5	1	10/06/20 13:23	10/06/20 22:40	87-68-3	
2-Hexanone	**<57.8**	ug/kg	57.8	11.5	1	10/06/20 13:23	10/06/20 22:40	591-78-6	
Isopropylbenzene (Cumene)	**<5.8**	ug/kg	5.8	3.7	1	10/06/20 13:23	10/06/20 22:40	98-82-8	
p-Isopropyltoluene	**<5.8**	ug/kg	5.8	3.2	1	10/06/20 13:23	10/06/20 22:40	99-87-6	
Methylene Chloride	**47.2**	ug/kg	23.1	8.6	1	10/06/20 13:23	10/06/20 22:40	75-09-2	
4-Methyl-2-pentanone (MIBK)	**<57.8**	ug/kg	57.8	48.9	1	10/06/20 13:23	10/06/20 22:40	108-10-1	
Methyl-tert-butyl ether	**<5.8**	ug/kg	5.8	3.7	1	10/06/20 13:23	10/06/20 22:40	1634-04-4	
Naphthalene	**<5.8**	ug/kg	5.8	3.2	1	10/06/20 13:23	10/06/20 22:40	91-20-3	
n-Propylbenzene	**<5.8**	ug/kg	5.8	4.0	1	10/06/20 13:23	10/06/20 22:40	103-65-1	
Styrene	**<5.8**	ug/kg	5.8	2.7	1	10/06/20 13:23	10/06/20 22:40	100-42-5	
1,1,1,2-Tetrachloroethane	**<5.8**	ug/kg	5.8	3.8	1	10/06/20 13:23	10/06/20 22:40	630-20-6	
1,1,2,2-Tetrachloroethane	**<5.8**	ug/kg	5.8	5.1	1	10/06/20 13:23	10/06/20 22:40	79-34-5	
Tetrachloroethene	**<5.8**	ug/kg	5.8	2.9	1	10/06/20 13:23	10/06/20 22:40	127-18-4	
Toluene	**<5.8**	ug/kg	5.8	3.3	1	10/06/20 13:23	10/06/20 22:40	108-88-3	
1,2,3-Trichlorobenzene	**<5.8**	ug/kg	5.8	3.5	1	10/06/20 13:23	10/06/20 22:40	87-61-6	
1,2,4-Trichlorobenzene	**<5.8**	ug/kg	5.8	3.2	1	10/06/20 13:23	10/06/20 22:40	120-82-1	
1,1,1-Trichloroethane	**<5.8**	ug/kg	5.8	2.3	1	10/06/20 13:23	10/06/20 22:40	71-55-6	
1,1,2-Trichloroethane	**<5.8**	ug/kg	5.8	4.3	1	10/06/20 13:23	10/06/20 22:40	79-00-5	
Trichloroethene	**<5.8**	ug/kg	5.8	3.6	1	10/06/20 13:23	10/06/20 22:40	79-01-6	
Trichlorofluoromethane	**<5.8**	ug/kg	5.8	1.4	1	10/06/20 13:23	10/06/20 22:40	75-69-4	
1,2,3-Trichloropropane	**<5.8**	ug/kg	5.8	4.7	1	10/06/20 13:23	10/06/20 22:40	96-18-4	
1,2,4-Trimethylbenzene	**<5.8**	ug/kg	5.8	4.2	1	10/06/20 13:23	10/06/20 22:40	95-63-6	
1,3,5-Trimethylbenzene	**<5.8**	ug/kg	5.8	3.4	1	10/06/20 13:23	10/06/20 22:40	108-67-8	
Vinyl acetate	**<57.8**	ug/kg	57.8	5.0	1	10/06/20 13:23	10/06/20 22:40	108-05-4	
Vinyl chloride	**<11.6**	ug/kg	11.6	2.2	1	10/06/20 13:23	10/06/20 22:40	75-01-4	
Xylene (Total)	**<11.6**	ug/kg	11.6	3.3	1	10/06/20 13:23	10/06/20 22:40	1330-20-7	
m&p-Xylene	**<11.6**	ug/kg	11.6	8.9	1	10/06/20 13:23	10/06/20 22:40	179601-23-1	
o-Xylene	**<5.8**	ug/kg	5.8	3.3	1	10/06/20 13:23	10/06/20 22:40	95-47-6	

REPORT OF LABORATORY ANALYSIS

This report shall not be reproduced, except in full,
without the written consent of Pace Analytical Services, LLC.

Pace Analytical Services, LLC
9800 Kincey Ave. Suite 100
Huntersville, NC 28078
(704)875-9092

ANALYTICAL RESULTS

Project: 2020-LI-2448 Incident
Pace Project No.: 92498670

Sample: MW-40@25-27.5 **Lab ID: 92498670003** Collected: 10/03/20 11:40 Received: 10/05/20 11:34 Matrix: Solid

Results reported on a "dry weight" basis and are adjusted for percent moisture, sample size and any dilutions.

Parameters	Results	Units	Report Limit	MDL	DF	Prepared	Analyzed	CAS No.	Qual
8260D/5035A/5030B Volatiles	Analytical Method: EPA 8260D Preparation Method: EPA 5035A/5030B Pace Analytical Services - Charlotte								
Surrogates									
Toluene-d8 (S)	100	%	70-130		1	10/06/20 13:23	10/06/20 22:40	2037-26-5	
4-Bromofluorobenzene (S)	99	%	70-130		1	10/06/20 13:23	10/06/20 22:40	460-00-4	
1,2-Dichloroethane-d4 (S)	104	%	70-132		1	10/06/20 13:23	10/06/20 22:40	17060-07-0	
Percent Moisture	Analytical Method: ASTM D2974-87 Pace Analytical Services - Charlotte								
Percent Moisture	**12.2**	%	0.10	0.10	1		10/05/20 14:11		

REPORT OF LABORATORY ANALYSIS

This report shall not be reproduced, except in full,
without the written consent of Pace Analytical Services, LLC.

Pace Analytical Services, LLC
9800 Kincey Ave. Suite 100
Huntersville, NC 28078
(704)875-9092

QUALITY CONTROL DATA

Project: 2020-LI-2448 Incident
Pace Project No.: 92498670

QC Batch: 1558008
QC Batch Method: MADEPV
Analysis Method: MADEP VPH
Analysis Description: MADEPV
Laboratory: Pace National - Mt. Juliet

Associated Lab Samples: 92498670001

METHOD BLANK: R3581352-3 Matrix: Solid
Associated Lab Samples: 92498670001

Parameter	Units	Blank Result	Reporting Limit	MDL	Analyzed	Qualifiers
Aliphatic (C05-C08)	mg/kg	<5.00	5.00	1.67	10/13/20 19:00	
Aliphatic (C09-C12)	mg/kg	<5.00	5.00	1.67	10/13/20 19:00	
Aromatic (C09-C10),Unadjusted	mg/kg	<5.00	5.00	1.67	10/13/20 19:00	
Total VPH	mg/kg	<5.00	5.00	1.67	10/13/20 19:00	
2,5-Dibromotoluene (FID)	%	76	70.0-130		10/13/20 19:00	
2,5-Dibromotoluene (PID)	%	77.7	70.0-130		10/13/20 19:00	

LABORATORY CONTROL SAMPLE & LCSD: R3581352-1 R3581352-2

Parameter	Units	Spike Conc.	LCS Result	LCSD Result	LCS % Rec	LCSD % Rec	% Rec Limits	RPD	Max RPD	Qualifiers
Aliphatic (C05-C08)	mg/kg	60.0	57.6	56.6	96.0	94.3	70.0-130	1.75	25	
Aliphatic (C09-C12)	mg/kg	70.0	67.8	67.2	96.9	96.0	70.0-130	0.889	25	
Aromatic (C09-C10),Unadjusted	mg/kg	10.0	10.3	10.1	103	101	70.0-130	1.96	25	
Total VPH	mg/kg	140	136	134	97.1	95.7	70.0-130	1.48	25	
2,5-Dibromotoluene (FID)	%				85.9	84.9	70.0-130			
2,5-Dibromotoluene (PID)	%				91.6	90.3	70.0-130			

Results presented on this page are in the units indicated by the "Units" column except where an alternate unit is presented to the right of the result.

REPORT OF LABORATORY ANALYSIS

This report shall not be reproduced, except in full,
without the written consent of Pace Analytical Services, LLC.

Pace Analytical Services, LLC
9800 Kincey Ave. Suite 100
Huntersville, NC 28078
(704)875-9092

QUALITY CONTROL DATA

Project: 2020-LI-2448 Incident
Pace Project No.: 92498670

QC Batch: 571221
QC Batch Method: EPA 5035A/5030B
Analysis Method: EPA 8260D
Analysis Description: 8260D 5035A 5030B
Laboratory: Pace Analytical Services - Charlotte
Associated Lab Samples: 92498670001, 92498670002, 92498670003

METHOD BLANK: 3025483 Matrix: Solid
Associated Lab Samples: 92498670001, 92498670002, 92498670003

Parameter	Units	Blank Result	Reporting Limit	MDL	Analyzed	Qualifiers
1,1,1,2-Tetrachloroethane	ug/kg	<5.0	5.0	3.3	10/06/20 14:45	
1,1,1-Trichloroethane	ug/kg	<5.0	5.0	2.0	10/06/20 14:45	
1,1,2,2-Tetrachloroethane	ug/kg	<5.0	5.0	4.4	10/06/20 14:45	
1,1,2-Trichloroethane	ug/kg	<5.0	5.0	3.7	10/06/20 14:45	
1,1-Dichloroethane	ug/kg	<5.0	5.0	2.2	10/06/20 14:45	
1,1-Dichloroethene	ug/kg	<5.0	5.0	1.6	10/06/20 14:45	
1,1-Dichloropropene	ug/kg	<5.0	5.0	2.4	10/06/20 14:45	
1,2,3-Trichlorobenzene	ug/kg	<5.0	5.0	3.1	10/06/20 14:45	
1,2,3-Trichloropropane	ug/kg	<5.0	5.0	4.1	10/06/20 14:45	
1,2,4-Trichlorobenzene	ug/kg	<5.0	5.0	2.8	10/06/20 14:45	
1,2,4-Trimethylbenzene	ug/kg	<5.0	5.0	3.6	10/06/20 14:45	
1,2-Dibromo-3-chloropropane	ug/kg	<5.0	5.0	4.6	10/06/20 14:45	
1,2-Dibromoethane (EDB)	ug/kg	<5.0	5.0	3.5	10/06/20 14:45	
1,2-Dichlorobenzene	ug/kg	<5.0	5.0	3.0	10/06/20 14:45	
1,2-Dichloroethane	ug/kg	<5.0	5.0	2.0	10/06/20 14:45	
1,2-Dichloropropane	ug/kg	<5.0	5.0	3.1	10/06/20 14:45	
1,3,5-Trimethylbenzene	ug/kg	<5.0	5.0	3.0	10/06/20 14:45	
1,3-Dichlorobenzene	ug/kg	<5.0	5.0	4.1	10/06/20 14:45	
1,3-Dichloropropane	ug/kg	<5.0	5.0	3.5	10/06/20 14:45	
1,4-Dichlorobenzene	ug/kg	<5.0	5.0	3.8	10/06/20 14:45	
2,2-Dichloropropane	ug/kg	<5.0	5.0	2.8	10/06/20 14:45	
2-Butanone (MEK)	ug/kg	<100	100	42.4	10/06/20 14:45	
2-Chlorotoluene	ug/kg	<5.0	5.0	3.6	10/06/20 14:45	
2-Hexanone	ug/kg	<50.0	50.0	9.9	10/06/20 14:45	
4-Chlorotoluene	ug/kg	<5.0	5.0	3.2	10/06/20 14:45	
4-Methyl-2-pentanone (MIBK)	ug/kg	<50.0	50.0	42.3	10/06/20 14:45	
Acetone	ug/kg	<100	100	37.3	10/06/20 14:45	
Benzene	ug/kg	<5.0	5.0	3.5	10/06/20 14:45	
Bromobenzene	ug/kg	<5.0	5.0	3.4	10/06/20 14:45	
Bromochloromethane	ug/kg	<5.0	5.0	3.8	10/06/20 14:45	
Bromodichloromethane	ug/kg	<5.0	5.0	3.3	10/06/20 14:45	
Bromoform	ug/kg	<5.0	5.0	2.7	10/06/20 14:45	
Bromomethane	ug/kg	<10.0	10.0	7.9	10/06/20 14:45	
Carbon tetrachloride	ug/kg	<5.0	5.0	2.2	10/06/20 14:45	
Chlorobenzene	ug/kg	<5.0	5.0	3.2	10/06/20 14:45	
Chloroethane	ug/kg	<10.0	10.0	5.3	10/06/20 14:45	IK
Chloroform	ug/kg	<5.0	5.0	2.5	10/06/20 14:45	
Chloromethane	ug/kg	<10.0	10.0	7.0	10/06/20 14:45	
cis-1,2-Dichloroethene	ug/kg	<5.0	5.0	2.9	10/06/20 14:45	
cis-1,3-Dichloropropene	ug/kg	<5.0	5.0	3.2	10/06/20 14:45	

Results presented on this page are in the units indicated by the "Units" column except where an alternate unit is presented to the right of the result.

REPORT OF LABORATORY ANALYSIS

This report shall not be reproduced, except in full,
without the written consent of Pace Analytical Services, LLC.

Pace Analytical Services, LLC
9800 Kincey Ave. Suite 100
Huntersville, NC 28078
(704)875-9092

QUALITY CONTROL DATA

Project: 2020-LI-2448 Incident
Pace Project No.: 92498670

METHOD BLANK: 3025483 Matrix: Solid
Associated Lab Samples: 92498670001, 92498670002, 92498670003

Parameter	Units	Blank Result	Reporting Limit	MDL	Analyzed	Qualifiers
Dibromochloromethane	ug/kg	<5.0	5.0	2.7	10/06/20 14:45	
Dibromomethane	ug/kg	<5.0	5.0	2.5	10/06/20 14:45	
Dichlorodifluoromethane	ug/kg	<10.0	10.0	1.7	10/06/20 14:45	
Diisopropyl ether	ug/kg	<5.0	5.0	2.0	10/06/20 14:45	
Ethylbenzene	ug/kg	<5.0	5.0	4.7	10/06/20 14:45	
Hexachloro-1,3-butadiene	ug/kg	<5.0	5.0	4.7	10/06/20 14:45	
Isopropylbenzene (Cumene)	ug/kg	<5.0	5.0	3.2	10/06/20 14:45	
m&p-Xylene	ug/kg	<10.0	10.0	7.7	10/06/20 14:45	
Methyl-tert-butyl ether	ug/kg	<5.0	5.0	3.2	10/06/20 14:45	
Methylene Chloride	ug/kg	<20.0	20.0	7.4	10/06/20 14:45	
n-Butylbenzene	ug/kg	<5.0	5.0	2.7	10/06/20 14:45	
n-Propylbenzene	ug/kg	<5.0	5.0	3.4	10/06/20 14:45	
Naphthalene	ug/kg	<5.0	5.0	2.8	10/06/20 14:45	
o-Xylene	ug/kg	<5.0	5.0	2.8	10/06/20 14:45	
p-Isopropyltoluene	ug/kg	<5.0	5.0	2.8	10/06/20 14:45	
sec-Butylbenzene	ug/kg	<5.0	5.0	3.2	10/06/20 14:45	
Styrene	ug/kg	<5.0	5.0	2.4	10/06/20 14:45	
tert-Butylbenzene	ug/kg	<5.0	5.0	2.7	10/06/20 14:45	v2
Tetrachloroethene	ug/kg	<5.0	5.0	2.5	10/06/20 14:45	
Toluene	ug/kg	<5.0	5.0	2.9	10/06/20 14:45	
trans-1,2-Dichloroethene	ug/kg	<5.0	5.0	2.2	10/06/20 14:45	
trans-1,3-Dichloropropene	ug/kg	<5.0	5.0	4.2	10/06/20 14:45	
Trichloroethene	ug/kg	<5.0	5.0	3.1	10/06/20 14:45	
Trichlorofluoromethane	ug/kg	<5.0	5.0	1.2	10/06/20 14:45	
Vinyl acetate	ug/kg	<50.0	50.0	4.3	10/06/20 14:45	
Vinyl chloride	ug/kg	<10.0	10.0	1.9	10/06/20 14:45	
Xylene (Total)	ug/kg	<10.0	10.0	2.8	10/06/20 14:45	
1,2-Dichloroethane-d4 (S)	%	104	70-132		10/06/20 14:45	
4-Bromofluorobenzene (S)	%	99	70-130		10/06/20 14:45	
Toluene-d8 (S)	%	100	70-130		10/06/20 14:45	

LABORATORY CONTROL SAMPLE: 3025484

Parameter	Units	Spike Conc.	LCS Result	LCS % Rec	% Rec Limits	Qualifiers
1,1,1,2-Tetrachloroethane	ug/kg	1250	1330	106	70-130	
1,1,1-Trichloroethane	ug/kg	1250	1310	105	70-130	
1,1,2,2-Tetrachloroethane	ug/kg	1250	1290	103	55-130	
1,1,2-Trichloroethane	ug/kg	1250	1290	103	70-130	
1,1-Dichloroethane	ug/kg	1250	1310	105	68-130	
1,1-Dichloroethene	ug/kg	1250	1430	114	70-130	
1,1-Dichloropropene	ug/kg	1250	1140	91	70-130	
1,2,3-Trichlorobenzene	ug/kg	1250	1250	100	70-130	
1,2,3-Trichloropropane	ug/kg	1250	1280	102	70-130	
1,2,4-Trichlorobenzene	ug/kg	1250	1310	105	70-130	

Results presented on this page are in the units indicated by the "Units" column except where an alternate unit is presented to the right of the result.

REPORT OF LABORATORY ANALYSIS

This report shall not be reproduced, except in full,
without the written consent of Pace Analytical Services, LLC.

Pace Analytical Services, LLC
9800 Kincey Ave. Suite 100
Huntersville, NC 28078
(704)875-9092

QUALITY CONTROL DATA

Project: 2020-LI-2448 Incident
Pace Project No.: 92498670

LABORATORY CONTROL SAMPLE: 3025484

Parameter	Units	Spike Conc.	LCS Result	LCS % Rec	% Rec Limits	Qualifiers
1,2,4-Trimethylbenzene	ug/kg	1250	1220	97	69-130	
1,2-Dibromo-3-chloropropane	ug/kg	1250	1300	104	57-141	
1,2-Dibromoethane (EDB)	ug/kg	1250	1330	107	70-130	
1,2-Dichlorobenzene	ug/kg	1250	1270	102	70-130	
1,2-Dichloroethane	ug/kg	1250	1130	91	70-130	
1,2-Dichloropropane	ug/kg	1250	1270	101	70-130	
1,3,5-Trimethylbenzene	ug/kg	1250	1310	104	70-130	
1,3-Dichlorobenzene	ug/kg	1250	1230	98	70-130	
1,3-Dichloropropane	ug/kg	1250	1310	104	70-130	
1,4-Dichlorobenzene	ug/kg	1250	1220	98	70-130	
2,2-Dichloropropane	ug/kg	1250	1350	108	70-130	
2-Butanone (MEK)	ug/kg	2500	2440	98	60-130	
2-Chlorotoluene	ug/kg	1250	1310	105	70-130	
2-Hexanone	ug/kg	2500	2560	103	70-132	
4-Chlorotoluene	ug/kg	1250	1250	100	70-130	
4-Methyl-2-pentanone (MIBK)	ug/kg	2500	2490	100	69-130	
Acetone	ug/kg	2500	2380	95	49-148	
Benzene	ug/kg	1250	1290	103	70-130	
Bromobenzene	ug/kg	1250	1240	99	70-130	
Bromochloromethane	ug/kg	1250	1310	105	70-130	
Bromodichloromethane	ug/kg	1250	1210	97	70-130	
Bromoform	ug/kg	1250	1330	106	68-136	
Bromomethane	ug/kg	1250	1250	100	60-140	
Carbon tetrachloride	ug/kg	1250	1190	96	70-130	
Chlorobenzene	ug/kg	1250	1240	100	70-130	
Chloroethane	ug/kg	1250	1320	105	51-147	IK
Chloroform	ug/kg	1250	1270	101	70-130	
Chloromethane	ug/kg	1250	1110	89	48-130	
cis-1,2-Dichloroethene	ug/kg	1250	1310	105	70-130	
cis-1,3-Dichloropropene	ug/kg	1250	1350	108	70-130	
Dibromochloromethane	ug/kg	1250	1360	109	70-130	
Dibromomethane	ug/kg	1250	1310	105	70-130	
Dichlorodifluoromethane	ug/kg	1250	1450	116	49-130	
Diisopropyl ether	ug/kg	1250	1220	98	66-130	
Ethylbenzene	ug/kg	1250	1190	95	70-130	
Hexachloro-1,3-butadiene	ug/kg	1250	1390	111	70-130	
Isopropylbenzene (Cumene)	ug/kg	1250	1300	104	70-130	
m&p-Xylene	ug/kg	2500	2520	101	70-130	
Methyl-tert-butyl ether	ug/kg	1250	1250	100	70-130	
Methylene Chloride	ug/kg	1250	1200	96	50-137	
n-Butylbenzene	ug/kg	1250	1290	103	70-130	
n-Propylbenzene	ug/kg	1250	1290	103	70-130	
Naphthalene	ug/kg	1250	1230	98	70-131	
o-Xylene	ug/kg	1250	1230	98	70-130	
p-Isopropyltoluene	ug/kg	1250	1300	104	70-130	
sec-Butylbenzene	ug/kg	1250	1290	103	70-130	
Styrene	ug/kg	1250	1320	105	70-130	

Results presented on this page are in the units indicated by the "Units" column except where an alternate unit is presented to the right of the result.

REPORT OF LABORATORY ANALYSIS

This report shall not be reproduced, except in full,
without the written consent of Pace Analytical Services, LLC.

Pace Analytical Services, LLC
9800 Kincey Ave. Suite 100
Huntersville, NC 28078
(704)875-9092

QUALITY CONTROL DATA

Project: 2020-LI-2448 Incident
Pace Project No.: 92498670

LABORATORY CONTROL SAMPLE: 3025484

Parameter	Units	Spike Conc.	LCS Result	LCS % Rec	% Rec Limits	Qualifiers
tert-Butylbenzene	ug/kg	1250	955	76	69-130	v3
Tetrachloroethene	ug/kg	1250	1240	99	56-130	
Toluene	ug/kg	1250	1220	98	70-130	
trans-1,2-Dichloroethene	ug/kg	1250	1340	107	70-130	
trans-1,3-Dichloropropene	ug/kg	1250	1310	105	70-130	
Trichloroethene	ug/kg	1250	1210	96	70-141	
Trichlorofluoromethane	ug/kg	1250	1310	105	67-130	
Vinyl acetate	ug/kg	2500	2820	113	10-136	
Vinyl chloride	ug/kg	1250	1200	96	67-130	
Xylene (Total)	ug/kg	3750	3750	100	70-130	
1,2-Dichloroethane-d4 (S)	%			92	70-132	
4-Bromofluorobenzene (S)	%			101	70-130	
Toluene-d8 (S)	%			99	70-130	

MATRIX SPIKE & MATRIX SPIKE DUPLICATE: 3025485 3025486

Parameter	Units	92498774001 Result	MS Spike Conc.	MSD Spike Conc.	MS Result	MSD Result	MS % Rec	MSD % Rec	% Rec Limits	RPD	Max RPD	Qual
1,1,1,2-Tetrachloroethane	ug/kg	ND	530	530	612	569	116	107	52-133	7	30	
1,1,1-Trichloroethane	ug/kg	ND	530	530	643	592	121	112	49-137	8	30	
1,1,2,2-Tetrachloroethane	ug/kg	ND	530	530	555	536	105	101	39-150	3	30	
1,1,2-Trichloroethane	ug/kg	ND	530	530	634	596	120	113	48-140	6	30	
1,1-Dichloroethane	ug/kg	ND	530	530	620	585	117	110	46-135	6	30	
1,1-Dichloroethene	ug/kg	ND	530	530	555	454	105	86	38-149	20	30	
1,1-Dichloropropene	ug/kg	ND	530	530	573	524	108	99	41-140	9	30	
1,2,3-Trichlorobenzene	ug/kg	ND	530	530	522	479	99	90	10-158	9	30	
1,2,3-Trichloropropane	ug/kg	ND	530	530	550	513	104	97	33-157	7	30	
1,2,4-Trichlorobenzene	ug/kg	ND	530	530	613	546	116	103	10-155	12	30	
1,2,4-Trimethylbenzene	ug/kg	ND	530	530	608	569	115	108	24-154	7	30	
1,2-Dibromo-3-chloropropane	ug/kg	ND	530	530	499	476	94	90	33-158	5	30	
1,2-Dibromoethane (EDB)	ug/kg	ND	530	530	581	556	110	105	40-136	4	30	
1,2-Dichlorobenzene	ug/kg	ND	530	530	594	565	112	107	27-146	5	30	
1,2-Dichloroethane	ug/kg	ND	530	530	564	524	107	99	49-140	7	30	
1,2-Dichloropropane	ug/kg	ND	530	530	609	571	115	108	44-143	6	30	
1,3,5-Trimethylbenzene	ug/kg	ND	530	530	613	571	116	108	40-144	7	30	
1,3-Dichlorobenzene	ug/kg	ND	530	530	596	555	113	105	33-140	7	30	
1,3-Dichloropropane	ug/kg	ND	530	530	593	562	112	106	47-147	5	30	
1,4-Dichlorobenzene	ug/kg	ND	530	530	581	545	110	103	35-139	6	30	
2,2-Dichloropropane	ug/kg	ND	530	530	579	529	109	100	41-140	9	30	
2-Butanone (MEK)	ug/kg	ND	1060	1060	848	808	78	75	10-181	5	30	
2-Chlorotoluene	ug/kg	ND	530	530	613	579	116	109	38-147	6	30	
2-Hexanone	ug/kg	ND	1060	1060	336	946	32	89	18-169	95	30	R1
4-Chlorotoluene	ug/kg	ND	530	530	591	549	112	104	36-145	7	30	
4-Methyl-2-pentanone (MIBK)	ug/kg	ND	1060	1060	733	677	69	64	16-175	8	30	

Results presented on this page are in the units indicated by the "Units" column except where an alternate unit is presented to the right of the result.

REPORT OF LABORATORY ANALYSIS

This report shall not be reproduced, except in full,
without the written consent of Pace Analytical Services, LLC.

Pace Analytical Services, LLC
9800 Kincey Ave. Suite 100
Huntersville, NC 28078
(704)875-9092

QUALITY CONTROL DATA

Project: 2020-LI-2448 Incident
Pace Project No.: 92498670

MATRIX SPIKE & MATRIX SPIKE DUPLICATE: 3025485 3025486

Parameter	Units	92498774001 Result	MS Spike Conc.	MSD Spike Conc.	MS Result	MSD Result	MS % Rec	MSD % Rec	% Rec Limits	RPD	Max RPD	Qual
Acetone	ug/kg	ND	1060	1060	648	650	61	61	10-200	0	30	
Benzene	ug/kg	ND	530	530	629	583	119	110	46-136	8	30	
Bromobenzene	ug/kg	ND	530	530	573	551	108	104	38-149	4	30	
Bromochloromethane	ug/kg	ND	530	530	619	592	117	112	44-142	5	30	
Bromodichloromethane	ug/kg	ND	530	530	563	519	106	98	41-140	8	30	
Bromoform	ug/kg	ND	530	530	532	502	101	95	34-145	6	30	
Bromomethane	ug/kg	ND	530	530	651	546	123	103	14-162	18	30	
Carbon tetrachloride	ug/kg	ND	530	530	592	529	112	100	44-141	11	30	
Chlorobenzene	ug/kg	ND	530	530	590	550	111	104	39-141	7	30	
Chloroethane	ug/kg	ND	530	530	175	170	33	32	10-182	3	30	IK
Chloroform	ug/kg	ND	530	530	596	585	113	110	45-140	2	30	
Chloromethane	ug/kg	ND	530	530	569	537	107	101	19-149	6	30	
cis-1,2-Dichloroethene	ug/kg	ND	530	530	627	559	118	106	38-150	11	30	
cis-1,3-Dichloropropene	ug/kg	ND	530	530	624	580	118	110	30-144	7	30	
Dibromochloromethane	ug/kg	ND	530	530	570	526	108	99	36-145	8	30	
Dibromomethane	ug/kg	ND	530	530	595	555	112	105	41-145	7	30	
Dichlorodifluoromethane	ug/kg	ND	530	530	750	695	142	131	16-146	8	30	
Diisopropyl ether	ug/kg	ND	530	530	563	522	106	99	41-143	8	30	
Ethylbenzene	ug/kg	ND	530	530	573	531	108	100	35-144	7	30	
Hexachloro-1,3-butadiene	ug/kg	ND	530	530	705	637	133	120	10-160	10	30	
Isopropylbenzene (Cumene)	ug/kg	ND	530	530	629	582	119	110	30-152	8	30	
m&p-Xylene	ug/kg	ND	1060	1060	1200	1140	114	108	33-145	5	30	
Methyl-tert-butyl ether	ug/kg	ND	530	530	579	538	109	102	49-140	7	30	
Methylene Chloride	ug/kg	ND	530	530	593	555	112	105	10-174	7	30	
n-Butylbenzene	ug/kg	ND	530	530	614	558	116	105	10-160	10	30	
n-Propylbenzene	ug/kg	ND	530	530	613	571	116	108	24-159	7	30	
Naphthalene	ug/kg	ND	530	530	473	431	89	81	10-171	9	30	
o-Xylene	ug/kg	ND	530	530	583	553	110	104	31-150	5	30	
p-Isopropyltoluene	ug/kg	ND	530	530	615	581	116	110	21-154	6	30	
sec-Butylbenzene	ug/kg	ND	530	530	632	586	119	111	19-159	8	30	
Styrene	ug/kg	ND	530	530	607	573	115	108	15-152	6	30	
tert-Butylbenzene	ug/kg	ND	530	530	454	434	86	82	31-141	5	30	v3
Tetrachloroethene	ug/kg	ND	530	530	581	545	110	103	19-141	7	30	
Toluene	ug/kg	ND	530	530	630	579	119	109	31-146	8	30	
trans-1,2-Dichloroethene	ug/kg	ND	530	530	667	594	126	112	28-157	12	30	
trans-1,3-Dichloropropene	ug/kg	ND	530	530	600	556	113	105	25-146	8	30	
Trichloroethene	ug/kg	ND	530	530	605	574	114	108	34-149	5	30	
Trichlorofluoromethane	ug/kg	ND	530	530	5.9	12.4	1	2	10-167	72	30	M1,R1
Vinyl acetate	ug/kg	ND	1060	1060	1160	1080	110	102	10-200	8	30	
Vinyl chloride	ug/kg	ND	530	530	641	600	121	113	36-155	7	30	
Xylene (Total)	ug/kg	ND	1590	1590	1790	1700	112	107	29-148	5	30	
1,2-Dichloroethane-d4 (S)	%						110	110	70-132			
4-Bromofluorobenzene (S)	%						100	100	70-130			
Toluene-d8 (S)	%						102	101	70-130			

Results presented on this page are in the units indicated by the "Units" column except where an alternate unit is presented to the right of the result.

REPORT OF LABORATORY ANALYSIS

This report shall not be reproduced, except in full,
without the written consent of Pace Analytical Services, LLC.

Pace Analytical Services, LLC
9800 Kincey Ave. Suite 100
Huntersville, NC 28078
(704)875-9092

QUALITY CONTROL DATA

Project: 2020-LI-2448 Incident
Pace Project No.: 92498670

QC Batch: 570920
QC Batch Method: ASTM D2974-87
Analysis Method: ASTM D2974-87
Analysis Description: Dry Weight/Percent Moisture
Laboratory: Pace Analytical Services - Charlotte
Associated Lab Samples: 92498670001, 92498670002, 92498670003

SAMPLE DUPLICATE: 3024293

Parameter	Units	92498490001 Result	Dup Result	RPD	Max RPD	Qualifiers
Percent Moisture	%	11.5	10.9	5	25	

SAMPLE DUPLICATE: 3024294

Parameter	Units	92498494002 Result	Dup Result	RPD	Max RPD	Qualifiers
Percent Moisture	%	0.79	0.77	2	25	

Results presented on this page are in the units indicated by the "Units" column except where an alternate unit is presented to the right of the result.

REPORT OF LABORATORY ANALYSIS

This report shall not be reproduced, except in full,
without the written consent of Pace Analytical Services, LLC.

Pace Analytical Services, LLC
9800 Kincey Ave. Suite 100
Huntersville, NC 28078
(704)875-9092

QUALITY CONTROL DATA

Project: 2020-LI-2448 Incident
Pace Project No.: 92498670

QC Batch: 1556096
QC Batch Method: SM 2540 G
Analysis Method: SM 2540G
Analysis Description: Total Solids 2540 G-2011
Laboratory: Pace National - Mt. Juliet
Associated Lab Samples: 92498670001

METHOD BLANK: R3579712-1 Matrix: Solid
Associated Lab Samples: 92498670001

Parameter	Units	Blank Result	Reporting Limit	MDL	Analyzed	Qualifiers
Total Solids	%	0.00100			10/08/20 23:37	

LABORATORY CONTROL SAMPLE: R3579712-2

Parameter	Units	Spike Conc.	LCS Result	LCS % Rec	% Rec Limits	Qualifiers
Total Solids	%	50.0	50.0	100	85.0-115	

SAMPLE DUPLICATE: R3579712-3

Parameter	Units	L1269796-06 Result	Dup Result	RPD	Max RPD	Qualifiers
Total Solids	%	94.4	94.4	0.0915	10	

Results presented on this page are in the units indicated by the "Units" column except where an alternate unit is presented to the right of the result.

REPORT OF LABORATORY ANALYSIS

This report shall not be reproduced, except in full,
without the written consent of Pace Analytical Services, LLC.

Pace Analytical Services, LLC
9800 Kincey Ave. Suite 100
Huntersville, NC 28078
(704)875-9092

QUALIFIERS

Project: 2020-LI-2448 Incident
Pace Project No.: 92498670

DEFINITIONS

DF - Dilution Factor, if reported, represents the factor applied to the reported data due to dilution of the sample aliquot.

ND - Not Detected at or above adjusted reporting limit.

TNTC - Too Numerous To Count

J - Estimated concentration above the adjusted method detection limit and below the adjusted reporting limit.

MDL - Adjusted Method Detection Limit.

PQL - Practical Quantitation Limit.

RL - Reporting Limit - The lowest concentration value that meets project requirements for quantitative data with known precision and bias for a specific analyte in a specific matrix.

S - Surrogate

1,2-Diphenylhydrazine decomposes to and cannot be separated from Azobenzene using Method 8270. The result for each analyte is a combined concentration.

Consistent with EPA guidelines, unrounded data are displayed and have been used to calculate % recovery and RPD values.

LCS(D) - Laboratory Control Sample (Duplicate)

MS(D) - Matrix Spike (Duplicate)

DUP - Sample Duplicate

RPD - Relative Percent Difference

NC - Not Calculable.

SG - Silica Gel - Clean-Up

U - Indicates the compound was analyzed for, but not detected.

Acid preservation may not be appropriate for 2 Chloroethylvinyl ether.

A separate vial preserved to a pH of 4-5 is recommended in SW846 Chapter 4 for the analysis of Acrolein and Acrylonitrile by EPA Method 8260.

N-Nitrosodiphenylamine decomposes and cannot be separated from Diphenylamine using Method 8270. The result reported for each analyte is a combined concentration.

Pace Analytical is TNI accredited. Contact your Pace PM for the current list of accredited analytes.

TNI - The NELAC Institute.

ANALYTE QUALIFIERS

IK	The recalculated concentration of the calibration standard(s) did not meet method acceptance criteria; this result should be considered an estimated value.
J	Analyte detected below the reporting limit, therefore result is an estimate. This qualifier is also used for all TICs.
M1	Matrix spike recovery exceeded QC limits. Batch accepted based on laboratory control sample (LCS) recovery.
R1	RPD value was outside control limits.
v2	The continuing calibration verification was below the method acceptance limit. The analyte was not detected in the associated samples and the sensitivity of the instrument was verified with a reporting limit check standard.
v3	The continuing calibration verification was below the method acceptance limit. Any detection for the analyte in the associated samples may have low bias.

This report shall not be reproduced, except in full,
without the written consent of Pace Analytical Services, LLC.

Pace Analytical Services, LLC
9800 Kincey Ave. Suite 100
Huntersville, NC 28078
(704)875-9092

QUALITY CONTROL DATA CROSS REFERENCE TABLE

Project: 2020-LI-2448 Incident
Pace Project No.: 92498670

Lab ID	Sample ID	QC Batch Method	QC Batch	Analytical Method	Analytical Batch
92498670001	**MW-59@30**	MADEPV	1558008	MADEP VPH	1558008
92498670001	**MW-59@30**	EPA 5035A/5030B	571221	EPA 8260D	571269
92498670002	**MW-60@25-27.5**	EPA 5035A/5030B	571221	EPA 8260D	571269
92498670003	**MW-40@25-27.5**	EPA 5035A/5030B	571221	EPA 8260D	571269
92498670001	**MW-59@30**	ASTM D2974-87	570920		
92498670002	**MW-60@25-27.5**	ASTM D2974-87	570920		
92498670003	**MW-40@25-27.5**	ASTM D2974-87	570920		
92498670001	**MW-59@30**	SM 2540 G	1556096	SM 2540G	1556096

This report shall not be reproduced, except in full,
without the written consent of Pace Analytical Services, LLC.

CHAIN-OF-CUSTODY Analytical Request Document

Pace Analytical

Chain-of-Custody is a LEGAL DOCUMENT - Complete all relevent fields

LAB USE ONLY- A ... Workorder Number or

WO# : 92498670

92498670

ALL

Container Prese

Company: Apex Companies, LLC	Billing Information:
Address:	
Report To: Andrew Street	Email To: Andrew.Street@apexcos.com
Copy To:	Site Collection Info/Address:
Customer Project Name/Number: 2020-LI-2448 release	State: NC County/City: Huntersville Time Zone Collected: [ ] PT [ ] MT [ ] CT [X] ET
Phone: Email:	Site/Facility ID #: Compliance Monitoring? [ ] Yes [ ] No
Collected By (print): Thomas Fisher	Purchase Order #: Quote #: DW PWS ID #: DW Location Code:
Collected By (signature):	Turnaround Date Required: ASAP Immediately Packed on Ice: [X] Yes [ ] No
Sample Disposal: [ ] Dispose as appropriate [ ] Return [ ] Archive: _____ [ ] Hold: _____	Rush: [ ] Same Day [ ] Next Day [ ] 2 Day [ ] 3 Day [ ] 4 Day [ ] 5 Day (Expedite Charges Apply) Field Filtered (if applicable): [ ] Yes [ ] No Analysis: _____

** Preservative Types: (1) nitric acid, (2) sulfuric acid, (3) hydrochloric acid, (4) sodium hydroxide, (5) zinc acetate, (6) methanol, (7) sodium bisulfate, (8) sodium thiosulfate, (9) hexane, (A) ascorbic acid, (B) ammonium sulfate, (C) ammonium hydroxide, (D) TSP, (U) Unpreserved, (O) Other _____

* Matrix Codes (Insert in Matrix box below): Drinking Water (DW), Ground Water (GW), Wastewater (WW), Product (P), Soil/Solid (SL), Oil (OL), Wipe (WP), Air (AR), Tissue (TS), Bioassay (B), Vapor (V), Other (OT)

Customer Sample ID	Matrix *	Comp / Grab	Collected (or Composite Start) Date	Collected (or Composite Start) Time	Composite End Date	Composite End Time	Res Cl	# of Ctns	Analyses: VOCs 8260	Analyses: MADEP VPH	Lab Profile/Line:
MW-59@ 30-32.5'	SL	G	10/2/20	1800				6	X	X	001
MW-60@ 25'-27.5'	SL	G	10/3/20	0750				6	X	X	002
RW-40@ 25'-22.5	SL	G	10/3/20	1140				6	X	X	003

Lab Sample Receipt Checklist:

Custody Seals Present/Intact	Y (N) NA
Custody Signatures Present	(Y) N NA
Collector Signature Present	(Y) N NA
Bottles Intact	(Y) N NA
Correct Bottles	(Y) N NA
Sufficient Volume	(Y) N NA
Samples Received on Ice	(Y) N NA
VOA - Headspace Acceptable	Y N (NA)
USDA Regulated Soils	Y (N) NA
Samples in Holding Time	(Y) N NA
Residual Chlorine Present	Y N (NA)
Cl Strips: _____	
Sample pH Acceptable	Y N (NA)
pH Strips: _____	
Sulfide Present	Y N (NA)
Lead Acetate Strips: _____	

LAB USE ONLY:
Lab Sample # / Comments:

92498670

Customer Remarks / Special Conditions / Possible Hazards:	Type of Ice Used: (Wet) Blue Dry None
	Packing Material Used: None
	Radchem sample(s) screened (<500 cpm): Y N NA
	SHORT HOLDS PRESENT (<72 hours): Y N N/A
	Lab Tracking #: 2560416
	Samples received via: FEDEX UPS (Client) Courier Pace Courier

Lab Sample Temperature Info:
Temp Blank Received: Y N NA
Therm ID#: 92T061
Cooler 1 Temp Upon Receipt: 5.8 oC
Cooler 1 Therm Corr. Factor: 0 oC
Cooler 1 Corrected Temp: 5.8 oC
Comments:

Relinquished by/Company: (Signature)	Date/Time:	Received by/Company: (Signature)	Date/Time:
Apex	10/5/20 1134	VS PACE HVL	10/5/20 1134
Relinquished by/Company: (Signature)	Date/Time:	Received by/Company: (Signature)	Date/Time:
Relinquished by/Company: (Signature)	Date/Time:	Received by/Company: (Signature)	Date/Time:

MTJL LAB USE ONLY
Table #:
Acctnum:
Template:
Prelogin:
PM:
PB:

Trip Blank Received: Y N (NA)
HCL MeOH TSP Other

Non Conformance(s): YES (NO)

Page: _____ of: _____

***Check mark top half of box if pH and/or dechlorination is verified and within the acceptance range for preservation samples.**

Exceptions: VOA, Coliform, TOC, Oil and Grease, DRO/8015 (water) DOC, LLHg

****Bottom half of box is to list number of bottle**

Project # WO# : 92498670

PM: AMB Due Date: 10/09/20

CLIENT: 92-APEX MOOR

Item#	BP4U-125 mL Plastic Unpreserved (N/A) (Cl-)	BP3U-250 mL Plastic Unpreserved (N/A)	BP2U-500 mL Plastic Unpreserved (N/A)	BP1U-1 liter Plastic Unpreserved (N/A)	BP4S-125 mL Plastic H2SO4 (pH < 2) (Cl-)	BP3N-250 mL plastic HNO3 (pH < 2)	BP4Z-125 mL Plastic ZN Acetate & NaOH (>9)	BP4C-125 mL Plastic NaOH (pH > 12) (Cl-)	WGFU-Wide-mouthed Glass jar Unpreserved	AG1U-1 liter Amber Unpreserved (N/A) (Cl-)	AG1H-1 liter Amber HCl (pH < 2)	AG3U-250 mL Amber Unpreserved (N/A) (Cl-)	AG1S-1 liter Amber H2SO4 (pH < 2)	AG3S-250 mL Amber H2SO4 (pH < 2)	AG3A(DG3A)-250 mL Amber NH4Cl (N/A)(Cl-)	DG9H-40 mL VOA HCl (N/A)	VG9T-40 mL VOA Na2S2O3 (N/A)	VG9U-40 mL VOA Unp (N/A)	DG9P-40 mL VOA H3PO4 (N/A)	VOAK (6 vials per kit)-5035 kit (N/A)	V/GK (3 vials per kit)-VPH/Gas kit (N/A)	SPST-125 mL Sterile Plastic (N/A – lab)	SP2T-250 mL Sterile Plastic (N/A – lab)		BP3A-250 mL Plastic (NH2)2SO4 (9.3-9.7)	AG0U-100 mL Amber Unpreserved vials (N/A)	VSGU-20 mL Scintillation vials (N/A)	DG9U-40 mL Amber Unpreserved vials (N/A)
1																						2							
2																						2							
3																						2							
4																													
5																													
6																													
7																													
8																													
9																													
10																													
11																													
12																													

pH Adjustment Log for Preserved Samples

Sample ID	Type of Preservative	pH upon receipt	Date preservation adjusted	Time preservation adjusted	Amount of Preservative added	Lot #

Note: Whenever there is a discrepancy affecting North Carolina compliance samples, a copy of this form will be sent to the North Carolina DEHNR Certification Office (i.e. Out of hold, incorrect preservative, out of temp, incorrect containers.

Pace Analytical Services, LLC
9800 Kincey Ave. Suite 100
Huntersville, NC 28078
(704)875-9092

August 18, 2020

Andrew Street
Apex Companies - NC
5900 Northwoods Business Pkwy
Suite 5900-0
Charlotte, NC 28269

RE: Project: 2020-L1-2448 Incident
Pace Project No.: 92491027

Dear Andrew Street:

Enclosed are the analytical results for sample(s) received by the laboratory on August 16, 2020. The results relate only to the samples included in this report. Results reported herein conform to the applicable TNI/NELAC Standards and the laboratory's Quality Manual, where applicable, unless otherwise noted in the body of the report.

The test results provided in this final report were generated by each of the following laboratories within the Pace Network:

- Pace Analytical Services - Asheville
- Pace Analytical Services - Charlotte

A revised laboratory report is being submitted on 8/18/2020 to update the project ID, per client request.

If you have any questions concerning this report, please feel free to contact me.

Sincerely,

Angela M. Baioni

Angela Baioni
angela.baioni@pacelabs.com
(704)875-9092
Project Manager

Enclosures

cc: J Culbreath, Colonial Pipeline Company
Emily Little, Apex Companies
Jeff Morrison, Colonial Pipeline Company
J Tate, Colonial Pipeline Company
JM Wyatt, Colonial Pipeline Company

This report shall not be reproduced, except in full,
without the written consent of Pace Analytical Services, LLC.

Pace Analytical Services, LLC
9800 Kincey Ave. Suite 100
Huntersville, NC 28078
(704)875-9092

CERTIFICATIONS

Project: 2020-L1-2448 Incident
Pace Project No.: 92491027

Pace Analytical Services Charlotte
9800 Kincey Ave. Ste 100, Huntersville, NC 28078
Louisiana/NELAP Certification # LA170028
North Carolina Drinking Water Certification #: 37706
North Carolina Field Services Certification #: 5342
North Carolina Wastewater Certification #: 12
South Carolina Certification #: 99006001
Florida/NELAP Certification #: E87627
Kentucky UST Certification #: 84
Virginia/VELAP Certification #: 460221

Pace Analytical Services Asheville
2225 Riverside Drive, Asheville, NC 28804
Florida/NELAP Certification #: E87648
Massachusetts Certification #: M-NC030
North Carolina Drinking Water Certification #: 37712
North Carolina Wastewater Certification #: 40
South Carolina Certification #: 99030001
Virginia/VELAP Certification #: 460222

This report shall not be reproduced, except in full,
without the written consent of Pace Analytical Services, LLC.

Pace Analytical Services, LLC
9800 Kincey Ave. Suite 100
Huntersville, NC 28078
(704)875-9092

SAMPLE ANALYTE COUNT

Project: 2020-L1-2448 Incident
Pace Project No.: 92491027

Lab ID	Sample ID	Method	Analysts	Analytes Reported	Laboratory
92491027001	**14108 H/C Rd**	EPA 6010D	DS	1	PASI-A
		SM 6200B	GAW	63	PASI-C

PASI-A = Pace Analytical Services - Asheville
PASI-C = Pace Analytical Services - Charlotte

REPORT OF LABORATORY ANALYSIS

This report shall not be reproduced, except in full,
without the written consent of Pace Analytical Services, LLC.

Pace Analytical Services, LLC
9800 Kincey Ave. Suite 100
Huntersville, NC 28078
(704)875-9092

ANALYTICAL RESULTS

Project: 2020-L1-2448 Incident
Pace Project No.: 92491027

Sample: 14108 H/C Rd **Lab ID: 92491027001** Collected: 08/15/20 19:40 Received: 08/16/20 13:05 Matrix: Water

Parameters	Results	Units	Report Limit	DF	Prepared	Analyzed	CAS No.	Qual
6010 MET ICP	Analytical Method: EPA 6010D Preparation Method: EPA 3010A Pace Analytical Services - Asheville							
Lead	ND	ug/L	5.0	1	08/17/20 13:40	08/17/20 18:42	7439-92-1	
6200B MSV	Analytical Method: SM 6200B Pace Analytical Services - Charlotte							
Benzene	ND	ug/L	0.50	1		08/16/20 13:38	71-43-2	
Bromobenzene	ND	ug/L	0.50	1		08/16/20 13:38	108-86-1	
Bromochloromethane	ND	ug/L	0.50	1		08/16/20 13:38	74-97-5	
Bromodichloromethane	ND	ug/L	0.50	1		08/16/20 13:38	75-27-4	
Bromoform	ND	ug/L	0.50	1		08/16/20 13:38	75-25-2	
Bromomethane	ND	ug/L	5.0	1		08/16/20 13:38	74-83-9	
n-Butylbenzene	ND	ug/L	0.50	1		08/16/20 13:38	104-51-8	
sec-Butylbenzene	ND	ug/L	0.50	1		08/16/20 13:38	135-98-8	
tert-Butylbenzene	ND	ug/L	0.50	1		08/16/20 13:38	98-06-6	
Carbon tetrachloride	ND	ug/L	0.50	1		08/16/20 13:38	56-23-5	
Chlorobenzene	ND	ug/L	0.50	1		08/16/20 13:38	108-90-7	
Chloroethane	ND	ug/L	1.0	1		08/16/20 13:38	75-00-3	
Chloroform	ND	ug/L	0.50	1		08/16/20 13:38	67-66-3	
Chloromethane	ND	ug/L	1.0	1		08/16/20 13:38	74-87-3	
2-Chlorotoluene	ND	ug/L	0.50	1		08/16/20 13:38	95-49-8	
4-Chlorotoluene	ND	ug/L	0.50	1		08/16/20 13:38	106-43-4	
1,2-Dibromo-3-chloropropane	ND	ug/L	1.0	1		08/16/20 13:38	96-12-8	
Dibromochloromethane	ND	ug/L	0.50	1		08/16/20 13:38	124-48-1	
1,2-Dibromoethane (EDB)	ND	ug/L	0.50	1		08/16/20 13:38	106-93-4	
Dibromomethane	ND	ug/L	0.50	1		08/16/20 13:38	74-95-3	
1,2-Dichlorobenzene	ND	ug/L	0.50	1		08/16/20 13:38	95-50-1	
1,3-Dichlorobenzene	ND	ug/L	0.50	1		08/16/20 13:38	541-73-1	
1,4-Dichlorobenzene	ND	ug/L	0.50	1		08/16/20 13:38	106-46-7	
Dichlorodifluoromethane	ND	ug/L	0.50	1		08/16/20 13:38	75-71-8	
1,1-Dichloroethane	ND	ug/L	0.50	1		08/16/20 13:38	75-34-3	
1,2-Dichloroethane	ND	ug/L	0.50	1		08/16/20 13:38	107-06-2	
1,1-Dichloroethene	ND	ug/L	0.50	1		08/16/20 13:38	75-35-4	
cis-1,2-Dichloroethene	ND	ug/L	0.50	1		08/16/20 13:38	156-59-2	
trans-1,2-Dichloroethene	ND	ug/L	0.50	1		08/16/20 13:38	156-60-5	
1,2-Dichloropropane	ND	ug/L	0.50	1		08/16/20 13:38	78-87-5	
1,3-Dichloropropane	ND	ug/L	0.50	1		08/16/20 13:38	142-28-9	
2,2-Dichloropropane	ND	ug/L	0.50	1		08/16/20 13:38	594-20-7	
1,1-Dichloropropene	ND	ug/L	0.50	1		08/16/20 13:38	563-58-6	
cis-1,3-Dichloropropene	ND	ug/L	0.50	1		08/16/20 13:38	10061-01-5	
trans-1,3-Dichloropropene	ND	ug/L	0.50	1		08/16/20 13:38	10061-02-6	
Diisopropyl ether	ND	ug/L	0.50	1		08/16/20 13:38	108-20-3	
Ethylbenzene	ND	ug/L	0.50	1		08/16/20 13:38	100-41-4	
Hexachloro-1,3-butadiene	ND	ug/L	2.0	1		08/16/20 13:38	87-68-3	
Isopropylbenzene (Cumene)	ND	ug/L	0.50	1		08/16/20 13:38	98-82-8	
Methylene Chloride	ND	ug/L	2.0	1		08/16/20 13:38	75-09-2	
Methyl-tert-butyl ether	ND	ug/L	0.50	1		08/16/20 13:38	1634-04-4	
Naphthalene	ND	ug/L	2.0	1		08/16/20 13:38	91-20-3	

REPORT OF LABORATORY ANALYSIS

This report shall not be reproduced, except in full,
without the written consent of Pace Analytical Services, LLC.

Pace Analytical Services, LLC
9800 Kincey Ave. Suite 100
Huntersville, NC 28078
(704)875-9092

ANALYTICAL RESULTS

Project: 2020-L1-2448 Incident
Pace Project No.: 92491027

Sample: 14108 H/C Rd **Lab ID: 92491027001** Collected: 08/15/20 19:40 Received: 08/16/20 13:05 Matrix: Water

Parameters	Results	Units	Report Limit	DF	Prepared	Analyzed	CAS No.	Qual
6200B MSV	Analytical Method: SM 6200B Pace Analytical Services - Charlotte							
n-Propylbenzene	ND	ug/L	0.50	1		08/16/20 13:38	103-65-1	
Styrene	ND	ug/L	0.50	1		08/16/20 13:38	100-42-5	
1,1,1,2-Tetrachloroethane	ND	ug/L	0.50	1		08/16/20 13:38	630-20-6	
1,1,2,2-Tetrachloroethane	ND	ug/L	0.50	1		08/16/20 13:38	79-34-5	
Tetrachloroethene	ND	ug/L	0.50	1		08/16/20 13:38	127-18-4	
Toluene	ND	ug/L	0.50	1		08/16/20 13:38	108-88-3	
1,2,3-Trichlorobenzene	ND	ug/L	2.0	1		08/16/20 13:38	87-61-6	
1,2,4-Trichlorobenzene	ND	ug/L	2.0	1		08/16/20 13:38	120-82-1	
1,1,1-Trichloroethane	ND	ug/L	0.50	1		08/16/20 13:38	71-55-6	
1,1,2-Trichloroethane	ND	ug/L	0.50	1		08/16/20 13:38	79-00-5	
Trichloroethene	ND	ug/L	0.50	1		08/16/20 13:38	79-01-6	
Trichlorofluoromethane	ND	ug/L	1.0	1		08/16/20 13:38	75-69-4	
1,2,3-Trichloropropane	ND	ug/L	0.50	1		08/16/20 13:38	96-18-4	
1,2,4-Trimethylbenzene	ND	ug/L	0.50	1		08/16/20 13:38	95-63-6	
1,3,5-Trimethylbenzene	ND	ug/L	0.50	1		08/16/20 13:38	108-67-8	
Vinyl chloride	ND	ug/L	1.0	1		08/16/20 13:38	75-01-4	
m&p-Xylene	ND	ug/L	1.0	1		08/16/20 13:38	179601-23-1	
o-Xylene	ND	ug/L	0.50	1		08/16/20 13:38	95-47-6	
Surrogates								
1,2-Dichloroethane-d4 (S)	91	%	70-130	1		08/16/20 13:38	17060-07-0	
4-Bromofluorobenzene (S)	103	%	70-130	1		08/16/20 13:38	460-00-4	
Toluene-d8 (S)	104	%	70-130	1		08/16/20 13:38	2037-26-5	

REPORT OF LABORATORY ANALYSIS

This report shall not be reproduced, except in full,
without the written consent of Pace Analytical Services, LLC.

Pace Analytical Services, LLC
9800 Kincey Ave. Suite 100
Huntersville, NC 28078
(704)875-9092

QUALITY CONTROL DATA

Project: 2020-L1-2448 Incident
Pace Project No.: 92491027

QC Batch: 560420
QC Batch Method: EPA 3010A
Analysis Method: EPA 6010D
Analysis Description: 6010 MET
Laboratory: Pace Analytical Services - Asheville
Associated Lab Samples: 92491027001

METHOD BLANK: 2973431 Matrix: Water
Associated Lab Samples: 92491027001

Parameter	Units	Blank Result	Reporting Limit	Analyzed	Qualifiers
Lead	ug/L	ND	5.0	08/17/20 18:35	

LABORATORY CONTROL SAMPLE: 2973432

Parameter	Units	Spike Conc.	LCS Result	LCS % Rec	% Rec Limits	Qualifiers
Lead	ug/L	500	499	100	80-120	

MATRIX SPIKE & MATRIX SPIKE DUPLICATE: 2973433 2973434

Parameter	Units	92491027001 Result	MS Spike Conc.	MSD Spike Conc.	MS Result	MSD Result	MS % Rec	MSD % Rec	% Rec Limits	RPD	Qual
Lead	ug/L	ND	500	500	502	500	100	100	75-125	0	

Results presented on this page are in the units indicated by the "Units" column except where an alternate unit is presented to the right of the result.

REPORT OF LABORATORY ANALYSIS

This report shall not be reproduced, except in full,
without the written consent of Pace Analytical Services, LLC.

Pace Analytical Services, LLC
9800 Kincey Ave. Suite 100
Huntersville, NC 28078
(704)875-9092

QUALITY CONTROL DATA

Project: 2020-L1-2448 Incident
Pace Project No.: 92491027

QC Batch: 560325
QC Batch Method: SM 6200B
Analysis Method: SM 6200B
Analysis Description: 6200B MSV
Laboratory: Pace Analytical Services - Charlotte
Associated Lab Samples: 92491027001

METHOD BLANK: 2972882 Matrix: Water
Associated Lab Samples: 92491027001

Parameter	Units	Blank Result	Reporting Limit	Analyzed	Qualifiers
1,1,1,2-Tetrachloroethane	ug/L	ND	0.50	08/16/20 09:21	
1,1,1-Trichloroethane	ug/L	ND	0.50	08/16/20 09:21	
1,1,2,2-Tetrachloroethane	ug/L	ND	0.50	08/16/20 09:21	
1,1,2-Trichloroethane	ug/L	ND	0.50	08/16/20 09:21	
1,1-Dichloroethane	ug/L	ND	0.50	08/16/20 09:21	
1,1-Dichloroethene	ug/L	ND	0.50	08/16/20 09:21	
1,1-Dichloropropene	ug/L	ND	0.50	08/16/20 09:21	
1,2,3-Trichlorobenzene	ug/L	ND	2.0	08/16/20 09:21	
1,2,3-Trichloropropane	ug/L	ND	0.50	08/16/20 09:21	
1,2,4-Trichlorobenzene	ug/L	ND	2.0	08/16/20 09:21	
1,2,4-Trimethylbenzene	ug/L	ND	0.50	08/16/20 09:21	
1,2-Dibromo-3-chloropropane	ug/L	ND	1.0	08/16/20 09:21	
1,2-Dibromoethane (EDB)	ug/L	ND	0.50	08/16/20 09:21	
1,2-Dichlorobenzene	ug/L	ND	0.50	08/16/20 09:21	
1,2-Dichloroethane	ug/L	ND	0.50	08/16/20 09:21	
1,2-Dichloropropane	ug/L	ND	0.50	08/16/20 09:21	
1,3,5-Trimethylbenzene	ug/L	ND	0.50	08/16/20 09:21	
1,3-Dichlorobenzene	ug/L	ND	0.50	08/16/20 09:21	
1,3-Dichloropropane	ug/L	ND	0.50	08/16/20 09:21	
1,4-Dichlorobenzene	ug/L	ND	0.50	08/16/20 09:21	
2,2-Dichloropropane	ug/L	ND	0.50	08/16/20 09:21	
2-Chlorotoluene	ug/L	ND	0.50	08/16/20 09:21	
4-Chlorotoluene	ug/L	ND	0.50	08/16/20 09:21	
Benzene	ug/L	ND	0.50	08/16/20 09:21	
Bromobenzene	ug/L	ND	0.50	08/16/20 09:21	
Bromochloromethane	ug/L	ND	0.50	08/16/20 09:21	
Bromodichloromethane	ug/L	ND	0.50	08/16/20 09:21	
Bromoform	ug/L	ND	0.50	08/16/20 09:21	
Bromomethane	ug/L	ND	5.0	08/16/20 09:21	
Carbon tetrachloride	ug/L	ND	0.50	08/16/20 09:21	
Chlorobenzene	ug/L	ND	0.50	08/16/20 09:21	
Chloroethane	ug/L	ND	1.0	08/16/20 09:21	
Chloroform	ug/L	ND	0.50	08/16/20 09:21	
Chloromethane	ug/L	ND	1.0	08/16/20 09:21	
cis-1,2-Dichloroethene	ug/L	ND	0.50	08/16/20 09:21	
cis-1,3-Dichloropropene	ug/L	ND	0.50	08/16/20 09:21	
Dibromochloromethane	ug/L	ND	0.50	08/16/20 09:21	
Dibromomethane	ug/L	ND	0.50	08/16/20 09:21	
Dichlorodifluoromethane	ug/L	ND	0.50	08/16/20 09:21	
Diisopropyl ether	ug/L	ND	0.50	08/16/20 09:21	

Results presented on this page are in the units indicated by the "Units" column except where an alternate unit is presented to the right of the result.

REPORT OF LABORATORY ANALYSIS

This report shall not be reproduced, except in full,
without the written consent of Pace Analytical Services, LLC.

Pace Analytical Services, LLC
9800 Kincey Ave. Suite 100
Huntersville, NC 28078
(704)875-9092

QUALITY CONTROL DATA

Project: 2020-L1-2448 Incident
Pace Project No.: 92491027

METHOD BLANK: 2972882 Matrix: Water
Associated Lab Samples: 92491027001

Parameter	Units	Blank Result	Reporting Limit	Analyzed	Qualifiers
Ethylbenzene	ug/L	ND	0.50	08/16/20 09:21	
Hexachloro-1,3-butadiene	ug/L	ND	2.0	08/16/20 09:21	
Isopropylbenzene (Cumene)	ug/L	ND	0.50	08/16/20 09:21	
m&p-Xylene	ug/L	ND	1.0	08/16/20 09:21	
Methyl-tert-butyl ether	ug/L	ND	0.50	08/16/20 09:21	
Methylene Chloride	ug/L	ND	2.0	08/16/20 09:21	
n-Butylbenzene	ug/L	ND	0.50	08/16/20 09:21	
n-Propylbenzene	ug/L	ND	0.50	08/16/20 09:21	
Naphthalene	ug/L	ND	2.0	08/16/20 09:21	
o-Xylene	ug/L	ND	0.50	08/16/20 09:21	
sec-Butylbenzene	ug/L	ND	0.50	08/16/20 09:21	
Styrene	ug/L	ND	0.50	08/16/20 09:21	
tert-Butylbenzene	ug/L	ND	0.50	08/16/20 09:21	
Tetrachloroethene	ug/L	ND	0.50	08/16/20 09:21	
Toluene	ug/L	ND	0.50	08/16/20 09:21	
trans-1,2-Dichloroethene	ug/L	ND	0.50	08/16/20 09:21	
trans-1,3-Dichloropropene	ug/L	ND	0.50	08/16/20 09:21	
Trichloroethene	ug/L	ND	0.50	08/16/20 09:21	
Trichlorofluoromethane	ug/L	ND	1.0	08/16/20 09:21	
Vinyl chloride	ug/L	ND	1.0	08/16/20 09:21	
1,2-Dichloroethane-d4 (S)	%	88	70-130	08/16/20 09:21	
4-Bromofluorobenzene (S)	%	103	70-130	08/16/20 09:21	
Toluene-d8 (S)	%	104	70-130	08/16/20 09:21	

LABORATORY CONTROL SAMPLE: 2972883

Parameter	Units	Spike Conc.	LCS Result	LCS % Rec	% Rec Limits	Qualifiers
1,1,1,2-Tetrachloroethane	ug/L	50	55.2	110	60-140	
1,1,1-Trichloroethane	ug/L	50	53.1	106	60-140	
1,1,2,2-Tetrachloroethane	ug/L	50	52.8	106	60-140	
1,1,2-Trichloroethane	ug/L	50	56.4	113	60-140	
1,1-Dichloroethane	ug/L	50	52.2	104	60-140	
1,1-Dichloroethene	ug/L	50	51.7	103	60-140	
1,1-Dichloropropene	ug/L	50	57.8	116	60-140	
1,2,3-Trichlorobenzene	ug/L	50	47.5	95	60-140	
1,2,3-Trichloropropane	ug/L	50	51.7	103	60-140	
1,2,4-Trichlorobenzene	ug/L	50	48.9	98	60-140	
1,2,4-Trimethylbenzene	ug/L	50	50.9	102	60-140	
1,2-Dibromo-3-chloropropane	ug/L	50	53.8	108	60-140	
1,2-Dibromoethane (EDB)	ug/L	50	58.5	117	60-140	
1,2-Dichlorobenzene	ug/L	50	50.4	101	60-140	
1,2-Dichloroethane	ug/L	50	47.4	95	60-140	
1,2-Dichloropropane	ug/L	50	58.1	116	60-140	
1,3,5-Trimethylbenzene	ug/L	50	50.3	101	60-140	

Results presented on this page are in the units indicated by the "Units" column except where an alternate unit is presented to the right of the result.

REPORT OF LABORATORY ANALYSIS

This report shall not be reproduced, except in full,
without the written consent of Pace Analytical Services, LLC.

Pace Analytical Services, LLC
9800 Kincey Ave. Suite 100
Huntersville, NC 28078
(704)875-9092

QUALITY CONTROL DATA

Project: 2020-L1-2448 Incident
Pace Project No.: 92491027

LABORATORY CONTROL SAMPLE: 2972883

Parameter	Units	Spike Conc.	LCS Result	LCS % Rec	% Rec Limits	Qualifiers
1,3-Dichlorobenzene	ug/L	50	50.7	101	60-140	
1,3-Dichloropropane	ug/L	50	56.7	113	60-140	
1,4-Dichlorobenzene	ug/L	50	49.3	99	60-140	
2,2-Dichloropropane	ug/L	50	54.5	109	60-140	
2-Chlorotoluene	ug/L	50	49.1	98	60-140	
4-Chlorotoluene	ug/L	50	48.8	98	60-140	
Benzene	ug/L	50	52.6	105	60-140	
Bromobenzene	ug/L	50	49.5	99	60-140	
Bromochloromethane	ug/L	50	54.5	109	60-140	
Bromodichloromethane	ug/L	50	50.0	100	60-140	
Bromoform	ug/L	50	57.1	114	60-140	
Bromomethane	ug/L	50	46.2	92	60-140	
Carbon tetrachloride	ug/L	50	52.5	105	60-140	
Chlorobenzene	ug/L	50	50.7	101	60-140	
Chloroethane	ug/L	50	47.2	94	60-140	
Chloroform	ug/L	50	50.2	100	60-140	
Chloromethane	ug/L	50	39.9	80	60-140	
cis-1,2-Dichloroethene	ug/L	50	52.5	105	60-140	
cis-1,3-Dichloropropene	ug/L	50	62.0	124	60-140	
Dibromochloromethane	ug/L	50	59.0	118	60-140	
Dibromomethane	ug/L	50	54.6	109	60-140	
Dichlorodifluoromethane	ug/L	50	37.6	75	60-140	
Diisopropyl ether	ug/L	50	56.7	113	60-140	
Ethylbenzene	ug/L	50	50.0	100	60-140	
Hexachloro-1,3-butadiene	ug/L	50	47.7	95	60-140	
Isopropylbenzene (Cumene)	ug/L	50	50.4	101	60-140	
m&p-Xylene	ug/L	100	100	100	60-140	
Methyl-tert-butyl ether	ug/L	50	60.3	121	60-140	
Methylene Chloride	ug/L	50	46.9	94	60-140	
n-Butylbenzene	ug/L	50	48.3	97	60-140	
n-Propylbenzene	ug/L	50	48.9	98	60-140	
Naphthalene	ug/L	50	48.3	97	60-140	
o-Xylene	ug/L	50	50.5	101	60-140	
sec-Butylbenzene	ug/L	50	48.9	98	60-140	
Styrene	ug/L	50	53.9	108	60-140	
tert-Butylbenzene	ug/L	50	42.5	85	60-140	
Tetrachloroethene	ug/L	50	52.2	104	60-140	
Toluene	ug/L	50	49.0	98	60-140	
trans-1,2-Dichloroethene	ug/L	50	53.3	107	60-140	
trans-1,3-Dichloropropene	ug/L	50	58.0	116	60-140	
Trichloroethene	ug/L	50	56.3	113	60-140	
Trichlorofluoromethane	ug/L	50	44.9	90	60-140	
Vinyl chloride	ug/L	50	44.3	89	60-140	
1,2-Dichloroethane-d4 (S)	%			95	70-130	
4-Bromofluorobenzene (S)	%			99	70-130	
Toluene-d8 (S)	%			97	70-130	

Results presented on this page are in the units indicated by the "Units" column except where an alternate unit is presented to the right of the result.

REPORT OF LABORATORY ANALYSIS

This report shall not be reproduced, except in full,
without the written consent of Pace Analytical Services, LLC.

Pace Analytical Services, LLC
9800 Kincey Ave. Suite 100
Huntersville, NC 28078
(704)875-9092

QUALITY CONTROL DATA

Project: 2020-L1-2448 Incident
Pace Project No.: 92491027

MATRIX SPIKE & MATRIX SPIKE DUPLICATE: 2972884 2972885

Parameter	Units	92491030002 Result	MS Spike Conc.	MSD Spike Conc.	MS Result	MSD Result	MS % Rec	MSD % Rec	% Rec Limits	RPD	Qual
1,1,1,2-Tetrachloroethane	ug/L	ND	20	20	22.4	22.2	112	111	60-140	1	
1,1,1-Trichloroethane	ug/L	ND	20	20	22.8	22.1	114	110	60-140	3	
1,1,2,2-Tetrachloroethane	ug/L	ND	20	20	21.6	20.9	108	105	60-140	3	
1,1,2-Trichloroethane	ug/L	ND	20	20	23.0	22.3	115	111	60-140	3	
1,1-Dichloroethane	ug/L	ND	20	20	22.6	22.0	113	110	60-140	3	
1,1-Dichloroethene	ug/L	ND	20	20	20.9	20.7	104	104	60-140	1	
1,1-Dichloropropene	ug/L	ND	20	20	23.1	23.0	116	115	60-140	1	
1,2,3-Trichlorobenzene	ug/L	ND	20	20	20.7	20.0	103	100	60-140	3	
1,2,3-Trichloropropane	ug/L	ND	20	20	21.1	20.2	106	101	60-140	5	
1,2,4-Trichlorobenzene	ug/L	ND	20	20	20.8	20.5	104	103	60-140	1	
1,2,4-Trimethylbenzene	ug/L	ND	20	20	21.5	21.4	108	107	60-140	0	
1,2-Dibromo-3-chloropropane	ug/L	ND	20	20	22.9	21.7	114	109	60-140	5	
1,2-Dibromoethane (EDB)	ug/L	ND	20	20	23.7	22.9	119	115	60-140	3	
1,2-Dichlorobenzene	ug/L	ND	20	20	22.2	22.3	111	112	60-140	0	
1,2-Dichloroethane	ug/L	ND	20	20	19.8	19.3	99	96	60-140	3	
1,2-Dichloropropane	ug/L	ND	20	20	23.7	23.5	119	117	60-140	1	
1,3,5-Trimethylbenzene	ug/L	ND	20	20	21.9	21.5	110	108	60-140	2	
1,3-Dichlorobenzene	ug/L	ND	20	20	23.1	22.4	115	112	60-140	3	
1,3-Dichloropropane	ug/L	ND	20	20	23.2	22.4	116	112	60-140	3	
1,4-Dichlorobenzene	ug/L	ND	20	20	22.2	21.5	111	108	60-140	3	
2,2-Dichloropropane	ug/L	ND	20	20	22.9	22.7	115	113	60-140	1	
2-Chlorotoluene	ug/L	ND	20	20	22.6	22.4	113	112	60-140	1	
4-Chlorotoluene	ug/L	ND	20	20	22.0	22.0	110	110	60-140	0	
Benzene	ug/L	ND	20	20	22.7	22.3	114	111	60-140	2	
Bromobenzene	ug/L	ND	20	20	22.2	21.5	111	108	60-140	3	
Bromochloromethane	ug/L	ND	20	20	23.2	22.0	116	110	60-140	6	
Bromodichloromethane	ug/L	ND	20	20	20.8	20.5	104	103	60-140	1	
Bromoform	ug/L	ND	20	20	22.7	22.2	113	111	60-140	2	
Bromomethane	ug/L	ND	20	20	24.3	24.1	122	121	60-140	1	
Carbon tetrachloride	ug/L	ND	20	20	22.9	22.6	115	113	60-140	1	
Chlorobenzene	ug/L	ND	20	20	22.4	21.6	112	108	60-140	4	
Chloroethane	ug/L	ND	20	20	21.9	21.4	109	107	60-140	2	
Chloroform	ug/L	8.9	20	20	29.5	30.2	103	107	60-140	2	
Chloromethane	ug/L	ND	20	20	17.0	16.6	85	83	60-140	2	
cis-1,2-Dichloroethene	ug/L	ND	20	20	22.3	22.0	112	110	60-140	1	
cis-1,3-Dichloropropene	ug/L	ND	20	20	24.3	23.7	121	118	60-140	2	
Dibromochloromethane	ug/L	ND	20	20	23.1	22.5	116	113	60-140	3	
Dibromomethane	ug/L	ND	20	20	23.7	22.6	119	113	60-140	5	
Dichlorodifluoromethane	ug/L	ND	20	20	13.8	13.2	69	66	60-140	4	
Diisopropyl ether	ug/L	ND	20	20	22.1	21.4	111	107	60-140	3	
Ethylbenzene	ug/L	ND	20	20	22.4	21.9	112	110	60-140	2	
Hexachloro-1,3-butadiene	ug/L	ND	20	20	20.9	20.7	105	104	60-140	1	
Isopropylbenzene (Cumene)	ug/L	ND	20	20	22.6	22.3	113	111	60-140	2	
m&p-Xylene	ug/L	ND	40	40	45.2	44.5	113	111	60-140	1	
Methyl-tert-butyl ether	ug/L	ND	20	20	22.9	22.0	114	110	60-140	4	
Methylene Chloride	ug/L	ND	20	20	20.6	20.2	103	101	60-140	2	

Results presented on this page are in the units indicated by the "Units" column except where an alternate unit is presented to the right of the result.

REPORT OF LABORATORY ANALYSIS

This report shall not be reproduced, except in full,
without the written consent of Pace Analytical Services, LLC.

Pace Analytical Services, LLC
9800 Kincey Ave. Suite 100
Huntersville, NC 28078
(704)875-9092

QUALITY CONTROL DATA

Project: 2020-L1-2448 Incident
Pace Project No.: 92491027

MATRIX SPIKE & MATRIX SPIKE DUPLICATE: 2972884 2972885

Parameter	Units	92491030002 Result	MS Spike Conc.	MSD Spike Conc.	MS Result	MSD Result	MS % Rec	MSD % Rec	% Rec Limits	RPD	Qual
n-Butylbenzene	ug/L	ND	20	20	21.0	20.7	105	103	60-140	2	
n-Propylbenzene	ug/L	ND	20	20	22.4	22.0	112	110	60-140	2	
Naphthalene	ug/L	ND	20	20	21.0	20.4	105	102	60-140	3	
o-Xylene	ug/L	ND	20	20	22.6	22.8	113	114	60-140	1	
sec-Butylbenzene	ug/L	ND	20	20	21.9	21.9	110	109	60-140	0	
Styrene	ug/L	ND	20	20	23.7	23.3	118	116	60-140	2	
tert-Butylbenzene	ug/L	ND	20	20	19.4	19.2	97	96	60-140	1	
Tetrachloroethene	ug/L	ND	20	20	22.7	22.4	114	112	60-140	1	
Toluene	ug/L	ND	20	20	21.8	21.5	109	108	60-140	1	
trans-1,2-Dichloroethene	ug/L	ND	20	20	22.8	22.3	114	112	60-140	2	
trans-1,3-Dichloropropene	ug/L	ND	20	20	23.3	22.8	117	114	60-140	2	
Trichloroethene	ug/L	ND	20	20	23.3	23.4	116	117	60-140	0	
Trichlorofluoromethane	ug/L	ND	20	20	20.2	18.4	101	92	60-140	9	
Vinyl chloride	ug/L	ND	20	20	18.8	18.7	94	93	60-140	1	
1,2-Dichloroethane-d4 (S)	%						96	92	70-130		
4-Bromofluorobenzene (S)	%						100	100	70-130		
Toluene-d8 (S)	%						98	99	70-130		

Results presented on this page are in the units indicated by the "Units" column except where an alternate unit is presented to the right of the result.

REPORT OF LABORATORY ANALYSIS

This report shall not be reproduced, except in full,
without the written consent of Pace Analytical Services, LLC.

Pace Analytical Services, LLC
9800 Kincey Ave. Suite 100
Huntersville, NC 28078
(704)875-9092

QUALIFIERS

Project: 2020-L1-2448 Incident
Pace Project No.: 92491027

DEFINITIONS

DF - Dilution Factor, if reported, represents the factor applied to the reported data due to dilution of the sample aliquot.

ND - Not Detected at or above adjusted reporting limit.

TNTC - Too Numerous To Count

J - Estimated concentration above the adjusted method detection limit and below the adjusted reporting limit.

MDL - Adjusted Method Detection Limit.

PQL - Practical Quantitation Limit.

RL - Reporting Limit - The lowest concentration value that meets project requirements for quantitative data with known precision and bias for a specific analyte in a specific matrix.

S - Surrogate

1,2-Diphenylhydrazine decomposes to and cannot be separated from Azobenzene using Method 8270. The result for each analyte is a combined concentration.

Consistent with EPA guidelines, unrounded data are displayed and have been used to calculate % recovery and RPD values.

LCS(D) - Laboratory Control Sample (Duplicate)

MS(D) - Matrix Spike (Duplicate)

DUP - Sample Duplicate

RPD - Relative Percent Difference

NC - Not Calculable.

SG - Silica Gel - Clean-Up

U - Indicates the compound was analyzed for, but not detected.

Acid preservation may not be appropriate for 2 Chloroethylvinyl ether.

A separate vial preserved to a pH of 4-5 is recommended in SW846 Chapter 4 for the analysis of Acrolein and Acrylonitrile by EPA Method 8260.

N-Nitrosodiphenylamine decomposes and cannot be separated from Diphenylamine using Method 8270. The result reported for each analyte is a combined concentration.

Pace Analytical is TNI accredited. Contact your Pace PM for the current list of accredited analytes.

TNI - The NELAC Institute.

This report shall not be reproduced, except in full,
without the written consent of Pace Analytical Services, LLC.

Pace Analytical Services, LLC
9800 Kincey Ave. Suite 100
Huntersville, NC 28078
(704)875-9092

QUALITY CONTROL DATA CROSS REFERENCE TABLE

Project: 2020-L1-2448 Incident
Pace Project No.: 92491027

Lab ID	Sample ID	QC Batch Method	QC Batch	Analytical Method	Analytical Batch
92491027001	**14108 H/C Rd**	EPA 3010A	560420	EPA 6010D	560429
92491027001	**14108 H/C Rd**	SM 6200B	560325		

This report shall not be reproduced, except in full,
without the written consent of Pace Analytical Services, LLC.

Pace Analytical

CHAIN-OF-CUSTODY Analytical Request Document

Chain-of-Custody is a LEGAL DOCUMENT - Complete all relevent fields

LAB

WO# : 92491027

92491027

r Number or

Y

Con

Company: Apex Companies, LLC	Billing Information:
Address:	
Report To: Andrew Street	Email To: Emily Little / Andrew Street
Copy To:	Site Collection Info/Address:
Customer Project Name/Number: Colonial Huntersville Release	State: NC County/City: Huntersville Time Zone Collected: [ ] PT [ ] MT [ ] CT [ ] ET
Phone: Email:	Site/Facility ID #: Compliance Monitoring? [ ] Yes [ ] No
Collected By (print): Gordon OToole	Purchase Order #: Quote #: DW PWS ID #: DW Location Code:
Collected By (signature):	Turnaround Date Required: ASAP Immediately Packed on Ice: [X] Yes [ ] No
Sample Disposal: [ ] Dispose as appropriate [ ] Return [ ] Archive: [ ] Hold:	Rush: [✓] Same Day [✓] Next Day [ ] 2 Day [ ] 3 Day [ ] 4 Day [ ] 5 Day (Expedite Charges Apply) Field Filtered (if applicable): [ ] Yes [X] No Analysis:

** Preservative Types: (1) nitric acid, (2) sulfuric acid, (3) hydrochloric acid, (4) sodium hydroxide, (5) zinc acetate, (6) methanol, (7) sodium bisulfate, (8) sodium thiosulfate, (9) hexane, (A) ascorbic acid, (B) ammonium sulfate, (C) ammonium hydroxide, (D) TSP, (U) Unpreserved, (O) Other

Analyses

Lab Profile/Line:

Lab Sample Receipt Checklist:

Custody Seals Present/Intact	Y N NA
Custody Signatures Present	Y N NA
Collector Signature Present	Y N NA
Bottles Intact	Y N NA
Correct Bottles	Y N NA
Sufficient Volume	Y N NA
Samples Received on Ice	Y N NA
VOA - Headspace Acceptable	Y N NA
USDA Regulated Soils	Y N NA
Samples in Holding Time	Y N NA
Residual Chlorine Present	Y N NA
Cl Strips:	
Sample pH Acceptable	Y N NA
pH Strips:	
Sulfide Present	Y N NA
Lead Acetate Strips:	

LAB USE ONLY:
Lab Sample # / Comments:

92491027

001

* Matrix Codes (Insert in Matrix box below): Drinking Water (DW), Ground Water (GW), Wastewater (WW), Product (P), Soil/Solid (SL), Oil (OL), Wipe (WP), Air (AR), Tissue (TS), Bioassay (B), Vapor (V), Other (OT)

Customer Sample ID	Matrix *	Comp / Grab	Collected (or Composite Start) Date	Time	Composite End Date	Time	Res Cl	# of Ctns	SM 6200B VOCs	MADEP VPH	Lead
14108 H/C Rd.	DW	G			8/15/2020	7:40 pm		8	X	X	X

Customer Remarks / Special Conditions / Possible Hazards:

Type of Ice Used: Wet Blue Dry None

Packing Material Used:

Radchem sample(s) screened (<500 cpm): Y N NA

SHORT HOLDS PRESENT (<72 hours): Y N N/A

Lab Tracking #: 2538650

Samples received via: FEDEX UPS Client Courier Pace Courier

Lab Sample Temperature Info:
Temp Blank Received: Y N NA
Therm ID#:
Cooler 1 Temp Upon Receipt: 4.9 oC
Cooler 1 Therm Corr. Factor: 0 oC
Cooler 1 Corrected Temp: 4.9 oC
Comments:

Relinquished by/Company: (Signature)	Date/Time:	Received by/Company: (Signature)	Date/Time:
Andrew Street / Apex	8/16/2020 13:05	[signature]	8/16/20 1305
Relinquished by/Company: (Signature)	Date/Time:	Received by/Company: (Signature)	Date/Time:
Relinquished by/Company: (Signature)	Date/Time:	Received by/Company: (Signature)	Date/Time:

MTJL LAB USE ONLY
Table #:
Acctnum:
Template:
Prelogin:
PM:
PB:

Trip Blank Received: Y N NA
HCL MeOH TSP Other

Non Conformance(s): YES / NO

Page: of:

Report of Analysis

Pace Analytical Services, Inc.
9800 Kincey Avenue
Suite 100
Huntersville, NC 28078
Attention: Angela M. Baioni

Project Name: Colonial Pipeline Release

Project Number: 92491027

Lot Number:**VH17002**

Date Completed:08/17/2020

08/17/2020 4:30 PM
Approved and released by:
Project Manager II: **Cathy S. Dover**

The electronic signature above is the equivalent of a handwritten signature.
This report shall not be reproduced, except in its entirety, without the written approval of Pace Analytical Services, LLC.

Case Narrative
Pace Analytical Services, Inc.
Lot Number: VH17002

This Report of Analysis contains the analytical result(s) for the sample(s) listed on the Sample Summary following this Case Narrative. The sample receiving date is documented in the header information associated with each sample.

All results listed in this report relate only to the samples that are contained within this report.

Sample receipt, sample analysis, and data review have been performed in accordance with the most current approved NELAC standards, the Pace Analytical Services, LLC ("Pace") Quality Assurance Management Plan (QAMP), standard operating procedures (SOPs), and Pace policies. Any exceptions to the NELAC standards, the QAMP, SOPs or policies are qualified on the results page or discussed below.

If you have any questions regarding this report please contact the Pace Project Manager listed on the cover page.

Sample Summary

Pace Analytical Services, Inc.

Lot Number: VH17002

Project Name: Colonial Pipeline Release

Project Number: 92491027

Sample Number	Sample ID	Matrix	Date Sampled	Date Received
001	14108 H/C Rd	Aqueous	08/15/2020 1940	08/17/2020

(1 sample)

Detection Summary

Pace Analytical Services, Inc.

Lot Number: VH17002

Project Name: Colonial Pipeline Release

Project Number: 92491027

Sample	Sample ID	Matrix	Parameter	Method	Result	Q	Units	Page

(0 detections)

MADEP VPH (aliphatics)

Client: Pace Analytical Services, Inc. | Laboratory ID: VH17002-001
Description: 14108 H/C Rd | Matrix: Aqueous
Date Sampled: 08/15/2020 1940 | Project Name: Colonial Pipeline Release
Date Received: 08/17/2020 | Project Number: 92491027

Run	Prep Method	Analytical Method	Dilution	Analysis Date	Analyst	Prep Date	Batch
1	VPH	MADEP-VPH-18-2.1	1	08/17/2020 1330	ECB		63774

Parameter	CAS Number	Analytical Method	Result	Q	LOQ	Units	Run
C5 - C8 Aliphatics		MADEP-VPH-18-	ND		75	ug/L	1
C9 - C12 Aliphatics		MADEP-VPH-18-	ND		75	ug/L	1

Surrogate	Q	Run 1 % Recovery	Acceptance Limits
2,5-Dibromotoluene (FID)		100	70-130

LOQ = Limit of Quantitation
ND = Not detected at or above the LOQ
H = Out of holding time
B = Detected in the method blank
N = Recovery is out of criteria
W = Reported on wet weight basis
E = Quantitation of compound exceeded the calibration range
P = The RPD between two GC columns exceeds 40%

Pace Analytical Services, LLC *(formerly Shealy Environmental Services, Inc.)*
106 Vantage Point Drive West Columbia, SC 29172 (803) 791-9700 Fax (803) 791-9111 www.pacelabs.com

MADEP VPH (aromatics)

Client: Pace Analytical Services, Inc. | Laboratory ID: VH17002-001
Description: 14108 H/C Rd | Matrix: Aqueous
Date Sampled: 08/15/2020 1940 | Project Name: Colonial Pipeline Release
Date Received: 08/17/2020 | Project Number: 92491027

Run	Prep Method	Analytical Method	Dilution	Analysis Date	Analyst	Prep Date	Batch
1	VPH	MADEP-VPH-18-2.1	1	08/17/2020 1330	ECB		63775

Parameter	CAS Number	Analytical Method	Result	Q	LOQ	Units	Run
C9 - C10 Aromatics		MADEP-VPH-18-	ND		25	ug/L	1

Surrogate	Q	Run 1 % Recovery	Acceptance Limits
2,5-Dibromotoluene (PID)		101	70-130

LOQ = Limit of Quantitation
ND = Not detected at or above the LOQ
H = Out of holding time
B = Detected in the method blank
N = Recovery is out of criteria
W = Reported on wet weight basis
E = Quantitation of compound exceeded the calibration range
P = The RPD between two GC columns exceeds 40%

Pace Analytical Services, LLC *(formerly Shealy Environmental Services, Inc.)*
106 Vantage Point Drive West Columbia, SC 29172 (803) 791-9700 Fax (803) 791-9111 www.pacelabs.com

QC Summary

MADEP VPH (aliphatics) - MB

Sample ID: VQ63774-001
Batch: 63774
Analytical Method: MADEP-VPH-18-2.1

Matrix: Aqueous
Prep Method: VPH

Parameter	Result	Q	Dil	LOQ	Units	Analysis Date
C5 - C8 Aliphatics	ND		1	75	ug/L	08/17/2020 1233
C9 - C12 Aliphatics	ND		1	75	ug/L	08/17/2020 1233

Surrogate	Q	% Rec	Acceptance Limit
2,5-Dibromotoluene (FID)		99	70-130

LOQ = Limit of Quantitation
DL = Detection Limit
LOD = Limit of Detection

P = The RPD between two GC columns exceeds 40%
J = Estimated result < LOQ and ≥ DL
ND = Not detected at or above the LOQ

N = Recovery is out of criteria
+ = RPD is out of criteria

Note: Calculations are performed before rounding to avoid round-off errors in calculated results

MADEP VPH (aliphatics) - LCS

Sample ID: VQ63774-002
Batch: 63774
Analytical Method: MADEP-VPH-18-2.1

Matrix: Aqueous
Prep Method: VPH

Parameter	Spike Amount (ug/L)	Result (ug/L)	Q	Dil	% Rec	% Rec Limit	Analysis Date
C5 - C8 Aliphatics	150	140		1	91	70-130	08/17/2020 1135
C9 - C12 Aliphatics	180	150		1	86	70-130	08/17/2020 1135

Surrogate	Q	% Rec	Acceptance Limit
2,5-Dibromotoluene (FID)		92	70-130

LOQ = Limit of Quantitation
DL = Detection Limit
LOD = Limit of Detection

P = The RPD between two GC columns exceeds 40%
J = Estimated result < LOQ and ≥ DL
ND = Not detected at or above the LOQ

N = Recovery is out of criteria
+ = RPD is out of criteria

Note: Calculations are performed before rounding to avoid round-off errors in calculated results

MADEP VPH (aliphatics) - LCSD

Sample ID: VQ63774-003
Batch: 63774
Analytical Method: MADEP-VPH-18-2.1

Matrix: Aqueous
Prep Method: VPH

Parameter	Spike Amount (ug/L)	Result (ug/L)	Q	Dil	% Rec	% RPD	% Rec Limit	% RPD Limit	Analysis Date
C5 - C8 Aliphatics	150	140		1	92	1.5	70-130	25	08/17/2020 1204
C9 - C12 Aliphatics	180	160		1	90	4.7	70-130	25	08/17/2020 1204

Surrogate	Q	% Rec	Acceptance Limit
2,5-Dibromotoluene (FID)		90	70-130

LOQ = Limit of Quantitation
DL = Detection Limit
LOD = Limit of Detection

P = The RPD between two GC columns exceeds 40%
J = Estimated result < LOQ and ≥ DL
ND = Not detected at or above the LOQ

N = Recovery is out of criteria
+ = RPD is out of criteria

Note: Calculations are performed before rounding to avoid round-off errors in calculated results

MADEP VPH (aromatics) - MB

Sample ID: VQ63775-001
Batch: 63775
Analytical Method: MADEP-VPH-18-2.1

Matrix: Aqueous
Prep Method: VPH

Parameter	Result	Q	Dil	LOQ	Units	Analysis Date
C9 - C10 Aromatics	ND		1	25	ug/L	08/17/2020 1233

Surrogate	Q	% Rec	Acceptance Limit
2,5-Dibromotoluene (PID)		99	70-130

LOQ = Limit of Quantitation
DL = Detection Limit
LOD = Limit of Detection

P = The RPD between two GC columns exceeds 40%
J = Estimated result < LOQ and ≥ DL
ND = Not detected at or above the LOQ

N = Recovery is out of criteria
+ = RPD is out of criteria

Note: Calculations are performed before rounding to avoid round-off errors in calculated results

MADEP VPH (aromatics) - LCS

Sample ID: VQ63775-002
Batch: 63775
Analytical Method: MADEP-VPH-18-2.1

Matrix: Aqueous
Prep Method: VPH

Parameter	Spike Amount (ug/L)	Result (ug/L)	Q	Dil	% Rec	% Rec Limit	Analysis Date
C9 - C10 Aromatics	25	24		1	94	70-130	08/17/2020 1135

Surrogate	Q	% Rec	Acceptance Limit
2,5-Dibromotoluene (PID)		95	70-130

LOQ = Limit of Quantitation
DL = Detection Limit
LOD = Limit of Detection

P = The RPD between two GC columns exceeds 40%
J = Estimated result < LOQ and ≥ DL
ND = Not detected at or above the LOQ

N = Recovery is out of criteria
+ = RPD is out of criteria

Note: Calculations are performed before rounding to avoid round-off errors in calculated results

MADEP VPH (aromatics) - LCSD

Sample ID: VQ63775-003
Batch: 63775
Analytical Method: MADEP-VPH-18-2.1

Matrix: Aqueous
Prep Method: VPH

Parameter	Spike Amount (ug/L)	Result (ug/L)	Q	Dil	% Rec	% RPD	% Rec Limit	% RPD Limit	Analysis Date
C9 - C10 Aromatics	25	23		1	93	0.85	70-130	25	08/17/2020 1204

Surrogate	Q	% Rec	Acceptance Limit
2,5-Dibromotoluene (PID)		90	70-130

LOQ = Limit of Quantitation
DL = Detection Limit
LOD = Limit of Detection

P = The RPD between two GC columns exceeds 40%
J = Estimated result < LOQ and ≥ DL
ND = Not detected at or above the LOQ

N = Recovery is out of criteria
+ = RPD is out of criteria

Note: Calculations are performed before rounding to avoid round-off errors in calculated results

Chain of Custody

and

Miscellaneous Documents

Internal Transfer Chain of Custody

Pace Analytical
www.pacelabs.com

☐ Samples Pre-Logged into eCOC

State Of Origin: NC
Cert. Needed: ☑ Yes ☐ No
Owner Received Date: 8/16/2020 Result

Workorder: 92491027 Workorder Name: Colonial Pipeline Release

VH17002

/2020

Report To	Sub Contract To	Requested Analysis
Angela Baioni Pace Analytical Charlotte 9800 Kincey Ave. Suite 100 Huntersville, NC 28078 Phone (704)875-9092	Pace Analytical West Columbia 106 Vantage Point Drive West Columbia, SC 29172 Phone (803)791-9700	

							Preserved Containers						NC VPH								CSD		LAB USE ONLY
Comp	Sample ID	Sample Type	Collect Date/Time	Lab ID	Matrix	HCl																	
1	14108 H/C Rd	PS	8/15/2020 19:40	92491027001	Water	3						X											
2																							
3																							
4																							
5																							

Transfers	Released By	Date/Time	Received By	Date/Time
1				
2				
3			[signature]	8/17/20 0900

Comments: RUSH

Cooler Temperature on Receipt 5.4 °C | Custody Seal Y or N | Received on Ice (Y) or N | Samples Intact Y or N

***In order to maintain client confidentiality, location/name of the sampling site, sampler's name and signature may not be provided on this COC document. This chain of custody is considered complete as is since this information is available in the owner laboratory.

Pace Analytical Services, LLC (formerly Shealy Environmental Services, Inc.)
106 Vantage Point Drive West Columbia, SC 29172 (803) 791-9700 Fax (803) 791-9111 www.pacelabs.com

PACE ANALYTICAL SERVICES, LLC

Shealy Environmental Services, Inc.
Document Number: MI001BC-14

Page 1 of 1
Effective Date: 8/2/2018

Sample Receipt Checklist (SRC)

Client: Pace

Cooler Inspected by/date: BMG / 08/17/2020 Lot #: VH17002

Means of receipt: ☐ SESI ☑ Client ☐ UPS ☐ FedEx ☐ Other:

☐ Yes	☑ No		1. Were custody seals present on the cooler?
☐ Yes	☐ No	☑ NA	2. If custody seals were present, were they intact and unbroken?

pH Strip ID: NA Chlorine Strip ID: NA Tested by: NA

Original temperature upon receipt / Derived (Corrected) temperature upon receipt %Solid Snap-Cup ID: NA

5.4 / 5.4 °C NA / NA °C NA / NA °C NA / NA °C

Method: ☐ Temperature Blank ☑ Against Bottles IR Gun ID: 5 IR Gun Correction Factor: 0 °C

Method of coolant: ☑ Wet Ice ☐ Ice Packs ☐ Dry Ice ☐ None

☐ Yes	☐ No	☑ NA	3. If temperature of any cooler exceeded 6.0°C, was Project Manager Notified? PM was Notified by: phone / email / face-to-face (circle one).
☐ Yes	☐ No	☑ NA	4. Is the commercial courier's packing slip attached to this form?
☐ Yes	☑ No		5. Were proper custody procedures (relinquished/received) followed?
☑ Yes	☐ No		6. Were sample IDs listed on the COC?
☑ Yes	☐ No		7. Were sample IDs listed on all sample containers?
☑ Yes	☐ No		8. Was collection date & time listed on the COC?
☑ Yes	☐ No		9. Was collection date & time listed on all sample containers?
☑ Yes	☐ No		10. Did all container label information (ID, date, time) agree with the COC?
☑ Yes	☐ No		11. Were tests to be performed listed on the COC?
☑ Yes	☐ No		12. Did all samples arrive in the proper containers for each test and/or in good condition (unbroken, lids on, etc.)?
☑ Yes	☐ No		13. Was adequate sample volume available?
☑ Yes	☐ No		14. Were all samples received within ½ the holding time or 48 hours, whichever comes first?
☐ Yes	☑ No		15. Were any samples containers missing/excess (circle one) samples Not listed on COC?
☐ Yes	☑ No	☐ NA	16. For VOA and RSK-175 samples, were bubbles present >"pea-size" (¼"or 6mm in diameter) in any of the VOA vials?
☐ Yes	☐ No	☑ NA	17. Were all DRO/metals/nutrient samples received at a pH of < 2?
☐ Yes	☐ No	☑ NA	18. Were all cyanide samples received at a pH > 12 and sulfide samples received at a pH > 9?
☐ Yes	☐ No	☑ NA	19. Were all applicable NH_3/TKN/cyanide/phenol/625 (< 0.5mg/L) samples free of residual chlorine?
☐ Yes	☐ No	☑ NA	20. Were client remarks/requests (i.e. requested dilutions, MS/MSD designations, etc...) correctly transcribed from the COC into the comment section in LIMS?
☐ Yes	☑ No		21. Was the quote number listed on the container label? If yes, Quote # NA

Sample Preservation (Must be completed for any sample(s) incorrectly preserved or with headspace.)

Sample(s) NA were received incorrectly preserved and were adjusted accordingly in sample receiving with NA mL of circle one: H2SO4, HNO3, HCl, NaOH using SR # NA.

Time of preservation NA. If more than one preservative is needed, please note in the comments below.

Sample(s) NA were received with bubbles >6 mm in diameter.

Samples(s) NA were received with TRC > 0.5 mg/L (If #19 is ***no***) and were adjusted accordingly in sample receiving with sodium thiosulfate ($Na_2S_2O_3$) with Shealy ID: NA.

SR barcode labels applied by: BMG Date: 08/17/2020

Comments: Client did not relinquish CoC

Pace Analytical Services, LLC
9800 Kincey Ave. Suite 100
Huntersville, NC 28078
(704)875-9092

August 19, 2020

Andrew Street
Apex Companies - NC
5900 Northwoods Business Pkwy
Suite 5900-0
Charlotte, NC 28269

RE: Project: 2020-L1-2448 Incident
Pace Project No.: 92491028

Dear Andrew Street:

Enclosed are the analytical results for sample(s) received by the laboratory on August 17, 2020. The results relate only to the samples included in this report. Results reported herein conform to the applicable TNI/NELAC Standards and the laboratory's Quality Manual, where applicable, unless otherwise noted in the body of the report.

The test results provided in this final report were generated by each of the following laboratories within the Pace Network:

- Pace Analytical Services - Asheville
- Pace Analytical Services - Charlotte

If you have any questions concerning this report, please feel free to contact me.

Sincerely,

Angela M. Baioni

Angela Baioni
angela.baioni@pacelabs.com
(704)875-9092
Project Manager

Enclosures

cc: J Culbreath, Colonial Pipeline Company
Emily Little, Apex Companies
Jeff Morrison, Colonial Pipeline Company
J Tate, Colonial Pipeline Company
Alex Testoff, Montrose Environmental Group
JM Wyatt, Colonial Pipeline Company

This report shall not be reproduced, except in full,
without the written consent of Pace Analytical Services, LLC.

Pace Analytical Services, LLC
9800 Kincey Ave. Suite 100
Huntersville, NC 28078
(704)875-9092

CERTIFICATIONS

Project: 2020-L1-2448 Incident
Pace Project No.: 92491028

Pace Analytical Services Charlotte
9800 Kincey Ave. Ste 100, Huntersville, NC 28078
Louisiana/NELAP Certification # LA170028
North Carolina Drinking Water Certification #: 37706
North Carolina Field Services Certification #: 5342
North Carolina Wastewater Certification #: 12
South Carolina Certification #: 99006001
Florida/NELAP Certification #: E87627
Kentucky UST Certification #: 84
Virginia/VELAP Certification #: 460221

Pace Analytical Services Asheville
2225 Riverside Drive, Asheville, NC 28804
Florida/NELAP Certification #: E87648
Massachusetts Certification #: M-NC030
North Carolina Drinking Water Certification #: 37712
North Carolina Wastewater Certification #: 40
South Carolina Certification #: 99030001
Virginia/VELAP Certification #: 460222

This report shall not be reproduced, except in full,
without the written consent of Pace Analytical Services, LLC.

Pace Analytical Services, LLC
9800 Kincey Ave. Suite 100
Huntersville, NC 28078
(704)875-9092

SAMPLE ANALYTE COUNT

Project: 2020-L1-2448 Incident
Pace Project No.: 92491028

Lab ID	Sample ID	Method	Analysts	Analytes Reported	Laboratory
92491028001	**13822 H/C Rd.**	EPA 6010D	DS	1	PASI-A
		SM 6200B	CL	63	PASI-C

PASI-A = Pace Analytical Services - Asheville
PASI-C = Pace Analytical Services - Charlotte

This report shall not be reproduced, except in full,
without the written consent of Pace Analytical Services, LLC.

Pace Analytical Services, LLC
9800 Kincey Ave. Suite 100
Huntersville, NC 28078
(704)875-9092

ANALYTICAL RESULTS

Project: 2020-L1-2448 Incident
Pace Project No.: 92491028

Sample: 13822 H/C Rd. **Lab ID: 92491028001** Collected: 08/16/20 14:05 Received: 08/17/20 08:38 Matrix: Water

Parameters	Results	Units	Report Limit	DF	Prepared	Analyzed	CAS No.	Qual
6010 MET ICP	Analytical Method: EPA 6010D Preparation Method: EPA 3010A Pace Analytical Services - Asheville							
Lead	**53.0**	ug/L	5.0	1	08/17/20 13:40	08/17/20 19:18	7439-92-1	
6200B MSV	Analytical Method: SM 6200B Pace Analytical Services - Charlotte							
Benzene	ND	ug/L	0.50	1		08/17/20 17:08	71-43-2	
Bromobenzene	ND	ug/L	0.50	1		08/17/20 17:08	108-86-1	
Bromochloromethane	ND	ug/L	0.50	1		08/17/20 17:08	74-97-5	
Bromodichloromethane	ND	ug/L	0.50	1		08/17/20 17:08	75-27-4	
Bromoform	ND	ug/L	0.50	1		08/17/20 17:08	75-25-2	
Bromomethane	ND	ug/L	5.0	1		08/17/20 17:08	74-83-9	
n-Butylbenzene	ND	ug/L	0.50	1		08/17/20 17:08	104-51-8	
sec-Butylbenzene	ND	ug/L	0.50	1		08/17/20 17:08	135-98-8	
tert-Butylbenzene	ND	ug/L	0.50	1		08/17/20 17:08	98-06-6	
Carbon tetrachloride	ND	ug/L	0.50	1		08/17/20 17:08	56-23-5	
Chlorobenzene	ND	ug/L	0.50	1		08/17/20 17:08	108-90-7	
Chloroethane	ND	ug/L	1.0	1		08/17/20 17:08	75-00-3	
Chloroform	ND	ug/L	0.50	1		08/17/20 17:08	67-66-3	
Chloromethane	ND	ug/L	1.0	1		08/17/20 17:08	74-87-3	
2-Chlorotoluene	ND	ug/L	0.50	1		08/17/20 17:08	95-49-8	
4-Chlorotoluene	ND	ug/L	0.50	1		08/17/20 17:08	106-43-4	
1,2-Dibromo-3-chloropropane	ND	ug/L	1.0	1		08/17/20 17:08	96-12-8	
Dibromochloromethane	ND	ug/L	0.50	1		08/17/20 17:08	124-48-1	
1,2-Dibromoethane (EDB)	ND	ug/L	0.50	1		08/17/20 17:08	106-93-4	
Dibromomethane	ND	ug/L	0.50	1		08/17/20 17:08	74-95-3	
1,2-Dichlorobenzene	ND	ug/L	0.50	1		08/17/20 17:08	95-50-1	
1,3-Dichlorobenzene	ND	ug/L	0.50	1		08/17/20 17:08	541-73-1	
1,4-Dichlorobenzene	ND	ug/L	0.50	1		08/17/20 17:08	106-46-7	
Dichlorodifluoromethane	ND	ug/L	0.50	1		08/17/20 17:08	75-71-8	
1,1-Dichloroethane	ND	ug/L	0.50	1		08/17/20 17:08	75-34-3	
1,2-Dichloroethane	ND	ug/L	0.50	1		08/17/20 17:08	107-06-2	
1,1-Dichloroethene	ND	ug/L	0.50	1		08/17/20 17:08	75-35-4	
cis-1,2-Dichloroethene	ND	ug/L	0.50	1		08/17/20 17:08	156-59-2	
trans-1,2-Dichloroethene	ND	ug/L	0.50	1		08/17/20 17:08	156-60-5	
1,2-Dichloropropane	ND	ug/L	0.50	1		08/17/20 17:08	78-87-5	
1,3-Dichloropropane	ND	ug/L	0.50	1		08/17/20 17:08	142-28-9	
2,2-Dichloropropane	ND	ug/L	0.50	1		08/17/20 17:08	594-20-7	
1,1-Dichloropropene	ND	ug/L	0.50	1		08/17/20 17:08	563-58-6	
cis-1,3-Dichloropropene	ND	ug/L	0.50	1		08/17/20 17:08	10061-01-5	
trans-1,3-Dichloropropene	ND	ug/L	0.50	1		08/17/20 17:08	10061-02-6	
Diisopropyl ether	ND	ug/L	0.50	1		08/17/20 17:08	108-20-3	
Ethylbenzene	ND	ug/L	0.50	1		08/17/20 17:08	100-41-4	
Hexachloro-1,3-butadiene	ND	ug/L	2.0	1		08/17/20 17:08	87-68-3	
Isopropylbenzene (Cumene)	ND	ug/L	0.50	1		08/17/20 17:08	98-82-8	
Methylene Chloride	ND	ug/L	2.0	1		08/17/20 17:08	75-09-2	
Methyl-tert-butyl ether	ND	ug/L	0.50	1		08/17/20 17:08	1634-04-4	
Naphthalene	ND	ug/L	2.0	1		08/17/20 17:08	91-20-3	

REPORT OF LABORATORY ANALYSIS

This report shall not be reproduced, except in full,
without the written consent of Pace Analytical Services, LLC.

Pace Analytical Services, LLC
9800 Kincey Ave. Suite 100
Huntersville, NC 28078
(704)875-9092

ANALYTICAL RESULTS

Project: 2020-L1-2448 Incident
Pace Project No.: 92491028

Sample: 13822 H/C Rd. **Lab ID: 92491028001** Collected: 08/16/20 14:05 Received: 08/17/20 08:38 Matrix: Water

Parameters	Results	Units	Report Limit	DF	Prepared	Analyzed	CAS No.	Qual
6200B MSV	Analytical Method: SM 6200B Pace Analytical Services - Charlotte							
n-Propylbenzene	ND	ug/L	0.50	1		08/17/20 17:08	103-65-1	
Styrene	ND	ug/L	0.50	1		08/17/20 17:08	100-42-5	
1,1,1,2-Tetrachloroethane	ND	ug/L	0.50	1		08/17/20 17:08	630-20-6	
1,1,2,2-Tetrachloroethane	ND	ug/L	0.50	1		08/17/20 17:08	79-34-5	
Tetrachloroethene	ND	ug/L	0.50	1		08/17/20 17:08	127-18-4	
Toluene	ND	ug/L	0.50	1		08/17/20 17:08	108-88-3	
1,2,3-Trichlorobenzene	ND	ug/L	2.0	1		08/17/20 17:08	87-61-6	
1,2,4-Trichlorobenzene	ND	ug/L	2.0	1		08/17/20 17:08	120-82-1	
1,1,1-Trichloroethane	ND	ug/L	0.50	1		08/17/20 17:08	71-55-6	
1,1,2-Trichloroethane	ND	ug/L	0.50	1		08/17/20 17:08	79-00-5	
Trichloroethene	ND	ug/L	0.50	1		08/17/20 17:08	79-01-6	
Trichlorofluoromethane	ND	ug/L	1.0	1		08/17/20 17:08	75-69-4	
1,2,3-Trichloropropane	ND	ug/L	0.50	1		08/17/20 17:08	96-18-4	
1,2,4-Trimethylbenzene	ND	ug/L	0.50	1		08/17/20 17:08	95-63-6	
1,3,5-Trimethylbenzene	ND	ug/L	0.50	1		08/17/20 17:08	108-67-8	
Vinyl chloride	ND	ug/L	1.0	1		08/17/20 17:08	75-01-4	
m&p-Xylene	ND	ug/L	1.0	1		08/17/20 17:08	179601-23-1	
o-Xylene	ND	ug/L	0.50	1		08/17/20 17:08	95-47-6	
Surrogates								
1,2-Dichloroethane-d4 (S)	91	%	70-130	1		08/17/20 17:08	17060-07-0	
4-Bromofluorobenzene (S)	101	%	70-130	1		08/17/20 17:08	460-00-4	
Toluene-d8 (S)	103	%	70-130	1		08/17/20 17:08	2037-26-5	

REPORT OF LABORATORY ANALYSIS

This report shall not be reproduced, except in full,
without the written consent of Pace Analytical Services, LLC.

Pace Analytical Services, LLC
9800 Kincey Ave. Suite 100
Huntersville, NC 28078
(704)875-9092

QUALITY CONTROL DATA

Project: 2020-L1-2448 Incident
Pace Project No.: 92491028

QC Batch: 560420
QC Batch Method: EPA 3010A
Analysis Method: EPA 6010D
Analysis Description: 6010 MET
Laboratory: Pace Analytical Services - Asheville
Associated Lab Samples: 92491028001

METHOD BLANK: 2973431 Matrix: Water
Associated Lab Samples: 92491028001

Parameter	Units	Blank Result	Reporting Limit	Analyzed	Qualifiers
Lead	ug/L	ND	5.0	08/17/20 18:35	

LABORATORY CONTROL SAMPLE: 2973432

Parameter	Units	Spike Conc.	LCS Result	LCS % Rec	% Rec Limits	Qualifiers
Lead	ug/L	500	499	100	80-120	

MATRIX SPIKE & MATRIX SPIKE DUPLICATE: 2973433 2973434

Parameter	Units	92491027001 Result	MS Spike Conc.	MSD Spike Conc.	MS Result	MSD Result	MS % Rec	MSD % Rec	% Rec Limits	RPD	Qual
Lead	ug/L	ND	500	500	502	500	100	100	75-125	0	

Results presented on this page are in the units indicated by the "Units" column except where an alternate unit is presented to the right of the result.

REPORT OF LABORATORY ANALYSIS

This report shall not be reproduced, except in full,
without the written consent of Pace Analytical Services, LLC.

Pace Analytical Services, LLC
9800 Kincey Ave. Suite 100
Huntersville, NC 28078
(704)875-9092

QUALITY CONTROL DATA

Project: 2020-L1-2448 Incident
Pace Project No.: 92491028

QC Batch: 560434
QC Batch Method: SM 6200B
Analysis Method: SM 6200B
Analysis Description: 6200B MSV
Laboratory: Pace Analytical Services - Charlotte

Associated Lab Samples: 92491028001

METHOD BLANK: 2973474 Matrix: Water
Associated Lab Samples: 92491028001

Parameter	Units	Blank Result	Reporting Limit	Analyzed	Qualifiers
1,1,1,2-Tetrachloroethane	ug/L	ND	0.50	08/17/20 16:50	
1,1,1-Trichloroethane	ug/L	ND	0.50	08/17/20 16:50	
1,1,2,2-Tetrachloroethane	ug/L	ND	0.50	08/17/20 16:50	
1,1,2-Trichloroethane	ug/L	ND	0.50	08/17/20 16:50	
1,1-Dichloroethane	ug/L	ND	0.50	08/17/20 16:50	
1,1-Dichloroethene	ug/L	ND	0.50	08/17/20 16:50	
1,1-Dichloropropene	ug/L	ND	0.50	08/17/20 16:50	
1,2,3-Trichlorobenzene	ug/L	ND	2.0	08/17/20 16:50	
1,2,3-Trichloropropane	ug/L	ND	0.50	08/17/20 16:50	
1,2,4-Trichlorobenzene	ug/L	ND	2.0	08/17/20 16:50	
1,2,4-Trimethylbenzene	ug/L	ND	0.50	08/17/20 16:50	
1,2-Dibromo-3-chloropropane	ug/L	ND	1.0	08/17/20 16:50	
1,2-Dibromoethane (EDB)	ug/L	ND	0.50	08/17/20 16:50	
1,2-Dichlorobenzene	ug/L	ND	0.50	08/17/20 16:50	
1,2-Dichloroethane	ug/L	ND	0.50	08/17/20 16:50	
1,2-Dichloropropane	ug/L	ND	0.50	08/17/20 16:50	
1,3,5-Trimethylbenzene	ug/L	ND	0.50	08/17/20 16:50	
1,3-Dichlorobenzene	ug/L	ND	0.50	08/17/20 16:50	
1,3-Dichloropropane	ug/L	ND	0.50	08/17/20 16:50	
1,4-Dichlorobenzene	ug/L	ND	0.50	08/17/20 16:50	
2,2-Dichloropropane	ug/L	ND	0.50	08/17/20 16:50	
2-Chlorotoluene	ug/L	ND	0.50	08/17/20 16:50	
4-Chlorotoluene	ug/L	ND	0.50	08/17/20 16:50	
Benzene	ug/L	ND	0.50	08/17/20 16:50	
Bromobenzene	ug/L	ND	0.50	08/17/20 16:50	
Bromochloromethane	ug/L	ND	0.50	08/17/20 16:50	
Bromodichloromethane	ug/L	ND	0.50	08/17/20 16:50	
Bromoform	ug/L	ND	0.50	08/17/20 16:50	
Bromomethane	ug/L	ND	5.0	08/17/20 16:50	
Carbon tetrachloride	ug/L	ND	0.50	08/17/20 16:50	
Chlorobenzene	ug/L	ND	0.50	08/17/20 16:50	
Chloroethane	ug/L	ND	1.0	08/17/20 16:50	
Chloroform	ug/L	ND	0.50	08/17/20 16:50	
Chloromethane	ug/L	ND	1.0	08/17/20 16:50	
cis-1,2-Dichloroethene	ug/L	ND	0.50	08/17/20 16:50	
cis-1,3-Dichloropropene	ug/L	ND	0.50	08/17/20 16:50	
Dibromochloromethane	ug/L	ND	0.50	08/17/20 16:50	
Dibromomethane	ug/L	ND	0.50	08/17/20 16:50	
Dichlorodifluoromethane	ug/L	ND	0.50	08/17/20 16:50	
Diisopropyl ether	ug/L	ND	0.50	08/17/20 16:50	

Results presented on this page are in the units indicated by the "Units" column except where an alternate unit is presented to the right of the result.

REPORT OF LABORATORY ANALYSIS

This report shall not be reproduced, except in full,
without the written consent of Pace Analytical Services, LLC.

Pace Analytical Services, LLC
9800 Kincey Ave. Suite 100
Huntersville, NC 28078
(704)875-9092

QUALITY CONTROL DATA

Project: 2020-L1-2448 Incident
Pace Project No.: 92491028

METHOD BLANK: 2973474 Matrix: Water
Associated Lab Samples: 92491028001

Parameter	Units	Blank Result	Reporting Limit	Analyzed	Qualifiers
Ethylbenzene	ug/L	ND	0.50	08/17/20 16:50	
Hexachloro-1,3-butadiene	ug/L	ND	2.0	08/17/20 16:50	
Isopropylbenzene (Cumene)	ug/L	ND	0.50	08/17/20 16:50	
m&p-Xylene	ug/L	ND	1.0	08/17/20 16:50	
Methyl-tert-butyl ether	ug/L	ND	0.50	08/17/20 16:50	
Methylene Chloride	ug/L	ND	2.0	08/17/20 16:50	
n-Butylbenzene	ug/L	ND	0.50	08/17/20 16:50	
n-Propylbenzene	ug/L	ND	0.50	08/17/20 16:50	
Naphthalene	ug/L	ND	2.0	08/17/20 16:50	
o-Xylene	ug/L	ND	0.50	08/17/20 16:50	
sec-Butylbenzene	ug/L	ND	0.50	08/17/20 16:50	
Styrene	ug/L	ND	0.50	08/17/20 16:50	
tert-Butylbenzene	ug/L	ND	0.50	08/17/20 16:50	
Tetrachloroethene	ug/L	ND	0.50	08/17/20 16:50	
Toluene	ug/L	ND	0.50	08/17/20 16:50	
trans-1,2-Dichloroethene	ug/L	ND	0.50	08/17/20 16:50	
trans-1,3-Dichloropropene	ug/L	ND	0.50	08/17/20 16:50	
Trichloroethene	ug/L	ND	0.50	08/17/20 16:50	
Trichlorofluoromethane	ug/L	ND	1.0	08/17/20 16:50	
Vinyl chloride	ug/L	ND	1.0	08/17/20 16:50	
1,2-Dichloroethane-d4 (S)	%	89	70-130	08/17/20 16:50	
4-Bromofluorobenzene (S)	%	101	70-130	08/17/20 16:50	
Toluene-d8 (S)	%	103	70-130	08/17/20 16:50	

LABORATORY CONTROL SAMPLE: 2973475

Parameter	Units	Spike Conc.	LCS Result	LCS % Rec	% Rec Limits	Qualifiers
1,1,1,2-Tetrachloroethane	ug/L	50	61.4	123	60-140	
1,1,1-Trichloroethane	ug/L	50	54.1	108	60-140	
1,1,2,2-Tetrachloroethane	ug/L	50	59.1	118	60-140	
1,1,2-Trichloroethane	ug/L	50	60.7	121	60-140	
1,1-Dichloroethane	ug/L	50	54.3	109	60-140	
1,1-Dichloroethene	ug/L	50	50.6	101	60-140	
1,1-Dichloropropene	ug/L	50	58.0	116	60-140	
1,2,3-Trichlorobenzene	ug/L	50	53.7	107	60-140	
1,2,3-Trichloropropane	ug/L	50	56.5	113	60-140	
1,2,4-Trichlorobenzene	ug/L	50	54.9	110	60-140	
1,2,4-Trimethylbenzene	ug/L	50	57.3	115	60-140	
1,2-Dibromo-3-chloropropane	ug/L	50	61.2	122	60-140	
1,2-Dibromoethane (EDB)	ug/L	50	65.1	130	60-140	
1,2-Dichlorobenzene	ug/L	50	58.5	117	60-140	
1,2-Dichloroethane	ug/L	50	49.8	100	60-140	
1,2-Dichloropropane	ug/L	50	61.0	122	60-140	
1,3,5-Trimethylbenzene	ug/L	50	57.2	114	60-140	

Results presented on this page are in the units indicated by the "Units" column except where an alternate unit is presented to the right of the result.

REPORT OF LABORATORY ANALYSIS

This report shall not be reproduced, except in full,
without the written consent of Pace Analytical Services, LLC.

Pace Analytical Services, LLC
9800 Kincey Ave. Suite 100
Huntersville, NC 28078
(704)875-9092

QUALITY CONTROL DATA

Project: 2020-L1-2448 Incident
Pace Project No.: 92491028

LABORATORY CONTROL SAMPLE: 2973475

Parameter	Units	Spike Conc.	LCS Result	LCS % Rec	% Rec Limits	Qualifiers
1,3-Dichlorobenzene	ug/L	50	58.3	117	60-140	
1,3-Dichloropropane	ug/L	50	63.1	126	60-140	
1,4-Dichlorobenzene	ug/L	50	56.4	113	60-140	
2,2-Dichloropropane	ug/L	50	54.2	108	60-140	
2-Chlorotoluene	ug/L	50	56.9	114	60-140	
4-Chlorotoluene	ug/L	50	55.4	111	60-140	
Benzene	ug/L	50	55.6	111	60-140	
Bromobenzene	ug/L	50	56.1	112	60-140	
Bromochloromethane	ug/L	50	57.3	115	60-140	
Bromodichloromethane	ug/L	50	53.7	107	60-140	
Bromoform	ug/L	50	64.3	129	60-140	
Bromomethane	ug/L	50	65.5	131	60-140	
Carbon tetrachloride	ug/L	50	52.7	105	60-140	
Chlorobenzene	ug/L	50	56.4	113	60-140	
Chloroethane	ug/L	50	51.6	103	60-140	
Chloroform	ug/L	50	52.4	105	60-140	
Chloromethane	ug/L	50	42.3	85	60-140	
cis-1,2-Dichloroethene	ug/L	50	55.0	110	60-140	
cis-1,3-Dichloropropene	ug/L	50	67.3	135	60-140	
Dibromochloromethane	ug/L	50	65.2	130	60-140	
Dibromomethane	ug/L	50	57.0	114	60-140	
Dichlorodifluoromethane	ug/L	50	36.8	74	60-140	
Diisopropyl ether	ug/L	50	59.4	119	60-140	
Ethylbenzene	ug/L	50	54.4	109	60-140	
Hexachloro-1,3-butadiene	ug/L	50	52.2	104	60-140	
Isopropylbenzene (Cumene)	ug/L	50	55.3	111	60-140	
m&p-Xylene	ug/L	100	110	110	60-140	
Methyl-tert-butyl ether	ug/L	50	63.9	128	60-140	
Methylene Chloride	ug/L	50	49.5	99	60-140	
n-Butylbenzene	ug/L	50	53.6	107	60-140	
n-Propylbenzene	ug/L	50	54.9	110	60-140	
Naphthalene	ug/L	50	53.6	107	60-140	
o-Xylene	ug/L	50	56.8	114	60-140	
sec-Butylbenzene	ug/L	50	54.8	110	60-140	
Styrene	ug/L	50	61.5	123	60-140	
tert-Butylbenzene	ug/L	50	48.1	96	60-140	
Tetrachloroethene	ug/L	50	55.4	111	60-140	
Toluene	ug/L	50	51.8	104	60-140	
trans-1,2-Dichloroethene	ug/L	50	54.1	108	60-140	
trans-1,3-Dichloropropene	ug/L	50	62.6	125	60-140	
Trichloroethene	ug/L	50	58.9	118	60-140	
Trichlorofluoromethane	ug/L	50	42.0	84	60-140	
Vinyl chloride	ug/L	50	44.6	89	60-140	
1,2-Dichloroethane-d4 (S)	%			92	70-130	
4-Bromofluorobenzene (S)	%			99	70-130	
Toluene-d8 (S)	%			97	70-130	

Results presented on this page are in the units indicated by the "Units" column except where an alternate unit is presented to the right of the result.

REPORT OF LABORATORY ANALYSIS

This report shall not be reproduced, except in full,
without the written consent of Pace Analytical Services, LLC.

Pace Analytical Services, LLC
9800 Kincey Ave. Suite 100
Huntersville, NC 28078
(704)875-9092

QUALITY CONTROL DATA

Project: 2020-L1-2448 Incident
Pace Project No.: 92491028

MATRIX SPIKE & MATRIX SPIKE DUPLICATE: 2973476 2973477

Parameter	Units	92490836001 Result	MS Spike Conc.	MSD Spike Conc.	MS Result	MSD Result	MS % Rec	MSD % Rec	% Rec Limits	RPD	Qual
1,1,1,2-Tetrachloroethane	ug/L	<0.42	20	20	22.2	22.4	111	112	60-140	1	
1,1,1-Trichloroethane	ug/L	<0.28	20	20	23.0	22.9	115	114	60-140	0	
1,1,2,2-Tetrachloroethane	ug/L	<0.19	20	20	21.6	22.1	108	110	60-140	2	
1,1,2-Trichloroethane	ug/L	<0.23	20	20	22.8	22.6	114	113	60-140	1	
1,1-Dichloroethane	ug/L	<0.24	20	20	23.0	22.6	115	113	60-140	2	
1,1-Dichloroethene	ug/L	<0.22	20	20	23.2	23.2	116	116	60-140	0	
1,1-Dichloropropene	ug/L	<0.35	20	20	23.4	23.6	117	118	60-140	1	
1,2,3-Trichlorobenzene	ug/L	<0.78	20	20	20.0	19.5	100	98	60-140	3	
1,2,3-Trichloropropane	ug/L	<0.27	20	20	21.3	21.5	107	107	60-140	1	
1,2,4-Trichlorobenzene	ug/L	<0.44	20	20	20.0	19.7	100	98	60-140	1	
1,2,4-Trimethylbenzene	ug/L	<0.19	20	20	21.3	20.9	106	104	60-140	2	
1,2-Dibromo-3-chloropropane	ug/L	<0.38	20	20	22.8	22.7	114	113	60-140	1	
1,2-Dibromoethane (EDB)	ug/L	<0.23	20	20	23.5	23.8	117	119	60-140	1	
1,2-Dichlorobenzene	ug/L	<0.24	20	20	22.0	22.2	110	111	60-140	1	
1,2-Dichloroethane	ug/L	<0.26	20	20	20.1	19.9	101	99	60-140	1	
1,2-Dichloropropane	ug/L	<0.18	20	20	24.0	23.6	120	118	60-140	2	
1,3,5-Trimethylbenzene	ug/L	<0.23	20	20	21.8	21.5	109	107	60-140	1	
1,3-Dichlorobenzene	ug/L	<0.25	20	20	22.2	22.1	111	111	60-140	0	
1,3-Dichloropropane	ug/L	<0.34	20	20	22.8	23.0	114	115	60-140	1	
1,4-Dichlorobenzene	ug/L	<0.25	20	20	21.1	21.2	106	106	60-140	0	
2,2-Dichloropropane	ug/L	<0.28	20	20	21.4	20.9	107	104	60-140	3	
2-Chlorotoluene	ug/L	<0.21	20	20	22.7	22.2	113	111	60-140	2	
4-Chlorotoluene	ug/L	<0.21	20	20	22.0	21.9	110	110	60-140	0	
Benzene	ug/L	<0.24	20	20	22.6	22.5	113	113	60-140	0	
Bromobenzene	ug/L	<0.22	20	20	22.0	21.9	110	110	60-140	0	
Bromochloromethane	ug/L	<0.26	20	20	23.2	22.2	116	111	60-140	4	
Bromodichloromethane	ug/L	<0.18	20	20	20.9	20.2	105	101	60-140	3	
Bromoform	ug/L	<0.40	20	20	22.2	22.5	111	113	60-140	1	
Bromomethane	ug/L	<1.7	20	20	28.6	28.5	143	143	60-140	0	P5
Carbon tetrachloride	ug/L	<0.23	20	20	23.2	22.6	116	113	60-140	3	
Chlorobenzene	ug/L	<0.22	20	20	22.4	22.2	112	111	60-140	1	
Chloroethane	ug/L	<0.58	20	20	23.7	23.1	118	116	60-140	2	
Chloroform	ug/L	<0.35	20	20	21.7	21.8	109	109	60-140	0	
Chloromethane	ug/L	<0.42	20	20	20.9	20.6	104	103	60-140	1	
cis-1,2-Dichloroethene	ug/L	<0.21	20	20	22.9	22.7	115	113	60-140	1	
cis-1,3-Dichloropropene	ug/L	<0.36	20	20	23.7	23.8	118	119	60-140	1	
Dibromochloromethane	ug/L	<0.40	20	20	22.6	22.5	113	112	60-140	0	
Dibromomethane	ug/L	<0.31	20	20	22.6	22.7	113	113	60-140	1	
Dichlorodifluoromethane	ug/L	<0.28	20	20	19.8	19.8	99	99	60-140	0	
Diisopropyl ether	ug/L	<0.33	20	20	23.2	23.0	116	115	60-140	1	
Ethylbenzene	ug/L	<0.24	20	20	22.1	22.0	111	110	60-140	1	
Hexachloro-1,3-butadiene	ug/L	<1.2	20	20	18.1	17.1	90	85	60-140	6	
Isopropylbenzene (Cumene)	ug/L	<0.24	20	20	22.4	22.0	112	110	60-140	2	
m&p-Xylene	ug/L	<0.44	40	40	45.2	44.0	113	110	60-140	3	
Methyl-tert-butyl ether	ug/L	0.46J	20	20	23.8	24.1	117	118	60-140	1	
Methylene Chloride	ug/L	<1.5	20	20	21.2	20.9	106	105	60-140	1	

Results presented on this page are in the units indicated by the "Units" column except where an alternate unit is presented to the right of the result.

REPORT OF LABORATORY ANALYSIS

This report shall not be reproduced, except in full,
without the written consent of Pace Analytical Services, LLC.

Pace Analytical Services, LLC
9800 Kincey Ave. Suite 100
Huntersville, NC 28078
(704)875-9092

QUALITY CONTROL DATA

Project: 2020-L1-2448 Incident
Pace Project No.: 92491028

MATRIX SPIKE & MATRIX SPIKE DUPLICATE: 2973476 2973477

Parameter	Units	92490836001 Result	MS Spike Conc.	MSD Spike Conc.	MS Result	MSD Result	MS % Rec	MSD % Rec	% Rec Limits	RPD	Qual
n-Butylbenzene	ug/L	<0.35	20	20	19.5	19.5	98	98	60-140	0	
n-Propylbenzene	ug/L	<0.24	20	20	21.7	21.9	109	110	60-140	1	
Naphthalene	ug/L	<0.66	20	20	21.0	21.0	105	105	60-140	0	
o-Xylene	ug/L	<0.24	20	20	22.5	22.1	113	110	60-140	2	
sec-Butylbenzene	ug/L	<0.25	20	20	21.3	21.1	106	106	60-140	1	
Styrene	ug/L	<0.26	20	20	23.0	22.4	115	112	60-140	2	
tert-Butylbenzene	ug/L	<0.25	20	20	19.4	18.7	97	93	60-140	4	
Tetrachloroethene	ug/L	<0.23	20	20	22.3	22.1	111	111	60-140	1	
Toluene	ug/L	<0.23	20	20	22.1	21.5	110	108	60-140	2	
trans-1,2-Dichloroethene	ug/L	<0.26	20	20	21.6	22.6	108	113	60-140	4	
trans-1,3-Dichloropropene	ug/L	<0.39	20	20	22.7	22.5	114	113	60-140	1	
Trichloroethene	ug/L	<0.23	20	20	23.2	23.1	116	115	60-140	1	
Trichlorofluoromethane	ug/L	<0.34	20	20	21.4	19.6	107	98	60-140	9	
Vinyl chloride	ug/L	<0.41	20	20	21.8	21.4	109	107	60-140	2	
1,2-Dichloroethane-d4 (S)	%						100	95	70-130		
4-Bromofluorobenzene (S)	%						100	99	70-130		
Toluene-d8 (S)	%						99	98	70-130		

Results presented on this page are in the units indicated by the "Units" column except where an alternate unit is presented to the right of the result.

REPORT OF LABORATORY ANALYSIS

This report shall not be reproduced, except in full,
without the written consent of Pace Analytical Services, LLC.

Pace Analytical Services, LLC
9800 Kincey Ave. Suite 100
Huntersville, NC 28078
(704)875-9092

QUALIFIERS

Project: 2020-L1-2448 Incident
Pace Project No.: 92491028

DEFINITIONS

DF - Dilution Factor, if reported, represents the factor applied to the reported data due to dilution of the sample aliquot.

ND - Not Detected at or above adjusted reporting limit.

TNTC - Too Numerous To Count

J - Estimated concentration above the adjusted method detection limit and below the adjusted reporting limit.

MDL - Adjusted Method Detection Limit.

PQL - Practical Quantitation Limit.

RL - Reporting Limit - The lowest concentration value that meets project requirements for quantitative data with known precision and bias for a specific analyte in a specific matrix.

S - Surrogate

1,2-Diphenylhydrazine decomposes to and cannot be separated from Azobenzene using Method 8270. The result for each analyte is a combined concentration.

Consistent with EPA guidelines, unrounded data are displayed and have been used to calculate % recovery and RPD values.

LCS(D) - Laboratory Control Sample (Duplicate)

MS(D) - Matrix Spike (Duplicate)

DUP - Sample Duplicate

RPD - Relative Percent Difference

NC - Not Calculable.

SG - Silica Gel - Clean-Up

U - Indicates the compound was analyzed for, but not detected.

Acid preservation may not be appropriate for 2 Chloroethylvinyl ether.

A separate vial preserved to a pH of 4-5 is recommended in SW846 Chapter 4 for the analysis of Acrolein and Acrylonitrile by EPA Method 8260.

N-Nitrosodiphenylamine decomposes and cannot be separated from Diphenylamine using Method 8270. The result reported for each analyte is a combined concentration.

Pace Analytical is TNI accredited. Contact your Pace PM for the current list of accredited analytes.

TNI - The NELAC Institute.

ANALYTE QUALIFIERS

P5 The EPA or method required sample preservation degrades this compound, therefore acceptable recoveries may not be achieved in sample matrix spikes.

This report shall not be reproduced, except in full,
without the written consent of Pace Analytical Services, LLC.

Pace Analytical Services, LLC
9800 Kincey Ave. Suite 100
Huntersville, NC 28078
(704)875-9092

QUALITY CONTROL DATA CROSS REFERENCE TABLE

Project: 2020-L1-2448 Incident
Pace Project No.: 92491028

Lab ID	Sample ID	QC Batch Method	QC Batch	Analytical Method	Analytical Batch
92491028001	**13822 H/C Rd.**	EPA 3010A	560420	EPA 6010D	560429
92491028001	**13822 H/C Rd.**	SM 6200B	560434		

This report shall not be reproduced, except in full,
without the written consent of Pace Analytical Services, LLC.

CHAIN-OF-CUSTODY Analytical Request Document

Pace Analytical

Chain-of-Custody is a LEGAL DOCUMENT - Complete all relevent fields

WO# : 92491028

92491028

Page 14 of 31

Company: Apex Companies, LLC	Billing Information:
Address:	
Report To: Andrew Street	Email To: Emily Little & Andrew Street
Copy To:	Site Collection Info/Address: 13822 Huntersville Concord Rd.
Customer Project Name/Number: Colonial Huntersville Release	State: NC County/City: Huntersville Time Zone Collected: [ ] PT [ ] MT [ ] CT [ ] ET
Phone: Email:	Site/Facility ID #: Compliance Monitoring? [ ] Yes [ ] No
Collected By (print): Gordon O'Toole	Purchase Order #: Quote #: DW PWS ID #: DW Location Code:
Collected By (signature):	Turnaround Date Required: ASAP Immediately Packed on Ice: [X] Yes [ ] No
Sample Disposal: [ ] Dispose as appropriate [ ] Return [ ] Archive: [ ] Hold:	Rush: [ ] Same Day [ ] Next Day [ ] 2 Day [ ] 3 Day [ ] 4 Day [ ] 5 Day (Expedite Charges Apply) Field Filtered (if applicable): [ ] Yes [X] No Analysis:

* Matrix Codes (Insert in Matrix box below): Drinking Water (DW), Ground Water (GW), Wastewater (WW), Product (P), Soil/Solid (SL), Oil (OL), Wipe (WP), Air (AR), Tissue (TS), Bioassay (B), Vapor (V), Other (OT)

Customer Sample ID	Matrix *	Comp / Grab	Collected (or Composite Start) Date	Collected (or Composite Start) Time	Composite End Date	Composite End Time	Res Cl	# of Ctns	Analyses: VOCs SM 6200B	MADEP VPH	Lead
13822 H/C Rd.	DW	G	—	—	8/16/20	14:05		8	X	X	X

Container Preservative Type

Lab Project Manager:

** Preservative Types: (1) nitric acid, (2) sulfuric acid, (3) hydrochloric acid, (4) sodium hydroxide, (5) zinc acetate, (6) methanol, (7) sodium bisulfate, (8) sodium thiosulfate, (9) hexane, (A) ascorbic acid, (B) ammonium sulfate, (C) ammonium hydroxide, (D) TSP, (U) Unpreserved, (O) Other _____

Lab Profile/Line:

Lab Sample Receipt Checklist:

Custody Seals Present/Intact	Y N NA
Custody Signatures Present	Y N NA
Collector Signature Present	Y N NA
Bottles Intact	Y N NA
Correct Bottles	Y N NA
Sufficient Volume	Y N NA
Samples Received on Ice	Y N NA
VOA - Headspace Acceptable	Y N NA
USDA Regulated Soils	Y N NA
Samples in Holding Time	Y N NA
Residual Chlorine Present	Y N NA
Cl Strips:	
Sample pH Acceptable	Y N NA
pH Strips: 232518	
Sulfide Present	Y N NA
Lead Acetate Strips:	

LAB USE ONLY:
Lab Sample # / Comments:

92491028

Customer Remarks / Special Conditions / Possible Hazards:

Type of Ice Used: Wet Blue Dry None

Packing Material Used: Bubble bag

Radchem sample(s) screened (<500 cpm): Y N NA

SHORT HOLDS PRESENT (<72 hours): Y N N/A

Lab Tracking #: 2538651

Samples received via: FEDEX UPS Client Courier Pace Courier

Lab Sample Temperature Info:
Temp Blank Received: Y N NA
Therm ID#: 92TOC1
Cooler 1 Temp Upon Receipt: 6.0 oC
Cooler 1 Therm Corr. Factor: 0.0 oC
Cooler 1 Corrected Temp: 6.0 oC
Comments:

Relinquished by/Company: (Signature)	Date/Time:	Received by/Company: (Signature)	Date/Time:
	8/17/20	AMP PACE	8:38 8-17-20
Relinquished by/Company: (Signature)	Date/Time:	Received by/Company: (Signature)	Date/Time:
Relinquished by/Company: (Signature)	Date/Time:	Received by/Company: (Signature)	Date/Time:

MTJL LAB USE ONLY
Table #:
Acctnum:
Template:
Prelogin:
PM:
PB:

Trip Blank Received: Y N NA
HCL MeOH TSP Other

Non Conformance(s): YES / NO

Page: _____ of: _____

***Check mark top half of box if pH and/or dechlorination is verified and within the acceptance range for preservation samples.**

Exceptions: VOA, Coliform, TOC, Oil and Grease, DRO/8015 (water) DOC, LLHg

****Bottom half of box is to list number of bottle**

Project # WO# : 92491028

PM: AMB Due Date: 08/18/20

CLIENT: 92-APEX MOOR

Item#	BP4U-125 mL Plastic Unpreserved (N/A) (Cl-)	BP3U-250 mL Plastic Unpreserved (N/A)	BP2U-500 mL Plastic Unpreserved (N/A)	BP1U-1 liter Plastic Unpreserved (N/A)	BP4S-125 mL Plastic H2SO4 (pH < 2) (Cl-)	BP3N-250 mL plastic HNO3 (pH < 2)	BP4Z-125 mL Plastic ZN Acetate & NaOH (>9)	BP4C-125 mL Plastic NaOH (pH > 12) (Cl-)	WGFU-Wide-mouthed Glass jar Unpreserved	AG1U-1 liter Amber Unpreserved (N/A) (Cl-)	AG1H-1 liter Amber HCl (pH < 2)	AG3U-250 mL Amber Unpreserved (N/A) (Cl-)	AG1S-1 liter Amber H2SO4 (pH < 2)	AG3S-250 mL Amber H2SO4 (pH < 2)	AG3A(DG3A)-250 mL Amber NH4Cl (N/A)(Cl-)	DG9H-40 mL VOA HCl (N/A)	VG9T-40 mL VOA Na2S2O3 (N/A)	VG9U-40 mL VOA Unp (N/A)	DG9P-40 mL VOA H3PO4 (N/A)	VOAK (6 vials per kit)-5035 kit (N/A)	V/GK (3 vials per kit)-VPH/Gas kit (N/A)	SP5T-125 mL Sterile Plastic (N/A – lab)	SP2T-250 mL Sterile Plastic (N/A – lab)		BP3A-250 mL Plastic (NH2)2SO4 (9.3-9.7)	AG0U-100 mL Amber Unpreserved vials (N/A)	VSGU-20 mL Scintillation vials (N/A)	DG9U-40 mL Amber Unpreserved vials (N/A)
1	\					1					\		\	\	\	1										\	\		
2	\																									\	\		
3	\																									\	\		
4	\																									\	\		
5	\																									\	\		
6	\																									\	\		
7	\																									\	\		
8	\																									\	\		
9	\																									\	\		
10	\																									\	\		
11	\																									\	\		
12	\																									\	\		

pH Adjustment Log for Preserved Samples

Sample ID	Type of Preservative	pH upon receipt	Date preservation adjusted	Time preservation adjusted	Amount of Preservative added	Lot #

Note: Whenever there is a discrepancy affecting North Carolina compliance samples, a copy of this form will be sent to the North Carolina DEHNR Certification Office (i.e. Out of hold, incorrect preservative, out of temp, incorrect containers.

Report of Analysis

Pace Analytical Services, Inc.
9800 Kincey Avenue
Suite 100
Huntersville, NC 28078
Attention: Angela M. Baioni

Project Name: Colonial Huntersville Release

Project Number: 92491028

Lot Number:**VH18008**

Date Completed:08/19/2020

08/19/2020 9:45 AM
Approved and released by:
Project Manager II: **Cathy S. Dover**

The electronic signature above is the equivalent of a handwritten signature.
This report shall not be reproduced, except in its entirety, without the written approval of Pace Analytical Services, LLC.

Case Narrative
Pace Analytical Services, Inc.
Lot Number: VH18008

This Report of Analysis contains the analytical result(s) for the sample(s) listed on the Sample Summary following this Case Narrative. The sample receiving date is documented in the header information associated with each sample.

All results listed in this report relate only to the samples that are contained within this report.

Sample receipt, sample analysis, and data review have been performed in accordance with the most current approved NELAC standards, the Pace Analytical Services, LLC ("Pace") Quality Assurance Management Plan (QAMP), standard operating procedures (SOPs), and Pace policies. Any exceptions to the NELAC standards, the QAMP, SOPs or policies are qualified on the results page or discussed below.

If you have any questions regarding this report please contact the Pace Project Manager listed on the cover page.

Sample Summary

Pace Analytical Services, Inc.

Lot Number: VH18008

Project Name: Colonial Huntersville Release

Project Number: 92491028

Sample Number	Sample ID	Matrix	Date Sampled	Date Received
001	13822 H/C Rd.	Aqueous	08/16/2020 1405	08/18/2020

(1 sample)

Detection Summary

Pace Analytical Services, Inc.

Lot Number: VH18008

Project Name: Colonial Huntersville Release

Project Number: 92491028

Sample	Sample ID	Matrix	Parameter	Method	Result	Q	Units	Page

(0 detections)

MADEP VPH (aliphatics)

Client: Pace Analytical Services, Inc. | Laboratory ID: VH18008-001
Description: 13822 H/C Rd. | Matrix: Aqueous
Date Sampled: 08/16/2020 1405 | Project Name: Colonial Huntersville Release
Date Received: 08/18/2020 | Project Number: 92491028

Run	Prep Method	Analytical Method	Dilution	Analysis Date	Analyst	Prep Date	Batch
1	VPH	MADEP-VPH-18-2.1	1	08/18/2020 1723	ECB		63876

Parameter	CAS Number	Analytical Method	Result	Q	LOQ	Units	Run
C5 - C8 Aliphatics		MADEP-VPH-18-	ND		75	ug/L	1
C9 - C12 Aliphatics		MADEP-VPH-18-	ND		75	ug/L	1

Surrogate	Q	Run 1 % Recovery	Acceptance Limits
2,5-Dibromotoluene (FID)		102	70-130

LOQ = Limit of Quantitation
ND = Not detected at or above the LOQ
H = Out of holding time
B = Detected in the method blank
N = Recovery is out of criteria
W = Reported on wet weight basis
E = Quantitation of compound exceeded the calibration range
P = The RPD between two GC columns exceeds 40%

Pace Analytical Services, LLC *(formerly Shealy Environmental Services, Inc.)*
106 Vantage Point Drive West Columbia, SC 29172 (803) 791-9700 Fax (803) 791-9111 www.pacelabs.com

MADEP VPH (aromatics)

Client: Pace Analytical Services, Inc. | Laboratory ID: VH18008-001

Description: 13822 H/C Rd. | Matrix: Aqueous

Date Sampled: 08/16/2020 1405 | Project Name: Colonial Huntersville Release

Date Received: 08/18/2020 | Project Number: 92491028

Run	Prep Method	Analytical Method	Dilution	Analysis Date	Analyst	Prep Date	Batch
1	VPH	MADEP-VPH-18-2.1	1	08/18/2020 1723	ECB		63877

Parameter	CAS Number	Analytical Method	Result	Q	LOQ	Units	Run
C9 - C10 Aromatics		MADEP-VPH-18-	ND		25	ug/L	1

Surrogate	Q	Run 1 % Recovery	Acceptance Limits
2,5-Dibromotoluene (PID)		101	70-130

LOQ = Limit of Quantitation
ND = Not detected at or above the LOQ
H = Out of holding time
B = Detected in the method blank
N = Recovery is out of criteria
W = Reported on wet weight basis
E = Quantitation of compound exceeded the calibration range
P = The RPD between two GC columns exceeds 40%

Pace Analytical Services, LLC *(formerly Shealy Environmental Services, Inc.)*
106 Vantage Point Drive West Columbia, SC 29172 (803) 791-9700 Fax (803) 791-9111 www.pacelabs.com

QC Summary

MADEP VPH (aliphatics) - MB

Sample ID: VQ63876-001
Batch: 63876
Analytical Method: MADEP-VPH-18-2.1

Matrix: Aqueous
Prep Method: VPH

Parameter	Result	Q	Dil	LOQ	Units	Analysis Date
C5 - C8 Aliphatics	ND		1	75	ug/L	08/18/2020 1125
C9 - C12 Aliphatics	ND		1	75	ug/L	08/18/2020 1125

Surrogate	Q	% Rec	Acceptance Limit
2,5-Dibromotoluene (FID)		100	70-130

LOQ = Limit of Quantitation
DL = Detection Limit
LOD = Limit of Detection

P = The RPD between two GC columns exceeds 40%
J = Estimated result < LOQ and ≥ DL
ND = Not detected at or above the LOQ

N = Recovery is out of criteria
+ = RPD is out of criteria

Note: Calculations are performed before rounding to avoid round-off errors in calculated results

MADEP VPH (aliphatics) - LCS

Sample ID: VQ63876-002
Batch: 63876
Analytical Method: MADEP-VPH-18-2.1

Matrix: Aqueous
Prep Method: VPH

Parameter	Spike Amount (ug/L)	Result (ug/L)	Q	Dil	% Rec	% Rec Limit	Analysis Date
C5 - C8 Aliphatics	150	130		1	87	70-130	08/18/2020 1028
C9 - C12 Aliphatics	180	150		1	83	70-130	08/18/2020 1028

Surrogate	Q	% Rec	Acceptance Limit
2,5-Dibromotoluene (FID)		84	70-130

LOQ = Limit of Quantitation
DL = Detection Limit
LOD = Limit of Detection

P = The RPD between two GC columns exceeds 40%
J = Estimated result < LOQ and ≥ DL
ND = Not detected at or above the LOQ

N = Recovery is out of criteria
+ = RPD is out of criteria

Note: Calculations are performed before rounding to avoid round-off errors in calculated results

MADEP VPH (aliphatics) - LCSD

Sample ID: VQ63876-003
Batch: 63876
Analytical Method: MADEP-VPH-18-2.1

Matrix: Aqueous
Prep Method: VPH

Parameter	Spike Amount (ug/L)	Result (ug/L)	Q	Dil	% Rec	% RPD	% Rec Limit	% RPD Limit	Analysis Date
C5 - C8 Aliphatics	150	140		1	92	5.2	70-130	25	08/18/2020 1057
C9 - C12 Aliphatics	180	160		1	89	7.0	70-130	25	08/18/2020 1057

Surrogate	Q	% Rec	Acceptance Limit
2,5-Dibromotoluene (FID)		90	70-130

LOQ = Limit of Quantitation
DL = Detection Limit
LOD = Limit of Detection

P = The RPD between two GC columns exceeds 40%
J = Estimated result < LOQ and ≥ DL
ND = Not detected at or above the LOQ

N = Recovery is out of criteria
+ = RPD is out of criteria

Note: Calculations are performed before rounding to avoid round-off errors in calculated results

MADEP VPH (aromatics) - MB

Sample ID: VQ63877-001
Batch: 63877
Analytical Method: MADEP-VPH-18-2.1

Matrix: Aqueous
Prep Method: VPH

Parameter	Result	Q	Dil	LOQ	Units	Analysis Date
C9 - C10 Aromatics	ND		1	25	ug/L	08/18/2020 1125

Surrogate	Q	% Rec	Acceptance Limit
2,5-Dibromotoluene (PID)		98	70-130

LOQ = Limit of Quantitation
DL = Detection Limit
LOD = Limit of Detection

P = The RPD between two GC columns exceeds 40%
J = Estimated result < LOQ and ≥ DL
ND = Not detected at or above the LOQ

N = Recovery is out of criteria
+ = RPD is out of criteria

Note: Calculations are performed before rounding to avoid round-off errors in calculated results

MADEP VPH (aromatics) - LCS

Sample ID: VQ63877-002
Batch: 63877
Analytical Method: MADEP-VPH-18-2.1

Matrix: Aqueous
Prep Method: VPH

Parameter	Spike Amount (ug/L)	Result (ug/L)	Q	Dil	% Rec	% Rec Limit	Analysis Date
C9 - C10 Aromatics	25	22		1	87	70-130	08/18/2020 1028

Surrogate	Q	% Rec	Acceptance Limit
2,5-Dibromotoluene (PID)		85	70-130

LOQ = Limit of Quantitation
DL = Detection Limit
LOD = Limit of Detection

P = The RPD between two GC columns exceeds 40%
J = Estimated result < LOQ and ≥ DL
ND = Not detected at or above the LOQ

N = Recovery is out of criteria
+ = RPD is out of criteria

Note: Calculations are performed before rounding to avoid round-off errors in calculated results

MADEP VPH (aromatics) - LCSD

Sample ID: VQ63877-003
Batch: 63877
Analytical Method: MADEP-VPH-18-2.1

Matrix: Aqueous
Prep Method: VPH

Parameter	Spike Amount (ug/L)	Result (ug/L)	Q	Dil	% Rec	% RPD	% Rec Limit	% RPD Limit	Analysis Date
C9 - C10 Aromatics	25	23		1	93	6.7	70-130	25	08/18/2020 1057

Surrogate	Q	% Rec	Acceptance Limit
2,5-Dibromotoluene (PID)		90	70-130

LOQ = Limit of Quantitation
DL = Detection Limit
LOD = Limit of Detection

P = The RPD between two GC columns exceeds 40%
J = Estimated result < LOQ and ≥ DL
ND = Not detected at or above the LOQ

N = Recovery is out of criteria
+ = RPD is out of criteria

Note: Calculations are performed before rounding to avoid round-off errors in calculated results

Chain of Custody

and

Miscellaneous Documents

Internal Transfer Chain of Custody

Pace Analytical

www.pacelabs.com

☐ Samples Pre-Logged into eCOC.

State Of Origin: NC
Cert. Needed: ☑ Yes ☐ No
Owner Received Date: 8/17/2020 Results Requested By: 8/18/2020

Workorder: 92491028 **Workorder Name:** Colonial Huntersville Release

Report To	Subcontract To
Angela Baioni Pace Analytical Charlotte 9800 Kincey Ave. Suite 100 Huntersville, NC 28078 Phone (704)875-9092	Pace Analytical West Columbia 108 Vantage Point Drive West Columbia, SC 29172 Phone (803)791-9700

Requested Analysis

VH18008

GSD

Item	Sample ID	Sample Type	Collect Date/Time	Lab ID	Matrix	Preserved Containers: HCl	NC VHH	LAB USE ONLY
1	13822 HC Rd.	PS	8/16/2020 14:05	92491028001	Water	3	X	
2								
3								
4								
5								

Transfers	Released By	Date/Time	Received By	Date/Time
1	PACE	8-17-2020 1400		
2				
3	FedEx	8/18/2020 1157		8/18/2020 1157

Comments: RUSH

Cooler Temperature on Receipt 4.0 °C | Custody Seal Y or N | Received on Ice Y or N | Samples Intact Y or N

****In order to maintain client confidentiality, location/name of the sampling site, sampler's name and signature may not be provided on this COC document. This chain of custody is considered complete as is since this information is available in the owner laboratory.*

Pace Analytical Services, LLC (formerly Shealy Environmental Services, Inc.)
106 Vantage Point Drive West Columbia, SC 29172 (803) 791-9700 Fax (803) 791-9111 www.pacelabs.com

Shealy Environmental Services, Inc.
Document Number: ME0018C-H

Page 1 of 1
Effective Date: 8/2/2018

Sample Receipt Checklist (SRC)

Client: PACE Cooler Inspected by/date: JSH / 08/18/2020 Lot #: VH18008

Means of receipt: ☐ SESI ☐ Client ☐ UPS ☑ FedEx ☐ Other:

☐ Yes	☑ No		1. Were custody seals present on the cooler?
☐ Yes	☐ No	☑ NA	2. If custody seals were present, were they intact and unbroken?

pH Strip ID: NA Chlorine Strip ID: NA Tested by: NA
Original temperature upon receipt / Derived (Corrected) temperature upon receipt %Solid Snap-Cup ID: NA
4.0 / 4.0 °C NA / NA °C NA / NA °C NA / NA °C
Method: ☐ Temperature Blank ☑ Against Bottles IR Gun ID: 5 IR Gun Correction Factor: 0 °C
Method of coolant: ☑ Wet Ice ☐ Ice Packs ☐ Dry Ice ☐ None

☐ Yes	☐ No	☑ NA	3. If temperature of any cooler exceeded 6.0°C, was Project Manager Notified? PM was Notified by: phone / email / face-to-face (circle one).
☑ Yes	☐ No	☐ NA	4. Is the commercial courier's packing slip attached to this form?
☑ Yes	☐ No		5. Were proper custody procedures (relinquished/received) followed?
☑ Yes	☐ No		6. Were sample IDs listed on the COC?
☑ Yes	☐ No		7. Were sample IDs listed on all sample containers?
☑ Yes	☐ No		8. Was collection date & time listed on the COC?
☑ Yes	☐ No		9. Was collection date & time listed on all sample containers?
☑ Yes	☐ No		10. Did all container label information (ID, date, time) agree with the COC?
☑ Yes	☐ No		11. Were tests to be performed listed on the COC?
☑ Yes	☐ No		12. Did all samples arrive in the proper containers for each test and/or in good condition (unbroken, lids on, etc.)?
☑ Yes	☐ No		13. Was adequate sample volume available?
☑ Yes	☐ No		14. Were all samples received within ½ the holding time or 48 hours, whichever comes first?
☐ Yes	☑ No		15. Were any samples containers missing/excess (circle one) samples Not listed on COC?
☐ Yes	☑ No	☐ NA	16. For VOA and RSK-175 samples, were bubbles present >"pea-size" (¼" or 6mm in diameter) in any of the VOA vials?
☐ Yes	☐ No	☑ NA	17. Were all DRO/metals/nutrient samples received at a pH of < 2?
☐ Yes	☐ No	☑ NA	18. Were all cyanide samples received at a pH > 12 and sulfide samples received at a pH > 9?
☐ Yes	☐ No	☑ NA	19. Were all applicable NH_3/TKN/cyanide/phenol/625 (< 0.5mg/L) samples free of residual chlorine?
☐ Yes	☐ No	☑ NA	20. Were client remarks/requests (i.e. requested dilutions, MS/MSD designations, etc…) correctly transcribed from the COC into the comment section in LIMS?
☐ Yes	☑ No		21. Was the quote number listed on the container label? If yes, Quote # NA

Sample Preservation (Must be completed for any sample(s) incorrectly preserved or with headspace.)

Sample(s) NA were received incorrectly preserved and were adjusted accordingly in sample receiving with NA mL of circle one: H2SO4, HNO3, HCl, NaOH using SR # NA.
Time of preservation NA. If more than one preservative is needed, please note in the comments below.

Sample(s) NA were received with bubbles >6 mm in diameter.

Samples(s) NA were received with TRC > 0.5 mg/L (If #19 is *no*) and were adjusted accordingly in sample receiving with sodium thiosulfate ($Na_2S_2O_3$) with Shealy ID: NA.

SR barcode labels applied by: CMS2 Date: 08/18/2020

Comments:

Pace Analytical Services, LLC
9800 Kincey Ave. Suite 100
Huntersville, NC 28078
(704)875-9092

August 31, 2020

Andrew Street
Apex Companies - NC
5900 Northwoods Business Pkwy
Suite 5900-0
Charlotte, NC 28269

RE: Project: 2020-L1-2448 Incident
Pace Project No.: 92491029

Dear Andrew Street:

Enclosed are the analytical results for sample(s) received by the laboratory on August 17, 2020. The results relate only to the samples included in this report. Results reported herein conform to the applicable TNI/NELAC Standards and the laboratory's Quality Manual, where applicable, unless otherwise noted in the body of the report.

The test results provided in this final report were generated by each of the following laboratories within the Pace Network:

- Pace Analytical Services - Asheville
- Pace Analytical Services - Charlotte

If you have any questions concerning this report, please feel free to contact me.

Sincerely,

Angela M. Baioni

Angela Baioni
angela.baioni@pacelabs.com
(704)875-9092
Project Manager

Enclosures

cc: J Culbreath, Colonial Pipeline Company
Robert Hughes, Colonial Pipeline
Margaret King, APEX Companies, LLC
Emily Little, Apex Companies
Jeff Morrison, Colonial Pipeline Company
Tom Naumann, APEX Companies - NC
Joe Nicolette, Montrose-EPS
Christopher Schultz, Apex Companies
J Tate, Colonial Pipeline Company
Alex Testoff, Montrose-EPS
Michael Verdon, Colonial Pipeline Company
JM Wyatt, Colonial Pipeline Company

REPORT OF LABORATORY ANALYSIS

This report shall not be reproduced, except in full,
without the written consent of Pace Analytical Services, LLC.

Pace Analytical Services, LLC
9800 Kincey Ave. Suite 100
Huntersville, NC 28078
(704)875-9092

CERTIFICATIONS

Project: 2020-L1-2448 Incident
Pace Project No.: 92491029

Pace Analytical Services Charlotte
9800 Kincey Ave. Ste 100, Huntersville, NC 28078
Louisiana/NELAP Certification # LA170028
North Carolina Drinking Water Certification #: 37706
North Carolina Field Services Certification #: 5342
North Carolina Wastewater Certification #: 12
South Carolina Certification #: 99006001
Florida/NELAP Certification #: E87627
Kentucky UST Certification #: 84
Virginia/VELAP Certification #: 460221

Pace Analytical Services Asheville
2225 Riverside Drive, Asheville, NC 28804
Florida/NELAP Certification #: E87648
Massachusetts Certification #: M-NC030
North Carolina Drinking Water Certification #: 37712
North Carolina Wastewater Certification #: 40
South Carolina Certification #: 99030001
Virginia/VELAP Certification #: 460222

This report shall not be reproduced, except in full,
without the written consent of Pace Analytical Services, LLC.

Pace Analytical Services, LLC
9800 Kincey Ave. Suite 100
Huntersville, NC 28078
(704)875-9092

SAMPLE ANALYTE COUNT

Project: 2020-L1-2448 Incident
Pace Project No.: 92491029

Lab ID	Sample ID	Method	Analysts	Analytes Reported	Laboratory
92491029001	**14226_HC_Rd**	EPA 6010D	DS	1	PASI-A
		SM 6200B	CL	63	PASI-C

PASI-A = Pace Analytical Services - Asheville
PASI-C = Pace Analytical Services - Charlotte

This report shall not be reproduced, except in full,
without the written consent of Pace Analytical Services, LLC.

Pace Analytical Services, LLC
9800 Kincey Ave. Suite 100
Huntersville, NC 28078
(704)875-9092

ANALYTICAL RESULTS

Project: 2020-L1-2448 Incident
Pace Project No.: 92491029

Sample: 14226_HC_Rd **Lab ID: 92491029001** Collected: 08/16/20 13:10 Received: 08/17/20 08:38 Matrix: Water

Parameters	Results	Units	Report Limit	DF	Prepared	Analyzed	CAS No.	Qual
6010 MET ICP	Analytical Method: EPA 6010D Preparation Method: EPA 3010A Pace Analytical Services - Asheville							
Lead	ND	ug/L	5.0	1	08/17/20 13:40	08/17/20 19:21	7439-92-1	
6200B MSV	Analytical Method: SM 6200B Pace Analytical Services - Charlotte							
Benzene	ND	ug/L	0.50	1		08/17/20 17:26	71-43-2	
Bromobenzene	ND	ug/L	0.50	1		08/17/20 17:26	108-86-1	
Bromochloromethane	ND	ug/L	0.50	1		08/17/20 17:26	74-97-5	
Bromodichloromethane	ND	ug/L	0.50	1		08/17/20 17:26	75-27-4	
Bromoform	ND	ug/L	0.50	1		08/17/20 17:26	75-25-2	
Bromomethane	ND	ug/L	5.0	1		08/17/20 17:26	74-83-9	
n-Butylbenzene	ND	ug/L	0.50	1		08/17/20 17:26	104-51-8	
sec-Butylbenzene	ND	ug/L	0.50	1		08/17/20 17:26	135-98-8	
tert-Butylbenzene	ND	ug/L	0.50	1		08/17/20 17:26	98-06-6	
Carbon tetrachloride	ND	ug/L	0.50	1		08/17/20 17:26	56-23-5	
Chlorobenzene	ND	ug/L	0.50	1		08/17/20 17:26	108-90-7	
Chloroethane	ND	ug/L	1.0	1		08/17/20 17:26	75-00-3	
Chloroform	ND	ug/L	0.50	1		08/17/20 17:26	67-66-3	
Chloromethane	ND	ug/L	1.0	1		08/17/20 17:26	74-87-3	
2-Chlorotoluene	ND	ug/L	0.50	1		08/17/20 17:26	95-49-8	
4-Chlorotoluene	ND	ug/L	0.50	1		08/17/20 17:26	106-43-4	
1,2-Dibromo-3-chloropropane	ND	ug/L	1.0	1		08/17/20 17:26	96-12-8	
Dibromochloromethane	ND	ug/L	0.50	1		08/17/20 17:26	124-48-1	
1,2-Dibromoethane (EDB)	ND	ug/L	0.50	1		08/17/20 17:26	106-93-4	
Dibromomethane	ND	ug/L	0.50	1		08/17/20 17:26	74-95-3	
1,2-Dichlorobenzene	ND	ug/L	0.50	1		08/17/20 17:26	95-50-1	
1,3-Dichlorobenzene	ND	ug/L	0.50	1		08/17/20 17:26	541-73-1	
1,4-Dichlorobenzene	ND	ug/L	0.50	1		08/17/20 17:26	106-46-7	
Dichlorodifluoromethane	ND	ug/L	0.50	1		08/17/20 17:26	75-71-8	
1,1-Dichloroethane	ND	ug/L	0.50	1		08/17/20 17:26	75-34-3	
1,2-Dichloroethane	ND	ug/L	0.50	1		08/17/20 17:26	107-06-2	
1,1-Dichloroethene	ND	ug/L	0.50	1		08/17/20 17:26	75-35-4	
cis-1,2-Dichloroethene	ND	ug/L	0.50	1		08/17/20 17:26	156-59-2	
trans-1,2-Dichloroethene	ND	ug/L	0.50	1		08/17/20 17:26	156-60-5	
1,2-Dichloropropane	ND	ug/L	0.50	1		08/17/20 17:26	78-87-5	
1,3-Dichloropropane	ND	ug/L	0.50	1		08/17/20 17:26	142-28-9	
2,2-Dichloropropane	ND	ug/L	0.50	1		08/17/20 17:26	594-20-7	
1,1-Dichloropropene	ND	ug/L	0.50	1		08/17/20 17:26	563-58-6	
cis-1,3-Dichloropropene	ND	ug/L	0.50	1		08/17/20 17:26	10061-01-5	
trans-1,3-Dichloropropene	ND	ug/L	0.50	1		08/17/20 17:26	10061-02-6	
Diisopropyl ether	ND	ug/L	0.50	1		08/17/20 17:26	108-20-3	
Ethylbenzene	ND	ug/L	0.50	1		08/17/20 17:26	100-41-4	
Hexachloro-1,3-butadiene	ND	ug/L	2.0	1		08/17/20 17:26	87-68-3	
Isopropylbenzene (Cumene)	ND	ug/L	0.50	1		08/17/20 17:26	98-82-8	
Methylene Chloride	ND	ug/L	2.0	1		08/17/20 17:26	75-09-2	
Methyl-tert-butyl ether	ND	ug/L	0.50	1		08/17/20 17:26	1634-04-4	
Naphthalene	ND	ug/L	2.0	1		08/17/20 17:26	91-20-3	

This report shall not be reproduced, except in full,
without the written consent of Pace Analytical Services, LLC.

Pace Analytical Services, LLC
9800 Kincey Ave. Suite 100
Huntersville, NC 28078
(704)875-9092

ANALYTICAL RESULTS

Project: 2020-L1-2448 Incident
Pace Project No.: 92491029

Sample: 14226_HC_Rd **Lab ID: 92491029001** Collected: 08/16/20 13:10 Received: 08/17/20 08:38 Matrix: Water

Parameters	Results	Units	Report Limit	DF	Prepared	Analyzed	CAS No.	Qual
6200B MSV	Analytical Method: SM 6200B Pace Analytical Services - Charlotte							
n-Propylbenzene	ND	ug/L	0.50	1		08/17/20 17:26	103-65-1	
Styrene	ND	ug/L	0.50	1		08/17/20 17:26	100-42-5	
1,1,1,2-Tetrachloroethane	ND	ug/L	0.50	1		08/17/20 17:26	630-20-6	
1,1,2,2-Tetrachloroethane	ND	ug/L	0.50	1		08/17/20 17:26	79-34-5	
Tetrachloroethene	ND	ug/L	0.50	1		08/17/20 17:26	127-18-4	
Toluene	ND	ug/L	0.50	1		08/17/20 17:26	108-88-3	
1,2,3-Trichlorobenzene	ND	ug/L	2.0	1		08/17/20 17:26	87-61-6	
1,2,4-Trichlorobenzene	ND	ug/L	2.0	1		08/17/20 17:26	120-82-1	
1,1,1-Trichloroethane	ND	ug/L	0.50	1		08/17/20 17:26	71-55-6	
1,1,2-Trichloroethane	ND	ug/L	0.50	1		08/17/20 17:26	79-00-5	
Trichloroethene	ND	ug/L	0.50	1		08/17/20 17:26	79-01-6	
Trichlorofluoromethane	ND	ug/L	1.0	1		08/17/20 17:26	75-69-4	
1,2,3-Trichloropropane	ND	ug/L	0.50	1		08/17/20 17:26	96-18-4	
1,2,4-Trimethylbenzene	ND	ug/L	0.50	1		08/17/20 17:26	95-63-6	
1,3,5-Trimethylbenzene	ND	ug/L	0.50	1		08/17/20 17:26	108-67-8	
Vinyl chloride	ND	ug/L	1.0	1		08/17/20 17:26	75-01-4	
m&p-Xylene	ND	ug/L	1.0	1		08/17/20 17:26	179601-23-1	
o-Xylene	ND	ug/L	0.50	1		08/17/20 17:26	95-47-6	
Surrogates								
1,2-Dichloroethane-d4 (S)	87	%	70-130	1		08/17/20 17:26	17060-07-0	
4-Bromofluorobenzene (S)	103	%	70-130	1		08/17/20 17:26	460-00-4	
Toluene-d8 (S)	105	%	70-130	1		08/17/20 17:26	2037-26-5	

REPORT OF LABORATORY ANALYSIS

This report shall not be reproduced, except in full,
without the written consent of Pace Analytical Services, LLC.

Pace Analytical Services, LLC
9800 Kincey Ave. Suite 100
Huntersville, NC 28078
(704)875-9092

QUALITY CONTROL DATA

Project: 2020-L1-2448 Incident
Pace Project No.: 92491029

QC Batch: 560420
QC Batch Method: EPA 3010A
Analysis Method: EPA 6010D
Analysis Description: 6010 MET
Laboratory: Pace Analytical Services - Asheville
Associated Lab Samples: 92491029001

METHOD BLANK: 2973431 Matrix: Water
Associated Lab Samples: 92491029001

Parameter	Units	Blank Result	Reporting Limit	Analyzed	Qualifiers
Lead	ug/L	ND	5.0	08/17/20 18:35	

LABORATORY CONTROL SAMPLE: 2973432

Parameter	Units	Spike Conc.	LCS Result	LCS % Rec	% Rec Limits	Qualifiers
Lead	ug/L	500	499	100	80-120	

MATRIX SPIKE & MATRIX SPIKE DUPLICATE: 2973433 2973434

Parameter	Units	92491027001 Result	MS Spike Conc.	MSD Spike Conc.	MS Result	MSD Result	MS % Rec	MSD % Rec	% Rec Limits	RPD	Qual
Lead	ug/L	ND	500	500	502	500	100	100	75-125	0	

Results presented on this page are in the units indicated by the "Units" column except where an alternate unit is presented to the right of the result.

REPORT OF LABORATORY ANALYSIS

This report shall not be reproduced, except in full,
without the written consent of Pace Analytical Services, LLC.

Pace Analytical Services, LLC
9800 Kincey Ave. Suite 100
Huntersville, NC 28078
(704)875-9092

QUALITY CONTROL DATA

Project: 2020-L1-2448 Incident
Pace Project No.: 92491029

QC Batch: 560434
QC Batch Method: SM 6200B
Analysis Method: SM 6200B
Analysis Description: 6200B MSV
Laboratory: Pace Analytical Services - Charlotte

Associated Lab Samples: 92491029001

METHOD BLANK: 2973474 Matrix: Water
Associated Lab Samples: 92491029001

Parameter	Units	Blank Result	Reporting Limit	Analyzed	Qualifiers
1,1,1,2-Tetrachloroethane	ug/L	ND	0.50	08/17/20 16:50	
1,1,1-Trichloroethane	ug/L	ND	0.50	08/17/20 16:50	
1,1,2,2-Tetrachloroethane	ug/L	ND	0.50	08/17/20 16:50	
1,1,2-Trichloroethane	ug/L	ND	0.50	08/17/20 16:50	
1,1-Dichloroethane	ug/L	ND	0.50	08/17/20 16:50	
1,1-Dichloroethene	ug/L	ND	0.50	08/17/20 16:50	
1,1-Dichloropropene	ug/L	ND	0.50	08/17/20 16:50	
1,2,3-Trichlorobenzene	ug/L	ND	2.0	08/17/20 16:50	
1,2,3-Trichloropropane	ug/L	ND	0.50	08/17/20 16:50	
1,2,4-Trichlorobenzene	ug/L	ND	2.0	08/17/20 16:50	
1,2,4-Trimethylbenzene	ug/L	ND	0.50	08/17/20 16:50	
1,2-Dibromo-3-chloropropane	ug/L	ND	1.0	08/17/20 16:50	
1,2-Dibromoethane (EDB)	ug/L	ND	0.50	08/17/20 16:50	
1,2-Dichlorobenzene	ug/L	ND	0.50	08/17/20 16:50	
1,2-Dichloroethane	ug/L	ND	0.50	08/17/20 16:50	
1,2-Dichloropropane	ug/L	ND	0.50	08/17/20 16:50	
1,3,5-Trimethylbenzene	ug/L	ND	0.50	08/17/20 16:50	
1,3-Dichlorobenzene	ug/L	ND	0.50	08/17/20 16:50	
1,3-Dichloropropane	ug/L	ND	0.50	08/17/20 16:50	
1,4-Dichlorobenzene	ug/L	ND	0.50	08/17/20 16:50	
2,2-Dichloropropane	ug/L	ND	0.50	08/17/20 16:50	
2-Chlorotoluene	ug/L	ND	0.50	08/17/20 16:50	
4-Chlorotoluene	ug/L	ND	0.50	08/17/20 16:50	
Benzene	ug/L	ND	0.50	08/17/20 16:50	
Bromobenzene	ug/L	ND	0.50	08/17/20 16:50	
Bromochloromethane	ug/L	ND	0.50	08/17/20 16:50	
Bromodichloromethane	ug/L	ND	0.50	08/17/20 16:50	
Bromoform	ug/L	ND	0.50	08/17/20 16:50	
Bromomethane	ug/L	ND	5.0	08/17/20 16:50	
Carbon tetrachloride	ug/L	ND	0.50	08/17/20 16:50	
Chlorobenzene	ug/L	ND	0.50	08/17/20 16:50	
Chloroethane	ug/L	ND	1.0	08/17/20 16:50	
Chloroform	ug/L	ND	0.50	08/17/20 16:50	
Chloromethane	ug/L	ND	1.0	08/17/20 16:50	
cis-1,2-Dichloroethene	ug/L	ND	0.50	08/17/20 16:50	
cis-1,3-Dichloropropene	ug/L	ND	0.50	08/17/20 16:50	
Dibromochloromethane	ug/L	ND	0.50	08/17/20 16:50	
Dibromomethane	ug/L	ND	0.50	08/17/20 16:50	
Dichlorodifluoromethane	ug/L	ND	0.50	08/17/20 16:50	
Diisopropyl ether	ug/L	ND	0.50	08/17/20 16:50	

Results presented on this page are in the units indicated by the "Units" column except where an alternate unit is presented to the right of the result.

REPORT OF LABORATORY ANALYSIS

This report shall not be reproduced, except in full,
without the written consent of Pace Analytical Services, LLC.

Pace Analytical Services, LLC
9800 Kincey Ave. Suite 100
Huntersville, NC 28078
(704)875-9092

QUALITY CONTROL DATA

Project: 2020-L1-2448 Incident
Pace Project No.: 92491029

METHOD BLANK: 2973474 Matrix: Water
Associated Lab Samples: 92491029001

Parameter	Units	Blank Result	Reporting Limit	Analyzed	Qualifiers
Ethylbenzene	ug/L	ND	0.50	08/17/20 16:50	
Hexachloro-1,3-butadiene	ug/L	ND	2.0	08/17/20 16:50	
Isopropylbenzene (Cumene)	ug/L	ND	0.50	08/17/20 16:50	
m&p-Xylene	ug/L	ND	1.0	08/17/20 16:50	
Methyl-tert-butyl ether	ug/L	ND	0.50	08/17/20 16:50	
Methylene Chloride	ug/L	ND	2.0	08/17/20 16:50	
n-Butylbenzene	ug/L	ND	0.50	08/17/20 16:50	
n-Propylbenzene	ug/L	ND	0.50	08/17/20 16:50	
Naphthalene	ug/L	ND	2.0	08/17/20 16:50	
o-Xylene	ug/L	ND	0.50	08/17/20 16:50	
sec-Butylbenzene	ug/L	ND	0.50	08/17/20 16:50	
Styrene	ug/L	ND	0.50	08/17/20 16:50	
tert-Butylbenzene	ug/L	ND	0.50	08/17/20 16:50	
Tetrachloroethene	ug/L	ND	0.50	08/17/20 16:50	
Toluene	ug/L	ND	0.50	08/17/20 16:50	
trans-1,2-Dichloroethene	ug/L	ND	0.50	08/17/20 16:50	
trans-1,3-Dichloropropene	ug/L	ND	0.50	08/17/20 16:50	
Trichloroethene	ug/L	ND	0.50	08/17/20 16:50	
Trichlorofluoromethane	ug/L	ND	1.0	08/17/20 16:50	
Vinyl chloride	ug/L	ND	1.0	08/17/20 16:50	
1,2-Dichloroethane-d4 (S)	%	89	70-130	08/17/20 16:50	
4-Bromofluorobenzene (S)	%	101	70-130	08/17/20 16:50	
Toluene-d8 (S)	%	103	70-130	08/17/20 16:50	

LABORATORY CONTROL SAMPLE: 2973475

Parameter	Units	Spike Conc.	LCS Result	LCS % Rec	% Rec Limits	Qualifiers
1,1,1,2-Tetrachloroethane	ug/L	50	61.4	123	60-140	
1,1,1-Trichloroethane	ug/L	50	54.1	108	60-140	
1,1,2,2-Tetrachloroethane	ug/L	50	59.1	118	60-140	
1,1,2-Trichloroethane	ug/L	50	60.7	121	60-140	
1,1-Dichloroethane	ug/L	50	54.3	109	60-140	
1,1-Dichloroethene	ug/L	50	50.6	101	60-140	
1,1-Dichloropropene	ug/L	50	58.0	116	60-140	
1,2,3-Trichlorobenzene	ug/L	50	53.7	107	60-140	
1,2,3-Trichloropropane	ug/L	50	56.5	113	60-140	
1,2,4-Trichlorobenzene	ug/L	50	54.9	110	60-140	
1,2,4-Trimethylbenzene	ug/L	50	57.3	115	60-140	
1,2-Dibromo-3-chloropropane	ug/L	50	61.2	122	60-140	
1,2-Dibromoethane (EDB)	ug/L	50	65.1	130	60-140	
1,2-Dichlorobenzene	ug/L	50	58.5	117	60-140	
1,2-Dichloroethane	ug/L	50	49.8	100	60-140	
1,2-Dichloropropane	ug/L	50	61.0	122	60-140	
1,3,5-Trimethylbenzene	ug/L	50	57.2	114	60-140	

Results presented on this page are in the units indicated by the "Units" column except where an alternate unit is presented to the right of the result.

REPORT OF LABORATORY ANALYSIS

This report shall not be reproduced, except in full,
without the written consent of Pace Analytical Services, LLC.

Pace Analytical Services, LLC
9800 Kincey Ave. Suite 100
Huntersville, NC 28078
(704)875-9092

QUALITY CONTROL DATA

Project: 2020-L1-2448 Incident
Pace Project No.: 92491029

LABORATORY CONTROL SAMPLE: 2973475

Parameter	Units	Spike Conc.	LCS Result	LCS % Rec	% Rec Limits	Qualifiers
1,3-Dichlorobenzene	ug/L	50	58.3	117	60-140	
1,3-Dichloropropane	ug/L	50	63.1	126	60-140	
1,4-Dichlorobenzene	ug/L	50	56.4	113	60-140	
2,2-Dichloropropane	ug/L	50	54.2	108	60-140	
2-Chlorotoluene	ug/L	50	56.9	114	60-140	
4-Chlorotoluene	ug/L	50	55.4	111	60-140	
Benzene	ug/L	50	55.6	111	60-140	
Bromobenzene	ug/L	50	56.1	112	60-140	
Bromochloromethane	ug/L	50	57.3	115	60-140	
Bromodichloromethane	ug/L	50	53.7	107	60-140	
Bromoform	ug/L	50	64.3	129	60-140	
Bromomethane	ug/L	50	65.5	131	60-140	
Carbon tetrachloride	ug/L	50	52.7	105	60-140	
Chlorobenzene	ug/L	50	56.4	113	60-140	
Chloroethane	ug/L	50	51.6	103	60-140	
Chloroform	ug/L	50	52.4	105	60-140	
Chloromethane	ug/L	50	42.3	85	60-140	
cis-1,2-Dichloroethene	ug/L	50	55.0	110	60-140	
cis-1,3-Dichloropropene	ug/L	50	67.3	135	60-140	
Dibromochloromethane	ug/L	50	65.2	130	60-140	
Dibromomethane	ug/L	50	57.0	114	60-140	
Dichlorodifluoromethane	ug/L	50	36.8	74	60-140	
Diisopropyl ether	ug/L	50	59.4	119	60-140	
Ethylbenzene	ug/L	50	54.4	109	60-140	
Hexachloro-1,3-butadiene	ug/L	50	52.2	104	60-140	
Isopropylbenzene (Cumene)	ug/L	50	55.3	111	60-140	
m&p-Xylene	ug/L	100	110	110	60-140	
Methyl-tert-butyl ether	ug/L	50	63.9	128	60-140	
Methylene Chloride	ug/L	50	49.5	99	60-140	
n-Butylbenzene	ug/L	50	53.6	107	60-140	
n-Propylbenzene	ug/L	50	54.9	110	60-140	
Naphthalene	ug/L	50	53.6	107	60-140	
o-Xylene	ug/L	50	56.8	114	60-140	
sec-Butylbenzene	ug/L	50	54.8	110	60-140	
Styrene	ug/L	50	61.5	123	60-140	
tert-Butylbenzene	ug/L	50	48.1	96	60-140	
Tetrachloroethene	ug/L	50	55.4	111	60-140	
Toluene	ug/L	50	51.8	104	60-140	
trans-1,2-Dichloroethene	ug/L	50	54.1	108	60-140	
trans-1,3-Dichloropropene	ug/L	50	62.6	125	60-140	
Trichloroethene	ug/L	50	58.9	118	60-140	
Trichlorofluoromethane	ug/L	50	42.0	84	60-140	
Vinyl chloride	ug/L	50	44.6	89	60-140	
1,2-Dichloroethane-d4 (S)	%			92	70-130	
4-Bromofluorobenzene (S)	%			99	70-130	
Toluene-d8 (S)	%			97	70-130	

Results presented on this page are in the units indicated by the "Units" column except where an alternate unit is presented to the right of the result.

REPORT OF LABORATORY ANALYSIS

This report shall not be reproduced, except in full,
without the written consent of Pace Analytical Services, LLC.

Pace Analytical Services, LLC
9800 Kincey Ave. Suite 100
Huntersville, NC 28078
(704)875-9092

QUALITY CONTROL DATA

Project: 2020-L1-2448 Incident
Pace Project No.: 92491029

MATRIX SPIKE & MATRIX SPIKE DUPLICATE: 2973476 2973477

Parameter	Units	92490836001 Result	MS Spike Conc.	MSD Spike Conc.	MS Result	MSD Result	MS % Rec	MSD % Rec	% Rec Limits	RPD	Qual
1,1,1,2-Tetrachloroethane	ug/L	<0.42	20	20	22.2	22.4	111	112	60-140	1	
1,1,1-Trichloroethane	ug/L	<0.28	20	20	23.0	22.9	115	114	60-140	0	
1,1,2,2-Tetrachloroethane	ug/L	<0.19	20	20	21.6	22.1	108	110	60-140	2	
1,1,2-Trichloroethane	ug/L	<0.23	20	20	22.8	22.6	114	113	60-140	1	
1,1-Dichloroethane	ug/L	<0.24	20	20	23.0	22.6	115	113	60-140	2	
1,1-Dichloroethene	ug/L	<0.22	20	20	23.2	23.2	116	116	60-140	0	
1,1-Dichloropropene	ug/L	<0.35	20	20	23.4	23.6	117	118	60-140	1	
1,2,3-Trichlorobenzene	ug/L	<0.78	20	20	20.0	19.5	100	98	60-140	3	
1,2,3-Trichloropropane	ug/L	<0.27	20	20	21.3	21.5	107	107	60-140	1	
1,2,4-Trichlorobenzene	ug/L	<0.44	20	20	20.0	19.7	100	98	60-140	1	
1,2,4-Trimethylbenzene	ug/L	<0.19	20	20	21.3	20.9	106	104	60-140	2	
1,2-Dibromo-3-chloropropane	ug/L	<0.38	20	20	22.8	22.7	114	113	60-140	1	
1,2-Dibromoethane (EDB)	ug/L	<0.23	20	20	23.5	23.8	117	119	60-140	1	
1,2-Dichlorobenzene	ug/L	<0.24	20	20	22.0	22.2	110	111	60-140	1	
1,2-Dichloroethane	ug/L	<0.26	20	20	20.1	19.9	101	99	60-140	1	
1,2-Dichloropropane	ug/L	<0.18	20	20	24.0	23.6	120	118	60-140	2	
1,3,5-Trimethylbenzene	ug/L	<0.23	20	20	21.8	21.5	109	107	60-140	1	
1,3-Dichlorobenzene	ug/L	<0.25	20	20	22.2	22.1	111	111	60-140	0	
1,3-Dichloropropane	ug/L	<0.34	20	20	22.8	23.0	114	115	60-140	1	
1,4-Dichlorobenzene	ug/L	<0.25	20	20	21.1	21.2	106	106	60-140	0	
2,2-Dichloropropane	ug/L	<0.28	20	20	21.4	20.9	107	104	60-140	3	
2-Chlorotoluene	ug/L	<0.21	20	20	22.7	22.2	113	111	60-140	2	
4-Chlorotoluene	ug/L	<0.21	20	20	22.0	21.9	110	110	60-140	0	
Benzene	ug/L	<0.24	20	20	22.6	22.5	113	113	60-140	0	
Bromobenzene	ug/L	<0.22	20	20	22.0	21.9	110	110	60-140	0	
Bromochloromethane	ug/L	<0.26	20	20	23.2	22.2	116	111	60-140	4	
Bromodichloromethane	ug/L	<0.18	20	20	20.9	20.2	105	101	60-140	3	
Bromoform	ug/L	<0.40	20	20	22.2	22.5	111	113	60-140	1	
Bromomethane	ug/L	<1.7	20	20	28.6	28.5	143	143	60-140	0	P5
Carbon tetrachloride	ug/L	<0.23	20	20	23.2	22.6	116	113	60-140	3	
Chlorobenzene	ug/L	<0.22	20	20	22.4	22.2	112	111	60-140	1	
Chloroethane	ug/L	<0.58	20	20	23.7	23.1	118	116	60-140	2	
Chloroform	ug/L	<0.35	20	20	21.7	21.8	109	109	60-140	0	
Chloromethane	ug/L	<0.42	20	20	20.9	20.6	104	103	60-140	1	
cis-1,2-Dichloroethene	ug/L	<0.21	20	20	22.9	22.7	115	113	60-140	1	
cis-1,3-Dichloropropene	ug/L	<0.36	20	20	23.7	23.8	118	119	60-140	1	
Dibromochloromethane	ug/L	<0.40	20	20	22.6	22.5	113	112	60-140	0	
Dibromomethane	ug/L	<0.31	20	20	22.6	22.7	113	113	60-140	1	
Dichlorodifluoromethane	ug/L	<0.28	20	20	19.8	19.8	99	99	60-140	0	
Diisopropyl ether	ug/L	<0.33	20	20	23.2	23.0	116	115	60-140	1	
Ethylbenzene	ug/L	<0.24	20	20	22.1	22.0	111	110	60-140	1	
Hexachloro-1,3-butadiene	ug/L	<1.2	20	20	18.1	17.1	90	85	60-140	6	
Isopropylbenzene (Cumene)	ug/L	<0.24	20	20	22.4	22.0	112	110	60-140	2	
m&p-Xylene	ug/L	<0.44	40	40	45.2	44.0	113	110	60-140	3	
Methyl-tert-butyl ether	ug/L	0.46J	20	20	23.8	24.1	117	118	60-140	1	
Methylene Chloride	ug/L	<1.5	20	20	21.2	20.9	106	105	60-140	1	

Results presented on this page are in the units indicated by the "Units" column except where an alternate unit is presented to the right of the result.

REPORT OF LABORATORY ANALYSIS

This report shall not be reproduced, except in full,
without the written consent of Pace Analytical Services, LLC.

Pace Analytical Services, LLC
9800 Kincey Ave. Suite 100
Huntersville, NC 28078
(704)875-9092

QUALITY CONTROL DATA

Project: 2020-L1-2448 Incident
Pace Project No.: 92491029

MATRIX SPIKE & MATRIX SPIKE DUPLICATE: 2973476 2973477

Parameter	Units	92490836001 Result	MS Spike Conc.	MSD Spike Conc.	MS Result	MSD Result	MS % Rec	MSD % Rec	% Rec Limits	RPD	Qual
n-Butylbenzene	ug/L	<0.35	20	20	19.5	19.5	98	98	60-140	0	
n-Propylbenzene	ug/L	<0.24	20	20	21.7	21.9	109	110	60-140	1	
Naphthalene	ug/L	<0.66	20	20	21.0	21.0	105	105	60-140	0	
o-Xylene	ug/L	<0.24	20	20	22.5	22.1	113	110	60-140	2	
sec-Butylbenzene	ug/L	<0.25	20	20	21.3	21.1	106	106	60-140	1	
Styrene	ug/L	<0.26	20	20	23.0	22.4	115	112	60-140	2	
tert-Butylbenzene	ug/L	<0.25	20	20	19.4	18.7	97	93	60-140	4	
Tetrachloroethene	ug/L	<0.23	20	20	22.3	22.1	111	111	60-140	1	
Toluene	ug/L	<0.23	20	20	22.1	21.5	110	108	60-140	2	
trans-1,2-Dichloroethene	ug/L	<0.26	20	20	21.6	22.6	108	113	60-140	4	
trans-1,3-Dichloropropene	ug/L	<0.39	20	20	22.7	22.5	114	113	60-140	1	
Trichloroethene	ug/L	<0.23	20	20	23.2	23.1	116	115	60-140	1	
Trichlorofluoromethane	ug/L	<0.34	20	20	21.4	19.6	107	98	60-140	9	
Vinyl chloride	ug/L	<0.41	20	20	21.8	21.4	109	107	60-140	2	
1,2-Dichloroethane-d4 (S)	%						100	95	70-130		
4-Bromofluorobenzene (S)	%						100	99	70-130		
Toluene-d8 (S)	%						99	98	70-130		

Results presented on this page are in the units indicated by the "Units" column except where an alternate unit is presented to the right of the result.

REPORT OF LABORATORY ANALYSIS

This report shall not be reproduced, except in full,
without the written consent of Pace Analytical Services, LLC.

Pace Analytical Services, LLC
9800 Kincey Ave. Suite 100
Huntersville, NC 28078
(704)875-9092

QUALIFIERS

Project: 2020-L1-2448 Incident
Pace Project No.: 92491029

DEFINITIONS

DF - Dilution Factor, if reported, represents the factor applied to the reported data due to dilution of the sample aliquot.

ND - Not Detected at or above adjusted reporting limit.

TNTC - Too Numerous To Count

J - Estimated concentration above the adjusted method detection limit and below the adjusted reporting limit.

MDL - Adjusted Method Detection Limit.

PQL - Practical Quantitation Limit.

RL - Reporting Limit - The lowest concentration value that meets project requirements for quantitative data with known precision and bias for a specific analyte in a specific matrix.

S - Surrogate

1,2-Diphenylhydrazine decomposes to and cannot be separated from Azobenzene using Method 8270. The result for each analyte is a combined concentration.

Consistent with EPA guidelines, unrounded data are displayed and have been used to calculate % recovery and RPD values.

LCS(D) - Laboratory Control Sample (Duplicate)

MS(D) - Matrix Spike (Duplicate)

DUP - Sample Duplicate

RPD - Relative Percent Difference

NC - Not Calculable.

SG - Silica Gel - Clean-Up

U - Indicates the compound was analyzed for, but not detected.

Acid preservation may not be appropriate for 2 Chloroethylvinyl ether.

A separate vial preserved to a pH of 4-5 is recommended in SW846 Chapter 4 for the analysis of Acrolein and Acrylonitrile by EPA Method 8260.

N-Nitrosodiphenylamine decomposes and cannot be separated from Diphenylamine using Method 8270. The result reported for each analyte is a combined concentration.

Pace Analytical is TNI accredited. Contact your Pace PM for the current list of accredited analytes.

TNI - The NELAC Institute.

ANALYTE QUALIFIERS

P5 The EPA or method required sample preservation degrades this compound, therefore acceptable recoveries may not be achieved in sample matrix spikes.

This report shall not be reproduced, except in full,
without the written consent of Pace Analytical Services, LLC.

Pace Analytical Services, LLC
9800 Kincey Ave. Suite 100
Huntersville, NC 28078
(704)875-9092

QUALITY CONTROL DATA CROSS REFERENCE TABLE

Project: 2020-L1-2448 Incident
Pace Project No.: 92491029

Lab ID	Sample ID	QC Batch Method	QC Batch	Analytical Method	Analytical Batch
92491029001	**14226_HC_Rd**	EPA 3010A	560420	EPA 6010D	560429
92491029001	**14226_HC_Rd**	SM 6200B	560434		

This report shall not be reproduced, except in full,
without the written consent of Pace Analytical Services, LLC.

CHAIN-OF-CUSTODY Analytical Request Document

Pace Analytical

Chain-of-Custody is a LEGAL DOCUMENT - Complete all relevent fields

LAB USE ONLY- AL

WO# : 92491029

92491029

Page 14 of 31

Company: Apex Companies, LLC	Billing Information:
Address:	
Report To: Andrew Street	Email To:
Copy To:	Site Collection Info/Address: 14226 Huntsville Concord Rd.
Customer Project Name/Number: Colonial Huntersville Release	State: NC County/City: Huntersville Time Zone Collected: [ ] PT [ ] MT [ ] CT [ ] ET
Phone: Email:	Site/Facility ID #: Compliance Monitoring? [ ] Yes [X] No
Collected By (print): Gordon Woodle	Purchase Order #: Quote #: DW PWS ID #: DW Location Code:
Collected By (signature):	Turnaround Date Required: ASAP Immediately Packed on Ice: [X] Yes [ ] No
Sample Disposal: [ ] Dispose as appropriate [ ] Return [ ] Archive: _____ [ ] Hold: _____	Rush: [X] Same Day [X] Next Day [ ] 2 Day [ ] 3 Day [ ] 4 Day [ ] 5 Day (Expedite Charges Apply) Field Filtered (if applicable): [ ] Yes [X] No Analysis: _____

** Preservative Types: (1) nitric acid, (2) sulfuric acid, (3) hydrochloric acid, (4) sodium hydroxide, (5) zinc acetate, (6) methanol, (7) sodium bisulfate, (8) sodium thiosulfate, (9) hexane, (A) ascorbic acid, (B) ammonium sulfate, (C) ammonium hydroxide, (D) TSP, (U) Unpreserved, (O) Other _____

* Matrix Codes (Insert in Matrix box below): Drinking Water (DW), Ground Water (GW), Wastewater (WW), Product (P), Soil/Solid (SL), Oil (OL), Wipe (WP), Air (AR), Tissue (TS), Bioassay (B), Vapor (V), Other (OT)

Customer Sample ID	Matrix *	Comp / Grab	Collected (or Composite Start) Date	Collected (or Composite Start) Time	Composite End Date	Composite End Time	Res Cl	# of Ctns	Analyses: SM 6200B VOCs	MADEP VPH	Lead
14226 H/C Rd.	DW	G	~~8/14/20~~	~~13:45~~	8/16/2020	13:10		8	X	X	X

Lab Profile/Line:

Lab Sample Receipt Checklist:

Custody Seals Present/Intact	(Y) N NA
Custody Signatures Present	(Y) N NA
Collector Signature Present	(Y) N NA
Bottles Intact	(Y) N NA
Correct Bottles	(Y) N NA
Sufficient Volume	(Y) N NA
Samples Received on Ice	(Y) N NA
VOA - Headspace Acceptable	Y (N) NA
USDA Regulated Soils	Y N (NA)
Samples in Holding Time	(Y) N NA
Residual Chlorine Present	Y N (NA)
Cl Strips: _____	
Sample pH Acceptable	(Y) N NA
pH Strips: 2325182	
Sulfide Present	Y N (NA)
Lead Acetate Strips: _____	

LAB USE ONLY:
Lab Sample # / Comments:

92491029

Customer Remarks / Special Conditions / Possible Hazards:

Type of Ice Used: (Wet) Blue Dry None

Packing Material Used: Bubble ~~Bag~~ Bag

Radchem sample(s) screened (<500 cpm): Y N NA

SHORT HOLDS PRESENT (<72 hours): Y N N/A

Lab Tracking #: 2538652

Samples received via: FEDEX UPS Client Courier (Pace Courier)

Lab Sample Temperature Info:
Temp Blank Received: Y N (NA)
Therm ID#: 92061
Cooler 1 Temp Upon Receipt: 6.0 oC
Cooler 1 Therm Corr. Factor: 0.0 oC
Cooler 1 Corrected Temp: 6.0 oC
Comments:

Trip Blank Received: Y N (NA)
HCL MeOH TSP Other

Relinquished by/Company: (Signature)	Date/Time:	Received by/Company: (Signature)	Date/Time:
	8/17/20	AMF PACE	8:38 8-17-20
Relinquished by/Company: (Signature)	Date/Time:	Received by/Company: (Signature)	Date/Time:
Relinquished by/Company: (Signature)	Date/Time:	Received by/Company: (Signature)	Date/Time:

MTJL LAB USE ONLY
Table #:
Acctnum:
Template:
Prelogin:
PM:
PB:

Non Conformance(s): YES / NO

Page: _____ of: _____

***Check mark top half of box if pH and/or dechlorination is verified and within the acceptance range for preservation samples.**

Exceptions: VOA, Coliform, TOC, Oil and Grease, DRO/8015 (water) DOC, LLHg

****Bottom half of box is to list number of bottle**

Project # **WO# : 92491029**

PM: AMB Due Date: 08/18/20

CLIENT: 92-APEX MOOR

Item#	BP4U-125 mL Plastic Unpreserved (N/A) (Cl-)	BP3U-250 mL Plastic Unpreserved (N/A)	BP2U-500 mL Plastic Unpreserved (N/A)	BP1U-1 liter Plastic Unpreserved (N/A)	BP4S-125 mL Plastic H2SO4 (pH < 2) (Cl-)	BP3N-250 mL plastic HNO3 (pH < 2)	BP4Z-125 mL Plastic ZN Acetate & NaOH (>9)	BP4C-125 mL Plastic NaOH (pH > 12) (Cl-)	WGFU-Wide-mouthed Glass jar Unpreserved	AG1U-1 liter Amber Unpreserved (N/A) (Cl-)	AG1H-1 liter Amber HCl (pH < 2)	AG3U-250 mL Amber Unpreserved (N/A) (Cl-)	AG1S-1 liter Amber H2SO4 (pH < 2)	AG3S-250 mL Amber H2SO4 (pH < 2)	AG3A(DG3A)-250 mL Amber NH4Cl (N/A)(Cl-)	DG9H-40 mL VOA HCl (N/A)	VG9T-40 mL VOA Na2S2O3 (N/A)	VG9U-40 mL VOA Unp (N/A)	DG9P-40 mL VOA H3PO4 (N/A)	VOAK (6 vials per kit)-5035 kit (N/A)	V/GK (3 vials per kit)-VPH/Gas kit (N/A)	SPST-125 mL Sterile Plastic (N/A – lab)	SPZT-250 mL Sterile Plastic (N/A – lab)		BP3A-250 mL Plastic (NH2)2SO4 (9.3-9.7)	AG0U-100 mL Amber Unpreserved vials (N/A)	VSGU-20 mL Scintillation vials (N/A)	DG9U-40 mL Amber Unpreserved vials (N/A)
1																													
2																													
3																													
4																													
5																													
6																													
7																													
8																													
9																													
10																													
11																													
12																													

pH Adjustment Log for Preserved Samples

Sample ID	Type of Preservative	pH upon receipt	Date preservation adjusted	Time preservation adjusted	Amount of Preservative added	Lot #

Note: Whenever there is a discrepancy affecting North Carolina compliance samples, a copy of this form will be sent to the North Carolina DEHNR Certification Office (i.e. Out of hold, incorrect preservative, out of temp, incorrect containers.

Report of Analysis

Pace Analytical Services, Inc.
9800 Kincey Avenue
Suite 100
Huntersville, NC 28078
Attention: Angela M. Baioni

Project Name: Colonial Huntersville Release

Project Number: 92491029

Lot Number:**VH18009**

Date Completed:08/19/2020

08/19/2020 9:46 AM
Approved and released by:
Project Manager II: **Cathy S. Dover**

The electronic signature above is the equivalent of a handwritten signature.
This report shall not be reproduced, except in its entirety, without the written approval of Pace Analytical Services, LLC.

Case Narrative
Pace Analytical Services, Inc.
Lot Number: VH18009

This Report of Analysis contains the analytical result(s) for the sample(s) listed on the Sample Summary following this Case Narrative. The sample receiving date is documented in the header information associated with each sample.

All results listed in this report relate only to the samples that are contained within this report.

Sample receipt, sample analysis, and data review have been performed in accordance with the most current approved NELAC standards, the Pace Analytical Services, LLC ("Pace") Quality Assurance Management Plan (QAMP), standard operating procedures (SOPs), and Pace policies. Any exceptions to the NELAC standards, the QAMP, SOPs or policies are qualified on the results page or discussed below.

If you have any questions regarding this report please contact the Pace Project Manager listed on the cover page.

Sample Summary

Pace Analytical Services, Inc.

Lot Number: VH18009

Project Name: Colonial Huntersville Release

Project Number: 92491029

Sample Number	Sample ID	Matrix	Date Sampled	Date Received
001	14226 H/C Rd.	Aqueous	08/16/2020 1310	08/18/2020

(1 sample)

Detection Summary

Pace Analytical Services, Inc.

Lot Number: VH18009

Project Name: Colonial Huntersville Release

Project Number: 92491029

Sample	Sample ID	Matrix	Parameter	Method	Result	Q	Units	Page

(0 detections)

MADEP VPH (aliphatics)

Client: Pace Analytical Services, Inc. | Laboratory ID: VH18009-001
Description: 14226 H/C Rd. | Matrix: Aqueous
Date Sampled: 08/16/2020 1310 | Project Name: Colonial Huntersville Release
Date Received: 08/18/2020 | Project Number: 92491029

Run	Prep Method	Analytical Method	Dilution	Analysis Date	Analyst	Prep Date	Batch
1	VPH	MADEP-VPH-18-2.1	1	08/18/2020 1752	ECB		63876

Parameter	CAS Number	Analytical Method	Result	Q	LOQ	Units	Run
C5 - C8 Aliphatics		MADEP-VPH-18-	ND		75	ug/L	1
C9 - C12 Aliphatics		MADEP-VPH-18-	ND		75	ug/L	1

Surrogate	Q	Run 1 % Recovery	Acceptance Limits
2,5-Dibromotoluene (FID)		102	70-130

LOQ = Limit of Quantitation
ND = Not detected at or above the LOQ
H = Out of holding time
B = Detected in the method blank
N = Recovery is out of criteria
W = Reported on wet weight basis
E = Quantitation of compound exceeded the calibration range
P = The RPD between two GC columns exceeds 40%

Pace Analytical Services, LLC *(formerly Shealy Environmental Services, Inc.)*
106 Vantage Point Drive West Columbia, SC 29172 (803) 791-9700 Fax (803) 791-9111 www.pacelabs.com

MADEP VPH (aromatics)

Client: Pace Analytical Services, Inc. | Laboratory ID: VH18009-001
Description: 14226 H/C Rd. | Matrix: Aqueous
Date Sampled: 08/16/2020 1310 | Project Name: Colonial Huntersville Release
Date Received: 08/18/2020 | Project Number: 92491029

Run	Prep Method	Analytical Method	Dilution	Analysis Date	Analyst	Prep Date	Batch
1	VPH	MADEP-VPH-18-2.1	1	08/18/2020 1752	ECB		63877

Parameter	CAS Number	Analytical Method	Result	Q	LOQ	Units	Run
C9 - C10 Aromatics		MADEP-VPH-18-	ND		25	ug/L	1

Surrogate	Q	Run 1 % Recovery	Acceptance Limits
2,5-Dibromotoluene (PID)		103	70-130

LOQ = Limit of Quantitation
ND = Not detected at or above the LOQ
H = Out of holding time
B = Detected in the method blank
N = Recovery is out of criteria
W = Reported on wet weight basis
E = Quantitation of compound exceeded the calibration range
P = The RPD between two GC columns exceeds 40%

Pace Analytical Services, LLC *(formerly Shealy Environmental Services, Inc.)*
106 Vantage Point Drive West Columbia, SC 29172 (803) 791-9700 Fax (803) 791-9111 www.pacelabs.com

QC Summary

MADEP VPH (aliphatics) - MB

Sample ID: VQ63876-001
Batch: 63876
Analytical Method: MADEP-VPH-18-2.1

Matrix: Aqueous
Prep Method: VPH

Parameter	Result	Q	Dil	LOQ	Units	Analysis Date
C5 - C8 Aliphatics	ND		1	75	ug/L	08/18/2020 1125
C9 - C12 Aliphatics	ND		1	75	ug/L	08/18/2020 1125

Surrogate	Q	% Rec	Acceptance Limit
2,5-Dibromotoluene (FID)		100	70-130

LOQ = Limit of Quantitation
DL = Detection Limit
LOD = Limit of Detection

P = The RPD between two GC columns exceeds 40%
J = Estimated result < LOQ and ≥ DL
ND = Not detected at or above the LOQ

N = Recovery is out of criteria
+ = RPD is out of criteria

Note: Calculations are performed before rounding to avoid round-off errors in calculated results

MADEP VPH (aliphatics) - LCS

Sample ID: VQ63876-002
Batch: 63876
Analytical Method: MADEP-VPH-18-2.1

Matrix: Aqueous
Prep Method: VPH

Parameter	Spike Amount (ug/L)	Result (ug/L)	Q	Dil	% Rec	% Rec Limit	Analysis Date
C5 - C8 Aliphatics	150	130		1	87	70-130	08/18/2020 1028
C9 - C12 Aliphatics	180	150		1	83	70-130	08/18/2020 1028

Surrogate	Q	% Rec	Acceptance Limit
2,5-Dibromotoluene (FID)		84	70-130

LOQ = Limit of Quantitation
DL = Detection Limit
LOD = Limit of Detection

P = The RPD between two GC columns exceeds 40%
J = Estimated result < LOQ and ≥ DL
ND = Not detected at or above the LOQ

N = Recovery is out of criteria
+ = RPD is out of criteria

Note: Calculations are performed before rounding to avoid round-off errors in calculated results

MADEP VPH (aliphatics) - LCSD

Sample ID: VQ63876-003
Batch: 63876
Analytical Method: MADEP-VPH-18-2.1

Matrix: Aqueous
Prep Method: VPH

Parameter	Spike Amount (ug/L)	Result (ug/L)	Q	Dil	% Rec	% RPD	% Rec Limit	% RPD Limit	Analysis Date
C5 - C8 Aliphatics	150	140		1	92	5.2	70-130	25	08/18/2020 1057
C9 - C12 Aliphatics	180	160		1	89	7.0	70-130	25	08/18/2020 1057

Surrogate	Q	% Rec	Acceptance Limit
2,5-Dibromotoluene (FID)		90	70-130

LOQ = Limit of Quantitation
DL = Detection Limit
LOD = Limit of Detection

P = The RPD between two GC columns exceeds 40%
J = Estimated result < LOQ and ≥ DL
ND = Not detected at or above the LOQ

N = Recovery is out of criteria
+ = RPD is out of criteria

Note: Calculations are performed before rounding to avoid round-off errors in calculated results

MADEP VPH (aromatics) - MB

Sample ID: VQ63877-001
Batch: 63877
Analytical Method: MADEP-VPH-18-2.1

Matrix: Aqueous
Prep Method: VPH

Parameter	Result	Q	Dil	LOQ	Units	Analysis Date
C9 - C10 Aromatics	ND		1	25	ug/L	08/18/2020 1125

Surrogate	Q	% Rec	Acceptance Limit
2,5-Dibromotoluene (PID)		98	70-130

LOQ = Limit of Quantitation
DL = Detection Limit
LOD = Limit of Detection

P = The RPD between two GC columns exceeds 40%
J = Estimated result < LOQ and ≥ DL
ND = Not detected at or above the LOQ

N = Recovery is out of criteria
+ = RPD is out of criteria

Note: Calculations are performed before rounding to avoid round-off errors in calculated results

MADEP VPH (aromatics) - LCS

Sample ID: VQ63877-002
Batch: 63877
Analytical Method: MADEP-VPH-18-2.1

Matrix: Aqueous
Prep Method: VPH

Parameter	Spike Amount (ug/L)	Result (ug/L)	Q	Dil	% Rec	% Rec Limit	Analysis Date
C9 - C10 Aromatics	25	22		1	87	70-130	08/18/2020 1028

Surrogate	Q	% Rec	Acceptance Limit
2,5-Dibromotoluene (PID)		85	70-130

LOQ = Limit of Quantitation
DL = Detection Limit
LOD = Limit of Detection

P = The RPD between two GC columns exceeds 40%
J = Estimated result < LOQ and ≥ DL
ND = Not detected at or above the LOQ

N = Recovery is out of criteria
+ = RPD is out of criteria

Note: Calculations are performed before rounding to avoid round-off errors in calculated results

MADEP VPH (aromatics) - LCSD

Sample ID: VQ63877-003
Batch: 63877
Analytical Method: MADEP-VPH-18-2.1

Matrix: Aqueous
Prep Method: VPH

Parameter	Spike Amount (ug/L)	Result (ug/L)	Q	Dil	% Rec	% RPD	% Rec Limit	% RPD Limit	Analysis Date
C9 - C10 Aromatics	25	23		1	93	6.7	70-130	25	08/18/2020 1057

Surrogate	Q	% Rec	Acceptance Limit
2,5-Dibromotoluene (PID)		90	70-130

LOQ = Limit of Quantitation
DL = Detection Limit
LOD = Limit of Detection

P = The RPD between two GC columns exceeds 40%
J = Estimated result < LOQ and ≥ DL
ND = Not detected at or above the LOQ

N = Recovery is out of criteria
+ = RPD is out of criteria

Note: Calculations are performed before rounding to avoid round-off errors in calculated results

Chain of Custody

and

Miscellaneous Documents

Internal Transfer Chain of Custody

Pace Analytical
www.pacelabs.com

☐ Samples Pre-Logged into eCOC.

State Of Origin: NC
Cert. Needed: ☑ Yes ☐ No
Owner Received Date: 8/17/2020 Results Requested By: 8/18/2020

Workorder: 92491029 **Workorder Name:** Colonial Huntersville Release

Report To	Subcontract To
Angela Baioni Pace Analytical Charlotte 9800 Kincey Ave. Suite 100 Huntersville, NC 28078 Phone (704)875-9092	Pace Analytical West Columbia 106 Vantage Point Drive West Columbia, SC 29172 Phone (803)791-9700

Requested Analysis

VH18009

GSD

Item	Sample ID	Sample Type	Collect Date/Time	Lab ID	Matrix	Preserved Containers: HCl	NC VPH	LAB USE ONLY
1	14226 HC Rd.	PS	8/16/2020 13:10	92491029001	Water	☑	X	
2								
3								
4								
5								

Transfers	Released By	Date/Time	Received By	Date/Time
1	PACE	8-17-2020 1800		
2				
3	FedEx	8/18/2020 1157		8/18/2020 1157

Comments: RUSH

Cooler Temperature on Receipt 4.0 °C | Custody Seal Y or (N) | Received on ice (Y) or N | Samples Intact (Y) or N

****In order to maintain client confidentiality, location/name of the sampling site, sampler's name and signature may not be provided on this COC document. This chain of custody is considered complete as is since this information is available in the owner laboratory.*

Pace Analytical Services, LLC (formerly Shealy Environmental Services, Inc.)
106 Vantage Point Drive West Columbia, SC 29172 (803) 791-9700 Fax (803) 791-9111 www.pacelabs.com

Shealy Environmental Services, Inc.
Document Number: MED018C-14

Page 1 of 1
Effective Date: 8/2/2018

Sample Receipt Checklist (SRC)

Client: PACE Cooler Inspected by/date: JSH / 08/18/2020 Lot #: VH18009

Means of receipt: ☐ SESI ☐ Client ☐ UPS ☑ FedEx ☐ Other:

☐ Yes	☑ No		1. Were custody seals present on the cooler?
☐ Yes	☐ No	☑ NA	2. If custody seals were present, were they intact and unbroken?

pH Strip ID: NA Chlorine Strip ID: NA Tested by: NA

Original temperature upon receipt / Derived (Corrected) temperature upon receipt %Solid Snap-Cup ID: NA

4.0 / 4.0 °C NA / NA °C NA / NA °C NA / NA °C

Method: ☐ Temperature Blank ☑ Against Bottles IR Gun ID: 5 IR Gun Correction Factor: 0 °C

Method of coolant: ☑ Wet Ice ☐ Ice Packs ☐ Dry Ice ☐ None

☐ Yes	☐ No	☑ NA	3. If temperature of any cooler exceeded 6.0°C, was Project Manager Notified? PM was Notified by: phone / email / face-to-face (circle one).
☑ Yes	☐ No	☐ NA	4. Is the commercial courier's packing slip attached to this form?
☑ Yes	☐ No		5. Were proper custody procedures (relinquished/received) followed?
☑ Yes	☐ No		6. Were sample IDs listed on the COC?
☑ Yes	☐ No		7. Were sample IDs listed on all sample containers?
☑ Yes	☐ No		8. Was collection date & time listed on the COC?
☑ Yes	☐ No		9. Was collection date & time listed on all sample containers?
☑ Yes	☐ No		10. Did all container label information (ID, date, time) agree with the COC?
☑ Yes	☐ No		11. Were tests to be performed listed on the COC?
☑ Yes	☐ No		12. Did all samples arrive in the proper containers for each test and/or in good condition (unbroken, lids on, etc.)?
☑ Yes	☐ No		13. Was adequate sample volume available?
☑ Yes	☐ No		14. Were all samples received within ½ the holding time or 48 hours, whichever comes first?
☐ Yes	☑ No		15. Were any samples containers missing/excess (circle one) samples Not listed on COC?
☐ Yes	☑ No	☐ NA	16. For VOA and RSK-175 samples, were bubbles present >"pea-size" (¼" or 6mm in diameter) in any of the VOA vials?
☐ Yes	☐ No	☑ NA	17. Were all DRO/metals/nutrient samples received at a pH of < 2?
☐ Yes	☐ No	☑ NA	18. Were all cyanide samples received at a pH > 12 and sulfide samples received at a pH > 9?
☐ Yes	☐ No	☑ NA	19. Were all applicable NH_3/TKN/cyanide/phenol/625 (< 0.5mg/L) samples free of residual chlorine?
☐ Yes	☐ No	☑ NA	20. Were client remarks/requests (i.e. requested dilutions, MS/MSD designations, etc…) correctly transcribed from the COC into the comment section in LIMS?
☐ Yes	☑ No		21. Was the quote number listed on the container label? If yes, Quote # NA

Sample Preservation (Must be completed for any sample(s) incorrectly preserved or with headspace.)

Sample(s) NA were received incorrectly preserved and were adjusted accordingly in sample receiving with NA mL of circle one: H2SO4, HNO3, HCl, NaOH using SR # NA.
Time of preservation NA. If more than one preservative is needed, please note in the comments below.

Sample(s) NA were received with bubbles >6 mm in diameter.

Samples(s) NA were received with TRC > 0.5 mg/L (If #19 is *no*) and were adjusted accordingly in sample receiving with sodium thiosulfate ($Na_2S_2O_3$) with Shealy ID: NA.

SR barcode labels applied by: CMS2 Date: 08/18/2020

Comments:

Pace Analytical Services, LLC
9800 Kincey Ave. Suite 100
Huntersville, NC 28078
(704)875-9092

August 31, 2020

Andrew Street
Apex Companies - NC
5900 Northwoods Business Pkwy
Suite 5900-0
Charlotte, NC 28269

RE: Project: 2020-L1-2448 Incident
Pace Project No.: 92491030

Dear Andrew Street:

Enclosed are the analytical results for sample(s) received by the laboratory on August 16, 2020. The results relate only to the samples included in this report. Results reported herein conform to the applicable TNI/NELAC Standards and the laboratory's Quality Manual, where applicable, unless otherwise noted in the body of the report.

The test results provided in this final report were generated by each of the following laboratories within the Pace Network:

- Pace Analytical Services - Asheville
- Pace Analytical Services - Charlotte

A revised laboratory report is being submitted on 8/18/2020 to update the project name, per client request.

If you have any questions concerning this report, please feel free to contact me.

Sincerely,

Angela M. Baioni

Angela Baioni
angela.baioni@pacelabs.com
(704)875-9092
Project Manager

Enclosures

cc: J Culbreath, Colonial Pipeline Company
Robert Hughes, Colonial Pipeline
Margaret King, APEX Companies, LLC
Emily Little, Apex Companies
Jeff Morrison, Colonial Pipeline Company
Tom Naumann, APEX Companies - NC
Joe Nicolette, Montrose-EPS
Christopher Schultz, Apex Companies
J Tate, Colonial Pipeline Company
Alex Testoff, Montrose-EPS
Michael Verdon, Colonial Pipeline Company
JM Wyatt, Colonial Pipeline Company

REPORT OF LABORATORY ANALYSIS

This report shall not be reproduced, except in full,
without the written consent of Pace Analytical Services, LLC.

Pace Analytical Services, LLC
9800 Kincey Ave. Suite 100
Huntersville, NC 28078
(704)875-9092

CERTIFICATIONS

Project: 2020-L1-2448 Incident
Pace Project No.: 92491030

Pace Analytical Services Charlotte
9800 Kincey Ave. Ste 100, Huntersville, NC 28078
Louisiana/NELAP Certification # LA170028
North Carolina Drinking Water Certification #: 37706
North Carolina Field Services Certification #: 5342
North Carolina Wastewater Certification #: 12
South Carolina Certification #: 99006001
Florida/NELAP Certification #: E87627
Kentucky UST Certification #: 84
Virginia/VELAP Certification #: 460221

Pace Analytical Services Asheville
2225 Riverside Drive, Asheville, NC 28804
Florida/NELAP Certification #: E87648
Massachusetts Certification #: M-NC030
North Carolina Drinking Water Certification #: 37712
North Carolina Wastewater Certification #: 40
South Carolina Certification #: 99030001
Virginia/VELAP Certification #: 460222

This report shall not be reproduced, except in full,
without the written consent of Pace Analytical Services, LLC.

Pace Analytical Services, LLC
9800 Kincey Ave. Suite 100
Huntersville, NC 28078
(704)875-9092

SAMPLE ANALYTE COUNT

Project: 2020-L1-2448 Incident
Pace Project No.: 92491030

Lab ID	Sample ID	Method	Analysts	Analytes Reported	Laboratory
92491030001	**13926A_HC_RD**	EPA 6010D	DS	1	PASI-A
		SM 6200B	GAW	63	PASI-C
92491030002	**13926B_HC_RD**	EPA 6010D	DS	1	PASI-A
		SM 6200B	GAW	63	PASI-C

PASI-A = Pace Analytical Services - Asheville
PASI-C = Pace Analytical Services - Charlotte

This report shall not be reproduced, except in full,
without the written consent of Pace Analytical Services, LLC.

Pace Analytical Services, LLC
9800 Kincey Ave. Suite 100
Huntersville, NC 28078
(704)875-9092

ANALYTICAL RESULTS

Project: 2020-L1-2448 Incident
Pace Project No.: 92491030

Sample: 13926A_HC_RD **Lab ID: 92491030001** Collected: 08/16/20 11:50 Received: 08/16/20 13:05 Matrix: Water

Parameters	Results	Units	Report Limit	DF	Prepared	Analyzed	CAS No.	Qual
6010 MET ICP	Analytical Method: EPA 6010D Preparation Method: EPA 3010A Pace Analytical Services - Asheville							
Lead	ND	ug/L	5.0	1	08/17/20 13:40	08/17/20 18:58	7439-92-1	
6200B MSV	Analytical Method: SM 6200B Pace Analytical Services - Charlotte							
Benzene	ND	ug/L	0.50	1		08/16/20 13:56	71-43-2	
Bromobenzene	ND	ug/L	0.50	1		08/16/20 13:56	108-86-1	
Bromochloromethane	ND	ug/L	0.50	1		08/16/20 13:56	74-97-5	
Bromodichloromethane	ND	ug/L	0.50	1		08/16/20 13:56	75-27-4	
Bromoform	ND	ug/L	0.50	1		08/16/20 13:56	75-25-2	
Bromomethane	ND	ug/L	5.0	1		08/16/20 13:56	74-83-9	
n-Butylbenzene	ND	ug/L	0.50	1		08/16/20 13:56	104-51-8	
sec-Butylbenzene	ND	ug/L	0.50	1		08/16/20 13:56	135-98-8	
tert-Butylbenzene	ND	ug/L	0.50	1		08/16/20 13:56	98-06-6	
Carbon tetrachloride	ND	ug/L	0.50	1		08/16/20 13:56	56-23-5	
Chlorobenzene	ND	ug/L	0.50	1		08/16/20 13:56	108-90-7	
Chloroethane	ND	ug/L	1.0	1		08/16/20 13:56	75-00-3	
Chloroform	ND	ug/L	0.50	1		08/16/20 13:56	67-66-3	
Chloromethane	ND	ug/L	1.0	1		08/16/20 13:56	74-87-3	
2-Chlorotoluene	ND	ug/L	0.50	1		08/16/20 13:56	95-49-8	
4-Chlorotoluene	ND	ug/L	0.50	1		08/16/20 13:56	106-43-4	
1,2-Dibromo-3-chloropropane	ND	ug/L	1.0	1		08/16/20 13:56	96-12-8	
Dibromochloromethane	ND	ug/L	0.50	1		08/16/20 13:56	124-48-1	
1,2-Dibromoethane (EDB)	ND	ug/L	0.50	1		08/16/20 13:56	106-93-4	
Dibromomethane	ND	ug/L	0.50	1		08/16/20 13:56	74-95-3	
1,2-Dichlorobenzene	ND	ug/L	0.50	1		08/16/20 13:56	95-50-1	
1,3-Dichlorobenzene	ND	ug/L	0.50	1		08/16/20 13:56	541-73-1	
1,4-Dichlorobenzene	ND	ug/L	0.50	1		08/16/20 13:56	106-46-7	
Dichlorodifluoromethane	ND	ug/L	0.50	1		08/16/20 13:56	75-71-8	
1,1-Dichloroethane	ND	ug/L	0.50	1		08/16/20 13:56	75-34-3	
1,2-Dichloroethane	ND	ug/L	0.50	1		08/16/20 13:56	107-06-2	
1,1-Dichloroethene	ND	ug/L	0.50	1		08/16/20 13:56	75-35-4	
cis-1,2-Dichloroethene	ND	ug/L	0.50	1		08/16/20 13:56	156-59-2	
trans-1,2-Dichloroethene	ND	ug/L	0.50	1		08/16/20 13:56	156-60-5	
1,2-Dichloropropane	ND	ug/L	0.50	1		08/16/20 13:56	78-87-5	
1,3-Dichloropropane	ND	ug/L	0.50	1		08/16/20 13:56	142-28-9	
2,2-Dichloropropane	ND	ug/L	0.50	1		08/16/20 13:56	594-20-7	
1,1-Dichloropropene	ND	ug/L	0.50	1		08/16/20 13:56	563-58-6	
cis-1,3-Dichloropropene	ND	ug/L	0.50	1		08/16/20 13:56	10061-01-5	
trans-1,3-Dichloropropene	ND	ug/L	0.50	1		08/16/20 13:56	10061-02-6	
Diisopropyl ether	ND	ug/L	0.50	1		08/16/20 13:56	108-20-3	
Ethylbenzene	ND	ug/L	0.50	1		08/16/20 13:56	100-41-4	
Hexachloro-1,3-butadiene	ND	ug/L	2.0	1		08/16/20 13:56	87-68-3	
Isopropylbenzene (Cumene)	ND	ug/L	0.50	1		08/16/20 13:56	98-82-8	
Methylene Chloride	ND	ug/L	2.0	1		08/16/20 13:56	75-09-2	
Methyl-tert-butyl ether	ND	ug/L	0.50	1		08/16/20 13:56	1634-04-4	
Naphthalene	ND	ug/L	2.0	1		08/16/20 13:56	91-20-3	

REPORT OF LABORATORY ANALYSIS

This report shall not be reproduced, except in full,
without the written consent of Pace Analytical Services, LLC.

Pace Analytical Services, LLC
9800 Kincey Ave. Suite 100
Huntersville, NC 28078
(704)875-9092

ANALYTICAL RESULTS

Project: 2020-L1-2448 Incident
Pace Project No.: 92491030

Sample: 13926A_HC_RD **Lab ID: 92491030001** Collected: 08/16/20 11:50 Received: 08/16/20 13:05 Matrix: Water

Parameters	Results	Units	Report Limit	DF	Prepared	Analyzed	CAS No.	Qual
6200B MSV	Analytical Method: SM 6200B Pace Analytical Services - Charlotte							
n-Propylbenzene	ND	ug/L	0.50	1		08/16/20 13:56	103-65-1	
Styrene	ND	ug/L	0.50	1		08/16/20 13:56	100-42-5	
1,1,1,2-Tetrachloroethane	ND	ug/L	0.50	1		08/16/20 13:56	630-20-6	
1,1,2,2-Tetrachloroethane	ND	ug/L	0.50	1		08/16/20 13:56	79-34-5	
Tetrachloroethene	ND	ug/L	0.50	1		08/16/20 13:56	127-18-4	
Toluene	ND	ug/L	0.50	1		08/16/20 13:56	108-88-3	
1,2,3-Trichlorobenzene	ND	ug/L	2.0	1		08/16/20 13:56	87-61-6	
1,2,4-Trichlorobenzene	ND	ug/L	2.0	1		08/16/20 13:56	120-82-1	
1,1,1-Trichloroethane	ND	ug/L	0.50	1		08/16/20 13:56	71-55-6	
1,1,2-Trichloroethane	ND	ug/L	0.50	1		08/16/20 13:56	79-00-5	
Trichloroethene	ND	ug/L	0.50	1		08/16/20 13:56	79-01-6	
Trichlorofluoromethane	ND	ug/L	1.0	1		08/16/20 13:56	75-69-4	
1,2,3-Trichloropropane	ND	ug/L	0.50	1		08/16/20 13:56	96-18-4	
1,2,4-Trimethylbenzene	ND	ug/L	0.50	1		08/16/20 13:56	95-63-6	
1,3,5-Trimethylbenzene	ND	ug/L	0.50	1		08/16/20 13:56	108-67-8	
Vinyl chloride	ND	ug/L	1.0	1		08/16/20 13:56	75-01-4	
m&p-Xylene	ND	ug/L	1.0	1		08/16/20 13:56	179601-23-1	
o-Xylene	ND	ug/L	0.50	1		08/16/20 13:56	95-47-6	
Surrogates								
1,2-Dichloroethane-d4 (S)	93	%	70-130	1		08/16/20 13:56	17060-07-0	
4-Bromofluorobenzene (S)	102	%	70-130	1		08/16/20 13:56	460-00-4	
Toluene-d8 (S)	102	%	70-130	1		08/16/20 13:56	2037-26-5	

REPORT OF LABORATORY ANALYSIS

This report shall not be reproduced, except in full,
without the written consent of Pace Analytical Services, LLC.

Pace Analytical Services, LLC
9800 Kincey Ave. Suite 100
Huntersville, NC 28078
(704)875-9092

ANALYTICAL RESULTS

Project: 2020-L1-2448 Incident
Pace Project No.: 92491030

Sample: 13926B_HC_RD **Lab ID: 92491030002** Collected: 08/16/20 11:45 Received: 08/16/20 13:05 Matrix: Water

Parameters	Results	Units	Report Limit	DF	Prepared	Analyzed	CAS No.	Qual
6010 MET ICP	Analytical Method: EPA 6010D Preparation Method: EPA 3010A Pace Analytical Services - Asheville							
Lead	ND	ug/L	5.0	1	08/17/20 13:40	08/17/20 19:01	7439-92-1	
6200B MSV	Analytical Method: SM 6200B Pace Analytical Services - Charlotte							
Benzene	ND	ug/L	0.50	1		08/16/20 14:15	71-43-2	
Bromobenzene	ND	ug/L	0.50	1		08/16/20 14:15	108-86-1	
Bromochloromethane	ND	ug/L	0.50	1		08/16/20 14:15	74-97-5	
Bromodichloromethane	ND	ug/L	0.50	1		08/16/20 14:15	75-27-4	
Bromoform	ND	ug/L	0.50	1		08/16/20 14:15	75-25-2	
Bromomethane	ND	ug/L	5.0	1		08/16/20 14:15	74-83-9	
n-Butylbenzene	ND	ug/L	0.50	1		08/16/20 14:15	104-51-8	
sec-Butylbenzene	ND	ug/L	0.50	1		08/16/20 14:15	135-98-8	
tert-Butylbenzene	ND	ug/L	0.50	1		08/16/20 14:15	98-06-6	
Carbon tetrachloride	ND	ug/L	0.50	1		08/16/20 14:15	56-23-5	
Chlorobenzene	ND	ug/L	0.50	1		08/16/20 14:15	108-90-7	
Chloroethane	ND	ug/L	1.0	1		08/16/20 14:15	75-00-3	
Chloroform	**8.9**	ug/L	0.50	1		08/16/20 14:15	67-66-3	
Chloromethane	ND	ug/L	1.0	1		08/16/20 14:15	74-87-3	
2-Chlorotoluene	ND	ug/L	0.50	1		08/16/20 14:15	95-49-8	
4-Chlorotoluene	ND	ug/L	0.50	1		08/16/20 14:15	106-43-4	
1,2-Dibromo-3-chloropropane	ND	ug/L	1.0	1		08/16/20 14:15	96-12-8	
Dibromochloromethane	ND	ug/L	0.50	1		08/16/20 14:15	124-48-1	
1,2-Dibromoethane (EDB)	ND	ug/L	0.50	1		08/16/20 14:15	106-93-4	
Dibromomethane	ND	ug/L	0.50	1		08/16/20 14:15	74-95-3	
1,2-Dichlorobenzene	ND	ug/L	0.50	1		08/16/20 14:15	95-50-1	
1,3-Dichlorobenzene	ND	ug/L	0.50	1		08/16/20 14:15	541-73-1	
1,4-Dichlorobenzene	ND	ug/L	0.50	1		08/16/20 14:15	106-46-7	
Dichlorodifluoromethane	ND	ug/L	0.50	1		08/16/20 14:15	75-71-8	
1,1-Dichloroethane	ND	ug/L	0.50	1		08/16/20 14:15	75-34-3	
1,2-Dichloroethane	ND	ug/L	0.50	1		08/16/20 14:15	107-06-2	
1,1-Dichloroethene	ND	ug/L	0.50	1		08/16/20 14:15	75-35-4	
cis-1,2-Dichloroethene	ND	ug/L	0.50	1		08/16/20 14:15	156-59-2	
trans-1,2-Dichloroethene	ND	ug/L	0.50	1		08/16/20 14:15	156-60-5	
1,2-Dichloropropane	ND	ug/L	0.50	1		08/16/20 14:15	78-87-5	
1,3-Dichloropropane	ND	ug/L	0.50	1		08/16/20 14:15	142-28-9	
2,2-Dichloropropane	ND	ug/L	0.50	1		08/16/20 14:15	594-20-7	
1,1-Dichloropropene	ND	ug/L	0.50	1		08/16/20 14:15	563-58-6	
cis-1,3-Dichloropropene	ND	ug/L	0.50	1		08/16/20 14:15	10061-01-5	
trans-1,3-Dichloropropene	ND	ug/L	0.50	1		08/16/20 14:15	10061-02-6	
Diisopropyl ether	ND	ug/L	0.50	1		08/16/20 14:15	108-20-3	
Ethylbenzene	ND	ug/L	0.50	1		08/16/20 14:15	100-41-4	
Hexachloro-1,3-butadiene	ND	ug/L	2.0	1		08/16/20 14:15	87-68-3	
Isopropylbenzene (Cumene)	ND	ug/L	0.50	1		08/16/20 14:15	98-82-8	
Methylene Chloride	ND	ug/L	2.0	1		08/16/20 14:15	75-09-2	
Methyl-tert-butyl ether	ND	ug/L	0.50	1		08/16/20 14:15	1634-04-4	
Naphthalene	ND	ug/L	2.0	1		08/16/20 14:15	91-20-3	

REPORT OF LABORATORY ANALYSIS

This report shall not be reproduced, except in full,
without the written consent of Pace Analytical Services, LLC.

Pace Analytical Services, LLC
9800 Kincey Ave. Suite 100
Huntersville, NC 28078
(704)875-9092

ANALYTICAL RESULTS

Project: 2020-L1-2448 Incident
Pace Project No.: 92491030

Sample: 13926B_HC_RD **Lab ID: 92491030002** Collected: 08/16/20 11:45 Received: 08/16/20 13:05 Matrix: Water

Parameters	Results	Units	Report Limit	DF	Prepared	Analyzed	CAS No.	Qual
6200B MSV	Analytical Method: SM 6200B Pace Analytical Services - Charlotte							
n-Propylbenzene	ND	ug/L	0.50	1		08/16/20 14:15	103-65-1	
Styrene	ND	ug/L	0.50	1		08/16/20 14:15	100-42-5	
1,1,1,2-Tetrachloroethane	ND	ug/L	0.50	1		08/16/20 14:15	630-20-6	
1,1,2,2-Tetrachloroethane	ND	ug/L	0.50	1		08/16/20 14:15	79-34-5	
Tetrachloroethene	ND	ug/L	0.50	1		08/16/20 14:15	127-18-4	
Toluene	ND	ug/L	0.50	1		08/16/20 14:15	108-88-3	
1,2,3-Trichlorobenzene	ND	ug/L	2.0	1		08/16/20 14:15	87-61-6	
1,2,4-Trichlorobenzene	ND	ug/L	2.0	1		08/16/20 14:15	120-82-1	
1,1,1-Trichloroethane	ND	ug/L	0.50	1		08/16/20 14:15	71-55-6	
1,1,2-Trichloroethane	ND	ug/L	0.50	1		08/16/20 14:15	79-00-5	
Trichloroethene	ND	ug/L	0.50	1		08/16/20 14:15	79-01-6	
Trichlorofluoromethane	ND	ug/L	1.0	1		08/16/20 14:15	75-69-4	
1,2,3-Trichloropropane	ND	ug/L	0.50	1		08/16/20 14:15	96-18-4	
1,2,4-Trimethylbenzene	ND	ug/L	0.50	1		08/16/20 14:15	95-63-6	
1,3,5-Trimethylbenzene	ND	ug/L	0.50	1		08/16/20 14:15	108-67-8	
Vinyl chloride	ND	ug/L	1.0	1		08/16/20 14:15	75-01-4	
m&p-Xylene	ND	ug/L	1.0	1		08/16/20 14:15	179601-23-1	
o-Xylene	ND	ug/L	0.50	1		08/16/20 14:15	95-47-6	
Surrogates								
1,2-Dichloroethane-d4 (S)	91	%	70-130	1		08/16/20 14:15	17060-07-0	
4-Bromofluorobenzene (S)	102	%	70-130	1		08/16/20 14:15	460-00-4	
Toluene-d8 (S)	102	%	70-130	1		08/16/20 14:15	2037-26-5	

REPORT OF LABORATORY ANALYSIS

This report shall not be reproduced, except in full,
without the written consent of Pace Analytical Services, LLC.

Pace Analytical Services, LLC
9800 Kincey Ave. Suite 100
Huntersville, NC 28078
(704)875-9092

QUALITY CONTROL DATA

Project: 2020-L1-2448 Incident
Pace Project No.: 92491030

QC Batch: 560420
QC Batch Method: EPA 3010A
Analysis Method: EPA 6010D
Analysis Description: 6010 MET
Laboratory: Pace Analytical Services - Asheville
Associated Lab Samples: 92491030001, 92491030002

METHOD BLANK: 2973431 Matrix: Water
Associated Lab Samples: 92491030001, 92491030002

Parameter	Units	Blank Result	Reporting Limit	Analyzed	Qualifiers
Lead	ug/L	ND	5.0	08/17/20 18:35	

LABORATORY CONTROL SAMPLE: 2973432

Parameter	Units	Spike Conc.	LCS Result	LCS % Rec	% Rec Limits	Qualifiers
Lead	ug/L	500	499	100	80-120	

MATRIX SPIKE & MATRIX SPIKE DUPLICATE: 2973433 2973434

Parameter	Units	92491027001 Result	MS Spike Conc.	MSD Spike Conc.	MS Result	MSD Result	MS % Rec	MSD % Rec	% Rec Limits	RPD	Qual
Lead	ug/L	ND	500	500	502	500	100	100	75-125	0	

Results presented on this page are in the units indicated by the "Units" column except where an alternate unit is presented to the right of the result.

REPORT OF LABORATORY ANALYSIS

This report shall not be reproduced, except in full,
without the written consent of Pace Analytical Services, LLC.

Pace Analytical Services, LLC
9800 Kincey Ave. Suite 100
Huntersville, NC 28078
(704)875-9092

QUALITY CONTROL DATA

Project: 2020-L1-2448 Incident
Pace Project No.: 92491030

QC Batch: 560325
QC Batch Method: SM 6200B
Analysis Method: SM 6200B
Analysis Description: 6200B MSV
Laboratory: Pace Analytical Services - Charlotte
Associated Lab Samples: 92491030001, 92491030002

METHOD BLANK: 2972882 Matrix: Water
Associated Lab Samples: 92491030001, 92491030002

Parameter	Units	Blank Result	Reporting Limit	Analyzed	Qualifiers
1,1,1,2-Tetrachloroethane	ug/L	ND	0.50	08/16/20 09:21	
1,1,1-Trichloroethane	ug/L	ND	0.50	08/16/20 09:21	
1,1,2,2-Tetrachloroethane	ug/L	ND	0.50	08/16/20 09:21	
1,1,2-Trichloroethane	ug/L	ND	0.50	08/16/20 09:21	
1,1-Dichloroethane	ug/L	ND	0.50	08/16/20 09:21	
1,1-Dichloroethene	ug/L	ND	0.50	08/16/20 09:21	
1,1-Dichloropropene	ug/L	ND	0.50	08/16/20 09:21	
1,2,3-Trichlorobenzene	ug/L	ND	2.0	08/16/20 09:21	
1,2,3-Trichloropropane	ug/L	ND	0.50	08/16/20 09:21	
1,2,4-Trichlorobenzene	ug/L	ND	2.0	08/16/20 09:21	
1,2,4-Trimethylbenzene	ug/L	ND	0.50	08/16/20 09:21	
1,2-Dibromo-3-chloropropane	ug/L	ND	1.0	08/16/20 09:21	
1,2-Dibromoethane (EDB)	ug/L	ND	0.50	08/16/20 09:21	
1,2-Dichlorobenzene	ug/L	ND	0.50	08/16/20 09:21	
1,2-Dichloroethane	ug/L	ND	0.50	08/16/20 09:21	
1,2-Dichloropropane	ug/L	ND	0.50	08/16/20 09:21	
1,3,5-Trimethylbenzene	ug/L	ND	0.50	08/16/20 09:21	
1,3-Dichlorobenzene	ug/L	ND	0.50	08/16/20 09:21	
1,3-Dichloropropane	ug/L	ND	0.50	08/16/20 09:21	
1,4-Dichlorobenzene	ug/L	ND	0.50	08/16/20 09:21	
2,2-Dichloropropane	ug/L	ND	0.50	08/16/20 09:21	
2-Chlorotoluene	ug/L	ND	0.50	08/16/20 09:21	
4-Chlorotoluene	ug/L	ND	0.50	08/16/20 09:21	
Benzene	ug/L	ND	0.50	08/16/20 09:21	
Bromobenzene	ug/L	ND	0.50	08/16/20 09:21	
Bromochloromethane	ug/L	ND	0.50	08/16/20 09:21	
Bromodichloromethane	ug/L	ND	0.50	08/16/20 09:21	
Bromoform	ug/L	ND	0.50	08/16/20 09:21	
Bromomethane	ug/L	ND	5.0	08/16/20 09:21	
Carbon tetrachloride	ug/L	ND	0.50	08/16/20 09:21	
Chlorobenzene	ug/L	ND	0.50	08/16/20 09:21	
Chloroethane	ug/L	ND	1.0	08/16/20 09:21	
Chloroform	ug/L	ND	0.50	08/16/20 09:21	
Chloromethane	ug/L	ND	1.0	08/16/20 09:21	
cis-1,2-Dichloroethene	ug/L	ND	0.50	08/16/20 09:21	
cis-1,3-Dichloropropene	ug/L	ND	0.50	08/16/20 09:21	
Dibromochloromethane	ug/L	ND	0.50	08/16/20 09:21	
Dibromomethane	ug/L	ND	0.50	08/16/20 09:21	
Dichlorodifluoromethane	ug/L	ND	0.50	08/16/20 09:21	
Diisopropyl ether	ug/L	ND	0.50	08/16/20 09:21	

Results presented on this page are in the units indicated by the "Units" column except where an alternate unit is presented to the right of the result.

REPORT OF LABORATORY ANALYSIS

This report shall not be reproduced, except in full,
without the written consent of Pace Analytical Services, LLC.

Pace Analytical Services, LLC
9800 Kincey Ave. Suite 100
Huntersville, NC 28078
(704)875-9092

QUALITY CONTROL DATA

Project: 2020-L1-2448 Incident
Pace Project No.: 92491030

METHOD BLANK: 2972882 Matrix: Water
Associated Lab Samples: 92491030001, 92491030002

Parameter	Units	Blank Result	Reporting Limit	Analyzed	Qualifiers
Ethylbenzene	ug/L	ND	0.50	08/16/20 09:21	
Hexachloro-1,3-butadiene	ug/L	ND	2.0	08/16/20 09:21	
Isopropylbenzene (Cumene)	ug/L	ND	0.50	08/16/20 09:21	
m&p-Xylene	ug/L	ND	1.0	08/16/20 09:21	
Methyl-tert-butyl ether	ug/L	ND	0.50	08/16/20 09:21	
Methylene Chloride	ug/L	ND	2.0	08/16/20 09:21	
n-Butylbenzene	ug/L	ND	0.50	08/16/20 09:21	
n-Propylbenzene	ug/L	ND	0.50	08/16/20 09:21	
Naphthalene	ug/L	ND	2.0	08/16/20 09:21	
o-Xylene	ug/L	ND	0.50	08/16/20 09:21	
sec-Butylbenzene	ug/L	ND	0.50	08/16/20 09:21	
Styrene	ug/L	ND	0.50	08/16/20 09:21	
tert-Butylbenzene	ug/L	ND	0.50	08/16/20 09:21	
Tetrachloroethene	ug/L	ND	0.50	08/16/20 09:21	
Toluene	ug/L	ND	0.50	08/16/20 09:21	
trans-1,2-Dichloroethene	ug/L	ND	0.50	08/16/20 09:21	
trans-1,3-Dichloropropene	ug/L	ND	0.50	08/16/20 09:21	
Trichloroethene	ug/L	ND	0.50	08/16/20 09:21	
Trichlorofluoromethane	ug/L	ND	1.0	08/16/20 09:21	
Vinyl chloride	ug/L	ND	1.0	08/16/20 09:21	
1,2-Dichloroethane-d4 (S)	%	88	70-130	08/16/20 09:21	
4-Bromofluorobenzene (S)	%	103	70-130	08/16/20 09:21	
Toluene-d8 (S)	%	104	70-130	08/16/20 09:21	

LABORATORY CONTROL SAMPLE: 2972883

Parameter	Units	Spike Conc.	LCS Result	LCS % Rec	% Rec Limits	Qualifiers
1,1,1,2-Tetrachloroethane	ug/L	50	55.2	110	60-140	
1,1,1-Trichloroethane	ug/L	50	53.1	106	60-140	
1,1,2,2-Tetrachloroethane	ug/L	50	52.8	106	60-140	
1,1,2-Trichloroethane	ug/L	50	56.4	113	60-140	
1,1-Dichloroethane	ug/L	50	52.2	104	60-140	
1,1-Dichloroethene	ug/L	50	51.7	103	60-140	
1,1-Dichloropropene	ug/L	50	57.8	116	60-140	
1,2,3-Trichlorobenzene	ug/L	50	47.5	95	60-140	
1,2,3-Trichloropropane	ug/L	50	51.7	103	60-140	
1,2,4-Trichlorobenzene	ug/L	50	48.9	98	60-140	
1,2,4-Trimethylbenzene	ug/L	50	50.9	102	60-140	
1,2-Dibromo-3-chloropropane	ug/L	50	53.8	108	60-140	
1,2-Dibromoethane (EDB)	ug/L	50	58.5	117	60-140	
1,2-Dichlorobenzene	ug/L	50	50.4	101	60-140	
1,2-Dichloroethane	ug/L	50	47.4	95	60-140	
1,2-Dichloropropane	ug/L	50	58.1	116	60-140	
1,3,5-Trimethylbenzene	ug/L	50	50.3	101	60-140	

Results presented on this page are in the units indicated by the "Units" column except where an alternate unit is presented to the right of the result.

REPORT OF LABORATORY ANALYSIS

This report shall not be reproduced, except in full,
without the written consent of Pace Analytical Services, LLC.

Pace Analytical Services, LLC
9800 Kincey Ave. Suite 100
Huntersville, NC 28078
(704)875-9092

QUALITY CONTROL DATA

Project: 2020-L1-2448 Incident
Pace Project No.: 92491030

LABORATORY CONTROL SAMPLE: 2972883

Parameter	Units	Spike Conc.	LCS Result	LCS % Rec	% Rec Limits	Qualifiers
1,3-Dichlorobenzene	ug/L	50	50.7	101	60-140	
1,3-Dichloropropane	ug/L	50	56.7	113	60-140	
1,4-Dichlorobenzene	ug/L	50	49.3	99	60-140	
2,2-Dichloropropane	ug/L	50	54.5	109	60-140	
2-Chlorotoluene	ug/L	50	49.1	98	60-140	
4-Chlorotoluene	ug/L	50	48.8	98	60-140	
Benzene	ug/L	50	52.6	105	60-140	
Bromobenzene	ug/L	50	49.5	99	60-140	
Bromochloromethane	ug/L	50	54.5	109	60-140	
Bromodichloromethane	ug/L	50	50.0	100	60-140	
Bromoform	ug/L	50	57.1	114	60-140	
Bromomethane	ug/L	50	46.2	92	60-140	
Carbon tetrachloride	ug/L	50	52.5	105	60-140	
Chlorobenzene	ug/L	50	50.7	101	60-140	
Chloroethane	ug/L	50	47.2	94	60-140	
Chloroform	ug/L	50	50.2	100	60-140	
Chloromethane	ug/L	50	39.9	80	60-140	
cis-1,2-Dichloroethene	ug/L	50	52.5	105	60-140	
cis-1,3-Dichloropropene	ug/L	50	62.0	124	60-140	
Dibromochloromethane	ug/L	50	59.0	118	60-140	
Dibromomethane	ug/L	50	54.6	109	60-140	
Dichlorodifluoromethane	ug/L	50	37.6	75	60-140	
Diisopropyl ether	ug/L	50	56.7	113	60-140	
Ethylbenzene	ug/L	50	50.0	100	60-140	
Hexachloro-1,3-butadiene	ug/L	50	47.7	95	60-140	
Isopropylbenzene (Cumene)	ug/L	50	50.4	101	60-140	
m&p-Xylene	ug/L	100	100	100	60-140	
Methyl-tert-butyl ether	ug/L	50	60.3	121	60-140	
Methylene Chloride	ug/L	50	46.9	94	60-140	
n-Butylbenzene	ug/L	50	48.3	97	60-140	
n-Propylbenzene	ug/L	50	48.9	98	60-140	
Naphthalene	ug/L	50	48.3	97	60-140	
o-Xylene	ug/L	50	50.5	101	60-140	
sec-Butylbenzene	ug/L	50	48.9	98	60-140	
Styrene	ug/L	50	53.9	108	60-140	
tert-Butylbenzene	ug/L	50	42.5	85	60-140	
Tetrachloroethene	ug/L	50	52.2	104	60-140	
Toluene	ug/L	50	49.0	98	60-140	
trans-1,2-Dichloroethene	ug/L	50	53.3	107	60-140	
trans-1,3-Dichloropropene	ug/L	50	58.0	116	60-140	
Trichloroethene	ug/L	50	56.3	113	60-140	
Trichlorofluoromethane	ug/L	50	44.9	90	60-140	
Vinyl chloride	ug/L	50	44.3	89	60-140	
1,2-Dichloroethane-d4 (S)	%			95	70-130	
4-Bromofluorobenzene (S)	%			99	70-130	
Toluene-d8 (S)	%			97	70-130	

Results presented on this page are in the units indicated by the "Units" column except where an alternate unit is presented to the right of the result.

REPORT OF LABORATORY ANALYSIS

This report shall not be reproduced, except in full,
without the written consent of Pace Analytical Services, LLC.

Pace Analytical Services, LLC
9800 Kincey Ave. Suite 100
Huntersville, NC 28078
(704)875-9092

QUALITY CONTROL DATA

Project: 2020-L1-2448 Incident
Pace Project No.: 92491030

MATRIX SPIKE & MATRIX SPIKE DUPLICATE: 2972884 2972885

Parameter	Units	92491030002 Result	MS Spike Conc.	MSD Spike Conc.	MS Result	MSD Result	MS % Rec	MSD % Rec	% Rec Limits	RPD	Qual
1,1,1,2-Tetrachloroethane	ug/L	ND	20	20	22.4	22.2	112	111	60-140	1	
1,1,1-Trichloroethane	ug/L	ND	20	20	22.8	22.1	114	110	60-140	3	
1,1,2,2-Tetrachloroethane	ug/L	ND	20	20	21.6	20.9	108	105	60-140	3	
1,1,2-Trichloroethane	ug/L	ND	20	20	23.0	22.3	115	111	60-140	3	
1,1-Dichloroethane	ug/L	ND	20	20	22.6	22.0	113	110	60-140	3	
1,1-Dichloroethene	ug/L	ND	20	20	20.9	20.7	104	104	60-140	1	
1,1-Dichloropropene	ug/L	ND	20	20	23.1	23.0	116	115	60-140	1	
1,2,3-Trichlorobenzene	ug/L	ND	20	20	20.7	20.0	103	100	60-140	3	
1,2,3-Trichloropropane	ug/L	ND	20	20	21.1	20.2	106	101	60-140	5	
1,2,4-Trichlorobenzene	ug/L	ND	20	20	20.8	20.5	104	103	60-140	1	
1,2,4-Trimethylbenzene	ug/L	ND	20	20	21.5	21.4	108	107	60-140	0	
1,2-Dibromo-3-chloropropane	ug/L	ND	20	20	22.9	21.7	114	109	60-140	5	
1,2-Dibromoethane (EDB)	ug/L	ND	20	20	23.7	22.9	119	115	60-140	3	
1,2-Dichlorobenzene	ug/L	ND	20	20	22.2	22.3	111	112	60-140	0	
1,2-Dichloroethane	ug/L	ND	20	20	19.8	19.3	99	96	60-140	3	
1,2-Dichloropropane	ug/L	ND	20	20	23.7	23.5	119	117	60-140	1	
1,3,5-Trimethylbenzene	ug/L	ND	20	20	21.9	21.5	110	108	60-140	2	
1,3-Dichlorobenzene	ug/L	ND	20	20	23.1	22.4	115	112	60-140	3	
1,3-Dichloropropane	ug/L	ND	20	20	23.2	22.4	116	112	60-140	3	
1,4-Dichlorobenzene	ug/L	ND	20	20	22.2	21.5	111	108	60-140	3	
2,2-Dichloropropane	ug/L	ND	20	20	22.9	22.7	115	113	60-140	1	
2-Chlorotoluene	ug/L	ND	20	20	22.6	22.4	113	112	60-140	1	
4-Chlorotoluene	ug/L	ND	20	20	22.0	22.0	110	110	60-140	0	
Benzene	ug/L	ND	20	20	22.7	22.3	114	111	60-140	2	
Bromobenzene	ug/L	ND	20	20	22.2	21.5	111	108	60-140	3	
Bromochloromethane	ug/L	ND	20	20	23.2	22.0	116	110	60-140	6	
Bromodichloromethane	ug/L	ND	20	20	20.8	20.5	104	103	60-140	1	
Bromoform	ug/L	ND	20	20	22.7	22.2	113	111	60-140	2	
Bromomethane	ug/L	ND	20	20	24.3	24.1	122	121	60-140	1	
Carbon tetrachloride	ug/L	ND	20	20	22.9	22.6	115	113	60-140	1	
Chlorobenzene	ug/L	ND	20	20	22.4	21.6	112	108	60-140	4	
Chloroethane	ug/L	ND	20	20	21.9	21.4	109	107	60-140	2	
Chloroform	ug/L	8.9	20	20	29.5	30.2	103	107	60-140	2	
Chloromethane	ug/L	ND	20	20	17.0	16.6	85	83	60-140	2	
cis-1,2-Dichloroethene	ug/L	ND	20	20	22.3	22.0	112	110	60-140	1	
cis-1,3-Dichloropropene	ug/L	ND	20	20	24.3	23.7	121	118	60-140	2	
Dibromochloromethane	ug/L	ND	20	20	23.1	22.5	116	113	60-140	3	
Dibromomethane	ug/L	ND	20	20	23.7	22.6	119	113	60-140	5	
Dichlorodifluoromethane	ug/L	ND	20	20	13.8	13.2	69	66	60-140	4	
Diisopropyl ether	ug/L	ND	20	20	22.1	21.4	111	107	60-140	3	
Ethylbenzene	ug/L	ND	20	20	22.4	21.9	112	110	60-140	2	
Hexachloro-1,3-butadiene	ug/L	ND	20	20	20.9	20.7	105	104	60-140	1	
Isopropylbenzene (Cumene)	ug/L	ND	20	20	22.6	22.3	113	111	60-140	2	
m&p-Xylene	ug/L	ND	40	40	45.2	44.5	113	111	60-140	1	
Methyl-tert-butyl ether	ug/L	ND	20	20	22.9	22.0	114	110	60-140	4	
Methylene Chloride	ug/L	ND	20	20	20.6	20.2	103	101	60-140	2	

Results presented on this page are in the units indicated by the "Units" column except where an alternate unit is presented to the right of the result.

REPORT OF LABORATORY ANALYSIS

This report shall not be reproduced, except in full,
without the written consent of Pace Analytical Services, LLC.

Pace Analytical Services, LLC
9800 Kincey Ave. Suite 100
Huntersville, NC 28078
(704)875-9092

QUALITY CONTROL DATA

Project: 2020-L1-2448 Incident
Pace Project No.: 92491030

MATRIX SPIKE & MATRIX SPIKE DUPLICATE: 2972884 2972885

Parameter	Units	92491030002 Result	MS Spike Conc.	MSD Spike Conc.	MS Result	MSD Result	MS % Rec	MSD % Rec	% Rec Limits	RPD	Qual
n-Butylbenzene	ug/L	ND	20	20	21.0	20.7	105	103	60-140	2	
n-Propylbenzene	ug/L	ND	20	20	22.4	22.0	112	110	60-140	2	
Naphthalene	ug/L	ND	20	20	21.0	20.4	105	102	60-140	3	
o-Xylene	ug/L	ND	20	20	22.6	22.8	113	114	60-140	1	
sec-Butylbenzene	ug/L	ND	20	20	21.9	21.9	110	109	60-140	0	
Styrene	ug/L	ND	20	20	23.7	23.3	118	116	60-140	2	
tert-Butylbenzene	ug/L	ND	20	20	19.4	19.2	97	96	60-140	1	
Tetrachloroethene	ug/L	ND	20	20	22.7	22.4	114	112	60-140	1	
Toluene	ug/L	ND	20	20	21.8	21.5	109	108	60-140	1	
trans-1,2-Dichloroethene	ug/L	ND	20	20	22.8	22.3	114	112	60-140	2	
trans-1,3-Dichloropropene	ug/L	ND	20	20	23.3	22.8	117	114	60-140	2	
Trichloroethene	ug/L	ND	20	20	23.3	23.4	116	117	60-140	0	
Trichlorofluoromethane	ug/L	ND	20	20	20.2	18.4	101	92	60-140	9	
Vinyl chloride	ug/L	ND	20	20	18.8	18.7	94	93	60-140	1	
1,2-Dichloroethane-d4 (S)	%						96	92	70-130		
4-Bromofluorobenzene (S)	%						100	100	70-130		
Toluene-d8 (S)	%						98	99	70-130		

Results presented on this page are in the units indicated by the "Units" column except where an alternate unit is presented to the right of the result.

REPORT OF LABORATORY ANALYSIS

This report shall not be reproduced, except in full,
without the written consent of Pace Analytical Services, LLC.

Pace Analytical Services, LLC
9800 Kincey Ave. Suite 100
Huntersville, NC 28078
(704)875-9092

QUALIFIERS

Project: 2020-L1-2448 Incident
Pace Project No.: 92491030

DEFINITIONS

DF - Dilution Factor, if reported, represents the factor applied to the reported data due to dilution of the sample aliquot.

ND - Not Detected at or above adjusted reporting limit.

TNTC - Too Numerous To Count

J - Estimated concentration above the adjusted method detection limit and below the adjusted reporting limit.

MDL - Adjusted Method Detection Limit.

PQL - Practical Quantitation Limit.

RL - Reporting Limit - The lowest concentration value that meets project requirements for quantitative data with known precision and bias for a specific analyte in a specific matrix.

S - Surrogate

1,2-Diphenylhydrazine decomposes to and cannot be separated from Azobenzene using Method 8270. The result for each analyte is a combined concentration.

Consistent with EPA guidelines, unrounded data are displayed and have been used to calculate % recovery and RPD values.

LCS(D) - Laboratory Control Sample (Duplicate)

MS(D) - Matrix Spike (Duplicate)

DUP - Sample Duplicate

RPD - Relative Percent Difference

NC - Not Calculable.

SG - Silica Gel - Clean-Up

U - Indicates the compound was analyzed for, but not detected.

Acid preservation may not be appropriate for 2 Chloroethylvinyl ether.

A separate vial preserved to a pH of 4-5 is recommended in SW846 Chapter 4 for the analysis of Acrolein and Acrylonitrile by EPA Method 8260.

N-Nitrosodiphenylamine decomposes and cannot be separated from Diphenylamine using Method 8270. The result reported for each analyte is a combined concentration.

Pace Analytical is TNI accredited. Contact your Pace PM for the current list of accredited analytes.

TNI - The NELAC Institute.

This report shall not be reproduced, except in full,
without the written consent of Pace Analytical Services, LLC.

Pace Analytical Services, LLC
9800 Kincey Ave. Suite 100
Huntersville, NC 28078
(704)875-9092

QUALITY CONTROL DATA CROSS REFERENCE TABLE

Project: 2020-L1-2448 Incident
Pace Project No.: 92491030

Lab ID	Sample ID	QC Batch Method	QC Batch	Analytical Method	Analytical Batch
92491030001	**13926A_HC_RD**	EPA 3010A	560420	EPA 6010D	560429
92491030002	**13926B_HC_RD**	EPA 3010A	560420	EPA 6010D	560429
92491030001	**13926A_HC_RD**	SM 6200B	560325		
92491030002	**13926B_HC_RD**	SM 6200B	560325		

This report shall not be reproduced, except in full,
without the written consent of Pace Analytical Services, LLC.

CHAIN-OF-CUSTODY Analytical Request Document

Pace Analytical

Chain-of-Custody is a LEGAL DOCUMENT - Complete all relevent fields

WO# : 92491030

92491030

LAB L

Number or

Company: Apex Companies, LLC	Billing Information:
Address:	
Report To: Andrew Street	Email To: Emily Little / Andrew Street
Copy To:	Site Collection Info/Address: 13926 Huntersville Concord Rd.
Customer Project Name/Number: Colonial Huntersville Release.	State: NC County/City: Huntersville Time Zone Collected: [ ] PT [ ] MT [ ] CT [ ] ET
Phone: Email:	Site/Facility ID #: Compliance Monitoring? [ ] Yes [ ] No
Collected By (print): Gordon Stoke	Purchase Order #: Quote #: DW PWS ID #: DW Location Code:
Collected By (signature):	Turnaround Date Required: ASAP Immediately Packed on Ice: [X] Yes [ ] No
Sample Disposal: [ ] Dispose as appropriate [ ] Return [ ] Archive: [ ] Hold:	Rush: ASAP [ ] Same Day [ ] Next Day [ ] 2 Day [ ] 3 Day [ ] 4 Day [ ] 5 Day (Expedite Charges Apply) Field Filtered (if applicable): [ ] Yes [X] No Analysis:

* Matrix Codes (Insert in Matrix box below): Drinking Water (DW), Ground Water (GW), Wastewater (WW), Product (P), Soil/Solid (SL), Oil (OL), Wipe (WP), Air (AR), Tissue (TS), Bioassay (B), Vapor (V), Other (OT)

Customer Sample ID	Matrix *	Comp / Grab	Collected (or Composite Start) Date	Collected (or Composite Start) Time	Composite End Date	Composite End Time	Res Cl	# of Ctns	SM 6200B VOCs	MADEP VPH	Lead	
~~13926 A H/C Rd.~~												
13926A H/C Rd.	DW	G			8/6/2020	11:50		3	X	X	X	001
13926B H/C Rd.	DW	G			8/6/2020	11:15		3	X	X	X	002

Container Preservative Type **

Lab Project Manager:

** Preservative Types: (1) nitric acid, (2) sulfuric acid, (3) hydrochloric acid, (4) sodium hydroxide, (5) zinc acetate, (6) methanol, (7) sodium bisulfate, (8) sodium thiosulfate, (9) hexane, (A) ascorbic acid, (B) ammonium sulfate, (C) ammonium hydroxide, (D) TSP, (U) Unpreserved, (O) Other _____

Analyses

Lab Profile/Line:

Lab Sample Receipt Checklist:

Custody Seals Present/Intact	Y N (NA)
Custody Signatures Present	(Y) N NA
Collector Signature Present	(Y) N NA
Bottles Intact	(Y) N NA
Correct Bottles	(Y) N NA
Sufficient Volume	(Y) N NA
Samples Received on Ice	(Y) N NA
VOA - Headspace Acceptable	(Y) N NA
USDA Regulated Soils	Y N (NA)
Samples in Holding Time	(Y) N NA
Residual Chlorine Present	Y N (NA)
Cl Strips:	
Sample pH Acceptable	(Y) N NA
pH Strips:	
Sulfide Present	Y N (NA)
Lead Acetate Strips:	

LAB USE ONLY:
Lab Sample # / Comments:

92491030

Customer Remarks / Special Conditions / Possible Hazards:

Type of Ice Used: Wet Blue Dry None

Packing Material Used:

Radchem sample(s) screened (<500 cpm): Y N NA

SHORT HOLDS PRESENT (<72 hours): Y N N/A

Lab Tracking #: 2538649

Samples received via: FEDEX UPS Client Courier Pace Courier

Lab Sample Temperature Info:
Temp Blank Received: Y N (NA)
Therm ID#:
Cooler 1 Temp Upon Receipt: 4.9 oC
Cooler 1 Therm Corr. Factor: 0 oC
Cooler 1 Corrected Temp: 4.9 oC
Comments:

Relinquished by/Company: (Signature) Andrew Street / Apex	Date/Time: 8/10/2020 1315	Received by/Company: (Signature)	Date/Time: 8/10/20 1305	MTJL LAB USE ONLY
Relinquished by/Company: (Signature)	Date/Time:	Received by/Company: (Signature)	Date/Time:	Table #: Acctnum: Template: Prelogin: PM: PB:
Relinquished by/Company: (Signature)	Date/Time:	Received by/Company: (Signature)	Date/Time:	

Trip Blank Received: Y N NA
HCL MeOH TSP Other

Non Conformance(s): YES / NO

Page: _____ of: _____

Report of Analysis

Pace Analytical Services, Inc.
9800 Kincey Avenue
Suite 100
Huntersville, NC 28078
Attention: Angela M. Baioni

Project Name: Colonial Huntersville Release

Project Number: 92491030

Lot Number:**VH17003**

Date Completed:08/17/2020

08/17/2020 4:31 PM
Approved and released by:
Project Manager II: **Cathy S. Dover**

The electronic signature above is the equivalent of a handwritten signature.
This report shall not be reproduced, except in its entirety, without the written approval of Pace Analytical Services, LLC.

Case Narrative
Pace Analytical Services, Inc.
Lot Number: VH17003

This Report of Analysis contains the analytical result(s) for the sample(s) listed on the Sample Summary following this Case Narrative. The sample receiving date is documented in the header information associated with each sample.

All results listed in this report relate only to the samples that are contained within this report.

Sample receipt, sample analysis, and data review have been performed in accordance with the most current approved NELAC standards, the Pace Analytical Services, LLC ("Pace") Quality Assurance Management Plan (QAMP), standard operating procedures (SOPs), and Pace policies. Any exceptions to the NELAC standards, the QAMP, SOPs or policies are qualified on the results page or discussed below.

If you have any questions regarding this report please contact the Pace Project Manager listed on the cover page.

Sample Summary

Pace Analytical Services, Inc.

Lot Number: VH17003

Project Name: Colonial Huntersville Release

Project Number: 92491030

Sample Number	Sample ID	Matrix	Date Sampled	Date Received
001	13926A H/C Road	Aqueous	08/16/2020 1150	08/17/2020
002	13926B H/C Road	Aqueous	08/16/2020 1145	08/17/2020

(2 samples)

Detection Summary

Pace Analytical Services, Inc.

Lot Number: VH17003

Project Name: Colonial Huntersville Release

Project Number: 92491030

Sample	Sample ID	Matrix	Parameter	Method	Result	Q	Units	Page

(0 detections)

MADEP VPH (aliphatics)

Client: Pace Analytical Services, Inc.
Laboratory ID: VH17003-001
Description: 13926A H/C Road
Matrix: Aqueous
Date Sampled: 08/16/2020 1150
Project Name: Colonial Huntersville Release
Date Received: 08/17/2020
Project Number: 92491030

Run	Prep Method	Analytical Method	Dilution	Analysis Date	Analyst	Prep Date	Batch
1	VPH	MADEP-VPH-18-2.1	1	08/17/2020 1359	ECB		63774

Parameter	CAS Number	Analytical Method	Result	Q	LOQ	Units	Run
C5 - C8 Aliphatics		MADEP-VPH-18-	ND		75	ug/L	1
C9 - C12 Aliphatics		MADEP-VPH-18-	ND		75	ug/L	1

Surrogate	Q	Run 1 % Recovery	Acceptance Limits
2,5-Dibromotoluene (FID)		104	70-130

LOQ = Limit of Quantitation
ND = Not detected at or above the LOQ
H = Out of holding time
B = Detected in the method blank
N = Recovery is out of criteria
W = Reported on wet weight basis
E = Quantitation of compound exceeded the calibration range
P = The RPD between two GC columns exceeds 40%

Pace Analytical Services, LLC *(formerly Shealy Environmental Services, Inc.)*
106 Vantage Point Drive West Columbia, SC 29172 (803) 791-9700 Fax (803) 791-9111 www.pacelabs.com

MADEP VPH (aromatics)

Client: Pace Analytical Services, Inc. | Laboratory ID: VH17003-001
Description: 13926A H/C Road | Matrix: Aqueous
Date Sampled: 08/16/2020 1150 | Project Name: Colonial Huntersville Release
Date Received: 08/17/2020 | Project Number: 92491030

Run	Prep Method	Analytical Method	Dilution	Analysis Date	Analyst	Prep Date	Batch
1	VPH	MADEP-VPH-18-2.1	1	08/17/2020 1359	ECB		63775

Parameter	CAS Number	Analytical Method	Result	Q	LOQ	Units	Run
C9 - C10 Aromatics		MADEP-VPH-18-	ND		25	ug/L	1

Surrogate	Q	Run 1 % Recovery	Acceptance Limits
2,5-Dibromotoluene (PID)		104	70-130

LOQ = Limit of Quantitation
ND = Not detected at or above the LOQ
H = Out of holding time
B = Detected in the method blank
N = Recovery is out of criteria
W = Reported on wet weight basis
E = Quantitation of compound exceeded the calibration range
P = The RPD between two GC columns exceeds 40%

Pace Analytical Services, LLC *(formerly Shealy Environmental Services, Inc.)*
106 Vantage Point Drive West Columbia, SC 29172 (803) 791-9700 Fax (803) 791-9111 www.pacelabs.com

MADEP VPH (aliphatics)

Client: Pace Analytical Services, Inc. | Laboratory ID: VH17003-002
Description: 13926B H/C Road | Matrix: Aqueous
Date Sampled: 08/16/2020 1145 | Project Name: Colonial Huntersville Release
Date Received: 08/17/2020 | Project Number: 92491030

Run	Prep Method	Analytical Method	Dilution	Analysis Date	Analyst	Prep Date	Batch
1	VPH	MADEP-VPH-18-2.1	1	08/17/2020 1427	ECB		63774

Parameter	CAS Number	Analytical Method	Result	Q	LOQ	Units	Run
C5 - C8 Aliphatics		MADEP-VPH-18-	ND		75	ug/L	1
C9 - C12 Aliphatics		MADEP-VPH-18-	ND		75	ug/L	1

Surrogate	Q	Run 1 % Recovery	Acceptance Limits
2,5-Dibromotoluene (FID)		104	70-130

LOQ = Limit of Quantitation
ND = Not detected at or above the LOQ
H = Out of holding time
B = Detected in the method blank
N = Recovery is out of criteria
W = Reported on wet weight basis
E = Quantitation of compound exceeded the calibration range
P = The RPD between two GC columns exceeds 40%

Pace Analytical Services, LLC *(formerly Shealy Environmental Services, Inc.)*
106 Vantage Point Drive West Columbia, SC 29172 (803) 791-9700 Fax (803) 791-9111 www.pacelabs.com

MADEP VPH (aromatics)

Client: Pace Analytical Services, Inc. | Laboratory ID: VH17003-002

Description: 13926B H/C Road | Matrix: Aqueous

Date Sampled: 08/16/2020 1145 | Project Name: Colonial Huntersville Release

Date Received: 08/17/2020 | Project Number: 92491030

Run	Prep Method	Analytical Method	Dilution	Analysis Date	Analyst	Prep Date	Batch
1	VPH	MADEP-VPH-18-2.1	1	08/17/2020 1427	ECB		63775

Parameter	CAS Number	Analytical Method	Result	Q	LOQ	Units	Run
C9 - C10 Aromatics		MADEP-VPH-18-	ND		25	ug/L	1

Surrogate	Q	Run 1 % Recovery	Acceptance Limits
2,5-Dibromotoluene (PID)		105	70-130

LOQ = Limit of Quantitation
ND = Not detected at or above the LOQ
H = Out of holding time
B = Detected in the method blank
N = Recovery is out of criteria
W = Reported on wet weight basis
E = Quantitation of compound exceeded the calibration range
P = The RPD between two GC columns exceeds 40%

Pace Analytical Services, LLC *(formerly Shealy Environmental Services, Inc.)*
106 Vantage Point Drive West Columbia, SC 29172 (803) 791-9700 Fax (803) 791-9111 www.pacelabs.com

QC Summary

MADEP VPH (aliphatics) - MB

Sample ID: VQ63774-001
Batch: 63774
Analytical Method: MADEP-VPH-18-2.1

Matrix: Aqueous
Prep Method: VPH

Parameter	Result	Q	Dil	LOQ	Units	Analysis Date
C5 - C8 Aliphatics	ND		1	75	ug/L	08/17/2020 1233
C9 - C12 Aliphatics	ND		1	75	ug/L	08/17/2020 1233

Surrogate	Q	% Rec	Acceptance Limit
2,5-Dibromotoluene (FID)		99	70-130

LOQ = Limit of Quantitation
DL = Detection Limit
LOD = Limit of Detection

P = The RPD between two GC columns exceeds 40%
J = Estimated result < LOQ and ≥ DL
ND = Not detected at or above the LOQ

N = Recovery is out of criteria
+ = RPD is out of criteria

Note: Calculations are performed before rounding to avoid round-off errors in calculated results

MADEP VPH (aliphatics) - LCS

Sample ID: VQ63774-002
Batch: 63774
Analytical Method: MADEP-VPH-18-2.1

Matrix: Aqueous
Prep Method: VPH

Parameter	Spike Amount (ug/L)	Result (ug/L)	Q	Dil	% Rec	% Rec Limit	Analysis Date
C5 - C8 Aliphatics	150	140		1	91	70-130	08/17/2020 1135
C9 - C12 Aliphatics	180	150		1	86	70-130	08/17/2020 1135

Surrogate	Q	% Rec	Acceptance Limit
2,5-Dibromotoluene (FID)		92	70-130

LOQ = Limit of Quantitation
DL = Detection Limit
LOD = Limit of Detection

P = The RPD between two GC columns exceeds 40%
J = Estimated result < LOQ and ≥ DL
ND = Not detected at or above the LOQ

N = Recovery is out of criteria
+ = RPD is out of criteria

Note: Calculations are performed before rounding to avoid round-off errors in calculated results

MADEP VPH (aliphatics) - LCSD

Sample ID: VQ63774-003
Batch: 63774
Analytical Method: MADEP-VPH-18-2.1

Matrix: Aqueous
Prep Method: VPH

Parameter	Spike Amount (ug/L)	Result (ug/L)	Q	Dil	% Rec	% RPD	% Rec Limit	% RPD Limit	Analysis Date
C5 - C8 Aliphatics	150	140		1	92	1.5	70-130	25	08/17/2020 1204
C9 - C12 Aliphatics	180	160		1	90	4.7	70-130	25	08/17/2020 1204

Surrogate	Q	% Rec	Acceptance Limit
2,5-Dibromotoluene (FID)		90	70-130

LOQ = Limit of Quantitation
DL = Detection Limit
LOD = Limit of Detection

P = The RPD between two GC columns exceeds 40%
J = Estimated result < LOQ and ≥ DL
ND = Not detected at or above the LOQ

N = Recovery is out of criteria
+ = RPD is out of criteria

Note: Calculations are performed before rounding to avoid round-off errors in calculated results

MADEP VPH (aromatics) - MB

Sample ID: VQ63775-001
Batch: 63775
Analytical Method: MADEP-VPH-18-2.1

Matrix: Aqueous
Prep Method: VPH

Parameter	Result	Q	Dil	LOQ	Units	Analysis Date
C9 - C10 Aromatics	ND		1	25	ug/L	08/17/2020 1233

Surrogate	Q	% Rec	Acceptance Limit
2,5-Dibromotoluene (PID)		99	70-130

LOQ = Limit of Quantitation
DL = Detection Limit
LOD = Limit of Detection

P = The RPD between two GC columns exceeds 40%
J = Estimated result < LOQ and ≥ DL
ND = Not detected at or above the LOQ

N = Recovery is out of criteria
+ = RPD is out of criteria

Note: Calculations are performed before rounding to avoid round-off errors in calculated results

MADEP VPH (aromatics) - LCS

Sample ID: VQ63775-002
Batch: 63775
Analytical Method: MADEP-VPH-18-2.1

Matrix: Aqueous
Prep Method: VPH

Parameter	Spike Amount (ug/L)	Result (ug/L)	Q	Dil	% Rec	% Rec Limit	Analysis Date
C9 - C10 Aromatics	25	24		1	94	70-130	08/17/2020 1135

Surrogate	Q	% Rec	Acceptance Limit
2,5-Dibromotoluene (PID)		95	70-130

LOQ = Limit of Quantitation
DL = Detection Limit
LOD = Limit of Detection

P = The RPD between two GC columns exceeds 40%
J = Estimated result < LOQ and ≥ DL
ND = Not detected at or above the LOQ

N = Recovery is out of criteria
+ = RPD is out of criteria

Note: Calculations are performed before rounding to avoid round-off errors in calculated results

MADEP VPH (aromatics) - LCSD

Sample ID: VQ63775-003
Batch: 63775
Analytical Method: MADEP-VPH-18-2.1

Matrix: Aqueous
Prep Method: VPH

Parameter	Spike Amount (ug/L)	Result (ug/L)	Q	Dil	% Rec	% RPD	% Rec Limit	% RPD Limit	Analysis Date
C9 - C10 Aromatics	25	23		1	93	0.85	70-130	25	08/17/2020 1204

Surrogate	Q	% Rec	Acceptance Limit
2,5-Dibromotoluene (PID)		90	70-130

LOQ = Limit of Quantitation
DL = Detection Limit
LOD = Limit of Detection

P = The RPD between two GC columns exceeds 40%
J = Estimated result < LOQ and ≥ DL
ND = Not detected at or above the LOQ

N = Recovery is out of criteria
+ = RPD is out of criteria

Note: Calculations are performed before rounding to avoid round-off errors in calculated results

Chain of Custody

and

Miscellaneous Documents

Internal Transfer Chain of Custody

☐ Samples Pre-Logged into eCOC.

Pace Analytical® www.pacelabs.com

State Of Origin: NC
Cert. Needed: ☑ Yes ☐ No
Owner Received Date: 8/16/2020 **Results Requested By:** 8/17/2020

Workorder: 92491030 **Workorder Name:** Colonial Huntersville Release

Report To	Send Invoice To
Angela Baioni Pace Analytical Charlotte 9800 Kincey Ave. Suite 100 Huntersville, NC 28078 Phone (704)875-9092	Pace Analytical West Columbia 106 Vantage Point Drive West Columbia, SC 29172 Phone (803)791-9700

VH17003

CSD

	Sample ID	Sample Type	Collected Date/Time	Lab ID	Matrix	Preserved Containers: HCl	Requested Analysis: NC VPH	LAB USE ONLY
1	13926A HIC Road	PS	8/16/2020 11:50	92491030001	Water	3	X	
2	13926B HIC Road	PS	8/16/2020 11:48	92491030002	Water	3	X	
3								
4								
5								

Transfers	Released By	Date/Time	Received By	Date/Time
1				
2				
3				

Comments: RUSH

Cooler Temperature on Receipt °C | **Custody Seal** Y or N | **Received on Ice** Y or N | **Samples Intact** Y or N

***In order to maintain client confidentiality, location/name of the sampling site, sampler's name and signature may not be provided on this COC document. This chain of custody is considered complete as is since this information is available in the owner laboratory.

Monday, August 17, 2020 9:11:33 AM

FMT-ALL-C-002rev.00 24March2009 Page 1 of 1

Pace Analytical Services, LLC (formerly Shealy Environmental Services, Inc.)
106 Vantage Point Drive West Columbia, SC 29172 (803) 791-9700 Fax (803) 791-9111 www.pacelabs.com

Shealy Environmental Services, Inc.
Document Number: MF0018C-14

Page 1 of 1
Effective Date: 8/2/2018

Sample Receipt Checklist (SRC)

Client: Pace

Cooler Inspected by/date: BMG / 08/17/2020 Lot #: VH17003

Means of receipt: ☐ SESI ☑ Client ☐ UPS ☐ FedEx ☐ Other: _____

☐ Yes	☑ No		1. Were custody seals present on the cooler?
☐ Yes	☐ No	☑ NA	2. If custody seals were present, were they intact and unbroken?

pH Strip ID: NA Chlorine Strip ID: NA Tested by: NA

Original temperature upon receipt / Derived (Corrected) temperature upon receipt %Solid Snap-Cup ID: NA

5.4 /5.4 °C NA /NA °C NA /NA °C NA /NA °C

Method: ☐ Temperature Blank ☑ Against Bottles IR Gun ID: 5 IR Gun Correction Factor: 0 °C

Method of coolant: ☑ Wet Ice ☐ Ice Packs ☐ Dry Ice ☐ None

☐ Yes	☐ No	☑ NA	3. If temperature of any cooler exceeded 6.0°C, was Project Manager Notified? PM was Notified by: phone / email / face-to-face (circle one).
☐ Yes	☐ No	☑ NA	4. Is the commercial courier's packing slip attached to this form?
☐ Yes	☑ No		5. Were proper custody procedures (relinquished/received) followed?
☑ Yes	☐ No		6. Were sample IDs listed on the COC?
☑ Yes	☐ No		7. Were sample IDs listed on all sample containers?
☑ Yes	☐ No		8. Was collection date & time listed on the COC?
☑ Yes	☐ No		9. Was collection date & time listed on all sample containers?
☐ Yes	☑ No		10. Did all container label information (ID, date, time) agree with the COC?
☑ Yes	☐ No		11. Were tests to be performed listed on the COC?
☑ Yes	☐ No		12. Did all samples arrive in the proper containers for each test and/or in good condition (unbroken, lids on, etc.)?
☑ Yes	☐ No		13. Was adequate sample volume available?
☑ Yes	☐ No		14. Were all samples received within ½ the holding time or 48 hours, whichever comes first?
☐ Yes	☑ No		15. Were any samples containers missing/excess (circle one) samples Not listed on COC?
☐ Yes	☑ No	☐ NA	16. For VOA and RSK-175 samples, were bubbles present >"pea-size" (¼"or 6mm in diameter) in any of the VOA vials?
☐ Yes	☐ No	☑ NA	17. Were all DRO/metals/nutrient samples received at a pH of < 2?
☐ Yes	☐ No	☑ NA	18. Were all cyanide samples received at a pH > 12 and sulfide samples received at a pH > 9?
☐ Yes	☐ No	☑ NA	19. Were all applicable NH_3/TKN/cyanide/phenol/625 (< 0.5mg/L) samples free of residual chlorine?
☐ Yes	☐ No	☑ NA	20. Were client remarks/requests (i.e. requested dilutions, MS/MSD designations, etc…) correctly transcribed from the COC into the comment section in LIMS?
☐ Yes	☑ No		21. Was the quote number listed on the container label? If yes, Quote # NA

Sample Preservation (Must be completed for any sample(s) incorrectly preserved or with headspace.)

Sample(s) NA _____ were received incorrectly preserved and were adjusted accordingly in sample receiving with NA mL of circle one: H2SO4, HNO3, HCl, NaOH using SR # NA.

Time of preservation NA. If more than one preservative is needed, please note in the comments below.

Sample(s) NA _____ were received with bubbles >6 mm in diameter.

Samples(s) NA _____ were received with TRC > 0.5 mg/L (If #19 is *no*) and were adjusted accordingly in sample receiving with sodium thiosulfate ($Na_2S_2O_3$) with Shealy ID: NA.

SR barcode labels applied by: BMG Date: 08/17/2020

Comments: Client did not relinquish CoC

Sample VH17003-002/3926B HC road time on CoC:1145, time on container: 1115

Pace Analytical Services, LLC
9800 Kincey Ave. Suite 100
Huntersville, NC 28078
(704)875-9092

August 19, 2020

Andrew Street
Apex Companies - NC
5900 Northwoods Business Pkwy
Suite 5900-0
Charlotte, NC 28269

RE: Project: 2020-L1-2448 Incident
Pace Project No.: 92491031

Dear Andrew Street:

Enclosed are the analytical results for sample(s) received by the laboratory on August 17, 2020. The results relate only to the samples included in this report. Results reported herein conform to the applicable TNI/NELAC Standards and the laboratory's Quality Manual, where applicable, unless otherwise noted in the body of the report.

The test results provided in this final report were generated by each of the following laboratories within the Pace Network:

- Pace Analytical Services - Asheville
- Pace Analytical Services - Charlotte

If you have any questions concerning this report, please feel free to contact me.

Sincerely,

Angela M. Baioni

Angela Baioni
angela.baioni@pacelabs.com
(704)875-9092
Project Manager

Enclosures

cc: J Culbreath, Colonial Pipeline Company
Emily Little, Apex Companies
Jeff Morrison, Colonial Pipeline Company
J Tate, Colonial Pipeline Company
Alex Testoff, Montrose Environmental Group
JM Wyatt, Colonial Pipeline Company

This report shall not be reproduced, except in full,
without the written consent of Pace Analytical Services, LLC.

Pace Analytical Services, LLC
9800 Kincey Ave. Suite 100
Huntersville, NC 28078
(704)875-9092

CERTIFICATIONS

Project: 2020-L1-2448 Incident
Pace Project No.: 92491031

Pace Analytical Services Charlotte
9800 Kincey Ave. Ste 100, Huntersville, NC 28078
Louisiana/NELAP Certification # LA170028
North Carolina Drinking Water Certification #: 37706
North Carolina Field Services Certification #: 5342
North Carolina Wastewater Certification #: 12
South Carolina Certification #: 99006001
Florida/NELAP Certification #: E87627
Kentucky UST Certification #: 84
Virginia/VELAP Certification #: 460221

Pace Analytical Services Asheville
2225 Riverside Drive, Asheville, NC 28804
Florida/NELAP Certification #: E87648
Massachusetts Certification #: M-NC030
North Carolina Drinking Water Certification #: 37712
North Carolina Wastewater Certification #: 40
South Carolina Certification #: 99030001
Virginia/VELAP Certification #: 460222

This report shall not be reproduced, except in full,
without the written consent of Pace Analytical Services, LLC.

Pace Analytical Services, LLC
9800 Kincey Ave. Suite 100
Huntersville, NC 28078
(704)875-9092

SAMPLE ANALYTE COUNT

Project: 2020-L1-2448 Incident
Pace Project No.: 92491031

Lab ID	Sample ID	Method	Analysts	Analytes Reported	Laboratory
92491031001	**16366 H/C Rd.**	EPA 6010D	DS	1	PASI-A
		SM 6200B	CL	63	PASI-C

PASI-A = Pace Analytical Services - Asheville
PASI-C = Pace Analytical Services - Charlotte

This report shall not be reproduced, except in full,
without the written consent of Pace Analytical Services, LLC.

Pace Analytical Services, LLC
9800 Kincey Ave. Suite 100
Huntersville, NC 28078
(704)875-9092

ANALYTICAL RESULTS

Project: 2020-L1-2448 Incident
Pace Project No.: 92491031

Sample: 16366 H/C Rd. **Lab ID: 92491031001** Collected: 08/16/20 18:30 Received: 08/17/20 08:38 Matrix: Water

Parameters	Results	Units	Report Limit	DF	Prepared	Analyzed	CAS No.	Qual
6010 MET ICP	Analytical Method: EPA 6010D Preparation Method: EPA 3010A Pace Analytical Services - Asheville							
Lead	ND	ug/L	5.0	1	08/17/20 13:40	08/17/20 19:24	7439-92-1	
6200B MSV	Analytical Method: SM 6200B Pace Analytical Services - Charlotte							
Benzene	ND	ug/L	0.50	1		08/17/20 17:44	71-43-2	
Bromobenzene	ND	ug/L	0.50	1		08/17/20 17:44	108-86-1	
Bromochloromethane	ND	ug/L	0.50	1		08/17/20 17:44	74-97-5	
Bromodichloromethane	ND	ug/L	0.50	1		08/17/20 17:44	75-27-4	
Bromoform	ND	ug/L	0.50	1		08/17/20 17:44	75-25-2	
Bromomethane	ND	ug/L	5.0	1		08/17/20 17:44	74-83-9	
n-Butylbenzene	ND	ug/L	0.50	1		08/17/20 17:44	104-51-8	
sec-Butylbenzene	ND	ug/L	0.50	1		08/17/20 17:44	135-98-8	
tert-Butylbenzene	ND	ug/L	0.50	1		08/17/20 17:44	98-06-6	
Carbon tetrachloride	ND	ug/L	0.50	1		08/17/20 17:44	56-23-5	
Chlorobenzene	ND	ug/L	0.50	1		08/17/20 17:44	108-90-7	
Chloroethane	ND	ug/L	1.0	1		08/17/20 17:44	75-00-3	
Chloroform	ND	ug/L	0.50	1		08/17/20 17:44	67-66-3	
Chloromethane	ND	ug/L	1.0	1		08/17/20 17:44	74-87-3	
2-Chlorotoluene	ND	ug/L	0.50	1		08/17/20 17:44	95-49-8	
4-Chlorotoluene	ND	ug/L	0.50	1		08/17/20 17:44	106-43-4	
1,2-Dibromo-3-chloropropane	ND	ug/L	1.0	1		08/17/20 17:44	96-12-8	
Dibromochloromethane	ND	ug/L	0.50	1		08/17/20 17:44	124-48-1	
1,2-Dibromoethane (EDB)	ND	ug/L	0.50	1		08/17/20 17:44	106-93-4	
Dibromomethane	ND	ug/L	0.50	1		08/17/20 17:44	74-95-3	
1,2-Dichlorobenzene	ND	ug/L	0.50	1		08/17/20 17:44	95-50-1	
1,3-Dichlorobenzene	ND	ug/L	0.50	1		08/17/20 17:44	541-73-1	
1,4-Dichlorobenzene	ND	ug/L	0.50	1		08/17/20 17:44	106-46-7	
Dichlorodifluoromethane	ND	ug/L	0.50	1		08/17/20 17:44	75-71-8	
1,1-Dichloroethane	ND	ug/L	0.50	1		08/17/20 17:44	75-34-3	
1,2-Dichloroethane	ND	ug/L	0.50	1		08/17/20 17:44	107-06-2	
1,1-Dichloroethene	ND	ug/L	0.50	1		08/17/20 17:44	75-35-4	
cis-1,2-Dichloroethene	ND	ug/L	0.50	1		08/17/20 17:44	156-59-2	
trans-1,2-Dichloroethene	ND	ug/L	0.50	1		08/17/20 17:44	156-60-5	
1,2-Dichloropropane	ND	ug/L	0.50	1		08/17/20 17:44	78-87-5	
1,3-Dichloropropane	ND	ug/L	0.50	1		08/17/20 17:44	142-28-9	
2,2-Dichloropropane	ND	ug/L	0.50	1		08/17/20 17:44	594-20-7	
1,1-Dichloropropene	ND	ug/L	0.50	1		08/17/20 17:44	563-58-6	
cis-1,3-Dichloropropene	ND	ug/L	0.50	1		08/17/20 17:44	10061-01-5	
trans-1,3-Dichloropropene	ND	ug/L	0.50	1		08/17/20 17:44	10061-02-6	
Diisopropyl ether	ND	ug/L	0.50	1		08/17/20 17:44	108-20-3	
Ethylbenzene	ND	ug/L	0.50	1		08/17/20 17:44	100-41-4	
Hexachloro-1,3-butadiene	ND	ug/L	2.0	1		08/17/20 17:44	87-68-3	
Isopropylbenzene (Cumene)	ND	ug/L	0.50	1		08/17/20 17:44	98-82-8	
Methylene Chloride	ND	ug/L	2.0	1		08/17/20 17:44	75-09-2	
Methyl-tert-butyl ether	ND	ug/L	0.50	1		08/17/20 17:44	1634-04-4	
Naphthalene	ND	ug/L	2.0	1		08/17/20 17:44	91-20-3	

REPORT OF LABORATORY ANALYSIS

This report shall not be reproduced, except in full,
without the written consent of Pace Analytical Services, LLC.

Pace Analytical Services, LLC
9800 Kincey Ave. Suite 100
Huntersville, NC 28078
(704)875-9092

ANALYTICAL RESULTS

Project: 2020-L1-2448 Incident
Pace Project No.: 92491031

Sample: 16366 H/C Rd. **Lab ID: 92491031001** Collected: 08/16/20 18:30 Received: 08/17/20 08:38 Matrix: Water

Parameters	Results	Units	Report Limit	DF	Prepared	Analyzed	CAS No.	Qual
6200B MSV	Analytical Method: SM 6200B Pace Analytical Services - Charlotte							
n-Propylbenzene	ND	ug/L	0.50	1		08/17/20 17:44	103-65-1	
Styrene	ND	ug/L	0.50	1		08/17/20 17:44	100-42-5	
1,1,1,2-Tetrachloroethane	ND	ug/L	0.50	1		08/17/20 17:44	630-20-6	
1,1,2,2-Tetrachloroethane	ND	ug/L	0.50	1		08/17/20 17:44	79-34-5	
Tetrachloroethene	ND	ug/L	0.50	1		08/17/20 17:44	127-18-4	
Toluene	ND	ug/L	0.50	1		08/17/20 17:44	108-88-3	
1,2,3-Trichlorobenzene	ND	ug/L	2.0	1		08/17/20 17:44	87-61-6	
1,2,4-Trichlorobenzene	ND	ug/L	2.0	1		08/17/20 17:44	120-82-1	
1,1,1-Trichloroethane	ND	ug/L	0.50	1		08/17/20 17:44	71-55-6	
1,1,2-Trichloroethane	ND	ug/L	0.50	1		08/17/20 17:44	79-00-5	
Trichloroethene	ND	ug/L	0.50	1		08/17/20 17:44	79-01-6	
Trichlorofluoromethane	ND	ug/L	1.0	1		08/17/20 17:44	75-69-4	
1,2,3-Trichloropropane	ND	ug/L	0.50	1		08/17/20 17:44	96-18-4	
1,2,4-Trimethylbenzene	ND	ug/L	0.50	1		08/17/20 17:44	95-63-6	
1,3,5-Trimethylbenzene	ND	ug/L	0.50	1		08/17/20 17:44	108-67-8	
Vinyl chloride	ND	ug/L	1.0	1		08/17/20 17:44	75-01-4	
m&p-Xylene	ND	ug/L	1.0	1		08/17/20 17:44	179601-23-1	
o-Xylene	ND	ug/L	0.50	1		08/17/20 17:44	95-47-6	
Surrogates								
1,2-Dichloroethane-d4 (S)	88	%	70-130	1		08/17/20 17:44	17060-07-0	
4-Bromofluorobenzene (S)	101	%	70-130	1		08/17/20 17:44	460-00-4	
Toluene-d8 (S)	103	%	70-130	1		08/17/20 17:44	2037-26-5	

REPORT OF LABORATORY ANALYSIS

This report shall not be reproduced, except in full,
without the written consent of Pace Analytical Services, LLC.

Pace Analytical Services, LLC
9800 Kincey Ave. Suite 100
Huntersville, NC 28078
(704)875-9092

QUALITY CONTROL DATA

Project: 2020-L1-2448 Incident
Pace Project No.: 92491031

QC Batch: 560420
QC Batch Method: EPA 3010A
Analysis Method: EPA 6010D
Analysis Description: 6010 MET
Laboratory: Pace Analytical Services - Asheville
Associated Lab Samples: 92491031001

METHOD BLANK: 2973431 Matrix: Water
Associated Lab Samples: 92491031001

Parameter	Units	Blank Result	Reporting Limit	Analyzed	Qualifiers
Lead	ug/L	ND	5.0	08/17/20 18:35	

LABORATORY CONTROL SAMPLE: 2973432

Parameter	Units	Spike Conc.	LCS Result	LCS % Rec	% Rec Limits	Qualifiers
Lead	ug/L	500	499	100	80-120	

MATRIX SPIKE & MATRIX SPIKE DUPLICATE: 2973433 2973434

Parameter	Units	92491027001 Result	MS Spike Conc.	MSD Spike Conc.	MS Result	MSD Result	MS % Rec	MSD % Rec	% Rec Limits	RPD	Qual
Lead	ug/L	ND	500	500	502	500	100	100	75-125	0	

Results presented on this page are in the units indicated by the "Units" column except where an alternate unit is presented to the right of the result.

REPORT OF LABORATORY ANALYSIS

This report shall not be reproduced, except in full,
without the written consent of Pace Analytical Services, LLC.

Pace Analytical Services, LLC
9800 Kincey Ave. Suite 100
Huntersville, NC 28078
(704)875-9092

QUALITY CONTROL DATA

Project: 2020-L1-2448 Incident
Pace Project No.: 92491031

QC Batch: 560434
QC Batch Method: SM 6200B
Analysis Method: SM 6200B
Analysis Description: 6200B MSV
Laboratory: Pace Analytical Services - Charlotte

Associated Lab Samples: 92491031001

METHOD BLANK: 2973474 Matrix: Water
Associated Lab Samples: 92491031001

Parameter	Units	Blank Result	Reporting Limit	Analyzed	Qualifiers
1,1,1,2-Tetrachloroethane	ug/L	ND	0.50	08/17/20 16:50	
1,1,1-Trichloroethane	ug/L	ND	0.50	08/17/20 16:50	
1,1,2,2-Tetrachloroethane	ug/L	ND	0.50	08/17/20 16:50	
1,1,2-Trichloroethane	ug/L	ND	0.50	08/17/20 16:50	
1,1-Dichloroethane	ug/L	ND	0.50	08/17/20 16:50	
1,1-Dichloroethene	ug/L	ND	0.50	08/17/20 16:50	
1,1-Dichloropropene	ug/L	ND	0.50	08/17/20 16:50	
1,2,3-Trichlorobenzene	ug/L	ND	2.0	08/17/20 16:50	
1,2,3-Trichloropropane	ug/L	ND	0.50	08/17/20 16:50	
1,2,4-Trichlorobenzene	ug/L	ND	2.0	08/17/20 16:50	
1,2,4-Trimethylbenzene	ug/L	ND	0.50	08/17/20 16:50	
1,2-Dibromo-3-chloropropane	ug/L	ND	1.0	08/17/20 16:50	
1,2-Dibromoethane (EDB)	ug/L	ND	0.50	08/17/20 16:50	
1,2-Dichlorobenzene	ug/L	ND	0.50	08/17/20 16:50	
1,2-Dichloroethane	ug/L	ND	0.50	08/17/20 16:50	
1,2-Dichloropropane	ug/L	ND	0.50	08/17/20 16:50	
1,3,5-Trimethylbenzene	ug/L	ND	0.50	08/17/20 16:50	
1,3-Dichlorobenzene	ug/L	ND	0.50	08/17/20 16:50	
1,3-Dichloropropane	ug/L	ND	0.50	08/17/20 16:50	
1,4-Dichlorobenzene	ug/L	ND	0.50	08/17/20 16:50	
2,2-Dichloropropane	ug/L	ND	0.50	08/17/20 16:50	
2-Chlorotoluene	ug/L	ND	0.50	08/17/20 16:50	
4-Chlorotoluene	ug/L	ND	0.50	08/17/20 16:50	
Benzene	ug/L	ND	0.50	08/17/20 16:50	
Bromobenzene	ug/L	ND	0.50	08/17/20 16:50	
Bromochloromethane	ug/L	ND	0.50	08/17/20 16:50	
Bromodichloromethane	ug/L	ND	0.50	08/17/20 16:50	
Bromoform	ug/L	ND	0.50	08/17/20 16:50	
Bromomethane	ug/L	ND	5.0	08/17/20 16:50	
Carbon tetrachloride	ug/L	ND	0.50	08/17/20 16:50	
Chlorobenzene	ug/L	ND	0.50	08/17/20 16:50	
Chloroethane	ug/L	ND	1.0	08/17/20 16:50	
Chloroform	ug/L	ND	0.50	08/17/20 16:50	
Chloromethane	ug/L	ND	1.0	08/17/20 16:50	
cis-1,2-Dichloroethene	ug/L	ND	0.50	08/17/20 16:50	
cis-1,3-Dichloropropene	ug/L	ND	0.50	08/17/20 16:50	
Dibromochloromethane	ug/L	ND	0.50	08/17/20 16:50	
Dibromomethane	ug/L	ND	0.50	08/17/20 16:50	
Dichlorodifluoromethane	ug/L	ND	0.50	08/17/20 16:50	
Diisopropyl ether	ug/L	ND	0.50	08/17/20 16:50	

Results presented on this page are in the units indicated by the "Units" column except where an alternate unit is presented to the right of the result.

REPORT OF LABORATORY ANALYSIS

This report shall not be reproduced, except in full,
without the written consent of Pace Analytical Services, LLC.

Pace Analytical Services, LLC
9800 Kincey Ave. Suite 100
Huntersville, NC 28078
(704)875-9092

QUALITY CONTROL DATA

Project: 2020-L1-2448 Incident
Pace Project No.: 92491031

METHOD BLANK: 2973474 Matrix: Water
Associated Lab Samples: 92491031001

Parameter	Units	Blank Result	Reporting Limit	Analyzed	Qualifiers
Ethylbenzene	ug/L	ND	0.50	08/17/20 16:50	
Hexachloro-1,3-butadiene	ug/L	ND	2.0	08/17/20 16:50	
Isopropylbenzene (Cumene)	ug/L	ND	0.50	08/17/20 16:50	
m&p-Xylene	ug/L	ND	1.0	08/17/20 16:50	
Methyl-tert-butyl ether	ug/L	ND	0.50	08/17/20 16:50	
Methylene Chloride	ug/L	ND	2.0	08/17/20 16:50	
n-Butylbenzene	ug/L	ND	0.50	08/17/20 16:50	
n-Propylbenzene	ug/L	ND	0.50	08/17/20 16:50	
Naphthalene	ug/L	ND	2.0	08/17/20 16:50	
o-Xylene	ug/L	ND	0.50	08/17/20 16:50	
sec-Butylbenzene	ug/L	ND	0.50	08/17/20 16:50	
Styrene	ug/L	ND	0.50	08/17/20 16:50	
tert-Butylbenzene	ug/L	ND	0.50	08/17/20 16:50	
Tetrachloroethene	ug/L	ND	0.50	08/17/20 16:50	
Toluene	ug/L	ND	0.50	08/17/20 16:50	
trans-1,2-Dichloroethene	ug/L	ND	0.50	08/17/20 16:50	
trans-1,3-Dichloropropene	ug/L	ND	0.50	08/17/20 16:50	
Trichloroethene	ug/L	ND	0.50	08/17/20 16:50	
Trichlorofluoromethane	ug/L	ND	1.0	08/17/20 16:50	
Vinyl chloride	ug/L	ND	1.0	08/17/20 16:50	
1,2-Dichloroethane-d4 (S)	%	89	70-130	08/17/20 16:50	
4-Bromofluorobenzene (S)	%	101	70-130	08/17/20 16:50	
Toluene-d8 (S)	%	103	70-130	08/17/20 16:50	

LABORATORY CONTROL SAMPLE: 2973475

Parameter	Units	Spike Conc.	LCS Result	LCS % Rec	% Rec Limits	Qualifiers
1,1,1,2-Tetrachloroethane	ug/L	50	61.4	123	60-140	
1,1,1-Trichloroethane	ug/L	50	54.1	108	60-140	
1,1,2,2-Tetrachloroethane	ug/L	50	59.1	118	60-140	
1,1,2-Trichloroethane	ug/L	50	60.7	121	60-140	
1,1-Dichloroethane	ug/L	50	54.3	109	60-140	
1,1-Dichloroethene	ug/L	50	50.6	101	60-140	
1,1-Dichloropropene	ug/L	50	58.0	116	60-140	
1,2,3-Trichlorobenzene	ug/L	50	53.7	107	60-140	
1,2,3-Trichloropropane	ug/L	50	56.5	113	60-140	
1,2,4-Trichlorobenzene	ug/L	50	54.9	110	60-140	
1,2,4-Trimethylbenzene	ug/L	50	57.3	115	60-140	
1,2-Dibromo-3-chloropropane	ug/L	50	61.2	122	60-140	
1,2-Dibromoethane (EDB)	ug/L	50	65.1	130	60-140	
1,2-Dichlorobenzene	ug/L	50	58.5	117	60-140	
1,2-Dichloroethane	ug/L	50	49.8	100	60-140	
1,2-Dichloropropane	ug/L	50	61.0	122	60-140	
1,3,5-Trimethylbenzene	ug/L	50	57.2	114	60-140	

Results presented on this page are in the units indicated by the "Units" column except where an alternate unit is presented to the right of the result.

REPORT OF LABORATORY ANALYSIS

This report shall not be reproduced, except in full,
without the written consent of Pace Analytical Services, LLC.

Pace Analytical Services, LLC
9800 Kincey Ave. Suite 100
Huntersville, NC 28078
(704)875-9092

QUALITY CONTROL DATA

Project: 2020-L1-2448 Incident
Pace Project No.: 92491031

LABORATORY CONTROL SAMPLE: 2973475

Parameter	Units	Spike Conc.	LCS Result	LCS % Rec	% Rec Limits	Qualifiers
1,3-Dichlorobenzene	ug/L	50	58.3	117	60-140	
1,3-Dichloropropane	ug/L	50	63.1	126	60-140	
1,4-Dichlorobenzene	ug/L	50	56.4	113	60-140	
2,2-Dichloropropane	ug/L	50	54.2	108	60-140	
2-Chlorotoluene	ug/L	50	56.9	114	60-140	
4-Chlorotoluene	ug/L	50	55.4	111	60-140	
Benzene	ug/L	50	55.6	111	60-140	
Bromobenzene	ug/L	50	56.1	112	60-140	
Bromochloromethane	ug/L	50	57.3	115	60-140	
Bromodichloromethane	ug/L	50	53.7	107	60-140	
Bromoform	ug/L	50	64.3	129	60-140	
Bromomethane	ug/L	50	65.5	131	60-140	
Carbon tetrachloride	ug/L	50	52.7	105	60-140	
Chlorobenzene	ug/L	50	56.4	113	60-140	
Chloroethane	ug/L	50	51.6	103	60-140	
Chloroform	ug/L	50	52.4	105	60-140	
Chloromethane	ug/L	50	42.3	85	60-140	
cis-1,2-Dichloroethene	ug/L	50	55.0	110	60-140	
cis-1,3-Dichloropropene	ug/L	50	67.3	135	60-140	
Dibromochloromethane	ug/L	50	65.2	130	60-140	
Dibromomethane	ug/L	50	57.0	114	60-140	
Dichlorodifluoromethane	ug/L	50	36.8	74	60-140	
Diisopropyl ether	ug/L	50	59.4	119	60-140	
Ethylbenzene	ug/L	50	54.4	109	60-140	
Hexachloro-1,3-butadiene	ug/L	50	52.2	104	60-140	
Isopropylbenzene (Cumene)	ug/L	50	55.3	111	60-140	
m&p-Xylene	ug/L	100	110	110	60-140	
Methyl-tert-butyl ether	ug/L	50	63.9	128	60-140	
Methylene Chloride	ug/L	50	49.5	99	60-140	
n-Butylbenzene	ug/L	50	53.6	107	60-140	
n-Propylbenzene	ug/L	50	54.9	110	60-140	
Naphthalene	ug/L	50	53.6	107	60-140	
o-Xylene	ug/L	50	56.8	114	60-140	
sec-Butylbenzene	ug/L	50	54.8	110	60-140	
Styrene	ug/L	50	61.5	123	60-140	
tert-Butylbenzene	ug/L	50	48.1	96	60-140	
Tetrachloroethene	ug/L	50	55.4	111	60-140	
Toluene	ug/L	50	51.8	104	60-140	
trans-1,2-Dichloroethene	ug/L	50	54.1	108	60-140	
trans-1,3-Dichloropropene	ug/L	50	62.6	125	60-140	
Trichloroethene	ug/L	50	58.9	118	60-140	
Trichlorofluoromethane	ug/L	50	42.0	84	60-140	
Vinyl chloride	ug/L	50	44.6	89	60-140	
1,2-Dichloroethane-d4 (S)	%			92	70-130	
4-Bromofluorobenzene (S)	%			99	70-130	
Toluene-d8 (S)	%			97	70-130	

Results presented on this page are in the units indicated by the "Units" column except where an alternate unit is presented to the right of the result.

REPORT OF LABORATORY ANALYSIS

This report shall not be reproduced, except in full,
without the written consent of Pace Analytical Services, LLC.

Pace Analytical Services, LLC
9800 Kincey Ave. Suite 100
Huntersville, NC 28078
(704)875-9092

QUALITY CONTROL DATA

Project: 2020-L1-2448 Incident
Pace Project No.: 92491031

MATRIX SPIKE & MATRIX SPIKE DUPLICATE: 2973476 2973477

Parameter	Units	92490836001 Result	MS Spike Conc.	MSD Spike Conc.	MS Result	MSD Result	MS % Rec	MSD % Rec	% Rec Limits	RPD	Qual
1,1,1,2-Tetrachloroethane	ug/L	<0.42	20	20	22.2	22.4	111	112	60-140	1	
1,1,1-Trichloroethane	ug/L	<0.28	20	20	23.0	22.9	115	114	60-140	0	
1,1,2,2-Tetrachloroethane	ug/L	<0.19	20	20	21.6	22.1	108	110	60-140	2	
1,1,2-Trichloroethane	ug/L	<0.23	20	20	22.8	22.6	114	113	60-140	1	
1,1-Dichloroethane	ug/L	<0.24	20	20	23.0	22.6	115	113	60-140	2	
1,1-Dichloroethene	ug/L	<0.22	20	20	23.2	23.2	116	116	60-140	0	
1,1-Dichloropropene	ug/L	<0.35	20	20	23.4	23.6	117	118	60-140	1	
1,2,3-Trichlorobenzene	ug/L	<0.78	20	20	20.0	19.5	100	98	60-140	3	
1,2,3-Trichloropropane	ug/L	<0.27	20	20	21.3	21.5	107	107	60-140	1	
1,2,4-Trichlorobenzene	ug/L	<0.44	20	20	20.0	19.7	100	98	60-140	1	
1,2,4-Trimethylbenzene	ug/L	<0.19	20	20	21.3	20.9	106	104	60-140	2	
1,2-Dibromo-3-chloropropane	ug/L	<0.38	20	20	22.8	22.7	114	113	60-140	1	
1,2-Dibromoethane (EDB)	ug/L	<0.23	20	20	23.5	23.8	117	119	60-140	1	
1,2-Dichlorobenzene	ug/L	<0.24	20	20	22.0	22.2	110	111	60-140	1	
1,2-Dichloroethane	ug/L	<0.26	20	20	20.1	19.9	101	99	60-140	1	
1,2-Dichloropropane	ug/L	<0.18	20	20	24.0	23.6	120	118	60-140	2	
1,3,5-Trimethylbenzene	ug/L	<0.23	20	20	21.8	21.5	109	107	60-140	1	
1,3-Dichlorobenzene	ug/L	<0.25	20	20	22.2	22.1	111	111	60-140	0	
1,3-Dichloropropane	ug/L	<0.34	20	20	22.8	23.0	114	115	60-140	1	
1,4-Dichlorobenzene	ug/L	<0.25	20	20	21.1	21.2	106	106	60-140	0	
2,2-Dichloropropane	ug/L	<0.28	20	20	21.4	20.9	107	104	60-140	3	
2-Chlorotoluene	ug/L	<0.21	20	20	22.7	22.2	113	111	60-140	2	
4-Chlorotoluene	ug/L	<0.21	20	20	22.0	21.9	110	110	60-140	0	
Benzene	ug/L	<0.24	20	20	22.6	22.5	113	113	60-140	0	
Bromobenzene	ug/L	<0.22	20	20	22.0	21.9	110	110	60-140	0	
Bromochloromethane	ug/L	<0.26	20	20	23.2	22.2	116	111	60-140	4	
Bromodichloromethane	ug/L	<0.18	20	20	20.9	20.2	105	101	60-140	3	
Bromoform	ug/L	<0.40	20	20	22.2	22.5	111	113	60-140	1	
Bromomethane	ug/L	<1.7	20	20	28.6	28.5	143	143	60-140	0	P5
Carbon tetrachloride	ug/L	<0.23	20	20	23.2	22.6	116	113	60-140	3	
Chlorobenzene	ug/L	<0.22	20	20	22.4	22.2	112	111	60-140	1	
Chloroethane	ug/L	<0.58	20	20	23.7	23.1	118	116	60-140	2	
Chloroform	ug/L	<0.35	20	20	21.7	21.8	109	109	60-140	0	
Chloromethane	ug/L	<0.42	20	20	20.9	20.6	104	103	60-140	1	
cis-1,2-Dichloroethene	ug/L	<0.21	20	20	22.9	22.7	115	113	60-140	1	
cis-1,3-Dichloropropene	ug/L	<0.36	20	20	23.7	23.8	118	119	60-140	1	
Dibromochloromethane	ug/L	<0.40	20	20	22.6	22.5	113	112	60-140	0	
Dibromomethane	ug/L	<0.31	20	20	22.6	22.7	113	113	60-140	1	
Dichlorodifluoromethane	ug/L	<0.28	20	20	19.8	19.8	99	99	60-140	0	
Diisopropyl ether	ug/L	<0.33	20	20	23.2	23.0	116	115	60-140	1	
Ethylbenzene	ug/L	<0.24	20	20	22.1	22.0	111	110	60-140	1	
Hexachloro-1,3-butadiene	ug/L	<1.2	20	20	18.1	17.1	90	85	60-140	6	
Isopropylbenzene (Cumene)	ug/L	<0.24	20	20	22.4	22.0	112	110	60-140	2	
m&p-Xylene	ug/L	<0.44	40	40	45.2	44.0	113	110	60-140	3	
Methyl-tert-butyl ether	ug/L	0.46J	20	20	23.8	24.1	117	118	60-140	1	
Methylene Chloride	ug/L	<1.5	20	20	21.2	20.9	106	105	60-140	1	

Results presented on this page are in the units indicated by the "Units" column except where an alternate unit is presented to the right of the result.

REPORT OF LABORATORY ANALYSIS

This report shall not be reproduced, except in full,
without the written consent of Pace Analytical Services, LLC.

Pace Analytical Services, LLC
9800 Kincey Ave. Suite 100
Huntersville, NC 28078
(704)875-9092

QUALITY CONTROL DATA

Project: 2020-L1-2448 Incident
Pace Project No.: 92491031

MATRIX SPIKE & MATRIX SPIKE DUPLICATE: 2973476 2973477

Parameter	Units	92490836001 Result	MS Spike Conc.	MSD Spike Conc.	MS Result	MSD Result	MS % Rec	MSD % Rec	% Rec Limits	RPD	Qual
n-Butylbenzene	ug/L	<0.35	20	20	19.5	19.5	98	98	60-140	0	
n-Propylbenzene	ug/L	<0.24	20	20	21.7	21.9	109	110	60-140	1	
Naphthalene	ug/L	<0.66	20	20	21.0	21.0	105	105	60-140	0	
o-Xylene	ug/L	<0.24	20	20	22.5	22.1	113	110	60-140	2	
sec-Butylbenzene	ug/L	<0.25	20	20	21.3	21.1	106	106	60-140	1	
Styrene	ug/L	<0.26	20	20	23.0	22.4	115	112	60-140	2	
tert-Butylbenzene	ug/L	<0.25	20	20	19.4	18.7	97	93	60-140	4	
Tetrachloroethene	ug/L	<0.23	20	20	22.3	22.1	111	111	60-140	1	
Toluene	ug/L	<0.23	20	20	22.1	21.5	110	108	60-140	2	
trans-1,2-Dichloroethene	ug/L	<0.26	20	20	21.6	22.6	108	113	60-140	4	
trans-1,3-Dichloropropene	ug/L	<0.39	20	20	22.7	22.5	114	113	60-140	1	
Trichloroethene	ug/L	<0.23	20	20	23.2	23.1	116	115	60-140	1	
Trichlorofluoromethane	ug/L	<0.34	20	20	21.4	19.6	107	98	60-140	9	
Vinyl chloride	ug/L	<0.41	20	20	21.8	21.4	109	107	60-140	2	
1,2-Dichloroethane-d4 (S)	%						100	95	70-130		
4-Bromofluorobenzene (S)	%						100	99	70-130		
Toluene-d8 (S)	%						99	98	70-130		

Results presented on this page are in the units indicated by the "Units" column except where an alternate unit is presented to the right of the result.

REPORT OF LABORATORY ANALYSIS

This report shall not be reproduced, except in full,
without the written consent of Pace Analytical Services, LLC.

Pace Analytical Services, LLC
9800 Kincey Ave. Suite 100
Huntersville, NC 28078
(704)875-9092

QUALIFIERS

Project: 2020-L1-2448 Incident
Pace Project No.: 92491031

DEFINITIONS

DF - Dilution Factor, if reported, represents the factor applied to the reported data due to dilution of the sample aliquot.

ND - Not Detected at or above adjusted reporting limit.

TNTC - Too Numerous To Count

J - Estimated concentration above the adjusted method detection limit and below the adjusted reporting limit.

MDL - Adjusted Method Detection Limit.

PQL - Practical Quantitation Limit.

RL - Reporting Limit - The lowest concentration value that meets project requirements for quantitative data with known precision and bias for a specific analyte in a specific matrix.

S - Surrogate

1,2-Diphenylhydrazine decomposes to and cannot be separated from Azobenzene using Method 8270. The result for each analyte is a combined concentration.

Consistent with EPA guidelines, unrounded data are displayed and have been used to calculate % recovery and RPD values.

LCS(D) - Laboratory Control Sample (Duplicate)

MS(D) - Matrix Spike (Duplicate)

DUP - Sample Duplicate

RPD - Relative Percent Difference

NC - Not Calculable.

SG - Silica Gel - Clean-Up

U - Indicates the compound was analyzed for, but not detected.

Acid preservation may not be appropriate for 2 Chloroethylvinyl ether.

A separate vial preserved to a pH of 4-5 is recommended in SW846 Chapter 4 for the analysis of Acrolein and Acrylonitrile by EPA Method 8260.

N-Nitrosodiphenylamine decomposes and cannot be separated from Diphenylamine using Method 8270. The result reported for each analyte is a combined concentration.

Pace Analytical is TNI accredited. Contact your Pace PM for the current list of accredited analytes.

TNI - The NELAC Institute.

ANALYTE QUALIFIERS

P5 The EPA or method required sample preservation degrades this compound, therefore acceptable recoveries may not be achieved in sample matrix spikes.

This report shall not be reproduced, except in full,
without the written consent of Pace Analytical Services, LLC.

Pace Analytical Services, LLC
9800 Kincey Ave. Suite 100
Huntersville, NC 28078
(704)875-9092

QUALITY CONTROL DATA CROSS REFERENCE TABLE

Project: 2020-L1-2448 Incident
Pace Project No.: 92491031

Lab ID	Sample ID	QC Batch Method	QC Batch	Analytical Method	Analytical Batch
92491031001	**16366 H/C Rd.**	EPA 3010A	560420	EPA 6010D	560429
92491031001	**16366 H/C Rd.**	SM 6200B	560434		

This report shall not be reproduced, except in full,
without the written consent of Pace Analytical Services, LLC.

CHAIN-OF-CUSTODY Analytical Request Document

Pace Analytical

Chain-of-Custody is a LEGAL DOCUMENT - Complete all relevent fields

LAB USE — WO# : 92491031



Page 14 of 31

Company: Apex Companies, LLC	Billing Information:
Address:	
Report To: Andrew Street	Email To: Emily Little / Andrew Street
Copy To:	Site Collection Info/Address:
Customer Project Name/Number: Colonial Huntersville Release	State: / County/City: Time Zone Collected: [ ] PT [ ] MT [ ] CT [ ] ET
Phone: Email:	Site/Facility ID #: Compliance Monitoring? [ ] Yes [ ] No
Collected By (print): Gordon Stock	Purchase Order #: Quote #: DW PWS ID #: DW Location Code:
Collected By (signature):	Turnaround Date Required: ASAP Immediately Packed on Ice: [ ] Yes [ ] No
Sample Disposal: [ ] Dispose as appropriate [ ] Return [ ] Archive: [ ] Hold:	Rush: [ ] Same Day [ ] Next Day [ ] 2 Day [ ] 3 Day [ ] 4 Day [ ] 5 Day (Expedite Charges Apply) Field Filtered (if applicable): [ ] Yes [ ] No Analysis:

* Matrix Codes (Insert in Matrix box below): Drinking Water (DW), Ground Water (GW), Wastewater (WW), Product (P), Soil/Solid (SL), Oil (OL), Wipe (WP), Air (AR), Tissue (TS), Bioassay (B), Vapor (V), Other (OT)

Customer Sample ID	Matrix *	Comp / Grab	Collected (or Composite Start) Date	Collected (or Composite Start) Time	Composite End Date	Composite End Time	Res Cl	# of Ctns	VOC SM 6200B	MADEP VPH	Lead
163660 HCR2	DW	G	—	—	8/16/20	10:30		8	X	X	X

** Preservative Types: (1) nitric acid, (2) sulfuric acid, (3) hydrochloric acid, (4) sodium hydroxide, (5) zinc acetate, (6) methanol, (7) sodium bisulfate, (8) sodium thiosulfate, (9) hexane, (A) ascorbic acid, (B) ammonium sulfate, (C) ammonium hydroxide, (D) TSP, (U) Unpreserved, (O) Other _____

Analyses

Lab Profile/Line:

Lab Sample Receipt Checklist:

Custody Seals Present/Intact	Y N NA
Custody Signatures Present	Y N NA
Collector Signature Present	Y N NA
Bottles Intact	Y N NA
Correct Bottles	Y N NA
Sufficient Volume	Y N NA
Samples Received on Ice	Y N NA
VOA - Headspace Acceptable	Y N NA
USDA Regulated Soils	Y N NA
Samples in Holding Time	Y N NA
Residual Chlorine Present	Y N NA
Cl Strips:	
Sample pH Acceptable	Y N NA
pH Strips: 2325181	
Sulfide Present	Y N NA
Lead Acetate Strips:	

LAB USE ONLY:
Lab Sample # / Comments:

92491031

Customer Remarks / Special Conditions / Possible Hazards:

Type of Ice Used: Wet Blue Dry None

Packing Material Used: Bubble bag

Radchem sample(s) screened (<500 cpm): Y N NA

SHORT HOLDS PRESENT (<72 hours): Y N N/A

Lab Tracking #: 2538648

Samples received via: FEDEX UPS Client Courier Pace Courier

Lab Sample Temperature Info:
Temp Blank Received: Y N NA
Therm ID#: 92T061
Cooler 1 Temp Upon Receipt: 6.0 oC
Cooler 1 Therm Corr. Factor: 0.0 oC
Cooler 1 Corrected Temp: 6.0 oC
Comments:

Relinquished by/Company: (Signature)	Date/Time: 8/17/20	Received by/Company: (Signature) PACE	Date/Time: 8:38 8-17-20
Relinquished by/Company: (Signature)	Date/Time:	Received by/Company: (Signature)	Date/Time:
Relinquished by/Company: (Signature)	Date/Time:	Received by/Company: (Signature)	Date/Time:

MTJL LAB USE ONLY
Table #:
Acctnum:
Template:
Prelogin:
PM:
PB:

Trip Blank Received: Y N NA
HCL MeOH TSP Other

Non Conformance(s): YES / NO

Page: _____ of: _____

***Check mark top half of box if pH and/or dechlorination is verified and within the acceptance range for preservation samples.**

Exceptions: VOA, Coliform, TOC, Oil and Grease, DRO/8015 (water) DOC, LLHg

****Bottom half of box is to list number of bottle**

Project # WO# : 92491031

PM: AMB Due Date: 08/18/20

CLIENT: 92-APEX MOOR

Item#	BP4U-125 mL Plastic Unpreserved (N/A) (Cl-)	BP3U-250 mL Plastic Unpreserved (N/A)	BP2U-500 mL Plastic Unpreserved (N/A)	BP1U-1 liter Plastic Unpreserved (N/A)	BP4S-125 mL Plastic H2SO4 (pH < 2) (Cl-)	BP3N-250 mL plastic HNO3 (pH < 2)	BP4Z-125 mL Plastic ZN Acetate & NaOH (>9)	BP4C-125 mL Plastic NaOH (pH > 12) (Cl-)	WGFU-Wide-mouthed Glass jar Unpreserved	AG1U-1 liter Amber Unpreserved (N/A) (Cl-)	AG1H-1 liter Amber HCl (pH < 2)	AG3U-250 mL Amber Unpreserved (N/A) (Cl-)	AG1S-1 liter Amber H2SO4 (pH < 2)	AG3S-250 mL Amber H2SO4 (pH < 2)	AG3A(DG3A)-250 mL Amber NH4Cl (N/A)(Cl-)	DG9H-40 mL VOA HCl (N/A)	VG9T-40 mL VOA Na2S2O3 (N/A)	VG9U-40 mL VOA Unp (N/A)	DG9P-40 mL VOA H3PO4 (N/A)	VOAK (6 vials per kit)-5035 kit (N/A)	V/GK (3 vials per kit)-VPH/Gas kit (N/A)	SPST-125 mL Sterile Plastic (N/A – lab)	SPZT-250 mL Sterile Plastic (N/A – lab)		BP3A-250 mL Plastic (NH2)2SO4 (9.3-9.7)	AG0U-100 mL Amber Unpreserved vials (N/A)	VSGU-20 mL Scintillation vials (N/A)	DG9U-40 mL Amber Unpreserved vials (N/A)
1						1										7													
2																													
3																													
4																													
5																													
6																													
7																													
8																													
9																													
10																													
11																													
12																													

pH Adjustment Log for Preserved Samples

Sample ID	Type of Preservative	pH upon receipt	Date preservation adjusted	Time preservation adjusted	Amount of Preservative added	Lot #

Note: Whenever there is a discrepancy affecting North Carolina compliance samples, a copy of this form will be sent to the North Carolina DEHNR Certification Office (i.e. Out of hold, incorrect preservative, out of temp, incorrect containers.

Report of Analysis

Pace Analytical Services, Inc.
9800 Kincey Avenue
Suite 100
Huntersville, NC 28078
Attention: Angela M. Baioni

Project Name: Colonial Huntersville Release

Project Number: 92491031

Lot Number:**VH18007**

Date Completed:08/19/2020

08/19/2020 9:45 AM
Approved and released by:
Project Manager II: **Cathy S. Dover**

The electronic signature above is the equivalent of a handwritten signature.
This report shall not be reproduced, except in its entirety, without the written approval of Pace Analytical Services, LLC.

Case Narrative
Pace Analytical Services, Inc.
Lot Number: VH18007

This Report of Analysis contains the analytical result(s) for the sample(s) listed on the Sample Summary following this Case Narrative. The sample receiving date is documented in the header information associated with each sample.

All results listed in this report relate only to the samples that are contained within this report.

Sample receipt, sample analysis, and data review have been performed in accordance with the most current approved NELAC standards, the Pace Analytical Services, LLC ("Pace") Quality Assurance Management Plan (QAMP), standard operating procedures (SOPs), and Pace policies. Any exceptions to the NELAC standards, the QAMP, SOPs or policies are qualified on the results page or discussed below.

If you have any questions regarding this report please contact the Pace Project Manager listed on the cover page.

Sample Summary

Pace Analytical Services, Inc.

Lot Number: VH18007

Project Name: Colonial Huntersville Release

Project Number: 92491031

Sample Number	Sample ID	Matrix	Date Sampled	Date Received
001	16366 H/C Rd.	Aqueous	08/16/2020 1830	08/18/2020

(1 sample)

Detection Summary

Pace Analytical Services, Inc.

Lot Number: VH18007

Project Name: Colonial Huntersville Release

Project Number: 92491031

Sample	Sample ID	Matrix	Parameter	Method	Result	Q	Units	Page

(0 detections)

MADEP VPH (aliphatics)

Client: Pace Analytical Services, Inc. | Laboratory ID: VH18007-001

Description: 16366 H/C Rd. | Matrix: Aqueous

Date Sampled: 08/16/2020 1830 | Project Name: Colonial Huntersville Release

Date Received: 08/18/2020 | Project Number: 92491031

Run	Prep Method	Analytical Method	Dilution	Analysis Date	Analyst	Prep Date	Batch
1	VPH	MADEP-VPH-18-2.1	1	08/18/2020 1654	ECB		63876

Parameter	CAS Number	Analytical Method	Result	Q	LOQ	Units	Run
C5 - C8 Aliphatics		MADEP-VPH-18-	ND		75	ug/L	1
C9 - C12 Aliphatics		MADEP-VPH-18-	ND		75	ug/L	1

Surrogate	Q	Run 1 % Recovery	Acceptance Limits
2,5-Dibromotoluene (FID)		99	70-130

LOQ = Limit of Quantitation
ND = Not detected at or above the LOQ
H = Out of holding time
B = Detected in the method blank
N = Recovery is out of criteria
W = Reported on wet weight basis
E = Quantitation of compound exceeded the calibration range
P = The RPD between two GC columns exceeds 40%

Pace Analytical Services, LLC *(formerly Shealy Environmental Services, Inc.)*
106 Vantage Point Drive West Columbia, SC 29172 (803) 791-9700 Fax (803) 791-9111 www.pacelabs.com

MADEP VPH (aromatics)

Client: Pace Analytical Services, Inc. | Laboratory ID: VH18007-001

Description: 16366 H/C Rd. | Matrix: Aqueous

Date Sampled: 08/16/2020 1830 | Project Name: Colonial Huntersville Release

Date Received: 08/18/2020 | Project Number: 92491031

Run	Prep Method	Analytical Method	Dilution	Analysis Date	Analyst	Prep Date	Batch
1	VPH	MADEP-VPH-18-2.1	1	08/18/2020 1654	ECB		63877

Parameter	CAS Number	Analytical Method	Result	Q	LOQ	Units	Run
C9 - C10 Aromatics		MADEP-VPH-18-	ND		25	ug/L	1

Surrogate	Q	Run 1 % Recovery	Acceptance Limits
2,5-Dibromotoluene (PID)		98	70-130

LOQ = Limit of Quantitation
ND = Not detected at or above the LOQ
H = Out of holding time
B = Detected in the method blank
N = Recovery is out of criteria
W = Reported on wet weight basis
E = Quantitation of compound exceeded the calibration range
P = The RPD between two GC columns exceeds 40%

Pace Analytical Services, LLC *(formerly Shealy Environmental Services, Inc.)*
106 Vantage Point Drive West Columbia, SC 29172 (803) 791-9700 Fax (803) 791-9111 www.pacelabs.com

QC Summary

MADEP VPH (aliphatics) - MB

Sample ID: VQ63876-001
Batch: 63876
Analytical Method: MADEP-VPH-18-2.1

Matrix: Aqueous
Prep Method: VPH

Parameter	Result	Q	Dil	LOQ	Units	Analysis Date
C5 - C8 Aliphatics	ND		1	75	ug/L	08/18/2020 1125
C9 - C12 Aliphatics	ND		1	75	ug/L	08/18/2020 1125

Surrogate	Q	% Rec	Acceptance Limit
2,5-Dibromotoluene (FID)		100	70-130

LOQ = Limit of Quantitation
DL = Detection Limit
LOD = Limit of Detection

P = The RPD between two GC columns exceeds 40%
J = Estimated result < LOQ and ≥ DL
ND = Not detected at or above the LOQ

N = Recovery is out of criteria
+ = RPD is out of criteria

Note: Calculations are performed before rounding to avoid round-off errors in calculated results

MADEP VPH (aliphatics) - LCS

Sample ID: VQ63876-002
Batch: 63876
Analytical Method: MADEP-VPH-18-2.1

Matrix: Aqueous
Prep Method: VPH

Parameter	Spike Amount (ug/L)	Result (ug/L)	Q	Dil	% Rec	% Rec Limit	Analysis Date
C5 - C8 Aliphatics	150	130		1	87	70-130	08/18/2020 1028
C9 - C12 Aliphatics	180	150		1	83	70-130	08/18/2020 1028

Surrogate	Q	% Rec	Acceptance Limit
2,5-Dibromotoluene (FID)		84	70-130

LOQ = Limit of Quantitation
DL = Detection Limit
LOD = Limit of Detection

P = The RPD between two GC columns exceeds 40%
J = Estimated result < LOQ and ≥ DL
ND = Not detected at or above the LOQ

N = Recovery is out of criteria
+ = RPD is out of criteria

Note: Calculations are performed before rounding to avoid round-off errors in calculated results

MADEP VPH (aliphatics) - LCSD

Sample ID: VQ63876-003
Batch: 63876
Analytical Method: MADEP-VPH-18-2.1

Matrix: Aqueous
Prep Method: VPH

Parameter	Spike Amount (ug/L)	Result (ug/L)	Q	Dil	% Rec	% RPD	% Rec Limit	% RPD Limit	Analysis Date
C5 - C8 Aliphatics	150	140		1	92	5.2	70-130	25	08/18/2020 1057
C9 - C12 Aliphatics	180	160		1	89	7.0	70-130	25	08/18/2020 1057

Surrogate	Q	% Rec	Acceptance Limit
2,5-Dibromotoluene (FID)		90	70-130

LOQ = Limit of Quantitation
DL = Detection Limit
LOD = Limit of Detection

P = The RPD between two GC columns exceeds 40%
J = Estimated result < LOQ and ≥ DL
ND = Not detected at or above the LOQ

N = Recovery is out of criteria
+ = RPD is out of criteria

Note: Calculations are performed before rounding to avoid round-off errors in calculated results

MADEP VPH (aromatics) - MB

Sample ID: VQ63877-001
Batch: 63877
Analytical Method: MADEP-VPH-18-2.1

Matrix: Aqueous
Prep Method: VPH

Parameter	Result	Q	Dil	LOQ	Units	Analysis Date
C9 - C10 Aromatics	ND		1	25	ug/L	08/18/2020 1125

Surrogate	Q	% Rec	Acceptance Limit
2,5-Dibromotoluene (PID)		98	70-130

LOQ = Limit of Quantitation
DL = Detection Limit
LOD = Limit of Detection

P = The RPD between two GC columns exceeds 40%
J = Estimated result < LOQ and ≥ DL
ND = Not detected at or above the LOQ

N = Recovery is out of criteria
+ = RPD is out of criteria

Note: Calculations are performed before rounding to avoid round-off errors in calculated results

MADEP VPH (aromatics) - LCS

Sample ID: VQ63877-002
Batch: 63877
Analytical Method: MADEP-VPH-18-2.1

Matrix: Aqueous
Prep Method: VPH

Parameter	Spike Amount (ug/L)	Result (ug/L)	Q	Dil	% Rec	% Rec Limit	Analysis Date
C9 - C10 Aromatics	25	22		1	87	70-130	08/18/2020 1028

Surrogate	Q	% Rec	Acceptance Limit
2,5-Dibromotoluene (PID)		85	70-130

LOQ = Limit of Quantitation
DL = Detection Limit
LOD = Limit of Detection

P = The RPD between two GC columns exceeds 40%
J = Estimated result < LOQ and ≥ DL
ND = Not detected at or above the LOQ

N = Recovery is out of criteria
+ = RPD is out of criteria

Note: Calculations are performed before rounding to avoid round-off errors in calculated results

MADEP VPH (aromatics) - LCSD

Sample ID: VQ63877-003
Batch: 63877
Analytical Method: MADEP-VPH-18-2.1

Matrix: Aqueous
Prep Method: VPH

Parameter	Spike Amount (ug/L)	Result (ug/L)	Q	Dil	% Rec	% RPD	% Rec Limit	% RPD Limit	Analysis Date
C9 - C10 Aromatics	25	23		1	93	6.7	70-130	25	08/18/2020 1057

Surrogate	Q	% Rec	Acceptance Limit
2,5-Dibromotoluene (PID)		90	70-130

LOQ = Limit of Quantitation
DL = Detection Limit
LOD = Limit of Detection

P = The RPD between two GC columns exceeds 40%
J = Estimated result < LOQ and ≥ DL
ND = Not detected at or above the LOQ

N = Recovery is out of criteria
+ = RPD is out of criteria

Note: Calculations are performed before rounding to avoid round-off errors in calculated results

Chain of Custody

and

Miscellaneous Documents

Internal Transfer Chain of Custody

Pace Analytical
www.pacelabs.com

☐ Samples Pre-Logged into eCOC.

State Of Origin: NC
Cert. Needed: ☑ Yes ☐ No

Workorder: 92491031 **Workorder Name:** Colonial Huntersville Release

Owner Received Date: 8/17/2020 **Results Requested By:** 8/18/2020

Report To	Subcontract To
Angela Baioni Pace Analytical Charlotte 9800 Kincey Ave. Suite 100 Huntersville, NC 28078 Phone (704)875-9092	Pace Analytical West Columbia 106 Vantage Point Drive West Columbia, SC 29172 Phone (803)791-9700

Requested Analysis

VH18007

DSD

Item	Sample ID	Sample Type	Collect Date/Time	Lab ID	Matrix	Preserved Containers: HCL	PFA_NC	LAB USE ONLY
1	16366 HIC Rd.	PS	8/16/2020 16:30	92491031001	Water	3	X	
2								
3								
4								
5								

Transfers	Released By	Date/Time	Received By	Date/Time
1	~~PACE~~ PACE 8-17-2020 1400			
2				
3	FedEx	8/18/20 1157		8/17/2020 1431

Comments: RUSH

Cooler Temperature on Receipt 4.0 °C | Custody Seal Y or (N) | Received on Ice (Y) or N | Samples Intact (Y) or N

****In order to maintain client confidentiality, location/name of the sampling site, sampler's name and signature may not be provided on this COC document. This chain of custody is considered complete as is since this information is available in the owner laboratory.*

Pace Analytical Services, LLC (formerly Shealy Environmental Services, Inc.)
106 Vantage Point Drive West Columbia, SC 29172 (803) 791-9700 Fax (803) 791-9111 www.pacelabs.com

PACE ANALYTICAL SERVICES, LLC

Shealy Environmental Services, Inc.
Document Number: MED018C-14

Page 1 of 1
Effective Date: 8/2/2018

Sample Receipt Checklist (SRC)

Client: PACE Cooler inspected by/date: JSH / 08/18/2020 Lot #: VH18007

Means of receipt: ☐ SESI ☐ Client ☐ UPS ☑ FedEx ☐ Other: _____

☐ Yes	☑ No		1. Were custody seals present on the cooler?
☐ Yes	☐ No	☑ NA	2. If custody seals were present, were they intact and unbroken?

pH Strip ID: NA Chlorine Strip ID: NA Tested by: NA

Original temperature upon receipt / Derived (Corrected) temperature upon receipt %Solid Snap-Cup ID: NA

4.0 / 4.0 °C NA / NA °C NA / NA °C NA / NA °C

Method: ☐ Temperature Blank ☑ Against Bottles IR Gun ID: 5 IR Gun Correction Factor: 0 °C

Method of coolant: ☑ Wet Ice ☐ Ice Packs ☐ Dry Ice ☐ None

☐ Yes	☐ No	☑ NA	3. If temperature of any cooler exceeded 6.0°C, was Project Manager Notified? PM was Notified by: phone / email / face-to-face (circle one).
☑ Yes	☐ No	☐ NA	4. Is the commercial courier's packing slip attached to this form?
☑ Yes	☐ No		5. Were proper custody procedures (relinquished/received) followed?
☑ Yes	☐ No		6. Were sample IDs listed on the COC?
☑ Yes	☐ No		7. Were sample IDs listed on all sample containers?
☑ Yes	☐ No		8. Was collection date & time listed on the COC?
☑ Yes	☐ No		9. Was collection date & time listed on all sample containers?
☑ Yes	☐ No		10. Did all container label information (ID, date, time) agree with the COC?
☑ Yes	☐ No		11. Were tests to be performed listed on the COC?
☑ Yes	☐ No		12. Did all samples arrive in the proper containers for each test and/or in good condition (unbroken, lids on, etc.)? _____
☑ Yes	☐ No		13. Was adequate sample volume available?
☑ Yes	☐ No		14. Were all samples received within ½ the holding time or 48 hours, whichever comes first?
☐ Yes	☑ No		15. Were any samples containers missing/excess (circle one) samples Not listed on COC?
☐ Yes	☑ No	☐ NA	16. For VOA and RSK-175 samples, were bubbles present >"pea-size" (¼"or 6mm in diameter) in any of the VOA vials?
☐ Yes	☐ No	☑ NA	17. Were all DRO/metals/nutrient samples received at a pH of < 2?
☐ Yes	☐ No	☑ NA	18. Were all cyanide samples received at a pH > 12 and sulfide samples received at a pH > 9?
☐ Yes	☐ No	☑ NA	19. Were all applicable NH_3/TKN/cyanide/phenol/625 (< 0.5mg/L) samples free of residual chlorine?
☐ Yes	☐ No	☑ NA	20. Were client remarks/requests (i.e. requested dilutions, MS/MSD designations, etc…) correctly transcribed from the COC into the comment section in LIMS?
☐ Yes	☑ No		21. Was the quote number listed on the container label? If yes, Quote # NA

Sample Preservation (Must be completed for any sample(s) incorrectly preserved or with headspace.)

Sample(s) NA _____ were received incorrectly preserved and were adjusted accordingly in sample receiving with NA mL of circle one: H2SO4, HNO3, HCl, NaOH using SR # NA.
Time of preservation NA. If more than one preservative is needed, please note in the comments below.

Sample(s) NA _____ were received with bubbles >6 mm in diameter.

Samples(s) NA _____ were received with TRC > 0.5 mg/L (If #19 is *no*) and were adjusted accordingly in sample receiving with sodium thiosulfate ($Na_2S_2O_3$) with Shealy ID: NA.

SR barcode labels applied by: CMS2 Date: 08/18/2020

Comments:

Pace Analytical Services, LLC
9800 Kincey Ave. Suite 100
Huntersville, NC 28078
(704)875-9092

August 24, 2020

Andrew Street
Apex Companies - NC
5900 Northwoods Business Pkwy
Suite 5900-0
Charlotte, NC 28269

RE: Project: 2020-L1-2448 Incident
Pace Project No.: 92491152

Dear Andrew Street:

Enclosed are the analytical results for sample(s) received by the laboratory on August 17, 2020. The results relate only to the samples included in this report. Results reported herein conform to the applicable TNI/NELAC Standards and the laboratory's Quality Manual, where applicable, unless otherwise noted in the body of the report.

The test results provided in this final report were generated by each of the following laboratories within the Pace Network:

- Pace Analytical Services - Asheville
- Pace Analytical Services - Charlotte

If you have any questions concerning this report, please feel free to contact me.

Sincerely,

Angela M. Baioni

Angela Baioni
angela.baioni@pacelabs.com
(704)875-9092
Project Manager

Enclosures

cc: Stanley Carpenter, Colonial Pipeline
J Culbreath, Colonial Pipeline Company
Robert Hughes, Colonial Pipeline
Margaret King, APEX Companies, LLC
Emily Little, Apex Companies
Jeff Morrison, Colonial Pipeline Company
Tom Naumann, APEX Companies - NC
Joe Nicolette, Montrose-EPS
Christopher Schultz, Apex Companies
Robert A. Shenk, Colonial Pipeline Company
J Tate, Colonial Pipeline Company
Alex Testoff, Montrose-EPS
JM Wyatt, Colonial Pipeline Company

REPORT OF LABORATORY ANALYSIS

This report shall not be reproduced, except in full,
without the written consent of Pace Analytical Services, LLC.

Pace Analytical Services, LLC
9800 Kincey Ave. Suite 100
Huntersville, NC 28078
(704)875-9092

CERTIFICATIONS

Project: 2020-L1-2448 Incident
Pace Project No.: 92491152

Pace Analytical Services Charlotte
9800 Kincey Ave. Ste 100, Huntersville, NC 28078
Louisiana/NELAP Certification # LA170028
North Carolina Drinking Water Certification #: 37706
North Carolina Field Services Certification #: 5342
North Carolina Wastewater Certification #: 12
South Carolina Certification #: 99006001
Florida/NELAP Certification #: E87627
Kentucky UST Certification #: 84
Virginia/VELAP Certification #: 460221

Pace Analytical Services Asheville
2225 Riverside Drive, Asheville, NC 28804
Florida/NELAP Certification #: E87648
Massachusetts Certification #: M-NC030
North Carolina Drinking Water Certification #: 37712
North Carolina Wastewater Certification #: 40
South Carolina Certification #: 99030001
Virginia/VELAP Certification #: 460222

This report shall not be reproduced, except in full,
without the written consent of Pace Analytical Services, LLC.

Pace Analytical Services, LLC
9800 Kincey Ave. Suite 100
Huntersville, NC 28078
(704)875-9092

SAMPLE ANALYTE COUNT

Project: 2020-L1-2448 Incident
Pace Project No.: 92491152

Lab ID	Sample ID	Method	Analysts	Analytes Reported	Laboratory
92491152001	**13945_AC_RD**	EPA 6010D	SH1	1	PASI-A
		SM 6200B	CL	63	PASI-C

PASI-A = Pace Analytical Services - Asheville
PASI-C = Pace Analytical Services - Charlotte

This report shall not be reproduced, except in full,
without the written consent of Pace Analytical Services, LLC.

Pace Analytical Services, LLC
9800 Kincey Ave. Suite 100
Huntersville, NC 28078
(704)875-9092

ANALYTICAL RESULTS

Project: 2020-L1-2448 Incident
Pace Project No.: 92491152

Sample: 13945_AC_RD **Lab ID: 92491152001** Collected: 08/17/20 13:40 Received: 08/17/20 16:25 Matrix: Water

Parameters	Results	Units	Report Limit	DF	Prepared	Analyzed	CAS No.	Qual
6010 MET ICP	Analytical Method: EPA 6010D Preparation Method: EPA 3010A Pace Analytical Services - Asheville							
Lead	ND	ug/L	5.0	1	08/18/20 02:11	08/18/20 08:44	7439-92-1	
6200B MSV	Analytical Method: SM 6200B Pace Analytical Services - Charlotte							
Benzene	ND	ug/L	0.50	1		08/18/20 08:49	71-43-2	
Bromobenzene	ND	ug/L	0.50	1		08/18/20 08:49	108-86-1	
Bromochloromethane	ND	ug/L	0.50	1		08/18/20 08:49	74-97-5	
Bromodichloromethane	ND	ug/L	0.50	1		08/18/20 08:49	75-27-4	
Bromoform	ND	ug/L	0.50	1		08/18/20 08:49	75-25-2	
Bromomethane	ND	ug/L	5.0	1		08/18/20 08:49	74-83-9	
n-Butylbenzene	ND	ug/L	0.50	1		08/18/20 08:49	104-51-8	
sec-Butylbenzene	ND	ug/L	0.50	1		08/18/20 08:49	135-98-8	
tert-Butylbenzene	ND	ug/L	0.50	1		08/18/20 08:49	98-06-6	
Carbon tetrachloride	ND	ug/L	0.50	1		08/18/20 08:49	56-23-5	
Chlorobenzene	ND	ug/L	0.50	1		08/18/20 08:49	108-90-7	
Chloroethane	ND	ug/L	1.0	1		08/18/20 08:49	75-00-3	
Chloroform	ND	ug/L	0.50	1		08/18/20 08:49	67-66-3	
Chloromethane	ND	ug/L	1.0	1		08/18/20 08:49	74-87-3	
2-Chlorotoluene	ND	ug/L	0.50	1		08/18/20 08:49	95-49-8	
4-Chlorotoluene	ND	ug/L	0.50	1		08/18/20 08:49	106-43-4	
1,2-Dibromo-3-chloropropane	ND	ug/L	1.0	1		08/18/20 08:49	96-12-8	
Dibromochloromethane	ND	ug/L	0.50	1		08/18/20 08:49	124-48-1	
1,2-Dibromoethane (EDB)	ND	ug/L	0.50	1		08/18/20 08:49	106-93-4	
Dibromomethane	ND	ug/L	0.50	1		08/18/20 08:49	74-95-3	
1,2-Dichlorobenzene	ND	ug/L	0.50	1		08/18/20 08:49	95-50-1	
1,3-Dichlorobenzene	ND	ug/L	0.50	1		08/18/20 08:49	541-73-1	
1,4-Dichlorobenzene	ND	ug/L	0.50	1		08/18/20 08:49	106-46-7	
Dichlorodifluoromethane	ND	ug/L	0.50	1		08/18/20 08:49	75-71-8	
1,1-Dichloroethane	ND	ug/L	0.50	1		08/18/20 08:49	75-34-3	
1,2-Dichloroethane	ND	ug/L	0.50	1		08/18/20 08:49	107-06-2	
1,1-Dichloroethene	ND	ug/L	0.50	1		08/18/20 08:49	75-35-4	
cis-1,2-Dichloroethene	ND	ug/L	0.50	1		08/18/20 08:49	156-59-2	
trans-1,2-Dichloroethene	ND	ug/L	0.50	1		08/18/20 08:49	156-60-5	
1,2-Dichloropropane	ND	ug/L	0.50	1		08/18/20 08:49	78-87-5	
1,3-Dichloropropane	ND	ug/L	0.50	1		08/18/20 08:49	142-28-9	
2,2-Dichloropropane	ND	ug/L	0.50	1		08/18/20 08:49	594-20-7	
1,1-Dichloropropene	ND	ug/L	0.50	1		08/18/20 08:49	563-58-6	
cis-1,3-Dichloropropene	ND	ug/L	0.50	1		08/18/20 08:49	10061-01-5	
trans-1,3-Dichloropropene	ND	ug/L	0.50	1		08/18/20 08:49	10061-02-6	
Diisopropyl ether	ND	ug/L	0.50	1		08/18/20 08:49	108-20-3	
Ethylbenzene	ND	ug/L	0.50	1		08/18/20 08:49	100-41-4	
Hexachloro-1,3-butadiene	ND	ug/L	2.0	1		08/18/20 08:49	87-68-3	
Isopropylbenzene (Cumene)	ND	ug/L	0.50	1		08/18/20 08:49	98-82-8	
Methylene Chloride	ND	ug/L	2.0	1		08/18/20 08:49	75-09-2	
Methyl-tert-butyl ether	ND	ug/L	0.50	1		08/18/20 08:49	1634-04-4	
Naphthalene	ND	ug/L	2.0	1		08/18/20 08:49	91-20-3	

REPORT OF LABORATORY ANALYSIS

This report shall not be reproduced, except in full,
without the written consent of Pace Analytical Services, LLC.

Pace Analytical Services, LLC
9800 Kincey Ave. Suite 100
Huntersville, NC 28078
(704)875-9092

ANALYTICAL RESULTS

Project: 2020-L1-2448 Incident
Pace Project No.: 92491152

Sample: 13945_AC_RD **Lab ID: 92491152001** Collected: 08/17/20 13:40 Received: 08/17/20 16:25 Matrix: Water

Parameters	Results	Units	Report Limit	DF	Prepared	Analyzed	CAS No.	Qual
6200B MSV	Analytical Method: SM 6200B Pace Analytical Services - Charlotte							
n-Propylbenzene	ND	ug/L	0.50	1		08/18/20 08:49	103-65-1	
Styrene	ND	ug/L	0.50	1		08/18/20 08:49	100-42-5	
1,1,1,2-Tetrachloroethane	ND	ug/L	0.50	1		08/18/20 08:49	630-20-6	
1,1,2,2-Tetrachloroethane	ND	ug/L	0.50	1		08/18/20 08:49	79-34-5	
Tetrachloroethene	ND	ug/L	0.50	1		08/18/20 08:49	127-18-4	
Toluene	ND	ug/L	0.50	1		08/18/20 08:49	108-88-3	
1,2,3-Trichlorobenzene	ND	ug/L	2.0	1		08/18/20 08:49	87-61-6	
1,2,4-Trichlorobenzene	ND	ug/L	2.0	1		08/18/20 08:49	120-82-1	
1,1,1-Trichloroethane	ND	ug/L	0.50	1		08/18/20 08:49	71-55-6	
1,1,2-Trichloroethane	ND	ug/L	0.50	1		08/18/20 08:49	79-00-5	
Trichloroethene	ND	ug/L	0.50	1		08/18/20 08:49	79-01-6	
Trichlorofluoromethane	ND	ug/L	1.0	1		08/18/20 08:49	75-69-4	
1,2,3-Trichloropropane	ND	ug/L	0.50	1		08/18/20 08:49	96-18-4	
1,2,4-Trimethylbenzene	ND	ug/L	0.50	1		08/18/20 08:49	95-63-6	
1,3,5-Trimethylbenzene	ND	ug/L	0.50	1		08/18/20 08:49	108-67-8	
Vinyl chloride	ND	ug/L	1.0	1		08/18/20 08:49	75-01-4	
m&p-Xylene	ND	ug/L	1.0	1		08/18/20 08:49	179601-23-1	
o-Xylene	ND	ug/L	0.50	1		08/18/20 08:49	95-47-6	
Surrogates								
1,2-Dichloroethane-d4 (S)	93	%	70-130	1		08/18/20 08:49	17060-07-0	
4-Bromofluorobenzene (S)	103	%	70-130	1		08/18/20 08:49	460-00-4	
Toluene-d8 (S)	104	%	70-130	1		08/18/20 08:49	2037-26-5	

REPORT OF LABORATORY ANALYSIS

This report shall not be reproduced, except in full,
without the written consent of Pace Analytical Services, LLC.

Pace Analytical Services, LLC
9800 Kincey Ave. Suite 100
Huntersville, NC 28078
(704)875-9092

QUALITY CONTROL DATA

Project: 2020-L1-2448 Incident
Pace Project No.: 92491152

QC Batch: 560534
QC Batch Method: EPA 3010A
Analysis Method: EPA 6010D
Analysis Description: 6010 MET
Laboratory: Pace Analytical Services - Asheville
Associated Lab Samples: 92491152001

METHOD BLANK: 2973976 Matrix: Water
Associated Lab Samples: 92491152001

Parameter	Units	Blank Result	Reporting Limit	Analyzed	Qualifiers
Lead	ug/L	ND	5.0	08/18/20 08:38	

LABORATORY CONTROL SAMPLE: 2973977

Parameter	Units	Spike Conc.	LCS Result	LCS % Rec	% Rec Limits	Qualifiers
Lead	ug/L	500	504	101	80-120	

MATRIX SPIKE & MATRIX SPIKE DUPLICATE: 2973978 2973979

Parameter	Units	92491152001 Result	MS Spike Conc.	MSD Spike Conc.	MS Result	MSD Result	MS % Rec	MSD % Rec	% Rec Limits	RPD	Qual
Lead	ug/L	ND	500	500	529	523	106	105	75-125	1	

Results presented on this page are in the units indicated by the "Units" column except where an alternate unit is presented to the right of the result.

REPORT OF LABORATORY ANALYSIS

This report shall not be reproduced, except in full,
without the written consent of Pace Analytical Services, LLC.

Pace Analytical Services, LLC
9800 Kincey Ave. Suite 100
Huntersville, NC 28078
(704)875-9092

QUALITY CONTROL DATA

Project: 2020-L1-2448 Incident
Pace Project No.: 92491152

QC Batch: 560564
QC Batch Method: SM 6200B
Analysis Method: SM 6200B
Analysis Description: 6200B MSV
Laboratory: Pace Analytical Services - Charlotte

Associated Lab Samples: 92491152001

METHOD BLANK: 2974036 Matrix: Water
Associated Lab Samples: 92491152001

Parameter	Units	Blank Result	Reporting Limit	Analyzed	Qualifiers
1,1,1,2-Tetrachloroethane	ug/L	ND	0.50	08/18/20 01:52	
1,1,1-Trichloroethane	ug/L	ND	0.50	08/18/20 01:52	
1,1,2,2-Tetrachloroethane	ug/L	ND	0.50	08/18/20 01:52	
1,1,2-Trichloroethane	ug/L	ND	0.50	08/18/20 01:52	
1,1-Dichloroethane	ug/L	ND	0.50	08/18/20 01:52	
1,1-Dichloroethene	ug/L	ND	0.50	08/18/20 01:52	
1,1-Dichloropropene	ug/L	ND	0.50	08/18/20 01:52	
1,2,3-Trichlorobenzene	ug/L	ND	2.0	08/18/20 01:52	
1,2,3-Trichloropropane	ug/L	ND	0.50	08/18/20 01:52	
1,2,4-Trichlorobenzene	ug/L	ND	2.0	08/18/20 01:52	
1,2,4-Trimethylbenzene	ug/L	ND	0.50	08/18/20 01:52	
1,2-Dibromo-3-chloropropane	ug/L	ND	1.0	08/18/20 01:52	
1,2-Dibromoethane (EDB)	ug/L	ND	0.50	08/18/20 01:52	
1,2-Dichlorobenzene	ug/L	ND	0.50	08/18/20 01:52	
1,2-Dichloroethane	ug/L	ND	0.50	08/18/20 01:52	
1,2-Dichloropropane	ug/L	ND	0.50	08/18/20 01:52	
1,3,5-Trimethylbenzene	ug/L	ND	0.50	08/18/20 01:52	
1,3-Dichlorobenzene	ug/L	ND	0.50	08/18/20 01:52	
1,3-Dichloropropane	ug/L	ND	0.50	08/18/20 01:52	
1,4-Dichlorobenzene	ug/L	ND	0.50	08/18/20 01:52	
2,2-Dichloropropane	ug/L	ND	0.50	08/18/20 01:52	
2-Chlorotoluene	ug/L	ND	0.50	08/18/20 01:52	
4-Chlorotoluene	ug/L	ND	0.50	08/18/20 01:52	
Benzene	ug/L	ND	0.50	08/18/20 01:52	
Bromobenzene	ug/L	ND	0.50	08/18/20 01:52	
Bromochloromethane	ug/L	ND	0.50	08/18/20 01:52	
Bromodichloromethane	ug/L	ND	0.50	08/18/20 01:52	
Bromoform	ug/L	ND	0.50	08/18/20 01:52	
Bromomethane	ug/L	ND	5.0	08/18/20 01:52	
Carbon tetrachloride	ug/L	ND	0.50	08/18/20 01:52	
Chlorobenzene	ug/L	ND	0.50	08/18/20 01:52	
Chloroethane	ug/L	ND	1.0	08/18/20 01:52	
Chloroform	ug/L	ND	0.50	08/18/20 01:52	
Chloromethane	ug/L	ND	1.0	08/18/20 01:52	
cis-1,2-Dichloroethene	ug/L	ND	0.50	08/18/20 01:52	
cis-1,3-Dichloropropene	ug/L	ND	0.50	08/18/20 01:52	
Dibromochloromethane	ug/L	ND	0.50	08/18/20 01:52	
Dibromomethane	ug/L	ND	0.50	08/18/20 01:52	
Dichlorodifluoromethane	ug/L	ND	0.50	08/18/20 01:52	
Diisopropyl ether	ug/L	ND	0.50	08/18/20 01:52	

Results presented on this page are in the units indicated by the "Units" column except where an alternate unit is presented to the right of the result.

REPORT OF LABORATORY ANALYSIS

This report shall not be reproduced, except in full,
without the written consent of Pace Analytical Services, LLC.

Pace Analytical Services, LLC
9800 Kincey Ave. Suite 100
Huntersville, NC 28078
(704)875-9092

QUALITY CONTROL DATA

Project: 2020-L1-2448 Incident
Pace Project No.: 92491152

METHOD BLANK: 2974036 Matrix: Water
Associated Lab Samples: 92491152001

Parameter	Units	Blank Result	Reporting Limit	Analyzed	Qualifiers
Ethylbenzene	ug/L	ND	0.50	08/18/20 01:52	
Hexachloro-1,3-butadiene	ug/L	ND	2.0	08/18/20 01:52	
Isopropylbenzene (Cumene)	ug/L	ND	0.50	08/18/20 01:52	
m&p-Xylene	ug/L	ND	1.0	08/18/20 01:52	
Methyl-tert-butyl ether	ug/L	ND	0.50	08/18/20 01:52	
Methylene Chloride	ug/L	ND	2.0	08/18/20 01:52	
n-Butylbenzene	ug/L	ND	0.50	08/18/20 01:52	
n-Propylbenzene	ug/L	ND	0.50	08/18/20 01:52	
Naphthalene	ug/L	ND	2.0	08/18/20 01:52	
o-Xylene	ug/L	ND	0.50	08/18/20 01:52	
sec-Butylbenzene	ug/L	ND	0.50	08/18/20 01:52	
Styrene	ug/L	ND	0.50	08/18/20 01:52	
tert-Butylbenzene	ug/L	ND	0.50	08/18/20 01:52	
Tetrachloroethene	ug/L	ND	0.50	08/18/20 01:52	
Toluene	ug/L	ND	0.50	08/18/20 01:52	
trans-1,2-Dichloroethene	ug/L	ND	0.50	08/18/20 01:52	
trans-1,3-Dichloropropene	ug/L	ND	0.50	08/18/20 01:52	
Trichloroethene	ug/L	ND	0.50	08/18/20 01:52	
Trichlorofluoromethane	ug/L	ND	1.0	08/18/20 01:52	
Vinyl chloride	ug/L	ND	1.0	08/18/20 01:52	
1,2-Dichloroethane-d4 (S)	%	91	70-130	08/18/20 01:52	
4-Bromofluorobenzene (S)	%	104	70-130	08/18/20 01:52	
Toluene-d8 (S)	%	105	70-130	08/18/20 01:52	

LABORATORY CONTROL SAMPLE: 2974037

Parameter	Units	Spike Conc.	LCS Result	LCS % Rec	% Rec Limits	Qualifiers
1,1,1,2-Tetrachloroethane	ug/L	50	54.4	109	60-140	
1,1,1-Trichloroethane	ug/L	50	53.0	106	60-140	
1,1,2,2-Tetrachloroethane	ug/L	50	51.8	104	60-140	
1,1,2-Trichloroethane	ug/L	50	54.6	109	60-140	
1,1-Dichloroethane	ug/L	50	52.1	104	60-140	
1,1-Dichloroethene	ug/L	50	52.3	105	60-140	
1,1-Dichloropropene	ug/L	50	57.0	114	60-140	
1,2,3-Trichlorobenzene	ug/L	50	47.9	96	60-140	
1,2,3-Trichloropropane	ug/L	50	49.8	100	60-140	
1,2,4-Trichlorobenzene	ug/L	50	48.6	97	60-140	
1,2,4-Trimethylbenzene	ug/L	50	51.4	103	60-140	
1,2-Dibromo-3-chloropropane	ug/L	50	52.4	105	60-140	
1,2-Dibromoethane (EDB)	ug/L	50	57.1	114	60-140	
1,2-Dichlorobenzene	ug/L	50	52.1	104	60-140	
1,2-Dichloroethane	ug/L	50	46.5	93	60-140	
1,2-Dichloropropane	ug/L	50	57.9	116	60-140	
1,3,5-Trimethylbenzene	ug/L	50	52.1	104	60-140	

Results presented on this page are in the units indicated by the "Units" column except where an alternate unit is presented to the right of the result.

REPORT OF LABORATORY ANALYSIS

This report shall not be reproduced, except in full,
without the written consent of Pace Analytical Services, LLC.

Pace Analytical Services, LLC
9800 Kincey Ave. Suite 100
Huntersville, NC 28078
(704)875-9092

QUALITY CONTROL DATA

Project: 2020-L1-2448 Incident
Pace Project No.: 92491152

LABORATORY CONTROL SAMPLE: 2974037

Parameter	Units	Spike Conc.	LCS Result	LCS % Rec	% Rec Limits	Qualifiers
1,3-Dichlorobenzene	ug/L	50	52.1	104	60-140	
1,3-Dichloropropane	ug/L	50	56.5	113	60-140	
1,4-Dichlorobenzene	ug/L	50	50.1	100	60-140	
2,2-Dichloropropane	ug/L	50	51.9	104	60-140	
2-Chlorotoluene	ug/L	50	51.8	104	60-140	
4-Chlorotoluene	ug/L	50	50.2	100	60-140	
Benzene	ug/L	50	53.0	106	60-140	
Bromobenzene	ug/L	50	49.9	100	60-140	
Bromochloromethane	ug/L	50	54.3	109	60-140	
Bromodichloromethane	ug/L	50	49.8	100	60-140	
Bromoform	ug/L	50	55.0	110	60-140	
Bromomethane	ug/L	50	63.2	126	60-140	
Carbon tetrachloride	ug/L	50	53.0	106	60-140	
Chlorobenzene	ug/L	50	50.2	100	60-140	
Chloroethane	ug/L	50	50.4	101	60-140	
Chloroform	ug/L	50	49.9	100	60-140	
Chloromethane	ug/L	50	45.3	91	60-140	
cis-1,2-Dichloroethene	ug/L	50	52.7	105	60-140	
cis-1,3-Dichloropropene	ug/L	50	61.7	123	60-140	
Dibromochloromethane	ug/L	50	57.8	116	60-140	
Dibromomethane	ug/L	50	52.5	105	60-140	
Dichlorodifluoromethane	ug/L	50	43.1	86	60-140	
Diisopropyl ether	ug/L	50	57.1	114	60-140	
Ethylbenzene	ug/L	50	50.1	100	60-140	
Hexachloro-1,3-butadiene	ug/L	50	46.6	93	60-140	
Isopropylbenzene (Cumene)	ug/L	50	51.1	102	60-140	
m&p-Xylene	ug/L	100	101	101	60-140	
Methyl-tert-butyl ether	ug/L	50	60.2	120	60-140	
Methylene Chloride	ug/L	50	48.5	97	60-140	
n-Butylbenzene	ug/L	50	49.6	99	60-140	
n-Propylbenzene	ug/L	50	50.4	101	60-140	
Naphthalene	ug/L	50	47.9	96	60-140	
o-Xylene	ug/L	50	51.7	103	60-140	
sec-Butylbenzene	ug/L	50	50.7	101	60-140	
Styrene	ug/L	50	53.7	107	60-140	
tert-Butylbenzene	ug/L	50	44.0	88	60-140	
Tetrachloroethene	ug/L	50	51.3	103	60-140	
Toluene	ug/L	50	48.8	98	60-140	
trans-1,2-Dichloroethene	ug/L	50	50.0	100	60-140	
trans-1,3-Dichloropropene	ug/L	50	56.6	113	60-140	
Trichloroethene	ug/L	50	56.3	113	60-140	
Trichlorofluoromethane	ug/L	50	42.9	86	60-140	
Vinyl chloride	ug/L	50	48.1	96	60-140	
1,2-Dichloroethane-d4 (S)	%			99	70-130	
4-Bromofluorobenzene (S)	%			98	70-130	
Toluene-d8 (S)	%			98	70-130	

Results presented on this page are in the units indicated by the "Units" column except where an alternate unit is presented to the right of the result.

REPORT OF LABORATORY ANALYSIS

This report shall not be reproduced, except in full,
without the written consent of Pace Analytical Services, LLC.

Pace Analytical Services, LLC
9800 Kincey Ave. Suite 100
Huntersville, NC 28078
(704)875-9092

QUALITY CONTROL DATA

Project: 2020-L1-2448 Incident
Pace Project No.: 92491152

MATRIX SPIKE & MATRIX SPIKE DUPLICATE: 2974038 2974039

Parameter	Units	92491152001 Result	MS Spike Conc.	MSD Spike Conc.	MS Result	MSD Result	MS % Rec	MSD % Rec	% Rec Limits	RPD	Qual
1,1,1,2-Tetrachloroethane	ug/L	ND	20	20	20.9	21.7	104	109	60-140	4	
1,1,1-Trichloroethane	ug/L	ND	20	20	22.5	22.6	112	113	60-140	1	
1,1,2,2-Tetrachloroethane	ug/L	ND	20	20	19.1	20.4	96	102	60-140	6	
1,1,2-Trichloroethane	ug/L	ND	20	20	20.0	21.0	100	105	60-140	5	
1,1-Dichloroethane	ug/L	ND	20	20	20.9	21.5	105	108	60-140	3	
1,1-Dichloroethene	ug/L	ND	20	20	22.2	22.7	111	114	60-140	2	
1,1-Dichloropropene	ug/L	ND	20	20	21.5	22.1	108	111	60-140	3	
1,2,3-Trichlorobenzene	ug/L	ND	20	20	14.1	14.1	67	66	60-140	0	
1,2,3-Trichloropropane	ug/L	ND	20	20	19.1	20.6	95	103	60-140	8	
1,2,4-Trichlorobenzene	ug/L	ND	20	20	15.4	15.7	69	71	60-140	2	
1,2,4-Trimethylbenzene	ug/L	ND	20	20	20.4	20.5	102	102	60-140	0	
1,2-Dibromo-3-chloropropane	ug/L	ND	20	20	18.5	19.8	92	99	60-140	7	
1,2-Dibromoethane (EDB)	ug/L	ND	20	20	19.6	22.1	98	111	60-140	12	
1,2-Dichlorobenzene	ug/L	ND	20	20	18.8	19.1	94	95	60-140	2	
1,2-Dichloroethane	ug/L	ND	20	20	19.1	20.0	96	100	60-140	4	
1,2-Dichloropropane	ug/L	ND	20	20	20.9	20.9	105	105	60-140	0	
1,3,5-Trimethylbenzene	ug/L	ND	20	20	21.1	21.3	105	107	60-140	1	
1,3-Dichlorobenzene	ug/L	ND	20	20	19.2	19.7	96	99	60-140	2	
1,3-Dichloropropane	ug/L	ND	20	20	20.5	20.4	102	102	60-140	0	
1,4-Dichlorobenzene	ug/L	ND	20	20	18.9	19.5	94	98	60-140	3	
2,2-Dichloropropane	ug/L	ND	20	20	23.2	23.8	116	119	60-140	3	
2-Chlorotoluene	ug/L	ND	20	20	21.2	21.1	106	106	60-140	0	
4-Chlorotoluene	ug/L	ND	20	20	20.4	20.7	102	104	60-140	2	
Benzene	ug/L	ND	20	20	20.8	21.5	104	107	60-140	3	
Bromobenzene	ug/L	ND	20	20	20.3	20.4	101	102	60-140	1	
Bromochloromethane	ug/L	ND	20	20	20.7	21.6	104	108	60-140	4	
Bromodichloromethane	ug/L	ND	20	20	18.8	20.1	94	100	60-140	6	
Bromoform	ug/L	ND	20	20	19.1	20.3	96	101	60-140	6	
Bromomethane	ug/L	ND	20	20	16.7	21.6	83	108	60-140	26	
Carbon tetrachloride	ug/L	ND	20	20	22.5	23.4	112	117	60-140	4	
Chlorobenzene	ug/L	ND	20	20	20.0	20.6	100	103	60-140	3	
Chloroethane	ug/L	ND	20	20	25.3	26.7	127	133	60-140	5	
Chloroform	ug/L	ND	20	20	21.4	21.2	107	106	60-140	1	
Chloromethane	ug/L	ND	20	20	16.2	16.2	81	81	60-140	0	
cis-1,2-Dichloroethene	ug/L	ND	20	20	20.3	21.3	101	107	60-140	5	
cis-1,3-Dichloropropene	ug/L	ND	20	20	21.8	22.6	109	113	60-140	4	
Dibromochloromethane	ug/L	ND	20	20	20.9	21.7	104	108	60-140	4	
Dibromomethane	ug/L	ND	20	20	20.1	21.7	100	109	60-140	8	
Dichlorodifluoromethane	ug/L	ND	20	20	20.6	20.6	103	103	60-140	0	
Diisopropyl ether	ug/L	ND	20	20	19.2	19.6	96	98	60-140	2	
Ethylbenzene	ug/L	ND	20	20	20.2	21.1	101	105	60-140	4	
Hexachloro-1,3-butadiene	ug/L	ND	20	20	17.5	17.8	87	89	60-140	2	
Isopropylbenzene (Cumene)	ug/L	ND	20	20	20.7	21.3	103	107	60-140	3	
m&p-Xylene	ug/L	ND	40	40	41.3	42.2	103	106	60-140	2	
Methyl-tert-butyl ether	ug/L	ND	20	20	20.8	21.6	104	108	60-140	3	
Methylene Chloride	ug/L	ND	20	20	19.1	19.0	95	95	60-140	0	

Results presented on this page are in the units indicated by the "Units" column except where an alternate unit is presented to the right of the result.

REPORT OF LABORATORY ANALYSIS

This report shall not be reproduced, except in full,
without the written consent of Pace Analytical Services, LLC.

Pace Analytical Services, LLC
9800 Kincey Ave. Suite 100
Huntersville, NC 28078
(704)875-9092

QUALITY CONTROL DATA

Project: 2020-L1-2448 Incident
Pace Project No.: 92491152

MATRIX SPIKE & MATRIX SPIKE DUPLICATE: 2974038 2974039

Parameter	Units	92491152001 Result	MS Spike Conc.	MSD Spike Conc.	MS Result	MSD Result	MS % Rec	MSD % Rec	% Rec Limits	RPD	Qual
n-Butylbenzene	ug/L	ND	20	20	20.0	20.0	100	100	60-140	0	
n-Propylbenzene	ug/L	ND	20	20	21.1	21.2	106	106	60-140	0	
Naphthalene	ug/L	ND	20	20	13.9	14.5	69	72	60-140	4	
o-Xylene	ug/L	ND	20	20	19.7	20.5	98	103	60-140	4	
sec-Butylbenzene	ug/L	ND	20	20	20.9	21.0	105	105	60-140	0	
Styrene	ug/L	ND	20	20	20.0	20.9	100	105	60-140	5	
tert-Butylbenzene	ug/L	ND	20	20	17.9	17.7	89	89	60-140	1	
Tetrachloroethene	ug/L	ND	20	20	20.4	21.2	102	106	60-140	4	
Toluene	ug/L	ND	20	20	20.8	21.5	104	108	60-140	4	
trans-1,2-Dichloroethene	ug/L	ND	20	20	21.9	22.3	110	111	60-140	1	
trans-1,3-Dichloropropene	ug/L	ND	20	20	21.2	22.0	106	110	60-140	4	
Trichloroethene	ug/L	ND	20	20	21.5	21.6	107	108	60-140	1	
Trichlorofluoromethane	ug/L	ND	20	20	22.6	22.5	113	112	60-140	1	
Vinyl chloride	ug/L	ND	20	20	19.8	20.2	99	101	60-140	2	
1,2-Dichloroethane-d4 (S)	%						104	106	70-130		
4-Bromofluorobenzene (S)	%						100	100	70-130		
Toluene-d8 (S)	%						99	100	70-130		

Results presented on this page are in the units indicated by the "Units" column except where an alternate unit is presented to the right of the result.

REPORT OF LABORATORY ANALYSIS

This report shall not be reproduced, except in full,
without the written consent of Pace Analytical Services, LLC.

Pace Analytical Services, LLC
9800 Kincey Ave. Suite 100
Huntersville, NC 28078
(704)875-9092

QUALIFIERS

Project: 2020-L1-2448 Incident
Pace Project No.: 92491152

DEFINITIONS

DF - Dilution Factor, if reported, represents the factor applied to the reported data due to dilution of the sample aliquot.

ND - Not Detected at or above adjusted reporting limit.

TNTC - Too Numerous To Count

J - Estimated concentration above the adjusted method detection limit and below the adjusted reporting limit.

MDL - Adjusted Method Detection Limit.

PQL - Practical Quantitation Limit.

RL - Reporting Limit - The lowest concentration value that meets project requirements for quantitative data with known precision and bias for a specific analyte in a specific matrix.

S - Surrogate

1,2-Diphenylhydrazine decomposes to and cannot be separated from Azobenzene using Method 8270. The result for each analyte is a combined concentration.

Consistent with EPA guidelines, unrounded data are displayed and have been used to calculate % recovery and RPD values.

LCS(D) - Laboratory Control Sample (Duplicate)

MS(D) - Matrix Spike (Duplicate)

DUP - Sample Duplicate

RPD - Relative Percent Difference

NC - Not Calculable.

SG - Silica Gel - Clean-Up

U - Indicates the compound was analyzed for, but not detected.

Acid preservation may not be appropriate for 2 Chloroethylvinyl ether.

A separate vial preserved to a pH of 4-5 is recommended in SW846 Chapter 4 for the analysis of Acrolein and Acrylonitrile by EPA Method 8260.

N-Nitrosodiphenylamine decomposes and cannot be separated from Diphenylamine using Method 8270. The result reported for each analyte is a combined concentration.

Pace Analytical is TNI accredited. Contact your Pace PM for the current list of accredited analytes.

TNI - The NELAC Institute.

This report shall not be reproduced, except in full,
without the written consent of Pace Analytical Services, LLC.

Pace Analytical Services, LLC
9800 Kincey Ave. Suite 100
Huntersville, NC 28078
(704)875-9092

QUALITY CONTROL DATA CROSS REFERENCE TABLE

Project: 2020-L1-2448 Incident
Pace Project No.: 92491152

Lab ID	Sample ID	QC Batch Method	QC Batch	Analytical Method	Analytical Batch
92491152001	**13945_AC_RD**	EPA 3010A	560534	EPA 6010D	560547
92491152001	**13945_AC_RD**	SM 6200B	560564		

This report shall not be reproduced, except in full,
without the written consent of Pace Analytical Services, LLC.

CHAIN-OF-CUSTODY Analytical Request Document

Pace Analytical®

Chain-of-Custody is a LEGAL DOCUMENT - Complete all relevent fields

LAB USE ONLY

WO# : 92491152

92491152

Company: Apex Companies, LLC	Billing Information:
Address:	
Report To: Andrew Street	Email To: Emily Little / A. Street
Copy To:	Site Collection Info/Address: 13545 Asbury Chapel Hill Rd.
Customer Project Name/Number: Colonial Huntersville Release	State: NC County/City: Huntersville Time Zone Collected: [ ] PT [ ] MT [ ] CT [ ] ET
Phone: Email:	Site/Facility ID #:
Collected By (print): Gordon J O'Toole	Purchase Order #: Quote #:
Collected By (signature):	Turnaround Date Required: ASAP
Sample Disposal: [ ] Dispose as appropriate [ ] Return [ ] Archive: _____ [ ] Hold: _____	Rush: [ ] Same Day [ ] Next Day [ ] 2 Day [ ] 3 Day [ ] 4 Day [ ] 5 Day (Expedite Charges Apply)

Compliance Monitoring? [ ] Yes [ ] No

DW PWS ID #: DW Location Code:

Immediately Packed on Ice: [X] Yes [ ] No

Field Filtered (if applicable): [ ] Yes [X] No

Analysis: _____

Container Preservative Type **

Lab Project Manager:

** Preservative Types: (1) nitric acid, (2) sulfuric acid, (3) hydrochloric acid, (4) sodium hydroxide, (5) zinc acetate, (6) methanol, (7) sodium bisulfate, (8) sodium thiosulfate, (9) hexane, (A) ascorbic acid, (B) ammonium sulfate, (C) ammonium hydroxide, (D) TSP, (U) Unpreserved, (O) Other _____

* Matrix Codes (Insert in Matrix box below): Drinking Water (DW), Ground Water (GW), Wastewater (WW), Product (P), Soil/Solid (SL), Oil (OL), Wipe (WP), Air (AR), Tissue (TS), Bioassay (B), Vapor (V), Other (OT)

Customer Sample ID	Matrix *	Comp / Grab	Collected (or Composite Start) Date	Collected (or Composite Start) Time	Composite End Date	Composite End Time	Res Cl	# of Ctns	Analyses: VOC's SM 6200B	MADEP VPH	Lead	Lab Profile/Line: Lab Sample # / Comments
13545 AC Rd.	DW	G			8/17/20	1314		8	X	X	X	92491152 001

Lab Sample Receipt Checklist:

Custody Seals Present/Intact	Y (N) NA
Custody Signatures Present	(Y) N NA
Collector Signature Present	(Y) N NA
Bottles Intact	(Y) N NA
Correct Bottles	(Y) N NA
Sufficient Volume	(Y) N NA
Samples Received on Ice	(Y) N NA
VOA - Headspace Acceptable	(Y) N NA
USDA Regulated Soils	Y N (NA)
Samples in Holding Time	(Y) N NA
Residual Chlorine Present	Y N (NA)
Cl Strips: _____	
Sample pH Acceptable	(Y) N NA
pH Strips: _____	
Sulfide Present	Y N (NA)
Lead Acetate Strips: _____	

LAB USE ONLY:

Customer Remarks / Special Conditions / Possible Hazards:

Type of Ice Used: (Wet) Blue Dry None

Packing Material Used:

Radchem sample(s) screened (<500 cpm): Y N (NA)

SHORT HOLDS PRESENT (<72 hours): Y (N) N/A

Lab Tracking #: 2538672

Samples received via: FEDEX UPS (Client) Courier Pace Courier

Lab Sample Temperature Info:

Temp Blank Received: Y (N) NA

Therm ID#: IR106I

Cooler 1 Temp Upon Receipt: 2.6 oC

Cooler 1 Therm Corr. Factor: 0 oC

Cooler 1 Corrected Temp: 2.6 oC

Comments:

	Date/Time		Date/Time
Relinquished by/Company: (Signature) Apex	16:25 8/17/20	Received by/Company: (Signature) FedEx Ground/Pace	8-17-20 1625
Relinquished by/Company: (Signature)	Date/Time:	Received by/Company: (Signature)	Date/Time:
Relinquished by/Company: (Signature)	Date/Time:	Received by/Company: (Signature)	Date/Time:

MTJL LAB USE ONLY

Table #:

Acctnum:

Template:

Prelogin:

PM:

PB:

Trip Blank Received: (Y) N NA

HCL MeOH TSP Other

Non Conformance(s): YES / (NO)

Page: _____ of: _____

Report of Analysis

Pace Analytical Services, Inc.
9800 Kincey Avenue
Suite 100
Huntersville, NC 28078
Attention: Angela M. Baioni

Project Name: Colonial Huntersville Release

Project Number: 92491152

Lot Number:**VH19015**

Date Completed:08/19/2020

08/19/2020 5:06 PM
Approved and released by:
Project Manager II: **Cathy S. Dover**

The electronic signature above is the equivalent of a handwritten signature.
This report shall not be reproduced, except in its entirety, without the written approval of Pace Analytical Services, LLC.

Case Narrative
Pace Analytical Services, Inc.
Lot Number: VH19015

This Report of Analysis contains the analytical result(s) for the sample(s) listed on the Sample Summary following this Case Narrative. The sample receiving date is documented in the header information associated with each sample.

All results listed in this report relate only to the samples that are contained within this report.

Sample receipt, sample analysis, and data review have been performed in accordance with the most current approved NELAC standards, the Pace Analytical Services, LLC ("Pace") Quality Assurance Management Plan (QAMP), standard operating procedures (SOPs), and Pace policies. Any exceptions to the NELAC standards, the QAMP, SOPs or policies are qualified on the results page or discussed below.

If you have any questions regarding this report please contact the Pace Project Manager listed on the cover page.

Sample Summary

Pace Analytical Services, Inc.

Lot Number: VH19015

Project Name: Colonial Huntersville Release

Project Number: 92491152

Sample Number	Sample ID	Matrix	Date Sampled	Date Received
001	13945 AC RD	Aqueous	08/17/2020 1340	08/18/2020

(1 sample)

Detection Summary

Pace Analytical Services, Inc.

Lot Number: VH19015

Project Name: Colonial Huntersville Release

Project Number: 92491152

Sample	Sample ID	Matrix	Parameter	Method	Result	Q	Units	Page

(0 detections)

MADEP VPH (aliphatics)

Client: Pace Analytical Services, Inc. | Laboratory ID: VH19015-001

Description: 13945 AC RD | Matrix: Aqueous

Date Sampled: 08/17/2020 1340 | Project Name: Colonial Huntersville Release

Date Received: 08/18/2020 | Project Number: 92491152

Run	Prep Method	Analytical Method	Dilution	Analysis Date	Analyst	Prep Date	Batch
1	VPH	MADEP-VPH-18-2.1	1	08/18/2020 1334	ECB		64042

Parameter	CAS Number	Analytical Method	Result	Q	LOQ	Units	Run
C5 - C8 Aliphatics		MADEP-VPH-18-	ND		75	ug/L	1
C9 - C12 Aliphatics		MADEP-VPH-18-	ND		75	ug/L	1

Surrogate	Q	Run 1 % Recovery	Acceptance Limits
2,5-Dibromotoluene (FID)		102	70-130

LOQ = Limit of Quantitation
ND = Not detected at or above the LOQ
H = Out of holding time
B = Detected in the method blank
N = Recovery is out of criteria
W = Reported on wet weight basis
E = Quantitation of compound exceeded the calibration range
P = The RPD between two GC columns exceeds 40%

Pace Analytical Services, LLC *(formerly Shealy Environmental Services, Inc.)*
106 Vantage Point Drive West Columbia, SC 29172 (803) 791-9700 Fax (803) 791-9111 www.pacelabs.com

MADEP VPH (aromatics)

Client: Pace Analytical Services, Inc. | Laboratory ID: VH19015-001
Description: 13945 AC RD | Matrix: Aqueous
Date Sampled: 08/17/2020 1340 | Project Name: Colonial Huntersville Release
Date Received: 08/18/2020 | Project Number: 92491152

Run	Prep Method	Analytical Method	Dilution	Analysis Date	Analyst	Prep Date	Batch
1	VPH	MADEP-VPH-18-2.1	1	08/18/2020 1334	ECB		64043

Parameter	CAS Number	Analytical Method	Result	Q	LOQ	Units	Run
C9 - C10 Aromatics		MADEP-VPH-18-	ND		25	ug/L	1

Surrogate	Q	Run 1 % Recovery	Acceptance Limits
2,5-Dibromotoluene (PID)		103	70-130

LOQ = Limit of Quantitation
ND = Not detected at or above the LOQ
H = Out of holding time
B = Detected in the method blank
N = Recovery is out of criteria
W = Reported on wet weight basis
E = Quantitation of compound exceeded the calibration range
P = The RPD between two GC columns exceeds 40%

Pace Analytical Services, LLC *(formerly Shealy Environmental Services, Inc.)*
106 Vantage Point Drive West Columbia, SC 29172 (803) 791-9700 Fax (803) 791-9111 www.pacelabs.com

QC Summary

MADEP VPH (aliphatics) - MB

Sample ID: VQ64042-001
Batch: 64042
Analytical Method: MADEP-VPH-18-2.1

Matrix: Aqueous
Prep Method: VPH

Parameter	Result	Q	Dil	LOQ	Units	Analysis Date
C5 - C8 Aliphatics	ND		1	75	ug/L	08/18/2020 1125
C9 - C12 Aliphatics	ND		1	75	ug/L	08/18/2020 1125

Surrogate	Q	% Rec	Acceptance Limit
2,5-Dibromotoluene (FID)		100	70-130

LOQ = Limit of Quantitation
DL = Detection Limit
LOD = Limit of Detection

P = The RPD between two GC columns exceeds 40%
J = Estimated result < LOQ and ≥ DL
ND = Not detected at or above the LOQ

N = Recovery is out of criteria
+ = RPD is out of criteria

Note: Calculations are performed before rounding to avoid round-off errors in calculated results

MADEP VPH (aliphatics) - LCS

Sample ID: VQ64042-002
Batch: 64042
Analytical Method: MADEP-VPH-18-2.1

Matrix: Aqueous
Prep Method: VPH

Parameter	Spike Amount (ug/L)	Result (ug/L)	Q	Dil	% Rec	% Rec Limit	Analysis Date
C5 - C8 Aliphatics	150	130		1	87	70-130	08/18/2020 1028
C9 - C12 Aliphatics	180	150		1	83	70-130	08/18/2020 1028

Surrogate	Q	% Rec	Acceptance Limit
2,5-Dibromotoluene (FID)		84	70-130

LOQ = Limit of Quantitation
DL = Detection Limit
LOD = Limit of Detection

P = The RPD between two GC columns exceeds 40%
J = Estimated result < LOQ and ≥ DL
ND = Not detected at or above the LOQ

N = Recovery is out of criteria
+ = RPD is out of criteria

Note: Calculations are performed before rounding to avoid round-off errors in calculated results

MADEP VPH (aliphatics) - LCSD

Sample ID: VQ64042-003
Batch: 64042
Analytical Method: MADEP-VPH-18-2.1

Matrix: Aqueous
Prep Method: VPH

Parameter	Spike Amount (ug/L)	Result (ug/L)	Q	Dil	% Rec	% RPD	% Rec Limit	% RPD Limit	Analysis Date
C5 - C8 Aliphatics	150	140		1	92	5.2	70-130	25	08/18/2020 1057
C9 - C12 Aliphatics	180	160		1	89	7.0	70-130	25	08/18/2020 1057

Surrogate	Q	% Rec	Acceptance Limit
2,5-Dibromotoluene (FID)		90	70-130

LOQ = Limit of Quantitation
DL = Detection Limit
LOD = Limit of Detection

P = The RPD between two GC columns exceeds 40%
J = Estimated result < LOQ and ≥ DL
ND = Not detected at or above the LOQ

N = Recovery is out of criteria
+ = RPD is out of criteria

Note: Calculations are performed before rounding to avoid round-off errors in calculated results

MADEP VPH (aromatics) - MB

Sample ID: VQ64043-001
Batch: 64043
Analytical Method: MADEP-VPH-18-2.1

Matrix: Aqueous
Prep Method: VPH

Parameter	Result	Q	Dil	LOQ	Units	Analysis Date
C9 - C10 Aromatics	ND		1	25	ug/L	08/18/2020 1125

Surrogate	Q	% Rec	Acceptance Limit
2,5-Dibromotoluene (PID)		98	70-130

LOQ = Limit of Quantitation
DL = Detection Limit
LOD = Limit of Detection

P = The RPD between two GC columns exceeds 40%
J = Estimated result < LOQ and ≥ DL
ND = Not detected at or above the LOQ

N = Recovery is out of criteria
+ = RPD is out of criteria

Note: Calculations are performed before rounding to avoid round-off errors in calculated results

MADEP VPH (aromatics) - LCS

Sample ID: VQ64043-002
Batch: 64043
Analytical Method: MADEP-VPH-18-2.1

Matrix: Aqueous
Prep Method: VPH

Parameter	Spike Amount (ug/L)	Result (ug/L)	Q	Dil	% Rec	% Rec Limit	Analysis Date
C9 - C10 Aromatics	25	22		1	87	70-130	08/18/2020 1028

Surrogate	Q	% Rec	Acceptance Limit
2,5-Dibromotoluene (PID)		85	70-130

LOQ = Limit of Quantitation
DL = Detection Limit
LOD = Limit of Detection

P = The RPD between two GC columns exceeds 40%
J = Estimated result < LOQ and ≥ DL
ND = Not detected at or above the LOQ

N = Recovery is out of criteria
+ = RPD is out of criteria

Note: Calculations are performed before rounding to avoid round-off errors in calculated results

MADEP VPH (aromatics) - LCSD

Sample ID: VQ64043-003
Batch: 64043
Analytical Method: MADEP-VPH-18-2.1

Matrix: Aqueous
Prep Method: VPH

Parameter	Spike Amount (ug/L)	Result (ug/L)	Q	Dil	% Rec	% RPD	% Rec Limit	% RPD Limit	Analysis Date
C9 - C10 Aromatics	25	23		1	93	6.7	70-130	25	08/18/2020 1057

Surrogate	Q	% Rec	Acceptance Limit
2,5-Dibromotoluene (PID)		90	70-130

LOQ = Limit of Quantitation
DL = Detection Limit
LOD = Limit of Detection

P = The RPD between two GC columns exceeds 40%
J = Estimated result < LOQ and ≥ DL
ND = Not detected at or above the LOQ

N = Recovery is out of criteria
+ = RPD is out of criteria

Note: Calculations are performed before rounding to avoid round-off errors in calculated results

Chain of Custody

and

Miscellaneous Documents

Internal Transfer Chain of Custody

Pace Analytical
www.pacelabs.com

☐ Samples Pre-Logged into eCOC.

State Of Origin: NC
Cert. Needed: ☑ Yes ☐ No

Workorder: 92491152 Workorder Name: Colonial Huntersville Release
Owner Received Date: 8/17/2020 Results Requested By: 8/18/2020

Report To	Subcontract To
Angela Baioni Pace Analytical Charlotte 9800 Kincey Ave. Suite 100 Huntersville, NC 28078 Phone (704)875-9092	Pace Analytical West Columbia 106 Vantage Point Drive West Columbia, SC 29172 Phone (803)791-9700

Item	Sample ID	Sample Type	Collect Date/Time	Lab ID	Matrix	Preserved Containers: HCL	HVA 3N	Requested Analysis
1	13945 ACRD	PS	8/17/2020 13:40	92491152001	Water	3	X	
2	13923 ACRD	PS	8/17/2020 14:45	92491152002	Water	3	X	
3	14024 Silks RD	PS	8/17/2020 11:30	92491152003	Water	3	X	
4	13901 Silks RD	PS	8/17/2020 10:25	92491152004	Water	3	X	
5	13835 ACRD	PS	8/17/2020 15:40	92491152005	Water	3	X	
6	FD1 081720	PS	8/17/2020 00:00	92491152006	Water	3	X	
7	FIELD BLANK 1	PS	8/17/2020 11:55	92491152007	Water	3	X	
8	TRIP BLANK	PS	8/17/2020 00:00	92491152008	Water	1	X	

VH18001 CSD
VH19015 CSD
VH19019 CSD
VH19017 CSD
VH19021 CSD

Transfers	Released By	Date/Time	Received By	Date/Time
1	FedEx HVL 8/17/20	1800		
2				
3				8/18/2020 0730

Comments

Cooler Temperature on Receipt 7.7 °C | Custody Seal Y or (N) | Received on Ice (Y) or N | Samples Intact (Y) or N

***In order to maintain client confidentiality, location/name of the sampling site, sampler's name and signature may not be provided on this COC document. This chain of custody is considered complete as is since this information is available in the owner laboratory.

Pace Analytical Services, LLC (formerly Shealy Environmental Services, Inc.)
106 Vantage Point Drive West Columbia, SC 29172 (803) 791-9700 Fax (803) 791-9111 www.pacelabs.com

PACE ANALYTICAL SERVICES, LLC

Shealy Environmental Services, Inc.
Document Number: MF0018C-14

Page 1 of 1
Effective Date: 8/2/2018

Sample Receipt Checklist (SRC)

Client: PACE

Cooler Inspected by/date: JSH / 08/18/2020 Lot #: VH18001/VH18015/VH18017/VH18019/VH18021

Means of receipt: ☐ SESI ☐ Client ☐ UPS ☐ FedEx ☑ Other: COURIER

☐ Yes	☑ No		1. Were custody seals present on the cooler?
☐ Yes	☐ No	☑ NA	2. If custody seals were present, were they intact and unbroken?

pH Strip ID: NA Chlorine Strip ID: NA Tested by: NA

Original temperature upon receipt / Derived (Corrected) temperature upon receipt %Solid Snap-Cup ID: NA

4.7 /4.7 °C NA /NA °C NA /NA °C NA /NA °C

Method: ☐ Temperature Blank ☑ Against Bottles IR Gun ID: 5 IR Gun Correction Factor: 0 °C

Method of coolant: ☑ Wet Ice ☐ Ice Packs ☐ Dry Ice ☐ None

☐ Yes	☐ No	☑ NA	3. If temperature of any cooler exceeded 6.0°C, was Project Manager Notified? PM was Notified by: phone / email / face-to-face (circle one).
☐ Yes	☐ No	☑ NA	4. Is the commercial courier's packing slip attached to this form?
☑ Yes	☐ No		5. Were proper custody procedures (relinquished/received) followed?
☑ Yes	☐ No		6. Were sample IDs listed on the COC?
☑ Yes	☐ No		7. Were sample IDs listed on all sample containers?
☑ Yes	☐ No		8. Was collection date & time listed on the COC?
☑ Yes	☐ No		9. Was collection date & time listed on all sample containers?
☑ Yes	☐ No		10. Did all container label information (ID, date, time) agree with the COC?
☑ Yes	☐ No		11. Were tests to be performed listed on the COC?
☑ Yes	☐ No		12. Did all samples arrive in the proper containers for each test and/or in good condition (unbroken, lids on, etc.)?
☑ Yes	☐ No		13. Was adequate sample volume available?
☑ Yes	☐ No		14. Were all samples received within ½ the holding time or 48 hours, whichever comes first?
☐ Yes	☑ No		15. Were any samples containers missing/excess (circle one) samples Not listed on COC?
☐ Yes	☐ No	☑ NA	16. For VOA and RSK-175 samples, were bubbles present >"pea-size" (¼"or 6mm in diameter) in any of the VOA vials?
☐ Yes	☐ No	☑ NA	17. Were all DRO/metals/nutrient samples received at a pH of < 2?
☐ Yes	☐ No	☑ NA	18. Were all cyanide samples received at a pH > 12 and sulfide samples received at a pH > 9?
☐ Yes	☐ No	☐ NA	19. Were all applicable NH_3/TKN/cyanide/phenol/625 (< 0.5mg/L) samples free of residual chlorine?
☐ Yes	☐ No	☑ NA	20. Were client remarks/requests (i.e. requested dilutions, MS/MSD designations, etc…) correctly transcribed from the COC into the comment section in LIMS?
☐ Yes	☑ No		21. Was the quote number listed on the container label? If yes, Quote # NA

Sample Preservation (Must be completed for any sample(s) incorrectly preserved or with headspace.)

Sample(s) NA were received incorrectly preserved and were adjusted accordingly in sample receiving with NA mL of circle one: H_2SO_4, HNO_3, HCl, NaOH using SR # NA.

Time of preservation NA. If more than one preservative is needed, please note in the comments below.

Sample(s) NA were received with bubbles >6 mm in diameter.

Samples(s) NA were received with TRC > 0.5 mg/L (If #19 is *no*) and were adjusted accordingly in sample receiving with sodium thiosulfate ($Na_2S_2O_3$) with Shealy ID: NA.

SR barcode labels applied by: JSH Date: 08/18/2020

Comments:

Pace Analytical Services, LLC
9800 Kincey Ave. Suite 100
Huntersville, NC 28078
(704)875-9092

August 24, 2020

Andrew Street
Apex Companies - NC
5900 Northwoods Business Pkwy
Suite 5900-0
Charlotte, NC 28269

RE: Project: 2020-L1-2448 Incident
Pace Project No.: 92491259

Dear Andrew Street:

Enclosed are the analytical results for sample(s) received by the laboratory on August 18, 2020. The results relate only to the samples included in this report. Results reported herein conform to the applicable TNI/NELAC Standards and the laboratory's Quality Manual, where applicable, unless otherwise noted in the body of the report.

The test results provided in this final report were generated by each of the following laboratories within the Pace Network:

- Pace Analytical Services - Asheville
- Pace Analytical Services - Charlotte

If you have any questions concerning this report, please feel free to contact me.

Sincerely,

Angela M. Baioni

Angela Baioni
angela.baioni@pacelabs.com
(704)875-9092
Project Manager

Enclosures

cc: Stanley Carpenter, Colonial Pipeline
J Culbreath, Colonial Pipeline Company
Robert Hughes, Colonial Pipeline
Margaret King, APEX Companies, LLC
Emily Little, Apex Companies
Jeff Morrison, Colonial Pipeline Company
Tom Naumann, APEX Companies - NC
Joe Nicolette, Montrose-EPS
Christopher Schultz, Apex Companies
Robert A. Shenk, Colonial Pipeline Company
J Tate, Colonial Pipeline Company
Alex Testoff, Montrose-EPS
JM Wyatt, Colonial Pipeline Company

REPORT OF LABORATORY ANALYSIS

This report shall not be reproduced, except in full,
without the written consent of Pace Analytical Services, LLC.

Pace Analytical Services, LLC
9800 Kincey Ave. Suite 100
Huntersville, NC 28078
(704)875-9092

CERTIFICATIONS

Project: 2020-L1-2448 Incident
Pace Project No.: 92491259

Pace Analytical Services Charlotte
9800 Kincey Ave. Ste 100, Huntersville, NC 28078
Louisiana/NELAP Certification # LA170028
North Carolina Drinking Water Certification #: 37706
North Carolina Field Services Certification #: 5342
North Carolina Wastewater Certification #: 12
South Carolina Certification #: 99006001
Florida/NELAP Certification #: E87627
Kentucky UST Certification #: 84
Virginia/VELAP Certification #: 460221

Pace Analytical Services Asheville
2225 Riverside Drive, Asheville, NC 28804
Florida/NELAP Certification #: E87648
Massachusetts Certification #: M-NC030
North Carolina Drinking Water Certification #: 37712
North Carolina Wastewater Certification #: 40
South Carolina Certification #: 99030001
Virginia/VELAP Certification #: 460222

This report shall not be reproduced, except in full,
without the written consent of Pace Analytical Services, LLC.

Pace Analytical Services, LLC
9800 Kincey Ave. Suite 100
Huntersville, NC 28078
(704)875-9092

SAMPLE ANALYTE COUNT

Project: 2020-L1-2448 Incident
Pace Project No.: 92491259

Lab ID	Sample ID	Method	Analysts	Analytes Reported	Laboratory
92491259001	**13920_SIMS**	EPA 6010D	SH1	1	PASI-A
		SM 6200B	CL	63	PASI-C

PASI-A = Pace Analytical Services - Asheville
PASI-C = Pace Analytical Services - Charlotte

This report shall not be reproduced, except in full,
without the written consent of Pace Analytical Services, LLC.

Pace Analytical Services, LLC
9800 Kincey Ave. Suite 100
Huntersville, NC 28078
(704)875-9092

ANALYTICAL RESULTS

Project: 2020-L1-2448 Incident
Pace Project No.: 92491259

Sample: 13920_SIMS **Lab ID: 92491259001** Collected: 08/17/20 16:40 Received: 08/18/20 13:10 Matrix: Water

Parameters	Results	Units	Report Limit	DF	Prepared	Analyzed	CAS No.	Qual
6010 MET ICP	Analytical Method: EPA 6010D Preparation Method: EPA 3010A Pace Analytical Services - Asheville							
Lead	ND	ug/L	5.0	1	08/19/20 02:02	08/19/20 09:33	7439-92-1	
6200B MSV	Analytical Method: SM 6200B Pace Analytical Services - Charlotte							
Benzene	ND	ug/L	0.50	1		08/19/20 09:45	71-43-2	
Bromobenzene	ND	ug/L	0.50	1		08/19/20 09:45	108-86-1	
Bromochloromethane	ND	ug/L	0.50	1		08/19/20 09:45	74-97-5	
Bromodichloromethane	ND	ug/L	0.50	1		08/19/20 09:45	75-27-4	
Bromoform	ND	ug/L	0.50	1		08/19/20 09:45	75-25-2	
Bromomethane	ND	ug/L	5.0	1		08/19/20 09:45	74-83-9	
n-Butylbenzene	ND	ug/L	0.50	1		08/19/20 09:45	104-51-8	
sec-Butylbenzene	ND	ug/L	0.50	1		08/19/20 09:45	135-98-8	
tert-Butylbenzene	ND	ug/L	0.50	1		08/19/20 09:45	98-06-6	
Carbon tetrachloride	ND	ug/L	0.50	1		08/19/20 09:45	56-23-5	
Chlorobenzene	ND	ug/L	0.50	1		08/19/20 09:45	108-90-7	
Chloroethane	ND	ug/L	1.0	1		08/19/20 09:45	75-00-3	
Chloroform	ND	ug/L	0.50	1		08/19/20 09:45	67-66-3	
Chloromethane	ND	ug/L	1.0	1		08/19/20 09:45	74-87-3	
2-Chlorotoluene	ND	ug/L	0.50	1		08/19/20 09:45	95-49-8	
4-Chlorotoluene	ND	ug/L	0.50	1		08/19/20 09:45	106-43-4	
1,2-Dibromo-3-chloropropane	ND	ug/L	1.0	1		08/19/20 09:45	96-12-8	
Dibromochloromethane	ND	ug/L	0.50	1		08/19/20 09:45	124-48-1	
1,2-Dibromoethane (EDB)	ND	ug/L	0.50	1		08/19/20 09:45	106-93-4	
Dibromomethane	ND	ug/L	0.50	1		08/19/20 09:45	74-95-3	
1,2-Dichlorobenzene	ND	ug/L	0.50	1		08/19/20 09:45	95-50-1	
1,3-Dichlorobenzene	ND	ug/L	0.50	1		08/19/20 09:45	541-73-1	
1,4-Dichlorobenzene	ND	ug/L	0.50	1		08/19/20 09:45	106-46-7	
Dichlorodifluoromethane	ND	ug/L	0.50	1		08/19/20 09:45	75-71-8	
1,1-Dichloroethane	ND	ug/L	0.50	1		08/19/20 09:45	75-34-3	
1,2-Dichloroethane	ND	ug/L	0.50	1		08/19/20 09:45	107-06-2	
1,1-Dichloroethene	ND	ug/L	0.50	1		08/19/20 09:45	75-35-4	
cis-1,2-Dichloroethene	ND	ug/L	0.50	1		08/19/20 09:45	156-59-2	
trans-1,2-Dichloroethene	ND	ug/L	0.50	1		08/19/20 09:45	156-60-5	
1,2-Dichloropropane	ND	ug/L	0.50	1		08/19/20 09:45	78-87-5	
1,3-Dichloropropane	ND	ug/L	0.50	1		08/19/20 09:45	142-28-9	
2,2-Dichloropropane	ND	ug/L	0.50	1		08/19/20 09:45	594-20-7	
1,1-Dichloropropene	ND	ug/L	0.50	1		08/19/20 09:45	563-58-6	
cis-1,3-Dichloropropene	ND	ug/L	0.50	1		08/19/20 09:45	10061-01-5	
trans-1,3-Dichloropropene	ND	ug/L	0.50	1		08/19/20 09:45	10061-02-6	
Diisopropyl ether	ND	ug/L	0.50	1		08/19/20 09:45	108-20-3	
Ethylbenzene	ND	ug/L	0.50	1		08/19/20 09:45	100-41-4	
Hexachloro-1,3-butadiene	ND	ug/L	2.0	1		08/19/20 09:45	87-68-3	
Isopropylbenzene (Cumene)	ND	ug/L	0.50	1		08/19/20 09:45	98-82-8	
Methylene Chloride	ND	ug/L	2.0	1		08/19/20 09:45	75-09-2	
Methyl-tert-butyl ether	ND	ug/L	0.50	1		08/19/20 09:45	1634-04-4	
Naphthalene	ND	ug/L	2.0	1		08/19/20 09:45	91-20-3	

REPORT OF LABORATORY ANALYSIS

This report shall not be reproduced, except in full,
without the written consent of Pace Analytical Services, LLC.

Pace Analytical Services, LLC
9800 Kincey Ave. Suite 100
Huntersville, NC 28078
(704)875-9092

ANALYTICAL RESULTS

Project: 2020-L1-2448 Incident
Pace Project No.: 92491259

Sample: 13920_SIMS **Lab ID: 92491259001** Collected: 08/17/20 16:40 Received: 08/18/20 13:10 Matrix: Water

Parameters	Results	Units	Report Limit	DF	Prepared	Analyzed	CAS No.	Qual
6200B MSV	Analytical Method: SM 6200B Pace Analytical Services - Charlotte							
n-Propylbenzene	ND	ug/L	0.50	1		08/19/20 09:45	103-65-1	
Styrene	ND	ug/L	0.50	1		08/19/20 09:45	100-42-5	
1,1,1,2-Tetrachloroethane	ND	ug/L	0.50	1		08/19/20 09:45	630-20-6	
1,1,2,2-Tetrachloroethane	ND	ug/L	0.50	1		08/19/20 09:45	79-34-5	
Tetrachloroethene	ND	ug/L	0.50	1		08/19/20 09:45	127-18-4	
Toluene	ND	ug/L	0.50	1		08/19/20 09:45	108-88-3	
1,2,3-Trichlorobenzene	ND	ug/L	2.0	1		08/19/20 09:45	87-61-6	
1,2,4-Trichlorobenzene	ND	ug/L	2.0	1		08/19/20 09:45	120-82-1	
1,1,1-Trichloroethane	ND	ug/L	0.50	1		08/19/20 09:45	71-55-6	
1,1,2-Trichloroethane	ND	ug/L	0.50	1		08/19/20 09:45	79-00-5	
Trichloroethene	ND	ug/L	0.50	1		08/19/20 09:45	79-01-6	
Trichlorofluoromethane	ND	ug/L	1.0	1		08/19/20 09:45	75-69-4	
1,2,3-Trichloropropane	ND	ug/L	0.50	1		08/19/20 09:45	96-18-4	
1,2,4-Trimethylbenzene	ND	ug/L	0.50	1		08/19/20 09:45	95-63-6	
1,3,5-Trimethylbenzene	ND	ug/L	0.50	1		08/19/20 09:45	108-67-8	
Vinyl chloride	ND	ug/L	1.0	1		08/19/20 09:45	75-01-4	
m&p-Xylene	ND	ug/L	1.0	1		08/19/20 09:45	179601-23-1	
o-Xylene	ND	ug/L	0.50	1		08/19/20 09:45	95-47-6	
Surrogates								
1,2-Dichloroethane-d4 (S)	96	%	70-130	1		08/19/20 09:45	17060-07-0	
4-Bromofluorobenzene (S)	103	%	70-130	1		08/19/20 09:45	460-00-4	
Toluene-d8 (S)	102	%	70-130	1		08/19/20 09:45	2037-26-5	

REPORT OF LABORATORY ANALYSIS

This report shall not be reproduced, except in full,
without the written consent of Pace Analytical Services, LLC.

Pace Analytical Services, LLC
9800 Kincey Ave. Suite 100
Huntersville, NC 28078
(704)875-9092

QUALITY CONTROL DATA

Project: 2020-L1-2448 Incident
Pace Project No.: 92491259

QC Batch: 560831
QC Batch Method: EPA 3010A
Analysis Method: EPA 6010D
Analysis Description: 6010 MET
Laboratory: Pace Analytical Services - Asheville
Associated Lab Samples: 92491259001

METHOD BLANK: 2975236 Matrix: Water
Associated Lab Samples: 92491259001

Parameter	Units	Blank Result	Reporting Limit	Analyzed	Qualifiers
Lead	ug/L	ND	5.0	08/19/20 09:26	

LABORATORY CONTROL SAMPLE: 2975237

Parameter	Units	Spike Conc.	LCS Result	LCS % Rec	% Rec Limits	Qualifiers
Lead	ug/L	500	481	96	80-120	

MATRIX SPIKE & MATRIX SPIKE DUPLICATE: 2975238 2975239

Parameter	Units	92491259001 Result	MS Spike Conc.	MSD Spike Conc.	MS Result	MSD Result	MS % Rec	MSD % Rec	% Rec Limits	RPD	Qual
Lead	ug/L	ND	500	500	490	496	98	99	75-125	1	

Results presented on this page are in the units indicated by the "Units" column except where an alternate unit is presented to the right of the result.

REPORT OF LABORATORY ANALYSIS

This report shall not be reproduced, except in full,
without the written consent of Pace Analytical Services, LLC.

Pace Analytical Services, LLC
9800 Kincey Ave. Suite 100
Huntersville, NC 28078
(704)875-9092

QUALITY CONTROL DATA

Project: 2020-L1-2448 Incident
Pace Project No.: 92491259

QC Batch: 560891
QC Batch Method: SM 6200B
Analysis Method: SM 6200B
Analysis Description: 6200B MSV
Laboratory: Pace Analytical Services - Charlotte

Associated Lab Samples: 92491259001

METHOD BLANK: 2975378 Matrix: Water
Associated Lab Samples: 92491259001

Parameter	Units	Blank Result	Reporting Limit	Analyzed	Qualifiers
1,1,1,2-Tetrachloroethane	ug/L	ND	0.50	08/19/20 01:36	
1,1,1-Trichloroethane	ug/L	ND	0.50	08/19/20 01:36	
1,1,2,2-Tetrachloroethane	ug/L	ND	0.50	08/19/20 01:36	
1,1,2-Trichloroethane	ug/L	ND	0.50	08/19/20 01:36	
1,1-Dichloroethane	ug/L	ND	0.50	08/19/20 01:36	
1,1-Dichloroethene	ug/L	ND	0.50	08/19/20 01:36	
1,1-Dichloropropene	ug/L	ND	0.50	08/19/20 01:36	
1,2,3-Trichlorobenzene	ug/L	ND	2.0	08/19/20 01:36	
1,2,3-Trichloropropane	ug/L	ND	0.50	08/19/20 01:36	
1,2,4-Trichlorobenzene	ug/L	ND	2.0	08/19/20 01:36	
1,2,4-Trimethylbenzene	ug/L	ND	0.50	08/19/20 01:36	
1,2-Dibromo-3-chloropropane	ug/L	ND	1.0	08/19/20 01:36	
1,2-Dibromoethane (EDB)	ug/L	ND	0.50	08/19/20 01:36	
1,2-Dichlorobenzene	ug/L	ND	0.50	08/19/20 01:36	
1,2-Dichloroethane	ug/L	ND	0.50	08/19/20 01:36	
1,2-Dichloropropane	ug/L	ND	0.50	08/19/20 01:36	
1,3,5-Trimethylbenzene	ug/L	ND	0.50	08/19/20 01:36	
1,3-Dichlorobenzene	ug/L	ND	0.50	08/19/20 01:36	
1,3-Dichloropropane	ug/L	ND	0.50	08/19/20 01:36	
1,4-Dichlorobenzene	ug/L	ND	0.50	08/19/20 01:36	
2,2-Dichloropropane	ug/L	ND	0.50	08/19/20 01:36	
2-Chlorotoluene	ug/L	ND	0.50	08/19/20 01:36	
4-Chlorotoluene	ug/L	ND	0.50	08/19/20 01:36	
Benzene	ug/L	ND	0.50	08/19/20 01:36	
Bromobenzene	ug/L	ND	0.50	08/19/20 01:36	
Bromochloromethane	ug/L	ND	0.50	08/19/20 01:36	
Bromodichloromethane	ug/L	ND	0.50	08/19/20 01:36	
Bromoform	ug/L	ND	0.50	08/19/20 01:36	
Bromomethane	ug/L	ND	5.0	08/19/20 01:36	
Carbon tetrachloride	ug/L	ND	0.50	08/19/20 01:36	
Chlorobenzene	ug/L	ND	0.50	08/19/20 01:36	
Chloroethane	ug/L	ND	1.0	08/19/20 01:36	
Chloroform	ug/L	ND	0.50	08/19/20 01:36	
Chloromethane	ug/L	ND	1.0	08/19/20 01:36	
cis-1,2-Dichloroethene	ug/L	ND	0.50	08/19/20 01:36	
cis-1,3-Dichloropropene	ug/L	ND	0.50	08/19/20 01:36	
Dibromochloromethane	ug/L	ND	0.50	08/19/20 01:36	
Dibromomethane	ug/L	ND	0.50	08/19/20 01:36	
Dichlorodifluoromethane	ug/L	ND	0.50	08/19/20 01:36	
Diisopropyl ether	ug/L	ND	0.50	08/19/20 01:36	

Results presented on this page are in the units indicated by the "Units" column except where an alternate unit is presented to the right of the result.

REPORT OF LABORATORY ANALYSIS

This report shall not be reproduced, except in full,
without the written consent of Pace Analytical Services, LLC.

Pace Analytical Services, LLC
9800 Kincey Ave. Suite 100
Huntersville, NC 28078
(704)875-9092

QUALITY CONTROL DATA

Project: 2020-L1-2448 Incident
Pace Project No.: 92491259

METHOD BLANK: 2975378 Matrix: Water
Associated Lab Samples: 92491259001

Parameter	Units	Blank Result	Reporting Limit	Analyzed	Qualifiers
Ethylbenzene	ug/L	ND	0.50	08/19/20 01:36	
Hexachloro-1,3-butadiene	ug/L	ND	2.0	08/19/20 01:36	
Isopropylbenzene (Cumene)	ug/L	ND	0.50	08/19/20 01:36	
m&p-Xylene	ug/L	ND	1.0	08/19/20 01:36	
Methyl-tert-butyl ether	ug/L	ND	0.50	08/19/20 01:36	
Methylene Chloride	ug/L	ND	2.0	08/19/20 01:36	
n-Butylbenzene	ug/L	ND	0.50	08/19/20 01:36	
n-Propylbenzene	ug/L	ND	0.50	08/19/20 01:36	
Naphthalene	ug/L	ND	2.0	08/19/20 01:36	
o-Xylene	ug/L	ND	0.50	08/19/20 01:36	
sec-Butylbenzene	ug/L	ND	0.50	08/19/20 01:36	
Styrene	ug/L	ND	0.50	08/19/20 01:36	
tert-Butylbenzene	ug/L	ND	0.50	08/19/20 01:36	
Tetrachloroethene	ug/L	ND	0.50	08/19/20 01:36	
Toluene	ug/L	ND	0.50	08/19/20 01:36	
trans-1,2-Dichloroethene	ug/L	ND	0.50	08/19/20 01:36	
trans-1,3-Dichloropropene	ug/L	ND	0.50	08/19/20 01:36	
Trichloroethene	ug/L	ND	0.50	08/19/20 01:36	
Trichlorofluoromethane	ug/L	ND	1.0	08/19/20 01:36	
Vinyl chloride	ug/L	ND	1.0	08/19/20 01:36	
1,2-Dichloroethane-d4 (S)	%	97	70-130	08/19/20 01:36	
4-Bromofluorobenzene (S)	%	103	70-130	08/19/20 01:36	
Toluene-d8 (S)	%	105	70-130	08/19/20 01:36	

LABORATORY CONTROL SAMPLE: 2975379

Parameter	Units	Spike Conc.	LCS Result	LCS % Rec	% Rec Limits	Qualifiers
1,1,1,2-Tetrachloroethane	ug/L	50	57.7	115	60-140	
1,1,1-Trichloroethane	ug/L	50	55.0	110	60-140	
1,1,2,2-Tetrachloroethane	ug/L	50	56.2	112	60-140	
1,1,2-Trichloroethane	ug/L	50	56.7	113	60-140	
1,1-Dichloroethane	ug/L	50	52.8	106	60-140	
1,1-Dichloroethene	ug/L	50	53.3	107	60-140	
1,1-Dichloropropene	ug/L	50	58.7	117	60-140	
1,2,3-Trichlorobenzene	ug/L	50	48.2	96	60-140	
1,2,3-Trichloropropane	ug/L	50	54.4	109	60-140	
1,2,4-Trichlorobenzene	ug/L	50	49.1	98	60-140	
1,2,4-Trimethylbenzene	ug/L	50	52.6	105	60-140	
1,2-Dibromo-3-chloropropane	ug/L	50	57.0	114	60-140	
1,2-Dibromoethane (EDB)	ug/L	50	60.4	121	60-140	
1,2-Dichlorobenzene	ug/L	50	52.2	104	60-140	
1,2-Dichloroethane	ug/L	50	49.3	99	60-140	
1,2-Dichloropropane	ug/L	50	59.0	118	60-140	
1,3,5-Trimethylbenzene	ug/L	50	52.9	106	60-140	

Results presented on this page are in the units indicated by the "Units" column except where an alternate unit is presented to the right of the result.

REPORT OF LABORATORY ANALYSIS

This report shall not be reproduced, except in full,
without the written consent of Pace Analytical Services, LLC.

Pace Analytical Services, LLC
9800 Kincey Ave. Suite 100
Huntersville, NC 28078
(704)875-9092

QUALITY CONTROL DATA

Project: 2020-L1-2448 Incident
Pace Project No.: 92491259

LABORATORY CONTROL SAMPLE: 2975379

Parameter	Units	Spike Conc.	LCS Result	LCS % Rec	% Rec Limits	Qualifiers
1,3-Dichlorobenzene	ug/L	50	52.6	105	60-140	
1,3-Dichloropropane	ug/L	50	59.1	118	60-140	
1,4-Dichlorobenzene	ug/L	50	51.0	102	60-140	
2,2-Dichloropropane	ug/L	50	53.0	106	60-140	
2-Chlorotoluene	ug/L	50	51.7	103	60-140	
4-Chlorotoluene	ug/L	50	51.1	102	60-140	
Benzene	ug/L	50	53.7	107	60-140	
Bromobenzene	ug/L	50	51.0	102	60-140	
Bromochloromethane	ug/L	50	53.6	107	60-140	
Bromodichloromethane	ug/L	50	50.1	100	60-140	
Bromoform	ug/L	50	58.0	116	60-140	
Bromomethane	ug/L	50	57.9	116	60-140	
Carbon tetrachloride	ug/L	50	52.7	105	60-140	
Chlorobenzene	ug/L	50	51.5	103	60-140	
Chloroethane	ug/L	50	51.9	104	60-140	
Chloroform	ug/L	50	51.2	102	60-140	
Chloromethane	ug/L	50	43.9	88	60-140	
cis-1,2-Dichloroethene	ug/L	50	53.8	108	60-140	
cis-1,3-Dichloropropene	ug/L	50	61.7	123	60-140	
Dibromochloromethane	ug/L	50	60.2	120	60-140	
Dibromomethane	ug/L	50	52.7	105	60-140	
Dichlorodifluoromethane	ug/L	50	42.7	85	60-140	
Diisopropyl ether	ug/L	50	60.2	120	60-140	
Ethylbenzene	ug/L	50	50.9	102	60-140	
Hexachloro-1,3-butadiene	ug/L	50	45.6	91	60-140	
Isopropylbenzene (Cumene)	ug/L	50	51.2	102	60-140	
m&p-Xylene	ug/L	100	103	103	60-140	
Methyl-tert-butyl ether	ug/L	50	63.3	127	60-140	
Methylene Chloride	ug/L	50	49.3	99	60-140	
n-Butylbenzene	ug/L	50	50.2	100	60-140	
n-Propylbenzene	ug/L	50	51.1	102	60-140	
Naphthalene	ug/L	50	49.6	99	60-140	
o-Xylene	ug/L	50	51.6	103	60-140	
sec-Butylbenzene	ug/L	50	50.8	102	60-140	
Styrene	ug/L	50	54.7	109	60-140	
tert-Butylbenzene	ug/L	50	44.1	88	60-140	
Tetrachloroethene	ug/L	50	52.6	105	60-140	
Toluene	ug/L	50	49.3	99	60-140	
trans-1,2-Dichloroethene	ug/L	50	54.8	110	60-140	
trans-1,3-Dichloropropene	ug/L	50	58.4	117	60-140	
Trichloroethene	ug/L	50	55.8	112	60-140	
Trichlorofluoromethane	ug/L	50	45.6	91	60-140	
Vinyl chloride	ug/L	50	47.0	94	60-140	
1,2-Dichloroethane-d4 (S)	%			98	70-130	
4-Bromofluorobenzene (S)	%			99	70-130	
Toluene-d8 (S)	%			97	70-130	

Results presented on this page are in the units indicated by the "Units" column except where an alternate unit is presented to the right of the result.

REPORT OF LABORATORY ANALYSIS

This report shall not be reproduced, except in full,
without the written consent of Pace Analytical Services, LLC.

Pace Analytical Services, LLC
9800 Kincey Ave. Suite 100
Huntersville, NC 28078
(704)875-9092

QUALITY CONTROL DATA

Project: 2020-L1-2448 Incident
Pace Project No.: 92491259

MATRIX SPIKE & MATRIX SPIKE DUPLICATE: 2975380 2975381

Parameter	Units	92491259001 Result	MS Spike Conc.	MSD Spike Conc.	MS Result	MSD Result	MS % Rec	MSD % Rec	% Rec Limits	RPD	Qual
1,1,1,2-Tetrachloroethane	ug/L	ND	20	20	22.5	22.8	113	114	60-140	1	
1,1,1-Trichloroethane	ug/L	ND	20	20	24.4	23.1	122	116	60-140	5	
1,1,2,2-Tetrachloroethane	ug/L	ND	20	20	22.3	21.9	111	110	60-140	2	
1,1,2-Trichloroethane	ug/L	ND	20	20	23.4	22.9	117	114	60-140	2	
1,1-Dichloroethane	ug/L	ND	20	20	24.3	23.6	121	118	60-140	3	
1,1-Dichloroethene	ug/L	ND	20	20	22.9	23.4	115	117	60-140	2	
1,1-Dichloropropene	ug/L	ND	20	20	24.7	24.4	124	122	60-140	2	
1,2,3-Trichlorobenzene	ug/L	ND	20	20	20.1	19.7	100	99	60-140	2	
1,2,3-Trichloropropane	ug/L	ND	20	20	22.1	21.9	111	109	60-140	1	
1,2,4-Trichlorobenzene	ug/L	ND	20	20	20.8	20.6	104	103	60-140	1	
1,2,4-Trimethylbenzene	ug/L	ND	20	20	22.8	22.2	114	111	60-140	3	
1,2-Dibromo-3-chloropropane	ug/L	ND	20	20	22.2	22.9	111	115	60-140	3	
1,2-Dibromoethane (EDB)	ug/L	ND	20	20	24.0	23.5	120	117	60-140	2	
1,2-Dichlorobenzene	ug/L	ND	20	20	22.6	22.4	113	112	60-140	1	
1,2-Dichloroethane	ug/L	ND	20	20	21.4	20.8	107	104	60-140	3	
1,2-Dichloropropane	ug/L	ND	20	20	25.1	24.8	125	124	60-140	1	
1,3,5-Trimethylbenzene	ug/L	ND	20	20	23.1	22.0	115	110	60-140	5	
1,3-Dichlorobenzene	ug/L	ND	20	20	23.2	22.8	116	114	60-140	2	
1,3-Dichloropropane	ug/L	ND	20	20	23.9	23.5	120	118	60-140	2	
1,4-Dichlorobenzene	ug/L	ND	20	20	22.3	22.2	112	111	60-140	1	
2,2-Dichloropropane	ug/L	ND	20	20	24.4	23.5	122	117	60-140	4	
2-Chlorotoluene	ug/L	ND	20	20	23.6	22.9	118	114	60-140	3	
4-Chlorotoluene	ug/L	ND	20	20	23.1	22.5	116	112	60-140	3	
Benzene	ug/L	ND	20	20	23.7	23.2	119	116	60-140	2	
Bromobenzene	ug/L	ND	20	20	22.6	22.1	113	111	60-140	2	
Bromochloromethane	ug/L	ND	20	20	24.3	23.1	121	116	60-140	5	
Bromodichloromethane	ug/L	ND	20	20	21.6	21.2	108	106	60-140	2	
Bromoform	ug/L	ND	20	20	21.9	21.6	110	108	60-140	1	
Bromomethane	ug/L	ND	20	20	19.1	21.4	96	107	60-140	11	
Carbon tetrachloride	ug/L	ND	20	20	23.9	23.0	120	115	60-140	4	
Chlorobenzene	ug/L	ND	20	20	22.8	22.6	114	113	60-140	1	
Chloroethane	ug/L	ND	20	20	24.8	25.9	124	130	60-140	4	
Chloroform	ug/L	ND	20	20	23.3	22.1	116	110	60-140	5	
Chloromethane	ug/L	ND	20	20	19.8	18.9	99	94	60-140	5	
cis-1,2-Dichloroethene	ug/L	ND	20	20	23.9	23.3	120	116	60-140	3	
cis-1,3-Dichloropropene	ug/L	ND	20	20	24.5	24.0	123	120	60-140	2	
Dibromochloromethane	ug/L	ND	20	20	22.7	23.0	113	115	60-140	1	
Dibromomethane	ug/L	ND	20	20	23.1	22.3	116	112	60-140	3	
Dichlorodifluoromethane	ug/L	ND	20	20	19.6	18.9	98	94	60-140	4	
Diisopropyl ether	ug/L	ND	20	20	24.2	23.7	121	118	60-140	2	
Ethylbenzene	ug/L	ND	20	20	23.2	22.0	116	110	60-140	5	
Hexachloro-1,3-butadiene	ug/L	ND	20	20	20.2	20.0	101	100	60-140	1	
Isopropylbenzene (Cumene)	ug/L	ND	20	20	22.9	22.3	114	111	60-140	3	
m&p-Xylene	ug/L	ND	40	40	46.3	44.7	116	112	60-140	3	
Methyl-tert-butyl ether	ug/L	ND	20	20	24.2	23.7	121	118	60-140	2	
Methylene Chloride	ug/L	ND	20	20	22.9	22.0	114	110	60-140	4	

Results presented on this page are in the units indicated by the "Units" column except where an alternate unit is presented to the right of the result.

REPORT OF LABORATORY ANALYSIS

This report shall not be reproduced, except in full,
without the written consent of Pace Analytical Services, LLC.

Pace Analytical Services, LLC
9800 Kincey Ave. Suite 100
Huntersville, NC 28078
(704)875-9092

QUALITY CONTROL DATA

Project: 2020-L1-2448 Incident
Pace Project No.: 92491259

MATRIX SPIKE & MATRIX SPIKE DUPLICATE: 2975380 2975381

Parameter	Units	92491259001 Result	MS Spike Conc.	MSD Spike Conc.	MS Result	MSD Result	MS % Rec	MSD % Rec	% Rec Limits	RPD	Qual
n-Butylbenzene	ug/L	ND	20	20	21.6	21.3	108	107	60-140	1	
n-Propylbenzene	ug/L	ND	20	20	23.2	23.0	116	115	60-140	1	
Naphthalene	ug/L	ND	20	20	21.0	20.4	105	102	60-140	3	
o-Xylene	ug/L	ND	20	20	22.9	22.3	115	112	60-140	3	
sec-Butylbenzene	ug/L	ND	20	20	22.9	22.5	115	113	60-140	2	
Styrene	ug/L	ND	20	20	23.4	23.2	117	116	60-140	1	
tert-Butylbenzene	ug/L	ND	20	20	20.1	19.8	100	99	60-140	1	
Tetrachloroethene	ug/L	ND	20	20	22.7	21.9	113	110	60-140	3	
Toluene	ug/L	ND	20	20	22.3	21.9	111	109	60-140	2	
trans-1,2-Dichloroethene	ug/L	ND	20	20	24.5	23.1	122	115	60-140	6	
trans-1,3-Dichloropropene	ug/L	ND	20	20	23.3	23.0	117	115	60-140	1	
Trichloroethene	ug/L	ND	20	20	24.0	23.4	120	117	60-140	3	
Trichlorofluoromethane	ug/L	ND	20	20	21.5	19.6	108	98	60-140	9	
Vinyl chloride	ug/L	ND	20	20	21.1	20.5	105	102	60-140	3	
1,2-Dichloroethane-d4 (S)	%						103	101	70-130		
4-Bromofluorobenzene (S)	%						100	99	70-130		
Toluene-d8 (S)	%						98	98	70-130		

Results presented on this page are in the units indicated by the "Units" column except where an alternate unit is presented to the right of the result.

REPORT OF LABORATORY ANALYSIS

This report shall not be reproduced, except in full,
without the written consent of Pace Analytical Services, LLC.

Pace Analytical Services, LLC
9800 Kincey Ave. Suite 100
Huntersville, NC 28078
(704)875-9092

QUALIFIERS

Project: 2020-L1-2448 Incident
Pace Project No.: 92491259

DEFINITIONS

DF - Dilution Factor, if reported, represents the factor applied to the reported data due to dilution of the sample aliquot.

ND - Not Detected at or above adjusted reporting limit.

TNTC - Too Numerous To Count

J - Estimated concentration above the adjusted method detection limit and below the adjusted reporting limit.

MDL - Adjusted Method Detection Limit.

PQL - Practical Quantitation Limit.

RL - Reporting Limit - The lowest concentration value that meets project requirements for quantitative data with known precision and bias for a specific analyte in a specific matrix.

S - Surrogate

1,2-Diphenylhydrazine decomposes to and cannot be separated from Azobenzene using Method 8270. The result for each analyte is a combined concentration.

Consistent with EPA guidelines, unrounded data are displayed and have been used to calculate % recovery and RPD values.

LCS(D) - Laboratory Control Sample (Duplicate)

MS(D) - Matrix Spike (Duplicate)

DUP - Sample Duplicate

RPD - Relative Percent Difference

NC - Not Calculable.

SG - Silica Gel - Clean-Up

U - Indicates the compound was analyzed for, but not detected.

Acid preservation may not be appropriate for 2 Chloroethylvinyl ether.

A separate vial preserved to a pH of 4-5 is recommended in SW846 Chapter 4 for the analysis of Acrolein and Acrylonitrile by EPA Method 8260.

N-Nitrosodiphenylamine decomposes and cannot be separated from Diphenylamine using Method 8270. The result reported for each analyte is a combined concentration.

Pace Analytical is TNI accredited. Contact your Pace PM for the current list of accredited analytes.

TNI - The NELAC Institute.

This report shall not be reproduced, except in full,
without the written consent of Pace Analytical Services, LLC.

Pace Analytical Services, LLC
9800 Kincey Ave. Suite 100
Huntersville, NC 28078
(704)875-9092

QUALITY CONTROL DATA CROSS REFERENCE TABLE

Project: 2020-L1-2448 Incident
Pace Project No.: 92491259

Lab ID	Sample ID	QC Batch Method	QC Batch	Analytical Method	Analytical Batch
92491259001	**13920_SIMS**	EPA 3010A	560831	EPA 6010D	560861
92491259001	**13920_SIMS**	SM 6200B	560891		

This report shall not be reproduced, except in full,
without the written consent of Pace Analytical Services, LLC.

Pace Analytical®

CHAIN-OF-CUSTODY Analytical Request Document

Chain-of-Custody is a LEGAL DOCUMENT - Complete all relevent fields

LAB U

WO# : 92491259

92491259

Number or

Conta

Company: Apex Companies LLC	Billing Information:
Address:	
Report To: Andrew Street	Email To:
Copy To:	Site Collection Info/Address:
Customer Project Name/Number: Colonial Huntersville Release	State: / County/City: Time Zone Collected: [ ] PT [ ] MT [ ] CT [ ] ET
Phone: Email:	Site/Facility ID #: Compliance Monitoring? [ ] Yes [ ] No
Collected By (print): Gordon O Toole	Purchase Order #: Quote #: DW PWS ID #: DW Location Code:
Collected By (signature): [signature]	Turnaround Date Required: ASAP Immediately Packed on Ice: [ ] Yes [ ] No
Sample Disposal: [ ] Dispose as appropriate [ ] Return [ ] Archive: ____ [ ] Hold: ____	Rush: [✓] Same Day [✓] Next Day [ ] 2 Day [ ] 3 Day [ ] 4 Day [ ] 5 Day (Expedite Charges Apply) Field Filtered (if applicable): [ ] Yes [ ] No Analysis: ____

** Preservative Types: (1) nitric acid, (2) sulfuric acid, (3) hydrochloric acid, (4) sodium hydroxide, (5) zinc acetate, (6) methanol, (7) sodium bisulfate, (8) sodium thiosulfate, (9) hexane, (A) ascorbic acid, (B) ammonium sulfate, (C) ammonium hydroxide, (D) TSP, (U) Unpreserved, (O) Other ____

* Matrix Codes (Insert in Matrix box below): Drinking Water (DW), Ground Water (GW), Wastewater (WW), Product (P), Soil/Solid (SL), Oil (OL), Wipe (WP), Air (AR), Tissue (TS), Bioassay (B), Vapor (V), Other (OT)

Analyses

Customer Sample ID	Matrix *	Comp / Grab	Collected (or Composite Start) Date	Collected (or Composite Start) Time	Composite End Date	Composite End Time	Res Cl	# of Ctns	VOC's SM 6200B	MADEP VPH	Lead								Lab Profile/Line:
13920 SIMS	DW	G	8-17-20	16:40				8	X	X	X								92491259

Lab Sample Receipt Checklist:

Custody Seals Present/Intact	Y N NA
Custody Signatures Present	Y N NA
Collector Signature Present	Y N NA
Bottles Intact	Y N NA
Correct Bottles	Y N NA
Sufficient Volume	Y N NA
Samples Received on Ice	Y N NA
VOA - Headspace Acceptable	Y N NA
USDA Regulated Soils	Y N NA
Samples in Holding Time	Y N NA
Residual Chlorine Present	Y N NA
Cl Strips: ____	
Sample pH Acceptable	Y N NA
pH Strips: ____	
Sulfide Present	Y N NA
Lead Acetate Strips: ____	

LAB USE ONLY:
Lab Sample # / Comments:

Customer Remarks / Special Conditions / Possible Hazards:

Type of Ice Used: Wet Blue Dry None

Packing Material Used: BUB BAGS

Radchem sample(s) screened (<500 cpm): Y N NA

SHORT HOLDS PRESENT (<72 hours): Y N N/A

Lab Tracking #: 2538657

Samples received via: FEDEX UPS Client Courier Pace Courier

Lab Sample Temperature Info:
Temp Blank Received: Y N NA
Therm ID#: 92T061
Cooler 1 Temp Upon Receipt: 2.6 oC
Cooler 1 Therm Corr. Factor: 0 oC
Cooler 1 Corrected Temp: 2.6 oC
Comments:

Relinquished by/Company: (Signature)	Date/Time:	Received by/Company: (Signature)	Date/Time:
[signature]	8-18-20/13:10	BB PACE HVL	8/18/20 13:10
Relinquished by/Company: (Signature)	Date/Time:	Received by/Company: (Signature)	Date/Time:
Relinquished by/Company: (Signature)	Date/Time:	Received by/Company: (Signature)	Date/Time:

MTJL LAB USE ONLY
Table #:
Acctnum:
Template:
Prelogin:
PM:
PB:

Trip Blank Received: Y N NA
HCL MeOH TSP Other

Non Conformance(s): YES / NO

Page: ____ of: ____

***Check mark top half of box if pH and/or dechlorination is verified and within the acceptance range for preservation samples.**

Exceptions: VOA, Coliform, TOC, Oil and Grease, DRO/8015 (water) DOC, LLHg

****Bottom half of box is to list number of bottle**

Projec

WO# : 92491259

PM: AMB Due Date: 08/19/20

CLIENT: 92-APEX MOOR

Item#	BP4U-125 mL Plastic Unpreserved (N/A) (Cl-)	BP3U-250 mL Plastic Unpreserved (N/A)	BP2U-500 mL Plastic Unpreserved (N/A)	BP1U-1 liter Plastic Unpreserved (N/A)	BP4S-125 mL Plastic H2SO4 (pH < 2) (Cl-)	BP3N-250 mL plastic HNO3 (pH < 2)	BP4Z-125 mL Plastic ZN Acetate & NaOH (>9)	BP4C-125 mL Plastic NaOH (pH > 12) (Cl-)	WGFU-Wide-mouthed Glass jar Unpreserved	AG1U-1 liter Amber Unpreserved (N/A) (Cl-)	AG1H-1 liter Amber HCl (pH < 2)	AG3U-250 mL Amber Unpreserved (N/A) (Cl-	AG1S-1 liter Amber H2SO4 (pH < 2)	AG3S-250 mL Amber H2SO4 (pH < 2)	AG3A(DG3A)-250 mL Amber NH4Cl (N/A)(Cl-)	DG9H-40 mL VOA HCl (N/A)	VG9T-40 mL VOA Na2S2O3 (N/A)	VG9U-40 mL VOA Unp (N/A)	DG9P-40 mL VOA H3PO4 (N/A)	VOAK (6 vials per kit)-5035 kit (N/A)	V/GK (3 vials per kit)-VPH/Gas kit (N/A)	SP5T-125 mL Sterile Plastic (N/A – lab)	SP2T-250 mL Sterile Plastic (N/A – lab)		BP3A-250 mL Plastic (NH2)2SO4 (9.3-9.7)	AG0U-100 mL Amber Unpreserved vials (N/A)	VSGU-20 mL Scintillation vials (N/A)	DG9U-40 mL Amber Unpreserved vials (N/A)
1						1										1												
2						1										1												
3																2												
4																												
5																												
6																												
7																												
8																												
9																												
10																												
11																												
12																												

pH Adjustment Log for Preserved Samples

Sample ID	Type of Preservative	pH upon receipt	Date preservation adjusted	Time preservation adjusted	Amount of Preservative added	Lot #

Note: Whenever there is a discrepancy affecting North Carolina compliance samples, a copy of this form will be sent to the North Carolina DEHNR Certification Office (i.e. Out of hold, Incorrect preservative, out of temp, incorrect containers.

Report of Analysis

Pace Analytical Services, Inc.
9800 Kincey Avenue
Suite 100
Huntersville, NC 28078
Attention: Angela M. Baioni

Project Name: 2020-L1-2448 Incident

Project Number: 92491259

Lot Number:**VH19002**

Date Completed:08/19/2020

08/19/2020 5:31 PM
Approved and released by:
Project Manager II: **Cathy S. Dover**

The electronic signature above is the equivalent of a handwritten signature.
This report shall not be reproduced, except in its entirety, without the written approval of Pace Analytical Services, LLC.

Case Narrative
Pace Analytical Services, Inc.
Lot Number: VH19002

This Report of Analysis contains the analytical result(s) for the sample(s) listed on the Sample Summary following this Case Narrative. The sample receiving date is documented in the header information associated with each sample.

All results listed in this report relate only to the samples that are contained within this report.

Sample receipt, sample analysis, and data review have been performed in accordance with the most current approved NELAC standards, the Pace Analytical Services, LLC ("Pace") Quality Assurance Management Plan (QAMP), standard operating procedures (SOPs), and Pace policies. Any exceptions to the NELAC standards, the QAMP, SOPs or policies are qualified on the results page or discussed below.

If you have any questions regarding this report please contact the Pace Project Manager listed on the cover page.

Sample Summary
Pace Analytical Services, Inc.
Lot Number: VH19002
Project Name: 2020-L1-2448 Incident
Project Number: 92491259

Sample Number	Sample ID	Matrix	Date Sampled	Date Received
001	13920 SIMS	Aqueous	08/17/2020 1640	08/19/2020

(1 sample)

Detection Summary

Pace Analytical Services, Inc.

Lot Number: VH19002

Project Name: 2020-L1-2448 Incident

Project Number: 92491259

Sample	Sample ID	Matrix	Parameter	Method	Result	Q	Units	Page

(0 detections)

MADEP VPH (aliphatics)

Client: Pace Analytical Services, Inc.
Laboratory ID: VH19002-001
Description: 13920 SIMS
Matrix: Aqueous
Date Sampled: 08/17/2020 1640
Project Name: 2020-L1-2448 Incident
Date Received: 08/19/2020
Project Number: 92491259

Run	Prep Method	Analytical Method	Dilution	Analysis Date	Analyst	Prep Date	Batch
1	VPH	MADEP-VPH-18-2.1	1	08/19/2020 1334	ECB		64045

Parameter	CAS Number	Analytical Method	Result	Q	LOQ	Units	Run
C5 - C8 Aliphatics		MADEP-VPH-18-	ND		75	ug/L	1
C9 - C12 Aliphatics		MADEP-VPH-18-	ND		75	ug/L	1

Surrogate	Q	Run 1 % Recovery	Acceptance Limits
2,5-Dibromotoluene (FID)		98	70-130

LOQ = Limit of Quantitation
ND = Not detected at or above the LOQ
H = Out of holding time
B = Detected in the method blank
N = Recovery is out of criteria
W = Reported on wet weight basis
E = Quantitation of compound exceeded the calibration range
P = The RPD between two GC columns exceeds 40%

Pace Analytical Services, LLC *(formerly Shealy Environmental Services, Inc.)*
106 Vantage Point Drive West Columbia, SC 29172 (803) 791-9700 Fax (803) 791-9111 www.pacelabs.com

MADEP VPH (aromatics)

Client: Pace Analytical Services, Inc. | Laboratory ID: VH19002-001
Description: 13920 SIMS | Matrix: Aqueous
Date Sampled: 08/17/2020 1640 | Project Name: 2020-L1-2448 Incident
Date Received: 08/19/2020 | Project Number: 92491259

Run	Prep Method	Analytical Method	Dilution	Analysis Date	Analyst	Prep Date	Batch
1	VPH	MADEP-VPH-18-2.1	1	08/19/2020 1334	ECB		64046

Parameter	CAS Number	Analytical Method	Result	Q	LOQ	Units	Run
C9 - C10 Aromatics		MADEP-VPH-18-	ND		25	ug/L	1

Surrogate	Q	Run 1 % Recovery	Acceptance Limits
2,5-Dibromotoluene (PID)		97	70-130

LOQ = Limit of Quantitation
ND = Not detected at or above the LOQ
H = Out of holding time
B = Detected in the method blank
N = Recovery is out of criteria
W = Reported on wet weight basis
E = Quantitation of compound exceeded the calibration range
P = The RPD between two GC columns exceeds 40%

Pace Analytical Services, LLC *(formerly Shealy Environmental Services, Inc.)*
106 Vantage Point Drive West Columbia, SC 29172 (803) 791-9700 Fax (803) 791-9111 www.pacelabs.com

QC Summary

MADEP VPH (aliphatics) - MB

Sample ID: VQ64045-001
Batch: 64045
Analytical Method: MADEP-VPH-18-2.1

Matrix: Aqueous
Prep Method: VPH

Parameter	Result	Q	Dil	LOQ	Units	Analysis Date
C5 - C8 Aliphatics	ND		1	75	ug/L	08/19/2020 1139
C9 - C12 Aliphatics	ND		1	75	ug/L	08/19/2020 1139

Surrogate	Q	% Rec	Acceptance Limit
2,5-Dibromotoluene (FID)		98	70-130

LOQ = Limit of Quantitation
DL = Detection Limit
LOD = Limit of Detection

P = The RPD between two GC columns exceeds 40%
J = Estimated result < LOQ and ≥ DL
ND = Not detected at or above the LOQ

N = Recovery is out of criteria
+ = RPD is out of criteria

Note: Calculations are performed before rounding to avoid round-off errors in calculated results

MADEP VPH (aliphatics) - LCS

Sample ID: VQ64045-002
Batch: 64045
Analytical Method: MADEP-VPH-18-2.1

Matrix: Aqueous
Prep Method: VPH

Parameter	Spike Amount (ug/L)	Result (ug/L)	Q	Dil	% Rec	% Rec Limit	Analysis Date
C5 - C8 Aliphatics	150	130		1	88	70-130	08/19/2020 1041
C9 - C12 Aliphatics	180	150		1	85	70-130	08/19/2020 1041

Surrogate	Q	% Rec	Acceptance Limit
2,5-Dibromotoluene (FID)		84	70-130

LOQ = Limit of Quantitation
DL = Detection Limit
LOD = Limit of Detection

P = The RPD between two GC columns exceeds 40%
J = Estimated result < LOQ and ≥ DL
ND = Not detected at or above the LOQ

N = Recovery is out of criteria
+ = RPD is out of criteria

Note: Calculations are performed before rounding to avoid round-off errors in calculated results

MADEP VPH (aliphatics) - LCSD

Sample ID: VQ64045-003
Batch: 64045
Analytical Method: MADEP-VPH-18-2.1

Matrix: Aqueous
Prep Method: VPH

Parameter	Spike Amount (ug/L)	Result (ug/L)	Q	Dil	% Rec	% RPD	% Rec Limit	% RPD Limit	Analysis Date
C5 - C8 Aliphatics	150	140		1	93	5.2	70-130	25	08/19/2020 1110
C9 - C12 Aliphatics	180	160		1	89	5.5	70-130	25	08/19/2020 1110

Surrogate	Q	% Rec	Acceptance Limit
2,5-Dibromotoluene (FID)		90	70-130

LOQ = Limit of Quantitation
DL = Detection Limit
LOD = Limit of Detection

P = The RPD between two GC columns exceeds 40%
J = Estimated result < LOQ and ≥ DL
ND = Not detected at or above the LOQ

N = Recovery is out of criteria
+ = RPD is out of criteria

Note: Calculations are performed before rounding to avoid round-off errors in calculated results

MADEP VPH (aromatics) - MB

Sample ID: VQ64046-001
Batch: 64046
Analytical Method: MADEP-VPH-18-2.1

Matrix: Aqueous
Prep Method: VPH

Parameter	Result	Q	Dil	LOQ	Units	Analysis Date
C9 - C10 Aromatics	ND		1	25	ug/L	08/19/2020 1139

Surrogate	Q	% Rec	Acceptance Limit
2,5-Dibromotoluene (PID)		98	70-130

LOQ = Limit of Quantitation
DL = Detection Limit
LOD = Limit of Detection

P = The RPD between two GC columns exceeds 40%
J = Estimated result < LOQ and ≥ DL
ND = Not detected at or above the LOQ

N = Recovery is out of criteria
+ = RPD is out of criteria

Note: Calculations are performed before rounding to avoid round-off errors in calculated results

MADEP VPH (aromatics) - LCS

Sample ID: VQ64046-002
Batch: 64046
Analytical Method: MADEP-VPH-18-2.1

Matrix: Aqueous
Prep Method: VPH

Parameter	Spike Amount (ug/L)	Result (ug/L)	Q	Dil	% Rec	% Rec Limit	Analysis Date
C9 - C10 Aromatics	25	22		1	87	70-130	08/19/2020 1041

Surrogate	Q	% Rec	Acceptance Limit
2,5-Dibromotoluene (PID)		84	70-130

LOQ = Limit of Quantitation
DL = Detection Limit
LOD = Limit of Detection

P = The RPD between two GC columns exceeds 40%
J = Estimated result < LOQ and ≥ DL
ND = Not detected at or above the LOQ

N = Recovery is out of criteria
+ = RPD is out of criteria

Note: Calculations are performed before rounding to avoid round-off errors in calculated results

MADEP VPH (aromatics) - LCSD

Sample ID: VQ64046-003
Batch: 64046
Analytical Method: MADEP-VPH-18-2.1

Matrix: Aqueous
Prep Method: VPH

Parameter	Spike Amount (ug/L)	Result (ug/L)	Q	Dil	% Rec	% RPD	% Rec Limit	% RPD Limit	Analysis Date
C9 - C10 Aromatics	25	23		1	94	7.1	70-130	25	08/19/2020 1110

Surrogate	Q	% Rec	Acceptance Limit
2,5-Dibromotoluene (PID)		89	70-130

LOQ = Limit of Quantitation
DL = Detection Limit
LOD = Limit of Detection

P = The RPD between two GC columns exceeds 40%
J = Estimated result < LOQ and ≥ DL
ND = Not detected at or above the LOQ

N = Recovery is out of criteria
+ = RPD is out of criteria

Note: Calculations are performed before rounding to avoid round-off errors in calculated results

Chain of Custody

and

Miscellaneous Documents

Internal Transfer Chain of Custody

Pace Analytical®
www.pacelabs.com

☐ ' ples Pre-Logged into eCOC.

State Of Origin: NC
Cert. Needed: ☑ Yes ☐ No

Workorder: 92491259 Workorder Name: 2020-L1-2448 Incident Owner Received Date: 8/18/2020 Results Requested By: 8/19/2020

Report To	Subcontract To
Angela Baioni Pace Analytical Charlotte 9800 Kincey Ave. Suite 100 Huntersville, NC 28078 Phone (704)875-9092	Pace Analytical West Columbia 106 Vantage Point Drive West Columbia, SC 29172 Phone (803)791-9700

Requested Analysis

VH19002 CSD
VH19027 CSD
VH19028 CSD

Item	Sample ID	Sample Type	Collect Date/Time	Lab ID	Matrix	Preserved Containers: HCL	NC VOH (same day)	LAB USE ONLY
1	13920 SIMS	PS	8/17/2020 16:40	92491259001	Water	3	X	
2	13831 SIMS	PS	8/17/2020 18:10	92491259002	Water	1	X	
3	TRIP BLANK	PS	8/18/2020 00:00	92491259003	Water	↓	X	
4								
5								

Transfers	Released By	Date/Time	Received By	Date/Time
1	MDG Pace HVL 8/18/20	1800		
2				
3			[signature]	8/19/2020 0837

Comments: RUSH

Cooler Temperature on Receipt 4.7 °C | Custody Seal Y or N | Received on Ice Y or N | Samples Intact Y or N

***In order to maintain client confidentiality, location/name of the sampling site, sampler's name and signature may not be provided on this COC document. This chain of custody is considered complete as is since this information is available in the owner laboratory.

Tuesday, August 18, 2020 4:23:27 PM FMT-ALL-C-002rev.00 24March2009 Page 1 of 1

Shealy Environmental Services, Inc.
Document Number: ME0018C-14

Page 1 of 1
Effective Date: 8/2/2018

Sample Receipt Checklist (SRC)

Client: PACE Cooler Inspected by/date: JSH / 08/19/2020 Lot #: VH19002/VH19027/VH19028

Means of receipt: ☐ SESI ☑ Client ☐ UPS ☐ FedEx ☐ Other: _____

☐ Yes	☑ No		1. Were custody seals present on the cooler?
☐ Yes	☐ No	☑ NA	2. If custody seals were present, were they intact and unbroken?

pH Strip ID: NA Chlorine Strip ID: NA Tested by: NA

Original temperature upon receipt / Derived (Corrected) temperature upon receipt %Solid Snap-Cup ID: NA

4.7 / 4.7 °C NA / NA °C NA / NA °C NA / NA °C

Method: ☐ Temperature Blank ☑ Against Bottles IR Gun ID: 5 IR Gun Correction Factor: 0 °C

Method of coolant: ☑ Wet Ice ☐ Ice Packs ☐ Dry Ice ☐ None

☐ Yes	☐ No	☑ NA	3. If temperature of any cooler exceeded 6.0°C, was Project Manager Notified? PM was Notified by: phone / email / face-to-face (circle one).
☐ Yes	☐ No	☑ NA	4. Is the commercial courier's packing slip attached to this form?
☑ Yes	☐ No		5. Were proper custody procedures (relinquished/received) followed?
☑ Yes	☐ No		6. Were sample IDs listed on the COC?
☑ Yes	☐ No		7. Were sample IDs listed on all sample containers?
☑ Yes	☐ No		8. Was collection date & time listed on the COC?
☑ Yes	☐ No		9. Was collection date & time listed on all sample containers?
☑ Yes	☐ No		10. Did all container label information (ID, date, time) agree with the COC?
☑ Yes	☐ No		11. Were tests to be performed listed on the COC?
☑ Yes	☐ No		12. Did all samples arrive in the proper containers for each test and/or in good condition (unbroken, lids on, etc.)? _____
☑ Yes	☐ No		13. Was adequate sample volume available?
☑ Yes	☐ No		14. Were all samples received within ½ the holding time or 48 hours, whichever comes first?
☐ Yes	☑ No		15. Were any samples containers missing/excess (circle one) samples Not listed on COC?
☐ Yes	☑ No	☐ NA	16. For VOA and RSK-175 samples, were bubbles present >"pea-size" (¼" or 6mm in diameter) in any of the VOA vials?
☐ Yes	☐ No	☑ NA	17. Were all DRO/metals/nutrient samples received at a pH of < 2?
☐ Yes	☐ No	☑ NA	18. Were all cyanide samples received at a pH > 12 and sulfide samples received at a pH > 9?
☐ Yes	☐ No	☑ NA	19. Were all applicable NH_3/TKN/cyanide/phenol/625 (< 0.5mg/L) samples free of residual chlorine?
☐ Yes	☐ No	☑ NA	20. Were client remarks/requests (i.e. requested dilutions, MS/MSD designations, etc…) correctly transcribed from the COC into the comment section in LIMS?
☐ Yes	☑ No		21. Was the quote number listed on the container label? If yes, Quote # NA

Sample Preservation (Must be completed for any sample(s) incorrectly preserved or with headspace.)

Sample(s) NA were received incorrectly preserved and were adjusted accordingly in sample receiving with NA mL of circle one: H2SO4, HNO3, HCl, NaOH using SR # NA.
Time of preservation NA. If more than one preservative is needed, please note in the comments below.

Sample(s) NA were received with bubbles >6 mm in diameter.

Samples(s) NA were received with TRC > 0.5 mg/L (If #19 is ***no***) and were adjusted accordingly in sample receiving with sodium thiosulfate ($Na_2S_2O_3$) with Shealy ID: NA.

SR barcode labels applied by: JSH Date: 08/19/2020

Comments:

Pace Analytical Services, LLC
9800 Kincey Ave. Suite 100
Huntersville, NC 28078
(704)875-9092

August 19, 2020

Andrew Street
Apex Companies - NC
5900 Northwoods Business Pkwy
Suite 5900-0
Charlotte, NC 28269

RE: Project: 2020-L1-2448 Incident
Pace Project No.: 92491360

Dear Andrew Street:

Enclosed are the analytical results for sample(s) received by the laboratory on August 17, 2020. The results relate only to the samples included in this report. Results reported herein conform to the applicable TNI/NELAC Standards and the laboratory's Quality Manual, where applicable, unless otherwise noted in the body of the report.

The test results provided in this final report were generated by each of the following laboratories within the Pace Network:

- Pace Analytical Services - Asheville
- Pace Analytical Services - Charlotte

If you have any questions concerning this report, please feel free to contact me.

Sincerely,

Angela M. Baioni

Angela Baioni
angela.baioni@pacelabs.com
(704)875-9092
Project Manager

Enclosures

cc: J Culbreath, Colonial Pipeline Company
Emily Little, Apex Companies
Jeff Morrison, Colonial Pipeline Company
J Tate, Colonial Pipeline Company
JM Wyatt, Colonial Pipeline Company

This report shall not be reproduced, except in full,
without the written consent of Pace Analytical Services, LLC.

Pace Analytical Services, LLC
9800 Kincey Ave. Suite 100
Huntersville, NC 28078
(704)875-9092

CERTIFICATIONS

Project: 2020-L1-2448 Incident
Pace Project No.: 92491360

Pace Analytical Services Charlotte
9800 Kincey Ave. Ste 100, Huntersville, NC 28078
Louisiana/NELAP Certification # LA170028
North Carolina Drinking Water Certification #: 37706
North Carolina Field Services Certification #: 5342
North Carolina Wastewater Certification #: 12
South Carolina Certification #: 99006001
Florida/NELAP Certification #: E87627
Kentucky UST Certification #: 84
Virginia/VELAP Certification #: 460221

Pace Analytical Services Asheville
2225 Riverside Drive, Asheville, NC 28804
Florida/NELAP Certification #: E87648
Massachusetts Certification #: M-NC030
North Carolina Drinking Water Certification #: 37712
North Carolina Wastewater Certification #: 40
South Carolina Certification #: 99030001
Virginia/VELAP Certification #: 460222

This report shall not be reproduced, except in full,
without the written consent of Pace Analytical Services, LLC.

Pace Analytical Services, LLC
9800 Kincey Ave. Suite 100
Huntersville, NC 28078
(704)875-9092

SAMPLE ANALYTE COUNT

Project: 2020-L1-2448 Incident
Pace Project No.: 92491360

Lab ID	Sample ID	Method	Analysts	Analytes Reported	Laboratory
92491152002	**13923 AC RD**	EPA 6010D	SH1	1	PASI-A
		SM 6200B	CL	63	PASI-C

PASI-A = Pace Analytical Services - Asheville
PASI-C = Pace Analytical Services - Charlotte

This report shall not be reproduced, except in full,
without the written consent of Pace Analytical Services, LLC.

Pace Analytical Services, LLC
9800 Kincey Ave. Suite 100
Huntersville, NC 28078
(704)875-9092

ANALYTICAL RESULTS

Project: 2020-L1-2448 Incident
Pace Project No.: 92491360

Sample: 13923 AC RD **Lab ID: 92491152002** Collected: 08/17/20 14:45 Received: 08/17/20 16:25 Matrix: Water

Parameters	Results	Units	Report Limit	DF	Prepared	Analyzed	CAS No.	Qual
6010 MET ICP	Analytical Method: EPA 6010D Preparation Method: EPA 3010A Pace Analytical Services - Asheville							
Lead	ND	ug/L	5.0	1	08/18/20 02:11	08/18/20 08:57	7439-92-1	
6200B MSV	Analytical Method: SM 6200B Pace Analytical Services - Charlotte							
Benzene	ND	ug/L	0.50	1		08/18/20 09:07	71-43-2	
Bromobenzene	ND	ug/L	0.50	1		08/18/20 09:07	108-86-1	
Bromochloromethane	ND	ug/L	0.50	1		08/18/20 09:07	74-97-5	
Bromodichloromethane	ND	ug/L	0.50	1		08/18/20 09:07	75-27-4	
Bromoform	ND	ug/L	0.50	1		08/18/20 09:07	75-25-2	
Bromomethane	ND	ug/L	5.0	1		08/18/20 09:07	74-83-9	
n-Butylbenzene	ND	ug/L	0.50	1		08/18/20 09:07	104-51-8	
sec-Butylbenzene	ND	ug/L	0.50	1		08/18/20 09:07	135-98-8	
tert-Butylbenzene	ND	ug/L	0.50	1		08/18/20 09:07	98-06-6	
Carbon tetrachloride	ND	ug/L	0.50	1		08/18/20 09:07	56-23-5	
Chlorobenzene	ND	ug/L	0.50	1		08/18/20 09:07	108-90-7	
Chloroethane	ND	ug/L	1.0	1		08/18/20 09:07	75-00-3	
Chloroform	ND	ug/L	0.50	1		08/18/20 09:07	67-66-3	
Chloromethane	ND	ug/L	1.0	1		08/18/20 09:07	74-87-3	
2-Chlorotoluene	ND	ug/L	0.50	1		08/18/20 09:07	95-49-8	
4-Chlorotoluene	ND	ug/L	0.50	1		08/18/20 09:07	106-43-4	
1,2-Dibromo-3-chloropropane	ND	ug/L	1.0	1		08/18/20 09:07	96-12-8	
Dibromochloromethane	ND	ug/L	0.50	1		08/18/20 09:07	124-48-1	
1,2-Dibromoethane (EDB)	ND	ug/L	0.50	1		08/18/20 09:07	106-93-4	
Dibromomethane	ND	ug/L	0.50	1		08/18/20 09:07	74-95-3	
1,2-Dichlorobenzene	ND	ug/L	0.50	1		08/18/20 09:07	95-50-1	
1,3-Dichlorobenzene	ND	ug/L	0.50	1		08/18/20 09:07	541-73-1	
1,4-Dichlorobenzene	ND	ug/L	0.50	1		08/18/20 09:07	106-46-7	
Dichlorodifluoromethane	ND	ug/L	0.50	1		08/18/20 09:07	75-71-8	
1,1-Dichloroethane	ND	ug/L	0.50	1		08/18/20 09:07	75-34-3	
1,2-Dichloroethane	ND	ug/L	0.50	1		08/18/20 09:07	107-06-2	
1,1-Dichloroethene	ND	ug/L	0.50	1		08/18/20 09:07	75-35-4	
cis-1,2-Dichloroethene	ND	ug/L	0.50	1		08/18/20 09:07	156-59-2	
trans-1,2-Dichloroethene	ND	ug/L	0.50	1		08/18/20 09:07	156-60-5	
1,2-Dichloropropane	ND	ug/L	0.50	1		08/18/20 09:07	78-87-5	
1,3-Dichloropropane	ND	ug/L	0.50	1		08/18/20 09:07	142-28-9	
2,2-Dichloropropane	ND	ug/L	0.50	1		08/18/20 09:07	594-20-7	
1,1-Dichloropropene	ND	ug/L	0.50	1		08/18/20 09:07	563-58-6	
cis-1,3-Dichloropropene	ND	ug/L	0.50	1		08/18/20 09:07	10061-01-5	
trans-1,3-Dichloropropene	ND	ug/L	0.50	1		08/18/20 09:07	10061-02-6	
Diisopropyl ether	ND	ug/L	0.50	1		08/18/20 09:07	108-20-3	
Ethylbenzene	ND	ug/L	0.50	1		08/18/20 09:07	100-41-4	
Hexachloro-1,3-butadiene	ND	ug/L	2.0	1		08/18/20 09:07	87-68-3	
Isopropylbenzene (Cumene)	ND	ug/L	0.50	1		08/18/20 09:07	98-82-8	
Methylene Chloride	ND	ug/L	2.0	1		08/18/20 09:07	75-09-2	
Methyl-tert-butyl ether	ND	ug/L	0.50	1		08/18/20 09:07	1634-04-4	
Naphthalene	ND	ug/L	2.0	1		08/18/20 09:07	91-20-3	

REPORT OF LABORATORY ANALYSIS

This report shall not be reproduced, except in full,
without the written consent of Pace Analytical Services, LLC.

Pace Analytical Services, LLC
9800 Kincey Ave. Suite 100
Huntersville, NC 28078
(704)875-9092

ANALYTICAL RESULTS

Project: 2020-L1-2448 Incident
Pace Project No.: 92491360

Sample: 13923 AC RD **Lab ID: 92491152002** Collected: 08/17/20 14:45 Received: 08/17/20 16:25 Matrix: Water

Parameters	Results	Units	Report Limit	DF	Prepared	Analyzed	CAS No.	Qual
6200B MSV	Analytical Method: SM 6200B Pace Analytical Services - Charlotte							
n-Propylbenzene	ND	ug/L	0.50	1		08/18/20 09:07	103-65-1	
Styrene	ND	ug/L	0.50	1		08/18/20 09:07	100-42-5	
1,1,1,2-Tetrachloroethane	ND	ug/L	0.50	1		08/18/20 09:07	630-20-6	
1,1,2,2-Tetrachloroethane	ND	ug/L	0.50	1		08/18/20 09:07	79-34-5	
Tetrachloroethene	ND	ug/L	0.50	1		08/18/20 09:07	127-18-4	
Toluene	ND	ug/L	0.50	1		08/18/20 09:07	108-88-3	
1,2,3-Trichlorobenzene	ND	ug/L	2.0	1		08/18/20 09:07	87-61-6	
1,2,4-Trichlorobenzene	ND	ug/L	2.0	1		08/18/20 09:07	120-82-1	
1,1,1-Trichloroethane	ND	ug/L	0.50	1		08/18/20 09:07	71-55-6	
1,1,2-Trichloroethane	ND	ug/L	0.50	1		08/18/20 09:07	79-00-5	
Trichloroethene	ND	ug/L	0.50	1		08/18/20 09:07	79-01-6	
Trichlorofluoromethane	ND	ug/L	1.0	1		08/18/20 09:07	75-69-4	
1,2,3-Trichloropropane	ND	ug/L	0.50	1		08/18/20 09:07	96-18-4	
1,2,4-Trimethylbenzene	ND	ug/L	0.50	1		08/18/20 09:07	95-63-6	
1,3,5-Trimethylbenzene	ND	ug/L	0.50	1		08/18/20 09:07	108-67-8	
Vinyl chloride	ND	ug/L	1.0	1		08/18/20 09:07	75-01-4	
m&p-Xylene	ND	ug/L	1.0	1		08/18/20 09:07	179601-23-1	
o-Xylene	ND	ug/L	0.50	1		08/18/20 09:07	95-47-6	
Surrogates								
1,2-Dichloroethane-d4 (S)	91	%	70-130	1		08/18/20 09:07	17060-07-0	
4-Bromofluorobenzene (S)	103	%	70-130	1		08/18/20 09:07	460-00-4	
Toluene-d8 (S)	104	%	70-130	1		08/18/20 09:07	2037-26-5	

REPORT OF LABORATORY ANALYSIS

This report shall not be reproduced, except in full,
without the written consent of Pace Analytical Services, LLC.

Pace Analytical Services, LLC
9800 Kincey Ave. Suite 100
Huntersville, NC 28078
(704)875-9092

QUALITY CONTROL DATA

Project: 2020-L1-2448 Incident
Pace Project No.: 92491360

QC Batch: 560534
QC Batch Method: EPA 3010A
Analysis Method: EPA 6010D
Analysis Description: 6010 MET
Laboratory: Pace Analytical Services - Asheville
Associated Lab Samples: 92491152002

METHOD BLANK: 2973976 Matrix: Water
Associated Lab Samples: 92491152002

Parameter	Units	Blank Result	Reporting Limit	Analyzed	Qualifiers
Lead	ug/L	ND	5.0	08/18/20 08:38	

LABORATORY CONTROL SAMPLE: 2973977

Parameter	Units	Spike Conc.	LCS Result	LCS % Rec	% Rec Limits	Qualifiers
Lead	ug/L	500	504	101	80-120	

MATRIX SPIKE & MATRIX SPIKE DUPLICATE: 2973978 2973979

Parameter	Units	92491152001 Result	MS Spike Conc.	MSD Spike Conc.	MS Result	MSD Result	MS % Rec	MSD % Rec	% Rec Limits	RPD	Qual
Lead	ug/L	ND	500	500	529	523	106	105	75-125	1	

Results presented on this page are in the units indicated by the "Units" column except where an alternate unit is presented to the right of the result.

REPORT OF LABORATORY ANALYSIS

This report shall not be reproduced, except in full,
without the written consent of Pace Analytical Services, LLC.

Pace Analytical Services, LLC
9800 Kincey Ave. Suite 100
Huntersville, NC 28078
(704)875-9092

QUALITY CONTROL DATA

Project: 2020-L1-2448 Incident
Pace Project No.: 92491360

QC Batch: 560564
QC Batch Method: SM 6200B
Analysis Method: SM 6200B
Analysis Description: 6200B MSV
Laboratory: Pace Analytical Services - Charlotte

Associated Lab Samples: 92491152002

METHOD BLANK: 2974036 Matrix: Water
Associated Lab Samples: 92491152002

Parameter	Units	Blank Result	Reporting Limit	Analyzed	Qualifiers
1,1,1,2-Tetrachloroethane	ug/L	ND	0.50	08/18/20 01:52	
1,1,1-Trichloroethane	ug/L	ND	0.50	08/18/20 01:52	
1,1,2,2-Tetrachloroethane	ug/L	ND	0.50	08/18/20 01:52	
1,1,2-Trichloroethane	ug/L	ND	0.50	08/18/20 01:52	
1,1-Dichloroethane	ug/L	ND	0.50	08/18/20 01:52	
1,1-Dichloroethene	ug/L	ND	0.50	08/18/20 01:52	
1,1-Dichloropropene	ug/L	ND	0.50	08/18/20 01:52	
1,2,3-Trichlorobenzene	ug/L	ND	2.0	08/18/20 01:52	
1,2,3-Trichloropropane	ug/L	ND	0.50	08/18/20 01:52	
1,2,4-Trichlorobenzene	ug/L	ND	2.0	08/18/20 01:52	
1,2,4-Trimethylbenzene	ug/L	ND	0.50	08/18/20 01:52	
1,2-Dibromo-3-chloropropane	ug/L	ND	1.0	08/18/20 01:52	
1,2-Dibromoethane (EDB)	ug/L	ND	0.50	08/18/20 01:52	
1,2-Dichlorobenzene	ug/L	ND	0.50	08/18/20 01:52	
1,2-Dichloroethane	ug/L	ND	0.50	08/18/20 01:52	
1,2-Dichloropropane	ug/L	ND	0.50	08/18/20 01:52	
1,3,5-Trimethylbenzene	ug/L	ND	0.50	08/18/20 01:52	
1,3-Dichlorobenzene	ug/L	ND	0.50	08/18/20 01:52	
1,3-Dichloropropane	ug/L	ND	0.50	08/18/20 01:52	
1,4-Dichlorobenzene	ug/L	ND	0.50	08/18/20 01:52	
2,2-Dichloropropane	ug/L	ND	0.50	08/18/20 01:52	
2-Chlorotoluene	ug/L	ND	0.50	08/18/20 01:52	
4-Chlorotoluene	ug/L	ND	0.50	08/18/20 01:52	
Benzene	ug/L	ND	0.50	08/18/20 01:52	
Bromobenzene	ug/L	ND	0.50	08/18/20 01:52	
Bromochloromethane	ug/L	ND	0.50	08/18/20 01:52	
Bromodichloromethane	ug/L	ND	0.50	08/18/20 01:52	
Bromoform	ug/L	ND	0.50	08/18/20 01:52	
Bromomethane	ug/L	ND	5.0	08/18/20 01:52	
Carbon tetrachloride	ug/L	ND	0.50	08/18/20 01:52	
Chlorobenzene	ug/L	ND	0.50	08/18/20 01:52	
Chloroethane	ug/L	ND	1.0	08/18/20 01:52	
Chloroform	ug/L	ND	0.50	08/18/20 01:52	
Chloromethane	ug/L	ND	1.0	08/18/20 01:52	
cis-1,2-Dichloroethene	ug/L	ND	0.50	08/18/20 01:52	
cis-1,3-Dichloropropene	ug/L	ND	0.50	08/18/20 01:52	
Dibromochloromethane	ug/L	ND	0.50	08/18/20 01:52	
Dibromomethane	ug/L	ND	0.50	08/18/20 01:52	
Dichlorodifluoromethane	ug/L	ND	0.50	08/18/20 01:52	
Diisopropyl ether	ug/L	ND	0.50	08/18/20 01:52	

Results presented on this page are in the units indicated by the "Units" column except where an alternate unit is presented to the right of the result.

REPORT OF LABORATORY ANALYSIS

This report shall not be reproduced, except in full,
without the written consent of Pace Analytical Services, LLC.

Pace Analytical Services, LLC
9800 Kincey Ave. Suite 100
Huntersville, NC 28078
(704)875-9092

QUALITY CONTROL DATA

Project: 2020-L1-2448 Incident
Pace Project No.: 92491360

METHOD BLANK: 2974036 Matrix: Water
Associated Lab Samples: 92491152002

Parameter	Units	Blank Result	Reporting Limit	Analyzed	Qualifiers
Ethylbenzene	ug/L	ND	0.50	08/18/20 01:52	
Hexachloro-1,3-butadiene	ug/L	ND	2.0	08/18/20 01:52	
Isopropylbenzene (Cumene)	ug/L	ND	0.50	08/18/20 01:52	
m&p-Xylene	ug/L	ND	1.0	08/18/20 01:52	
Methyl-tert-butyl ether	ug/L	ND	0.50	08/18/20 01:52	
Methylene Chloride	ug/L	ND	2.0	08/18/20 01:52	
n-Butylbenzene	ug/L	ND	0.50	08/18/20 01:52	
n-Propylbenzene	ug/L	ND	0.50	08/18/20 01:52	
Naphthalene	ug/L	ND	2.0	08/18/20 01:52	
o-Xylene	ug/L	ND	0.50	08/18/20 01:52	
sec-Butylbenzene	ug/L	ND	0.50	08/18/20 01:52	
Styrene	ug/L	ND	0.50	08/18/20 01:52	
tert-Butylbenzene	ug/L	ND	0.50	08/18/20 01:52	
Tetrachloroethene	ug/L	ND	0.50	08/18/20 01:52	
Toluene	ug/L	ND	0.50	08/18/20 01:52	
trans-1,2-Dichloroethene	ug/L	ND	0.50	08/18/20 01:52	
trans-1,3-Dichloropropene	ug/L	ND	0.50	08/18/20 01:52	
Trichloroethene	ug/L	ND	0.50	08/18/20 01:52	
Trichlorofluoromethane	ug/L	ND	1.0	08/18/20 01:52	
Vinyl chloride	ug/L	ND	1.0	08/18/20 01:52	
1,2-Dichloroethane-d4 (S)	%	91	70-130	08/18/20 01:52	
4-Bromofluorobenzene (S)	%	104	70-130	08/18/20 01:52	
Toluene-d8 (S)	%	105	70-130	08/18/20 01:52	

LABORATORY CONTROL SAMPLE: 2974037

Parameter	Units	Spike Conc.	LCS Result	LCS % Rec	% Rec Limits	Qualifiers
1,1,1,2-Tetrachloroethane	ug/L	50	54.4	109	60-140	
1,1,1-Trichloroethane	ug/L	50	53.0	106	60-140	
1,1,2,2-Tetrachloroethane	ug/L	50	51.8	104	60-140	
1,1,2-Trichloroethane	ug/L	50	54.6	109	60-140	
1,1-Dichloroethane	ug/L	50	52.1	104	60-140	
1,1-Dichloroethene	ug/L	50	52.3	105	60-140	
1,1-Dichloropropene	ug/L	50	57.0	114	60-140	
1,2,3-Trichlorobenzene	ug/L	50	47.9	96	60-140	
1,2,3-Trichloropropane	ug/L	50	49.8	100	60-140	
1,2,4-Trichlorobenzene	ug/L	50	48.6	97	60-140	
1,2,4-Trimethylbenzene	ug/L	50	51.4	103	60-140	
1,2-Dibromo-3-chloropropane	ug/L	50	52.4	105	60-140	
1,2-Dibromoethane (EDB)	ug/L	50	57.1	114	60-140	
1,2-Dichlorobenzene	ug/L	50	52.1	104	60-140	
1,2-Dichloroethane	ug/L	50	46.5	93	60-140	
1,2-Dichloropropane	ug/L	50	57.9	116	60-140	
1,3,5-Trimethylbenzene	ug/L	50	52.1	104	60-140	

Results presented on this page are in the units indicated by the "Units" column except where an alternate unit is presented to the right of the result.

REPORT OF LABORATORY ANALYSIS

This report shall not be reproduced, except in full,
without the written consent of Pace Analytical Services, LLC.

Pace Analytical Services, LLC
9800 Kincey Ave. Suite 100
Huntersville, NC 28078
(704)875-9092

QUALITY CONTROL DATA

Project: 2020-L1-2448 Incident
Pace Project No.: 92491360

LABORATORY CONTROL SAMPLE: 2974037

Parameter	Units	Spike Conc.	LCS Result	LCS % Rec	% Rec Limits	Qualifiers
1,3-Dichlorobenzene	ug/L	50	52.1	104	60-140	
1,3-Dichloropropane	ug/L	50	56.5	113	60-140	
1,4-Dichlorobenzene	ug/L	50	50.1	100	60-140	
2,2-Dichloropropane	ug/L	50	51.9	104	60-140	
2-Chlorotoluene	ug/L	50	51.8	104	60-140	
4-Chlorotoluene	ug/L	50	50.2	100	60-140	
Benzene	ug/L	50	53.0	106	60-140	
Bromobenzene	ug/L	50	49.9	100	60-140	
Bromochloromethane	ug/L	50	54.3	109	60-140	
Bromodichloromethane	ug/L	50	49.8	100	60-140	
Bromoform	ug/L	50	55.0	110	60-140	
Bromomethane	ug/L	50	63.2	126	60-140	
Carbon tetrachloride	ug/L	50	53.0	106	60-140	
Chlorobenzene	ug/L	50	50.2	100	60-140	
Chloroethane	ug/L	50	50.4	101	60-140	
Chloroform	ug/L	50	49.9	100	60-140	
Chloromethane	ug/L	50	45.3	91	60-140	
cis-1,2-Dichloroethene	ug/L	50	52.7	105	60-140	
cis-1,3-Dichloropropene	ug/L	50	61.7	123	60-140	
Dibromochloromethane	ug/L	50	57.8	116	60-140	
Dibromomethane	ug/L	50	52.5	105	60-140	
Dichlorodifluoromethane	ug/L	50	43.1	86	60-140	
Diisopropyl ether	ug/L	50	57.1	114	60-140	
Ethylbenzene	ug/L	50	50.1	100	60-140	
Hexachloro-1,3-butadiene	ug/L	50	46.6	93	60-140	
Isopropylbenzene (Cumene)	ug/L	50	51.1	102	60-140	
m&p-Xylene	ug/L	100	101	101	60-140	
Methyl-tert-butyl ether	ug/L	50	60.2	120	60-140	
Methylene Chloride	ug/L	50	48.5	97	60-140	
n-Butylbenzene	ug/L	50	49.6	99	60-140	
n-Propylbenzene	ug/L	50	50.4	101	60-140	
Naphthalene	ug/L	50	47.9	96	60-140	
o-Xylene	ug/L	50	51.7	103	60-140	
sec-Butylbenzene	ug/L	50	50.7	101	60-140	
Styrene	ug/L	50	53.7	107	60-140	
tert-Butylbenzene	ug/L	50	44.0	88	60-140	
Tetrachloroethene	ug/L	50	51.3	103	60-140	
Toluene	ug/L	50	48.8	98	60-140	
trans-1,2-Dichloroethene	ug/L	50	50.0	100	60-140	
trans-1,3-Dichloropropene	ug/L	50	56.6	113	60-140	
Trichloroethene	ug/L	50	56.3	113	60-140	
Trichlorofluoromethane	ug/L	50	42.9	86	60-140	
Vinyl chloride	ug/L	50	48.1	96	60-140	
1,2-Dichloroethane-d4 (S)	%			99	70-130	
4-Bromofluorobenzene (S)	%			98	70-130	
Toluene-d8 (S)	%			98	70-130	

Results presented on this page are in the units indicated by the "Units" column except where an alternate unit is presented to the right of the result.

REPORT OF LABORATORY ANALYSIS

This report shall not be reproduced, except in full,
without the written consent of Pace Analytical Services, LLC.

Pace Analytical Services, LLC
9800 Kincey Ave. Suite 100
Huntersville, NC 28078
(704)875-9092

QUALITY CONTROL DATA

Project: 2020-L1-2448 Incident
Pace Project No.: 92491360

MATRIX SPIKE & MATRIX SPIKE DUPLICATE: 2974038 2974039

Parameter	Units	92491152001 Result	MS Spike Conc.	MSD Spike Conc.	MS Result	MSD Result	MS % Rec	MSD % Rec	% Rec Limits	RPD	Qual
1,1,1,2-Tetrachloroethane	ug/L	ND	20	20	20.9	21.7	104	109	60-140	4	
1,1,1-Trichloroethane	ug/L	ND	20	20	22.5	22.6	112	113	60-140	1	
1,1,2,2-Tetrachloroethane	ug/L	ND	20	20	19.1	20.4	96	102	60-140	6	
1,1,2-Trichloroethane	ug/L	ND	20	20	20.0	21.0	100	105	60-140	5	
1,1-Dichloroethane	ug/L	ND	20	20	20.9	21.5	105	108	60-140	3	
1,1-Dichloroethene	ug/L	ND	20	20	22.2	22.7	111	114	60-140	2	
1,1-Dichloropropene	ug/L	ND	20	20	21.5	22.1	108	111	60-140	3	
1,2,3-Trichlorobenzene	ug/L	ND	20	20	14.1	14.1	67	66	60-140	0	
1,2,3-Trichloropropane	ug/L	ND	20	20	19.1	20.6	95	103	60-140	8	
1,2,4-Trichlorobenzene	ug/L	ND	20	20	15.4	15.7	69	71	60-140	2	
1,2,4-Trimethylbenzene	ug/L	ND	20	20	20.4	20.5	102	102	60-140	0	
1,2-Dibromo-3-chloropropane	ug/L	ND	20	20	18.5	19.8	92	99	60-140	7	
1,2-Dibromoethane (EDB)	ug/L	ND	20	20	19.6	22.1	98	111	60-140	12	
1,2-Dichlorobenzene	ug/L	ND	20	20	18.8	19.1	94	95	60-140	2	
1,2-Dichloroethane	ug/L	ND	20	20	19.1	20.0	96	100	60-140	4	
1,2-Dichloropropane	ug/L	ND	20	20	20.9	20.9	105	105	60-140	0	
1,3,5-Trimethylbenzene	ug/L	ND	20	20	21.1	21.3	105	107	60-140	1	
1,3-Dichlorobenzene	ug/L	ND	20	20	19.2	19.7	96	99	60-140	2	
1,3-Dichloropropane	ug/L	ND	20	20	20.5	20.4	102	102	60-140	0	
1,4-Dichlorobenzene	ug/L	ND	20	20	18.9	19.5	94	98	60-140	3	
2,2-Dichloropropane	ug/L	ND	20	20	23.2	23.8	116	119	60-140	3	
2-Chlorotoluene	ug/L	ND	20	20	21.2	21.1	106	106	60-140	0	
4-Chlorotoluene	ug/L	ND	20	20	20.4	20.7	102	104	60-140	2	
Benzene	ug/L	ND	20	20	20.8	21.5	104	107	60-140	3	
Bromobenzene	ug/L	ND	20	20	20.3	20.4	101	102	60-140	1	
Bromochloromethane	ug/L	ND	20	20	20.7	21.6	104	108	60-140	4	
Bromodichloromethane	ug/L	ND	20	20	18.8	20.1	94	100	60-140	6	
Bromoform	ug/L	ND	20	20	19.1	20.3	96	101	60-140	6	
Bromomethane	ug/L	ND	20	20	16.7	21.6	83	108	60-140	26	
Carbon tetrachloride	ug/L	ND	20	20	22.5	23.4	112	117	60-140	4	
Chlorobenzene	ug/L	ND	20	20	20.0	20.6	100	103	60-140	3	
Chloroethane	ug/L	ND	20	20	25.3	26.7	127	133	60-140	5	
Chloroform	ug/L	ND	20	20	21.4	21.2	107	106	60-140	1	
Chloromethane	ug/L	ND	20	20	16.2	16.2	81	81	60-140	0	
cis-1,2-Dichloroethene	ug/L	ND	20	20	20.3	21.3	101	107	60-140	5	
cis-1,3-Dichloropropene	ug/L	ND	20	20	21.8	22.6	109	113	60-140	4	
Dibromochloromethane	ug/L	ND	20	20	20.9	21.7	104	108	60-140	4	
Dibromomethane	ug/L	ND	20	20	20.1	21.7	100	109	60-140	8	
Dichlorodifluoromethane	ug/L	ND	20	20	20.6	20.6	103	103	60-140	0	
Diisopropyl ether	ug/L	ND	20	20	19.2	19.6	96	98	60-140	2	
Ethylbenzene	ug/L	ND	20	20	20.2	21.1	101	105	60-140	4	
Hexachloro-1,3-butadiene	ug/L	ND	20	20	17.5	17.8	87	89	60-140	2	
Isopropylbenzene (Cumene)	ug/L	ND	20	20	20.7	21.3	103	107	60-140	3	
m&p-Xylene	ug/L	ND	40	40	41.3	42.2	103	106	60-140	2	
Methyl-tert-butyl ether	ug/L	ND	20	20	20.8	21.6	104	108	60-140	3	
Methylene Chloride	ug/L	ND	20	20	19.1	19.0	95	95	60-140	0	

Results presented on this page are in the units indicated by the "Units" column except where an alternate unit is presented to the right of the result.

REPORT OF LABORATORY ANALYSIS

This report shall not be reproduced, except in full,
without the written consent of Pace Analytical Services, LLC.

Pace Analytical Services, LLC
9800 Kincey Ave. Suite 100
Huntersville, NC 28078
(704)875-9092

QUALITY CONTROL DATA

Project: 2020-L1-2448 Incident
Pace Project No.: 92491360

MATRIX SPIKE & MATRIX SPIKE DUPLICATE: 2974038 2974039

Parameter	Units	92491152001 Result	MS Spike Conc.	MSD Spike Conc.	MS Result	MSD Result	MS % Rec	MSD % Rec	% Rec Limits	RPD	Qual
n-Butylbenzene	ug/L	ND	20	20	20.0	20.0	100	100	60-140	0	
n-Propylbenzene	ug/L	ND	20	20	21.1	21.2	106	106	60-140	0	
Naphthalene	ug/L	ND	20	20	13.9	14.5	69	72	60-140	4	
o-Xylene	ug/L	ND	20	20	19.7	20.5	98	103	60-140	4	
sec-Butylbenzene	ug/L	ND	20	20	20.9	21.0	105	105	60-140	0	
Styrene	ug/L	ND	20	20	20.0	20.9	100	105	60-140	5	
tert-Butylbenzene	ug/L	ND	20	20	17.9	17.7	89	89	60-140	1	
Tetrachloroethene	ug/L	ND	20	20	20.4	21.2	102	106	60-140	4	
Toluene	ug/L	ND	20	20	20.8	21.5	104	108	60-140	4	
trans-1,2-Dichloroethene	ug/L	ND	20	20	21.9	22.3	110	111	60-140	1	
trans-1,3-Dichloropropene	ug/L	ND	20	20	21.2	22.0	106	110	60-140	4	
Trichloroethene	ug/L	ND	20	20	21.5	21.6	107	108	60-140	1	
Trichlorofluoromethane	ug/L	ND	20	20	22.6	22.5	113	112	60-140	1	
Vinyl chloride	ug/L	ND	20	20	19.8	20.2	99	101	60-140	2	
1,2-Dichloroethane-d4 (S)	%						104	106	70-130		
4-Bromofluorobenzene (S)	%						100	100	70-130		
Toluene-d8 (S)	%						99	100	70-130		

Results presented on this page are in the units indicated by the "Units" column except where an alternate unit is presented to the right of the result.

REPORT OF LABORATORY ANALYSIS

This report shall not be reproduced, except in full,
without the written consent of Pace Analytical Services, LLC.

Pace Analytical Services, LLC
9800 Kincey Ave. Suite 100
Huntersville, NC 28078
(704)875-9092

QUALIFIERS

Project: 2020-L1-2448 Incident
Pace Project No.: 92491360

DEFINITIONS

DF - Dilution Factor, if reported, represents the factor applied to the reported data due to dilution of the sample aliquot.

ND - Not Detected at or above adjusted reporting limit.

TNTC - Too Numerous To Count

J - Estimated concentration above the adjusted method detection limit and below the adjusted reporting limit.

MDL - Adjusted Method Detection Limit.

PQL - Practical Quantitation Limit.

RL - Reporting Limit - The lowest concentration value that meets project requirements for quantitative data with known precision and bias for a specific analyte in a specific matrix.

S - Surrogate

1,2-Diphenylhydrazine decomposes to and cannot be separated from Azobenzene using Method 8270. The result for each analyte is a combined concentration.

Consistent with EPA guidelines, unrounded data are displayed and have been used to calculate % recovery and RPD values.

LCS(D) - Laboratory Control Sample (Duplicate)

MS(D) - Matrix Spike (Duplicate)

DUP - Sample Duplicate

RPD - Relative Percent Difference

NC - Not Calculable.

SG - Silica Gel - Clean-Up

U - Indicates the compound was analyzed for, but not detected.

Acid preservation may not be appropriate for 2 Chloroethylvinyl ether.

A separate vial preserved to a pH of 4-5 is recommended in SW846 Chapter 4 for the analysis of Acrolein and Acrylonitrile by EPA Method 8260.

N-Nitrosodiphenylamine decomposes and cannot be separated from Diphenylamine using Method 8270. The result reported for each analyte is a combined concentration.

Pace Analytical is TNI accredited. Contact your Pace PM for the current list of accredited analytes.

TNI - The NELAC Institute.

This report shall not be reproduced, except in full,
without the written consent of Pace Analytical Services, LLC.

Pace Analytical Services, LLC
9800 Kincey Ave. Suite 100
Huntersville, NC 28078
(704)875-9092

QUALITY CONTROL DATA CROSS REFERENCE TABLE

Project: 2020-L1-2448 Incident
Pace Project No.: 92491360

Lab ID	Sample ID	QC Batch Method	QC Batch	Analytical Method	Analytical Batch
92491152002	**13923 AC RD**	EPA 3010A	560534	EPA 6010D	560547
92491152002	**13923 AC RD**	SM 6200B	560564		

This report shall not be reproduced, except in full,
without the written consent of Pace Analytical Services, LLC.

Pace Analytical

CHAIN-OF-CUSTODY Analytical Request Document

Chain-of-Custody is a LEGAL DOCUMENT - Complete all relevent fields

WO#: 92491360

92491360

LAI ... ler Number or ... LY

Company: Apex Companies	Billing Information:
Address:	
Report To: Andrew Street	Email To: Emily Little / A. Street
Copy To:	Site Collection Info/Address: 13923 Asbury Chapel Rd.
Customer Project Name/Number: Colonial Huntersville Release	State: NC / County/City: Huntersville / Time Zone Collected: [ ] PT [ ] MT [ ] CT [ ] ET
Phone: / Email:	Site/Facility ID #: / Compliance Monitoring? [ ] Yes [ ] No
Collected By (print): Gordon J O Toole	Purchase Order #: / Quote #: / DW PWS ID #: / DW Location Code:
Collected By (signature): [signature]	Turnaround Date Required: / Immediately Packed on Ice: [X] Yes [ ] No
Sample Disposal: [ ] Dispose as appropriate [ ] Return [ ] Archive: ____ [ ] Hold: ____	Rush: ASAP [✓] Same Day [✓] Next Day [ ] 2 Day [ ] 3 Day [ ] 4 Day [ ] 5 Day (Expedite Charges Apply) / Field Filtered (if applicable): [ ] Yes [X] No / Analysis: ____

Container Preservative Type

Lab Project Manager:

** Preservative Types: (1) nitric acid, (2) sulfuric acid, (3) hydrochloric acid, (4) sodium hydroxide, (5) zinc acetate, (6) methanol, (7) sodium bisulfate, (8) sodium thiosulfate, (9) hexane, (A) ascorbic acid, (B) ammonium sulfate, (C) ammonium hydroxide, (D) TSP, (U) Unpreserved, (O) Other ____

* Matrix Codes (Insert in Matrix box below): Drinking Water (DW), Ground Water (GW), Wastewater (WW), Product (P), Soil/Solid (SL), Oil (OL), Wipe (WP), Air (AR), Tissue (TS), Bioassay (B), Vapor (V), Other (OT)

Analyses

Customer Sample ID	Matrix *	Comp / Grab	Collected (or Composite Start) Date	Collected (or Composite Start) Time	Composite End Date	Composite End Time	Res Cl	# of Ctns	VOCs SM 6200 B	MADEP VPH	Lead
13923 AC Rd	WT	G			8-17-20	14:45		8	X	X	X

Lab Profile/Line:

Lab Sample Receipt Checklist:

Custody Seals Present/Intact	Y (N) NA
Custody Signatures Present	(Y) N NA
Collector Signature Present	(Y) N NA
Bottles Intact	(Y) N NA
Correct Bottles	(Y) N NA
Sufficient Volume	(Y) N NA
Samples Received on Ice	(Y) N NA
VOA - Headspace Acceptable	(Y) N NA
USDA Regulated Soils	Y N (NA)
Samples in Holding Time	(Y) N NA
Residual Chlorine Present	Y N (NA)
Cl Strips: ____	
Sample pH Acceptable	(Y) N NA
pH Strips: ____	
Sulfide Present	Y N (NA)
Lead Acetate Strips: ____	

LAB USE ONLY:
Lab Sample # / Comments:

~~92491152~~ AMB 8-19-2020 92491360

8-19-2020 AMB ~~002~~ 001

Customer Remarks / Special Conditions / Possible Hazards:

Type of Ice Used: (Wet) Blue Dry None

Packing Material Used:

Radchem sample(s) screened (<500 cpm): Y N (NA)

SHORT HOLDS PRESENT (<72 hours): Y (N) N/A

Lab Tracking #: 2538671

Samples received via: FEDEX UPS (Client) Courier Pace Courier

Lab Sample Temperature Info:
Temp Blank Received: Y (N) NA
Therm ID#: 92T061
Cooler 1 Temp Upon Receipt: 2.6 oC
Cooler 1 Therm Corr. Factor: 0 oC
Cooler 1 Corrected Temp: 2.6 oC
Comments:

Relinquished by/Company: (Signature)	Date/Time:	Received by/Company: (Signature)	Date/Time:
[signature] / Apex	8-17-20 14:45	Erick Hanney Pace	8-17-20 1625
Relinquished by/Company: (Signature)	Date/Time:	Received by/Company: (Signature)	Date/Time:
Relinquished by/Company: (Signature)	Date/Time:	Received by/Company: (Signature)	Date/Time:

MTJL LAB USE ONLY
Table #:
Acctnum:
Template:
Prelogin:
PM:
PB:

Trip Blank Received: (Y) N NA
(HCL) MeOH TSP Other

Non Conformance(s): YES / (NO)

Page: ____ of: ____

Report of Analysis

Pace Analytical Services, Inc.
9800 Kincey Avenue
Suite 100
Huntersville, NC 28078
Attention: Angela M. Baioni

Project Name: Colonial Huntersville Release

Project Number: 92491152

Lot Number:**VH19017**

Date Completed:08/19/2020

08/19/2020 5:08 PM
Approved and released by:
Project Manager II: **Cathy S. Dover**

The electronic signature above is the equivalent of a handwritten signature.
This report shall not be reproduced, except in its entirety, without the written approval of Pace Analytical Services, LLC.

Case Narrative
Pace Analytical Services, Inc.
Lot Number: VH19017

This Report of Analysis contains the analytical result(s) for the sample(s) listed on the Sample Summary following this Case Narrative. The sample receiving date is documented in the header information associated with each sample.

All results listed in this report relate only to the samples that are contained within this report.

Sample receipt, sample analysis, and data review have been performed in accordance with the most current approved NELAC standards, the Pace Analytical Services, LLC ("Pace") Quality Assurance Management Plan (QAMP), standard operating procedures (SOPs), and Pace policies. Any exceptions to the NELAC standards, the QAMP, SOPs or policies are qualified on the results page or discussed below.

If you have any questions regarding this report please contact the Pace Project Manager listed on the cover page.

Sample Summary

Pace Analytical Services, Inc.

Lot Number: VH19017

Project Name: Colonial Huntersville Release

Project Number: 92491152

Sample Number	Sample ID	Matrix	Date Sampled	Date Received
001	13923 AC RD	Aqueous	08/17/2020 1445	08/18/2020

(1 sample)

Detection Summary

Pace Analytical Services, Inc.

Lot Number: VH19017

Project Name: Colonial Huntersville Release

Project Number: 92491152

Sample	Sample ID	Matrix	Parameter	Method	Result	Q	Units	Page

(0 detections)

MADEP VPH (aliphatics)

Client: Pace Analytical Services, Inc.
Laboratory ID: VH19017-001
Description: 13923 AC RD
Matrix: Aqueous
Date Sampled: 08/17/2020 1445
Project Name: Colonial Huntersville Release
Date Received: 08/18/2020
Project Number: 92491152

Run	Prep Method	Analytical Method	Dilution	Analysis Date	Analyst	Prep Date	Batch
1	VPH	MADEP-VPH-18-2.1	1	08/18/2020 1402	ECB		64042

Parameter	CAS Number	Analytical Method	Result	Q	LOQ	Units	Run
C5 - C8 Aliphatics		MADEP-VPH-18-	ND		75	ug/L	1
C9 - C12 Aliphatics		MADEP-VPH-18-	ND		75	ug/L	1

Surrogate	Q	Run 1 % Recovery	Acceptance Limits
2,5-Dibromotoluene (FID)		100	70-130

LOQ = Limit of Quantitation
ND = Not detected at or above the LOQ
H = Out of holding time
B = Detected in the method blank
N = Recovery is out of criteria
W = Reported on wet weight basis
E = Quantitation of compound exceeded the calibration range
P = The RPD between two GC columns exceeds 40%

Pace Analytical Services, LLC *(formerly Shealy Environmental Services, Inc.)*
106 Vantage Point Drive West Columbia, SC 29172 (803) 791-9700 Fax (803) 791-9111 www.pacelabs.com

MADEP VPH (aromatics)

Client: Pace Analytical Services, Inc. | Laboratory ID: VH19017-001
Description: 13923 AC RD | Matrix: Aqueous
Date Sampled: 08/17/2020 1445 | Project Name: Colonial Huntersville Release
Date Received: 08/18/2020 | Project Number: 92491152

Run	Prep Method	Analytical Method	Dilution	Analysis Date	Analyst	Prep Date	Batch
1	VPH	MADEP-VPH-18-2.1	1	08/18/2020 1402	ECB		64043

Parameter	CAS Number	Analytical Method	Result	Q	LOQ	Units	Run
C9 - C10 Aromatics		MADEP-VPH-18-	ND		25	ug/L	1

Surrogate	Q	Run 1 % Recovery	Acceptance Limits
2,5-Dibromotoluene (PID)		100	70-130

LOQ = Limit of Quantitation
ND = Not detected at or above the LOQ
H = Out of holding time
B = Detected in the method blank
N = Recovery is out of criteria
W = Reported on wet weight basis
E = Quantitation of compound exceeded the calibration range
P = The RPD between two GC columns exceeds 40%

Pace Analytical Services, LLC *(formerly Shealy Environmental Services, Inc.)*
106 Vantage Point Drive West Columbia, SC 29172 (803) 791-9700 Fax (803) 791-9111 www.pacelabs.com

QC Summary

MADEP VPH (aliphatics) - MB

Sample ID: VQ64042-001
Batch: 64042
Analytical Method: MADEP-VPH-18-2.1

Matrix: Aqueous
Prep Method: VPH

Parameter	Result	Q	Dil	LOQ	Units	Analysis Date
C5 - C8 Aliphatics	ND		1	75	ug/L	08/18/2020 1125
C9 - C12 Aliphatics	ND		1	75	ug/L	08/18/2020 1125

Surrogate	Q	% Rec	Acceptance Limit
2,5-Dibromotoluene (FID)		100	70-130

LOQ = Limit of Quantitation
DL = Detection Limit
LOD = Limit of Detection

P = The RPD between two GC columns exceeds 40%
J = Estimated result < LOQ and ≥ DL
ND = Not detected at or above the LOQ

N = Recovery is out of criteria
+ = RPD is out of criteria

Note: Calculations are performed before rounding to avoid round-off errors in calculated results

MADEP VPH (aliphatics) - LCS

Sample ID: VQ64042-002
Batch: 64042
Analytical Method: MADEP-VPH-18-2.1

Matrix: Aqueous
Prep Method: VPH

Parameter	Spike Amount (ug/L)	Result (ug/L)	Q	Dil	% Rec	% Rec Limit	Analysis Date
C5 - C8 Aliphatics	150	130		1	87	70-130	08/18/2020 1028
C9 - C12 Aliphatics	180	150		1	83	70-130	08/18/2020 1028

Surrogate	Q	% Rec	Acceptance Limit
2,5-Dibromotoluene (FID)		84	70-130

LOQ = Limit of Quantitation
DL = Detection Limit
LOD = Limit of Detection

P = The RPD between two GC columns exceeds 40%
J = Estimated result < LOQ and ≥ DL
ND = Not detected at or above the LOQ

N = Recovery is out of criteria
+ = RPD is out of criteria

Note: Calculations are performed before rounding to avoid round-off errors in calculated results

MADEP VPH (aliphatics) - LCSD

Sample ID: VQ64042-003
Batch: 64042
Analytical Method: MADEP-VPH-18-2.1

Matrix: Aqueous
Prep Method: VPH

Parameter	Spike Amount (ug/L)	Result (ug/L)	Q	Dil	% Rec	% RPD	% Rec Limit	% RPD Limit	Analysis Date
C5 - C8 Aliphatics	150	140		1	92	5.2	70-130	25	08/18/2020 1057
C9 - C12 Aliphatics	180	160		1	89	7.0	70-130	25	08/18/2020 1057

Surrogate	Q	% Rec	Acceptance Limit
2,5-Dibromotoluene (FID)		90	70-130

LOQ = Limit of Quantitation
DL = Detection Limit
LOD = Limit of Detection

P = The RPD between two GC columns exceeds 40%
J = Estimated result < LOQ and ≥ DL
ND = Not detected at or above the LOQ

N = Recovery is out of criteria
+ = RPD is out of criteria

Note: Calculations are performed before rounding to avoid round-off errors in calculated results

MADEP VPH (aromatics) - MB

Sample ID: VQ64043-001
Batch: 64043
Analytical Method: MADEP-VPH-18-2.1

Matrix: Aqueous
Prep Method: VPH

Parameter	Result	Q	Dil	LOQ	Units	Analysis Date
C9 - C10 Aromatics	ND		1	25	ug/L	08/18/2020 1125

Surrogate	Q	% Rec	Acceptance Limit
2,5-Dibromotoluene (PID)		98	70-130

LOQ = Limit of Quantitation
DL = Detection Limit
LOD = Limit of Detection

P = The RPD between two GC columns exceeds 40%
J = Estimated result < LOQ and ≥ DL
ND = Not detected at or above the LOQ

N = Recovery is out of criteria
+ = RPD is out of criteria

Note: Calculations are performed before rounding to avoid round-off errors in calculated results

MADEP VPH (aromatics) - LCS

Sample ID: VQ64043-002
Batch: 64043
Analytical Method: MADEP-VPH-18-2.1

Matrix: Aqueous
Prep Method: VPH

Parameter	Spike Amount (ug/L)	Result (ug/L)	Q	Dil	% Rec	% Rec Limit	Analysis Date
C9 - C10 Aromatics	25	22		1	87	70-130	08/18/2020 1028

Surrogate	Q	% Rec	Acceptance Limit
2,5-Dibromotoluene (PID)		85	70-130

LOQ = Limit of Quantitation
DL = Detection Limit
LOD = Limit of Detection

P = The RPD between two GC columns exceeds 40%
J = Estimated result < LOQ and ≥ DL
ND = Not detected at or above the LOQ

N = Recovery is out of criteria
+ = RPD is out of criteria

Note: Calculations are performed before rounding to avoid round-off errors in calculated results

MADEP VPH (aromatics) - LCSD

Sample ID: VQ64043-003
Batch: 64043
Analytical Method: MADEP-VPH-18-2.1

Matrix: Aqueous
Prep Method: VPH

Parameter	Spike Amount (ug/L)	Result (ug/L)	Q	Dil	% Rec	% RPD	% Rec Limit	% RPD Limit	Analysis Date
C9 - C10 Aromatics	25	23		1	93	6.7	70-130	25	08/18/2020 1057

Surrogate	Q	% Rec	Acceptance Limit
2,5-Dibromotoluene (PID)		90	70-130

LOQ = Limit of Quantitation
DL = Detection Limit
LOD = Limit of Detection

P = The RPD between two GC columns exceeds 40%
J = Estimated result < LOQ and ≥ DL
ND = Not detected at or above the LOQ

N = Recovery is out of criteria
+ = RPD is out of criteria

Note: Calculations are performed before rounding to avoid round-off errors in calculated results

Chain of Custody

and

Miscellaneous Documents

Internal Transfer Chain of Custody

Pace Analytical
www.pacelabs.com

☐ Samples Pre-Logged into eCOC.

State Of Origin: NC

Cert. Needed: ☑ Yes ☐ No

Workorder: 92491152 Workorder Name: Colonial Huntersville Release

Owner Received Date: 8/17/2020 Results Requested By: 8/18/2020

Report To	Subcontract To
Angela Baioni Pace Analytical Charlotte 9800 Kincey Ave. Suite 100 Huntersville,NC 28078 Phone (704)875-9092	Pace Analytical West Columbia 106 Vantage Point Drive West Columbia, SC 29172 Phone (803)791-9700

Item	Sample ID	Sample Type	Collect Date/Time	Lab ID	Matrix	Preserved Containers: HCL						NC VPH	Requested Analysis
1	13945 AC RD	PS	8/17/2020 13:40	92491152001	Water	3						X	
2	13923 AC RD	PS	8/17/2020 14:45	92491152002	Water	3						X	
3	14024 SIMS RD	PS	8/17/2020 11:30	92491152003	Water	3						X	
4	13901 SIMS RD	PS	8/17/2020 10:25	92491152004	Water	3						X	
5	13835 AC RD	PS	8/17/2020 15:40	92491152005	Water	3						X	
6	FD1 081720	PS	8/17/2020 00:00	92491152006	Water	3						X	
7	FIELD BLANK 1	PS	8/17/2020 11:55	92491152007	Water	3						X	
8	TRIP BLANK	PS	8/17/2020 00:00	92491152008	Water	1						X	

VH18001 CSD

VH19015 CSD

VH19019 CSD

VH19017 CSD

VH19021 CSD

Transfers	Released By	Date/Time	Received By	Date/Time
1	MDaPace HVL 8/17/20	1800		
2				
3				8/18/2020

Comments

Cooler Temperature on Receipt 4.7 °C | Custody Seal Y or N | Received on Ice Y or N | Samples Intact Y or N

***In order to maintain client confidentiality, location/name of the sampling site, sampler's name and signature may not be provided on this COC document. This chain of custody is considered complete as is since this information is available in the owner laboratory.*

Pace Analytical Services, LLC (formerly Shealy Environmental Services, Inc.)
106 Vantage Point Drive West Columbia, SC 29172 (803) 791-9700 Fax (803) 791-9111 www.pacelabs.com

Shealy Environmental Services, Inc.
Document Number: MF0018C-14

Page 1 of 1
Effective Date: 8/2/2018

Sample Receipt Checklist (SRC)

Client: PACE

Cooler Inspected by/date: JSH / 08/18/2020 Lot #: VH18001/VH19015/VH19017/VH19019/VH19021

Means of receipt: ☐ SESI ☐ Client ☐ UPS ☐ FedEx ☑ Other: COURIER

☐ Yes	☑ No		1. Were custody seals present on the cooler?
☐ Yes	☐ No	☑ NA	2. If custody seals were present, were they intact and unbroken?

pH Strip ID: NA Chlorine Strip ID: NA Tested by: NA

Original temperature upon receipt / Derived (Corrected) temperature upon receipt %Solid Snap-Cup ID: NA

4.7 /4.7 °C NA /NA °C NA /NA °C NA /NA °C

Method: ☐ Temperature Blank ☑ Against Bottles IR Gun ID: 5 IR Gun Correction Factor: 0 °C

Method of coolant: ☑ Wet Ice ☐ Ice Packs ☐ Dry Ice ☐ None

☐ Yes	☐ No	☑ NA	3. If temperature of any cooler exceeded 6.0°C, was Project Manager Notified? PM was Notified by: phone / email / face-to-face (circle one).
☐ Yes	☐ No	☑ NA	4. Is the commercial courier's packing slip attached to this form?
☑ Yes	☐ No		5. Were proper custody procedures (relinquished/received) followed?
☑ Yes	☐ No		6. Were sample IDs listed on the COC?
☑ Yes	☐ No		7. Were sample IDs listed on all sample containers?
☑ Yes	☐ No		8. Was collection date & time listed on the COC?
☑ Yes	☐ No		9. Was collection date & time listed on all sample containers?
☑ Yes	☐ No		10. Did all container label information (ID, date, time) agree with the COC?
☑ Yes	☐ No		11. Were tests to be performed listed on the COC?
☑ Yes	☐ No		12. Did all samples arrive in the proper containers for each test and/or in good condition (unbroken, lids on, etc.)?
☑ Yes	☐ No		13. Was adequate sample volume available?
☑ Yes	☐ No		14. Were all samples received within ½ the holding time or 48 hours, whichever comes first?
☐ Yes	☑ No		15. Were any samples containers missing/excess (circle one) samples Not listed on COC?
☐ Yes	☐ No	☑ NA	16. For VOA and RSK-175 samples, were bubbles present >"pea-size" (¼"or 6mm in diameter) in any of the VOA vials?
☐ Yes	☐ No	☑ NA	17. Were all DRO/metals/nutrient samples received at a pH of < 2?
☐ Yes	☐ No	☑ NA	18. Were all cyanide samples received at a pH > 12 and sulfide samples received at a pH > 9?
☐ Yes	☐ No	☐ NA	19. Were all applicable NH_3/TKN/cyanide/phenol/625 (< 0.5mg/L) samples free of residual chlorine?
☐ Yes	☐ No	☑ NA	20. Were client remarks/requests (i.e. requested dilutions, MS/MSD designations, etc...) correctly transcribed from the COC into the comment section in LIMS?
☐ Yes	☑ No		21. Was the quote number listed on the container label? If yes, Quote # NA

Sample Preservation (Must be completed for any sample(s) incorrectly preserved or with headspace.)

Sample(s) NA were received incorrectly preserved and were adjusted accordingly in sample receiving with NA mL of circle one: H_2SO_4, HNO_3, HCl, NaOH using SR # NA. Time of preservation NA. If more than one preservative is needed, please note in the comments below.

Sample(s) NA were received with bubbles >6 mm in diameter.

Samples(s) NA were received with TRC > 0.5 mg/L (If #19 is *no*) and were adjusted accordingly in sample receiving with sodium thiosulfate ($Na_2S_2O_3$) with Shealy ID: NA.

SR barcode labels applied by: JSH Date: 08/18/2020

Comments:

Pace Analytical Services, LLC
9800 Kincey Ave. Suite 100
Huntersville, NC 28078
(704)875-9092

August 31, 2020

Andrew Street
Apex Companies - NC
5900 Northwoods Business Pkwy
Suite 5900-0
Charlotte, NC 28269

RE: Project: 2020-L1-2448 Incident
Pace Project No.: 92491361

Dear Andrew Street:

Enclosed are the analytical results for sample(s) received by the laboratory on August 17, 2020. The results relate only to the samples included in this report. Results reported herein conform to the applicable TNI/NELAC Standards and the laboratory's Quality Manual, where applicable, unless otherwise noted in the body of the report.

The test results provided in this final report were generated by each of the following laboratories within the Pace Network:

- Pace Analytical Services - Asheville
- Pace Analytical Services - Charlotte

If you have any questions concerning this report, please feel free to contact me.

Sincerely,

Angela M. Baioni

Angela Baioni
angela.baioni@pacelabs.com
(704)875-9092
Project Manager

Enclosures

cc: J Culbreath, Colonial Pipeline Company
Robert Hughes, Colonial Pipeline
Margaret King, APEX Companies, LLC
Emily Little, Apex Companies
Jeff Morrison, Colonial Pipeline Company
Tom Naumann, APEX Companies - NC
Joe Nicolette, Montrose-EPS
Christopher Schultz, Apex Companies
J Tate, Colonial Pipeline Company
Alex Testoff, Montrose-EPS
Michael Verdon, Colonial Pipeline Company
JM Wyatt, Colonial Pipeline Company

REPORT OF LABORATORY ANALYSIS

This report shall not be reproduced, except in full,
without the written consent of Pace Analytical Services, LLC.

Pace Analytical Services, LLC
9800 Kincey Ave. Suite 100
Huntersville, NC 28078
(704)875-9092

CERTIFICATIONS

Project: 2020-L1-2448 Incident
Pace Project No.: 92491361

Pace Analytical Services Charlotte
9800 Kincey Ave. Ste 100, Huntersville, NC 28078
Louisiana/NELAP Certification # LA170028
North Carolina Drinking Water Certification #: 37706
North Carolina Field Services Certification #: 5342
North Carolina Wastewater Certification #: 12
South Carolina Certification #: 99006001
Florida/NELAP Certification #: E87627
Kentucky UST Certification #: 84
Virginia/VELAP Certification #: 460221

Pace Analytical Services Asheville
2225 Riverside Drive, Asheville, NC 28804
Florida/NELAP Certification #: E87648
Massachusetts Certification #: M-NC030
North Carolina Drinking Water Certification #: 37712
North Carolina Wastewater Certification #: 40
South Carolina Certification #: 99030001
Virginia/VELAP Certification #: 460222

This report shall not be reproduced, except in full,
without the written consent of Pace Analytical Services, LLC.

Pace Analytical Services, LLC
9800 Kincey Ave. Suite 100
Huntersville, NC 28078
(704)875-9092

SAMPLE ANALYTE COUNT

Project: 2020-L1-2448 Incident
Pace Project No.: 92491361

Lab ID	Sample ID	Method	Analysts	Analytes Reported	Laboratory
92491152003	**14024_SIMS_RD**	EPA 6010D	SH1	1	PASI-A
		SM 6200B	CL	63	PASI-C

PASI-A = Pace Analytical Services - Asheville
PASI-C = Pace Analytical Services - Charlotte

This report shall not be reproduced, except in full,
without the written consent of Pace Analytical Services, LLC.

Pace Analytical Services, LLC
9800 Kincey Ave. Suite 100
Huntersville, NC 28078
(704)875-9092

ANALYTICAL RESULTS

Project: 2020-L1-2448 Incident
Pace Project No.: 92491361

Sample: 14024_SIMS_RD **Lab ID: 92491152003** Collected: 08/17/20 11:30 Received: 08/17/20 16:25 Matrix: Water

Parameters	Results	Units	Report Limit	DF	Prepared	Analyzed	CAS No.	Qual
6010 MET ICP	Analytical Method: EPA 6010D Preparation Method: EPA 3010A Pace Analytical Services - Asheville							
Lead	ND	ug/L	5.0	1	08/18/20 02:11	08/18/20 09:00	7439-92-1	
6200B MSV	Analytical Method: SM 6200B Pace Analytical Services - Charlotte							
Benzene	ND	ug/L	0.50	1		08/18/20 09:25	71-43-2	
Bromobenzene	ND	ug/L	0.50	1		08/18/20 09:25	108-86-1	
Bromochloromethane	ND	ug/L	0.50	1		08/18/20 09:25	74-97-5	
Bromodichloromethane	ND	ug/L	0.50	1		08/18/20 09:25	75-27-4	
Bromoform	ND	ug/L	0.50	1		08/18/20 09:25	75-25-2	
Bromomethane	ND	ug/L	5.0	1		08/18/20 09:25	74-83-9	
n-Butylbenzene	ND	ug/L	0.50	1		08/18/20 09:25	104-51-8	
sec-Butylbenzene	ND	ug/L	0.50	1		08/18/20 09:25	135-98-8	
tert-Butylbenzene	ND	ug/L	0.50	1		08/18/20 09:25	98-06-6	
Carbon tetrachloride	ND	ug/L	0.50	1		08/18/20 09:25	56-23-5	
Chlorobenzene	ND	ug/L	0.50	1		08/18/20 09:25	108-90-7	
Chloroethane	ND	ug/L	1.0	1		08/18/20 09:25	75-00-3	
Chloroform	ND	ug/L	0.50	1		08/18/20 09:25	67-66-3	
Chloromethane	ND	ug/L	1.0	1		08/18/20 09:25	74-87-3	
2-Chlorotoluene	ND	ug/L	0.50	1		08/18/20 09:25	95-49-8	
4-Chlorotoluene	ND	ug/L	0.50	1		08/18/20 09:25	106-43-4	
1,2-Dibromo-3-chloropropane	ND	ug/L	1.0	1		08/18/20 09:25	96-12-8	
Dibromochloromethane	ND	ug/L	0.50	1		08/18/20 09:25	124-48-1	
1,2-Dibromoethane (EDB)	ND	ug/L	0.50	1		08/18/20 09:25	106-93-4	
Dibromomethane	ND	ug/L	0.50	1		08/18/20 09:25	74-95-3	
1,2-Dichlorobenzene	ND	ug/L	0.50	1		08/18/20 09:25	95-50-1	
1,3-Dichlorobenzene	ND	ug/L	0.50	1		08/18/20 09:25	541-73-1	
1,4-Dichlorobenzene	ND	ug/L	0.50	1		08/18/20 09:25	106-46-7	
Dichlorodifluoromethane	ND	ug/L	0.50	1		08/18/20 09:25	75-71-8	
1,1-Dichloroethane	ND	ug/L	0.50	1		08/18/20 09:25	75-34-3	
1,2-Dichloroethane	ND	ug/L	0.50	1		08/18/20 09:25	107-06-2	
1,1-Dichloroethene	ND	ug/L	0.50	1		08/18/20 09:25	75-35-4	
cis-1,2-Dichloroethene	ND	ug/L	0.50	1		08/18/20 09:25	156-59-2	
trans-1,2-Dichloroethene	ND	ug/L	0.50	1		08/18/20 09:25	156-60-5	
1,2-Dichloropropane	ND	ug/L	0.50	1		08/18/20 09:25	78-87-5	
1,3-Dichloropropane	ND	ug/L	0.50	1		08/18/20 09:25	142-28-9	
2,2-Dichloropropane	ND	ug/L	0.50	1		08/18/20 09:25	594-20-7	
1,1-Dichloropropene	ND	ug/L	0.50	1		08/18/20 09:25	563-58-6	
cis-1,3-Dichloropropene	ND	ug/L	0.50	1		08/18/20 09:25	10061-01-5	
trans-1,3-Dichloropropene	ND	ug/L	0.50	1		08/18/20 09:25	10061-02-6	
Diisopropyl ether	ND	ug/L	0.50	1		08/18/20 09:25	108-20-3	
Ethylbenzene	ND	ug/L	0.50	1		08/18/20 09:25	100-41-4	
Hexachloro-1,3-butadiene	ND	ug/L	2.0	1		08/18/20 09:25	87-68-3	
Isopropylbenzene (Cumene)	ND	ug/L	0.50	1		08/18/20 09:25	98-82-8	
Methylene Chloride	ND	ug/L	2.0	1		08/18/20 09:25	75-09-2	
Methyl-tert-butyl ether	ND	ug/L	0.50	1		08/18/20 09:25	1634-04-4	
Naphthalene	ND	ug/L	2.0	1		08/18/20 09:25	91-20-3	

REPORT OF LABORATORY ANALYSIS

This report shall not be reproduced, except in full,
without the written consent of Pace Analytical Services, LLC.

Pace Analytical Services, LLC
9800 Kincey Ave. Suite 100
Huntersville, NC 28078
(704)875-9092

ANALYTICAL RESULTS

Project: 2020-L1-2448 Incident
Pace Project No.: 92491361

Sample: 14024_SIMS_RD **Lab ID: 92491152003** Collected: 08/17/20 11:30 Received: 08/17/20 16:25 Matrix: Water

Parameters	Results	Units	Report Limit	DF	Prepared	Analyzed	CAS No.	Qual
6200B MSV	Analytical Method: SM 6200B Pace Analytical Services - Charlotte							
n-Propylbenzene	ND	ug/L	0.50	1		08/18/20 09:25	103-65-1	
Styrene	ND	ug/L	0.50	1		08/18/20 09:25	100-42-5	
1,1,1,2-Tetrachloroethane	ND	ug/L	0.50	1		08/18/20 09:25	630-20-6	
1,1,2,2-Tetrachloroethane	ND	ug/L	0.50	1		08/18/20 09:25	79-34-5	
Tetrachloroethene	ND	ug/L	0.50	1		08/18/20 09:25	127-18-4	
Toluene	ND	ug/L	0.50	1		08/18/20 09:25	108-88-3	
1,2,3-Trichlorobenzene	ND	ug/L	2.0	1		08/18/20 09:25	87-61-6	
1,2,4-Trichlorobenzene	ND	ug/L	2.0	1		08/18/20 09:25	120-82-1	
1,1,1-Trichloroethane	ND	ug/L	0.50	1		08/18/20 09:25	71-55-6	
1,1,2-Trichloroethane	ND	ug/L	0.50	1		08/18/20 09:25	79-00-5	
Trichloroethene	ND	ug/L	0.50	1		08/18/20 09:25	79-01-6	
Trichlorofluoromethane	ND	ug/L	1.0	1		08/18/20 09:25	75-69-4	
1,2,3-Trichloropropane	ND	ug/L	0.50	1		08/18/20 09:25	96-18-4	
1,2,4-Trimethylbenzene	ND	ug/L	0.50	1		08/18/20 09:25	95-63-6	
1,3,5-Trimethylbenzene	ND	ug/L	0.50	1		08/18/20 09:25	108-67-8	
Vinyl chloride	ND	ug/L	1.0	1		08/18/20 09:25	75-01-4	
m&p-Xylene	ND	ug/L	1.0	1		08/18/20 09:25	179601-23-1	
o-Xylene	ND	ug/L	0.50	1		08/18/20 09:25	95-47-6	
Surrogates								
1,2-Dichloroethane-d4 (S)	93	%	70-130	1		08/18/20 09:25	17060-07-0	
4-Bromofluorobenzene (S)	102	%	70-130	1		08/18/20 09:25	460-00-4	
Toluene-d8 (S)	104	%	70-130	1		08/18/20 09:25	2037-26-5	

REPORT OF LABORATORY ANALYSIS

This report shall not be reproduced, except in full,
without the written consent of Pace Analytical Services, LLC.

Pace Analytical Services, LLC
9800 Kincey Ave. Suite 100
Huntersville, NC 28078
(704)875-9092

QUALITY CONTROL DATA

Project: 2020-L1-2448 Incident
Pace Project No.: 92491361

QC Batch: 560534
QC Batch Method: EPA 3010A
Analysis Method: EPA 6010D
Analysis Description: 6010 MET
Laboratory: Pace Analytical Services - Asheville
Associated Lab Samples: 92491152003

METHOD BLANK: 2973976 Matrix: Water
Associated Lab Samples: 92491152003

Parameter	Units	Blank Result	Reporting Limit	Analyzed	Qualifiers
Lead	ug/L	ND	5.0	08/18/20 08:38	

LABORATORY CONTROL SAMPLE: 2973977

Parameter	Units	Spike Conc.	LCS Result	LCS % Rec	% Rec Limits	Qualifiers
Lead	ug/L	500	504	101	80-120	

MATRIX SPIKE & MATRIX SPIKE DUPLICATE: 2973978 2973979

Parameter	Units	92491152001 Result	MS Spike Conc.	MSD Spike Conc.	MS Result	MSD Result	MS % Rec	MSD % Rec	% Rec Limits	RPD	Qual
Lead	ug/L	ND	500	500	529	523	106	105	75-125	1	

Results presented on this page are in the units indicated by the "Units" column except where an alternate unit is presented to the right of the result.

REPORT OF LABORATORY ANALYSIS

This report shall not be reproduced, except in full,
without the written consent of Pace Analytical Services, LLC.

Pace Analytical Services, LLC
9800 Kincey Ave. Suite 100
Huntersville, NC 28078
(704)875-9092

QUALITY CONTROL DATA

Project: 2020-L1-2448 Incident
Pace Project No.: 92491361

QC Batch: 560564
QC Batch Method: SM 6200B
Analysis Method: SM 6200B
Analysis Description: 6200B MSV
Laboratory: Pace Analytical Services - Charlotte

Associated Lab Samples: 92491152003

METHOD BLANK: 2974036 Matrix: Water
Associated Lab Samples: 92491152003

Parameter	Units	Blank Result	Reporting Limit	Analyzed	Qualifiers
1,1,1,2-Tetrachloroethane	ug/L	ND	0.50	08/18/20 01:52	
1,1,1-Trichloroethane	ug/L	ND	0.50	08/18/20 01:52	
1,1,2,2-Tetrachloroethane	ug/L	ND	0.50	08/18/20 01:52	
1,1,2-Trichloroethane	ug/L	ND	0.50	08/18/20 01:52	
1,1-Dichloroethane	ug/L	ND	0.50	08/18/20 01:52	
1,1-Dichloroethene	ug/L	ND	0.50	08/18/20 01:52	
1,1-Dichloropropene	ug/L	ND	0.50	08/18/20 01:52	
1,2,3-Trichlorobenzene	ug/L	ND	2.0	08/18/20 01:52	
1,2,3-Trichloropropane	ug/L	ND	0.50	08/18/20 01:52	
1,2,4-Trichlorobenzene	ug/L	ND	2.0	08/18/20 01:52	
1,2,4-Trimethylbenzene	ug/L	ND	0.50	08/18/20 01:52	
1,2-Dibromo-3-chloropropane	ug/L	ND	1.0	08/18/20 01:52	
1,2-Dibromoethane (EDB)	ug/L	ND	0.50	08/18/20 01:52	
1,2-Dichlorobenzene	ug/L	ND	0.50	08/18/20 01:52	
1,2-Dichloroethane	ug/L	ND	0.50	08/18/20 01:52	
1,2-Dichloropropane	ug/L	ND	0.50	08/18/20 01:52	
1,3,5-Trimethylbenzene	ug/L	ND	0.50	08/18/20 01:52	
1,3-Dichlorobenzene	ug/L	ND	0.50	08/18/20 01:52	
1,3-Dichloropropane	ug/L	ND	0.50	08/18/20 01:52	
1,4-Dichlorobenzene	ug/L	ND	0.50	08/18/20 01:52	
2,2-Dichloropropane	ug/L	ND	0.50	08/18/20 01:52	
2-Chlorotoluene	ug/L	ND	0.50	08/18/20 01:52	
4-Chlorotoluene	ug/L	ND	0.50	08/18/20 01:52	
Benzene	ug/L	ND	0.50	08/18/20 01:52	
Bromobenzene	ug/L	ND	0.50	08/18/20 01:52	
Bromochloromethane	ug/L	ND	0.50	08/18/20 01:52	
Bromodichloromethane	ug/L	ND	0.50	08/18/20 01:52	
Bromoform	ug/L	ND	0.50	08/18/20 01:52	
Bromomethane	ug/L	ND	5.0	08/18/20 01:52	
Carbon tetrachloride	ug/L	ND	0.50	08/18/20 01:52	
Chlorobenzene	ug/L	ND	0.50	08/18/20 01:52	
Chloroethane	ug/L	ND	1.0	08/18/20 01:52	
Chloroform	ug/L	ND	0.50	08/18/20 01:52	
Chloromethane	ug/L	ND	1.0	08/18/20 01:52	
cis-1,2-Dichloroethene	ug/L	ND	0.50	08/18/20 01:52	
cis-1,3-Dichloropropene	ug/L	ND	0.50	08/18/20 01:52	
Dibromochloromethane	ug/L	ND	0.50	08/18/20 01:52	
Dibromomethane	ug/L	ND	0.50	08/18/20 01:52	
Dichlorodifluoromethane	ug/L	ND	0.50	08/18/20 01:52	
Diisopropyl ether	ug/L	ND	0.50	08/18/20 01:52	

Results presented on this page are in the units indicated by the "Units" column except where an alternate unit is presented to the right of the result.

REPORT OF LABORATORY ANALYSIS

This report shall not be reproduced, except in full,
without the written consent of Pace Analytical Services, LLC.

Pace Analytical Services, LLC
9800 Kincey Ave. Suite 100
Huntersville, NC 28078
(704)875-9092

QUALITY CONTROL DATA

Project: 2020-L1-2448 Incident
Pace Project No.: 92491361

METHOD BLANK: 2974036 Matrix: Water
Associated Lab Samples: 92491152003

Parameter	Units	Blank Result	Reporting Limit	Analyzed	Qualifiers
Ethylbenzene	ug/L	ND	0.50	08/18/20 01:52	
Hexachloro-1,3-butadiene	ug/L	ND	2.0	08/18/20 01:52	
Isopropylbenzene (Cumene)	ug/L	ND	0.50	08/18/20 01:52	
m&p-Xylene	ug/L	ND	1.0	08/18/20 01:52	
Methyl-tert-butyl ether	ug/L	ND	0.50	08/18/20 01:52	
Methylene Chloride	ug/L	ND	2.0	08/18/20 01:52	
n-Butylbenzene	ug/L	ND	0.50	08/18/20 01:52	
n-Propylbenzene	ug/L	ND	0.50	08/18/20 01:52	
Naphthalene	ug/L	ND	2.0	08/18/20 01:52	
o-Xylene	ug/L	ND	0.50	08/18/20 01:52	
sec-Butylbenzene	ug/L	ND	0.50	08/18/20 01:52	
Styrene	ug/L	ND	0.50	08/18/20 01:52	
tert-Butylbenzene	ug/L	ND	0.50	08/18/20 01:52	
Tetrachloroethene	ug/L	ND	0.50	08/18/20 01:52	
Toluene	ug/L	ND	0.50	08/18/20 01:52	
trans-1,2-Dichloroethene	ug/L	ND	0.50	08/18/20 01:52	
trans-1,3-Dichloropropene	ug/L	ND	0.50	08/18/20 01:52	
Trichloroethene	ug/L	ND	0.50	08/18/20 01:52	
Trichlorofluoromethane	ug/L	ND	1.0	08/18/20 01:52	
Vinyl chloride	ug/L	ND	1.0	08/18/20 01:52	
1,2-Dichloroethane-d4 (S)	%	91	70-130	08/18/20 01:52	
4-Bromofluorobenzene (S)	%	104	70-130	08/18/20 01:52	
Toluene-d8 (S)	%	105	70-130	08/18/20 01:52	

LABORATORY CONTROL SAMPLE: 2974037

Parameter	Units	Spike Conc.	LCS Result	LCS % Rec	% Rec Limits	Qualifiers
1,1,1,2-Tetrachloroethane	ug/L	50	54.4	109	60-140	
1,1,1-Trichloroethane	ug/L	50	53.0	106	60-140	
1,1,2,2-Tetrachloroethane	ug/L	50	51.8	104	60-140	
1,1,2-Trichloroethane	ug/L	50	54.6	109	60-140	
1,1-Dichloroethane	ug/L	50	52.1	104	60-140	
1,1-Dichloroethene	ug/L	50	52.3	105	60-140	
1,1-Dichloropropene	ug/L	50	57.0	114	60-140	
1,2,3-Trichlorobenzene	ug/L	50	47.9	96	60-140	
1,2,3-Trichloropropane	ug/L	50	49.8	100	60-140	
1,2,4-Trichlorobenzene	ug/L	50	48.6	97	60-140	
1,2,4-Trimethylbenzene	ug/L	50	51.4	103	60-140	
1,2-Dibromo-3-chloropropane	ug/L	50	52.4	105	60-140	
1,2-Dibromoethane (EDB)	ug/L	50	57.1	114	60-140	
1,2-Dichlorobenzene	ug/L	50	52.1	104	60-140	
1,2-Dichloroethane	ug/L	50	46.5	93	60-140	
1,2-Dichloropropane	ug/L	50	57.9	116	60-140	
1,3,5-Trimethylbenzene	ug/L	50	52.1	104	60-140	

Results presented on this page are in the units indicated by the "Units" column except where an alternate unit is presented to the right of the result.

REPORT OF LABORATORY ANALYSIS

This report shall not be reproduced, except in full,
without the written consent of Pace Analytical Services, LLC.

Pace Analytical Services, LLC
9800 Kincey Ave. Suite 100
Huntersville, NC 28078
(704)875-9092

QUALITY CONTROL DATA

Project: 2020-L1-2448 Incident
Pace Project No.: 92491361

LABORATORY CONTROL SAMPLE: 2974037

Parameter	Units	Spike Conc.	LCS Result	LCS % Rec	% Rec Limits	Qualifiers
1,3-Dichlorobenzene	ug/L	50	52.1	104	60-140	
1,3-Dichloropropane	ug/L	50	56.5	113	60-140	
1,4-Dichlorobenzene	ug/L	50	50.1	100	60-140	
2,2-Dichloropropane	ug/L	50	51.9	104	60-140	
2-Chlorotoluene	ug/L	50	51.8	104	60-140	
4-Chlorotoluene	ug/L	50	50.2	100	60-140	
Benzene	ug/L	50	53.0	106	60-140	
Bromobenzene	ug/L	50	49.9	100	60-140	
Bromochloromethane	ug/L	50	54.3	109	60-140	
Bromodichloromethane	ug/L	50	49.8	100	60-140	
Bromoform	ug/L	50	55.0	110	60-140	
Bromomethane	ug/L	50	63.2	126	60-140	
Carbon tetrachloride	ug/L	50	53.0	106	60-140	
Chlorobenzene	ug/L	50	50.2	100	60-140	
Chloroethane	ug/L	50	50.4	101	60-140	
Chloroform	ug/L	50	49.9	100	60-140	
Chloromethane	ug/L	50	45.3	91	60-140	
cis-1,2-Dichloroethene	ug/L	50	52.7	105	60-140	
cis-1,3-Dichloropropene	ug/L	50	61.7	123	60-140	
Dibromochloromethane	ug/L	50	57.8	116	60-140	
Dibromomethane	ug/L	50	52.5	105	60-140	
Dichlorodifluoromethane	ug/L	50	43.1	86	60-140	
Diisopropyl ether	ug/L	50	57.1	114	60-140	
Ethylbenzene	ug/L	50	50.1	100	60-140	
Hexachloro-1,3-butadiene	ug/L	50	46.6	93	60-140	
Isopropylbenzene (Cumene)	ug/L	50	51.1	102	60-140	
m&p-Xylene	ug/L	100	101	101	60-140	
Methyl-tert-butyl ether	ug/L	50	60.2	120	60-140	
Methylene Chloride	ug/L	50	48.5	97	60-140	
n-Butylbenzene	ug/L	50	49.6	99	60-140	
n-Propylbenzene	ug/L	50	50.4	101	60-140	
Naphthalene	ug/L	50	47.9	96	60-140	
o-Xylene	ug/L	50	51.7	103	60-140	
sec-Butylbenzene	ug/L	50	50.7	101	60-140	
Styrene	ug/L	50	53.7	107	60-140	
tert-Butylbenzene	ug/L	50	44.0	88	60-140	
Tetrachloroethene	ug/L	50	51.3	103	60-140	
Toluene	ug/L	50	48.8	98	60-140	
trans-1,2-Dichloroethene	ug/L	50	50.0	100	60-140	
trans-1,3-Dichloropropene	ug/L	50	56.6	113	60-140	
Trichloroethene	ug/L	50	56.3	113	60-140	
Trichlorofluoromethane	ug/L	50	42.9	86	60-140	
Vinyl chloride	ug/L	50	48.1	96	60-140	
1,2-Dichloroethane-d4 (S)	%			99	70-130	
4-Bromofluorobenzene (S)	%			98	70-130	
Toluene-d8 (S)	%			98	70-130	

Results presented on this page are in the units indicated by the "Units" column except where an alternate unit is presented to the right of the result.

REPORT OF LABORATORY ANALYSIS

This report shall not be reproduced, except in full,
without the written consent of Pace Analytical Services, LLC.

Pace Analytical Services, LLC
9800 Kincey Ave. Suite 100
Huntersville, NC 28078
(704)875-9092

QUALITY CONTROL DATA

Project: 2020-L1-2448 Incident
Pace Project No.: 92491361

MATRIX SPIKE & MATRIX SPIKE DUPLICATE: 2974038 2974039

Parameter	Units	92491152001 Result	MS Spike Conc.	MSD Spike Conc.	MS Result	MSD Result	MS % Rec	MSD % Rec	% Rec Limits	RPD	Qual
1,1,1,2-Tetrachloroethane	ug/L	ND	20	20	20.9	21.7	104	109	60-140	4	
1,1,1-Trichloroethane	ug/L	ND	20	20	22.5	22.6	112	113	60-140	1	
1,1,2,2-Tetrachloroethane	ug/L	ND	20	20	19.1	20.4	96	102	60-140	6	
1,1,2-Trichloroethane	ug/L	ND	20	20	20.0	21.0	100	105	60-140	5	
1,1-Dichloroethane	ug/L	ND	20	20	20.9	21.5	105	108	60-140	3	
1,1-Dichloroethene	ug/L	ND	20	20	22.2	22.7	111	114	60-140	2	
1,1-Dichloropropene	ug/L	ND	20	20	21.5	22.1	108	111	60-140	3	
1,2,3-Trichlorobenzene	ug/L	ND	20	20	14.1	14.1	67	66	60-140	0	
1,2,3-Trichloropropane	ug/L	ND	20	20	19.1	20.6	95	103	60-140	8	
1,2,4-Trichlorobenzene	ug/L	ND	20	20	15.4	15.7	69	71	60-140	2	
1,2,4-Trimethylbenzene	ug/L	ND	20	20	20.4	20.5	102	102	60-140	0	
1,2-Dibromo-3-chloropropane	ug/L	ND	20	20	18.5	19.8	92	99	60-140	7	
1,2-Dibromoethane (EDB)	ug/L	ND	20	20	19.6	22.1	98	111	60-140	12	
1,2-Dichlorobenzene	ug/L	ND	20	20	18.8	19.1	94	95	60-140	2	
1,2-Dichloroethane	ug/L	ND	20	20	19.1	20.0	96	100	60-140	4	
1,2-Dichloropropane	ug/L	ND	20	20	20.9	20.9	105	105	60-140	0	
1,3,5-Trimethylbenzene	ug/L	ND	20	20	21.1	21.3	105	107	60-140	1	
1,3-Dichlorobenzene	ug/L	ND	20	20	19.2	19.7	96	99	60-140	2	
1,3-Dichloropropane	ug/L	ND	20	20	20.5	20.4	102	102	60-140	0	
1,4-Dichlorobenzene	ug/L	ND	20	20	18.9	19.5	94	98	60-140	3	
2,2-Dichloropropane	ug/L	ND	20	20	23.2	23.8	116	119	60-140	3	
2-Chlorotoluene	ug/L	ND	20	20	21.2	21.1	106	106	60-140	0	
4-Chlorotoluene	ug/L	ND	20	20	20.4	20.7	102	104	60-140	2	
Benzene	ug/L	ND	20	20	20.8	21.5	104	107	60-140	3	
Bromobenzene	ug/L	ND	20	20	20.3	20.4	101	102	60-140	1	
Bromochloromethane	ug/L	ND	20	20	20.7	21.6	104	108	60-140	4	
Bromodichloromethane	ug/L	ND	20	20	18.8	20.1	94	100	60-140	6	
Bromoform	ug/L	ND	20	20	19.1	20.3	96	101	60-140	6	
Bromomethane	ug/L	ND	20	20	16.7	21.6	83	108	60-140	26	
Carbon tetrachloride	ug/L	ND	20	20	22.5	23.4	112	117	60-140	4	
Chlorobenzene	ug/L	ND	20	20	20.0	20.6	100	103	60-140	3	
Chloroethane	ug/L	ND	20	20	25.3	26.7	127	133	60-140	5	
Chloroform	ug/L	ND	20	20	21.4	21.2	107	106	60-140	1	
Chloromethane	ug/L	ND	20	20	16.2	16.2	81	81	60-140	0	
cis-1,2-Dichloroethene	ug/L	ND	20	20	20.3	21.3	101	107	60-140	5	
cis-1,3-Dichloropropene	ug/L	ND	20	20	21.8	22.6	109	113	60-140	4	
Dibromochloromethane	ug/L	ND	20	20	20.9	21.7	104	108	60-140	4	
Dibromomethane	ug/L	ND	20	20	20.1	21.7	100	109	60-140	8	
Dichlorodifluoromethane	ug/L	ND	20	20	20.6	20.6	103	103	60-140	0	
Diisopropyl ether	ug/L	ND	20	20	19.2	19.6	96	98	60-140	2	
Ethylbenzene	ug/L	ND	20	20	20.2	21.1	101	105	60-140	4	
Hexachloro-1,3-butadiene	ug/L	ND	20	20	17.5	17.8	87	89	60-140	2	
Isopropylbenzene (Cumene)	ug/L	ND	20	20	20.7	21.3	103	107	60-140	3	
m&p-Xylene	ug/L	ND	40	40	41.3	42.2	103	106	60-140	2	
Methyl-tert-butyl ether	ug/L	ND	20	20	20.8	21.6	104	108	60-140	3	
Methylene Chloride	ug/L	ND	20	20	19.1	19.0	95	95	60-140	0	

Results presented on this page are in the units indicated by the "Units" column except where an alternate unit is presented to the right of the result.

REPORT OF LABORATORY ANALYSIS

This report shall not be reproduced, except in full,
without the written consent of Pace Analytical Services, LLC.

Pace Analytical Services, LLC
9800 Kincey Ave. Suite 100
Huntersville, NC 28078
(704)875-9092

QUALITY CONTROL DATA

Project: 2020-L1-2448 Incident
Pace Project No.: 92491361

MATRIX SPIKE & MATRIX SPIKE DUPLICATE: 2974038 2974039

Parameter	Units	92491152001 Result	MS Spike Conc.	MSD Spike Conc.	MS Result	MSD Result	MS % Rec	MSD % Rec	% Rec Limits	RPD	Qual
n-Butylbenzene	ug/L	ND	20	20	20.0	20.0	100	100	60-140	0	
n-Propylbenzene	ug/L	ND	20	20	21.1	21.2	106	106	60-140	0	
Naphthalene	ug/L	ND	20	20	13.9	14.5	69	72	60-140	4	
o-Xylene	ug/L	ND	20	20	19.7	20.5	98	103	60-140	4	
sec-Butylbenzene	ug/L	ND	20	20	20.9	21.0	105	105	60-140	0	
Styrene	ug/L	ND	20	20	20.0	20.9	100	105	60-140	5	
tert-Butylbenzene	ug/L	ND	20	20	17.9	17.7	89	89	60-140	1	
Tetrachloroethene	ug/L	ND	20	20	20.4	21.2	102	106	60-140	4	
Toluene	ug/L	ND	20	20	20.8	21.5	104	108	60-140	4	
trans-1,2-Dichloroethene	ug/L	ND	20	20	21.9	22.3	110	111	60-140	1	
trans-1,3-Dichloropropene	ug/L	ND	20	20	21.2	22.0	106	110	60-140	4	
Trichloroethene	ug/L	ND	20	20	21.5	21.6	107	108	60-140	1	
Trichlorofluoromethane	ug/L	ND	20	20	22.6	22.5	113	112	60-140	1	
Vinyl chloride	ug/L	ND	20	20	19.8	20.2	99	101	60-140	2	
1,2-Dichloroethane-d4 (S)	%						104	106	70-130		
4-Bromofluorobenzene (S)	%						100	100	70-130		
Toluene-d8 (S)	%						99	100	70-130		

Results presented on this page are in the units indicated by the "Units" column except where an alternate unit is presented to the right of the result.

REPORT OF LABORATORY ANALYSIS

This report shall not be reproduced, except in full,
without the written consent of Pace Analytical Services, LLC.

Pace Analytical Services, LLC
9800 Kincey Ave. Suite 100
Huntersville, NC 28078
(704)875-9092

QUALIFIERS

Project: 2020-L1-2448 Incident
Pace Project No.: 92491361

DEFINITIONS

DF - Dilution Factor, if reported, represents the factor applied to the reported data due to dilution of the sample aliquot.

ND - Not Detected at or above adjusted reporting limit.

TNTC - Too Numerous To Count

J - Estimated concentration above the adjusted method detection limit and below the adjusted reporting limit.

MDL - Adjusted Method Detection Limit.

PQL - Practical Quantitation Limit.

RL - Reporting Limit - The lowest concentration value that meets project requirements for quantitative data with known precision and bias for a specific analyte in a specific matrix.

S - Surrogate

1,2-Diphenylhydrazine decomposes to and cannot be separated from Azobenzene using Method 8270. The result for each analyte is a combined concentration.

Consistent with EPA guidelines, unrounded data are displayed and have been used to calculate % recovery and RPD values.

LCS(D) - Laboratory Control Sample (Duplicate)

MS(D) - Matrix Spike (Duplicate)

DUP - Sample Duplicate

RPD - Relative Percent Difference

NC - Not Calculable.

SG - Silica Gel - Clean-Up

U - Indicates the compound was analyzed for, but not detected.

Acid preservation may not be appropriate for 2 Chloroethylvinyl ether.

A separate vial preserved to a pH of 4-5 is recommended in SW846 Chapter 4 for the analysis of Acrolein and Acrylonitrile by EPA Method 8260.

N-Nitrosodiphenylamine decomposes and cannot be separated from Diphenylamine using Method 8270. The result reported for each analyte is a combined concentration.

Pace Analytical is TNI accredited. Contact your Pace PM for the current list of accredited analytes.

TNI - The NELAC Institute.

This report shall not be reproduced, except in full,
without the written consent of Pace Analytical Services, LLC.

Pace Analytical Services, LLC
9800 Kincey Ave. Suite 100
Huntersville, NC 28078
(704)875-9092

QUALITY CONTROL DATA CROSS REFERENCE TABLE

Project: 2020-L1-2448 Incident
Pace Project No.: 92491361

Lab ID	Sample ID	QC Batch Method	QC Batch	Analytical Method	Analytical Batch
92491152003	**14024_SIMS_RD**	EPA 3010A	560534	EPA 6010D	560547
92491152003	**14024_SIMS_RD**	SM 6200B	560564		

This report shall not be reproduced, except in full,
without the written consent of Pace Analytical Services, LLC.

Pace Analytical

CHAIN-OF-CUSTODY Analytical Request Document

Chain-of-Custody is a LEGAL DOCUMENT - Complete all relevent fields

LAB U... Number or

WO# : 92491361

92491361

Conta...

Company: Apex Companies	Billing Information:
Address:	
Report To: Andrew Street	Email To: Emily Little / A. Street
Copy To:	Site Collection Info/Address: 14024 Sims Rd.
Customer Project Name/Number: Colonial Huntersville Release	State: NC County/City: Huntersville Time Zone Collected: [ ] PT [ ] MT [ ] CT [ ] ET
Phone: Email:	Site/Facility ID #: Compliance Monitoring? [ ] Yes [ ] No
Collected By (print): Gordon J O'Toole	Purchase Order #: Quote #: DW PWS ID #: DW Location Code:
Collected By (signature): [signature]	Turnaround Date Required: Immediately Packed on Ice: [X] Yes [ ] No
Sample Disposal: [ ] Dispose as appropriate [ ] Return [ ] Archive: [ ] Hold:	Rush: ASAP [✓] Same Day [✓] Next Day [ ] 2 Day [ ] 3 Day [ ] 4 Day [ ] 5 Day (Expedite Charges Apply) Field Filtered (if applicable): [ ] Yes [X] No Analysis:

** Preservative Types: (1) nitric acid, (2) sulfuric acid, (3) hydrochloric acid, (4) sodium hydroxide, (5) zinc acetate, (6) methanol, (7) sodium bisulfate, (8) sodium thiosulfate, (9) hexane, (A) ascorbic acid, (B) ammonium sulfate, (C) ammonium hydroxide, (D) TSP, (U) Unpreserved, (O) Other _____

* Matrix Codes (Insert in Matrix box below): Drinking Water (DW), Ground Water (GW), Wastewater (WW), Product (P), Soil/Solid (SL), Oil (OL), Wipe (WP), Air (AR), Tissue (TS), Bioassay (B), Vapor (V), Other (OT)

Analyses

Customer Sample ID	Matrix *	Comp / Grab	Collected (or Composite Start) Date	Collected (or Composite Start) Time	Composite End Date	Composite End Time	Res Cl	# of Ctns	VOCs SM 6200 B	MADEP VPH	Lead							
14024 Sims Rd.	WT	G			8-17-20	11:30		8	X	X	X							

Lab Profile/Line:

Lab Sample Receipt Checklist:

Custody Seals Present/Intact	Y N NA
Custody Signatures Present	Y N NA
Collector Signature Present	Y N NA
Bottles Intact	Y N NA
Correct Bottles	Y N NA
Sufficient Volume	Y N NA
Samples Received on Ice	Y N NA
VOA - Headspace Acceptable	Y N NA
USDA Regulated Soils	Y N NA
Samples in Holding Time	Y N NA
Residual Chlorine Present	Y N NA
Cl Strips:	
Sample pH Acceptable	Y N NA
pH Strips:	
Sulfide Present	Y N NA
Lead Acetate Strips:	

LAB USE ONLY:
Lab Sample # / Comments:

AMB 8-19-2020 ~~92491152~~ 92491361

AMB 8-19-2020 ~~003~~ 001

Customer Remarks / Special Conditions / Possible Hazards:

Type of Ice Used: Wet Blue Dry None

Packing Material Used:

Radchem sample(s) screened (<500 cpm): Y N NA

SHORT HOLDS PRESENT (<72 hours): Y N N/A

Lab Tracking #: 2538670

Samples received via: FEDEX UPS Client Courier Pace Courier

Lab Sample Temperature Info:
Temp Blank Received: Y N NA
Therm ID#: 927061
Cooler 1 Temp Upon Receipt: 2.6 oC
Cooler 1 Therm Corr. Factor: 0 oC
Cooler 1 Corrected Temp: 2.6 oC
Comments:

Relinquished by/Company: (Signature)	Date/Time:	Received by/Company: (Signature)	Date/Time:
[signature] / Apex	8/17/20 14:45	[signature] Pace	8-17-20 1625
Relinquished by/Company: (Signature)	Date/Time:	Received by/Company: (Signature)	Date/Time:
Relinquished by/Company: (Signature)	Date/Time:	Received by/Company: (Signature)	Date/Time:

MTJL LAB USE ONLY
Table #:
Acctnum:
Template:
Prelogin:
PM:
PB:

Trip Blank Received: Y N NA
HCL MeOH TSP Other

Non Conformance(s): YES / NO

Page: _____ of: _____

Report of Analysis

Pace Analytical Services, Inc.
9800 Kincey Avenue
Suite 100
Huntersville, NC 28078
Attention: Angela M. Baioni

Project Name: Colonial Huntersville Release

Project Number: 92491152

Lot Number:**VH19019**

Date Completed:08/19/2020

08/19/2020 5:09 PM
Approved and released by:
Project Manager II: **Cathy S. Dover**

The electronic signature above is the equivalent of a handwritten signature.
This report shall not be reproduced, except in its entirety, without the written approval of Pace Analytical Services, LLC.

Case Narrative
Pace Analytical Services, Inc.
Lot Number: VH19019

This Report of Analysis contains the analytical result(s) for the sample(s) listed on the Sample Summary following this Case Narrative. The sample receiving date is documented in the header information associated with each sample.

All results listed in this report relate only to the samples that are contained within this report.

Sample receipt, sample analysis, and data review have been performed in accordance with the most current approved NELAC standards, the Pace Analytical Services, LLC ("Pace") Quality Assurance Management Plan (QAMP), standard operating procedures (SOPs), and Pace policies. Any exceptions to the NELAC standards, the QAMP, SOPs or policies are qualified on the results page or discussed below.

If you have any questions regarding this report please contact the Pace Project Manager listed on the cover page.

Sample Summary

Pace Analytical Services, Inc.

Lot Number: VH19019

Project Name: Colonial Huntersville Release

Project Number: 92491152

Sample Number	Sample ID	Matrix	Date Sampled	Date Received
001	14024 SIMS RD	Aqueous	08/17/2020 1130	08/18/2020

(1 sample)

Detection Summary

Pace Analytical Services, Inc.

Lot Number: VH19019

Project Name: Colonial Huntersville Release

Project Number: 92491152

Sample	Sample ID	Matrix	Parameter	Method	Result	Q	Units	Page

(0 detections)

MADEP VPH (aliphatics)

Client: Pace Analytical Services, Inc. | Laboratory ID: VH19019-001
Description: 14024 SIMS RD | Matrix: Aqueous
Date Sampled: 08/17/2020 1130 | Project Name: Colonial Huntersville Release
Date Received: 08/18/2020 | Project Number: 92491152

Run	Prep Method	Analytical Method	Dilution	Analysis Date	Analyst	Prep Date	Batch
1	VPH	MADEP-VPH-18-2.1	1	08/18/2020 1431	ECB		64042

Parameter	CAS Number	Analytical Method	Result	Q	LOQ	Units	Run
C5 - C8 Aliphatics		MADEP-VPH-18-	ND		75	ug/L	1
C9 - C12 Aliphatics		MADEP-VPH-18-	ND		75	ug/L	1

Surrogate	Q	Run 1 % Recovery	Acceptance Limits
2,5-Dibromotoluene (FID)		102	70-130

LOQ = Limit of Quantitation
ND = Not detected at or above the LOQ
H = Out of holding time
B = Detected in the method blank
N = Recovery is out of criteria
W = Reported on wet weight basis
E = Quantitation of compound exceeded the calibration range
P = The RPD between two GC columns exceeds 40%

Pace Analytical Services, LLC *(formerly Shealy Environmental Services, Inc.)*
106 Vantage Point Drive West Columbia, SC 29172 (803) 791-9700 Fax (803) 791-9111 www.pacelabs.com

MADEP VPH (aromatics)

Client: Pace Analytical Services, Inc. | Laboratory ID: VH19019-001
Description: 14024 SIMS RD | Matrix: Aqueous
Date Sampled: 08/17/2020 1130 | Project Name: Colonial Huntersville Release
Date Received: 08/18/2020 | Project Number: 92491152

Run	Prep Method	Analytical Method	Dilution	Analysis Date	Analyst	Prep Date	Batch
1	VPH	MADEP-VPH-18-2.1	1	08/18/2020 1431	ECB		64043

Parameter	CAS Number	Analytical Method	Result	Q	LOQ	Units	Run
C9 - C10 Aromatics		MADEP-VPH-18-	ND		25	ug/L	1

Surrogate	Q	Run 1 % Recovery	Acceptance Limits
2,5-Dibromotoluene (PID)		102	70-130

LOQ = Limit of Quantitation
ND = Not detected at or above the LOQ
H = Out of holding time
B = Detected in the method blank
N = Recovery is out of criteria
W = Reported on wet weight basis
E = Quantitation of compound exceeded the calibration range
P = The RPD between two GC columns exceeds 40%

Pace Analytical Services, LLC *(formerly Shealy Environmental Services, Inc.)*
106 Vantage Point Drive West Columbia, SC 29172 (803) 791-9700 Fax (803) 791-9111 www.pacelabs.com

QC Summary

MADEP VPH (aliphatics) - MB

Sample ID: VQ64042-001
Batch: 64042
Analytical Method: MADEP-VPH-18-2.1

Matrix: Aqueous
Prep Method: VPH

Parameter	Result	Q	Dil	LOQ	Units	Analysis Date
C5 - C8 Aliphatics	ND		1	75	ug/L	08/18/2020 1125
C9 - C12 Aliphatics	ND		1	75	ug/L	08/18/2020 1125

Surrogate	Q	% Rec	Acceptance Limit
2,5-Dibromotoluene (FID)		100	70-130

LOQ = Limit of Quantitation
DL = Detection Limit
LOD = Limit of Detection

P = The RPD between two GC columns exceeds 40%
J = Estimated result < LOQ and ≥ DL
ND = Not detected at or above the LOQ

N = Recovery is out of criteria
+ = RPD is out of criteria

Note: Calculations are performed before rounding to avoid round-off errors in calculated results

MADEP VPH (aliphatics) - LCS

Sample ID: VQ64042-002
Batch: 64042
Analytical Method: MADEP-VPH-18-2.1

Matrix: Aqueous
Prep Method: VPH

Parameter	Spike Amount (ug/L)	Result (ug/L)	Q	Dil	% Rec	% Rec Limit	Analysis Date
C5 - C8 Aliphatics	150	130		1	87	70-130	08/18/2020 1028
C9 - C12 Aliphatics	180	150		1	83	70-130	08/18/2020 1028

Surrogate	Q	% Rec	Acceptance Limit
2,5-Dibromotoluene (FID)		84	70-130

LOQ = Limit of Quantitation
DL = Detection Limit
LOD = Limit of Detection

P = The RPD between two GC columns exceeds 40%
J = Estimated result < LOQ and ≥ DL
ND = Not detected at or above the LOQ

N = Recovery is out of criteria
+ = RPD is out of criteria

Note: Calculations are performed before rounding to avoid round-off errors in calculated results

MADEP VPH (aliphatics) - LCSD

Sample ID: VQ64042-003
Batch: 64042
Analytical Method: MADEP-VPH-18-2.1

Matrix: Aqueous
Prep Method: VPH

Parameter	Spike Amount (ug/L)	Result (ug/L)	Q	Dil	% Rec	% RPD	% Rec Limit	% RPD Limit	Analysis Date
C5 - C8 Aliphatics	150	140		1	92	5.2	70-130	25	08/18/2020 1057
C9 - C12 Aliphatics	180	160		1	89	7.0	70-130	25	08/18/2020 1057

Surrogate	Q	% Rec	Acceptance Limit
2,5-Dibromotoluene (FID)		90	70-130

LOQ = Limit of Quantitation
DL = Detection Limit
LOD = Limit of Detection

P = The RPD between two GC columns exceeds 40%
J = Estimated result < LOQ and ≥ DL
ND = Not detected at or above the LOQ

N = Recovery is out of criteria
+ = RPD is out of criteria

Note: Calculations are performed before rounding to avoid round-off errors in calculated results

MADEP VPH (aromatics) - MB

Sample ID: VQ64043-001
Batch: 64043
Analytical Method: MADEP-VPH-18-2.1

Matrix: Aqueous
Prep Method: VPH

Parameter	Result	Q	Dil	LOQ	Units	Analysis Date
C9 - C10 Aromatics	ND		1	25	ug/L	08/18/2020 1125

Surrogate	Q	% Rec	Acceptance Limit
2,5-Dibromotoluene (PID)		98	70-130

LOQ = Limit of Quantitation
DL = Detection Limit
LOD = Limit of Detection

P = The RPD between two GC columns exceeds 40%
J = Estimated result < LOQ and ≥ DL
ND = Not detected at or above the LOQ

N = Recovery is out of criteria
+ = RPD is out of criteria

Note: Calculations are performed before rounding to avoid round-off errors in calculated results

MADEP VPH (aromatics) - LCS

Sample ID: VQ64043-002
Batch: 64043
Analytical Method: MADEP-VPH-18-2.1

Matrix: Aqueous
Prep Method: VPH

Parameter	Spike Amount (ug/L)	Result (ug/L)	Q	Dil	% Rec	% Rec Limit	Analysis Date
C9 - C10 Aromatics	25	22		1	87	70-130	08/18/2020 1028

Surrogate	Q	% Rec	Acceptance Limit
2,5-Dibromotoluene (PID)		85	70-130

LOQ = Limit of Quantitation
DL = Detection Limit
LOD = Limit of Detection

P = The RPD between two GC columns exceeds 40%
J = Estimated result < LOQ and ≥ DL
ND = Not detected at or above the LOQ

N = Recovery is out of criteria
+ = RPD is out of criteria

Note: Calculations are performed before rounding to avoid round-off errors in calculated results

MADEP VPH (aromatics) - LCSD

Sample ID: VQ64043-003
Batch: 64043
Analytical Method: MADEP-VPH-18-2.1

Matrix: Aqueous
Prep Method: VPH

Parameter	Spike Amount (ug/L)	Result (ug/L)	Q	Dil	% Rec	% RPD	% Rec Limit	% RPD Limit	Analysis Date
C9 - C10 Aromatics	25	23		1	93	6.7	70-130	25	08/18/2020 1057

Surrogate	Q	% Rec	Acceptance Limit
2,5-Dibromotoluene (PID)		90	70-130

LOQ = Limit of Quantitation
DL = Detection Limit
LOD = Limit of Detection

P = The RPD between two GC columns exceeds 40%
J = Estimated result < LOQ and ≥ DL
ND = Not detected at or above the LOQ

N = Recovery is out of criteria
+ = RPD is out of criteria

Note: Calculations are performed before rounding to avoid round-off errors in calculated results

Chain of Custody

and

Miscellaneous Documents

Internal Transfer Chain of Custody

Pace Analytical
www.pacelabs.com

☐ Samples Pre-Logged into eCOC.

State Of Origin: NC

Cert. Needed: ☑ Yes ☐ No

Workorder: 92491152 Workorder Name: Colonial Huntersville Release

Owner Received Date: 8/17/2020 Results Requested By: 8/18/2020

Report To	Subcontract To
Angela Baioni Pace Analytical Charlotte 9800 Kincey Ave, Suite 100 Huntersville, NC 28078 Phone (704)875-9092	Pace Analytical West Columbia ~~166 Vantage Point Drive~~ West Columbia, SC 29172 Phone (803)791-9700

Item	Sample ID	Sample Type	Collect Date/Time	Lab ID	Matrix	Preserved Containers: HCl	NC VPH	Requested Analysis
1	13945 AC RD	PS	8/17/2020 13:40	92491152001	Water	3	X	VH18001 CSD
2	13923 AC RD	PS	8/17/2020 14:45	92491152002	Water	3	X	VH19015 CSD; VH19019 CSD
3	14021 SIMS RD	PS	8/17/2020 11:30	92491152003	Water	3	X	
4	13901 SIMS RD	PS	8/17/2020 10:25	92491152004	Water	3	X	VH19017 CSD; VH19021 CSD
5	13835 AC RD	PS	8/17/2020 15:40	92491152005	Water	3	X	
6	FD1 081720	PS	8/17/2020 00:00	92491152006	Water	3	X	
7	FIELD BLANK 1	PS	8/17/2020 11:55	92491152007	Water	3	X	
8	TRIP BLANK	PS	8/17/2020 00:00	92491152008	Water	1	X	

Transfers	Released By	Date/Time	Received By	Date/Time
1	FEDEX HVL 8/17/20	1800		
2				
3				8/18/2020

Comments:

Cooler Temperature on Receipt 4.7 °C | Custody Seal Y or N | Received on Ice (Y) or N | Samples Intact (Y) or N

***In order to maintain client confidentiality, location/name of the sampling site, sampler's name and signature may not be provided on this COC document. This chain of custody is considered complete as is since this information is available in the owner laboratory.

Pace Analytical Services, LLC (formerly Shealy Environmental Services, Inc.)
106 Vantage Point Drive West Columbia, SC 29172 (803) 791-9700 Fax (803) 791-9111 www.pacelabs.com

Shealy Environmental Services, Inc.
Document Number: ME001SC-14

Page 1 of 1
Effective Date: 8/2/2018

Sample Receipt Checklist (SRC)

Client: PACE

Cooler Inspected by/date: JSH / 08/18/2020 Lot #: VH18001 / VH18015 / VH18017 / VH18019 / VH18021

Means of receipt: ☐ SESI ☐ Client ☐ UPS ☐ FedEx ☑ Other: COURIER

☐ Yes	☑ No		1. Were custody seals present on the cooler?
☐ Yes	☐ No	☑ NA	2. If custody seals were present, were they intact and unbroken?

pH Strip ID: NA Chlorine Strip ID: NA Tested by: NA

Original temperature upon receipt / Derived (Corrected) temperature upon receipt %Solid Snap-Cup ID: NA

4.7 /4.7 °C NA /NA °C NA /NA °C NA /NA °C

Method: ☐ Temperature Blank ☑ Against Bottles IR Gun ID: 5 IR Gun Correction Factor: 0 °C

Method of coolant: ☑ Wet Ice ☐ Ice Packs ☐ Dry Ice ☐ None

☐ Yes	☐ No	☑ NA	3. If temperature of any cooler exceeded 6.0°C, was Project Manager Notified? PM was Notified by: phone / email / face-to-face (circle one).
☐ Yes	☐ No	☑ NA	4. Is the commercial courier's packing slip attached to this form?
☑ Yes	☐ No		5. Were proper custody procedures (relinquished/received) followed?
☑ Yes	☐ No		6. Were sample IDs listed on the COC?
☑ Yes	☐ No		7. Were sample IDs listed on all sample containers?
☑ Yes	☐ No		8. Was collection date & time listed on the COC?
☑ Yes	☐ No		9. Was collection date & time listed on all sample containers?
☑ Yes	☐ No		10. Did all container label information (ID, date, time) agree with the COC?
☑ Yes	☐ No		11. Were tests to be performed listed on the COC?
☑ Yes	☐ No		12. Did all samples arrive in the proper containers for each test and/or in good condition (unbroken, lids on, etc.)?
☑ Yes	☐ No		13. Was adequate sample volume available?
☑ Yes	☐ No		14. Were all samples received within ½ the holding time or 48 hours, whichever comes first?
☐ Yes	☑ No		15. Were any samples containers missing/excess (circle one) samples Not listed on COC?
☐ Yes	☐ No	☑ NA	16. For VOA and RSK-175 samples, were bubbles present >"pea-size" (¼"or 6mm in diameter) in any of the VOA vials?
☐ Yes	☐ No	☑ NA	17. Were all DRO/metals/nutrient samples received at a pH of < 2?
☐ Yes	☐ No	☑ NA	18. Were all cyanide samples received at a pH > 12 and sulfide samples received at a pH > 9?
☐ Yes	☐ No	☐ NA	19. Were all applicable NH_3/TKN/cyanide/phenol/625 (< 0.5mg/L) samples free of residual chlorine?
☐ Yes	☐ No	☑ NA	20. Were client remarks/requests (i.e. requested dilutions, MS/MSD designations, etc…) correctly transcribed from the COC into the comment section in LIMS?
☐ Yes	☑ No		21. Was the quote number listed on the container label? If yes, Quote # NA

Sample Preservation (Must be completed for any sample(s) incorrectly preserved or with headspace.)

Sample(s) NA were received incorrectly preserved and were adjusted accordingly in sample receiving with NA mL of circle one: H_2SO_4, HNO_3, HCl, NaOH using SR # NA

Time of preservation NA. If more than one preservative is needed, please note in the comments below.

Sample(s) NA were received with bubbles >6 mm in diameter.

Samples(s) NA were received with TRC > 0.5 mg/L (If #19 is *no*) and were adjusted accordingly in sample receiving with sodium thiosulfate ($Na_2S_2O_3$) with Shealy ID: NA.

SR barcode labels applied by: JSH Date: 08/18/2020

Comments:

Pace Analytical Services, LLC
9800 Kincey Ave. Suite 100
Huntersville, NC 28078
(704)875-9092

August 19, 2020

Andrew Street
Apex Companies - NC
5900 Northwoods Business Pkwy
Suite 5900-0
Charlotte, NC 28269

RE: Project: 2020-L1-2448 Incident
Pace Project No.: 92491363

Dear Andrew Street:

Enclosed are the analytical results for sample(s) received by the laboratory on August 17, 2020. The results relate only to the samples included in this report. Results reported herein conform to the applicable TNI/NELAC Standards and the laboratory's Quality Manual, where applicable, unless otherwise noted in the body of the report.

The test results provided in this final report were generated by each of the following laboratories within the Pace Network:

- Pace Analytical Services - Asheville
- Pace Analytical Services - Charlotte

If you have any questions concerning this report, please feel free to contact me.

Sincerely,

Angela M. Baioni

Angela Baioni
angela.baioni@pacelabs.com
(704)875-9092
Project Manager

Enclosures

cc: J Culbreath, Colonial Pipeline Company
Emily Little, Apex Companies
Jeff Morrison, Colonial Pipeline Company
J Tate, Colonial Pipeline Company
JM Wyatt, Colonial Pipeline Company

This report shall not be reproduced, except in full,
without the written consent of Pace Analytical Services, LLC.

Pace Analytical Services, LLC
9800 Kincey Ave. Suite 100
Huntersville, NC 28078
(704)875-9092

CERTIFICATIONS

Project: 2020-L1-2448 Incident
Pace Project No.: 92491363

Pace Analytical Services Charlotte
9800 Kincey Ave. Ste 100, Huntersville, NC 28078
Louisiana/NELAP Certification # LA170028
North Carolina Drinking Water Certification #: 37706
North Carolina Field Services Certification #: 5342
North Carolina Wastewater Certification #: 12
South Carolina Certification #: 99006001
Florida/NELAP Certification #: E87627
Kentucky UST Certification #: 84
Virginia/VELAP Certification #: 460221

Pace Analytical Services Asheville
2225 Riverside Drive, Asheville, NC 28804
Florida/NELAP Certification #: E87648
Massachusetts Certification #: M-NC030
North Carolina Drinking Water Certification #: 37712
North Carolina Wastewater Certification #: 40
South Carolina Certification #: 99030001
Virginia/VELAP Certification #: 460222

This report shall not be reproduced, except in full,
without the written consent of Pace Analytical Services, LLC.

Pace Analytical Services, LLC
9800 Kincey Ave. Suite 100
Huntersville, NC 28078
(704)875-9092

SAMPLE ANALYTE COUNT

Project: 2020-L1-2448 Incident
Pace Project No.: 92491363

Lab ID	Sample ID	Method	Analysts	Analytes Reported	Laboratory
92491152004	**13901 SIMS RD**	EPA 6010D	SH1	1	PASI-A
		SM 6200B	CL	63	PASI-C

PASI-A = Pace Analytical Services - Asheville
PASI-C = Pace Analytical Services - Charlotte

This report shall not be reproduced, except in full,
without the written consent of Pace Analytical Services, LLC.

Pace Analytical Services, LLC
9800 Kincey Ave. Suite 100
Huntersville, NC 28078
(704)875-9092

ANALYTICAL RESULTS

Project: 2020-L1-2448 Incident
Pace Project No.: 92491363

Sample: 13901 SIMS RD **Lab ID: 92491152004** Collected: 08/17/20 10:25 Received: 08/17/20 16:25 Matrix: Water

Parameters	Results	Units	Report Limit	DF	Prepared	Analyzed	CAS No.	Qual
6010 MET ICP	Analytical Method: EPA 6010D Preparation Method: EPA 3010A Pace Analytical Services - Asheville							
Lead	ND	ug/L	5.0	1	08/18/20 02:11	08/18/20 09:04	7439-92-1	
6200B MSV	Analytical Method: SM 6200B Pace Analytical Services - Charlotte							
Benzene	ND	ug/L	0.50	1		08/18/20 09:43	71-43-2	
Bromobenzene	ND	ug/L	0.50	1		08/18/20 09:43	108-86-1	
Bromochloromethane	ND	ug/L	0.50	1		08/18/20 09:43	74-97-5	
Bromodichloromethane	ND	ug/L	0.50	1		08/18/20 09:43	75-27-4	
Bromoform	ND	ug/L	0.50	1		08/18/20 09:43	75-25-2	
Bromomethane	ND	ug/L	5.0	1		08/18/20 09:43	74-83-9	
n-Butylbenzene	ND	ug/L	0.50	1		08/18/20 09:43	104-51-8	
sec-Butylbenzene	ND	ug/L	0.50	1		08/18/20 09:43	135-98-8	
tert-Butylbenzene	ND	ug/L	0.50	1		08/18/20 09:43	98-06-6	
Carbon tetrachloride	ND	ug/L	0.50	1		08/18/20 09:43	56-23-5	
Chlorobenzene	ND	ug/L	0.50	1		08/18/20 09:43	108-90-7	
Chloroethane	ND	ug/L	1.0	1		08/18/20 09:43	75-00-3	
Chloroform	ND	ug/L	0.50	1		08/18/20 09:43	67-66-3	
Chloromethane	ND	ug/L	1.0	1		08/18/20 09:43	74-87-3	
2-Chlorotoluene	ND	ug/L	0.50	1		08/18/20 09:43	95-49-8	
4-Chlorotoluene	ND	ug/L	0.50	1		08/18/20 09:43	106-43-4	
1,2-Dibromo-3-chloropropane	ND	ug/L	1.0	1		08/18/20 09:43	96-12-8	
Dibromochloromethane	ND	ug/L	0.50	1		08/18/20 09:43	124-48-1	
1,2-Dibromoethane (EDB)	ND	ug/L	0.50	1		08/18/20 09:43	106-93-4	
Dibromomethane	ND	ug/L	0.50	1		08/18/20 09:43	74-95-3	
1,2-Dichlorobenzene	ND	ug/L	0.50	1		08/18/20 09:43	95-50-1	
1,3-Dichlorobenzene	ND	ug/L	0.50	1		08/18/20 09:43	541-73-1	
1,4-Dichlorobenzene	ND	ug/L	0.50	1		08/18/20 09:43	106-46-7	
Dichlorodifluoromethane	ND	ug/L	0.50	1		08/18/20 09:43	75-71-8	
1,1-Dichloroethane	ND	ug/L	0.50	1		08/18/20 09:43	75-34-3	
1,2-Dichloroethane	ND	ug/L	0.50	1		08/18/20 09:43	107-06-2	
1,1-Dichloroethene	ND	ug/L	0.50	1		08/18/20 09:43	75-35-4	
cis-1,2-Dichloroethene	ND	ug/L	0.50	1		08/18/20 09:43	156-59-2	
trans-1,2-Dichloroethene	ND	ug/L	0.50	1		08/18/20 09:43	156-60-5	
1,2-Dichloropropane	ND	ug/L	0.50	1		08/18/20 09:43	78-87-5	
1,3-Dichloropropane	ND	ug/L	0.50	1		08/18/20 09:43	142-28-9	
2,2-Dichloropropane	ND	ug/L	0.50	1		08/18/20 09:43	594-20-7	
1,1-Dichloropropene	ND	ug/L	0.50	1		08/18/20 09:43	563-58-6	
cis-1,3-Dichloropropene	ND	ug/L	0.50	1		08/18/20 09:43	10061-01-5	
trans-1,3-Dichloropropene	ND	ug/L	0.50	1		08/18/20 09:43	10061-02-6	
Diisopropyl ether	ND	ug/L	0.50	1		08/18/20 09:43	108-20-3	
Ethylbenzene	ND	ug/L	0.50	1		08/18/20 09:43	100-41-4	
Hexachloro-1,3-butadiene	ND	ug/L	2.0	1		08/18/20 09:43	87-68-3	
Isopropylbenzene (Cumene)	ND	ug/L	0.50	1		08/18/20 09:43	98-82-8	
Methylene Chloride	ND	ug/L	2.0	1		08/18/20 09:43	75-09-2	
Methyl-tert-butyl ether	ND	ug/L	0.50	1		08/18/20 09:43	1634-04-4	
Naphthalene	ND	ug/L	2.0	1		08/18/20 09:43	91-20-3	

REPORT OF LABORATORY ANALYSIS

This report shall not be reproduced, except in full,
without the written consent of Pace Analytical Services, LLC.

Pace Analytical Services, LLC
9800 Kincey Ave. Suite 100
Huntersville, NC 28078
(704)875-9092

ANALYTICAL RESULTS

Project: 2020-L1-2448 Incident
Pace Project No.: 92491363

Sample: 13901 SIMS RD **Lab ID: 92491152004** Collected: 08/17/20 10:25 Received: 08/17/20 16:25 Matrix: Water

Parameters	Results	Units	Report Limit	DF	Prepared	Analyzed	CAS No.	Qual
6200B MSV	Analytical Method: SM 6200B Pace Analytical Services - Charlotte							
n-Propylbenzene	ND	ug/L	0.50	1		08/18/20 09:43	103-65-1	
Styrene	ND	ug/L	0.50	1		08/18/20 09:43	100-42-5	
1,1,1,2-Tetrachloroethane	ND	ug/L	0.50	1		08/18/20 09:43	630-20-6	
1,1,2,2-Tetrachloroethane	ND	ug/L	0.50	1		08/18/20 09:43	79-34-5	
Tetrachloroethene	ND	ug/L	0.50	1		08/18/20 09:43	127-18-4	
Toluene	ND	ug/L	0.50	1		08/18/20 09:43	108-88-3	
1,2,3-Trichlorobenzene	ND	ug/L	2.0	1		08/18/20 09:43	87-61-6	
1,2,4-Trichlorobenzene	ND	ug/L	2.0	1		08/18/20 09:43	120-82-1	
1,1,1-Trichloroethane	ND	ug/L	0.50	1		08/18/20 09:43	71-55-6	
1,1,2-Trichloroethane	ND	ug/L	0.50	1		08/18/20 09:43	79-00-5	
Trichloroethene	ND	ug/L	0.50	1		08/18/20 09:43	79-01-6	
Trichlorofluoromethane	ND	ug/L	1.0	1		08/18/20 09:43	75-69-4	
1,2,3-Trichloropropane	ND	ug/L	0.50	1		08/18/20 09:43	96-18-4	
1,2,4-Trimethylbenzene	ND	ug/L	0.50	1		08/18/20 09:43	95-63-6	
1,3,5-Trimethylbenzene	ND	ug/L	0.50	1		08/18/20 09:43	108-67-8	
Vinyl chloride	ND	ug/L	1.0	1		08/18/20 09:43	75-01-4	
m&p-Xylene	ND	ug/L	1.0	1		08/18/20 09:43	179601-23-1	
o-Xylene	ND	ug/L	0.50	1		08/18/20 09:43	95-47-6	
Surrogates								
1,2-Dichloroethane-d4 (S)	91	%	70-130	1		08/18/20 09:43	17060-07-0	
4-Bromofluorobenzene (S)	102	%	70-130	1		08/18/20 09:43	460-00-4	
Toluene-d8 (S)	105	%	70-130	1		08/18/20 09:43	2037-26-5	

REPORT OF LABORATORY ANALYSIS

This report shall not be reproduced, except in full,
without the written consent of Pace Analytical Services, LLC.

Pace Analytical Services, LLC
9800 Kincey Ave. Suite 100
Huntersville, NC 28078
(704)875-9092

QUALITY CONTROL DATA

Project: 2020-L1-2448 Incident
Pace Project No.: 92491363

QC Batch: 560534
QC Batch Method: EPA 3010A
Analysis Method: EPA 6010D
Analysis Description: 6010 MET
Laboratory: Pace Analytical Services - Asheville
Associated Lab Samples: 92491152004

METHOD BLANK: 2973976 Matrix: Water
Associated Lab Samples: 92491152004

Parameter	Units	Blank Result	Reporting Limit	Analyzed	Qualifiers
Lead	ug/L	ND	5.0	08/18/20 08:38	

LABORATORY CONTROL SAMPLE: 2973977

Parameter	Units	Spike Conc.	LCS Result	LCS % Rec	% Rec Limits	Qualifiers
Lead	ug/L	500	504	101	80-120	

MATRIX SPIKE & MATRIX SPIKE DUPLICATE: 2973978 2973979

Parameter	Units	92491152001 Result	MS Spike Conc.	MSD Spike Conc.	MS Result	MSD Result	MS % Rec	MSD % Rec	% Rec Limits	RPD	Qual
Lead	ug/L	ND	500	500	529	523	106	105	75-125	1	

Results presented on this page are in the units indicated by the "Units" column except where an alternate unit is presented to the right of the result.

REPORT OF LABORATORY ANALYSIS

This report shall not be reproduced, except in full,
without the written consent of Pace Analytical Services, LLC.

Pace Analytical Services, LLC
9800 Kincey Ave. Suite 100
Huntersville, NC 28078
(704)875-9092

QUALITY CONTROL DATA

Project: 2020-L1-2448 Incident
Pace Project No.: 92491363

QC Batch: 560564
QC Batch Method: SM 6200B
Analysis Method: SM 6200B
Analysis Description: 6200B MSV
Laboratory: Pace Analytical Services - Charlotte

Associated Lab Samples: 92491152004

METHOD BLANK: 2974036 Matrix: Water
Associated Lab Samples: 92491152004

Parameter	Units	Blank Result	Reporting Limit	Analyzed	Qualifiers
1,1,1,2-Tetrachloroethane	ug/L	ND	0.50	08/18/20 01:52	
1,1,1-Trichloroethane	ug/L	ND	0.50	08/18/20 01:52	
1,1,2,2-Tetrachloroethane	ug/L	ND	0.50	08/18/20 01:52	
1,1,2-Trichloroethane	ug/L	ND	0.50	08/18/20 01:52	
1,1-Dichloroethane	ug/L	ND	0.50	08/18/20 01:52	
1,1-Dichloroethene	ug/L	ND	0.50	08/18/20 01:52	
1,1-Dichloropropene	ug/L	ND	0.50	08/18/20 01:52	
1,2,3-Trichlorobenzene	ug/L	ND	2.0	08/18/20 01:52	
1,2,3-Trichloropropane	ug/L	ND	0.50	08/18/20 01:52	
1,2,4-Trichlorobenzene	ug/L	ND	2.0	08/18/20 01:52	
1,2,4-Trimethylbenzene	ug/L	ND	0.50	08/18/20 01:52	
1,2-Dibromo-3-chloropropane	ug/L	ND	1.0	08/18/20 01:52	
1,2-Dibromoethane (EDB)	ug/L	ND	0.50	08/18/20 01:52	
1,2-Dichlorobenzene	ug/L	ND	0.50	08/18/20 01:52	
1,2-Dichloroethane	ug/L	ND	0.50	08/18/20 01:52	
1,2-Dichloropropane	ug/L	ND	0.50	08/18/20 01:52	
1,3,5-Trimethylbenzene	ug/L	ND	0.50	08/18/20 01:52	
1,3-Dichlorobenzene	ug/L	ND	0.50	08/18/20 01:52	
1,3-Dichloropropane	ug/L	ND	0.50	08/18/20 01:52	
1,4-Dichlorobenzene	ug/L	ND	0.50	08/18/20 01:52	
2,2-Dichloropropane	ug/L	ND	0.50	08/18/20 01:52	
2-Chlorotoluene	ug/L	ND	0.50	08/18/20 01:52	
4-Chlorotoluene	ug/L	ND	0.50	08/18/20 01:52	
Benzene	ug/L	ND	0.50	08/18/20 01:52	
Bromobenzene	ug/L	ND	0.50	08/18/20 01:52	
Bromochloromethane	ug/L	ND	0.50	08/18/20 01:52	
Bromodichloromethane	ug/L	ND	0.50	08/18/20 01:52	
Bromoform	ug/L	ND	0.50	08/18/20 01:52	
Bromomethane	ug/L	ND	5.0	08/18/20 01:52	
Carbon tetrachloride	ug/L	ND	0.50	08/18/20 01:52	
Chlorobenzene	ug/L	ND	0.50	08/18/20 01:52	
Chloroethane	ug/L	ND	1.0	08/18/20 01:52	
Chloroform	ug/L	ND	0.50	08/18/20 01:52	
Chloromethane	ug/L	ND	1.0	08/18/20 01:52	
cis-1,2-Dichloroethene	ug/L	ND	0.50	08/18/20 01:52	
cis-1,3-Dichloropropene	ug/L	ND	0.50	08/18/20 01:52	
Dibromochloromethane	ug/L	ND	0.50	08/18/20 01:52	
Dibromomethane	ug/L	ND	0.50	08/18/20 01:52	
Dichlorodifluoromethane	ug/L	ND	0.50	08/18/20 01:52	
Diisopropyl ether	ug/L	ND	0.50	08/18/20 01:52	

Results presented on this page are in the units indicated by the "Units" column except where an alternate unit is presented to the right of the result.

REPORT OF LABORATORY ANALYSIS

This report shall not be reproduced, except in full,
without the written consent of Pace Analytical Services, LLC.

Pace Analytical Services, LLC
9800 Kincey Ave. Suite 100
Huntersville, NC 28078
(704)875-9092

QUALITY CONTROL DATA

Project: 2020-L1-2448 Incident
Pace Project No.: 92491363

METHOD BLANK: 2974036 Matrix: Water
Associated Lab Samples: 92491152004

Parameter	Units	Blank Result	Reporting Limit	Analyzed	Qualifiers
Ethylbenzene	ug/L	ND	0.50	08/18/20 01:52	
Hexachloro-1,3-butadiene	ug/L	ND	2.0	08/18/20 01:52	
Isopropylbenzene (Cumene)	ug/L	ND	0.50	08/18/20 01:52	
m&p-Xylene	ug/L	ND	1.0	08/18/20 01:52	
Methyl-tert-butyl ether	ug/L	ND	0.50	08/18/20 01:52	
Methylene Chloride	ug/L	ND	2.0	08/18/20 01:52	
n-Butylbenzene	ug/L	ND	0.50	08/18/20 01:52	
n-Propylbenzene	ug/L	ND	0.50	08/18/20 01:52	
Naphthalene	ug/L	ND	2.0	08/18/20 01:52	
o-Xylene	ug/L	ND	0.50	08/18/20 01:52	
sec-Butylbenzene	ug/L	ND	0.50	08/18/20 01:52	
Styrene	ug/L	ND	0.50	08/18/20 01:52	
tert-Butylbenzene	ug/L	ND	0.50	08/18/20 01:52	
Tetrachloroethene	ug/L	ND	0.50	08/18/20 01:52	
Toluene	ug/L	ND	0.50	08/18/20 01:52	
trans-1,2-Dichloroethene	ug/L	ND	0.50	08/18/20 01:52	
trans-1,3-Dichloropropene	ug/L	ND	0.50	08/18/20 01:52	
Trichloroethene	ug/L	ND	0.50	08/18/20 01:52	
Trichlorofluoromethane	ug/L	ND	1.0	08/18/20 01:52	
Vinyl chloride	ug/L	ND	1.0	08/18/20 01:52	
1,2-Dichloroethane-d4 (S)	%	91	70-130	08/18/20 01:52	
4-Bromofluorobenzene (S)	%	104	70-130	08/18/20 01:52	
Toluene-d8 (S)	%	105	70-130	08/18/20 01:52	

LABORATORY CONTROL SAMPLE: 2974037

Parameter	Units	Spike Conc.	LCS Result	LCS % Rec	% Rec Limits	Qualifiers
1,1,1,2-Tetrachloroethane	ug/L	50	54.4	109	60-140	
1,1,1-Trichloroethane	ug/L	50	53.0	106	60-140	
1,1,2,2-Tetrachloroethane	ug/L	50	51.8	104	60-140	
1,1,2-Trichloroethane	ug/L	50	54.6	109	60-140	
1,1-Dichloroethane	ug/L	50	52.1	104	60-140	
1,1-Dichloroethene	ug/L	50	52.3	105	60-140	
1,1-Dichloropropene	ug/L	50	57.0	114	60-140	
1,2,3-Trichlorobenzene	ug/L	50	47.9	96	60-140	
1,2,3-Trichloropropane	ug/L	50	49.8	100	60-140	
1,2,4-Trichlorobenzene	ug/L	50	48.6	97	60-140	
1,2,4-Trimethylbenzene	ug/L	50	51.4	103	60-140	
1,2-Dibromo-3-chloropropane	ug/L	50	52.4	105	60-140	
1,2-Dibromoethane (EDB)	ug/L	50	57.1	114	60-140	
1,2-Dichlorobenzene	ug/L	50	52.1	104	60-140	
1,2-Dichloroethane	ug/L	50	46.5	93	60-140	
1,2-Dichloropropane	ug/L	50	57.9	116	60-140	
1,3,5-Trimethylbenzene	ug/L	50	52.1	104	60-140	

Results presented on this page are in the units indicated by the "Units" column except where an alternate unit is presented to the right of the result.

REPORT OF LABORATORY ANALYSIS

This report shall not be reproduced, except in full,
without the written consent of Pace Analytical Services, LLC.

Pace Analytical Services, LLC
9800 Kincey Ave. Suite 100
Huntersville, NC 28078
(704)875-9092

QUALITY CONTROL DATA

Project: 2020-L1-2448 Incident
Pace Project No.: 92491363

LABORATORY CONTROL SAMPLE: 2974037

Parameter	Units	Spike Conc.	LCS Result	LCS % Rec	% Rec Limits	Qualifiers
1,3-Dichlorobenzene	ug/L	50	52.1	104	60-140	
1,3-Dichloropropane	ug/L	50	56.5	113	60-140	
1,4-Dichlorobenzene	ug/L	50	50.1	100	60-140	
2,2-Dichloropropane	ug/L	50	51.9	104	60-140	
2-Chlorotoluene	ug/L	50	51.8	104	60-140	
4-Chlorotoluene	ug/L	50	50.2	100	60-140	
Benzene	ug/L	50	53.0	106	60-140	
Bromobenzene	ug/L	50	49.9	100	60-140	
Bromochloromethane	ug/L	50	54.3	109	60-140	
Bromodichloromethane	ug/L	50	49.8	100	60-140	
Bromoform	ug/L	50	55.0	110	60-140	
Bromomethane	ug/L	50	63.2	126	60-140	
Carbon tetrachloride	ug/L	50	53.0	106	60-140	
Chlorobenzene	ug/L	50	50.2	100	60-140	
Chloroethane	ug/L	50	50.4	101	60-140	
Chloroform	ug/L	50	49.9	100	60-140	
Chloromethane	ug/L	50	45.3	91	60-140	
cis-1,2-Dichloroethene	ug/L	50	52.7	105	60-140	
cis-1,3-Dichloropropene	ug/L	50	61.7	123	60-140	
Dibromochloromethane	ug/L	50	57.8	116	60-140	
Dibromomethane	ug/L	50	52.5	105	60-140	
Dichlorodifluoromethane	ug/L	50	43.1	86	60-140	
Diisopropyl ether	ug/L	50	57.1	114	60-140	
Ethylbenzene	ug/L	50	50.1	100	60-140	
Hexachloro-1,3-butadiene	ug/L	50	46.6	93	60-140	
Isopropylbenzene (Cumene)	ug/L	50	51.1	102	60-140	
m&p-Xylene	ug/L	100	101	101	60-140	
Methyl-tert-butyl ether	ug/L	50	60.2	120	60-140	
Methylene Chloride	ug/L	50	48.5	97	60-140	
n-Butylbenzene	ug/L	50	49.6	99	60-140	
n-Propylbenzene	ug/L	50	50.4	101	60-140	
Naphthalene	ug/L	50	47.9	96	60-140	
o-Xylene	ug/L	50	51.7	103	60-140	
sec-Butylbenzene	ug/L	50	50.7	101	60-140	
Styrene	ug/L	50	53.7	107	60-140	
tert-Butylbenzene	ug/L	50	44.0	88	60-140	
Tetrachloroethene	ug/L	50	51.3	103	60-140	
Toluene	ug/L	50	48.8	98	60-140	
trans-1,2-Dichloroethene	ug/L	50	50.0	100	60-140	
trans-1,3-Dichloropropene	ug/L	50	56.6	113	60-140	
Trichloroethene	ug/L	50	56.3	113	60-140	
Trichlorofluoromethane	ug/L	50	42.9	86	60-140	
Vinyl chloride	ug/L	50	48.1	96	60-140	
1,2-Dichloroethane-d4 (S)	%			99	70-130	
4-Bromofluorobenzene (S)	%			98	70-130	
Toluene-d8 (S)	%			98	70-130	

Results presented on this page are in the units indicated by the "Units" column except where an alternate unit is presented to the right of the result.

REPORT OF LABORATORY ANALYSIS

This report shall not be reproduced, except in full,
without the written consent of Pace Analytical Services, LLC.

Pace Analytical Services, LLC
9800 Kincey Ave. Suite 100
Huntersville, NC 28078
(704)875-9092

QUALITY CONTROL DATA

Project: 2020-L1-2448 Incident
Pace Project No.: 92491363

MATRIX SPIKE & MATRIX SPIKE DUPLICATE: 2974038 2974039

Parameter	Units	92491152001 Result	MS Spike Conc.	MSD Spike Conc.	MS Result	MSD Result	MS % Rec	MSD % Rec	% Rec Limits	RPD	Qual
1,1,1,2-Tetrachloroethane	ug/L	ND	20	20	20.9	21.7	104	109	60-140	4	
1,1,1-Trichloroethane	ug/L	ND	20	20	22.5	22.6	112	113	60-140	1	
1,1,2,2-Tetrachloroethane	ug/L	ND	20	20	19.1	20.4	96	102	60-140	6	
1,1,2-Trichloroethane	ug/L	ND	20	20	20.0	21.0	100	105	60-140	5	
1,1-Dichloroethane	ug/L	ND	20	20	20.9	21.5	105	108	60-140	3	
1,1-Dichloroethene	ug/L	ND	20	20	22.2	22.7	111	114	60-140	2	
1,1-Dichloropropene	ug/L	ND	20	20	21.5	22.1	108	111	60-140	3	
1,2,3-Trichlorobenzene	ug/L	ND	20	20	14.1	14.1	67	66	60-140	0	
1,2,3-Trichloropropane	ug/L	ND	20	20	19.1	20.6	95	103	60-140	8	
1,2,4-Trichlorobenzene	ug/L	ND	20	20	15.4	15.7	69	71	60-140	2	
1,2,4-Trimethylbenzene	ug/L	ND	20	20	20.4	20.5	102	102	60-140	0	
1,2-Dibromo-3-chloropropane	ug/L	ND	20	20	18.5	19.8	92	99	60-140	7	
1,2-Dibromoethane (EDB)	ug/L	ND	20	20	19.6	22.1	98	111	60-140	12	
1,2-Dichlorobenzene	ug/L	ND	20	20	18.8	19.1	94	95	60-140	2	
1,2-Dichloroethane	ug/L	ND	20	20	19.1	20.0	96	100	60-140	4	
1,2-Dichloropropane	ug/L	ND	20	20	20.9	20.9	105	105	60-140	0	
1,3,5-Trimethylbenzene	ug/L	ND	20	20	21.1	21.3	105	107	60-140	1	
1,3-Dichlorobenzene	ug/L	ND	20	20	19.2	19.7	96	99	60-140	2	
1,3-Dichloropropane	ug/L	ND	20	20	20.5	20.4	102	102	60-140	0	
1,4-Dichlorobenzene	ug/L	ND	20	20	18.9	19.5	94	98	60-140	3	
2,2-Dichloropropane	ug/L	ND	20	20	23.2	23.8	116	119	60-140	3	
2-Chlorotoluene	ug/L	ND	20	20	21.2	21.1	106	106	60-140	0	
4-Chlorotoluene	ug/L	ND	20	20	20.4	20.7	102	104	60-140	2	
Benzene	ug/L	ND	20	20	20.8	21.5	104	107	60-140	3	
Bromobenzene	ug/L	ND	20	20	20.3	20.4	101	102	60-140	1	
Bromochloromethane	ug/L	ND	20	20	20.7	21.6	104	108	60-140	4	
Bromodichloromethane	ug/L	ND	20	20	18.8	20.1	94	100	60-140	6	
Bromoform	ug/L	ND	20	20	19.1	20.3	96	101	60-140	6	
Bromomethane	ug/L	ND	20	20	16.7	21.6	83	108	60-140	26	
Carbon tetrachloride	ug/L	ND	20	20	22.5	23.4	112	117	60-140	4	
Chlorobenzene	ug/L	ND	20	20	20.0	20.6	100	103	60-140	3	
Chloroethane	ug/L	ND	20	20	25.3	26.7	127	133	60-140	5	
Chloroform	ug/L	ND	20	20	21.4	21.2	107	106	60-140	1	
Chloromethane	ug/L	ND	20	20	16.2	16.2	81	81	60-140	0	
cis-1,2-Dichloroethene	ug/L	ND	20	20	20.3	21.3	101	107	60-140	5	
cis-1,3-Dichloropropene	ug/L	ND	20	20	21.8	22.6	109	113	60-140	4	
Dibromochloromethane	ug/L	ND	20	20	20.9	21.7	104	108	60-140	4	
Dibromomethane	ug/L	ND	20	20	20.1	21.7	100	109	60-140	8	
Dichlorodifluoromethane	ug/L	ND	20	20	20.6	20.6	103	103	60-140	0	
Diisopropyl ether	ug/L	ND	20	20	19.2	19.6	96	98	60-140	2	
Ethylbenzene	ug/L	ND	20	20	20.2	21.1	101	105	60-140	4	
Hexachloro-1,3-butadiene	ug/L	ND	20	20	17.5	17.8	87	89	60-140	2	
Isopropylbenzene (Cumene)	ug/L	ND	20	20	20.7	21.3	103	107	60-140	3	
m&p-Xylene	ug/L	ND	40	40	41.3	42.2	103	106	60-140	2	
Methyl-tert-butyl ether	ug/L	ND	20	20	20.8	21.6	104	108	60-140	3	
Methylene Chloride	ug/L	ND	20	20	19.1	19.0	95	95	60-140	0	

Results presented on this page are in the units indicated by the "Units" column except where an alternate unit is presented to the right of the result.

REPORT OF LABORATORY ANALYSIS

This report shall not be reproduced, except in full,
without the written consent of Pace Analytical Services, LLC.

Pace Analytical Services, LLC
9800 Kincey Ave. Suite 100
Huntersville, NC 28078
(704)875-9092

QUALITY CONTROL DATA

Project: 2020-L1-2448 Incident
Pace Project No.: 92491363

MATRIX SPIKE & MATRIX SPIKE DUPLICATE: 2974038 2974039

Parameter	Units	92491152001 Result	MS Spike Conc.	MSD Spike Conc.	MS Result	MSD Result	MS % Rec	MSD % Rec	% Rec Limits	RPD	Qual
n-Butylbenzene	ug/L	ND	20	20	20.0	20.0	100	100	60-140	0	
n-Propylbenzene	ug/L	ND	20	20	21.1	21.2	106	106	60-140	0	
Naphthalene	ug/L	ND	20	20	13.9	14.5	69	72	60-140	4	
o-Xylene	ug/L	ND	20	20	19.7	20.5	98	103	60-140	4	
sec-Butylbenzene	ug/L	ND	20	20	20.9	21.0	105	105	60-140	0	
Styrene	ug/L	ND	20	20	20.0	20.9	100	105	60-140	5	
tert-Butylbenzene	ug/L	ND	20	20	17.9	17.7	89	89	60-140	1	
Tetrachloroethene	ug/L	ND	20	20	20.4	21.2	102	106	60-140	4	
Toluene	ug/L	ND	20	20	20.8	21.5	104	108	60-140	4	
trans-1,2-Dichloroethene	ug/L	ND	20	20	21.9	22.3	110	111	60-140	1	
trans-1,3-Dichloropropene	ug/L	ND	20	20	21.2	22.0	106	110	60-140	4	
Trichloroethene	ug/L	ND	20	20	21.5	21.6	107	108	60-140	1	
Trichlorofluoromethane	ug/L	ND	20	20	22.6	22.5	113	112	60-140	1	
Vinyl chloride	ug/L	ND	20	20	19.8	20.2	99	101	60-140	2	
1,2-Dichloroethane-d4 (S)	%						104	106	70-130		
4-Bromofluorobenzene (S)	%						100	100	70-130		
Toluene-d8 (S)	%						99	100	70-130		

Results presented on this page are in the units indicated by the "Units" column except where an alternate unit is presented to the right of the result.

REPORT OF LABORATORY ANALYSIS

This report shall not be reproduced, except in full,
without the written consent of Pace Analytical Services, LLC.

Pace Analytical Services, LLC
9800 Kincey Ave. Suite 100
Huntersville, NC 28078
(704)875-9092

QUALIFIERS

Project: 2020-L1-2448 Incident
Pace Project No.: 92491363

DEFINITIONS

DF - Dilution Factor, if reported, represents the factor applied to the reported data due to dilution of the sample aliquot.

ND - Not Detected at or above adjusted reporting limit.

TNTC - Too Numerous To Count

J - Estimated concentration above the adjusted method detection limit and below the adjusted reporting limit.

MDL - Adjusted Method Detection Limit.

PQL - Practical Quantitation Limit.

RL - Reporting Limit - The lowest concentration value that meets project requirements for quantitative data with known precision and bias for a specific analyte in a specific matrix.

S - Surrogate

1,2-Diphenylhydrazine decomposes to and cannot be separated from Azobenzene using Method 8270. The result for each analyte is a combined concentration.

Consistent with EPA guidelines, unrounded data are displayed and have been used to calculate % recovery and RPD values.

LCS(D) - Laboratory Control Sample (Duplicate)

MS(D) - Matrix Spike (Duplicate)

DUP - Sample Duplicate

RPD - Relative Percent Difference

NC - Not Calculable.

SG - Silica Gel - Clean-Up

U - Indicates the compound was analyzed for, but not detected.

Acid preservation may not be appropriate for 2 Chloroethylvinyl ether.

A separate vial preserved to a pH of 4-5 is recommended in SW846 Chapter 4 for the analysis of Acrolein and Acrylonitrile by EPA Method 8260.

N-Nitrosodiphenylamine decomposes and cannot be separated from Diphenylamine using Method 8270. The result reported for each analyte is a combined concentration.

Pace Analytical is TNI accredited. Contact your Pace PM for the current list of accredited analytes.

TNI - The NELAC Institute.

This report shall not be reproduced, except in full,
without the written consent of Pace Analytical Services, LLC.

Pace Analytical Services, LLC
9800 Kincey Ave. Suite 100
Huntersville, NC 28078
(704)875-9092

QUALITY CONTROL DATA CROSS REFERENCE TABLE

Project: 2020-L1-2448 Incident
Pace Project No.: 92491363

Lab ID	Sample ID	QC Batch Method	QC Batch	Analytical Method	Analytical Batch
92491152004	**13901 SIMS RD**	EPA 3010A	560534	EPA 6010D	560547
92491152004	**13901 SIMS RD**	SM 6200B	560564		

This report shall not be reproduced, except in full,
without the written consent of Pace Analytical Services, LLC.

Pace Analytical

CHAIN-OF-CUSTODY Analytical Request Document

Chain-of-Custody is a LEGAL DOCUMENT - Complete all relevent fields

LAB USE

WO# : 92491363

92491363

Number or

Container Preservative Type **

Lab Project Manager:

** Preservative Types: (1) nitric acid, (2) sulfuric acid, (3) hydrochloric acid, (4) sodium hydroxide, (5) zinc acetate, (6) methanol, (7) sodium bisulfate, (8) sodium thiosulfate, (9) hexane, (A) ascorbic acid, (B) ammonium sulfate, (C) ammonium hydroxide, (D) TSP, (U) Unpreserved, (O) Other _____

Company: Apex Companies

Address:

Report To: Andrew Street

Copy To:

Customer Project Name/Number: Colonial Huntersville Release

Billing Information:

Email To: Emily Little / A. Street

Site Collection Info/Address: 13901 Sims Rd

State: NC County/City: Huntersville Time Zone Collected: [ ] PT [ ] MT [ ] CT [ ] ET

Phone:
Email:

Site/Facility ID #:

Compliance Monitoring? [ ] Yes [ ] No

Collected By (print): Gordon J O'Toole

Purchase Order #:
Quote #:

DW PWS ID #:
DW Location Code:

Collected By (signature): [signature]

Turnaround Date Required: ASAP

Immediately Packed on Ice: [X] Yes [ ] No

Sample Disposal:
[ ] Dispose as appropriate [ ] Return
[ ] Archive: _____
[ ] Hold: _____

Rush: [✓] Same Day [✓] Next Day
[ ] 2 Day [ ] 3 Day [ ] 4 Day [ ] 5 Day
(Expedite Charges Apply)

Field Filtered (if applicable): [ ] Yes [X] No
Analysis: _____

* Matrix Codes (Insert in Matrix box below): Drinking Water (DW), Ground Water (GW), Wastewater (WW), Product (P), Soil/Solid (SL), Oil (OL), Wipe (WP), Air (AR), Tissue (TS), Bioassay (B), Vapor (V), Other (OT)

Analyses

Customer Sample ID	Matrix *	Comp / Grab	Collected (or Composite Start) Date	Collected (or Composite Start) Time	Composite End Date	Composite End Time	Res Cl	# of Ctns	VOCs SM 6200 B	MADEP VPH	Lead
13901 Sims Rd	DW	G			8-17-20	10:25		8	X	X	X

Lab Profile/Line:

Lab Sample Receipt Checklist:

Custody Seals Present/Intact	Y N NA
Custody Signatures Present	Y N NA
Collector Signature Present	Y N NA
Bottles Intact	Y N NA
Correct Bottles	Y N NA
Sufficient Volume	Y N NA
Samples Received on Ice	Y N NA
VOA - Headspace Acceptable	Y N NA
USDA Regulated Soils	Y N NA
Samples in Holding Time	Y N NA
Residual Chlorine Present	Y N NA
Cl Strips:	
Sample pH Acceptable	Y N NA
pH Strips:	
Sulfide Present	Y N NA
Lead Acetate Strips:	

LAB USE ONLY:
Lab Sample # / Comments:

AMB 8-19-2020 ~~92491152~~ 92491363

~~004~~ 001

AMB 8-19-2020

Customer Remarks / Special Conditions / Possible Hazards:

Type of Ice Used: Wet Blue Dry None

Packing Material Used:

Radchem sample(s) screened (<500 cpm): Y N NA

SHORT HOLDS PRESENT (<72 hours): Y N N/A

Lab Tracking #: 2538656

Samples received via: FEDEX UPS Client Courier Pace Courier

Lab Sample Temperature Info:
Temp Blank Received: Y N NA
Therm ID#: 92T061
Cooler 1 Temp Upon Receipt: 2.6 oC
Cooler 1 Therm Corr. Factor: 0 oC
Cooler 1 Corrected Temp: 2.6 oC
Comments:

Relinquished by/Company: (Signature)	Date/Time:	Received by/Company: (Signature)	Date/Time:
[signature] / Apex	8-17-20 14:45	[signature] Pace	8-17-20 1625
Relinquished by/Company: (Signature)	Date/Time:	Received by/Company: (Signature)	Date/Time:
Relinquished by/Company: (Signature)	Date/Time:	Received by/Company: (Signature)	Date/Time:

MTJL LAB USE ONLY
Table #:
Acctnum:
Template:
Prelogin:
PM:
PB:

Trip Blank Received: Y N NA
HCL MeOH TSP Other

Non Conformance(s): YES / NO

Page: _____ of: _____

Report of Analysis

Pace Analytical Services, Inc.
9800 Kincey Avenue
Suite 100
Huntersville, NC 28078
Attention: Angela M. Baioni

Project Name: Colonial Huntersville Release

Project Number: 92491152

Lot Number:**VH19021**

Date Completed:08/19/2020

08/19/2020 5:10 PM
Approved and released by:
Project Manager II: **Cathy S. Dover**

The electronic signature above is the equivalent of a handwritten signature.
This report shall not be reproduced, except in its entirety, without the written approval of Pace Analytical Services, LLC.

Case Narrative
Pace Analytical Services, Inc.
Lot Number: VH19021

This Report of Analysis contains the analytical result(s) for the sample(s) listed on the Sample Summary following this Case Narrative. The sample receiving date is documented in the header information associated with each sample.

All results listed in this report relate only to the samples that are contained within this report.

Sample receipt, sample analysis, and data review have been performed in accordance with the most current approved NELAC standards, the Pace Analytical Services, LLC ("Pace") Quality Assurance Management Plan (QAMP), standard operating procedures (SOPs), and Pace policies. Any exceptions to the NELAC standards, the QAMP, SOPs or policies are qualified on the results page or discussed below.

If you have any questions regarding this report please contact the Pace Project Manager listed on the cover page.

Sample Summary

Pace Analytical Services, Inc.

Lot Number: VH19021

Project Name: Colonial Huntersville Release

Project Number: 92491152

Sample Number	Sample ID	Matrix	Date Sampled	Date Received
001	13901 SIMS RD	Aqueous	08/17/2020 1025	08/18/2020

(1 sample)

Detection Summary

Pace Analytical Services, Inc.

Lot Number: VH19021

Project Name: Colonial Huntersville Release

Project Number: 92491152

Sample	Sample ID	Matrix	Parameter	Method	Result	Q	Units	Page

(0 detections)

MADEP VPH (aliphatics)

Client: Pace Analytical Services, Inc. | Laboratory ID: VH19021-001
Description: 13901 SIMS RD | Matrix: Aqueous
Date Sampled: 08/17/2020 1025 | Project Name: Colonial Huntersville Release
Date Received: 08/18/2020 | Project Number: 92491152

Run	Prep Method	Analytical Method	Dilution	Analysis Date	Analyst	Prep Date	Batch
1	VPH	MADEP-VPH-18-2.1	1	08/18/2020 1500	ECB		64042

Parameter	CAS Number	Analytical Method	Result	Q	LOQ	Units	Run
C5 - C8 Aliphatics		MADEP-VPH-18-	ND		75	ug/L	1
C9 - C12 Aliphatics		MADEP-VPH-18-	ND		75	ug/L	1

Surrogate	Q	Run 1 % Recovery	Acceptance Limits
2,5-Dibromotoluene (FID)		103	70-130

LOQ = Limit of Quantitation
ND = Not detected at or above the LOQ
H = Out of holding time
B = Detected in the method blank
N = Recovery is out of criteria
W = Reported on wet weight basis
E = Quantitation of compound exceeded the calibration range
P = The RPD between two GC columns exceeds 40%

Pace Analytical Services, LLC *(formerly Shealy Environmental Services, Inc.)*
106 Vantage Point Drive West Columbia, SC 29172 (803) 791-9700 Fax (803) 791-9111 www.pacelabs.com

MADEP VPH (aromatics)

Client: Pace Analytical Services, Inc. | Laboratory ID: VH19021-001
Description: 13901 SIMS RD | Matrix: Aqueous
Date Sampled: 08/17/2020 1025 | Project Name: Colonial Huntersville Release
Date Received: 08/18/2020 | Project Number: 92491152

Run	Prep Method	Analytical Method	Dilution	Analysis Date	Analyst	Prep Date	Batch
1	VPH	MADEP-VPH-18-2.1	1	08/18/2020 1500	ECB		64043

Parameter	CAS Number	Analytical Method	Result	Q	LOQ	Units	Run
C9 - C10 Aromatics		MADEP-VPH-18-	ND		25	ug/L	1

Surrogate	Q	Run 1 % Recovery	Acceptance Limits
2,5-Dibromotoluene (PID)		101	70-130

LOQ = Limit of Quantitation
ND = Not detected at or above the LOQ
H = Out of holding time
B = Detected in the method blank
N = Recovery is out of criteria
W = Reported on wet weight basis
E = Quantitation of compound exceeded the calibration range
P = The RPD between two GC columns exceeds 40%

Pace Analytical Services, LLC *(formerly Shealy Environmental Services, Inc.)*
106 Vantage Point Drive West Columbia, SC 29172 (803) 791-9700 Fax (803) 791-9111 www.pacelabs.com

QC Summary

MADEP VPH (aliphatics) - MB

Sample ID: VQ64042-001
Batch: 64042
Analytical Method: MADEP-VPH-18-2.1

Matrix: Aqueous
Prep Method: VPH

Parameter	Result	Q	Dil	LOQ	Units	Analysis Date
C5 - C8 Aliphatics	ND		1	75	ug/L	08/18/2020 1125
C9 - C12 Aliphatics	ND		1	75	ug/L	08/18/2020 1125

Surrogate	Q	% Rec	Acceptance Limit
2,5-Dibromotoluene (FID)		100	70-130

LOQ = Limit of Quantitation
DL = Detection Limit
LOD = Limit of Detection

P = The RPD between two GC columns exceeds 40%
J = Estimated result < LOQ and ≥ DL
ND = Not detected at or above the LOQ

N = Recovery is out of criteria
+ = RPD is out of criteria

Note: Calculations are performed before rounding to avoid round-off errors in calculated results

MADEP VPH (aliphatics) - LCS

Sample ID: VQ64042-002
Batch: 64042
Analytical Method: MADEP-VPH-18-2.1

Matrix: Aqueous
Prep Method: VPH

Parameter	Spike Amount (ug/L)	Result (ug/L)	Q	Dil	% Rec	% Rec Limit	Analysis Date
C5 - C8 Aliphatics	150	130		1	87	70-130	08/18/2020 1028
C9 - C12 Aliphatics	180	150		1	83	70-130	08/18/2020 1028

Surrogate	Q	% Rec	Acceptance Limit
2,5-Dibromotoluene (FID)		84	70-130

LOQ = Limit of Quantitation
DL = Detection Limit
LOD = Limit of Detection

P = The RPD between two GC columns exceeds 40%
J = Estimated result < LOQ and ≥ DL
ND = Not detected at or above the LOQ

N = Recovery is out of criteria
+ = RPD is out of criteria

Note: Calculations are performed before rounding to avoid round-off errors in calculated results

MADEP VPH (aliphatics) - LCSD

Sample ID: VQ64042-003
Batch: 64042
Analytical Method: MADEP-VPH-18-2.1

Matrix: Aqueous
Prep Method: VPH

Parameter	Spike Amount (ug/L)	Result (ug/L)	Q	Dil	% Rec	% RPD	% Rec Limit	% RPD Limit	Analysis Date
C5 - C8 Aliphatics	150	140		1	92	5.2	70-130	25	08/18/2020 1057
C9 - C12 Aliphatics	180	160		1	89	7.0	70-130	25	08/18/2020 1057

Surrogate	Q	% Rec	Acceptance Limit
2,5-Dibromotoluene (FID)		90	70-130

LOQ = Limit of Quantitation
DL = Detection Limit
LOD = Limit of Detection

P = The RPD between two GC columns exceeds 40%
J = Estimated result < LOQ and ≥ DL
ND = Not detected at or above the LOQ

N = Recovery is out of criteria
+ = RPD is out of criteria

Note: Calculations are performed before rounding to avoid round-off errors in calculated results

MADEP VPH (aromatics) - MB

Sample ID: VQ64043-001
Batch: 64043
Analytical Method: MADEP-VPH-18-2.1

Matrix: Aqueous
Prep Method: VPH

Parameter	Result	Q	Dil	LOQ	Units	Analysis Date
C9 - C10 Aromatics	ND		1	25	ug/L	08/18/2020 1125

Surrogate	Q	% Rec	Acceptance Limit
2,5-Dibromotoluene (PID)		98	70-130

LOQ = Limit of Quantitation
DL = Detection Limit
LOD = Limit of Detection

P = The RPD between two GC columns exceeds 40%
J = Estimated result < LOQ and ≥ DL
ND = Not detected at or above the LOQ

N = Recovery is out of criteria
+ = RPD is out of criteria

Note: Calculations are performed before rounding to avoid round-off errors in calculated results

MADEP VPH (aromatics) - LCS

Sample ID: VQ64043-002
Batch: 64043
Analytical Method: MADEP-VPH-18-2.1

Matrix: Aqueous
Prep Method: VPH

Parameter	Spike Amount (ug/L)	Result (ug/L)	Q	Dil	% Rec	% Rec Limit	Analysis Date
C9 - C10 Aromatics	25	22		1	87	70-130	08/18/2020 1028

Surrogate	Q	% Rec	Acceptance Limit
2,5-Dibromotoluene (PID)		85	70-130

LOQ = Limit of Quantitation
DL = Detection Limit
LOD = Limit of Detection

P = The RPD between two GC columns exceeds 40%
J = Estimated result < LOQ and ≥ DL
ND = Not detected at or above the LOQ

N = Recovery is out of criteria
+ = RPD is out of criteria

Note: Calculations are performed before rounding to avoid round-off errors in calculated results

MADEP VPH (aromatics) - LCSD

Sample ID: VQ64043-003
Batch: 64043
Analytical Method: MADEP-VPH-18-2.1

Matrix: Aqueous
Prep Method: VPH

Parameter	Spike Amount (ug/L)	Result (ug/L)	Q	Dil	% Rec	% RPD	% Rec Limit	% RPD Limit	Analysis Date
C9 - C10 Aromatics	25	23		1	93	6.7	70-130	25	08/18/2020 1057

Surrogate	Q	% Rec	Acceptance Limit
2,5-Dibromotoluene (PID)		90	70-130

LOQ = Limit of Quantitation
DL = Detection Limit
LOD = Limit of Detection

P = The RPD between two GC columns exceeds 40%
J = Estimated result < LOQ and ≥ DL
ND = Not detected at or above the LOQ

N = Recovery is out of criteria
+ = RPD is out of criteria

Note: Calculations are performed before rounding to avoid round-off errors in calculated results

Chain of Custody

and

Miscellaneous Documents

Internal Transfer Chain of Custody

Pace Analytical
www.pacelabs.com

☐ Samples Pre-Logged into eCOC.

State Of Origin: NC
Cert. Needed: ☑ Yes ☐ No

Workorder: 92491152 Workorder Name: Colonial Huntersville Release

Owner Received Date: 8/17/2020 Results Requested By: 8/18/2020

Report To	Subcontract To
Angela Baioi Pace Analytical Charlotte 9800 Kincey Ave. Suite 100 Huntersville, NC 28078 Phone (704)875-9092	Pace Analytical West Columbia 106 Vantage Point Drive West Columbia, SC 29172 Phone (803)791-9700

Item	Sample ID	Sample Type	Collect Date/Time	Lab ID	Matrix	Preserved Containers: #	NC VPH	Requested Analysis
1	13945 AC RD	PS	8/17/2020 13:40	92491152001	Water	3	X	VH18001 CSD
2	13923 AC RD	PS	8/17/2020 14:45	92491152002	Water	3	X	VH19015 CSD
3	14024 SIMS RD	PS	8/17/2020 11:30	92491152003	Water	3	X	VH19019 CSD
4	13901 SIMS RD	PS	8/17/2020 10:25	92491152004	Water	3	X	VH19017 CSD
5	13835 AC RD	PS	8/17/2020 15:40	92491152005	Water	3	X	VH19021 CSD
6	FD1 081720	PS	8/17/2020 00:00	92491152006	Water	3	X	
7	FIELD BLANK 1	PS	8/17/2020 11:55	92491152007	Water	3	X	
8	TRIP BLANK	PS	8/17/2020 00:00	92491152008	Water	1	X	

Transfers	Released By	Date/Time	Received By	Date/Time
1	MDeFoe HVL 8/17/20	1800		
2				
3				8/18/2020 0800

Comments:

Cooler Temperature on Receipt 2.7 °C | Custody Seal Y or (N) | Received on Ice (Y) or N | Samples Intact (Y) or N

***In order to maintain client confidentiality, location/name of the sampling site, sampler's name and signature may not be provided on this COC document. This chain of custody is considered complete as is since this information is available in the owner laboratory.

Pace Analytical Services, LLC (formerly Shealy Environmental Services, Inc.)
106 Vantage Point Drive West Columbia, SC 29172 (803) 791-9700 Fax (803) 791-9111 www.pacelabs.com

Shealy Environmental Services, Inc.
Document Number: MR0018C-14

Page 1 of 1
Effective Date: 8/2/2018

Sample Receipt Checklist (SRC)

Client: PACE

Cooler Inspected by/date: JSH / 08/18/2020 Lot #: VH18001/VH18015/VH19017/VH19049/VH19021

Means of receipt: ☐ SESI ☐ Client ☐ UPS ☐ FedEx ☑ Other: COURIER

☐ Yes	☑ No		1. Were custody seals present on the cooler?
☐ Yes	☐ No	☑ NA	2. If custody seals were present, were they intact and unbroken?

pH Strip ID: NA Chlorine Strip ID: NA Tested by: NA

Original temperature upon receipt / Derived (Corrected) temperature upon receipt %Solid Snap-Cup ID: NA

4.7 /4.7 °C NA /NA °C NA /NA °C NA /NA °C

Method: ☐ Temperature Blank ☑ Against Bottles IR Gun ID: 5 IR Gun Correction Factor: 0 °C

Method of coolant: ☑ Wet Ice ☐ Ice Packs ☐ Dry Ice ☐ None

☐ Yes	☐ No	☑ NA	3. If temperature of any cooler exceeded 6.0°C, was Project Manager Notified? PM was Notified by: phone / email / face-to-face (circle one).
☐ Yes	☐ No	☑ NA	4. Is the commercial courier's packing slip attached to this form?
☑ Yes	☐ No		5. Were proper custody procedures (relinquished/received) followed?
☑ Yes	☐ No		6. Were sample IDs listed on the COC?
☑ Yes	☐ No		7. Were sample IDs listed on all sample containers?
☑ Yes	☐ No		8. Was collection date & time listed on the COC?
☑ Yes	☐ No		9. Was collection date & time listed on all sample containers?
☑ Yes	☐ No		10. Did all container label information (ID, date, time) agree with the COC?
☑ Yes	☐ No		11. Were tests to be performed listed on the COC?
☑ Yes	☐ No		12. Did all samples arrive in the proper containers for each test and/or in good condition (unbroken, lids on, etc.)?
☑ Yes	☐ No		13. Was adequate sample volume available?
☑ Yes	☐ No		14. Were all samples received within ½ the holding time or 48 hours, whichever comes first?
☐ Yes	☑ No		15. Were any samples containers missing/excess (circle one) samples Not listed on COC?
☐ Yes	☐ No	☑ NA	16. For VOA and RSK-175 samples, were bubbles present >"pea-size" (¼"or 6mm in diameter) in any of the VOA vials?
☐ Yes	☐ No	☑ NA	17. Were all DRO/metals/nutrient samples received at a pH of < 2?
☐ Yes	☐ No	☑ NA	18. Were all cyanide samples received at a pH > 12 and sulfide samples received at a pH > 9?
☐ Yes	☐ No	☐ NA	19. Were all applicable NH_3/TKN/cyanide/phenol/625 (< 0.3mg/L) samples free of residual chlorine?
☐ Yes	☐ No	☑ NA	20. Were client remarks/requests (i.e. requested dilutions, MS/MSD designations, etc...) correctly transcribed from the COC into the comment section in LIMS?
☐ Yes	☑ No		21. Was the quote number listed on the container label? If yes, Quote # NA

Sample Preservation (Must be completed for any sample(s) incorrectly preserved or with headspace.)

Sample(s) NA were received incorrectly preserved and were adjusted accordingly in sample receiving with NA mL of circle one: H2SO4, HNO3, HCl, NaOH using SR # NA. Time of preservation NA. If more than one preservative is needed, please note in the comments below.

Sample(s) NA were received with bubbles >6 mm in diameter.

Samples(s) NA were received with TRC > 0.5 mg/L (If #19 is *no*) and were adjusted accordingly in sample receiving with sodium thiosulfate ($Na_2S_2O_3$) with Shealy ID: NA.

SR barcode labels applied by: JSH Date: 08/18/2020

Comments:

Pace Analytical Services, LLC
9800 Kincey Ave. Suite 100
Huntersville, NC 28078
(704)875-9092

August 20, 2020

Andrew Street
Apex Companies - NC
5900 Northwoods Business Pkwy
Suite 5900-0
Charlotte, NC 28269

RE: Project: 2020-L1-2448 Incident
Pace Project No.: 92491367

Dear Andrew Street:

Enclosed are the analytical results for sample(s) received by the laboratory on August 17, 2020. The results relate only to the samples included in this report. Results reported herein conform to the applicable TNI/NELAC Standards and the laboratory's Quality Manual, where applicable, unless otherwise noted in the body of the report.

The test results provided in this final report were generated by each of the following laboratories within the Pace Network:

- Pace Analytical Services - Asheville
- Pace Analytical Services - Charlotte

If you have any questions concerning this report, please feel free to contact me.

Sincerely,

Angela M. Baioni

Angela Baioni
angela.baioni@pacelabs.com
(704)875-9092
Project Manager

Enclosures

cc: J Culbreath, Colonial Pipeline Company
Kirk Kessler, Montrose-EPS
Margaret King, APEX Companies, LLC
Emily Little, Apex Companies
Jeff Morrison, Colonial Pipeline Company
Tom Naumann, APEX Companies - NC
Joe Nicolette, Montrose-EPS
J Tate, Colonial Pipeline Company
Alex Testoff, Montrose-EPS
JM Wyatt, Colonial Pipeline Company

REPORT OF LABORATORY ANALYSIS

This report shall not be reproduced, except in full,
without the written consent of Pace Analytical Services, LLC.

Pace Analytical Services, LLC
9800 Kincey Ave. Suite 100
Huntersville, NC 28078
(704)875-9092

CERTIFICATIONS

Project: 2020-L1-2448 Incident
Pace Project No.: 92491367

Pace Analytical Services Charlotte
9800 Kincey Ave. Ste 100, Huntersville, NC 28078
Louisiana/NELAP Certification # LA170028
North Carolina Drinking Water Certification #: 37706
North Carolina Field Services Certification #: 5342
North Carolina Wastewater Certification #: 12
South Carolina Certification #: 99006001
Florida/NELAP Certification #: E87627
Kentucky UST Certification #: 84
Virginia/VELAP Certification #: 460221

Pace Analytical Services Asheville
2225 Riverside Drive, Asheville, NC 28804
Florida/NELAP Certification #: E87648
Massachusetts Certification #: M-NC030
North Carolina Drinking Water Certification #: 37712
North Carolina Wastewater Certification #: 40
South Carolina Certification #: 99030001
Virginia/VELAP Certification #: 460222

This report shall not be reproduced, except in full,
without the written consent of Pace Analytical Services, LLC.

Pace Analytical Services, LLC
9800 Kincey Ave. Suite 100
Huntersville, NC 28078
(704)875-9092

SAMPLE ANALYTE COUNT

Project: 2020-L1-2448 Incident
Pace Project No.: 92491367

Lab ID	Sample ID	Method	Analysts	Analytes Reported	Laboratory
92491152005	**13835 AC RD**	EPA 6010D	SH1	1	PASI-A
		SM 6200B	CL	63	PASI-C

PASI-A = Pace Analytical Services - Asheville
PASI-C = Pace Analytical Services - Charlotte

This report shall not be reproduced, except in full,
without the written consent of Pace Analytical Services, LLC.

Pace Analytical Services, LLC
9800 Kincey Ave. Suite 100
Huntersville, NC 28078
(704)875-9092

ANALYTICAL RESULTS

Project: 2020-L1-2448 Incident
Pace Project No.: 92491367

Sample: 13835 AC RD **Lab ID: 92491152005** Collected: 08/17/20 15:40 Received: 08/17/20 16:25 Matrix: Water

Parameters	Results	Units	Report Limit	DF	Prepared	Analyzed	CAS No.	Qual
6010 MET ICP	Analytical Method: EPA 6010D Preparation Method: EPA 3010A Pace Analytical Services - Asheville							
Lead	ND	ug/L	5.0	1	08/18/20 02:11	08/18/20 09:13	7439-92-1	
6200B MSV	Analytical Method: SM 6200B Pace Analytical Services - Charlotte							
Benzene	ND	ug/L	0.50	1		08/18/20 10:01	71-43-2	
Bromobenzene	ND	ug/L	0.50	1		08/18/20 10:01	108-86-1	
Bromochloromethane	ND	ug/L	0.50	1		08/18/20 10:01	74-97-5	
Bromodichloromethane	ND	ug/L	0.50	1		08/18/20 10:01	75-27-4	
Bromoform	ND	ug/L	0.50	1		08/18/20 10:01	75-25-2	
Bromomethane	ND	ug/L	5.0	1		08/18/20 10:01	74-83-9	
n-Butylbenzene	ND	ug/L	0.50	1		08/18/20 10:01	104-51-8	
sec-Butylbenzene	ND	ug/L	0.50	1		08/18/20 10:01	135-98-8	
tert-Butylbenzene	ND	ug/L	0.50	1		08/18/20 10:01	98-06-6	
Carbon tetrachloride	ND	ug/L	0.50	1		08/18/20 10:01	56-23-5	
Chlorobenzene	ND	ug/L	0.50	1		08/18/20 10:01	108-90-7	
Chloroethane	ND	ug/L	1.0	1		08/18/20 10:01	75-00-3	
Chloroform	ND	ug/L	0.50	1		08/18/20 10:01	67-66-3	
Chloromethane	ND	ug/L	1.0	1		08/18/20 10:01	74-87-3	
2-Chlorotoluene	ND	ug/L	0.50	1		08/18/20 10:01	95-49-8	
4-Chlorotoluene	ND	ug/L	0.50	1		08/18/20 10:01	106-43-4	
1,2-Dibromo-3-chloropropane	ND	ug/L	1.0	1		08/18/20 10:01	96-12-8	
Dibromochloromethane	ND	ug/L	0.50	1		08/18/20 10:01	124-48-1	
1,2-Dibromoethane (EDB)	ND	ug/L	0.50	1		08/18/20 10:01	106-93-4	
Dibromomethane	ND	ug/L	0.50	1		08/18/20 10:01	74-95-3	
1,2-Dichlorobenzene	ND	ug/L	0.50	1		08/18/20 10:01	95-50-1	
1,3-Dichlorobenzene	ND	ug/L	0.50	1		08/18/20 10:01	541-73-1	
1,4-Dichlorobenzene	ND	ug/L	0.50	1		08/18/20 10:01	106-46-7	
Dichlorodifluoromethane	ND	ug/L	0.50	1		08/18/20 10:01	75-71-8	
1,1-Dichloroethane	ND	ug/L	0.50	1		08/18/20 10:01	75-34-3	
1,2-Dichloroethane	ND	ug/L	0.50	1		08/18/20 10:01	107-06-2	
1,1-Dichloroethene	ND	ug/L	0.50	1		08/18/20 10:01	75-35-4	
cis-1,2-Dichloroethene	ND	ug/L	0.50	1		08/18/20 10:01	156-59-2	
trans-1,2-Dichloroethene	ND	ug/L	0.50	1		08/18/20 10:01	156-60-5	
1,2-Dichloropropane	ND	ug/L	0.50	1		08/18/20 10:01	78-87-5	
1,3-Dichloropropane	ND	ug/L	0.50	1		08/18/20 10:01	142-28-9	
2,2-Dichloropropane	ND	ug/L	0.50	1		08/18/20 10:01	594-20-7	
1,1-Dichloropropene	ND	ug/L	0.50	1		08/18/20 10:01	563-58-6	
cis-1,3-Dichloropropene	ND	ug/L	0.50	1		08/18/20 10:01	10061-01-5	
trans-1,3-Dichloropropene	ND	ug/L	0.50	1		08/18/20 10:01	10061-02-6	
Diisopropyl ether	ND	ug/L	0.50	1		08/18/20 10:01	108-20-3	
Ethylbenzene	ND	ug/L	0.50	1		08/18/20 10:01	100-41-4	
Hexachloro-1,3-butadiene	ND	ug/L	2.0	1		08/18/20 10:01	87-68-3	
Isopropylbenzene (Cumene)	ND	ug/L	0.50	1		08/18/20 10:01	98-82-8	
Methylene Chloride	ND	ug/L	2.0	1		08/18/20 10:01	75-09-2	
Methyl-tert-butyl ether	ND	ug/L	0.50	1		08/18/20 10:01	1634-04-4	
Naphthalene	ND	ug/L	2.0	1		08/18/20 10:01	91-20-3	

REPORT OF LABORATORY ANALYSIS

This report shall not be reproduced, except in full,
without the written consent of Pace Analytical Services, LLC.

Pace Analytical Services, LLC
9800 Kincey Ave. Suite 100
Huntersville, NC 28078
(704)875-9092

ANALYTICAL RESULTS

Project: 2020-L1-2448 Incident
Pace Project No.: 92491367

Sample: 13835 AC RD **Lab ID: 92491152005** Collected: 08/17/20 15:40 Received: 08/17/20 16:25 Matrix: Water

Parameters	Results	Units	Report Limit	DF	Prepared	Analyzed	CAS No.	Qual
6200B MSV	Analytical Method: SM 6200B Pace Analytical Services - Charlotte							
n-Propylbenzene	ND	ug/L	0.50	1		08/18/20 10:01	103-65-1	
Styrene	ND	ug/L	0.50	1		08/18/20 10:01	100-42-5	
1,1,1,2-Tetrachloroethane	ND	ug/L	0.50	1		08/18/20 10:01	630-20-6	
1,1,2,2-Tetrachloroethane	ND	ug/L	0.50	1		08/18/20 10:01	79-34-5	
Tetrachloroethene	ND	ug/L	0.50	1		08/18/20 10:01	127-18-4	
Toluene	ND	ug/L	0.50	1		08/18/20 10:01	108-88-3	
1,2,3-Trichlorobenzene	ND	ug/L	2.0	1		08/18/20 10:01	87-61-6	
1,2,4-Trichlorobenzene	ND	ug/L	2.0	1		08/18/20 10:01	120-82-1	
1,1,1-Trichloroethane	ND	ug/L	0.50	1		08/18/20 10:01	71-55-6	
1,1,2-Trichloroethane	ND	ug/L	0.50	1		08/18/20 10:01	79-00-5	
Trichloroethene	ND	ug/L	0.50	1		08/18/20 10:01	79-01-6	
Trichlorofluoromethane	ND	ug/L	1.0	1		08/18/20 10:01	75-69-4	
1,2,3-Trichloropropane	ND	ug/L	0.50	1		08/18/20 10:01	96-18-4	
1,2,4-Trimethylbenzene	ND	ug/L	0.50	1		08/18/20 10:01	95-63-6	
1,3,5-Trimethylbenzene	ND	ug/L	0.50	1		08/18/20 10:01	108-67-8	
Vinyl chloride	ND	ug/L	1.0	1		08/18/20 10:01	75-01-4	
m&p-Xylene	ND	ug/L	1.0	1		08/18/20 10:01	179601-23-1	
o-Xylene	ND	ug/L	0.50	1		08/18/20 10:01	95-47-6	
Surrogates								
1,2-Dichloroethane-d4 (S)	93	%	70-130	1		08/18/20 10:01	17060-07-0	
4-Bromofluorobenzene (S)	104	%	70-130	1		08/18/20 10:01	460-00-4	
Toluene-d8 (S)	104	%	70-130	1		08/18/20 10:01	2037-26-5	

REPORT OF LABORATORY ANALYSIS

This report shall not be reproduced, except in full,
without the written consent of Pace Analytical Services, LLC.

Pace Analytical Services, LLC
9800 Kincey Ave. Suite 100
Huntersville, NC 28078
(704)875-9092

QUALITY CONTROL DATA

Project: 2020-L1-2448 Incident
Pace Project No.: 92491367

QC Batch: 560534
QC Batch Method: EPA 3010A
Analysis Method: EPA 6010D
Analysis Description: 6010 MET
Laboratory: Pace Analytical Services - Asheville
Associated Lab Samples: 92491152005

METHOD BLANK: 2973976 Matrix: Water
Associated Lab Samples: 92491152005

Parameter	Units	Blank Result	Reporting Limit	Analyzed	Qualifiers
Lead	ug/L	ND	5.0	08/18/20 08:38	

LABORATORY CONTROL SAMPLE: 2973977

Parameter	Units	Spike Conc.	LCS Result	LCS % Rec	% Rec Limits	Qualifiers
Lead	ug/L	500	504	101	80-120	

MATRIX SPIKE & MATRIX SPIKE DUPLICATE: 2973978 2973979

Parameter	Units	92491152001 Result	MS Spike Conc.	MSD Spike Conc.	MS Result	MSD Result	MS % Rec	MSD % Rec	% Rec Limits	RPD	Qual
Lead	ug/L	ND	500	500	529	523	106	105	75-125	1	

Results presented on this page are in the units indicated by the "Units" column except where an alternate unit is presented to the right of the result.

REPORT OF LABORATORY ANALYSIS

This report shall not be reproduced, except in full,
without the written consent of Pace Analytical Services, LLC.

Pace Analytical Services, LLC
9800 Kincey Ave. Suite 100
Huntersville, NC 28078
(704)875-9092

QUALITY CONTROL DATA

Project: 2020-L1-2448 Incident
Pace Project No.: 92491367

QC Batch: 560564
QC Batch Method: SM 6200B
Analysis Method: SM 6200B
Analysis Description: 6200B MSV
Laboratory: Pace Analytical Services - Charlotte

Associated Lab Samples: 92491152005

METHOD BLANK: 2974036 Matrix: Water
Associated Lab Samples: 92491152005

Parameter	Units	Blank Result	Reporting Limit	Analyzed	Qualifiers
1,1,1,2-Tetrachloroethane	ug/L	ND	0.50	08/18/20 01:52	
1,1,1-Trichloroethane	ug/L	ND	0.50	08/18/20 01:52	
1,1,2,2-Tetrachloroethane	ug/L	ND	0.50	08/18/20 01:52	
1,1,2-Trichloroethane	ug/L	ND	0.50	08/18/20 01:52	
1,1-Dichloroethane	ug/L	ND	0.50	08/18/20 01:52	
1,1-Dichloroethene	ug/L	ND	0.50	08/18/20 01:52	
1,1-Dichloropropene	ug/L	ND	0.50	08/18/20 01:52	
1,2,3-Trichlorobenzene	ug/L	ND	2.0	08/18/20 01:52	
1,2,3-Trichloropropane	ug/L	ND	0.50	08/18/20 01:52	
1,2,4-Trichlorobenzene	ug/L	ND	2.0	08/18/20 01:52	
1,2,4-Trimethylbenzene	ug/L	ND	0.50	08/18/20 01:52	
1,2-Dibromo-3-chloropropane	ug/L	ND	1.0	08/18/20 01:52	
1,2-Dibromoethane (EDB)	ug/L	ND	0.50	08/18/20 01:52	
1,2-Dichlorobenzene	ug/L	ND	0.50	08/18/20 01:52	
1,2-Dichloroethane	ug/L	ND	0.50	08/18/20 01:52	
1,2-Dichloropropane	ug/L	ND	0.50	08/18/20 01:52	
1,3,5-Trimethylbenzene	ug/L	ND	0.50	08/18/20 01:52	
1,3-Dichlorobenzene	ug/L	ND	0.50	08/18/20 01:52	
1,3-Dichloropropane	ug/L	ND	0.50	08/18/20 01:52	
1,4-Dichlorobenzene	ug/L	ND	0.50	08/18/20 01:52	
2,2-Dichloropropane	ug/L	ND	0.50	08/18/20 01:52	
2-Chlorotoluene	ug/L	ND	0.50	08/18/20 01:52	
4-Chlorotoluene	ug/L	ND	0.50	08/18/20 01:52	
Benzene	ug/L	ND	0.50	08/18/20 01:52	
Bromobenzene	ug/L	ND	0.50	08/18/20 01:52	
Bromochloromethane	ug/L	ND	0.50	08/18/20 01:52	
Bromodichloromethane	ug/L	ND	0.50	08/18/20 01:52	
Bromoform	ug/L	ND	0.50	08/18/20 01:52	
Bromomethane	ug/L	ND	5.0	08/18/20 01:52	
Carbon tetrachloride	ug/L	ND	0.50	08/18/20 01:52	
Chlorobenzene	ug/L	ND	0.50	08/18/20 01:52	
Chloroethane	ug/L	ND	1.0	08/18/20 01:52	
Chloroform	ug/L	ND	0.50	08/18/20 01:52	
Chloromethane	ug/L	ND	1.0	08/18/20 01:52	
cis-1,2-Dichloroethene	ug/L	ND	0.50	08/18/20 01:52	
cis-1,3-Dichloropropene	ug/L	ND	0.50	08/18/20 01:52	
Dibromochloromethane	ug/L	ND	0.50	08/18/20 01:52	
Dibromomethane	ug/L	ND	0.50	08/18/20 01:52	
Dichlorodifluoromethane	ug/L	ND	0.50	08/18/20 01:52	
Diisopropyl ether	ug/L	ND	0.50	08/18/20 01:52	

Results presented on this page are in the units indicated by the "Units" column except where an alternate unit is presented to the right of the result.

REPORT OF LABORATORY ANALYSIS

This report shall not be reproduced, except in full,
without the written consent of Pace Analytical Services, LLC.

Pace Analytical Services, LLC
9800 Kincey Ave. Suite 100
Huntersville, NC 28078
(704)875-9092

QUALITY CONTROL DATA

Project: 2020-L1-2448 Incident
Pace Project No.: 92491367

METHOD BLANK: 2974036 Matrix: Water
Associated Lab Samples: 92491152005

Parameter	Units	Blank Result	Reporting Limit	Analyzed	Qualifiers
Ethylbenzene	ug/L	ND	0.50	08/18/20 01:52	
Hexachloro-1,3-butadiene	ug/L	ND	2.0	08/18/20 01:52	
Isopropylbenzene (Cumene)	ug/L	ND	0.50	08/18/20 01:52	
m&p-Xylene	ug/L	ND	1.0	08/18/20 01:52	
Methyl-tert-butyl ether	ug/L	ND	0.50	08/18/20 01:52	
Methylene Chloride	ug/L	ND	2.0	08/18/20 01:52	
n-Butylbenzene	ug/L	ND	0.50	08/18/20 01:52	
n-Propylbenzene	ug/L	ND	0.50	08/18/20 01:52	
Naphthalene	ug/L	ND	2.0	08/18/20 01:52	
o-Xylene	ug/L	ND	0.50	08/18/20 01:52	
sec-Butylbenzene	ug/L	ND	0.50	08/18/20 01:52	
Styrene	ug/L	ND	0.50	08/18/20 01:52	
tert-Butylbenzene	ug/L	ND	0.50	08/18/20 01:52	
Tetrachloroethene	ug/L	ND	0.50	08/18/20 01:52	
Toluene	ug/L	ND	0.50	08/18/20 01:52	
trans-1,2-Dichloroethene	ug/L	ND	0.50	08/18/20 01:52	
trans-1,3-Dichloropropene	ug/L	ND	0.50	08/18/20 01:52	
Trichloroethene	ug/L	ND	0.50	08/18/20 01:52	
Trichlorofluoromethane	ug/L	ND	1.0	08/18/20 01:52	
Vinyl chloride	ug/L	ND	1.0	08/18/20 01:52	
1,2-Dichloroethane-d4 (S)	%	91	70-130	08/18/20 01:52	
4-Bromofluorobenzene (S)	%	104	70-130	08/18/20 01:52	
Toluene-d8 (S)	%	105	70-130	08/18/20 01:52	

LABORATORY CONTROL SAMPLE: 2974037

Parameter	Units	Spike Conc.	LCS Result	LCS % Rec	% Rec Limits	Qualifiers
1,1,1,2-Tetrachloroethane	ug/L	50	54.4	109	60-140	
1,1,1-Trichloroethane	ug/L	50	53.0	106	60-140	
1,1,2,2-Tetrachloroethane	ug/L	50	51.8	104	60-140	
1,1,2-Trichloroethane	ug/L	50	54.6	109	60-140	
1,1-Dichloroethane	ug/L	50	52.1	104	60-140	
1,1-Dichloroethene	ug/L	50	52.3	105	60-140	
1,1-Dichloropropene	ug/L	50	57.0	114	60-140	
1,2,3-Trichlorobenzene	ug/L	50	47.9	96	60-140	
1,2,3-Trichloropropane	ug/L	50	49.8	100	60-140	
1,2,4-Trichlorobenzene	ug/L	50	48.6	97	60-140	
1,2,4-Trimethylbenzene	ug/L	50	51.4	103	60-140	
1,2-Dibromo-3-chloropropane	ug/L	50	52.4	105	60-140	
1,2-Dibromoethane (EDB)	ug/L	50	57.1	114	60-140	
1,2-Dichlorobenzene	ug/L	50	52.1	104	60-140	
1,2-Dichloroethane	ug/L	50	46.5	93	60-140	
1,2-Dichloropropane	ug/L	50	57.9	116	60-140	
1,3,5-Trimethylbenzene	ug/L	50	52.1	104	60-140	

Results presented on this page are in the units indicated by the "Units" column except where an alternate unit is presented to the right of the result.

REPORT OF LABORATORY ANALYSIS

This report shall not be reproduced, except in full,
without the written consent of Pace Analytical Services, LLC.

Pace Analytical Services, LLC
9800 Kincey Ave. Suite 100
Huntersville, NC 28078
(704)875-9092

QUALITY CONTROL DATA

Project: 2020-L1-2448 Incident
Pace Project No.: 92491367

LABORATORY CONTROL SAMPLE: 2974037

Parameter	Units	Spike Conc.	LCS Result	LCS % Rec	% Rec Limits	Qualifiers
1,3-Dichlorobenzene	ug/L	50	52.1	104	60-140	
1,3-Dichloropropane	ug/L	50	56.5	113	60-140	
1,4-Dichlorobenzene	ug/L	50	50.1	100	60-140	
2,2-Dichloropropane	ug/L	50	51.9	104	60-140	
2-Chlorotoluene	ug/L	50	51.8	104	60-140	
4-Chlorotoluene	ug/L	50	50.2	100	60-140	
Benzene	ug/L	50	53.0	106	60-140	
Bromobenzene	ug/L	50	49.9	100	60-140	
Bromochloromethane	ug/L	50	54.3	109	60-140	
Bromodichloromethane	ug/L	50	49.8	100	60-140	
Bromoform	ug/L	50	55.0	110	60-140	
Bromomethane	ug/L	50	63.2	126	60-140	
Carbon tetrachloride	ug/L	50	53.0	106	60-140	
Chlorobenzene	ug/L	50	50.2	100	60-140	
Chloroethane	ug/L	50	50.4	101	60-140	
Chloroform	ug/L	50	49.9	100	60-140	
Chloromethane	ug/L	50	45.3	91	60-140	
cis-1,2-Dichloroethene	ug/L	50	52.7	105	60-140	
cis-1,3-Dichloropropene	ug/L	50	61.7	123	60-140	
Dibromochloromethane	ug/L	50	57.8	116	60-140	
Dibromomethane	ug/L	50	52.5	105	60-140	
Dichlorodifluoromethane	ug/L	50	43.1	86	60-140	
Diisopropyl ether	ug/L	50	57.1	114	60-140	
Ethylbenzene	ug/L	50	50.1	100	60-140	
Hexachloro-1,3-butadiene	ug/L	50	46.6	93	60-140	
Isopropylbenzene (Cumene)	ug/L	50	51.1	102	60-140	
m&p-Xylene	ug/L	100	101	101	60-140	
Methyl-tert-butyl ether	ug/L	50	60.2	120	60-140	
Methylene Chloride	ug/L	50	48.5	97	60-140	
n-Butylbenzene	ug/L	50	49.6	99	60-140	
n-Propylbenzene	ug/L	50	50.4	101	60-140	
Naphthalene	ug/L	50	47.9	96	60-140	
o-Xylene	ug/L	50	51.7	103	60-140	
sec-Butylbenzene	ug/L	50	50.7	101	60-140	
Styrene	ug/L	50	53.7	107	60-140	
tert-Butylbenzene	ug/L	50	44.0	88	60-140	
Tetrachloroethene	ug/L	50	51.3	103	60-140	
Toluene	ug/L	50	48.8	98	60-140	
trans-1,2-Dichloroethene	ug/L	50	50.0	100	60-140	
trans-1,3-Dichloropropene	ug/L	50	56.6	113	60-140	
Trichloroethene	ug/L	50	56.3	113	60-140	
Trichlorofluoromethane	ug/L	50	42.9	86	60-140	
Vinyl chloride	ug/L	50	48.1	96	60-140	
1,2-Dichloroethane-d4 (S)	%			99	70-130	
4-Bromofluorobenzene (S)	%			98	70-130	
Toluene-d8 (S)	%			98	70-130	

Results presented on this page are in the units indicated by the "Units" column except where an alternate unit is presented to the right of the result.

REPORT OF LABORATORY ANALYSIS

This report shall not be reproduced, except in full,
without the written consent of Pace Analytical Services, LLC.

Pace Analytical Services, LLC
9800 Kincey Ave. Suite 100
Huntersville, NC 28078
(704)875-9092

QUALITY CONTROL DATA

Project: 2020-L1-2448 Incident
Pace Project No.: 92491367

MATRIX SPIKE & MATRIX SPIKE DUPLICATE: 2974038 2974039

Parameter	Units	92491152001 Result	MS Spike Conc.	MSD Spike Conc.	MS Result	MSD Result	MS % Rec	MSD % Rec	% Rec Limits	RPD	Qual
1,1,1,2-Tetrachloroethane	ug/L	ND	20	20	20.9	21.7	104	109	60-140	4	
1,1,1-Trichloroethane	ug/L	ND	20	20	22.5	22.6	112	113	60-140	1	
1,1,2,2-Tetrachloroethane	ug/L	ND	20	20	19.1	20.4	96	102	60-140	6	
1,1,2-Trichloroethane	ug/L	ND	20	20	20.0	21.0	100	105	60-140	5	
1,1-Dichloroethane	ug/L	ND	20	20	20.9	21.5	105	108	60-140	3	
1,1-Dichloroethene	ug/L	ND	20	20	22.2	22.7	111	114	60-140	2	
1,1-Dichloropropene	ug/L	ND	20	20	21.5	22.1	108	111	60-140	3	
1,2,3-Trichlorobenzene	ug/L	ND	20	20	14.1	14.1	67	66	60-140	0	
1,2,3-Trichloropropane	ug/L	ND	20	20	19.1	20.6	95	103	60-140	8	
1,2,4-Trichlorobenzene	ug/L	ND	20	20	15.4	15.7	69	71	60-140	2	
1,2,4-Trimethylbenzene	ug/L	ND	20	20	20.4	20.5	102	102	60-140	0	
1,2-Dibromo-3-chloropropane	ug/L	ND	20	20	18.5	19.8	92	99	60-140	7	
1,2-Dibromoethane (EDB)	ug/L	ND	20	20	19.6	22.1	98	111	60-140	12	
1,2-Dichlorobenzene	ug/L	ND	20	20	18.8	19.1	94	95	60-140	2	
1,2-Dichloroethane	ug/L	ND	20	20	19.1	20.0	96	100	60-140	4	
1,2-Dichloropropane	ug/L	ND	20	20	20.9	20.9	105	105	60-140	0	
1,3,5-Trimethylbenzene	ug/L	ND	20	20	21.1	21.3	105	107	60-140	1	
1,3-Dichlorobenzene	ug/L	ND	20	20	19.2	19.7	96	99	60-140	2	
1,3-Dichloropropane	ug/L	ND	20	20	20.5	20.4	102	102	60-140	0	
1,4-Dichlorobenzene	ug/L	ND	20	20	18.9	19.5	94	98	60-140	3	
2,2-Dichloropropane	ug/L	ND	20	20	23.2	23.8	116	119	60-140	3	
2-Chlorotoluene	ug/L	ND	20	20	21.2	21.1	106	106	60-140	0	
4-Chlorotoluene	ug/L	ND	20	20	20.4	20.7	102	104	60-140	2	
Benzene	ug/L	ND	20	20	20.8	21.5	104	107	60-140	3	
Bromobenzene	ug/L	ND	20	20	20.3	20.4	101	102	60-140	1	
Bromochloromethane	ug/L	ND	20	20	20.7	21.6	104	108	60-140	4	
Bromodichloromethane	ug/L	ND	20	20	18.8	20.1	94	100	60-140	6	
Bromoform	ug/L	ND	20	20	19.1	20.3	96	101	60-140	6	
Bromomethane	ug/L	ND	20	20	16.7	21.6	83	108	60-140	26	
Carbon tetrachloride	ug/L	ND	20	20	22.5	23.4	112	117	60-140	4	
Chlorobenzene	ug/L	ND	20	20	20.0	20.6	100	103	60-140	3	
Chloroethane	ug/L	ND	20	20	25.3	26.7	127	133	60-140	5	
Chloroform	ug/L	ND	20	20	21.4	21.2	107	106	60-140	1	
Chloromethane	ug/L	ND	20	20	16.2	16.2	81	81	60-140	0	
cis-1,2-Dichloroethene	ug/L	ND	20	20	20.3	21.3	101	107	60-140	5	
cis-1,3-Dichloropropene	ug/L	ND	20	20	21.8	22.6	109	113	60-140	4	
Dibromochloromethane	ug/L	ND	20	20	20.9	21.7	104	108	60-140	4	
Dibromomethane	ug/L	ND	20	20	20.1	21.7	100	109	60-140	8	
Dichlorodifluoromethane	ug/L	ND	20	20	20.6	20.6	103	103	60-140	0	
Diisopropyl ether	ug/L	ND	20	20	19.2	19.6	96	98	60-140	2	
Ethylbenzene	ug/L	ND	20	20	20.2	21.1	101	105	60-140	4	
Hexachloro-1,3-butadiene	ug/L	ND	20	20	17.5	17.8	87	89	60-140	2	
Isopropylbenzene (Cumene)	ug/L	ND	20	20	20.7	21.3	103	107	60-140	3	
m&p-Xylene	ug/L	ND	40	40	41.3	42.2	103	106	60-140	2	
Methyl-tert-butyl ether	ug/L	ND	20	20	20.8	21.6	104	108	60-140	3	
Methylene Chloride	ug/L	ND	20	20	19.1	19.0	95	95	60-140	0	

Results presented on this page are in the units indicated by the "Units" column except where an alternate unit is presented to the right of the result.

REPORT OF LABORATORY ANALYSIS

This report shall not be reproduced, except in full,
without the written consent of Pace Analytical Services, LLC.

Pace Analytical Services, LLC
9800 Kincey Ave. Suite 100
Huntersville, NC 28078
(704)875-9092

QUALITY CONTROL DATA

Project: 2020-L1-2448 Incident
Pace Project No.: 92491367

MATRIX SPIKE & MATRIX SPIKE DUPLICATE: 2974038 2974039

Parameter	Units	92491152001 Result	MS Spike Conc.	MSD Spike Conc.	MS Result	MSD Result	MS % Rec	MSD % Rec	% Rec Limits	RPD	Qual
n-Butylbenzene	ug/L	ND	20	20	20.0	20.0	100	100	60-140	0	
n-Propylbenzene	ug/L	ND	20	20	21.1	21.2	106	106	60-140	0	
Naphthalene	ug/L	ND	20	20	13.9	14.5	69	72	60-140	4	
o-Xylene	ug/L	ND	20	20	19.7	20.5	98	103	60-140	4	
sec-Butylbenzene	ug/L	ND	20	20	20.9	21.0	105	105	60-140	0	
Styrene	ug/L	ND	20	20	20.0	20.9	100	105	60-140	5	
tert-Butylbenzene	ug/L	ND	20	20	17.9	17.7	89	89	60-140	1	
Tetrachloroethene	ug/L	ND	20	20	20.4	21.2	102	106	60-140	4	
Toluene	ug/L	ND	20	20	20.8	21.5	104	108	60-140	4	
trans-1,2-Dichloroethene	ug/L	ND	20	20	21.9	22.3	110	111	60-140	1	
trans-1,3-Dichloropropene	ug/L	ND	20	20	21.2	22.0	106	110	60-140	4	
Trichloroethene	ug/L	ND	20	20	21.5	21.6	107	108	60-140	1	
Trichlorofluoromethane	ug/L	ND	20	20	22.6	22.5	113	112	60-140	1	
Vinyl chloride	ug/L	ND	20	20	19.8	20.2	99	101	60-140	2	
1,2-Dichloroethane-d4 (S)	%						104	106	70-130		
4-Bromofluorobenzene (S)	%						100	100	70-130		
Toluene-d8 (S)	%						99	100	70-130		

Results presented on this page are in the units indicated by the "Units" column except where an alternate unit is presented to the right of the result.

REPORT OF LABORATORY ANALYSIS

This report shall not be reproduced, except in full,
without the written consent of Pace Analytical Services, LLC.

Pace Analytical Services, LLC
9800 Kincey Ave. Suite 100
Huntersville, NC 28078
(704)875-9092

QUALIFIERS

Project: 2020-L1-2448 Incident
Pace Project No.: 92491367

DEFINITIONS

DF - Dilution Factor, if reported, represents the factor applied to the reported data due to dilution of the sample aliquot.

ND - Not Detected at or above adjusted reporting limit.

TNTC - Too Numerous To Count

J - Estimated concentration above the adjusted method detection limit and below the adjusted reporting limit.

MDL - Adjusted Method Detection Limit.

PQL - Practical Quantitation Limit.

RL - Reporting Limit - The lowest concentration value that meets project requirements for quantitative data with known precision and bias for a specific analyte in a specific matrix.

S - Surrogate

1,2-Diphenylhydrazine decomposes to and cannot be separated from Azobenzene using Method 8270. The result for each analyte is a combined concentration.

Consistent with EPA guidelines, unrounded data are displayed and have been used to calculate % recovery and RPD values.

LCS(D) - Laboratory Control Sample (Duplicate)

MS(D) - Matrix Spike (Duplicate)

DUP - Sample Duplicate

RPD - Relative Percent Difference

NC - Not Calculable.

SG - Silica Gel - Clean-Up

U - Indicates the compound was analyzed for, but not detected.

Acid preservation may not be appropriate for 2 Chloroethylvinyl ether.

A separate vial preserved to a pH of 4-5 is recommended in SW846 Chapter 4 for the analysis of Acrolein and Acrylonitrile by EPA Method 8260.

N-Nitrosodiphenylamine decomposes and cannot be separated from Diphenylamine using Method 8270. The result reported for each analyte is a combined concentration.

Pace Analytical is TNI accredited. Contact your Pace PM for the current list of accredited analytes.

TNI - The NELAC Institute.

This report shall not be reproduced, except in full,
without the written consent of Pace Analytical Services, LLC.

Pace Analytical Services, LLC
9800 Kincey Ave. Suite 100
Huntersville, NC 28078
(704)875-9092

QUALITY CONTROL DATA CROSS REFERENCE TABLE

Project: 2020-L1-2448 Incident
Pace Project No.: 92491367

Lab ID	Sample ID	QC Batch Method	QC Batch	Analytical Method	Analytical Batch
92491152005	**13835 AC RD**	EPA 3010A	560534	EPA 6010D	560547
92491152005	**13835 AC RD**	SM 6200B	560564		

This report shall not be reproduced, except in full,
without the written consent of Pace Analytical Services, LLC.

Pace Analytical

CHAIN-OF-CUSTODY Analytical Request Document

Chain-of-Custody is a LEGAL DOCUMENT - Complete all relevent fields

LAB U

WO# : 92491367

92491367

Number or

Conta

Company: Apex Companies	Billing Information:
Address:	
Report To: Andrew Street	Email To: Emily Little / A. Street
Copy To:	Site Collection Info/Address: 13835 Asbury Chapel Rd.
Customer Project Name/Number: Colonial Huntersville Release	State: NC County/City: Huntersville Time Zone Collected: [ ] PT [ ] MT [ ] CT [ ] ET
Phone: Email:	Site/Facility ID #: Compliance Monitoring? [ ] Yes [ ] No
Collected By (print): Gordon J O'Toole	Purchase Order #: Quote #: DW PWS ID #: DW Location Code:
Collected By (signature): GJO Toole	Turnaround Date Required: ASAP Immediately Packed on Ice: [X] Yes [ ] No
Sample Disposal: [ ] Dispose as appropriate [ ] Return [ ] Archive: [ ] Hold:	Rush: [✓] Same Day [✓] Next Day [ ] 2 Day [ ] 3 Day [ ] 4 Day [ ] 5 Day (Expedite Charges Apply) Field Filtered (if applicable): [ ] Yes [X] No Analysis:

** Preservative Types: (1) nitric acid, (2) sulfuric acid, (3) hydrochloric acid, (4) sodium hydroxide, (5) zinc acetate, (6) methanol, (7) sodium bisulfate, (8) sodium thiosulfate, (9) hexane, (A) ascorbic acid, (B) ammonium sulfate, (C) ammonium hydroxide, (D) TSP, (U) Unpreserved, (O) Other

* Matrix Codes (Insert in Matrix box below): Drinking Water (DW), Ground Water (GW), Wastewater (WW), Product (P), Soil/Solid (SL), Oil (OL), Wipe (WP), Air (AR), Tissue (TS), Bioassay (B), Vapor (V), Other (OT)

Analyses

Customer Sample ID	Matrix *	Comp / Grab	Collected (or Composite Start) Date	Collected (or Composite Start) Time	Composite End Date	Composite End Time	Res Cl	# of Ctns	VOCs SM 6200 B	MADEP VPH	Lead
13835 AC Rd.	DW				8-17-20	15:40		8	X	X	X

Lab Profile/Line:

Lab Sample Receipt Checklist:

Custody Seals Present/Intact	Y N NA
Custody Signatures Present	Y N NA
Collector Signature Present	Y N NA
Bottles Intact	Y N NA
Correct Bottles	Y N NA
Sufficient Volume	Y N NA
Samples Received on Ice	Y N NA
VOA - Headspace Acceptable	Y N NA
USDA Regulated Soils	Y N NA
Samples in Holding Time	Y N NA
Residual Chlorine Present	Y N NA
Cl Strips:	
Sample pH Acceptable	Y N NA
pH Strips:	
Sulfide Present	Y N NA
Lead Acetate Strips:	

LAB USE ONLY:
Lab Sample # / Comments:

AMB 8-19-2020 ~~92491152~~ 92491367

~~005~~ 001

AMB 8-19-2020

Customer Remarks / Special Conditions / Possible Hazards:

Type of Ice Used: Wet Blue Dry None

Packing Material Used:

Radchem sample(s) screened (<500 cpm): Y N NA

SHORT HOLDS PRESENT (<72 hours): Y N N/A

Lab Tracking #: 2538655

Samples received via: FEDEX UPS Client Courier Pace Courier

Lab Sample Temperature Info:
Temp Blank Received: Y N NA
Therm ID#: 927061
Cooler 1 Temp Upon Receipt: 2.6 oC
Cooler 1 Therm Corr. Factor: 0 oC
Cooler 1 Corrected Temp: 2.6 oC
Comments:

Relinquished by/Company: (Signature)	Date/Time:	Received by/Company: (Signature)	Date/Time:
Andrew Street / Apex	8/17/20 14:45	Erick Bowker Pace	8-17-20 1625
Relinquished by/Company: (Signature)	Date/Time:	Received by/Company: (Signature)	Date/Time:
Relinquished by/Company: (Signature)	Date/Time:	Received by/Company: (Signature)	Date/Time:

MTJL LAB USE ONLY
Table #:
Acctnum:
Template:
Prelogin:
PM:
PB:

Trip Blank Received: Y N NA
HCL MeOH TSP Other

Non Conformance(s): YES / NO

Page: of:

Report of Analysis

Pace Analytical Services, Inc.
9800 Kincey Avenue
Suite 100
Huntersville, NC 28078
Attention: Angela M. Baioni

Project Name: Colonial Huntersville Release

Project Number: 92491152

Lot Number:**VH19065**

Date Completed:08/20/2020

08/20/2020 2:28 PM
Approved and released by:
Project Manager II: **Cathy S. Dover**

The electronic signature above is the equivalent of a handwritten signature.
This report shall not be reproduced, except in its entirety, without the written approval of Pace Analytical Services, LLC.

Case Narrative
Pace Analytical Services, Inc.
Lot Number: VH19065

This Report of Analysis contains the analytical result(s) for the sample(s) listed on the Sample Summary following this Case Narrative. The sample receiving date is documented in the header information associated with each sample.

All results listed in this report relate only to the samples that are contained within this report.

Sample receipt, sample analysis, and data review have been performed in accordance with the most current approved NELAC standards, the Pace Analytical Services, LLC ("Pace") Quality Assurance Management Plan (QAMP), standard operating procedures (SOPs), and Pace policies. Any exceptions to the NELAC standards, the QAMP, SOPs or policies are qualified on the results page or discussed below.

If you have any questions regarding this report please contact the Pace Project Manager listed on the cover page.

Sample Summary

Pace Analytical Services, Inc.

Lot Number: VH19065

Project Name: Colonial Huntersville Release

Project Number: 92491152

Sample Number	Sample ID	Matrix	Date Sampled	Date Received
001	13835 AC RD	Aqueous	08/17/2020 1540	08/18/2020

(1 sample)

Detection Summary

Pace Analytical Services, Inc.

Lot Number: VH19065

Project Name: Colonial Huntersville Release

Project Number: 92491152

Sample	Sample ID	Matrix	Parameter	Method	Result	Q	Units	Page

(0 detections)

MADEP VPH (aliphatics)

Client: Pace Analytical Services, Inc. | Laboratory ID: VH19065-001
Description: 13835 AC RD | Matrix: Aqueous
Date Sampled: 08/17/2020 1540 | Project Name: Colonial Huntersville Release
Date Received: 08/18/2020 | Project Number: 92491152

Run	Prep Method	Analytical Method	Dilution	Analysis Date	Analyst	Prep Date	Batch
1	VPH	MADEP-VPH-18-2.1	1	08/18/2020 1528	ECB		64100

Parameter	CAS Number	Analytical Method	Result	Q	LOQ	Units	Run
C5 - C8 Aliphatics		MADEP-VPH-18-	ND		75	ug/L	1
C9 - C12 Aliphatics		MADEP-VPH-18-	ND		75	ug/L	1

Surrogate	Q	Run 1 % Recovery	Acceptance Limits
2,5-Dibromotoluene (FID)		99	70-130

LOQ = Limit of Quantitation
ND = Not detected at or above the LOQ
H = Out of holding time
B = Detected in the method blank
N = Recovery is out of criteria
W = Reported on wet weight basis
E = Quantitation of compound exceeded the calibration range
P = The RPD between two GC columns exceeds 40%

Pace Analytical Services, LLC *(formerly Shealy Environmental Services, Inc.)*
106 Vantage Point Drive West Columbia, SC 29172 (803) 791-9700 Fax (803) 791-9111 www.pacelabs.com

MADEP VPH (aromatics)

Client: Pace Analytical Services, Inc. | Laboratory ID: VH19065-001
Description: 13835 AC RD | Matrix: Aqueous
Date Sampled: 08/17/2020 1540 | Project Name: Colonial Huntersville Release
Date Received: 08/18/2020 | Project Number: 92491152

Run	Prep Method	Analytical Method	Dilution	Analysis Date	Analyst	Prep Date	Batch
1	VPH	MADEP-VPH-18-2.1	1	08/18/2020 1528	ECB		64098

Parameter	CAS Number	Analytical Method	Result	Q	LOQ	Units	Run
C9 - C10 Aromatics		MADEP-VPH-18-	ND		25	ug/L	1

Surrogate	Q	Run 1 % Recovery	Acceptance Limits
2,5-Dibromotoluene (PID)		99	70-130

LOQ = Limit of Quantitation
ND = Not detected at or above the LOQ
H = Out of holding time
B = Detected in the method blank
N = Recovery is out of criteria
W = Reported on wet weight basis
E = Quantitation of compound exceeded the calibration range
P = The RPD between two GC columns exceeds 40%

Pace Analytical Services, LLC *(formerly Shealy Environmental Services, Inc.)*
106 Vantage Point Drive West Columbia, SC 29172 (803) 791-9700 Fax (803) 791-9111 www.pacelabs.com

QC Summary

MADEP VPH (aromatics) - MB

Sample ID: VQ64098-001
Batch: 64098
Analytical Method: MADEP-VPH-18-2.1

Matrix: Aqueous
Prep Method: VPH

Parameter	Result	Q	Dil	LOQ	Units	Analysis Date
C9 - C10 Aromatics	ND		1	25	ug/L	08/18/2020 1125

Surrogate	Q	% Rec	Acceptance Limit
2,5-Dibromotoluene (PID)		98	70-130

LOQ = Limit of Quantitation
DL = Detection Limit
LOD = Limit of Detection

P = The RPD between two GC columns exceeds 40%
J = Estimated result < LOQ and ≥ DL
ND = Not detected at or above the LOQ

N = Recovery is out of criteria
+ = RPD is out of criteria

Note: Calculations are performed before rounding to avoid round-off errors in calculated results

MADEP VPH (aromatics) - LCS

Sample ID: VQ64098-002
Batch: 64098
Analytical Method: MADEP-VPH-18-2.1

Matrix: Aqueous
Prep Method: VPH

Parameter	Spike Amount (ug/L)	Result (ug/L)	Q	Dil	% Rec	% Rec Limit	Analysis Date
C9 - C10 Aromatics	25	22		1	87	70-130	08/18/2020 1028

Surrogate	Q	% Rec	Acceptance Limit
2,5-Dibromotoluene (PID)		85	70-130

LOQ = Limit of Quantitation
DL = Detection Limit
LOD = Limit of Detection

P = The RPD between two GC columns exceeds 40%
J = Estimated result < LOQ and ≥ DL
ND = Not detected at or above the LOQ

N = Recovery is out of criteria
+ = RPD is out of criteria

Note: Calculations are performed before rounding to avoid round-off errors in calculated results

MADEP VPH (aromatics) - LCSD

Sample ID: VQ64098-003
Batch: 64098
Analytical Method: MADEP-VPH-18-2.1

Matrix: Aqueous
Prep Method: VPH

Parameter	Spike Amount (ug/L)	Result (ug/L)	Q	Dil	% Rec	% RPD	% Rec Limit	% RPD Limit	Analysis Date
C9 - C10 Aromatics	25	23		1	93	6.7	70-130	25	08/18/2020 1057

Surrogate	Q	% Rec	Acceptance Limit
2,5-Dibromotoluene (PID)		90	70-130

LOQ = Limit of Quantitation
DL = Detection Limit
LOD = Limit of Detection

P = The RPD between two GC columns exceeds 40%
J = Estimated result < LOQ and ≥ DL
ND = Not detected at or above the LOQ

N = Recovery is out of criteria
+ = RPD is out of criteria

Note: Calculations are performed before rounding to avoid round-off errors in calculated results

MADEP VPH (aliphatics) - MB

Sample ID: VQ64100-001
Batch: 64100
Analytical Method: MADEP-VPH-18-2.1

Matrix: Aqueous
Prep Method: VPH

Parameter	Result	Q	Dil	LOQ	Units	Analysis Date
C5 - C8 Aliphatics	ND		1	75	ug/L	08/18/2020 1125
C9 - C12 Aliphatics	ND		1	75	ug/L	08/18/2020 1125

Surrogate	Q	% Rec	Acceptance Limit
2,5-Dibromotoluene (FID)		100	70-130

LOQ = Limit of Quantitation
DL = Detection Limit
LOD = Limit of Detection

P = The RPD between two GC columns exceeds 40%
J = Estimated result < LOQ and ≥ DL
ND = Not detected at or above the LOQ

N = Recovery is out of criteria
+ = RPD is out of criteria

Note: Calculations are performed before rounding to avoid round-off errors in calculated results

MADEP VPH (aliphatics) - LCS

Sample ID: VQ64100-002
Batch: 64100
Analytical Method: MADEP-VPH-18-2.1

Matrix: Aqueous
Prep Method: VPH

Parameter	Spike Amount (ug/L)	Result (ug/L)	Q	Dil	% Rec	% Rec Limit	Analysis Date
C5 - C8 Aliphatics	150	130		1	87	70-130	08/18/2020 1028
C9 - C12 Aliphatics	180	150		1	83	70-130	08/18/2020 1028

Surrogate	Q	% Rec	Acceptance Limit
2,5-Dibromotoluene (FID)		84	70-130

LOQ = Limit of Quantitation
DL = Detection Limit
LOD = Limit of Detection

P = The RPD between two GC columns exceeds 40%
J = Estimated result < LOQ and ≥ DL
ND = Not detected at or above the LOQ

N = Recovery is out of criteria
+ = RPD is out of criteria

Note: Calculations are performed before rounding to avoid round-off errors in calculated results

MADEP VPH (aliphatics) - LCSD

Sample ID: VQ64100-003
Batch: 64100
Analytical Method: MADEP-VPH-18-2.1

Matrix: Aqueous
Prep Method: VPH

Parameter	Spike Amount (ug/L)	Result (ug/L)	Q	Dil	% Rec	% RPD	% Rec Limit	% RPD Limit	Analysis Date
C5 - C8 Aliphatics	150	140		1	92	5.2	70-130	25	08/18/2020 1057
C9 - C12 Aliphatics	180	160		1	89	7.0	70-130	25	08/18/2020 1057

Surrogate	Q	% Rec	Acceptance Limit
2,5-Dibromotoluene (FID)		90	70-130

LOQ = Limit of Quantitation
DL = Detection Limit
LOD = Limit of Detection

P = The RPD between two GC columns exceeds 40%
J = Estimated result < LOQ and ≥ DL
ND = Not detected at or above the LOQ

N = Recovery is out of criteria
+ = RPD is out of criteria

Note: Calculations are performed before rounding to avoid round-off errors in calculated results

Chain of Custody

and

Miscellaneous Documents

Internal Transfer Chain of Custody

Pace Analytical®
www.pacelabs.com

☐ Samples Pre-Logged into eCOC.

State Of Origin: NC
Cert. Needed: ☑ Yes ☐ No

Workorder: 92491152 Workorder Name: Colonial Huntersville Release

Owner Received Date: 8/17/2020 Results Requested By: 8/18/2020

Report To	Subcontract To
Angela Baloni ~~Pace Analytical Charlotte~~ 9800 Kincey Ave. Suite 100 Huntersville, NC 28078 Phone (704)875-9092	Pace Analytical West Columbia ~~165 Vantage Point Drive~~ West Columbia, SC 29172 Phone (803)791-9700

Item	Sample ID	Sample Type	Collect Date/Time	Lab ID	Matrix	Preserved Containers: HCL	NC VFH
1	13945 AC RD	PS	8/17/2020 13:40	92491152001	Water	3	X
2	13923 AC RD	PS	8/17/2020 14:45	92491152002	Water	3	X
3	14024 SIMS RD	PS	8/17/2020 11:30	92491152003	Water	3	X
4	13901 SIMS RD	PS	8/17/2020 10:25	92491152004	Water	3	X
5	13935 AC RD	PS	8/17/2020 15:40	92491152005	Water	3	X
6	FD1 081720	PS	8/17/2020 00:00	92491152006	Water	3	X
7	FIELD BLANK 1	PS	8/17/2020 11:55	92491152007	Water	3	X
8	TRIP BLANK	PS	8/17/2020 00:00	92491152008	Water	1	X

Requested Analysis

VH18001 CSD
VH19065 CSD
VH19015 CSD
VH19019 CSD
VH19017 CSD
VH19021 CSD

Comments

Transfers	Released By	Date/Time	Received By	Date/Time
1	MD Pace HVL 8/17/20	1800		
2				
3				8/18/2020 0800

Cooler Temperature on Receipt 1.7 °C | Custody Seal Y or N | Received on Ice (Y) or N | Samples Intact (Y) or N

****In order to maintain client confidentiality, location/name of the sampling site, sampler's name and signature may not be provided on this COC document. This chain of custody is considered complete as is since this information is available in the owner laboratory.*

Pace Analytical Services, LLC (formerly Shealy Environmental Services, Inc.)
106 Vantage Point Drive West Columbia, SC 29172 (803) 791-9700 Fax (803) 791-9111 www.pacelabs.com

Shealy Environmental Services, Inc.
Document Number: ME0018C-14

Page 1 of 1
Effective Date: 8/2/2018

Sample Receipt Checklist (SRC)

Client: PACE

Cooler Inspected by/date: JSH / 08/18/2020 Lot #: VH18001/VH19015/VH19017/VH19019/VH19021/VH19065

Means of receipt: ☐ SESI ☐ Client ☐ UPS ☐ FedEx ☑ Other: COURIER

☐ Yes	☑ No		1. Were custody seals present on the cooler?
☐ Yes	☐ No	☑ NA	2. If custody seals were present, were they intact and unbroken?

pH Strip ID: NA Chlorine Strip ID: NA Tested by: NA

(Original temperature upon receipt / Derived (Corrected) temperature upon receipt %Solid Snap-Cup ID: NA

4.7 /4.7 °C NA /NA °C NA /NA °C NA /NA °C

Method: ☐ Temperature Blank ☑ Against Bottles IR Gun ID: 5 IR Gun Correction Factor: 0 °C

Method of coolant: ☑ Wet Ice ☐ Ice Packs ☐ Dry Ice ☐ None

☐ Yes	☐ No	☑ NA	3. If temperature of any cooler exceeded 6.0°C, was Project Manager Notified? PM was Notified by: phone / email / face-to-face (circle one).
☐ Yes	☐ No	☑ NA	4. Is the commercial courier's packing slip attached to this form?
☑ Yes	☐ No		5. Were proper custody procedures (relinquished/received) followed?
☑ Yes	☐ No		6. Were sample IDs listed on the COC?
☑ Yes	☐ No		7. Were sample IDs listed on all sample containers?
☑ Yes	☐ No		8. Was collection date & time listed on the COC?
☑ Yes	☐ No		9. Was collection date & time listed on all sample containers?
☑ Yes	☐ No		10. Did all container label information (ID, date, time) agree with the COC?
☑ Yes	☐ No		11. Were tests to be performed listed on the COC?
☑ Yes	☐ No		12. Did all samples arrive in the proper containers for each test and/or in good condition (unbroken, lids on, etc.)?
☑ Yes	☐ No		13. Was adequate sample volume available?
☑ Yes	☐ No		14. Were all samples received within ½ the holding time or 48 hours, whichever comes first?
☐ Yes	☑ No		15. Were any samples containers missing/excess (circle one) samples Not listed on COC?
☐ Yes	☐ No	☑ NA	16. For VOA and RSK-175 samples, were bubbles present >"pea-size" (¼"or 6mm in diameter) in any of the VOA vials?
☐ Yes	☐ No	☑ NA	17. Were all DRO/metals/nutrient samples received at a pH of < 2?
☐ Yes	☐ No	☑ NA	18. Were all cyanide samples received at a pH > 12 and sulfide samples received at a pH > 9?
☐ Yes	☐ No	☐ NA	19. Were all applicable NH_3/TKN/cyanide/phenol/625 (< 0.5mg/L) samples free of residual chlorine?
☐ Yes	☐ No	☑ NA	20. Were client remarks/requests (i.e. requested dilutions, MS/MSD designations, etc…) correctly transcribed from the COC into the comment section in LIMS?
☐ Yes	☑ No		21. Was the quote number listed on the container label? If yes, Quote # NA

Sample Preservation (Must be completed for any sample(s) incorrectly preserved or with headspace.)

Sample(s) NA were received incorrectly preserved and were adjusted accordingly in sample receiving with NA mL of circle one: H2SO4, HNO3, HCl, NaOH using SR # NA. Time of preservation NA. If more than one preservative is needed, please note in the comments below.

Sample(s) NA were received with bubbles >6 mm in diameter.

Samples(s) NA were received with TRC > 0.5 mg/L (if #19 is *no*) and were adjusted accordingly in sample receiving with sodium thiosulfate ($Na_2S_2O_3$) with Shealy ID: NA.

SR barcode labels applied by: JSH Date: 08/18/2020

Comments:

Pace Analytical Services, LLC
9800 Kincey Ave. Suite 100
Huntersville, NC 28078
(704)875-9092

August 20, 2020

Andrew Street
Apex Companies - NC
5900 Northwoods Business Pkwy
Suite 5900-0
Charlotte, NC 28269

RE: Project: 2020-L1-2448 Incident
Pace Project No.: 92491368

Dear Andrew Street:

Enclosed are the analytical results for sample(s) received by the laboratory on August 17, 2020. The results relate only to the samples included in this report. Results reported herein conform to the applicable TNI/NELAC Standards and the laboratory's Quality Manual, where applicable, unless otherwise noted in the body of the report.

The test results provided in this final report were generated by each of the following laboratories within the Pace Network:

- Pace Analytical Services - Asheville
- Pace Analytical Services - Charlotte

If you have any questions concerning this report, please feel free to contact me.

Sincerely,

Angela M. Baioni

Angela Baioni
angela.baioni@pacelabs.com
(704)875-9092
Project Manager

Enclosures

cc: J Culbreath, Colonial Pipeline Company
Margaret King, APEX Companies, LLC
Emily Little, Apex Companies
Jeff Morrison, Colonial Pipeline Company
Tom Naumann, APEX Companies - NC
J Tate, Colonial Pipeline Company
JM Wyatt, Colonial Pipeline Company

This report shall not be reproduced, except in full,
without the written consent of Pace Analytical Services, LLC.

Pace Analytical Services, LLC
9800 Kincey Ave. Suite 100
Huntersville, NC 28078
(704)875-9092

CERTIFICATIONS

Project: 2020-L1-2448 Incident
Pace Project No.: 92491368

Pace Analytical Services Charlotte
9800 Kincey Ave. Ste 100, Huntersville, NC 28078
Louisiana/NELAP Certification # LA170028
North Carolina Drinking Water Certification #: 37706
North Carolina Field Services Certification #: 5342
North Carolina Wastewater Certification #: 12
South Carolina Certification #: 99006001
Florida/NELAP Certification #: E87627
Kentucky UST Certification #: 84
Virginia/VELAP Certification #: 460221

Pace Analytical Services Asheville
2225 Riverside Drive, Asheville, NC 28804
Florida/NELAP Certification #: E87648
Massachusetts Certification #: M-NC030
North Carolina Drinking Water Certification #: 37712
North Carolina Wastewater Certification #: 40
South Carolina Certification #: 99030001
Virginia/VELAP Certification #: 460222

This report shall not be reproduced, except in full,
without the written consent of Pace Analytical Services, LLC.

Pace Analytical Services, LLC
9800 Kincey Ave. Suite 100
Huntersville, NC 28078
(704)875-9092

SAMPLE ANALYTE COUNT

Project: 2020-L1-2448 Incident
Pace Project No.: 92491368

Lab ID	Sample ID	Method	Analysts	Analytes Reported	Laboratory
92491152006	**FD1 081720**	EPA 6010D	SH1	1	PASI-A
		SM 6200B	CL	63	PASI-C
92491152007	**FIELD BLANK 1**	EPA 6010D	SH1	1	PASI-A
		SM 6200B	CL	63	PASI-C
92491152008	**TRIP BLANK**	SM 6200B	CL	63	PASI-C

PASI-A = Pace Analytical Services - Asheville
PASI-C = Pace Analytical Services - Charlotte

This report shall not be reproduced, except in full,
without the written consent of Pace Analytical Services, LLC.

Pace Analytical Services, LLC
9800 Kincey Ave. Suite 100
Huntersville, NC 28078
(704)875-9092

ANALYTICAL RESULTS

Project: 2020-L1-2448 Incident
Pace Project No.: 92491368

Sample: FD1 081720 **Lab ID: 92491152006** Collected: 08/17/20 00:00 Received: 08/17/20 16:25 Matrix: Water

Parameters	Results	Units	Report Limit	DF	Prepared	Analyzed	CAS No.	Qual
6010 MET ICP	Analytical Method: EPA 6010D Preparation Method: EPA 3010A Pace Analytical Services - Asheville							
Lead	ND	ug/L	5.0	1	08/18/20 02:11	08/18/20 09:17	7439-92-1	
6200B MSV	Analytical Method: SM 6200B Pace Analytical Services - Charlotte							
Benzene	ND	ug/L	0.50	1		08/18/20 10:19	71-43-2	
Bromobenzene	ND	ug/L	0.50	1		08/18/20 10:19	108-86-1	
Bromochloromethane	ND	ug/L	0.50	1		08/18/20 10:19	74-97-5	
Bromodichloromethane	ND	ug/L	0.50	1		08/18/20 10:19	75-27-4	
Bromoform	ND	ug/L	0.50	1		08/18/20 10:19	75-25-2	
Bromomethane	ND	ug/L	5.0	1		08/18/20 10:19	74-83-9	
n-Butylbenzene	ND	ug/L	0.50	1		08/18/20 10:19	104-51-8	
sec-Butylbenzene	ND	ug/L	0.50	1		08/18/20 10:19	135-98-8	
tert-Butylbenzene	ND	ug/L	0.50	1		08/18/20 10:19	98-06-6	
Carbon tetrachloride	ND	ug/L	0.50	1		08/18/20 10:19	56-23-5	
Chlorobenzene	ND	ug/L	0.50	1		08/18/20 10:19	108-90-7	
Chloroethane	ND	ug/L	1.0	1		08/18/20 10:19	75-00-3	
Chloroform	ND	ug/L	0.50	1		08/18/20 10:19	67-66-3	
Chloromethane	ND	ug/L	1.0	1		08/18/20 10:19	74-87-3	
2-Chlorotoluene	ND	ug/L	0.50	1		08/18/20 10:19	95-49-8	
4-Chlorotoluene	ND	ug/L	0.50	1		08/18/20 10:19	106-43-4	
1,2-Dibromo-3-chloropropane	ND	ug/L	1.0	1		08/18/20 10:19	96-12-8	
Dibromochloromethane	ND	ug/L	0.50	1		08/18/20 10:19	124-48-1	
1,2-Dibromoethane (EDB)	ND	ug/L	0.50	1		08/18/20 10:19	106-93-4	
Dibromomethane	ND	ug/L	0.50	1		08/18/20 10:19	74-95-3	
1,2-Dichlorobenzene	ND	ug/L	0.50	1		08/18/20 10:19	95-50-1	
1,3-Dichlorobenzene	ND	ug/L	0.50	1		08/18/20 10:19	541-73-1	
1,4-Dichlorobenzene	ND	ug/L	0.50	1		08/18/20 10:19	106-46-7	
Dichlorodifluoromethane	ND	ug/L	0.50	1		08/18/20 10:19	75-71-8	
1,1-Dichloroethane	ND	ug/L	0.50	1		08/18/20 10:19	75-34-3	
1,2-Dichloroethane	ND	ug/L	0.50	1		08/18/20 10:19	107-06-2	
1,1-Dichloroethene	ND	ug/L	0.50	1		08/18/20 10:19	75-35-4	
cis-1,2-Dichloroethene	ND	ug/L	0.50	1		08/18/20 10:19	156-59-2	
trans-1,2-Dichloroethene	ND	ug/L	0.50	1		08/18/20 10:19	156-60-5	
1,2-Dichloropropane	ND	ug/L	0.50	1		08/18/20 10:19	78-87-5	
1,3-Dichloropropane	ND	ug/L	0.50	1		08/18/20 10:19	142-28-9	
2,2-Dichloropropane	ND	ug/L	0.50	1		08/18/20 10:19	594-20-7	
1,1-Dichloropropene	ND	ug/L	0.50	1		08/18/20 10:19	563-58-6	
cis-1,3-Dichloropropene	ND	ug/L	0.50	1		08/18/20 10:19	10061-01-5	
trans-1,3-Dichloropropene	ND	ug/L	0.50	1		08/18/20 10:19	10061-02-6	
Diisopropyl ether	ND	ug/L	0.50	1		08/18/20 10:19	108-20-3	
Ethylbenzene	ND	ug/L	0.50	1		08/18/20 10:19	100-41-4	
Hexachloro-1,3-butadiene	ND	ug/L	2.0	1		08/18/20 10:19	87-68-3	
Isopropylbenzene (Cumene)	ND	ug/L	0.50	1		08/18/20 10:19	98-82-8	
Methylene Chloride	ND	ug/L	2.0	1		08/18/20 10:19	75-09-2	
Methyl-tert-butyl ether	ND	ug/L	0.50	1		08/18/20 10:19	1634-04-4	
Naphthalene	ND	ug/L	2.0	1		08/18/20 10:19	91-20-3	

REPORT OF LABORATORY ANALYSIS

This report shall not be reproduced, except in full,
without the written consent of Pace Analytical Services, LLC.

Pace Analytical Services, LLC
9800 Kincey Ave. Suite 100
Huntersville, NC 28078
(704)875-9092

ANALYTICAL RESULTS

Project: 2020-L1-2448 Incident
Pace Project No.: 92491368

Sample: FD1 081720 **Lab ID: 92491152006** Collected: 08/17/20 00:00 Received: 08/17/20 16:25 Matrix: Water

Parameters	Results	Units	Report Limit	DF	Prepared	Analyzed	CAS No.	Qual
6200B MSV	Analytical Method: SM 6200B Pace Analytical Services - Charlotte							
n-Propylbenzene	ND	ug/L	0.50	1		08/18/20 10:19	103-65-1	
Styrene	ND	ug/L	0.50	1		08/18/20 10:19	100-42-5	
1,1,1,2-Tetrachloroethane	ND	ug/L	0.50	1		08/18/20 10:19	630-20-6	
1,1,2,2-Tetrachloroethane	ND	ug/L	0.50	1		08/18/20 10:19	79-34-5	
Tetrachloroethene	ND	ug/L	0.50	1		08/18/20 10:19	127-18-4	
Toluene	ND	ug/L	0.50	1		08/18/20 10:19	108-88-3	
1,2,3-Trichlorobenzene	ND	ug/L	2.0	1		08/18/20 10:19	87-61-6	
1,2,4-Trichlorobenzene	ND	ug/L	2.0	1		08/18/20 10:19	120-82-1	
1,1,1-Trichloroethane	ND	ug/L	0.50	1		08/18/20 10:19	71-55-6	
1,1,2-Trichloroethane	ND	ug/L	0.50	1		08/18/20 10:19	79-00-5	
Trichloroethene	ND	ug/L	0.50	1		08/18/20 10:19	79-01-6	
Trichlorofluoromethane	ND	ug/L	1.0	1		08/18/20 10:19	75-69-4	
1,2,3-Trichloropropane	ND	ug/L	0.50	1		08/18/20 10:19	96-18-4	
1,2,4-Trimethylbenzene	ND	ug/L	0.50	1		08/18/20 10:19	95-63-6	
1,3,5-Trimethylbenzene	ND	ug/L	0.50	1		08/18/20 10:19	108-67-8	
Vinyl chloride	ND	ug/L	1.0	1		08/18/20 10:19	75-01-4	
m&p-Xylene	ND	ug/L	1.0	1		08/18/20 10:19	179601-23-1	
o-Xylene	ND	ug/L	0.50	1		08/18/20 10:19	95-47-6	
Surrogates								
1,2-Dichloroethane-d4 (S)	94	%	70-130	1		08/18/20 10:19	17060-07-0	
4-Bromofluorobenzene (S)	101	%	70-130	1		08/18/20 10:19	460-00-4	
Toluene-d8 (S)	103	%	70-130	1		08/18/20 10:19	2037-26-5	

REPORT OF LABORATORY ANALYSIS

This report shall not be reproduced, except in full,
without the written consent of Pace Analytical Services, LLC.

Pace Analytical Services, LLC
9800 Kincey Ave. Suite 100
Huntersville, NC 28078
(704)875-9092

ANALYTICAL RESULTS

Project: 2020-L1-2448 Incident
Pace Project No.: 92491368

Sample: FIELD BLANK 1 **Lab ID: 92491152007** Collected: 08/17/20 11:55 Received: 08/17/20 16:25 Matrix: Water

Parameters	Results	Units	Report Limit	DF	Prepared	Analyzed	CAS No.	Qual
6010 MET ICP	Analytical Method: EPA 6010D Preparation Method: EPA 3010A Pace Analytical Services - Asheville							
Lead	ND	ug/L	5.0	1	08/18/20 02:11	08/18/20 09:20	7439-92-1	
6200B MSV	Analytical Method: SM 6200B Pace Analytical Services - Charlotte							
Benzene	ND	ug/L	0.50	1		08/18/20 08:12	71-43-2	
Bromobenzene	ND	ug/L	0.50	1		08/18/20 08:12	108-86-1	
Bromochloromethane	ND	ug/L	0.50	1		08/18/20 08:12	74-97-5	
Bromodichloromethane	ND	ug/L	0.50	1		08/18/20 08:12	75-27-4	
Bromoform	ND	ug/L	0.50	1		08/18/20 08:12	75-25-2	
Bromomethane	ND	ug/L	5.0	1		08/18/20 08:12	74-83-9	
n-Butylbenzene	ND	ug/L	0.50	1		08/18/20 08:12	104-51-8	
sec-Butylbenzene	ND	ug/L	0.50	1		08/18/20 08:12	135-98-8	
tert-Butylbenzene	ND	ug/L	0.50	1		08/18/20 08:12	98-06-6	
Carbon tetrachloride	ND	ug/L	0.50	1		08/18/20 08:12	56-23-5	
Chlorobenzene	ND	ug/L	0.50	1		08/18/20 08:12	108-90-7	
Chloroethane	ND	ug/L	1.0	1		08/18/20 08:12	75-00-3	
Chloroform	ND	ug/L	0.50	1		08/18/20 08:12	67-66-3	
Chloromethane	ND	ug/L	1.0	1		08/18/20 08:12	74-87-3	
2-Chlorotoluene	ND	ug/L	0.50	1		08/18/20 08:12	95-49-8	
4-Chlorotoluene	ND	ug/L	0.50	1		08/18/20 08:12	106-43-4	
1,2-Dibromo-3-chloropropane	ND	ug/L	1.0	1		08/18/20 08:12	96-12-8	
Dibromochloromethane	ND	ug/L	0.50	1		08/18/20 08:12	124-48-1	
1,2-Dibromoethane (EDB)	ND	ug/L	0.50	1		08/18/20 08:12	106-93-4	
Dibromomethane	ND	ug/L	0.50	1		08/18/20 08:12	74-95-3	
1,2-Dichlorobenzene	ND	ug/L	0.50	1		08/18/20 08:12	95-50-1	
1,3-Dichlorobenzene	ND	ug/L	0.50	1		08/18/20 08:12	541-73-1	
1,4-Dichlorobenzene	ND	ug/L	0.50	1		08/18/20 08:12	106-46-7	
Dichlorodifluoromethane	ND	ug/L	0.50	1		08/18/20 08:12	75-71-8	
1,1-Dichloroethane	ND	ug/L	0.50	1		08/18/20 08:12	75-34-3	
1,2-Dichloroethane	ND	ug/L	0.50	1		08/18/20 08:12	107-06-2	
1,1-Dichloroethene	ND	ug/L	0.50	1		08/18/20 08:12	75-35-4	
cis-1,2-Dichloroethene	ND	ug/L	0.50	1		08/18/20 08:12	156-59-2	
trans-1,2-Dichloroethene	ND	ug/L	0.50	1		08/18/20 08:12	156-60-5	
1,2-Dichloropropane	ND	ug/L	0.50	1		08/18/20 08:12	78-87-5	
1,3-Dichloropropane	ND	ug/L	0.50	1		08/18/20 08:12	142-28-9	
2,2-Dichloropropane	ND	ug/L	0.50	1		08/18/20 08:12	594-20-7	
1,1-Dichloropropene	ND	ug/L	0.50	1		08/18/20 08:12	563-58-6	
cis-1,3-Dichloropropene	ND	ug/L	0.50	1		08/18/20 08:12	10061-01-5	
trans-1,3-Dichloropropene	ND	ug/L	0.50	1		08/18/20 08:12	10061-02-6	
Diisopropyl ether	ND	ug/L	0.50	1		08/18/20 08:12	108-20-3	
Ethylbenzene	ND	ug/L	0.50	1		08/18/20 08:12	100-41-4	
Hexachloro-1,3-butadiene	ND	ug/L	2.0	1		08/18/20 08:12	87-68-3	
Isopropylbenzene (Cumene)	ND	ug/L	0.50	1		08/18/20 08:12	98-82-8	
Methylene Chloride	ND	ug/L	2.0	1		08/18/20 08:12	75-09-2	
Methyl-tert-butyl ether	ND	ug/L	0.50	1		08/18/20 08:12	1634-04-4	
Naphthalene	ND	ug/L	2.0	1		08/18/20 08:12	91-20-3	

REPORT OF LABORATORY ANALYSIS

This report shall not be reproduced, except in full,
without the written consent of Pace Analytical Services, LLC.

Pace Analytical Services, LLC
9800 Kincey Ave. Suite 100
Huntersville, NC 28078
(704)875-9092

ANALYTICAL RESULTS

Project: 2020-L1-2448 Incident
Pace Project No.: 92491368

Sample: FIELD BLANK 1 **Lab ID: 92491152007** Collected: 08/17/20 11:55 Received: 08/17/20 16:25 Matrix: Water

Parameters	Results	Units	Report Limit	DF	Prepared	Analyzed	CAS No.	Qual
6200B MSV	Analytical Method: SM 6200B Pace Analytical Services - Charlotte							
n-Propylbenzene	ND	ug/L	0.50	1		08/18/20 08:12	103-65-1	
Styrene	ND	ug/L	0.50	1		08/18/20 08:12	100-42-5	
1,1,1,2-Tetrachloroethane	ND	ug/L	0.50	1		08/18/20 08:12	630-20-6	
1,1,2,2-Tetrachloroethane	ND	ug/L	0.50	1		08/18/20 08:12	79-34-5	
Tetrachloroethene	ND	ug/L	0.50	1		08/18/20 08:12	127-18-4	
Toluene	ND	ug/L	0.50	1		08/18/20 08:12	108-88-3	
1,2,3-Trichlorobenzene	ND	ug/L	2.0	1		08/18/20 08:12	87-61-6	
1,2,4-Trichlorobenzene	ND	ug/L	2.0	1		08/18/20 08:12	120-82-1	
1,1,1-Trichloroethane	ND	ug/L	0.50	1		08/18/20 08:12	71-55-6	
1,1,2-Trichloroethane	ND	ug/L	0.50	1		08/18/20 08:12	79-00-5	
Trichloroethene	ND	ug/L	0.50	1		08/18/20 08:12	79-01-6	
Trichlorofluoromethane	ND	ug/L	1.0	1		08/18/20 08:12	75-69-4	
1,2,3-Trichloropropane	ND	ug/L	0.50	1		08/18/20 08:12	96-18-4	
1,2,4-Trimethylbenzene	ND	ug/L	0.50	1		08/18/20 08:12	95-63-6	
1,3,5-Trimethylbenzene	ND	ug/L	0.50	1		08/18/20 08:12	108-67-8	
Vinyl chloride	ND	ug/L	1.0	1		08/18/20 08:12	75-01-4	
m&p-Xylene	ND	ug/L	1.0	1		08/18/20 08:12	179601-23-1	
o-Xylene	ND	ug/L	0.50	1		08/18/20 08:12	95-47-6	
Surrogates								
1,2-Dichloroethane-d4 (S)	92	%	70-130	1		08/18/20 08:12	17060-07-0	
4-Bromofluorobenzene (S)	103	%	70-130	1		08/18/20 08:12	460-00-4	
Toluene-d8 (S)	104	%	70-130	1		08/18/20 08:12	2037-26-5	

REPORT OF LABORATORY ANALYSIS

This report shall not be reproduced, except in full,
without the written consent of Pace Analytical Services, LLC.

Pace Analytical Services, LLC
9800 Kincey Ave. Suite 100
Huntersville, NC 28078
(704)875-9092

ANALYTICAL RESULTS

Project: 2020-L1-2448 Incident
Pace Project No.: 92491368

Sample: TRIP BLANK **Lab ID: 92491152008** Collected: 08/17/20 00:00 Received: 08/17/20 16:25 Matrix: Water

Parameters	Results	Units	Report Limit	DF	Prepared	Analyzed	CAS No.	Qual
6200B MSV	Analytical Method: SM 6200B Pace Analytical Services - Charlotte							
Benzene	ND	ug/L	0.50	1		08/18/20 10:56	71-43-2	
Bromobenzene	ND	ug/L	0.50	1		08/18/20 10:56	108-86-1	
Bromochloromethane	ND	ug/L	0.50	1		08/18/20 10:56	74-97-5	
Bromodichloromethane	ND	ug/L	0.50	1		08/18/20 10:56	75-27-4	
Bromoform	ND	ug/L	0.50	1		08/18/20 10:56	75-25-2	
Bromomethane	ND	ug/L	5.0	1		08/18/20 10:56	74-83-9	
n-Butylbenzene	ND	ug/L	0.50	1		08/18/20 10:56	104-51-8	
sec-Butylbenzene	ND	ug/L	0.50	1		08/18/20 10:56	135-98-8	
tert-Butylbenzene	ND	ug/L	0.50	1		08/18/20 10:56	98-06-6	
Carbon tetrachloride	ND	ug/L	0.50	1		08/18/20 10:56	56-23-5	
Chlorobenzene	ND	ug/L	0.50	1		08/18/20 10:56	108-90-7	
Chloroethane	ND	ug/L	1.0	1		08/18/20 10:56	75-00-3	
Chloroform	ND	ug/L	0.50	1		08/18/20 10:56	67-66-3	
Chloromethane	ND	ug/L	1.0	1		08/18/20 10:56	74-87-3	
2-Chlorotoluene	ND	ug/L	0.50	1		08/18/20 10:56	95-49-8	
4-Chlorotoluene	ND	ug/L	0.50	1		08/18/20 10:56	106-43-4	
1,2-Dibromo-3-chloropropane	ND	ug/L	1.0	1		08/18/20 10:56	96-12-8	
Dibromochloromethane	ND	ug/L	0.50	1		08/18/20 10:56	124-48-1	
1,2-Dibromoethane (EDB)	ND	ug/L	0.50	1		08/18/20 10:56	106-93-4	
Dibromomethane	ND	ug/L	0.50	1		08/18/20 10:56	74-95-3	
1,2-Dichlorobenzene	ND	ug/L	0.50	1		08/18/20 10:56	95-50-1	
1,3-Dichlorobenzene	ND	ug/L	0.50	1		08/18/20 10:56	541-73-1	
1,4-Dichlorobenzene	ND	ug/L	0.50	1		08/18/20 10:56	106-46-7	
Dichlorodifluoromethane	ND	ug/L	0.50	1		08/18/20 10:56	75-71-8	
1,1-Dichloroethane	ND	ug/L	0.50	1		08/18/20 10:56	75-34-3	
1,2-Dichloroethane	ND	ug/L	0.50	1		08/18/20 10:56	107-06-2	
1,1-Dichloroethene	ND	ug/L	0.50	1		08/18/20 10:56	75-35-4	
cis-1,2-Dichloroethene	ND	ug/L	0.50	1		08/18/20 10:56	156-59-2	
trans-1,2-Dichloroethene	ND	ug/L	0.50	1		08/18/20 10:56	156-60-5	
1,2-Dichloropropane	ND	ug/L	0.50	1		08/18/20 10:56	78-87-5	
1,3-Dichloropropane	ND	ug/L	0.50	1		08/18/20 10:56	142-28-9	
2,2-Dichloropropane	ND	ug/L	0.50	1		08/18/20 10:56	594-20-7	
1,1-Dichloropropene	ND	ug/L	0.50	1		08/18/20 10:56	563-58-6	
cis-1,3-Dichloropropene	ND	ug/L	0.50	1		08/18/20 10:56	10061-01-5	
trans-1,3-Dichloropropene	ND	ug/L	0.50	1		08/18/20 10:56	10061-02-6	
Diisopropyl ether	ND	ug/L	0.50	1		08/18/20 10:56	108-20-3	
Ethylbenzene	ND	ug/L	0.50	1		08/18/20 10:56	100-41-4	
Hexachloro-1,3-butadiene	ND	ug/L	2.0	1		08/18/20 10:56	87-68-3	
Isopropylbenzene (Cumene)	ND	ug/L	0.50	1		08/18/20 10:56	98-82-8	
Methylene Chloride	ND	ug/L	2.0	1		08/18/20 10:56	75-09-2	
Methyl-tert-butyl ether	ND	ug/L	0.50	1		08/18/20 10:56	1634-04-4	
Naphthalene	ND	ug/L	2.0	1		08/18/20 10:56	91-20-3	
n-Propylbenzene	ND	ug/L	0.50	1		08/18/20 10:56	103-65-1	
Styrene	ND	ug/L	0.50	1		08/18/20 10:56	100-42-5	
1,1,1,2-Tetrachloroethane	ND	ug/L	0.50	1		08/18/20 10:56	630-20-6	
1,1,2,2-Tetrachloroethane	ND	ug/L	0.50	1		08/18/20 10:56	79-34-5	

REPORT OF LABORATORY ANALYSIS

This report shall not be reproduced, except in full,
without the written consent of Pace Analytical Services, LLC.

Pace Analytical Services, LLC
9800 Kincey Ave. Suite 100
Huntersville, NC 28078
(704)875-9092

ANALYTICAL RESULTS

Project: 2020-L1-2448 Incident
Pace Project No.: 92491368

Sample: TRIP BLANK **Lab ID: 92491152008** Collected: 08/17/20 00:00 Received: 08/17/20 16:25 Matrix: Water

Parameters	Results	Units	Report Limit	DF	Prepared	Analyzed	CAS No.	Qual
6200B MSV	Analytical Method: SM 6200B Pace Analytical Services - Charlotte							
Tetrachloroethene	ND	ug/L	0.50	1		08/18/20 10:56	127-18-4	
Toluene	ND	ug/L	0.50	1		08/18/20 10:56	108-88-3	
1,2,3-Trichlorobenzene	ND	ug/L	2.0	1		08/18/20 10:56	87-61-6	
1,2,4-Trichlorobenzene	ND	ug/L	2.0	1		08/18/20 10:56	120-82-1	
1,1,1-Trichloroethane	ND	ug/L	0.50	1		08/18/20 10:56	71-55-6	
1,1,2-Trichloroethane	ND	ug/L	0.50	1		08/18/20 10:56	79-00-5	
Trichloroethene	ND	ug/L	0.50	1		08/18/20 10:56	79-01-6	
Trichlorofluoromethane	ND	ug/L	1.0	1		08/18/20 10:56	75-69-4	
1,2,3-Trichloropropane	ND	ug/L	0.50	1		08/18/20 10:56	96-18-4	
1,2,4-Trimethylbenzene	ND	ug/L	0.50	1		08/18/20 10:56	95-63-6	
1,3,5-Trimethylbenzene	ND	ug/L	0.50	1		08/18/20 10:56	108-67-8	
Vinyl chloride	ND	ug/L	1.0	1		08/18/20 10:56	75-01-4	
m&p-Xylene	ND	ug/L	1.0	1		08/18/20 10:56	179601-23-1	
o-Xylene	ND	ug/L	0.50	1		08/18/20 10:56	95-47-6	
Surrogates								
1,2-Dichloroethane-d4 (S)	96	%	70-130	1		08/18/20 10:56	17060-07-0	
4-Bromofluorobenzene (S)	104	%	70-130	1		08/18/20 10:56	460-00-4	
Toluene-d8 (S)	103	%	70-130	1		08/18/20 10:56	2037-26-5	

REPORT OF LABORATORY ANALYSIS

This report shall not be reproduced, except in full,
without the written consent of Pace Analytical Services, LLC.

Pace Analytical Services, LLC
9800 Kincey Ave. Suite 100
Huntersville, NC 28078
(704)875-9092

QUALITY CONTROL DATA

Project: 2020-L1-2448 Incident
Pace Project No.: 92491368

QC Batch: 560534
QC Batch Method: EPA 3010A
Analysis Method: EPA 6010D
Analysis Description: 6010 MET
Laboratory: Pace Analytical Services - Asheville
Associated Lab Samples: 92491152006, 92491152007

METHOD BLANK: 2973976 Matrix: Water
Associated Lab Samples: 92491152006, 92491152007

Parameter	Units	Blank Result	Reporting Limit	Analyzed	Qualifiers
Lead	ug/L	ND	5.0	08/18/20 08:38	

LABORATORY CONTROL SAMPLE: 2973977

Parameter	Units	Spike Conc.	LCS Result	LCS % Rec	% Rec Limits	Qualifiers
Lead	ug/L	500	504	101	80-120	

MATRIX SPIKE & MATRIX SPIKE DUPLICATE: 2973978 2973979

Parameter	Units	92491152001 Result	MS Spike Conc.	MSD Spike Conc.	MS Result	MSD Result	MS % Rec	MSD % Rec	% Rec Limits	RPD	Qual
Lead	ug/L	ND	500	500	529	523	106	105	75-125	1	

Results presented on this page are in the units indicated by the "Units" column except where an alternate unit is presented to the right of the result.

REPORT OF LABORATORY ANALYSIS

This report shall not be reproduced, except in full,
without the written consent of Pace Analytical Services, LLC.

Pace Analytical Services, LLC
9800 Kincey Ave. Suite 100
Huntersville, NC 28078
(704)875-9092

QUALITY CONTROL DATA

Project: 2020-L1-2448 Incident
Pace Project No.: 92491368

QC Batch: 560564
QC Batch Method: SM 6200B
Analysis Method: SM 6200B
Analysis Description: 6200B MSV
Laboratory: Pace Analytical Services - Charlotte
Associated Lab Samples: 92491152006, 92491152007, 92491152008

METHOD BLANK: 2974036 Matrix: Water
Associated Lab Samples: 92491152006, 92491152007, 92491152008

Parameter	Units	Blank Result	Reporting Limit	Analyzed	Qualifiers
1,1,1,2-Tetrachloroethane	ug/L	ND	0.50	08/18/20 01:52	
1,1,1-Trichloroethane	ug/L	ND	0.50	08/18/20 01:52	
1,1,2,2-Tetrachloroethane	ug/L	ND	0.50	08/18/20 01:52	
1,1,2-Trichloroethane	ug/L	ND	0.50	08/18/20 01:52	
1,1-Dichloroethane	ug/L	ND	0.50	08/18/20 01:52	
1,1-Dichloroethene	ug/L	ND	0.50	08/18/20 01:52	
1,1-Dichloropropene	ug/L	ND	0.50	08/18/20 01:52	
1,2,3-Trichlorobenzene	ug/L	ND	2.0	08/18/20 01:52	
1,2,3-Trichloropropane	ug/L	ND	0.50	08/18/20 01:52	
1,2,4-Trichlorobenzene	ug/L	ND	2.0	08/18/20 01:52	
1,2,4-Trimethylbenzene	ug/L	ND	0.50	08/18/20 01:52	
1,2-Dibromo-3-chloropropane	ug/L	ND	1.0	08/18/20 01:52	
1,2-Dibromoethane (EDB)	ug/L	ND	0.50	08/18/20 01:52	
1,2-Dichlorobenzene	ug/L	ND	0.50	08/18/20 01:52	
1,2-Dichloroethane	ug/L	ND	0.50	08/18/20 01:52	
1,2-Dichloropropane	ug/L	ND	0.50	08/18/20 01:52	
1,3,5-Trimethylbenzene	ug/L	ND	0.50	08/18/20 01:52	
1,3-Dichlorobenzene	ug/L	ND	0.50	08/18/20 01:52	
1,3-Dichloropropane	ug/L	ND	0.50	08/18/20 01:52	
1,4-Dichlorobenzene	ug/L	ND	0.50	08/18/20 01:52	
2,2-Dichloropropane	ug/L	ND	0.50	08/18/20 01:52	
2-Chlorotoluene	ug/L	ND	0.50	08/18/20 01:52	
4-Chlorotoluene	ug/L	ND	0.50	08/18/20 01:52	
Benzene	ug/L	ND	0.50	08/18/20 01:52	
Bromobenzene	ug/L	ND	0.50	08/18/20 01:52	
Bromochloromethane	ug/L	ND	0.50	08/18/20 01:52	
Bromodichloromethane	ug/L	ND	0.50	08/18/20 01:52	
Bromoform	ug/L	ND	0.50	08/18/20 01:52	
Bromomethane	ug/L	ND	5.0	08/18/20 01:52	
Carbon tetrachloride	ug/L	ND	0.50	08/18/20 01:52	
Chlorobenzene	ug/L	ND	0.50	08/18/20 01:52	
Chloroethane	ug/L	ND	1.0	08/18/20 01:52	
Chloroform	ug/L	ND	0.50	08/18/20 01:52	
Chloromethane	ug/L	ND	1.0	08/18/20 01:52	
cis-1,2-Dichloroethene	ug/L	ND	0.50	08/18/20 01:52	
cis-1,3-Dichloropropene	ug/L	ND	0.50	08/18/20 01:52	
Dibromochloromethane	ug/L	ND	0.50	08/18/20 01:52	
Dibromomethane	ug/L	ND	0.50	08/18/20 01:52	
Dichlorodifluoromethane	ug/L	ND	0.50	08/18/20 01:52	
Diisopropyl ether	ug/L	ND	0.50	08/18/20 01:52	

Results presented on this page are in the units indicated by the "Units" column except where an alternate unit is presented to the right of the result.

REPORT OF LABORATORY ANALYSIS

This report shall not be reproduced, except in full,
without the written consent of Pace Analytical Services, LLC.

Pace Analytical Services, LLC
9800 Kincey Ave. Suite 100
Huntersville, NC 28078
(704)875-9092

QUALITY CONTROL DATA

Project: 2020-L1-2448 Incident
Pace Project No.: 92491368

METHOD BLANK: 2974036 Matrix: Water
Associated Lab Samples: 92491152006, 92491152007, 92491152008

Parameter	Units	Blank Result	Reporting Limit	Analyzed	Qualifiers
Ethylbenzene	ug/L	ND	0.50	08/18/20 01:52	
Hexachloro-1,3-butadiene	ug/L	ND	2.0	08/18/20 01:52	
Isopropylbenzene (Cumene)	ug/L	ND	0.50	08/18/20 01:52	
m&p-Xylene	ug/L	ND	1.0	08/18/20 01:52	
Methyl-tert-butyl ether	ug/L	ND	0.50	08/18/20 01:52	
Methylene Chloride	ug/L	ND	2.0	08/18/20 01:52	
n-Butylbenzene	ug/L	ND	0.50	08/18/20 01:52	
n-Propylbenzene	ug/L	ND	0.50	08/18/20 01:52	
Naphthalene	ug/L	ND	2.0	08/18/20 01:52	
o-Xylene	ug/L	ND	0.50	08/18/20 01:52	
sec-Butylbenzene	ug/L	ND	0.50	08/18/20 01:52	
Styrene	ug/L	ND	0.50	08/18/20 01:52	
tert-Butylbenzene	ug/L	ND	0.50	08/18/20 01:52	
Tetrachloroethene	ug/L	ND	0.50	08/18/20 01:52	
Toluene	ug/L	ND	0.50	08/18/20 01:52	
trans-1,2-Dichloroethene	ug/L	ND	0.50	08/18/20 01:52	
trans-1,3-Dichloropropene	ug/L	ND	0.50	08/18/20 01:52	
Trichloroethene	ug/L	ND	0.50	08/18/20 01:52	
Trichlorofluoromethane	ug/L	ND	1.0	08/18/20 01:52	
Vinyl chloride	ug/L	ND	1.0	08/18/20 01:52	
1,2-Dichloroethane-d4 (S)	%	91	70-130	08/18/20 01:52	
4-Bromofluorobenzene (S)	%	104	70-130	08/18/20 01:52	
Toluene-d8 (S)	%	105	70-130	08/18/20 01:52	

LABORATORY CONTROL SAMPLE: 2974037

Parameter	Units	Spike Conc.	LCS Result	LCS % Rec	% Rec Limits	Qualifiers
1,1,1,2-Tetrachloroethane	ug/L	50	54.4	109	60-140	
1,1,1-Trichloroethane	ug/L	50	53.0	106	60-140	
1,1,2,2-Tetrachloroethane	ug/L	50	51.8	104	60-140	
1,1,2-Trichloroethane	ug/L	50	54.6	109	60-140	
1,1-Dichloroethane	ug/L	50	52.1	104	60-140	
1,1-Dichloroethene	ug/L	50	52.3	105	60-140	
1,1-Dichloropropene	ug/L	50	57.0	114	60-140	
1,2,3-Trichlorobenzene	ug/L	50	47.9	96	60-140	
1,2,3-Trichloropropane	ug/L	50	49.8	100	60-140	
1,2,4-Trichlorobenzene	ug/L	50	48.6	97	60-140	
1,2,4-Trimethylbenzene	ug/L	50	51.4	103	60-140	
1,2-Dibromo-3-chloropropane	ug/L	50	52.4	105	60-140	
1,2-Dibromoethane (EDB)	ug/L	50	57.1	114	60-140	
1,2-Dichlorobenzene	ug/L	50	52.1	104	60-140	
1,2-Dichloroethane	ug/L	50	46.5	93	60-140	
1,2-Dichloropropane	ug/L	50	57.9	116	60-140	
1,3,5-Trimethylbenzene	ug/L	50	52.1	104	60-140	

Results presented on this page are in the units indicated by the "Units" column except where an alternate unit is presented to the right of the result.

REPORT OF LABORATORY ANALYSIS

This report shall not be reproduced, except in full,
without the written consent of Pace Analytical Services, LLC.

Pace Analytical Services, LLC
9800 Kincey Ave. Suite 100
Huntersville, NC 28078
(704)875-9092

QUALITY CONTROL DATA

Project: 2020-L1-2448 Incident
Pace Project No.: 92491368

LABORATORY CONTROL SAMPLE: 2974037

Parameter	Units	Spike Conc.	LCS Result	LCS % Rec	% Rec Limits	Qualifiers
1,3-Dichlorobenzene	ug/L	50	52.1	104	60-140	
1,3-Dichloropropane	ug/L	50	56.5	113	60-140	
1,4-Dichlorobenzene	ug/L	50	50.1	100	60-140	
2,2-Dichloropropane	ug/L	50	51.9	104	60-140	
2-Chlorotoluene	ug/L	50	51.8	104	60-140	
4-Chlorotoluene	ug/L	50	50.2	100	60-140	
Benzene	ug/L	50	53.0	106	60-140	
Bromobenzene	ug/L	50	49.9	100	60-140	
Bromochloromethane	ug/L	50	54.3	109	60-140	
Bromodichloromethane	ug/L	50	49.8	100	60-140	
Bromoform	ug/L	50	55.0	110	60-140	
Bromomethane	ug/L	50	63.2	126	60-140	
Carbon tetrachloride	ug/L	50	53.0	106	60-140	
Chlorobenzene	ug/L	50	50.2	100	60-140	
Chloroethane	ug/L	50	50.4	101	60-140	
Chloroform	ug/L	50	49.9	100	60-140	
Chloromethane	ug/L	50	45.3	91	60-140	
cis-1,2-Dichloroethene	ug/L	50	52.7	105	60-140	
cis-1,3-Dichloropropene	ug/L	50	61.7	123	60-140	
Dibromochloromethane	ug/L	50	57.8	116	60-140	
Dibromomethane	ug/L	50	52.5	105	60-140	
Dichlorodifluoromethane	ug/L	50	43.1	86	60-140	
Diisopropyl ether	ug/L	50	57.1	114	60-140	
Ethylbenzene	ug/L	50	50.1	100	60-140	
Hexachloro-1,3-butadiene	ug/L	50	46.6	93	60-140	
Isopropylbenzene (Cumene)	ug/L	50	51.1	102	60-140	
m&p-Xylene	ug/L	100	101	101	60-140	
Methyl-tert-butyl ether	ug/L	50	60.2	120	60-140	
Methylene Chloride	ug/L	50	48.5	97	60-140	
n-Butylbenzene	ug/L	50	49.6	99	60-140	
n-Propylbenzene	ug/L	50	50.4	101	60-140	
Naphthalene	ug/L	50	47.9	96	60-140	
o-Xylene	ug/L	50	51.7	103	60-140	
sec-Butylbenzene	ug/L	50	50.7	101	60-140	
Styrene	ug/L	50	53.7	107	60-140	
tert-Butylbenzene	ug/L	50	44.0	88	60-140	
Tetrachloroethene	ug/L	50	51.3	103	60-140	
Toluene	ug/L	50	48.8	98	60-140	
trans-1,2-Dichloroethene	ug/L	50	50.0	100	60-140	
trans-1,3-Dichloropropene	ug/L	50	56.6	113	60-140	
Trichloroethene	ug/L	50	56.3	113	60-140	
Trichlorofluoromethane	ug/L	50	42.9	86	60-140	
Vinyl chloride	ug/L	50	48.1	96	60-140	
1,2-Dichloroethane-d4 (S)	%			99	70-130	
4-Bromofluorobenzene (S)	%			98	70-130	
Toluene-d8 (S)	%			98	70-130	

Results presented on this page are in the units indicated by the "Units" column except where an alternate unit is presented to the right of the result.

REPORT OF LABORATORY ANALYSIS

This report shall not be reproduced, except in full,
without the written consent of Pace Analytical Services, LLC.

Pace Analytical Services, LLC
9800 Kincey Ave. Suite 100
Huntersville, NC 28078
(704)875-9092

QUALITY CONTROL DATA

Project: 2020-L1-2448 Incident
Pace Project No.: 92491368

MATRIX SPIKE & MATRIX SPIKE DUPLICATE: 2974038 2974039

Parameter	Units	92491152001 Result	MS Spike Conc.	MSD Spike Conc.	MS Result	MSD Result	MS % Rec	MSD % Rec	% Rec Limits	RPD	Qual
1,1,1,2-Tetrachloroethane	ug/L	ND	20	20	20.9	21.7	104	109	60-140	4	
1,1,1-Trichloroethane	ug/L	ND	20	20	22.5	22.6	112	113	60-140	1	
1,1,2,2-Tetrachloroethane	ug/L	ND	20	20	19.1	20.4	96	102	60-140	6	
1,1,2-Trichloroethane	ug/L	ND	20	20	20.0	21.0	100	105	60-140	5	
1,1-Dichloroethane	ug/L	ND	20	20	20.9	21.5	105	108	60-140	3	
1,1-Dichloroethene	ug/L	ND	20	20	22.2	22.7	111	114	60-140	2	
1,1-Dichloropropene	ug/L	ND	20	20	21.5	22.1	108	111	60-140	3	
1,2,3-Trichlorobenzene	ug/L	ND	20	20	14.1	14.1	67	66	60-140	0	
1,2,3-Trichloropropane	ug/L	ND	20	20	19.1	20.6	95	103	60-140	8	
1,2,4-Trichlorobenzene	ug/L	ND	20	20	15.4	15.7	69	71	60-140	2	
1,2,4-Trimethylbenzene	ug/L	ND	20	20	20.4	20.5	102	102	60-140	0	
1,2-Dibromo-3-chloropropane	ug/L	ND	20	20	18.5	19.8	92	99	60-140	7	
1,2-Dibromoethane (EDB)	ug/L	ND	20	20	19.6	22.1	98	111	60-140	12	
1,2-Dichlorobenzene	ug/L	ND	20	20	18.8	19.1	94	95	60-140	2	
1,2-Dichloroethane	ug/L	ND	20	20	19.1	20.0	96	100	60-140	4	
1,2-Dichloropropane	ug/L	ND	20	20	20.9	20.9	105	105	60-140	0	
1,3,5-Trimethylbenzene	ug/L	ND	20	20	21.1	21.3	105	107	60-140	1	
1,3-Dichlorobenzene	ug/L	ND	20	20	19.2	19.7	96	99	60-140	2	
1,3-Dichloropropane	ug/L	ND	20	20	20.5	20.4	102	102	60-140	0	
1,4-Dichlorobenzene	ug/L	ND	20	20	18.9	19.5	94	98	60-140	3	
2,2-Dichloropropane	ug/L	ND	20	20	23.2	23.8	116	119	60-140	3	
2-Chlorotoluene	ug/L	ND	20	20	21.2	21.1	106	106	60-140	0	
4-Chlorotoluene	ug/L	ND	20	20	20.4	20.7	102	104	60-140	2	
Benzene	ug/L	ND	20	20	20.8	21.5	104	107	60-140	3	
Bromobenzene	ug/L	ND	20	20	20.3	20.4	101	102	60-140	1	
Bromochloromethane	ug/L	ND	20	20	20.7	21.6	104	108	60-140	4	
Bromodichloromethane	ug/L	ND	20	20	18.8	20.1	94	100	60-140	6	
Bromoform	ug/L	ND	20	20	19.1	20.3	96	101	60-140	6	
Bromomethane	ug/L	ND	20	20	16.7	21.6	83	108	60-140	26	
Carbon tetrachloride	ug/L	ND	20	20	22.5	23.4	112	117	60-140	4	
Chlorobenzene	ug/L	ND	20	20	20.0	20.6	100	103	60-140	3	
Chloroethane	ug/L	ND	20	20	25.3	26.7	127	133	60-140	5	
Chloroform	ug/L	ND	20	20	21.4	21.2	107	106	60-140	1	
Chloromethane	ug/L	ND	20	20	16.2	16.2	81	81	60-140	0	
cis-1,2-Dichloroethene	ug/L	ND	20	20	20.3	21.3	101	107	60-140	5	
cis-1,3-Dichloropropene	ug/L	ND	20	20	21.8	22.6	109	113	60-140	4	
Dibromochloromethane	ug/L	ND	20	20	20.9	21.7	104	108	60-140	4	
Dibromomethane	ug/L	ND	20	20	20.1	21.7	100	109	60-140	8	
Dichlorodifluoromethane	ug/L	ND	20	20	20.6	20.6	103	103	60-140	0	
Diisopropyl ether	ug/L	ND	20	20	19.2	19.6	96	98	60-140	2	
Ethylbenzene	ug/L	ND	20	20	20.2	21.1	101	105	60-140	4	
Hexachloro-1,3-butadiene	ug/L	ND	20	20	17.5	17.8	87	89	60-140	2	
Isopropylbenzene (Cumene)	ug/L	ND	20	20	20.7	21.3	103	107	60-140	3	
m&p-Xylene	ug/L	ND	40	40	41.3	42.2	103	106	60-140	2	
Methyl-tert-butyl ether	ug/L	ND	20	20	20.8	21.6	104	108	60-140	3	
Methylene Chloride	ug/L	ND	20	20	19.1	19.0	95	95	60-140	0	

Results presented on this page are in the units indicated by the "Units" column except where an alternate unit is presented to the right of the result.

REPORT OF LABORATORY ANALYSIS

This report shall not be reproduced, except in full,
without the written consent of Pace Analytical Services, LLC.

Pace Analytical Services, LLC
9800 Kincey Ave. Suite 100
Huntersville, NC 28078
(704)875-9092

QUALITY CONTROL DATA

Project: 2020-L1-2448 Incident
Pace Project No.: 92491368

MATRIX SPIKE & MATRIX SPIKE DUPLICATE: 2974038 2974039

Parameter	Units	92491152001 Result	MS Spike Conc.	MSD Spike Conc.	MS Result	MSD Result	MS % Rec	MSD % Rec	% Rec Limits	RPD	Qual
n-Butylbenzene	ug/L	ND	20	20	20.0	20.0	100	100	60-140	0	
n-Propylbenzene	ug/L	ND	20	20	21.1	21.2	106	106	60-140	0	
Naphthalene	ug/L	ND	20	20	13.9	14.5	69	72	60-140	4	
o-Xylene	ug/L	ND	20	20	19.7	20.5	98	103	60-140	4	
sec-Butylbenzene	ug/L	ND	20	20	20.9	21.0	105	105	60-140	0	
Styrene	ug/L	ND	20	20	20.0	20.9	100	105	60-140	5	
tert-Butylbenzene	ug/L	ND	20	20	17.9	17.7	89	89	60-140	1	
Tetrachloroethene	ug/L	ND	20	20	20.4	21.2	102	106	60-140	4	
Toluene	ug/L	ND	20	20	20.8	21.5	104	108	60-140	4	
trans-1,2-Dichloroethene	ug/L	ND	20	20	21.9	22.3	110	111	60-140	1	
trans-1,3-Dichloropropene	ug/L	ND	20	20	21.2	22.0	106	110	60-140	4	
Trichloroethene	ug/L	ND	20	20	21.5	21.6	107	108	60-140	1	
Trichlorofluoromethane	ug/L	ND	20	20	22.6	22.5	113	112	60-140	1	
Vinyl chloride	ug/L	ND	20	20	19.8	20.2	99	101	60-140	2	
1,2-Dichloroethane-d4 (S)	%						104	106	70-130		
4-Bromofluorobenzene (S)	%						100	100	70-130		
Toluene-d8 (S)	%						99	100	70-130		

Results presented on this page are in the units indicated by the "Units" column except where an alternate unit is presented to the right of the result.

REPORT OF LABORATORY ANALYSIS

This report shall not be reproduced, except in full,
without the written consent of Pace Analytical Services, LLC.

Pace Analytical Services, LLC
9800 Kincey Ave. Suite 100
Huntersville, NC 28078
(704)875-9092

QUALIFIERS

Project: 2020-L1-2448 Incident
Pace Project No.: 92491368

DEFINITIONS

DF - Dilution Factor, if reported, represents the factor applied to the reported data due to dilution of the sample aliquot.

ND - Not Detected at or above adjusted reporting limit.

TNTC - Too Numerous To Count

J - Estimated concentration above the adjusted method detection limit and below the adjusted reporting limit.

MDL - Adjusted Method Detection Limit.

PQL - Practical Quantitation Limit.

RL - Reporting Limit - The lowest concentration value that meets project requirements for quantitative data with known precision and bias for a specific analyte in a specific matrix.

S - Surrogate

1,2-Diphenylhydrazine decomposes to and cannot be separated from Azobenzene using Method 8270. The result for each analyte is a combined concentration.

Consistent with EPA guidelines, unrounded data are displayed and have been used to calculate % recovery and RPD values.

LCS(D) - Laboratory Control Sample (Duplicate)

MS(D) - Matrix Spike (Duplicate)

DUP - Sample Duplicate

RPD - Relative Percent Difference

NC - Not Calculable.

SG - Silica Gel - Clean-Up

U - Indicates the compound was analyzed for, but not detected.

Acid preservation may not be appropriate for 2 Chloroethylvinyl ether.

A separate vial preserved to a pH of 4-5 is recommended in SW846 Chapter 4 for the analysis of Acrolein and Acrylonitrile by EPA Method 8260.

N-Nitrosodiphenylamine decomposes and cannot be separated from Diphenylamine using Method 8270. The result reported for each analyte is a combined concentration.

Pace Analytical is TNI accredited. Contact your Pace PM for the current list of accredited analytes.

TNI - The NELAC Institute.

This report shall not be reproduced, except in full,
without the written consent of Pace Analytical Services, LLC.

Pace Analytical Services, LLC
9800 Kincey Ave. Suite 100
Huntersville, NC 28078
(704)875-9092

QUALITY CONTROL DATA CROSS REFERENCE TABLE

Project: 2020-L1-2448 Incident
Pace Project No.: 92491368

Lab ID	Sample ID	QC Batch Method	QC Batch	Analytical Method	Analytical Batch
92491152006	**FD1 081720**	EPA 3010A	560534	EPA 6010D	560547
92491152007	**FIELD BLANK 1**	EPA 3010A	560534	EPA 6010D	560547
92491152006	**FD1 081720**	SM 6200B	560564		
92491152007	**FIELD BLANK 1**	SM 6200B	560564		
92491152008	**TRIP BLANK**	SM 6200B	560564		

This report shall not be reproduced, except in full,
without the written consent of Pace Analytical Services, LLC.

CHAIN-OF-CUSTODY Analytical Request Document

Pace Analytical

Chain-of-Custody is a LEGAL DOCUMENT - Complete all relevent fields

LAB U

WO# : 92491368

92491368

Number or

Conta

Company: Apex Company	Billing Information:
Address:	
Report To: Andrew Street	Email To: Emily Little / A. Street
Copy To:	Site Collection Info/Address: NA
Customer Project Name/Number: Colonial Huntersville Release	State: NC / County/City: Huntersville / Time Zone Collected: [ ] PT [ ] MT [ ] CT [ ] ET
Phone: / Email:	Site/Facility ID #: / Compliance Monitoring? [ ] Yes [ ] No
Collected By (print):	Purchase Order #: / Quote #: / DW PWS ID #: / DW Location Code:
Collected By (signature):	Turnaround Date Required: ASAP / Immediately Packed on Ice: [X] Yes [ ] No
Sample Disposal: [ ] Dispose as appropriate [ ] Return [ ] Archive: _____ [ ] Hold: _____	Rush: [X] Same Day [X] Next Day [ ] 2 Day [ ] 3 Day [ ] 4 Day [ ] 5 Day (Expedite Charges Apply) / Field Filtered (if applicable): [ ] Yes [X] No / Analysis: _____

** Preservative Types: (1) nitric acid, (2) sulfuric acid, (3) hydrochloric acid, (4) sodium hydroxide, (5) zinc acetate, (6) methanol, (7) sodium bisulfate, (8) sodium thiosulfate, (9) hexane, (A) ascorbic acid, (B) ammonium sulfate, (C) ammonium hydroxide, (D) TSP, (U) Unpreserved, (O) Other _____

* Matrix Codes (Insert in Matrix box below): Drinking Water (DW), Ground Water (GW), Wastewater (WW), Product (P), Soil/Solid (SL), Oil (OL), Wipe (WP), Air (AR), Tissue (TS), Bioassay (B), Vapor (V), Other (OT)

Customer Sample ID	Matrix *	Comp / Grab	Collected (or Composite Start) Date	Collected (or Composite Start) Time	Composite End Date	Composite End Time	Res Cl	# of Ctns	Analyses: VOC's SM 6200 B	MADEP VPH	Lead	Lab Sample # / Comments
FD108172O	DW	G	8-17-20	→				8	X	X	X	KMB 8-19-2020 92491152 92491368
Trip Blank	OT	G	8-17-20	→				2	X	X		KMB 8-19-2020 001 002
Field Blank 1	OT	G	8-17-20	11:55 →				8	X	X	X	003

Lab Profile/Line:

Lab Sample Receipt Checklist:

Custody Seals Present/Intact	Y N NA
Custody Signatures Present	Y N NA
Collector Signature Present	Y N NA
Bottles Intact	Y N NA
Correct Bottles	Y N NA
Sufficient Volume	Y N NA
Samples Received on Ice	Y N NA
VOA - Headspace Acceptable	Y N NA
USDA Regulated Soils	Y N NA
Samples in Holding Time	Y N NA
Residual Chlorine Present	Y N NA
Cl Strips: _____	
Sample pH Acceptable	Y N NA
pH Strips: _____	
Sulfide Present	Y N NA
Lead Acetate Strips: _____	

LAB USE ONLY:

Customer Remarks / Special Conditions / Possible Hazards:

Type of Ice Used: Wet Blue Dry None

Packing Material Used:

Radchem sample(s) screened (<500 cpm): Y N NA

SHORT HOLDS PRESENT (<72 hours): Y N N/A

Lab Tracking #: 2538669

Samples received via: FEDEX UPS Client Courier Pace Courier

Lab Sample Temperature Info:

Temp Blank Received: Y N NA

Therm ID#: 92T001

Cooler 1 Temp Upon Receipt: 2.6 oC

Cooler 1 Therm Corr. Factor: 0 oC

Cooler 1 Corrected Temp: 2.6 oC

Comments:

Relinquished by/Company: (Signature)	Date/Time: 8/17/20 14:45	Received by/Company: (Signature) Erick Flesoke/Pace	Date/Time: 8-17-20 1625
Relinquished by/Company: (Signature)	Date/Time:	Received by/Company: (Signature)	Date/Time:
Relinquished by/Company: (Signature)	Date/Time:	Received by/Company: (Signature)	Date/Time:

MTJL LAB USE ONLY

Table #:

Acctnum:

Template:

Prelogin:

PM:

PB:

Trip Blank Received: Y N NA

HCl MeOH TSP Other

Non Conformance(s): YES / NO

Page: _____ of: _____

Report of Analysis

Pace Analytical Services, Inc.
9800 Kincey Avenue
Suite 100
Huntersville, NC 28078
Attention: Angela M. Baioni

Project Name: Colonial Huntersville Release

Project Number: 92491152

Lot Number:**VH18001**

Date Completed:08/19/2020
Revision Date: 08/19/2020

08/20/2020 11:38 AM
Approved and released by:
Project Manager II: **Cathy S. Dover**

The electronic signature above is the equivalent of a handwritten signature.
This report shall not be reproduced, except in its entirety, without the written approval of Pace Analytical Services, LLC.

Case Narrative
Pace Analytical Services, Inc.
Lot Number: VH18001

This Report of Analysis contains the analytical result(s) for the sample(s) listed on the Sample Summary following this Case Narrative. The sample receiving date is documented in the header information associated with each sample.

All results listed in this report relate only to the samples that are contained within this report.

Sample receipt, sample analysis, and data review have been performed in accordance with the most current approved NELAC standards, the Pace Analytical Services, LLC ("Pace") Quality Assurance Management Plan (QAMP), standard operating procedures (SOPs), and Pace policies. Any exceptions to the NELAC standards, the QAMP, SOPs or policies are qualified on the results page or discussed below.

This PDF report has been revised to report only sample results -005 through -008 per client request. The other sample results for -001 through -004 have been reprocessed in separate individual reports. This PDF report was revised again on 8/20/2020 to remove samples -005 per client.

If you have any questions regarding this report please contact the Pace Project Manager listed on the cover page.

Sample Summary

Pace Analytical Services, Inc.

Lot Number: VH18001

Project Name: Colonial Huntersville Release

Project Number: 92491152

Sample Number	Sample ID	Matrix	Date Sampled	Date Received
006	FD1 081720	Aqueous	08/17/2020	08/18/2020
007	FIELD BLANK 1	Aqueous	08/17/2020 1155	08/18/2020
008	TRIP BLANK	Aqueous	08/17/2020	08/18/2020

(3 samples)

Detection Summary

Pace Analytical Services, Inc.

Lot Number: VH18001

Project Name: Colonial Huntersville Release

Project Number: 92491152

Sample	Sample ID	Matrix	Parameter	Method	Result	Q	Units	Page

(0 detections)

MADEP VPH (aliphatics)

Client: Pace Analytical Services, Inc. | Laboratory ID: VH18001-006
Description: FD1 081720 | Matrix: Aqueous
Date Sampled: 08/17/2020 | Project Name: Colonial Huntersville Release
Date Received: 08/18/2020 | Project Number: 92491152

Run	Prep Method	Analytical Method	Dilution	Analysis Date	Analyst	Prep Date	Batch
1	VPH	MADEP-VPH-18-2.1	1	08/18/2020 1557	ECB		63876

Parameter	CAS Number	Analytical Method	Result	Q	LOQ	Units	Run
C5 - C8 Aliphatics		MADEP-VPH-18-	ND		75	ug/L	1
C9 - C12 Aliphatics		MADEP-VPH-18-	ND		75	ug/L	1

Surrogate	Q	Run 1 % Recovery	Acceptance Limits
2,5-Dibromotoluene (FID)		99	70-130

LOQ = Limit of Quantitation
ND = Not detected at or above the LOQ
H = Out of holding time
B = Detected in the method blank
N = Recovery is out of criteria
W = Reported on wet weight basis
E = Quantitation of compound exceeded the calibration range
P = The RPD between two GC columns exceeds 40%

Pace Analytical Services, LLC *(formerly Shealy Environmental Services, Inc.)*
106 Vantage Point Drive West Columbia, SC 29172 (803) 791-9700 Fax (803) 791-9111 www.pacelabs.com

MADEP VPH (aromatics)

Client: Pace Analytical Services, Inc. | Laboratory ID: VH18001-006
Description: FD1 081720 | Matrix: Aqueous
Date Sampled: 08/17/2020 | Project Name: Colonial Huntersville Release
Date Received: 08/18/2020 | Project Number: 92491152

Run	Prep Method	Analytical Method	Dilution	Analysis Date	Analyst	Prep Date	Batch
1	VPH	MADEP-VPH-18-2.1	1	08/18/2020 1557	ECB		63877

Parameter	CAS Number	Analytical Method	Result	Q	LOQ	Units	Run
C9 - C10 Aromatics		MADEP-VPH-18-	ND		25	ug/L	1

Surrogate	Q	Run 1 % Recovery	Acceptance Limits
2,5-Dibromotoluene (PID)		101	70-130

LOQ = Limit of Quantitation
ND = Not detected at or above the LOQ
H = Out of holding time
B = Detected in the method blank
N = Recovery is out of criteria
W = Reported on wet weight basis
E = Quantitation of compound exceeded the calibration range
P = The RPD between two GC columns exceeds 40%

Pace Analytical Services, LLC *(formerly Shealy Environmental Services, Inc.)*
106 Vantage Point Drive West Columbia, SC 29172 (803) 791-9700 Fax (803) 791-9111 www.pacelabs.com

MADEP VPH (aliphatics)

Client: Pace Analytical Services, Inc. | Laboratory ID: VH18001-007

Description: FIELD BLANK 1 | Matrix: Aqueous

Date Sampled: 08/17/2020 1155 | Project Name: Colonial Huntersville Release

Date Received: 08/18/2020 | Project Number: 92491152

Run	Prep Method	Analytical Method	Dilution	Analysis Date	Analyst	Prep Date	Batch
1	VPH	MADEP-VPH-18-2.1	1	08/18/2020 1305	ECB		63876

Parameter	CAS Number	Analytical Method	Result	Q	LOQ	Units	Run
C5 - C8 Aliphatics		MADEP-VPH-18-	ND		75	ug/L	1
C9 - C12 Aliphatics		MADEP-VPH-18-	ND		75	ug/L	1

Surrogate	Q	Run 1 % Recovery	Acceptance Limits
2,5-Dibromotoluene (FID)		99	70-130

LOQ = Limit of Quantitation
ND = Not detected at or above the LOQ
H = Out of holding time
B = Detected in the method blank
N = Recovery is out of criteria
W = Reported on wet weight basis
E = Quantitation of compound exceeded the calibration range
P = The RPD between two GC columns exceeds 40%

Pace Analytical Services, LLC *(formerly Shealy Environmental Services, Inc.)*
106 Vantage Point Drive West Columbia, SC 29172 (803) 791-9700 Fax (803) 791-9111 www.pacelabs.com

MADEP VPH (aromatics)

Client: Pace Analytical Services, Inc.			Laboratory ID: VH18001-007
Description: FIELD BLANK 1			Matrix: Aqueous
Date Sampled: 08/17/2020 1155	Project Name: Colonial Huntersville Release		
Date Received: 08/18/2020	Project Number: 92491152		

Run	Prep Method	Analytical Method	Dilution	Analysis Date	Analyst	Prep Date	Batch
1	VPH	MADEP-VPH-18-2.1	1	08/18/2020 1305	ECB		63877

Parameter	CAS Number	Analytical Method	Result	Q	LOQ	Units	Run
C9 - C10 Aromatics		MADEP-VPH-18-	ND		25	ug/L	1

Surrogate	Q	Run 1 % Recovery	Acceptance Limits
2,5-Dibromotoluene (PID)		100	70-130

LOQ = Limit of Quantitation
ND = Not detected at or above the LOQ
H = Out of holding time
B = Detected in the method blank
N = Recovery is out of criteria
W = Reported on wet weight basis
E = Quantitation of compound exceeded the calibration range
P = The RPD between two GC columns exceeds 40%

Pace Analytical Services, LLC *(formerly Shealy Environmental Services, Inc.)*
106 Vantage Point Drive West Columbia, SC 29172 (803) 791-9700 Fax (803) 791-9111 www.pacelabs.com

MADEP VPH (aliphatics)

Client: Pace Analytical Services, Inc. | Laboratory ID: VH18001-008

Description: TRIP BLANK | Matrix: Aqueous

Date Sampled: 08/17/2020 | Project Name: Colonial Huntersville Release

Date Received: 08/18/2020 | Project Number: 92491152

Run	Prep Method	Analytical Method	Dilution	Analysis Date	Analyst	Prep Date	Batch
1	VPH	MADEP-VPH-18-2.1	1	08/18/2020 1236	ECB		63876

Parameter	CAS Number	Analytical Method	Result	Q	LOQ	Units	Run
C5 - C8 Aliphatics		MADEP-VPH-18-	ND		75	ug/L	1
C9 - C12 Aliphatics		MADEP-VPH-18-	ND		75	ug/L	1

Surrogate	Q	Run 1 % Recovery	Acceptance Limits
2,5-Dibromotoluene (FID)		104	70-130

LOQ = Limit of Quantitation
ND = Not detected at or above the LOQ
H = Out of holding time
B = Detected in the method blank
N = Recovery is out of criteria
W = Reported on wet weight basis
E = Quantitation of compound exceeded the calibration range
P = The RPD between two GC columns exceeds 40%

Pace Analytical Services, LLC *(formerly Shealy Environmental Services, Inc.)*
106 Vantage Point Drive West Columbia, SC 29172 (803) 791-9700 Fax (803) 791-9111 www.pacelabs.com

MADEP VPH (aromatics)

Client: Pace Analytical Services, Inc. | Laboratory ID: VH18001-008
Description: TRIP BLANK | Matrix: Aqueous
Date Sampled: 08/17/2020 | Project Name: Colonial Huntersville Release
Date Received: 08/18/2020 | Project Number: 92491152

Run	Prep Method	Analytical Method	Dilution	Analysis Date	Analyst	Prep Date	Batch
1	VPH	MADEP-VPH-18-2.1	1	08/18/2020 1236	ECB		63877

Parameter	CAS Number	Analytical Method	Result	Q	LOQ	Units	Run
C9 - C10 Aromatics		MADEP-VPH-18-	ND		25	ug/L	1

Surrogate	Q	Run 1 % Recovery	Acceptance Limits
2,5-Dibromotoluene (PID)		104	70-130

LOQ = Limit of Quantitation
ND = Not detected at or above the LOQ
H = Out of holding time
B = Detected in the method blank
N = Recovery is out of criteria
W = Reported on wet weight basis
E = Quantitation of compound exceeded the calibration range
P = The RPD between two GC columns exceeds 40%

Pace Analytical Services, LLC *(formerly Shealy Environmental Services, Inc.)*
106 Vantage Point Drive West Columbia, SC 29172 (803) 791-9700 Fax (803) 791-9111 www.pacelabs.com

QC Summary

MADEP VPH (aliphatics) - MB

Sample ID: VQ63876-001
Batch: 63876
Analytical Method: MADEP-VPH-18-2.1

Matrix: Aqueous
Prep Method: VPH

Parameter	Result	Q	Dil	LOQ	Units	Analysis Date
C5 - C8 Aliphatics	ND		1	75	ug/L	08/18/2020 1125
C9 - C12 Aliphatics	ND		1	75	ug/L	08/18/2020 1125

Surrogate	Q	% Rec	Acceptance Limit
2,5-Dibromotoluene (FID)		100	70-130

LOQ = Limit of Quantitation
DL = Detection Limit
LOD = Limit of Detection

P = The RPD between two GC columns exceeds 40%
J = Estimated result < LOQ and ≥ DL
ND = Not detected at or above the LOQ

N = Recovery is out of criteria
+ = RPD is out of criteria

Note: Calculations are performed before rounding to avoid round-off errors in calculated results

MADEP VPH (aliphatics) - LCS

Sample ID: VQ63876-002
Batch: 63876
Analytical Method: MADEP-VPH-18-2.1

Matrix: Aqueous
Prep Method: VPH

Parameter	Spike Amount (ug/L)	Result (ug/L)	Q	Dil	% Rec	% Rec Limit	Analysis Date
C5 - C8 Aliphatics	150	130		1	87	70-130	08/18/2020 1028
C9 - C12 Aliphatics	180	150		1	83	70-130	08/18/2020 1028

Surrogate	Q	% Rec	Acceptance Limit
2,5-Dibromotoluene (FID)		84	70-130

LOQ = Limit of Quantitation
DL = Detection Limit
LOD = Limit of Detection

P = The RPD between two GC columns exceeds 40%
J = Estimated result < LOQ and ≥ DL
ND = Not detected at or above the LOQ

N = Recovery is out of criteria
+ = RPD is out of criteria

Note: Calculations are performed before rounding to avoid round-off errors in calculated results

MADEP VPH (aliphatics) - LCSD

Sample ID: VQ63876-003
Batch: 63876
Analytical Method: MADEP-VPH-18-2.1

Matrix: Aqueous
Prep Method: VPH

Parameter	Spike Amount (ug/L)	Result (ug/L)	Q	Dil	% Rec	% RPD	% Rec Limit	% RPD Limit	Analysis Date
C5 - C8 Aliphatics	150	140		1	92	5.2	70-130	25	08/18/2020 1057
C9 - C12 Aliphatics	180	160		1	89	7.0	70-130	25	08/18/2020 1057

Surrogate	Q	% Rec	Acceptance Limit
2,5-Dibromotoluene (FID)		90	70-130

LOQ = Limit of Quantitation
DL = Detection Limit
LOD = Limit of Detection

P = The RPD between two GC columns exceeds 40%
J = Estimated result < LOQ and ≥ DL
ND = Not detected at or above the LOQ

N = Recovery is out of criteria
+ = RPD is out of criteria

Note: Calculations are performed before rounding to avoid round-off errors in calculated results

MADEP VPH (aromatics) - MB

Sample ID: VQ63877-001
Batch: 63877
Analytical Method: MADEP-VPH-18-2.1

Matrix: Aqueous
Prep Method: VPH

Parameter	Result	Q	Dil	LOQ	Units	Analysis Date
C9 - C10 Aromatics	ND		1	25	ug/L	08/18/2020 1125

Surrogate	Q	% Rec	Acceptance Limit
2,5-Dibromotoluene (PID)		98	70-130

LOQ = Limit of Quantitation
DL = Detection Limit
LOD = Limit of Detection

P = The RPD between two GC columns exceeds 40%
J = Estimated result < LOQ and ≥ DL
ND = Not detected at or above the LOQ

N = Recovery is out of criteria
+ = RPD is out of criteria

Note: Calculations are performed before rounding to avoid round-off errors in calculated results

MADEP VPH (aromatics) - LCS

Sample ID: VQ63877-002
Batch: 63877
Analytical Method: MADEP-VPH-18-2.1

Matrix: Aqueous
Prep Method: VPH

Parameter	Spike Amount (ug/L)	Result (ug/L)	Q	Dil	% Rec	% Rec Limit	Analysis Date
C9 - C10 Aromatics	25	22		1	87	70-130	08/18/2020 1028

Surrogate	Q	% Rec	Acceptance Limit
2,5-Dibromotoluene (PID)		85	70-130

LOQ = Limit of Quantitation
DL = Detection Limit
LOD = Limit of Detection

P = The RPD between two GC columns exceeds 40%
J = Estimated result < LOQ and ≥ DL
ND = Not detected at or above the LOQ

N = Recovery is out of criteria
+ = RPD is out of criteria

Note: Calculations are performed before rounding to avoid round-off errors in calculated results

MADEP VPH (aromatics) - LCSD

Sample ID: VQ63877-003
Batch: 63877
Analytical Method: MADEP-VPH-18-2.1

Matrix: Aqueous
Prep Method: VPH

Parameter	Spike Amount (ug/L)	Result (ug/L)	Q	Dil	% Rec	% RPD	% Rec Limit	% RPD Limit	Analysis Date
C9 - C10 Aromatics	25	23		1	93	6.7	70-130	25	08/18/2020 1057

Surrogate	Q	% Rec	Acceptance Limit
2,5-Dibromotoluene (PID)		90	70-130

LOQ = Limit of Quantitation
DL = Detection Limit
LOD = Limit of Detection

P = The RPD between two GC columns exceeds 40%
J = Estimated result < LOQ and ≥ DL
ND = Not detected at or above the LOQ

N = Recovery is out of criteria
+ = RPD is out of criteria

Note: Calculations are performed before rounding to avoid round-off errors in calculated results

Chain of Custody

and

Miscellaneous Documents

Internal Transfer Chain of Custody

Pace Analytical
www.pacelabs.com

☐ Samples Pre-Logged into eCOC.

State Of Origin: NC
Cert. Needed: ☑ Yes ☐ No

Workorder: 92491152 Workorder Name: Colonial Huntersville Release Owner Received Date: 8/17/2020 Results Requested By: 8/18/2020

Report To	Subcontract To
Angela Baicri Pace Analytical Charlotte 9800 Kincey Ave. Suite 100 Huntersville, NC 28078 Phone (704)875-9092	Pace Analytical West Columbia 106 Vantage Point Drive West Columbia, SC 29172 Phone (803)791-9700

Requested Analysis

VH18001

C60

Item	Sample ID	Sample Type	Collect Date/Time	Lab ID	Matrix	Preserved Containers: HCL	NC VPH	LAB USE ONLY
1	13945 AC RD	PS	8/17/2020 13:40	92491152001	Water	3	X	
2	13923 AC RD	PS	8/17/2020 14:45	92491152002	Water	3	X	
3	14024 SIMS RD	PS	8/17/2020 11:30	92491152003	Water	3	X	
4	13901 SIMS RD	PS	8/17/2020 10:25	92491152004	Water	3	X	
5	13835 AC RD	PS	8/17/2020 15:40	92491152005	Water	3	X	
6	FD1 081720	PS	8/17/2020 00:00	92491152006	Water	3	X	
7	FIELD BLANK 1	PS	8/17/2020 11:55	92491152007	Water	3	X	
8	TRIP BLANK	PS	8/17/2020 00:00	92491152008	Water	1	X	

Comments

Transfers	Released By	Date/Time	Received By	Date/Time
1	MDuPace HVL 8/17/20	1800		
2				
3			[signature]	8/18/2020 0800

Cooler Temperature on Receipt 4.7 °C | Custody Seal Y or N | Received on Ice Y or N | Samples Intact Y or N

***In order to maintain client confidentiality, location/name of the sampling site, sampler's name and signature may not be provided on this COC document.
This chain of custody is considered complete as is since this information is available in the owner laboratory.

Monday, August 17, 2020 5:27:24 PM FMT-ALL-C-002rev.00 24March2009 Page 1 of 1

Shealy Environmental Services, Inc.
Document Number: ML0018C-14

Page 1 of 1
Effective Date: 8/2/2018

Sample Receipt Checklist (SRC)

Client: PACE

Cooler Inspected by/date: JSH / 08/18/2020 Lot #: VHI8001

Means of receipt: ☐ SESI ☐ Client ☐ UPS ☐ FedEx ☑ Other: COURIER

☐ Yes	☑ No		1. Were custody seals present on the cooler?
☐ Yes	☐ No	☑ NA	2. If custody seals were present, were they intact and unbroken?

pH Strip ID: NA Chlorine Strip ID: NA Tested by: NA

Original temperature upon receipt / Derived (Corrected) temperature upon receipt %Solid Snap-Cup ID: NA

4.7 /4.7 °C NA /NA °C NA /NA °C NA /NA °C

Method: ☐ Temperature Blank ☑ Against Bottles IR Gun ID: 5 IR Gun Correction Factor: 0 °C

Method of coolant: ☑ Wet Ice ☐ Ice Packs ☐ Dry Ice ☐ None

☐ Yes	☐ No	☑ NA	3. If temperature of any cooler exceeded 6.0°C, was Project Manager Notified? PM was Notified by: phone / email / face-to-face (circle one).
☐ Yes	☐ No	☑ NA	4. Is the commercial courier's packing slip attached to this form?
☑ Yes	☐ No		5. Were proper custody procedures (relinquished/received) followed?
☑ Yes	☐ No		6. Were sample IDs listed on the COC?
☑ Yes	☐ No		7. Were sample IDs listed on all sample containers?
☑ Yes	☐ No		8. Was collection date & time listed on the COC?
☑ Yes	☐ No		9. Was collection date & time listed on all sample containers?
☑ Yes	☐ No		10. Did all container label information (ID, date, time) agree with the COC?
☑ Yes	☐ No		11. Were tests to be performed listed on the COC?
☑ Yes	☐ No		12. Did all samples arrive in the proper containers for each test and/or in good condition (unbroken, lids on, etc.)?
☑ Yes	☐ No		13. Was adequate sample volume available?
☑ Yes	☐ No		14. Were all samples received within ½ the holding time or 48 hours, whichever comes first?
☐ Yes	☑ No		15. Were any samples containers missing/excess (circle one) samples Not listed on COC?
☐ Yes	☐ No	☑ NA	16. For VOA and RSK-175 samples, were bubbles present >"pea-size" (¼" or 6mm in diameter) in any of the VOA vials?
☐ Yes	☐ No	☑ NA	17. Were all DRO/metals/nutrient samples received at a pH of < 2?
☐ Yes	☐ No	☑ NA	18. Were all cyanide samples received at a pH > 12 and sulfide samples received at a pH > 9?
☐ Yes	☐ No	☐ NA	19. Were all applicable NH_3/TKN/cyanide/phenol/625 (< 0.5mg/L) samples free of residual chlorine?
☐ Yes	☐ No	☑ NA	20. Were client remarks/requests (i.e. requested dilutions, MS/MSD designations, etc...) correctly transcribed from the COC into the comment section in LIMS?
☐ Yes	☑ No		21. Was the quote number listed on the container label? If yes, Quote # NA

Sample Preservation (Must be completed for any sample(s) incorrectly preserved or with headspace.)

Sample(s) NA were received incorrectly preserved and were adjusted accordingly in sample receiving with NA mL of circle one: H2SO4, HNO3, HCl, NaOH using SR # NA. Time of preservation NA. If more than one preservative is needed, please note in the comments below.

Sample(s) NA were received with bubbles >6 mm in diameter.

Samples(s) NA were received with TRC > 0.5 mg/L (If #19 is *no*) and were adjusted accordingly in sample receiving with sodium thiosulfate ($Na_2S_2O_3$) with Shealy ID: NA.

SR barcode labels applied by: JSH Date: 08/18/2020

Comments:

Pace Analytical Services, LLC
9800 Kincey Ave. Suite 100
Huntersville, NC 28078
(704)875-9092

August 19, 2020

Andrew Street
Apex Companies - NC
5900 Northwoods Business Pkwy
Suite 5900-0
Charlotte, NC 28269

RE: Project: 2020-L1-2448 Incident
Pace Project No.: 92491385

Dear Andrew Street:

Enclosed are the analytical results for sample(s) received by the laboratory on August 18, 2020. The results relate only to the samples included in this report. Results reported herein conform to the applicable TNI/NELAC Standards and the laboratory's Quality Manual, where applicable, unless otherwise noted in the body of the report.

The test results provided in this final report were generated by each of the following laboratories within the Pace Network:

- Pace Analytical Services - Asheville
- Pace Analytical Services - Charlotte

If you have any questions concerning this report, please feel free to contact me.

Sincerely,

Angela M. Baioni

Angela Baioni
angela.baioni@pacelabs.com
(704)875-9092
Project Manager

Enclosures

cc: J Culbreath, Colonial Pipeline Company
Emily Little, Apex Companies
Jeff Morrison, Colonial Pipeline Company
J Tate, Colonial Pipeline Company
JM Wyatt, Colonial Pipeline Company

This report shall not be reproduced, except in full,
without the written consent of Pace Analytical Services, LLC.

Pace Analytical Services, LLC
9800 Kincey Ave. Suite 100
Huntersville, NC 28078
(704)875-9092

CERTIFICATIONS

Project: 2020-L1-2448 Incident
Pace Project No.: 92491385

Pace Analytical Services Charlotte
9800 Kincey Ave. Ste 100, Huntersville, NC 28078
Louisiana/NELAP Certification # LA170028
North Carolina Drinking Water Certification #: 37706
North Carolina Field Services Certification #: 5342
North Carolina Wastewater Certification #: 12
South Carolina Certification #: 99006001
Florida/NELAP Certification #: E87627
Kentucky UST Certification #: 84
Virginia/VELAP Certification #: 460221

Pace Analytical Services Asheville
2225 Riverside Drive, Asheville, NC 28804
Florida/NELAP Certification #: E87648
Massachusetts Certification #: M-NC030
North Carolina Drinking Water Certification #: 37712
North Carolina Wastewater Certification #: 40
South Carolina Certification #: 99030001
Virginia/VELAP Certification #: 460222

This report shall not be reproduced, except in full,
without the written consent of Pace Analytical Services, LLC.

Pace Analytical Services, LLC
9800 Kincey Ave. Suite 100
Huntersville, NC 28078
(704)875-9092

SAMPLE ANALYTE COUNT

Project: 2020-L1-2448 Incident
Pace Project No.: 92491385

Lab ID	Sample ID	Method	Analysts	Analytes Reported	Laboratory
92491259002	**13831 SIMS**	EPA 6010D	SH1	1	PASI-A
		SM 6200B	CL	63	PASI-C

PASI-A = Pace Analytical Services - Asheville
PASI-C = Pace Analytical Services - Charlotte

This report shall not be reproduced, except in full,
without the written consent of Pace Analytical Services, LLC.

Pace Analytical Services, LLC
9800 Kincey Ave. Suite 100
Huntersville, NC 28078
(704)875-9092

ANALYTICAL RESULTS

Project: 2020-L1-2448 Incident
Pace Project No.: 92491385

Sample: 13831 SIMS **Lab ID: 92491259002** Collected: 08/17/20 18:10 Received: 08/18/20 13:10 Matrix: Water

Parameters	Results	Units	Report Limit	DF	Prepared	Analyzed	CAS No.	Qual
6010 MET ICP	Analytical Method: EPA 6010D Preparation Method: EPA 3010A Pace Analytical Services - Asheville							
Lead	ND	ug/L	5.0	1	08/19/20 02:02	08/19/20 09:46	7439-92-1	
6200B MSV	Analytical Method: SM 6200B Pace Analytical Services - Charlotte							
Benzene	ND	ug/L	0.50	1		08/19/20 10:04	71-43-2	
Bromobenzene	ND	ug/L	0.50	1		08/19/20 10:04	108-86-1	
Bromochloromethane	ND	ug/L	0.50	1		08/19/20 10:04	74-97-5	
Bromodichloromethane	ND	ug/L	0.50	1		08/19/20 10:04	75-27-4	
Bromoform	ND	ug/L	0.50	1		08/19/20 10:04	75-25-2	
Bromomethane	ND	ug/L	5.0	1		08/19/20 10:04	74-83-9	
n-Butylbenzene	ND	ug/L	0.50	1		08/19/20 10:04	104-51-8	
sec-Butylbenzene	ND	ug/L	0.50	1		08/19/20 10:04	135-98-8	
tert-Butylbenzene	ND	ug/L	0.50	1		08/19/20 10:04	98-06-6	
Carbon tetrachloride	ND	ug/L	0.50	1		08/19/20 10:04	56-23-5	
Chlorobenzene	ND	ug/L	0.50	1		08/19/20 10:04	108-90-7	
Chloroethane	ND	ug/L	1.0	1		08/19/20 10:04	75-00-3	
Chloroform	ND	ug/L	0.50	1		08/19/20 10:04	67-66-3	
Chloromethane	ND	ug/L	1.0	1		08/19/20 10:04	74-87-3	
2-Chlorotoluene	ND	ug/L	0.50	1		08/19/20 10:04	95-49-8	
4-Chlorotoluene	ND	ug/L	0.50	1		08/19/20 10:04	106-43-4	
1,2-Dibromo-3-chloropropane	ND	ug/L	1.0	1		08/19/20 10:04	96-12-8	
Dibromochloromethane	ND	ug/L	0.50	1		08/19/20 10:04	124-48-1	
1,2-Dibromoethane (EDB)	ND	ug/L	0.50	1		08/19/20 10:04	106-93-4	
Dibromomethane	ND	ug/L	0.50	1		08/19/20 10:04	74-95-3	
1,2-Dichlorobenzene	ND	ug/L	0.50	1		08/19/20 10:04	95-50-1	
1,3-Dichlorobenzene	ND	ug/L	0.50	1		08/19/20 10:04	541-73-1	
1,4-Dichlorobenzene	ND	ug/L	0.50	1		08/19/20 10:04	106-46-7	
Dichlorodifluoromethane	ND	ug/L	0.50	1		08/19/20 10:04	75-71-8	
1,1-Dichloroethane	ND	ug/L	0.50	1		08/19/20 10:04	75-34-3	
1,2-Dichloroethane	ND	ug/L	0.50	1		08/19/20 10:04	107-06-2	
1,1-Dichloroethene	ND	ug/L	0.50	1		08/19/20 10:04	75-35-4	
cis-1,2-Dichloroethene	ND	ug/L	0.50	1		08/19/20 10:04	156-59-2	
trans-1,2-Dichloroethene	ND	ug/L	0.50	1		08/19/20 10:04	156-60-5	
1,2-Dichloropropane	ND	ug/L	0.50	1		08/19/20 10:04	78-87-5	
1,3-Dichloropropane	ND	ug/L	0.50	1		08/19/20 10:04	142-28-9	
2,2-Dichloropropane	ND	ug/L	0.50	1		08/19/20 10:04	594-20-7	
1,1-Dichloropropene	ND	ug/L	0.50	1		08/19/20 10:04	563-58-6	
cis-1,3-Dichloropropene	ND	ug/L	0.50	1		08/19/20 10:04	10061-01-5	
trans-1,3-Dichloropropene	ND	ug/L	0.50	1		08/19/20 10:04	10061-02-6	
Diisopropyl ether	ND	ug/L	0.50	1		08/19/20 10:04	108-20-3	
Ethylbenzene	ND	ug/L	0.50	1		08/19/20 10:04	100-41-4	
Hexachloro-1,3-butadiene	ND	ug/L	2.0	1		08/19/20 10:04	87-68-3	
Isopropylbenzene (Cumene)	ND	ug/L	0.50	1		08/19/20 10:04	98-82-8	
Methylene Chloride	ND	ug/L	2.0	1		08/19/20 10:04	75-09-2	
Methyl-tert-butyl ether	ND	ug/L	0.50	1		08/19/20 10:04	1634-04-4	
Naphthalene	ND	ug/L	2.0	1		08/19/20 10:04	91-20-3	

REPORT OF LABORATORY ANALYSIS

This report shall not be reproduced, except in full,
without the written consent of Pace Analytical Services, LLC.

Pace Analytical Services, LLC
9800 Kincey Ave. Suite 100
Huntersville, NC 28078
(704)875-9092

ANALYTICAL RESULTS

Project: 2020-L1-2448 Incident
Pace Project No.: 92491385

Sample: 13831 SIMS **Lab ID: 92491259002** Collected: 08/17/20 18:10 Received: 08/18/20 13:10 Matrix: Water

Parameters	Results	Units	Report Limit	DF	Prepared	Analyzed	CAS No.	Qual
6200B MSV	Analytical Method: SM 6200B Pace Analytical Services - Charlotte							
n-Propylbenzene	ND	ug/L	0.50	1		08/19/20 10:04	103-65-1	
Styrene	ND	ug/L	0.50	1		08/19/20 10:04	100-42-5	
1,1,1,2-Tetrachloroethane	ND	ug/L	0.50	1		08/19/20 10:04	630-20-6	
1,1,2,2-Tetrachloroethane	ND	ug/L	0.50	1		08/19/20 10:04	79-34-5	
Tetrachloroethene	ND	ug/L	0.50	1		08/19/20 10:04	127-18-4	
Toluene	ND	ug/L	0.50	1		08/19/20 10:04	108-88-3	
1,2,3-Trichlorobenzene	ND	ug/L	2.0	1		08/19/20 10:04	87-61-6	
1,2,4-Trichlorobenzene	ND	ug/L	2.0	1		08/19/20 10:04	120-82-1	
1,1,1-Trichloroethane	ND	ug/L	0.50	1		08/19/20 10:04	71-55-6	
1,1,2-Trichloroethane	ND	ug/L	0.50	1		08/19/20 10:04	79-00-5	
Trichloroethene	ND	ug/L	0.50	1		08/19/20 10:04	79-01-6	
Trichlorofluoromethane	ND	ug/L	1.0	1		08/19/20 10:04	75-69-4	
1,2,3-Trichloropropane	ND	ug/L	0.50	1		08/19/20 10:04	96-18-4	
1,2,4-Trimethylbenzene	ND	ug/L	0.50	1		08/19/20 10:04	95-63-6	
1,3,5-Trimethylbenzene	ND	ug/L	0.50	1		08/19/20 10:04	108-67-8	
Vinyl chloride	ND	ug/L	1.0	1		08/19/20 10:04	75-01-4	
m&p-Xylene	ND	ug/L	1.0	1		08/19/20 10:04	179601-23-1	
o-Xylene	ND	ug/L	0.50	1		08/19/20 10:04	95-47-6	
Surrogates								
1,2-Dichloroethane-d4 (S)	93	%	70-130	1		08/19/20 10:04	17060-07-0	
4-Bromofluorobenzene (S)	102	%	70-130	1		08/19/20 10:04	460-00-4	
Toluene-d8 (S)	103	%	70-130	1		08/19/20 10:04	2037-26-5	

REPORT OF LABORATORY ANALYSIS

This report shall not be reproduced, except in full,
without the written consent of Pace Analytical Services, LLC.

Pace Analytical Services, LLC
9800 Kincey Ave. Suite 100
Huntersville, NC 28078
(704)875-9092

QUALITY CONTROL DATA

Project: 2020-L1-2448 Incident
Pace Project No.: 92491385

QC Batch: 560831
QC Batch Method: EPA 3010A
Analysis Method: EPA 6010D
Analysis Description: 6010 MET
Laboratory: Pace Analytical Services - Asheville
Associated Lab Samples: 92491259002

METHOD BLANK: 2975236 Matrix: Water
Associated Lab Samples: 92491259002

Parameter	Units	Blank Result	Reporting Limit	Analyzed	Qualifiers
Lead	ug/L	ND	5.0	08/19/20 09:26	

LABORATORY CONTROL SAMPLE: 2975237

Parameter	Units	Spike Conc.	LCS Result	LCS % Rec	% Rec Limits	Qualifiers
Lead	ug/L	500	481	96	80-120	

MATRIX SPIKE & MATRIX SPIKE DUPLICATE: 2975238 2975239

Parameter	Units	92491259001 Result	MS Spike Conc.	MSD Spike Conc.	MS Result	MSD Result	MS % Rec	MSD % Rec	% Rec Limits	RPD	Qual
Lead	ug/L	ND	500	500	490	496	98	99	75-125	1	

Results presented on this page are in the units indicated by the "Units" column except where an alternate unit is presented to the right of the result.

REPORT OF LABORATORY ANALYSIS

This report shall not be reproduced, except in full,
without the written consent of Pace Analytical Services, LLC.

Pace Analytical Services, LLC
9800 Kincey Ave. Suite 100
Huntersville, NC 28078
(704)875-9092

QUALITY CONTROL DATA

Project: 2020-L1-2448 Incident
Pace Project No.: 92491385

QC Batch: 560891
QC Batch Method: SM 6200B
Analysis Method: SM 6200B
Analysis Description: 6200B MSV
Laboratory: Pace Analytical Services - Charlotte

Associated Lab Samples: 92491259002

METHOD BLANK: 2975378 Matrix: Water
Associated Lab Samples: 92491259002

Parameter	Units	Blank Result	Reporting Limit	Analyzed	Qualifiers
1,1,1,2-Tetrachloroethane	ug/L	ND	0.50	08/19/20 01:36	
1,1,1-Trichloroethane	ug/L	ND	0.50	08/19/20 01:36	
1,1,2,2-Tetrachloroethane	ug/L	ND	0.50	08/19/20 01:36	
1,1,2-Trichloroethane	ug/L	ND	0.50	08/19/20 01:36	
1,1-Dichloroethane	ug/L	ND	0.50	08/19/20 01:36	
1,1-Dichloroethene	ug/L	ND	0.50	08/19/20 01:36	
1,1-Dichloropropene	ug/L	ND	0.50	08/19/20 01:36	
1,2,3-Trichlorobenzene	ug/L	ND	2.0	08/19/20 01:36	
1,2,3-Trichloropropane	ug/L	ND	0.50	08/19/20 01:36	
1,2,4-Trichlorobenzene	ug/L	ND	2.0	08/19/20 01:36	
1,2,4-Trimethylbenzene	ug/L	ND	0.50	08/19/20 01:36	
1,2-Dibromo-3-chloropropane	ug/L	ND	1.0	08/19/20 01:36	
1,2-Dibromoethane (EDB)	ug/L	ND	0.50	08/19/20 01:36	
1,2-Dichlorobenzene	ug/L	ND	0.50	08/19/20 01:36	
1,2-Dichloroethane	ug/L	ND	0.50	08/19/20 01:36	
1,2-Dichloropropane	ug/L	ND	0.50	08/19/20 01:36	
1,3,5-Trimethylbenzene	ug/L	ND	0.50	08/19/20 01:36	
1,3-Dichlorobenzene	ug/L	ND	0.50	08/19/20 01:36	
1,3-Dichloropropane	ug/L	ND	0.50	08/19/20 01:36	
1,4-Dichlorobenzene	ug/L	ND	0.50	08/19/20 01:36	
2,2-Dichloropropane	ug/L	ND	0.50	08/19/20 01:36	
2-Chlorotoluene	ug/L	ND	0.50	08/19/20 01:36	
4-Chlorotoluene	ug/L	ND	0.50	08/19/20 01:36	
Benzene	ug/L	ND	0.50	08/19/20 01:36	
Bromobenzene	ug/L	ND	0.50	08/19/20 01:36	
Bromochloromethane	ug/L	ND	0.50	08/19/20 01:36	
Bromodichloromethane	ug/L	ND	0.50	08/19/20 01:36	
Bromoform	ug/L	ND	0.50	08/19/20 01:36	
Bromomethane	ug/L	ND	5.0	08/19/20 01:36	
Carbon tetrachloride	ug/L	ND	0.50	08/19/20 01:36	
Chlorobenzene	ug/L	ND	0.50	08/19/20 01:36	
Chloroethane	ug/L	ND	1.0	08/19/20 01:36	
Chloroform	ug/L	ND	0.50	08/19/20 01:36	
Chloromethane	ug/L	ND	1.0	08/19/20 01:36	
cis-1,2-Dichloroethene	ug/L	ND	0.50	08/19/20 01:36	
cis-1,3-Dichloropropene	ug/L	ND	0.50	08/19/20 01:36	
Dibromochloromethane	ug/L	ND	0.50	08/19/20 01:36	
Dibromomethane	ug/L	ND	0.50	08/19/20 01:36	
Dichlorodifluoromethane	ug/L	ND	0.50	08/19/20 01:36	
Diisopropyl ether	ug/L	ND	0.50	08/19/20 01:36	

Results presented on this page are in the units indicated by the "Units" column except where an alternate unit is presented to the right of the result.

REPORT OF LABORATORY ANALYSIS

This report shall not be reproduced, except in full,
without the written consent of Pace Analytical Services, LLC.

Pace Analytical Services, LLC
9800 Kincey Ave. Suite 100
Huntersville, NC 28078
(704)875-9092

QUALITY CONTROL DATA

Project: 2020-L1-2448 Incident
Pace Project No.: 92491385

METHOD BLANK: 2975378 Matrix: Water
Associated Lab Samples: 92491259002

Parameter	Units	Blank Result	Reporting Limit	Analyzed	Qualifiers
Ethylbenzene	ug/L	ND	0.50	08/19/20 01:36	
Hexachloro-1,3-butadiene	ug/L	ND	2.0	08/19/20 01:36	
Isopropylbenzene (Cumene)	ug/L	ND	0.50	08/19/20 01:36	
m&p-Xylene	ug/L	ND	1.0	08/19/20 01:36	
Methyl-tert-butyl ether	ug/L	ND	0.50	08/19/20 01:36	
Methylene Chloride	ug/L	ND	2.0	08/19/20 01:36	
n-Butylbenzene	ug/L	ND	0.50	08/19/20 01:36	
n-Propylbenzene	ug/L	ND	0.50	08/19/20 01:36	
Naphthalene	ug/L	ND	2.0	08/19/20 01:36	
o-Xylene	ug/L	ND	0.50	08/19/20 01:36	
sec-Butylbenzene	ug/L	ND	0.50	08/19/20 01:36	
Styrene	ug/L	ND	0.50	08/19/20 01:36	
tert-Butylbenzene	ug/L	ND	0.50	08/19/20 01:36	
Tetrachloroethene	ug/L	ND	0.50	08/19/20 01:36	
Toluene	ug/L	ND	0.50	08/19/20 01:36	
trans-1,2-Dichloroethene	ug/L	ND	0.50	08/19/20 01:36	
trans-1,3-Dichloropropene	ug/L	ND	0.50	08/19/20 01:36	
Trichloroethene	ug/L	ND	0.50	08/19/20 01:36	
Trichlorofluoromethane	ug/L	ND	1.0	08/19/20 01:36	
Vinyl chloride	ug/L	ND	1.0	08/19/20 01:36	
1,2-Dichloroethane-d4 (S)	%	97	70-130	08/19/20 01:36	
4-Bromofluorobenzene (S)	%	103	70-130	08/19/20 01:36	
Toluene-d8 (S)	%	105	70-130	08/19/20 01:36	

LABORATORY CONTROL SAMPLE: 2975379

Parameter	Units	Spike Conc.	LCS Result	LCS % Rec	% Rec Limits	Qualifiers
1,1,1,2-Tetrachloroethane	ug/L	50	57.7	115	60-140	
1,1,1-Trichloroethane	ug/L	50	55.0	110	60-140	
1,1,2,2-Tetrachloroethane	ug/L	50	56.2	112	60-140	
1,1,2-Trichloroethane	ug/L	50	56.7	113	60-140	
1,1-Dichloroethane	ug/L	50	52.8	106	60-140	
1,1-Dichloroethene	ug/L	50	53.3	107	60-140	
1,1-Dichloropropene	ug/L	50	58.7	117	60-140	
1,2,3-Trichlorobenzene	ug/L	50	48.2	96	60-140	
1,2,3-Trichloropropane	ug/L	50	54.4	109	60-140	
1,2,4-Trichlorobenzene	ug/L	50	49.1	98	60-140	
1,2,4-Trimethylbenzene	ug/L	50	52.6	105	60-140	
1,2-Dibromo-3-chloropropane	ug/L	50	57.0	114	60-140	
1,2-Dibromoethane (EDB)	ug/L	50	60.4	121	60-140	
1,2-Dichlorobenzene	ug/L	50	52.2	104	60-140	
1,2-Dichloroethane	ug/L	50	49.3	99	60-140	
1,2-Dichloropropane	ug/L	50	59.0	118	60-140	
1,3,5-Trimethylbenzene	ug/L	50	52.9	106	60-140	

Results presented on this page are in the units indicated by the "Units" column except where an alternate unit is presented to the right of the result.

REPORT OF LABORATORY ANALYSIS

This report shall not be reproduced, except in full,
without the written consent of Pace Analytical Services, LLC.

Pace Analytical Services, LLC
9800 Kincey Ave. Suite 100
Huntersville, NC 28078
(704)875-9092

QUALITY CONTROL DATA

Project: 2020-L1-2448 Incident
Pace Project No.: 92491385

LABORATORY CONTROL SAMPLE: 2975379

Parameter	Units	Spike Conc.	LCS Result	LCS % Rec	% Rec Limits	Qualifiers
1,3-Dichlorobenzene	ug/L	50	52.6	105	60-140	
1,3-Dichloropropane	ug/L	50	59.1	118	60-140	
1,4-Dichlorobenzene	ug/L	50	51.0	102	60-140	
2,2-Dichloropropane	ug/L	50	53.0	106	60-140	
2-Chlorotoluene	ug/L	50	51.7	103	60-140	
4-Chlorotoluene	ug/L	50	51.1	102	60-140	
Benzene	ug/L	50	53.7	107	60-140	
Bromobenzene	ug/L	50	51.0	102	60-140	
Bromochloromethane	ug/L	50	53.6	107	60-140	
Bromodichloromethane	ug/L	50	50.1	100	60-140	
Bromoform	ug/L	50	58.0	116	60-140	
Bromomethane	ug/L	50	57.9	116	60-140	
Carbon tetrachloride	ug/L	50	52.7	105	60-140	
Chlorobenzene	ug/L	50	51.5	103	60-140	
Chloroethane	ug/L	50	51.9	104	60-140	
Chloroform	ug/L	50	51.2	102	60-140	
Chloromethane	ug/L	50	43.9	88	60-140	
cis-1,2-Dichloroethene	ug/L	50	53.8	108	60-140	
cis-1,3-Dichloropropene	ug/L	50	61.7	123	60-140	
Dibromochloromethane	ug/L	50	60.2	120	60-140	
Dibromomethane	ug/L	50	52.7	105	60-140	
Dichlorodifluoromethane	ug/L	50	42.7	85	60-140	
Diisopropyl ether	ug/L	50	60.2	120	60-140	
Ethylbenzene	ug/L	50	50.9	102	60-140	
Hexachloro-1,3-butadiene	ug/L	50	45.6	91	60-140	
Isopropylbenzene (Cumene)	ug/L	50	51.2	102	60-140	
m&p-Xylene	ug/L	100	103	103	60-140	
Methyl-tert-butyl ether	ug/L	50	63.3	127	60-140	
Methylene Chloride	ug/L	50	49.3	99	60-140	
n-Butylbenzene	ug/L	50	50.2	100	60-140	
n-Propylbenzene	ug/L	50	51.1	102	60-140	
Naphthalene	ug/L	50	49.6	99	60-140	
o-Xylene	ug/L	50	51.6	103	60-140	
sec-Butylbenzene	ug/L	50	50.8	102	60-140	
Styrene	ug/L	50	54.7	109	60-140	
tert-Butylbenzene	ug/L	50	44.1	88	60-140	
Tetrachloroethene	ug/L	50	52.6	105	60-140	
Toluene	ug/L	50	49.3	99	60-140	
trans-1,2-Dichloroethene	ug/L	50	54.8	110	60-140	
trans-1,3-Dichloropropene	ug/L	50	58.4	117	60-140	
Trichloroethene	ug/L	50	55.8	112	60-140	
Trichlorofluoromethane	ug/L	50	45.6	91	60-140	
Vinyl chloride	ug/L	50	47.0	94	60-140	
1,2-Dichloroethane-d4 (S)	%			98	70-130	
4-Bromofluorobenzene (S)	%			99	70-130	
Toluene-d8 (S)	%			97	70-130	

Results presented on this page are in the units indicated by the "Units" column except where an alternate unit is presented to the right of the result.

REPORT OF LABORATORY ANALYSIS

This report shall not be reproduced, except in full,
without the written consent of Pace Analytical Services, LLC.

Pace Analytical Services, LLC
9800 Kincey Ave. Suite 100
Huntersville, NC 28078
(704)875-9092

QUALITY CONTROL DATA

Project: 2020-L1-2448 Incident
Pace Project No.: 92491385

MATRIX SPIKE & MATRIX SPIKE DUPLICATE: 2975380 2975381

Parameter	Units	92491259001 Result	MS Spike Conc.	MSD Spike Conc.	MS Result	MSD Result	MS % Rec	MSD % Rec	% Rec Limits	RPD	Qual
1,1,1,2-Tetrachloroethane	ug/L	ND	20	20	22.5	22.8	113	114	60-140	1	
1,1,1-Trichloroethane	ug/L	ND	20	20	24.4	23.1	122	116	60-140	5	
1,1,2,2-Tetrachloroethane	ug/L	ND	20	20	22.3	21.9	111	110	60-140	2	
1,1,2-Trichloroethane	ug/L	ND	20	20	23.4	22.9	117	114	60-140	2	
1,1-Dichloroethane	ug/L	ND	20	20	24.3	23.6	121	118	60-140	3	
1,1-Dichloroethene	ug/L	ND	20	20	22.9	23.4	115	117	60-140	2	
1,1-Dichloropropene	ug/L	ND	20	20	24.7	24.4	124	122	60-140	2	
1,2,3-Trichlorobenzene	ug/L	ND	20	20	20.1	19.7	100	99	60-140	2	
1,2,3-Trichloropropane	ug/L	ND	20	20	22.1	21.9	111	109	60-140	1	
1,2,4-Trichlorobenzene	ug/L	ND	20	20	20.8	20.6	104	103	60-140	1	
1,2,4-Trimethylbenzene	ug/L	ND	20	20	22.8	22.2	114	111	60-140	3	
1,2-Dibromo-3-chloropropane	ug/L	ND	20	20	22.2	22.9	111	115	60-140	3	
1,2-Dibromoethane (EDB)	ug/L	ND	20	20	24.0	23.5	120	117	60-140	2	
1,2-Dichlorobenzene	ug/L	ND	20	20	22.6	22.4	113	112	60-140	1	
1,2-Dichloroethane	ug/L	ND	20	20	21.4	20.8	107	104	60-140	3	
1,2-Dichloropropane	ug/L	ND	20	20	25.1	24.8	125	124	60-140	1	
1,3,5-Trimethylbenzene	ug/L	ND	20	20	23.1	22.0	115	110	60-140	5	
1,3-Dichlorobenzene	ug/L	ND	20	20	23.2	22.8	116	114	60-140	2	
1,3-Dichloropropane	ug/L	ND	20	20	23.9	23.5	120	118	60-140	2	
1,4-Dichlorobenzene	ug/L	ND	20	20	22.3	22.2	112	111	60-140	1	
2,2-Dichloropropane	ug/L	ND	20	20	24.4	23.5	122	117	60-140	4	
2-Chlorotoluene	ug/L	ND	20	20	23.6	22.9	118	114	60-140	3	
4-Chlorotoluene	ug/L	ND	20	20	23.1	22.5	116	112	60-140	3	
Benzene	ug/L	ND	20	20	23.7	23.2	119	116	60-140	2	
Bromobenzene	ug/L	ND	20	20	22.6	22.1	113	111	60-140	2	
Bromochloromethane	ug/L	ND	20	20	24.3	23.1	121	116	60-140	5	
Bromodichloromethane	ug/L	ND	20	20	21.6	21.2	108	106	60-140	2	
Bromoform	ug/L	ND	20	20	21.9	21.6	110	108	60-140	1	
Bromomethane	ug/L	ND	20	20	19.1	21.4	96	107	60-140	11	
Carbon tetrachloride	ug/L	ND	20	20	23.9	23.0	120	115	60-140	4	
Chlorobenzene	ug/L	ND	20	20	22.8	22.6	114	113	60-140	1	
Chloroethane	ug/L	ND	20	20	24.8	25.9	124	130	60-140	4	
Chloroform	ug/L	ND	20	20	23.3	22.1	116	110	60-140	5	
Chloromethane	ug/L	ND	20	20	19.8	18.9	99	94	60-140	5	
cis-1,2-Dichloroethene	ug/L	ND	20	20	23.9	23.3	120	116	60-140	3	
cis-1,3-Dichloropropene	ug/L	ND	20	20	24.5	24.0	123	120	60-140	2	
Dibromochloromethane	ug/L	ND	20	20	22.7	23.0	113	115	60-140	1	
Dibromomethane	ug/L	ND	20	20	23.1	22.3	116	112	60-140	3	
Dichlorodifluoromethane	ug/L	ND	20	20	19.6	18.9	98	94	60-140	4	
Diisopropyl ether	ug/L	ND	20	20	24.2	23.7	121	118	60-140	2	
Ethylbenzene	ug/L	ND	20	20	23.2	22.0	116	110	60-140	5	
Hexachloro-1,3-butadiene	ug/L	ND	20	20	20.2	20.0	101	100	60-140	1	
Isopropylbenzene (Cumene)	ug/L	ND	20	20	22.9	22.3	114	111	60-140	3	
m&p-Xylene	ug/L	ND	40	40	46.3	44.7	116	112	60-140	3	
Methyl-tert-butyl ether	ug/L	ND	20	20	24.2	23.7	121	118	60-140	2	
Methylene Chloride	ug/L	ND	20	20	22.9	22.0	114	110	60-140	4	

Results presented on this page are in the units indicated by the "Units" column except where an alternate unit is presented to the right of the result.

REPORT OF LABORATORY ANALYSIS

This report shall not be reproduced, except in full,
without the written consent of Pace Analytical Services, LLC.

Pace Analytical Services, LLC
9800 Kincey Ave. Suite 100
Huntersville, NC 28078
(704)875-9092

QUALITY CONTROL DATA

Project: 2020-L1-2448 Incident
Pace Project No.: 92491385

MATRIX SPIKE & MATRIX SPIKE DUPLICATE: 2975380 2975381

Parameter	Units	92491259001 Result	MS Spike Conc.	MSD Spike Conc.	MS Result	MSD Result	MS % Rec	MSD % Rec	% Rec Limits	RPD	Qual
n-Butylbenzene	ug/L	ND	20	20	21.6	21.3	108	107	60-140	1	
n-Propylbenzene	ug/L	ND	20	20	23.2	23.0	116	115	60-140	1	
Naphthalene	ug/L	ND	20	20	21.0	20.4	105	102	60-140	3	
o-Xylene	ug/L	ND	20	20	22.9	22.3	115	112	60-140	3	
sec-Butylbenzene	ug/L	ND	20	20	22.9	22.5	115	113	60-140	2	
Styrene	ug/L	ND	20	20	23.4	23.2	117	116	60-140	1	
tert-Butylbenzene	ug/L	ND	20	20	20.1	19.8	100	99	60-140	1	
Tetrachloroethene	ug/L	ND	20	20	22.7	21.9	113	110	60-140	3	
Toluene	ug/L	ND	20	20	22.3	21.9	111	109	60-140	2	
trans-1,2-Dichloroethene	ug/L	ND	20	20	24.5	23.1	122	115	60-140	6	
trans-1,3-Dichloropropene	ug/L	ND	20	20	23.3	23.0	117	115	60-140	1	
Trichloroethene	ug/L	ND	20	20	24.0	23.4	120	117	60-140	3	
Trichlorofluoromethane	ug/L	ND	20	20	21.5	19.6	108	98	60-140	9	
Vinyl chloride	ug/L	ND	20	20	21.1	20.5	105	102	60-140	3	
1,2-Dichloroethane-d4 (S)	%						103	101	70-130		
4-Bromofluorobenzene (S)	%						100	99	70-130		
Toluene-d8 (S)	%						98	98	70-130		

Results presented on this page are in the units indicated by the "Units" column except where an alternate unit is presented to the right of the result.

REPORT OF LABORATORY ANALYSIS

This report shall not be reproduced, except in full,
without the written consent of Pace Analytical Services, LLC.

Pace Analytical Services, LLC
9800 Kincey Ave. Suite 100
Huntersville, NC 28078
(704)875-9092

QUALIFIERS

Project: 2020-L1-2448 Incident
Pace Project No.: 92491385

DEFINITIONS

DF - Dilution Factor, if reported, represents the factor applied to the reported data due to dilution of the sample aliquot.

ND - Not Detected at or above adjusted reporting limit.

TNTC - Too Numerous To Count

J - Estimated concentration above the adjusted method detection limit and below the adjusted reporting limit.

MDL - Adjusted Method Detection Limit.

PQL - Practical Quantitation Limit.

RL - Reporting Limit - The lowest concentration value that meets project requirements for quantitative data with known precision and bias for a specific analyte in a specific matrix.

S - Surrogate

1,2-Diphenylhydrazine decomposes to and cannot be separated from Azobenzene using Method 8270. The result for each analyte is a combined concentration.

Consistent with EPA guidelines, unrounded data are displayed and have been used to calculate % recovery and RPD values.

LCS(D) - Laboratory Control Sample (Duplicate)

MS(D) - Matrix Spike (Duplicate)

DUP - Sample Duplicate

RPD - Relative Percent Difference

NC - Not Calculable.

SG - Silica Gel - Clean-Up

U - Indicates the compound was analyzed for, but not detected.

Acid preservation may not be appropriate for 2 Chloroethylvinyl ether.

A separate vial preserved to a pH of 4-5 is recommended in SW846 Chapter 4 for the analysis of Acrolein and Acrylonitrile by EPA Method 8260.

N-Nitrosodiphenylamine decomposes and cannot be separated from Diphenylamine using Method 8270. The result reported for each analyte is a combined concentration.

Pace Analytical is TNI accredited. Contact your Pace PM for the current list of accredited analytes.

TNI - The NELAC Institute.

This report shall not be reproduced, except in full,
without the written consent of Pace Analytical Services, LLC.

Pace Analytical Services, LLC
9800 Kincey Ave. Suite 100
Huntersville, NC 28078
(704)875-9092

QUALITY CONTROL DATA CROSS REFERENCE TABLE

Project: 2020-L1-2448 Incident
Pace Project No.: 92491385

Lab ID	Sample ID	QC Batch Method	QC Batch	Analytical Method	Analytical Batch
92491259002	**13831 SIMS**	EPA 3010A	560831	EPA 6010D	560861
92491259002	**13831 SIMS**	SM 6200B	560891		

This report shall not be reproduced, except in full,
without the written consent of Pace Analytical Services, LLC.

CHAIN-OF-CUSTODY Analytical Request Document

Pace Analytical

Chain-of-Custody is a LEGAL DOCUMENT - Complete all relevent fields

WO# : 92491385

92491385

der Number or

ILY

Company: Apex Companies	Billing Information:
Address:	
Report To: Andrew Street	Email To:
Copy To:	Site Collection Info/Address:
Customer Project Name/Number:	State: / County/City: Time Zone Collected: [ ] PT [ ] MT [ ] CT [ ] ET
Phone: Email:	Site/Facility ID #:
Collected By (print): Gordon D Tosle	Purchase Order #: Quote #:
Collected By (signature):	Turnaround Date Required: ASAP
Sample Disposal: [ ] Dispose as appropriate [ ] Return [ ] Archive: _____ [ ] Hold: _____	Rush: [ ] Same Day [ ] Next Day [ ] 2 Day [ ] 3 Day [ ] 4 Day [ ] 5 Day (Expedite Charges Apply)

Compliance Monitoring? [ ] Yes [ ] No

DW PWS ID #: DW Location Code:

Immediately Packed on Ice: [ ] Yes [ ] No

Field Filtered (if applicable): [ ] Yes [ ] No Analysis: _____

* Matrix Codes (Insert in Matrix box below): Drinking Water (DW), Ground Water (GW), Wastewater (WW), Product (P), Soil/Solid (SL), Oil (OL), Wipe (WP), Air (AR), Tissue (TS), Bioassay (B), Vapor (V), Other (OT)

** Preservative Types: (1) nitric acid, (2) sulfuric acid, (3) hydrochloric acid, (4) sodium hydroxide, (5) zinc acetate, (6) methanol, (7) sodium bisulfate, (8) sodium thiosulfate, (9) hexane, (A) ascorbic acid, (B) ammonium sulfate, (C) ammonium hydroxide, (D) TSP, (U) Unpreserved, (O) Other _____

Customer Sample ID	Matrix *	Comp / Grab	Collected (or Composite Start) Date	Collected (or Composite Start) Time	Composite End Date	Composite End Time	Res Cl	# of Ctns	VOC's SM 6200 B	MADEP VPH	Lead	Lab Sample # / Comments
13831 SIMS	DW	G	8-17-20	13:10				8	X	X	X	92491385 001

Analyses

Lab Profile/Line:

Lab Sample Receipt Checklist:

Custody Seals Present/Intact	Y	N	NA
Custody Signatures Present	Y	N	NA
Collector Signature Present	Y	N	NA
Bottles Intact	Y	N	NA
Correct Bottles	Y	N	NA
Sufficient Volume	Y	N	NA
Samples Received on Ice	Y	N	NA
VOA - Headspace Acceptable	Y	N	NA
USDA Regulated Soils	Y	N	NA
Samples in Holding Time	Y	N	NA
Residual Chlorine Present	Y	N	NA
Cl Strips: _____			
Sample pH Acceptable	Y	N	NA
pH Strips: _____			
Sulfide Present	Y	N	NA
Lead Acetate Strips: _____			

LAB USE ONLY:

AMB 8-19-2020

AMB 8-19-2020

Customer Remarks / Special Conditions / Possible Hazards:

Type of Ice Used: (Wet) Blue Dry None

Packing Material Used: BUB BAG

Radchem sample(s) screened (<500 cpm): Y N NA

SHORT HOLDS PRESENT (<72 hours): Y N N/A

Lab Tracking #: 2538683

Samples received via: FEDEX UPS Client Courier Pace Courier

Lab Sample Temperature Info:

Temp Blank Received: Y N NA

Therm ID#: 92-41

Cooler 1 Temp Upon Receipt: 2.6 oC

Cooler 1 Therm Corr. Factor: .5 oC

Cooler 1 Corrected Temp: 2.4 oC

Comments:

Relinquished by/Company: (Signature)	Date/Time: 8-18-20/13:10	Received by/Company: (Signature) BB PACE ANL	Date/Time: 8/18/20 13:10	MTJL LAB USE ONLY
Relinquished by/Company: (Signature)	Date/Time:	Received by/Company: (Signature)	Date/Time:	Table #: Acctnum: Template: Prelogin: PM: PB:
Relinquished by/Company: (Signature)	Date/Time:	Received by/Company: (Signature)	Date/Time:	

Trip Blank Received: Y N NA

HCL MeOH TSP Other

Non Conformance(s): YES / NO

Page: _____ of: _____

Report of Analysis

Pace Analytical Services, Inc.
9800 Kincey Avenue
Suite 100
Huntersville, NC 28078
Attention: Angela M. Baioni

Project Name: 2020-L1-2448 Incident

Project Number: 92491259

Lot Number:**VH19027**

Date Completed:08/19/2020

08/19/2020 5:32 PM
Approved and released by:
Project Manager II: **Cathy S. Dover**

The electronic signature above is the equivalent of a handwritten signature.
This report shall not be reproduced, except in its entirety, without the written approval of Pace Analytical Services, LLC.

Case Narrative
Pace Analytical Services, Inc.
Lot Number: VH19027

This Report of Analysis contains the analytical result(s) for the sample(s) listed on the Sample Summary following this Case Narrative. The sample receiving date is documented in the header information associated with each sample.

All results listed in this report relate only to the samples that are contained within this report.

Sample receipt, sample analysis, and data review have been performed in accordance with the most current approved NELAC standards, the Pace Analytical Services, LLC ("Pace") Quality Assurance Management Plan (QAMP), standard operating procedures (SOPs), and Pace policies. Any exceptions to the NELAC standards, the QAMP, SOPs or policies are qualified on the results page or discussed below.

If you have any questions regarding this report please contact the Pace Project Manager listed on the cover page.

Sample Summary
Pace Analytical Services, Inc.
Lot Number: VH19027
Project Name: 2020-L1-2448 Incident
Project Number: 92491259

Sample Number	Sample ID	Matrix	Date Sampled	Date Received
001	13831 SIMS	Aqueous	08/17/2020 1810	08/19/2020

(1 sample)

Detection Summary

Pace Analytical Services, Inc.

Lot Number: VH19027

Project Name: 2020-L1-2448 Incident

Project Number: 92491259

Sample	Sample ID	Matrix	Parameter	Method	Result	Q	Units	Page

(0 detections)

MADEP VPH (aliphatics)

Client: Pace Analytical Services, Inc.			Laboratory ID: VH19027-001
Description: 13831 SIMS			Matrix: Aqueous
Date Sampled: 08/17/2020 1810	Project Name: 2020-L1-2448 Incident		
Date Received: 08/19/2020	Project Number: 92491259		

Run	Prep Method	Analytical Method	Dilution	Analysis Date	Analyst	Prep Date	Batch
1	VPH	MADEP-VPH-18-2.1	1	08/19/2020 1403	ECB		64045

Parameter	CAS Number	Analytical Method	Result	Q	LOQ	Units	Run
C5 - C8 Aliphatics		MADEP-VPH-18-	ND		75	ug/L	1
C9 - C12 Aliphatics		MADEP-VPH-18-	ND		75	ug/L	1

Surrogate	Q	Run 1 % Recovery	Acceptance Limits
2,5-Dibromotoluene (FID)		101	70-130

LOQ = Limit of Quantitation	B = Detected in the method blank	E = Quantitation of compound exceeded the calibration range
ND = Not detected at or above the LOQ	N = Recovery is out of criteria	P = The RPD between two GC columns exceeds 40%
H = Out of holding time	W = Reported on wet weight basis	

Pace Analytical Services, LLC *(formerly Shealy Environmental Services, Inc.)*
106 Vantage Point Drive West Columbia, SC 29172 (803) 791-9700 Fax (803) 791-9111 www.pacelabs.com

MADEP VPH (aromatics)

Client: Pace Analytical Services, Inc.			Laboratory ID: VH19027-001
Description: 13831 SIMS			Matrix: Aqueous
Date Sampled: 08/17/2020 1810	Project Name: 2020-L1-2448 Incident		
Date Received: 08/19/2020	Project Number: 92491259		

Run	Prep Method	Analytical Method	Dilution	Analysis Date	Analyst	Prep Date	Batch
1	VPH	MADEP-VPH-18-2.1	1	08/19/2020 1403	ECB		64046

Parameter	CAS Number	Analytical Method	Result	Q	LOQ	Units	Run
C9 - C10 Aromatics		MADEP-VPH-18-	ND		25	ug/L	1

Surrogate	Q	Run 1 % Recovery	Acceptance Limits
2,5-Dibromotoluene (PID)		103	70-130

LOQ = Limit of Quantitation
ND = Not detected at or above the LOQ
H = Out of holding time
B = Detected in the method blank
N = Recovery is out of criteria
W = Reported on wet weight basis
E = Quantitation of compound exceeded the calibration range
P = The RPD between two GC columns exceeds 40%

Pace Analytical Services, LLC *(formerly Shealy Environmental Services, Inc.)*
106 Vantage Point Drive West Columbia, SC 29172 (803) 791-9700 Fax (803) 791-9111 www.pacelabs.com

QC Summary

MADEP VPH (aliphatics) - MB

Sample ID: VQ64045-001
Batch: 64045
Analytical Method: MADEP-VPH-18-2.1

Matrix: Aqueous
Prep Method: VPH

Parameter	Result	Q	Dil	LOQ	Units	Analysis Date
C5 - C8 Aliphatics	ND		1	75	ug/L	08/19/2020 1139
C9 - C12 Aliphatics	ND		1	75	ug/L	08/19/2020 1139

Surrogate	Q	% Rec	Acceptance Limit
2,5-Dibromotoluene (FID)		98	70-130

LOQ = Limit of Quantitation
DL = Detection Limit
LOD = Limit of Detection

P = The RPD between two GC columns exceeds 40%
J = Estimated result < LOQ and ≥ DL
ND = Not detected at or above the LOQ

N = Recovery is out of criteria
+ = RPD is out of criteria

Note: Calculations are performed before rounding to avoid round-off errors in calculated results

MADEP VPH (aliphatics) - LCS

Sample ID: VQ64045-002
Batch: 64045
Analytical Method: MADEP-VPH-18-2.1

Matrix: Aqueous
Prep Method: VPH

Parameter	Spike Amount (ug/L)	Result (ug/L)	Q	Dil	% Rec	% Rec Limit	Analysis Date
C5 - C8 Aliphatics	150	130		1	88	70-130	08/19/2020 1041
C9 - C12 Aliphatics	180	150		1	85	70-130	08/19/2020 1041

Surrogate	Q	% Rec	Acceptance Limit
2,5-Dibromotoluene (FID)		84	70-130

LOQ = Limit of Quantitation
DL = Detection Limit
LOD = Limit of Detection

P = The RPD between two GC columns exceeds 40%
J = Estimated result < LOQ and ≥ DL
ND = Not detected at or above the LOQ

N = Recovery is out of criteria
+ = RPD is out of criteria

Note: Calculations are performed before rounding to avoid round-off errors in calculated results

MADEP VPH (aliphatics) - LCSD

Sample ID: VQ64045-003
Batch: 64045
Analytical Method: MADEP-VPH-18-2.1

Matrix: Aqueous
Prep Method: VPH

Parameter	Spike Amount (ug/L)	Result (ug/L)	Q	Dil	% Rec	% RPD	% Rec Limit	% RPD Limit	Analysis Date
C5 - C8 Aliphatics	150	140		1	93	5.2	70-130	25	08/19/2020 1110
C9 - C12 Aliphatics	180	160		1	89	5.5	70-130	25	08/19/2020 1110

Surrogate	Q	% Rec	Acceptance Limit
2,5-Dibromotoluene (FID)		90	70-130

LOQ = Limit of Quantitation
DL = Detection Limit
LOD = Limit of Detection

P = The RPD between two GC columns exceeds 40%
J = Estimated result < LOQ and ≥ DL
ND = Not detected at or above the LOQ

N = Recovery is out of criteria
+ = RPD is out of criteria

Note: Calculations are performed before rounding to avoid round-off errors in calculated results

MADEP VPH (aromatics) - MB

Sample ID: VQ64046-001
Batch: 64046
Analytical Method: MADEP-VPH-18-2.1

Matrix: Aqueous
Prep Method: VPH

Parameter	Result	Q	Dil	LOQ	Units	Analysis Date
C9 - C10 Aromatics	ND		1	25	ug/L	08/19/2020 1139

Surrogate	Q	% Rec	Acceptance Limit
2,5-Dibromotoluene (PID)		98	70-130

LOQ = Limit of Quantitation
DL = Detection Limit
LOD = Limit of Detection

P = The RPD between two GC columns exceeds 40%
J = Estimated result < LOQ and ≥ DL
ND = Not detected at or above the LOQ

N = Recovery is out of criteria
+ = RPD is out of criteria

Note: Calculations are performed before rounding to avoid round-off errors in calculated results

MADEP VPH (aromatics) - LCS

Sample ID: VQ64046-002
Batch: 64046
Analytical Method: MADEP-VPH-18-2.1

Matrix: Aqueous
Prep Method: VPH

Parameter	Spike Amount (ug/L)	Result (ug/L)	Q	Dil	% Rec	% Rec Limit	Analysis Date
C9 - C10 Aromatics	25	22		1	87	70-130	08/19/2020 1041

Surrogate	Q	% Rec	Acceptance Limit
2,5-Dibromotoluene (PID)		84	70-130

LOQ = Limit of Quantitation
DL = Detection Limit
LOD = Limit of Detection

P = The RPD between two GC columns exceeds 40%
J = Estimated result < LOQ and ≥ DL
ND = Not detected at or above the LOQ

N = Recovery is out of criteria
+ = RPD is out of criteria

Note: Calculations are performed before rounding to avoid round-off errors in calculated results

MADEP VPH (aromatics) - LCSD

Sample ID: VQ64046-003
Batch: 64046
Analytical Method: MADEP-VPH-18-2.1

Matrix: Aqueous
Prep Method: VPH

Parameter	Spike Amount (ug/L)	Result (ug/L)	Q	Dil	% Rec	% RPD	% Rec Limit	% RPD Limit	Analysis Date
C9 - C10 Aromatics	25	23		1	94	7.1	70-130	25	08/19/2020 1110

Surrogate	Q	% Rec	Acceptance Limit
2,5-Dibromotoluene (PID)		89	70-130

LOQ = Limit of Quantitation
DL = Detection Limit
LOD = Limit of Detection

P = The RPD between two GC columns exceeds 40%
J = Estimated result < LOQ and ≥ DL
ND = Not detected at or above the LOQ

N = Recovery is out of criteria
+ = RPD is out of criteria

Note: Calculations are performed before rounding to avoid round-off errors in calculated results

Chain of Custody

and

Miscellaneous Documents

Internal Transfer Chain of Custody

☐ Samples Pre-Logged into eCOC.

State Of Origin: NC
Cert. Needed: ☑ Yes ☐ No
Owner Received Date: 8/18/2020 Results Requested By: 8/19/2020

Pace Analytical
www.pacelabs.com

Workorder: 92491259 **Workorder Name:** 2020-L1-2448 Incident

Report To	Subcontract To
Angela Baioni Pace Analytical Charlotte 9800 Kincey Ave. Suite 100 Huntersville, NC 28078 Phone (704)875-9092	Pace Analytical West Columbia 108 Vantage Point Drive West Columbia, SC 29172 Phone (803)791-9700

Requested Analysis

Item	Sample ID	Sample Type	Collect Date/Time	Lab ID	Matrix	Preserved Containers: HCl	NC VPH (same day)	LAB USE ONLY
1	13920 SIMS	PS	8/17/2020 16:40	92491259001	Water	3	X	
2	13831 SIMS	PS	8/17/2020 18:10	92491259002	Water	3	X	
3	TRIP BLANK	PS	8/18/2020 00:00	92491259003	Water	3	X	
4								
5								

VH19002 CSD
VH19027 CSD
VH19028 CSD

Transfers	Released By	Date/Time	Received By	Date/Time
1	MD Pace HVL 8/18/20 1500			
2				
3				8/18/2020 0537

Comments: RUSH

Cooler Temperature on Receipt 4.7 °C | Custody Seal Y or N | Received on Ice Y or N | Samples Intact Y or N

***In order to maintain client confidentiality, location/name of the sampling site, sampler's name and signature may not be provided on this COC document.*
This chain of custody is considered complete as is since this information is available in the owner laboratory.

Pace Analytical Services, LLC (formerly Shealy Environmental Services, Inc.)
108 Vantage Point Drive West Columbia, SC 29172 (803) 791-9700 Fax (803) 791-9111 www.pacelabs.com

PACE ANALYTICAL SERVICES, LLC

Shealy Environmental Services, Inc
Document Number: MF0018C-14

Page 1 of 1
Effective Date: 8/2/2018

Sample Receipt Checklist (SRC)

Client: PACE Cooler Inspected by/date: JSH / 08/19/2020 Lot #: VI119002/VH19027/VH19028

Means of receipt: ☐ SESI ☑ Client ☐ UPS ☐ FedEx ☐ Other: _____

☐ Yes	☑ No		1. Were custody seals present on the cooler?
☐ Yes	☐ No	☑ NA	2. If custody seals were present, were they intact and unbroken?

pH Strip ID: NA Chlorine Strip ID: NA Tested by: NA

Original temperature upon receipt / Derived (Corrected) temperature upon receipt %Solid Snap-Cup ID: NA

4.7 / 4.7 °C NA / NA °C NA / NA °C NA / NA °C

Method: ☐ Temperature Blank ☑ Against Bottles IR Gun ID: 5 IR Gun Correction Factor: 0 °C

Method of coolant: ☑ Wet Ice ☐ Ice Packs ☐ Dry Ice ☐ None

☐ Yes	☐ No	☑ NA	3. If temperature of any cooler exceeded 6.0°C, was Project Manager Notified? PM was Notified by: phone / email / face-to-face (circle one).
☐ Yes	☐ No	☑ NA	4. Is the commercial courier's packing slip attached to this form?
☑ Yes	☐ No		5. Were proper custody procedures (relinquished/received) followed?
☑ Yes	☐ No		6. Were sample IDs listed on the COC?
☑ Yes	☐ No		7. Were sample IDs listed on all sample containers?
☑ Yes	☐ No		8. Was collection date & time listed on the COC?
☑ Yes	☐ No		9. Was collection date & time listed on all sample containers?
☑ Yes	☐ No		10. Did all container label information (ID, date, time) agree with the COC?
☑ Yes	☐ No		11. Were tests to be performed listed on the COC?
☑ Yes	☐ No		12. Did all samples arrive in the proper containers for each test and/or in good condition (unbroken, lids on, etc.)? _____
☑ Yes	☐ No		13. Was adequate sample volume available?
☑ Yes	☐ No		14. Were all samples received within ½ the holding time or 48 hours, whichever comes first?
☐ Yes	☑ No		15. Were any samples containers missing/excess (circle one) samples Not Listed on COC?
☐ Yes	☑ No	☐ NA	16. For VOA and RSK-175 samples, were bubbles present >"pea-size" (¼" or 6mm in diameter) in any of the VOA vials?
☐ Yes	☐ No	☑ NA	17. Were all DRO/metals/nutrient samples received at a pH of < 2?
☐ Yes	☐ No	☑ NA	18. Were all cyanide samples received at a pH > 12 and sulfide samples received at a pH > 9?
☐ Yes	☐ No	☑ NA	19. Were all applicable NH_3/TKN/cyanide/phenol/625 (< 0.5mg/L) samples free of residual chlorine?
☐ Yes	☐ No	☑ NA	20. Were client remarks/requests (i.e. requested dilutions, MS/MSD designations, etc…) correctly transcribed from the COC into the comment section in LIMS?
☐ Yes	☑ No		21. Was the quote number listed on the container label? If yes, Quote # NA

Sample Preservation (Must be completed for any sample(s) incorrectly preserved or with headspace.)

Sample(s) NA were received incorrectly preserved and were adjusted accordingly in sample receiving with NA mL of circle one: H_2SO_4, HNO_3, HCl, NaOH using SR # NA.
Time of preservation NA. If more than one preservative is needed, please note in the comments below.

Sample(s) NA were received with bubbles >6 mm in diameter.

Samples(s) NA were received with TRC > 0.5 mg/L (If #19 is ***no***) and were adjusted accordingly in sample receiving with sodium thiosulfate ($Na_2S_2O_3$) with Shealy ID: NA.

SR barcode labels applied by: JSH Date: 08/19/2020

Comments:

Pace Analytical Services, LLC
9800 Kincey Ave. Suite 100
Huntersville, NC 28078
(704)875-9092

August 19, 2020

Andrew Street
Apex Companies - NC
5900 Northwoods Business Pkwy
Suite 5900-0
Charlotte, NC 28269

RE: Project: 2020-L1-2448 Incident
Pace Project No.: 92491387

Dear Andrew Street:

Enclosed are the analytical results for sample(s) received by the laboratory on August 18, 2020. The results relate only to the samples included in this report. Results reported herein conform to the applicable TNI/NELAC Standards and the laboratory's Quality Manual, where applicable, unless otherwise noted in the body of the report.

The test results provided in this final report were generated by each of the following laboratories within the Pace Network:

- Pace Analytical Services - Charlotte

If you have any questions concerning this report, please feel free to contact me.

Sincerely,

Angela M. Baioni

Angela Baioni
angela.baioni@pacelabs.com
(704)875-9092
Project Manager

Enclosures

cc: J Culbreath, Colonial Pipeline Company
Emily Little, Apex Companies
Jeff Morrison, Colonial Pipeline Company
J Tate, Colonial Pipeline Company
JM Wyatt, Colonial Pipeline Company

This report shall not be reproduced, except in full,
without the written consent of Pace Analytical Services, LLC.

Pace Analytical Services, LLC
9800 Kincey Ave. Suite 100
Huntersville, NC 28078
(704)875-9092

CERTIFICATIONS

Project: 2020-L1-2448 Incident
Pace Project No.: 92491387

Pace Analytical Services Charlotte
9800 Kincey Ave. Ste 100, Huntersville, NC 28078
Louisiana/NELAP Certification # LA170028
North Carolina Drinking Water Certification #: 37706
North Carolina Field Services Certification #: 5342
North Carolina Wastewater Certification #: 12
South Carolina Certification #: 99006001
Florida/NELAP Certification #: E87627
Kentucky UST Certification #: 84
Virginia/VELAP Certification #: 460221

REPORT OF LABORATORY ANALYSIS

This report shall not be reproduced, except in full,
without the written consent of Pace Analytical Services, LLC.

Pace Analytical Services, LLC
9800 Kincey Ave. Suite 100
Huntersville, NC 28078
(704)875-9092

SAMPLE ANALYTE COUNT

Project: 2020-L1-2448 Incident
Pace Project No.: 92491387

Lab ID	Sample ID	Method	Analysts	Analytes Reported	Laboratory
92491259003	**TRIP BLANK**	SM 6200B	CL	63	PASI-C

PASI-C = Pace Analytical Services - Charlotte

REPORT OF LABORATORY ANALYSIS

This report shall not be reproduced, except in full,
without the written consent of Pace Analytical Services, LLC.

Pace Analytical Services, LLC
9800 Kincey Ave. Suite 100
Huntersville, NC 28078
(704)875-9092

ANALYTICAL RESULTS

Project: 2020-L1-2448 Incident
Pace Project No.: 92491387

Sample: TRIP BLANK **Lab ID: 92491259003** Collected: 08/18/20 00:00 Received: 08/18/20 13:10 Matrix: Water

Parameters	Results	Units	Report Limit	DF	Prepared	Analyzed	CAS No.	Qual
6200B MSV	Analytical Method: SM 6200B Pace Analytical Services - Charlotte							
Benzene	ND	ug/L	0.50	1		08/19/20 09:27	71-43-2	
Bromobenzene	ND	ug/L	0.50	1		08/19/20 09:27	108-86-1	
Bromochloromethane	ND	ug/L	0.50	1		08/19/20 09:27	74-97-5	
Bromodichloromethane	ND	ug/L	0.50	1		08/19/20 09:27	75-27-4	
Bromoform	ND	ug/L	0.50	1		08/19/20 09:27	75-25-2	
Bromomethane	ND	ug/L	5.0	1		08/19/20 09:27	74-83-9	
n-Butylbenzene	ND	ug/L	0.50	1		08/19/20 09:27	104-51-8	
sec-Butylbenzene	ND	ug/L	0.50	1		08/19/20 09:27	135-98-8	
tert-Butylbenzene	ND	ug/L	0.50	1		08/19/20 09:27	98-06-6	
Carbon tetrachloride	ND	ug/L	0.50	1		08/19/20 09:27	56-23-5	
Chlorobenzene	ND	ug/L	0.50	1		08/19/20 09:27	108-90-7	
Chloroethane	ND	ug/L	1.0	1		08/19/20 09:27	75-00-3	
Chloroform	ND	ug/L	0.50	1		08/19/20 09:27	67-66-3	
Chloromethane	ND	ug/L	1.0	1		08/19/20 09:27	74-87-3	
2-Chlorotoluene	ND	ug/L	0.50	1		08/19/20 09:27	95-49-8	
4-Chlorotoluene	ND	ug/L	0.50	1		08/19/20 09:27	106-43-4	
1,2-Dibromo-3-chloropropane	ND	ug/L	1.0	1		08/19/20 09:27	96-12-8	
Dibromochloromethane	ND	ug/L	0.50	1		08/19/20 09:27	124-48-1	
1,2-Dibromoethane (EDB)	ND	ug/L	0.50	1		08/19/20 09:27	106-93-4	
Dibromomethane	ND	ug/L	0.50	1		08/19/20 09:27	74-95-3	
1,2-Dichlorobenzene	ND	ug/L	0.50	1		08/19/20 09:27	95-50-1	
1,3-Dichlorobenzene	ND	ug/L	0.50	1		08/19/20 09:27	541-73-1	
1,4-Dichlorobenzene	ND	ug/L	0.50	1		08/19/20 09:27	106-46-7	
Dichlorodifluoromethane	ND	ug/L	0.50	1		08/19/20 09:27	75-71-8	
1,1-Dichloroethane	ND	ug/L	0.50	1		08/19/20 09:27	75-34-3	
1,2-Dichloroethane	ND	ug/L	0.50	1		08/19/20 09:27	107-06-2	
1,1-Dichloroethene	ND	ug/L	0.50	1		08/19/20 09:27	75-35-4	
cis-1,2-Dichloroethene	ND	ug/L	0.50	1		08/19/20 09:27	156-59-2	
trans-1,2-Dichloroethene	ND	ug/L	0.50	1		08/19/20 09:27	156-60-5	
1,2-Dichloropropane	ND	ug/L	0.50	1		08/19/20 09:27	78-87-5	
1,3-Dichloropropane	ND	ug/L	0.50	1		08/19/20 09:27	142-28-9	
2,2-Dichloropropane	ND	ug/L	0.50	1		08/19/20 09:27	594-20-7	
1,1-Dichloropropene	ND	ug/L	0.50	1		08/19/20 09:27	563-58-6	
cis-1,3-Dichloropropene	ND	ug/L	0.50	1		08/19/20 09:27	10061-01-5	
trans-1,3-Dichloropropene	ND	ug/L	0.50	1		08/19/20 09:27	10061-02-6	
Diisopropyl ether	ND	ug/L	0.50	1		08/19/20 09:27	108-20-3	
Ethylbenzene	ND	ug/L	0.50	1		08/19/20 09:27	100-41-4	
Hexachloro-1,3-butadiene	ND	ug/L	2.0	1		08/19/20 09:27	87-68-3	
Isopropylbenzene (Cumene)	ND	ug/L	0.50	1		08/19/20 09:27	98-82-8	
Methylene Chloride	ND	ug/L	2.0	1		08/19/20 09:27	75-09-2	
Methyl-tert-butyl ether	ND	ug/L	0.50	1		08/19/20 09:27	1634-04-4	
Naphthalene	ND	ug/L	2.0	1		08/19/20 09:27	91-20-3	
n-Propylbenzene	ND	ug/L	0.50	1		08/19/20 09:27	103-65-1	
Styrene	ND	ug/L	0.50	1		08/19/20 09:27	100-42-5	
1,1,1,2-Tetrachloroethane	ND	ug/L	0.50	1		08/19/20 09:27	630-20-6	
1,1,2,2-Tetrachloroethane	ND	ug/L	0.50	1		08/19/20 09:27	79-34-5	

REPORT OF LABORATORY ANALYSIS

This report shall not be reproduced, except in full,
without the written consent of Pace Analytical Services, LLC.

Pace Analytical Services, LLC
9800 Kincey Ave. Suite 100
Huntersville, NC 28078
(704)875-9092

ANALYTICAL RESULTS

Project: 2020-L1-2448 Incident
Pace Project No.: 92491387

Sample: TRIP BLANK **Lab ID: 92491259003** Collected: 08/18/20 00:00 Received: 08/18/20 13:10 Matrix: Water

Parameters	Results	Units	Report Limit	DF	Prepared	Analyzed	CAS No.	Qual
6200B MSV	Analytical Method: SM 6200B Pace Analytical Services - Charlotte							
Tetrachloroethene	ND	ug/L	0.50	1		08/19/20 09:27	127-18-4	
Toluene	ND	ug/L	0.50	1		08/19/20 09:27	108-88-3	
1,2,3-Trichlorobenzene	ND	ug/L	2.0	1		08/19/20 09:27	87-61-6	
1,2,4-Trichlorobenzene	ND	ug/L	2.0	1		08/19/20 09:27	120-82-1	
1,1,1-Trichloroethane	ND	ug/L	0.50	1		08/19/20 09:27	71-55-6	
1,1,2-Trichloroethane	ND	ug/L	0.50	1		08/19/20 09:27	79-00-5	
Trichloroethene	ND	ug/L	0.50	1		08/19/20 09:27	79-01-6	
Trichlorofluoromethane	ND	ug/L	1.0	1		08/19/20 09:27	75-69-4	
1,2,3-Trichloropropane	ND	ug/L	0.50	1		08/19/20 09:27	96-18-4	
1,2,4-Trimethylbenzene	ND	ug/L	0.50	1		08/19/20 09:27	95-63-6	
1,3,5-Trimethylbenzene	ND	ug/L	0.50	1		08/19/20 09:27	108-67-8	
Vinyl chloride	ND	ug/L	1.0	1		08/19/20 09:27	75-01-4	
m&p-Xylene	ND	ug/L	1.0	1		08/19/20 09:27	179601-23-1	
o-Xylene	ND	ug/L	0.50	1		08/19/20 09:27	95-47-6	
Surrogates								
1,2-Dichloroethane-d4 (S)	94	%	70-130	1		08/19/20 09:27	17060-07-0	
4-Bromofluorobenzene (S)	102	%	70-130	1		08/19/20 09:27	460-00-4	
Toluene-d8 (S)	104	%	70-130	1		08/19/20 09:27	2037-26-5	

REPORT OF LABORATORY ANALYSIS

This report shall not be reproduced, except in full,
without the written consent of Pace Analytical Services, LLC.

Pace Analytical Services, LLC
9800 Kincey Ave. Suite 100
Huntersville, NC 28078
(704)875-9092

QUALITY CONTROL DATA

Project: 2020-L1-2448 Incident
Pace Project No.: 92491387

QC Batch: 560891
QC Batch Method: SM 6200B
Analysis Method: SM 6200B
Analysis Description: 6200B MSV
Laboratory: Pace Analytical Services - Charlotte

Associated Lab Samples: 92491259003

METHOD BLANK: 2975378 Matrix: Water
Associated Lab Samples: 92491259003

Parameter	Units	Blank Result	Reporting Limit	Analyzed	Qualifiers
1,1,1,2-Tetrachloroethane	ug/L	ND	0.50	08/19/20 01:36	
1,1,1-Trichloroethane	ug/L	ND	0.50	08/19/20 01:36	
1,1,2,2-Tetrachloroethane	ug/L	ND	0.50	08/19/20 01:36	
1,1,2-Trichloroethane	ug/L	ND	0.50	08/19/20 01:36	
1,1-Dichloroethane	ug/L	ND	0.50	08/19/20 01:36	
1,1-Dichloroethene	ug/L	ND	0.50	08/19/20 01:36	
1,1-Dichloropropene	ug/L	ND	0.50	08/19/20 01:36	
1,2,3-Trichlorobenzene	ug/L	ND	2.0	08/19/20 01:36	
1,2,3-Trichloropropane	ug/L	ND	0.50	08/19/20 01:36	
1,2,4-Trichlorobenzene	ug/L	ND	2.0	08/19/20 01:36	
1,2,4-Trimethylbenzene	ug/L	ND	0.50	08/19/20 01:36	
1,2-Dibromo-3-chloropropane	ug/L	ND	1.0	08/19/20 01:36	
1,2-Dibromoethane (EDB)	ug/L	ND	0.50	08/19/20 01:36	
1,2-Dichlorobenzene	ug/L	ND	0.50	08/19/20 01:36	
1,2-Dichloroethane	ug/L	ND	0.50	08/19/20 01:36	
1,2-Dichloropropane	ug/L	ND	0.50	08/19/20 01:36	
1,3,5-Trimethylbenzene	ug/L	ND	0.50	08/19/20 01:36	
1,3-Dichlorobenzene	ug/L	ND	0.50	08/19/20 01:36	
1,3-Dichloropropane	ug/L	ND	0.50	08/19/20 01:36	
1,4-Dichlorobenzene	ug/L	ND	0.50	08/19/20 01:36	
2,2-Dichloropropane	ug/L	ND	0.50	08/19/20 01:36	
2-Chlorotoluene	ug/L	ND	0.50	08/19/20 01:36	
4-Chlorotoluene	ug/L	ND	0.50	08/19/20 01:36	
Benzene	ug/L	ND	0.50	08/19/20 01:36	
Bromobenzene	ug/L	ND	0.50	08/19/20 01:36	
Bromochloromethane	ug/L	ND	0.50	08/19/20 01:36	
Bromodichloromethane	ug/L	ND	0.50	08/19/20 01:36	
Bromoform	ug/L	ND	0.50	08/19/20 01:36	
Bromomethane	ug/L	ND	5.0	08/19/20 01:36	
Carbon tetrachloride	ug/L	ND	0.50	08/19/20 01:36	
Chlorobenzene	ug/L	ND	0.50	08/19/20 01:36	
Chloroethane	ug/L	ND	1.0	08/19/20 01:36	
Chloroform	ug/L	ND	0.50	08/19/20 01:36	
Chloromethane	ug/L	ND	1.0	08/19/20 01:36	
cis-1,2-Dichloroethene	ug/L	ND	0.50	08/19/20 01:36	
cis-1,3-Dichloropropene	ug/L	ND	0.50	08/19/20 01:36	
Dibromochloromethane	ug/L	ND	0.50	08/19/20 01:36	
Dibromomethane	ug/L	ND	0.50	08/19/20 01:36	
Dichlorodifluoromethane	ug/L	ND	0.50	08/19/20 01:36	
Diisopropyl ether	ug/L	ND	0.50	08/19/20 01:36	

Results presented on this page are in the units indicated by the "Units" column except where an alternate unit is presented to the right of the result.

REPORT OF LABORATORY ANALYSIS

This report shall not be reproduced, except in full,
without the written consent of Pace Analytical Services, LLC.

Pace Analytical Services, LLC
9800 Kincey Ave. Suite 100
Huntersville, NC 28078
(704)875-9092

QUALITY CONTROL DATA

Project: 2020-L1-2448 Incident
Pace Project No.: 92491387

METHOD BLANK: 2975378 Matrix: Water
Associated Lab Samples: 92491259003

Parameter	Units	Blank Result	Reporting Limit	Analyzed	Qualifiers
Ethylbenzene	ug/L	ND	0.50	08/19/20 01:36	
Hexachloro-1,3-butadiene	ug/L	ND	2.0	08/19/20 01:36	
Isopropylbenzene (Cumene)	ug/L	ND	0.50	08/19/20 01:36	
m&p-Xylene	ug/L	ND	1.0	08/19/20 01:36	
Methyl-tert-butyl ether	ug/L	ND	0.50	08/19/20 01:36	
Methylene Chloride	ug/L	ND	2.0	08/19/20 01:36	
n-Butylbenzene	ug/L	ND	0.50	08/19/20 01:36	
n-Propylbenzene	ug/L	ND	0.50	08/19/20 01:36	
Naphthalene	ug/L	ND	2.0	08/19/20 01:36	
o-Xylene	ug/L	ND	0.50	08/19/20 01:36	
sec-Butylbenzene	ug/L	ND	0.50	08/19/20 01:36	
Styrene	ug/L	ND	0.50	08/19/20 01:36	
tert-Butylbenzene	ug/L	ND	0.50	08/19/20 01:36	
Tetrachloroethene	ug/L	ND	0.50	08/19/20 01:36	
Toluene	ug/L	ND	0.50	08/19/20 01:36	
trans-1,2-Dichloroethene	ug/L	ND	0.50	08/19/20 01:36	
trans-1,3-Dichloropropene	ug/L	ND	0.50	08/19/20 01:36	
Trichloroethene	ug/L	ND	0.50	08/19/20 01:36	
Trichlorofluoromethane	ug/L	ND	1.0	08/19/20 01:36	
Vinyl chloride	ug/L	ND	1.0	08/19/20 01:36	
1,2-Dichloroethane-d4 (S)	%	97	70-130	08/19/20 01:36	
4-Bromofluorobenzene (S)	%	103	70-130	08/19/20 01:36	
Toluene-d8 (S)	%	105	70-130	08/19/20 01:36	

LABORATORY CONTROL SAMPLE: 2975379

Parameter	Units	Spike Conc.	LCS Result	LCS % Rec	% Rec Limits	Qualifiers
1,1,1,2-Tetrachloroethane	ug/L	50	57.7	115	60-140	
1,1,1-Trichloroethane	ug/L	50	55.0	110	60-140	
1,1,2,2-Tetrachloroethane	ug/L	50	56.2	112	60-140	
1,1,2-Trichloroethane	ug/L	50	56.7	113	60-140	
1,1-Dichloroethane	ug/L	50	52.8	106	60-140	
1,1-Dichloroethene	ug/L	50	53.3	107	60-140	
1,1-Dichloropropene	ug/L	50	58.7	117	60-140	
1,2,3-Trichlorobenzene	ug/L	50	48.2	96	60-140	
1,2,3-Trichloropropane	ug/L	50	54.4	109	60-140	
1,2,4-Trichlorobenzene	ug/L	50	49.1	98	60-140	
1,2,4-Trimethylbenzene	ug/L	50	52.6	105	60-140	
1,2-Dibromo-3-chloropropane	ug/L	50	57.0	114	60-140	
1,2-Dibromoethane (EDB)	ug/L	50	60.4	121	60-140	
1,2-Dichlorobenzene	ug/L	50	52.2	104	60-140	
1,2-Dichloroethane	ug/L	50	49.3	99	60-140	
1,2-Dichloropropane	ug/L	50	59.0	118	60-140	
1,3,5-Trimethylbenzene	ug/L	50	52.9	106	60-140	

Results presented on this page are in the units indicated by the "Units" column except where an alternate unit is presented to the right of the result.

REPORT OF LABORATORY ANALYSIS

This report shall not be reproduced, except in full,
without the written consent of Pace Analytical Services, LLC.

Pace Analytical Services, LLC
9800 Kincey Ave. Suite 100
Huntersville, NC 28078
(704)875-9092

QUALITY CONTROL DATA

Project: 2020-L1-2448 Incident
Pace Project No.: 92491387

LABORATORY CONTROL SAMPLE: 2975379

Parameter	Units	Spike Conc.	LCS Result	LCS % Rec	% Rec Limits	Qualifiers
1,3-Dichlorobenzene	ug/L	50	52.6	105	60-140	
1,3-Dichloropropane	ug/L	50	59.1	118	60-140	
1,4-Dichlorobenzene	ug/L	50	51.0	102	60-140	
2,2-Dichloropropane	ug/L	50	53.0	106	60-140	
2-Chlorotoluene	ug/L	50	51.7	103	60-140	
4-Chlorotoluene	ug/L	50	51.1	102	60-140	
Benzene	ug/L	50	53.7	107	60-140	
Bromobenzene	ug/L	50	51.0	102	60-140	
Bromochloromethane	ug/L	50	53.6	107	60-140	
Bromodichloromethane	ug/L	50	50.1	100	60-140	
Bromoform	ug/L	50	58.0	116	60-140	
Bromomethane	ug/L	50	57.9	116	60-140	
Carbon tetrachloride	ug/L	50	52.7	105	60-140	
Chlorobenzene	ug/L	50	51.5	103	60-140	
Chloroethane	ug/L	50	51.9	104	60-140	
Chloroform	ug/L	50	51.2	102	60-140	
Chloromethane	ug/L	50	43.9	88	60-140	
cis-1,2-Dichloroethene	ug/L	50	53.8	108	60-140	
cis-1,3-Dichloropropene	ug/L	50	61.7	123	60-140	
Dibromochloromethane	ug/L	50	60.2	120	60-140	
Dibromomethane	ug/L	50	52.7	105	60-140	
Dichlorodifluoromethane	ug/L	50	42.7	85	60-140	
Diisopropyl ether	ug/L	50	60.2	120	60-140	
Ethylbenzene	ug/L	50	50.9	102	60-140	
Hexachloro-1,3-butadiene	ug/L	50	45.6	91	60-140	
Isopropylbenzene (Cumene)	ug/L	50	51.2	102	60-140	
m&p-Xylene	ug/L	100	103	103	60-140	
Methyl-tert-butyl ether	ug/L	50	63.3	127	60-140	
Methylene Chloride	ug/L	50	49.3	99	60-140	
n-Butylbenzene	ug/L	50	50.2	100	60-140	
n-Propylbenzene	ug/L	50	51.1	102	60-140	
Naphthalene	ug/L	50	49.6	99	60-140	
o-Xylene	ug/L	50	51.6	103	60-140	
sec-Butylbenzene	ug/L	50	50.8	102	60-140	
Styrene	ug/L	50	54.7	109	60-140	
tert-Butylbenzene	ug/L	50	44.1	88	60-140	
Tetrachloroethene	ug/L	50	52.6	105	60-140	
Toluene	ug/L	50	49.3	99	60-140	
trans-1,2-Dichloroethene	ug/L	50	54.8	110	60-140	
trans-1,3-Dichloropropene	ug/L	50	58.4	117	60-140	
Trichloroethene	ug/L	50	55.8	112	60-140	
Trichlorofluoromethane	ug/L	50	45.6	91	60-140	
Vinyl chloride	ug/L	50	47.0	94	60-140	
1,2-Dichloroethane-d4 (S)	%			98	70-130	
4-Bromofluorobenzene (S)	%			99	70-130	
Toluene-d8 (S)	%			97	70-130	

Results presented on this page are in the units indicated by the "Units" column except where an alternate unit is presented to the right of the result.

REPORT OF LABORATORY ANALYSIS

This report shall not be reproduced, except in full,
without the written consent of Pace Analytical Services, LLC.

Pace Analytical Services, LLC
9800 Kincey Ave. Suite 100
Huntersville, NC 28078
(704)875-9092

QUALITY CONTROL DATA

Project: 2020-L1-2448 Incident
Pace Project No.: 92491387

MATRIX SPIKE & MATRIX SPIKE DUPLICATE: 2975380 2975381

Parameter	Units	92491259001 Result	MS Spike Conc.	MSD Spike Conc.	MS Result	MSD Result	MS % Rec	MSD % Rec	% Rec Limits	RPD	Qual
1,1,1,2-Tetrachloroethane	ug/L	ND	20	20	22.5	22.8	113	114	60-140	1	
1,1,1-Trichloroethane	ug/L	ND	20	20	24.4	23.1	122	116	60-140	5	
1,1,2,2-Tetrachloroethane	ug/L	ND	20	20	22.3	21.9	111	110	60-140	2	
1,1,2-Trichloroethane	ug/L	ND	20	20	23.4	22.9	117	114	60-140	2	
1,1-Dichloroethane	ug/L	ND	20	20	24.3	23.6	121	118	60-140	3	
1,1-Dichloroethene	ug/L	ND	20	20	22.9	23.4	115	117	60-140	2	
1,1-Dichloropropene	ug/L	ND	20	20	24.7	24.4	124	122	60-140	2	
1,2,3-Trichlorobenzene	ug/L	ND	20	20	20.1	19.7	100	99	60-140	2	
1,2,3-Trichloropropane	ug/L	ND	20	20	22.1	21.9	111	109	60-140	1	
1,2,4-Trichlorobenzene	ug/L	ND	20	20	20.8	20.6	104	103	60-140	1	
1,2,4-Trimethylbenzene	ug/L	ND	20	20	22.8	22.2	114	111	60-140	3	
1,2-Dibromo-3-chloropropane	ug/L	ND	20	20	22.2	22.9	111	115	60-140	3	
1,2-Dibromoethane (EDB)	ug/L	ND	20	20	24.0	23.5	120	117	60-140	2	
1,2-Dichlorobenzene	ug/L	ND	20	20	22.6	22.4	113	112	60-140	1	
1,2-Dichloroethane	ug/L	ND	20	20	21.4	20.8	107	104	60-140	3	
1,2-Dichloropropane	ug/L	ND	20	20	25.1	24.8	125	124	60-140	1	
1,3,5-Trimethylbenzene	ug/L	ND	20	20	23.1	22.0	115	110	60-140	5	
1,3-Dichlorobenzene	ug/L	ND	20	20	23.2	22.8	116	114	60-140	2	
1,3-Dichloropropane	ug/L	ND	20	20	23.9	23.5	120	118	60-140	2	
1,4-Dichlorobenzene	ug/L	ND	20	20	22.3	22.2	112	111	60-140	1	
2,2-Dichloropropane	ug/L	ND	20	20	24.4	23.5	122	117	60-140	4	
2-Chlorotoluene	ug/L	ND	20	20	23.6	22.9	118	114	60-140	3	
4-Chlorotoluene	ug/L	ND	20	20	23.1	22.5	116	112	60-140	3	
Benzene	ug/L	ND	20	20	23.7	23.2	119	116	60-140	2	
Bromobenzene	ug/L	ND	20	20	22.6	22.1	113	111	60-140	2	
Bromochloromethane	ug/L	ND	20	20	24.3	23.1	121	116	60-140	5	
Bromodichloromethane	ug/L	ND	20	20	21.6	21.2	108	106	60-140	2	
Bromoform	ug/L	ND	20	20	21.9	21.6	110	108	60-140	1	
Bromomethane	ug/L	ND	20	20	19.1	21.4	96	107	60-140	11	
Carbon tetrachloride	ug/L	ND	20	20	23.9	23.0	120	115	60-140	4	
Chlorobenzene	ug/L	ND	20	20	22.8	22.6	114	113	60-140	1	
Chloroethane	ug/L	ND	20	20	24.8	25.9	124	130	60-140	4	
Chloroform	ug/L	ND	20	20	23.3	22.1	116	110	60-140	5	
Chloromethane	ug/L	ND	20	20	19.8	18.9	99	94	60-140	5	
cis-1,2-Dichloroethene	ug/L	ND	20	20	23.9	23.3	120	116	60-140	3	
cis-1,3-Dichloropropene	ug/L	ND	20	20	24.5	24.0	123	120	60-140	2	
Dibromochloromethane	ug/L	ND	20	20	22.7	23.0	113	115	60-140	1	
Dibromomethane	ug/L	ND	20	20	23.1	22.3	116	112	60-140	3	
Dichlorodifluoromethane	ug/L	ND	20	20	19.6	18.9	98	94	60-140	4	
Diisopropyl ether	ug/L	ND	20	20	24.2	23.7	121	118	60-140	2	
Ethylbenzene	ug/L	ND	20	20	23.2	22.0	116	110	60-140	5	
Hexachloro-1,3-butadiene	ug/L	ND	20	20	20.2	20.0	101	100	60-140	1	
Isopropylbenzene (Cumene)	ug/L	ND	20	20	22.9	22.3	114	111	60-140	3	
m&p-Xylene	ug/L	ND	40	40	46.3	44.7	116	112	60-140	3	
Methyl-tert-butyl ether	ug/L	ND	20	20	24.2	23.7	121	118	60-140	2	
Methylene Chloride	ug/L	ND	20	20	22.9	22.0	114	110	60-140	4	

Results presented on this page are in the units indicated by the "Units" column except where an alternate unit is presented to the right of the result.

REPORT OF LABORATORY ANALYSIS

This report shall not be reproduced, except in full,
without the written consent of Pace Analytical Services, LLC.

Pace Analytical Services, LLC
9800 Kincey Ave. Suite 100
Huntersville, NC 28078
(704)875-9092

QUALITY CONTROL DATA

Project: 2020-L1-2448 Incident
Pace Project No.: 92491387

MATRIX SPIKE & MATRIX SPIKE DUPLICATE: 2975380 2975381

Parameter	Units	92491259001 Result	MS Spike Conc.	MSD Spike Conc.	MS Result	MSD Result	MS % Rec	MSD % Rec	% Rec Limits	RPD	Qual
n-Butylbenzene	ug/L	ND	20	20	21.6	21.3	108	107	60-140	1	
n-Propylbenzene	ug/L	ND	20	20	23.2	23.0	116	115	60-140	1	
Naphthalene	ug/L	ND	20	20	21.0	20.4	105	102	60-140	3	
o-Xylene	ug/L	ND	20	20	22.9	22.3	115	112	60-140	3	
sec-Butylbenzene	ug/L	ND	20	20	22.9	22.5	115	113	60-140	2	
Styrene	ug/L	ND	20	20	23.4	23.2	117	116	60-140	1	
tert-Butylbenzene	ug/L	ND	20	20	20.1	19.8	100	99	60-140	1	
Tetrachloroethene	ug/L	ND	20	20	22.7	21.9	113	110	60-140	3	
Toluene	ug/L	ND	20	20	22.3	21.9	111	109	60-140	2	
trans-1,2-Dichloroethene	ug/L	ND	20	20	24.5	23.1	122	115	60-140	6	
trans-1,3-Dichloropropene	ug/L	ND	20	20	23.3	23.0	117	115	60-140	1	
Trichloroethene	ug/L	ND	20	20	24.0	23.4	120	117	60-140	3	
Trichlorofluoromethane	ug/L	ND	20	20	21.5	19.6	108	98	60-140	9	
Vinyl chloride	ug/L	ND	20	20	21.1	20.5	105	102	60-140	3	
1,2-Dichloroethane-d4 (S)	%						103	101	70-130		
4-Bromofluorobenzene (S)	%						100	99	70-130		
Toluene-d8 (S)	%						98	98	70-130		

Results presented on this page are in the units indicated by the "Units" column except where an alternate unit is presented to the right of the result.

REPORT OF LABORATORY ANALYSIS

This report shall not be reproduced, except in full,
without the written consent of Pace Analytical Services, LLC.

Pace Analytical Services, LLC
9800 Kincey Ave. Suite 100
Huntersville, NC 28078
(704)875-9092

QUALIFIERS

Project: 2020-L1-2448 Incident
Pace Project No.: 92491387

DEFINITIONS

DF - Dilution Factor, if reported, represents the factor applied to the reported data due to dilution of the sample aliquot.

ND - Not Detected at or above adjusted reporting limit.

TNTC - Too Numerous To Count

J - Estimated concentration above the adjusted method detection limit and below the adjusted reporting limit.

MDL - Adjusted Method Detection Limit.

PQL - Practical Quantitation Limit.

RL - Reporting Limit - The lowest concentration value that meets project requirements for quantitative data with known precision and bias for a specific analyte in a specific matrix.

S - Surrogate

1,2-Diphenylhydrazine decomposes to and cannot be separated from Azobenzene using Method 8270. The result for each analyte is a combined concentration.

Consistent with EPA guidelines, unrounded data are displayed and have been used to calculate % recovery and RPD values.

LCS(D) - Laboratory Control Sample (Duplicate)

MS(D) - Matrix Spike (Duplicate)

DUP - Sample Duplicate

RPD - Relative Percent Difference

NC - Not Calculable.

SG - Silica Gel - Clean-Up

U - Indicates the compound was analyzed for, but not detected.

Acid preservation may not be appropriate for 2 Chloroethylvinyl ether.

A separate vial preserved to a pH of 4-5 is recommended in SW846 Chapter 4 for the analysis of Acrolein and Acrylonitrile by EPA Method 8260.

N-Nitrosodiphenylamine decomposes and cannot be separated from Diphenylamine using Method 8270. The result reported for each analyte is a combined concentration.

Pace Analytical is TNI accredited. Contact your Pace PM for the current list of accredited analytes.

TNI - The NELAC Institute.

This report shall not be reproduced, except in full,
without the written consent of Pace Analytical Services, LLC.

Pace Analytical Services, LLC
9800 Kincey Ave. Suite 100
Huntersville, NC 28078
(704)875-9092

QUALITY CONTROL DATA CROSS REFERENCE TABLE

Project: 2020-L1-2448 Incident
Pace Project No.: 92491387

Lab ID	Sample ID	QC Batch Method	QC Batch	Analytical Method	Analytical Batch
92491259003	**TRIP BLANK**	SM 6200B	560891		

This report shall not be reproduced, except in full,
without the written consent of Pace Analytical Services, LLC.

Pace Analytical

CHAIN-OF-CUSTODY Analytical Request Document

Chain-of-Custody is a LEGAL DOCUMENT - Complete all relevent fields

LAB USE

WO# : 92491387

92491387

nber or

Containe

Company: Apex Companies LLC

Address:

Billing Information:

Report To: Andrew Street

Email To:

Copy To:

Site Collection Info/Address:

Customer Project Name/Number: Colonial Huntersville Release

State: / County/City: Time Zone Collected: [ ] PT [ ] MT [ ] CT [ ] ET

Phone:
Email:

Site/Facility ID #:

Compliance Monitoring? [ ] Yes [ ] No

Collected By (print): Gordon O'Toole

Purchase Order #:
Quote #:

DW PWS ID #:
DW Location Code:

Collected By (signature): G O'Toole

Turnaround Date Required: ASAP

Immediately Packed on Ice: [ ] Yes [ ] No

Sample Disposal:
[ ] Dispose as appropriate [ ] Return
[ ] Archive: _____
[ ] Hold: _____

Rush: [✓] Same Day [✓] Next Day
[ ] 2 Day [ ] 3 Day [ ] 4 Day [ ] 5 Day
(Expedite Charges Apply)

Field Filtered (if applicable): [ ] Yes [ ] No
Analysis: _____

* Matrix Codes (Insert in Matrix box below): Drinking Water (DW), Ground Water (GW), Wastewater (WW), Product (P), Soil/Solid (SL), Oil (OL), Wipe (WP), Air (AR), Tissue (TS), Bioassay (B), Vapor (V), Other (OT)

** Preservative Types: (1) nitric acid, (2) sulfuric acid, (3) hydrochloric acid, (4) sodium hydroxide, (5) zinc acetate, (6) methanol, (7) sodium bisulfate, (8) sodium thiosulfate, (9) hexane, (A) ascorbic acid, (B) ammonium sulfate, (C) ammonium hydroxide, (D) TSP, (U) Unpreserved, (O) Other _____

Analyses

Customer Sample ID	Matrix *	Comp / Grab	Collected (or Composite Start) Date	Collected (or Composite Start) Time	Composite End Date	Composite End Time	Res Cl	# of Ctns	VOC's SM 6200B	MADEP VPH
Trip Blank	OT	G	8-18-20	—				7	X	X

Lab Profile/Line:

Lab Sample Receipt Checklist:

Custody Seals Present/Intact	Y	N	NA
Custody Signatures Present	Y	N	NA
Collector Signature Present	Y	N	NA
Bottles Intact	Y	N	NA
Correct Bottles	Y	N	NA
Sufficient Volume	Y	N	NA
Samples Received on Ice	Y	N	NA
VOA - Headspace Acceptable	Y	N	NA
USDA Regulated Soils	Y	N	NA
Samples in Holding Time	Y	N	NA
Residual Chlorine Present	Y	N	NA
Cl Strips: _____			
Sample pH Acceptable	Y	N	NA
pH Strips: _____			
Sulfide Present	Y	N	NA
Lead Acetate Strips: _____			

LAB USE ONLY:
Lab Sample # / Comments:

AMB 8-19-2020 ~~92491259~~ 92491387
~~003~~ 001
AMB 8-19-2020

Customer Remarks / Special Conditions / Possible Hazards:

Type of Ice Used: Wet Blue Dry None

Packing Material Used: BUBBAG

Radchem sample(s) screened (<500 cpm): Y N NA

SHORT HOLDS PRESENT (<72 hours): Y N N/A

Lab Tracking #: 2538685

Samples received via: FEDEX UPS Client Courier Pace Courier

Lab Sample Temperature Info:
Temp Blank Received: Y N NA
Therm ID#: 92T061
Cooler 1 Temp Upon Receipt: 2.6 oC
Cooler 1 Therm Corr. Factor: 0 oC
Cooler 1 Corrected Temp: 2.6 oC
Comments:

Relinquished by/Company: (Signature)	Date/Time:	Received by/Company: (Signature)	Date/Time:
G O'Toole	8-18-20/13:10	PB PACE HVL	8/18/20 1340
Relinquished by/Company: (Signature)	Date/Time:	Received by/Company: (Signature)	Date/Time:
Relinquished by/Company: (Signature)	Date/Time:	Received by/Company: (Signature)	Date/Time:

MTJL LAB USE ONLY
Table #:
Acctnum:
Template:
Prelogin:
PM:
PB:

Trip Blank Received: Y N NA
HCl MeOH TSP Other

Non Conformance(s): YES / NO

Page: _____ of: _____

Report of Analysis

Pace Analytical Services, Inc.
9800 Kincey Avenue
Suite 100
Huntersville, NC 28078
Attention: Angela M. Baioni

Project Name: 2020-L1-2448 Incident

Project Number: 92491259

Lot Number:**VH19028**

Date Completed:08/19/2020

08/19/2020 5:31 PM
Approved and released by:
Project Manager II: **Cathy S. Dover**

The electronic signature above is the equivalent of a handwritten signature.
This report shall not be reproduced, except in its entirety, without the written approval of Pace Analytical Services, LLC.

Case Narrative
Pace Analytical Services, Inc.
Lot Number: VH19028

This Report of Analysis contains the analytical result(s) for the sample(s) listed on the Sample Summary following this Case Narrative. The sample receiving date is documented in the header information associated with each sample.

All results listed in this report relate only to the samples that are contained within this report.

Sample receipt, sample analysis, and data review have been performed in accordance with the most current approved NELAC standards, the Pace Analytical Services, LLC ("Pace") Quality Assurance Management Plan (QAMP), standard operating procedures (SOPs), and Pace policies. Any exceptions to the NELAC standards, the QAMP, SOPs or policies are qualified on the results page or discussed below.

If you have any questions regarding this report please contact the Pace Project Manager listed on the cover page.

Sample Summary
Pace Analytical Services, Inc.
Lot Number: VH19028
Project Name: 2020-L1-2448 Incident
Project Number: 92491259

Sample Number	Sample ID	Matrix	Date Sampled	Date Received
001	TRIP BLANK	Aqueous	08/18/2020	08/19/2020

(1 sample)

Detection Summary

Pace Analytical Services, Inc.

Lot Number: VH19028

Project Name: 2020-L1-2448 Incident

Project Number: 92491259

Sample	Sample ID	Matrix	Parameter	Method	Result	Q	Units	Page

(0 detections)

MADEP VPH (aliphatics)

Client: Pace Analytical Services, Inc. | Laboratory ID: VH19028-001

Description: TRIP BLANK | Matrix: Aqueous

Date Sampled: 08/18/2020 | Project Name: 2020-L1-2448 Incident

Date Received: 08/19/2020 | Project Number: 92491259

Run	Prep Method	Analytical Method	Dilution	Analysis Date	Analyst	Prep Date	Batch
1	VPH	MADEP-VPH-18-2.1	1	08/19/2020 1306	ECB		64045

Parameter	CAS Number	Analytical Method	Result	Q	LOQ	Units	Run
C5 - C8 Aliphatics		MADEP-VPH-18-	ND		75	ug/L	1
C9 - C12 Aliphatics		MADEP-VPH-18-	ND		75	ug/L	1

Surrogate	Q	Run 1 % Recovery	Acceptance Limits
2,5-Dibromotoluene (FID)		101	70-130

LOQ = Limit of Quantitation
ND = Not detected at or above the LOQ
H = Out of holding time
B = Detected in the method blank
N = Recovery is out of criteria
W = Reported on wet weight basis
E = Quantitation of compound exceeded the calibration range
P = The RPD between two GC columns exceeds 40%

Pace Analytical Services, LLC *(formerly Shealy Environmental Services, Inc.)*
106 Vantage Point Drive West Columbia, SC 29172 (803) 791-9700 Fax (803) 791-9111 www.pacelabs.com

MADEP VPH (aromatics)

Client: Pace Analytical Services, Inc.			Laboratory ID: VH19028-001
Description: TRIP BLANK			Matrix: Aqueous
Date Sampled: 08/18/2020	Project Name: 2020-L1-2448 Incident		
Date Received: 08/19/2020	Project Number: 92491259		

Run	Prep Method	Analytical Method	Dilution	Analysis Date	Analyst	Prep Date	Batch
1	VPH	MADEP-VPH-18-2.1	1	08/19/2020 1306	ECB		64046

Parameter	CAS Number	Analytical Method	Result	Q	LOQ	Units	Run
C9 - C10 Aromatics		MADEP-VPH-18-	ND		25	ug/L	1

Surrogate	Q	Run 1 % Recovery	Acceptance Limits
2,5-Dibromotoluene (PID)		101	70-130

LOQ = Limit of Quantitation	B = Detected in the method blank	E = Quantitation of compound exceeded the calibration range
ND = Not detected at or above the LOQ	N = Recovery is out of criteria	P = The RPD between two GC columns exceeds 40%
H = Out of holding time	W = Reported on wet weight basis	

Pace Analytical Services, LLC *(formerly Shealy Environmental Services, Inc.)*
106 Vantage Point Drive West Columbia, SC 29172 (803) 791-9700 Fax (803) 791-9111 www.pacelabs.com

QC Summary

MADEP VPH (aliphatics) - MB

Sample ID: VQ64045-001
Batch: 64045
Analytical Method: MADEP-VPH-18-2.1

Matrix: Aqueous
Prep Method: VPH

Parameter	Result	Q	Dil	LOQ	Units	Analysis Date
C5 - C8 Aliphatics	ND		1	75	ug/L	08/19/2020 1139
C9 - C12 Aliphatics	ND		1	75	ug/L	08/19/2020 1139

Surrogate	Q	% Rec	Acceptance Limit
2,5-Dibromotoluene (FID)		98	70-130

LOQ = Limit of Quantitation
DL = Detection Limit
LOD = Limit of Detection

P = The RPD between two GC columns exceeds 40%
J = Estimated result < LOQ and ≥ DL
ND = Not detected at or above the LOQ

N = Recovery is out of criteria
+ = RPD is out of criteria

Note: Calculations are performed before rounding to avoid round-off errors in calculated results

MADEP VPH (aliphatics) - LCS

Sample ID: VQ64045-002
Batch: 64045
Analytical Method: MADEP-VPH-18-2.1

Matrix: Aqueous
Prep Method: VPH

Parameter	Spike Amount (ug/L)	Result (ug/L)	Q	Dil	% Rec	% Rec Limit	Analysis Date
C5 - C8 Aliphatics	150	130		1	88	70-130	08/19/2020 1041
C9 - C12 Aliphatics	180	150		1	85	70-130	08/19/2020 1041

Surrogate	Q	% Rec	Acceptance Limit
2,5-Dibromotoluene (FID)		84	70-130

LOQ = Limit of Quantitation
DL = Detection Limit
LOD = Limit of Detection

P = The RPD between two GC columns exceeds 40%
J = Estimated result < LOQ and ≥ DL
ND = Not detected at or above the LOQ

N = Recovery is out of criteria
+ = RPD is out of criteria

Note: Calculations are performed before rounding to avoid round-off errors in calculated results

MADEP VPH (aliphatics) - LCSD

Sample ID: VQ64045-003
Batch: 64045
Analytical Method: MADEP-VPH-18-2.1

Matrix: Aqueous
Prep Method: VPH

Parameter	Spike Amount (ug/L)	Result (ug/L)	Q	Dil	% Rec	% RPD	% Rec Limit	% RPD Limit	Analysis Date
C5 - C8 Aliphatics	150	140		1	93	5.2	70-130	25	08/19/2020 1110
C9 - C12 Aliphatics	180	160		1	89	5.5	70-130	25	08/19/2020 1110

Surrogate	Q	% Rec	Acceptance Limit
2,5-Dibromotoluene (FID)		90	70-130

LOQ = Limit of Quantitation
DL = Detection Limit
LOD = Limit of Detection

P = The RPD between two GC columns exceeds 40%
J = Estimated result < LOQ and ≥ DL
ND = Not detected at or above the LOQ

N = Recovery is out of criteria
+ = RPD is out of criteria

Note: Calculations are performed before rounding to avoid round-off errors in calculated results

MADEP VPH (aromatics) - MB

Sample ID: VQ64046-001
Batch: 64046
Analytical Method: MADEP-VPH-18-2.1

Matrix: Aqueous
Prep Method: VPH

Parameter	Result	Q	Dil	LOQ	Units	Analysis Date
C9 - C10 Aromatics	ND		1	25	ug/L	08/19/2020 1139

Surrogate	Q	% Rec	Acceptance Limit
2,5-Dibromotoluene (PID)		98	70-130

LOQ = Limit of Quantitation
DL = Detection Limit
LOD = Limit of Detection

P = The RPD between two GC columns exceeds 40%
J = Estimated result < LOQ and ≥ DL
ND = Not detected at or above the LOQ

N = Recovery is out of criteria
+ = RPD is out of criteria

Note: Calculations are performed before rounding to avoid round-off errors in calculated results

MADEP VPH (aromatics) - LCS

Sample ID: VQ64046-002
Batch: 64046
Analytical Method: MADEP-VPH-18-2.1

Matrix: Aqueous
Prep Method: VPH

Parameter	Spike Amount (ug/L)	Result (ug/L)	Q	Dil	% Rec	% Rec Limit	Analysis Date
C9 - C10 Aromatics	25	22		1	87	70-130	08/19/2020 1041

Surrogate	Q	% Rec	Acceptance Limit
2,5-Dibromotoluene (PID)		84	70-130

LOQ = Limit of Quantitation
DL = Detection Limit
LOD = Limit of Detection

P = The RPD between two GC columns exceeds 40%
J = Estimated result < LOQ and ≥ DL
ND = Not detected at or above the LOQ

N = Recovery is out of criteria
+ = RPD is out of criteria

Note: Calculations are performed before rounding to avoid round-off errors in calculated results

MADEP VPH (aromatics) - LCSD

Sample ID: VQ64046-003
Batch: 64046
Analytical Method: MADEP-VPH-18-2.1

Matrix: Aqueous
Prep Method: VPH

Parameter	Spike Amount (ug/L)	Result (ug/L)	Q	Dil	% Rec	% RPD	% Rec Limit	% RPD Limit	Analysis Date
C9 - C10 Aromatics	25	23		1	94	7.1	70-130	25	08/19/2020 1110

Surrogate	Q	% Rec	Acceptance Limit
2,5-Dibromotoluene (PID)		89	70-130

LOQ = Limit of Quantitation
DL = Detection Limit
LOD = Limit of Detection

P = The RPD between two GC columns exceeds 40%
J = Estimated result < LOQ and ≥ DL
ND = Not detected at or above the LOQ

N = Recovery is out of criteria
+ = RPD is out of criteria

Note: Calculations are performed before rounding to avoid round-off errors in calculated results

Chain of Custody

and

Miscellaneous Documents

Internal Transfer Chain of Custody

☐ .ples Pre-Logged into eCOC.

State Of Origin: NC
Cert. Needed: ☑ Yes ☐ No
Owner Received Date: 8/18/2020 Results Requested By: 8/19/2020

Pace Analytical
www.pacelabs.com

Workorder: 92491259 Workorder Name: 2020-L1-2448 Incident

Report To	Subcontract To
Angela Baioni Pace Analytical Charlotte 9800 Kincey Ave. Suite 100 Huntersville, NC 28078 Phone (704)875-9092	Pace Analytical West Columbia 106 Vantage Point Drive West Columbia, SC 29172 Phone (803)791-9700

Item	Sample ID	Sample Type	Collect Date/Time	Lab ID	Matrix	Preserved Containers: HCl						Requested Analysis: NC WPH (same day)				LAB USE ONLY
1	13920 SIMS	PS	8/17/2020 16:40	92491259001	Water	B						X				
2	13831 SIMS	PS	8/17/2020 18:10	92491259002	Water	↑						X				
3	TRIP BLANK	PS	8/18/2020 00:00	92491259003	Water	↓						X				
4																
5																

VH19002
csh
VH19027
csd
VH19028
csp

Transfers	Released By	Date/Time	Received By	Date/Time
1	MJG Pace HVL 8/18/20	1800		
2				
3				8/19/20 0837

Comments: RUSH

Cooler Temperature on Receipt 4.7 °C | Custody Seal Y or N | Received on Ice Y or N | Samples Intact Y or N

***In order to maintain client confidentiality, location/name of the sampling site, sampler's name and signature may not be provided on this COC document. This chain of custody is considered complete as is since this information is available in the owner laboratory.

Pace Analytical Services, LLC (formerly Shealy Environmental Services, Inc.)
106 Vantage Point Drive West Columbia, SC 29172 (803) 791-9700 Fax (803) 791-9111 www.pacelabs.com

PACE ANALYTICAL SERVICES, LLC

Shealy Environmental Services, Inc.
Document Number: ME001RC-14

Page 1 of 1
Effective Date: 8/2/2018

Sample Receipt Checklist (SRC)

Client: PACE Cooler Inspected by/date: JSH / 08/19/2020 Lot #: VH19002/VH19027/VH19028

Means of receipt: ☐ SESI ☑ Client ☐ UPS ☐ FedEx ☐ Other: ____

☐ Yes	☑ No		1. Were custody seals present on the cooler?
☐ Yes	☐ No	☑ NA	2. If custody seals were present, were they intact and unbroken?

pH Strip ID: NA Chlorine Strip ID: NA Tested by: NA

Original temperature upon receipt / Derived (Corrected) temperature upon receipt %Solid Snap-Cup ID: NA

4.7 /4.7 °C NA /NA °C NA /NA °C NA /NA °C

Method: ☐ Temperature Blank ☑ Against Bottles IR Gun ID: 5 IR Gun Correction Factor: 0 °C

Method of coolant: ☑ Wet Ice ☐ Ice Packs ☐ Dry Ice ☐ None

☐ Yes	☐ No	☑ NA	3. If temperature of any cooler exceeded 6.0°C, was Project Manager Notified? PM was Notified by: phone / email / face-to-face (circle one).
☐ Yes	☐ No	☑ NA	4. Is the commercial courier's packing slip attached to this form?
☑ Yes	☐ No		5. Were proper custody procedures (relinquished/received) followed?
☑ Yes	☐ No		6. Were sample IDs listed on the COC?
☑ Yes	☐ No		7. Were sample IDs listed on all sample containers?
☑ Yes	☐ No		8. Was collection date & time listed on the COC?
☑ Yes	☐ No		9. Was collection date & time listed on all sample containers?
☑ Yes	☐ No		10. Did all container label information (ID, date, time) agree with the COC?
☑ Yes	☐ No		11. Were tests to be performed listed on the COC?
☑ Yes	☐ No		12. Did all samples arrive in the proper containers for each test and/or in good condition (unbroken, lids on, etc.)? ____
☑ Yes	☐ No		13. Was adequate sample volume available?
☑ Yes	☐ No		14. Were all samples received within ½ the holding time or 48 hours, whichever comes first?
☐ Yes	☑ No		15. Were any samples containers missing/excess (circle one) samples Not listed on COC?
☐ Yes	☑ No	☐ NA	16. For VOA and RSK-175 samples, were bubbles present >"pea-size" (¼"or 6mm in diameter) in any of the VOA vials?
☐ Yes	☐ No	☑ NA	17. Were all DRO/metals/nutrient samples received at a pH of < 2?
☐ Yes	☐ No	☑ NA	18. Were all cyanide samples received at a pH > 12 and sulfide samples received at a pH > 9?
☐ Yes	☐ No	☑ NA	19. Were all applicable NH_3/TKN/cyanide/phenol/625 (< 0.5mg/L) samples free of residual chlorine?
☐ Yes	☐ No	☑ NA	20. Were client remarks/requests (i.e. requested dilutions, MS/MSD designations, etc…) correctly transcribed from the COC into the comment section in LIMS?
☐ Yes	☑ No		21. Was the quote number listed on the container label? If yes, Quote # NA

Sample Preservation (Must be completed for any sample(s) incorrectly preserved or with headspace.)

Sample(s) NA were received incorrectly preserved and were adjusted accordingly in sample receiving with NA mL of circle one: H2SO4, HNO3, HCl, NaOH using SR # NA.

Time of preservation NA. If more than one preservative is needed, please note in the comments below.

Sample(s) NA were received with bubbles >6 mm in diameter.

Samples(s) NA were received with TRC > 0.5 mg/L (If #19 is *no*) and were adjusted accordingly in sample receiving with sodium thiosulfate ($Na_2S_2O_3$) with Shealy ID: NA.

SR barcode labels applied by: JSH Date: 08/19/2020

Comments:

Pace Analytical Services, LLC
9800 Kincey Ave. Suite 100
Huntersville, NC 28078
(704)875-9092

August 31, 2020

Andrew Street
Apex Companies - NC
5900 Northwoods Business Pkwy
Suite 5900-0
Charlotte, NC 28269

RE: Project: 2020-LI-2448 Incident
Pace Project No.: 92491555

Dear Andrew Street:

Enclosed are the analytical results for sample(s) received by the laboratory on August 19, 2020. The results relate only to the samples included in this report. Results reported herein conform to the applicable TNI/NELAC Standards and the laboratory's Quality Manual, where applicable, unless otherwise noted in the body of the report.

The test results provided in this final report were generated by each of the following laboratories within the Pace Network:

- Pace Analytical Services - Asheville
- Pace Analytical Services - Charlotte

If you have any questions concerning this report, please feel free to contact me.

Sincerely,

Angela M. Baioni

Angela Baioni
angela.baioni@pacelabs.com
(704)875-9092
Project Manager

Enclosures

cc: J Culbreath, Colonial Pipeline Company
Robert Hughes, Colonial Pipeline
Margaret King, APEX Companies, LLC
Emily Little, Apex Companies
Jeff Morrison, Colonial Pipeline Company
Tom Naumann, APEX Companies - NC
Joe Nicolette, Montrose-EPS
Christopher Schultz, Apex Companies
J Tate, Colonial Pipeline Company
Alex Testoff, Montrose-EPS
Michael Verdon, Colonial Pipeline Company
JM Wyatt, Colonial Pipeline Company

REPORT OF LABORATORY ANALYSIS

This report shall not be reproduced, except in full,
without the written consent of Pace Analytical Services, LLC.

Pace Analytical Services, LLC
9800 Kincey Ave. Suite 100
Huntersville, NC 28078
(704)875-9092

CERTIFICATIONS

Project: 2020-LI-2448 Incident
Pace Project No.: 92491555

Pace Analytical Services Charlotte
9800 Kincey Ave. Ste 100, Huntersville, NC 28078
Louisiana/NELAP Certification # LA170028
North Carolina Drinking Water Certification #: 37706
North Carolina Field Services Certification #: 5342
North Carolina Wastewater Certification #: 12
South Carolina Certification #: 99006001
Florida/NELAP Certification #: E87627
Kentucky UST Certification #: 84
Virginia/VELAP Certification #: 460221

Pace Analytical Services Asheville
2225 Riverside Drive, Asheville, NC 28804
Florida/NELAP Certification #: E87648
Massachusetts Certification #: M-NC030
North Carolina Drinking Water Certification #: 37712
North Carolina Wastewater Certification #: 40
South Carolina Certification #: 99030001
Virginia/VELAP Certification #: 460222

This report shall not be reproduced, except in full,
without the written consent of Pace Analytical Services, LLC.

Pace Analytical Services, LLC
9800 Kincey Ave. Suite 100
Huntersville, NC 28078
(704)875-9092

SAMPLE ANALYTE COUNT

Project: 2020-LI-2448 Incident
Pace Project No.: 92491555

Lab ID	Sample ID	Method	Analysts	Analytes Reported	Laboratory
92491555001	**14015_ASBURY_CHAPEL**	EPA 6010D	SH1	1	PASI-A
		SM 6200B	CL	63	PASI-C
92491555002	**TRIP_BLANK**	SM 6200B	CL	63	PASI-C

PASI-A = Pace Analytical Services - Asheville
PASI-C = Pace Analytical Services - Charlotte

This report shall not be reproduced, except in full,
without the written consent of Pace Analytical Services, LLC.

Pace Analytical Services, LLC
9800 Kincey Ave. Suite 100
Huntersville, NC 28078
(704)875-9092

ANALYTICAL RESULTS

Project: 2020-LI-2448 Incident
Pace Project No.: 92491555

Sample: 14015_ASBURY_CHAPEL **Lab ID: 92491555001** Collected: 08/18/20 20:05 Received: 08/19/20 13:30 Matrix: Water

Parameters	Results	Units	Report Limit	DF	Prepared	Analyzed	CAS No.	Qual
6010 MET ICP	Analytical Method: EPA 6010D Preparation Method: EPA 3010A Pace Analytical Services - Asheville							
Lead	ND	ug/L	5.0	1	08/20/20 01:21	08/20/20 12:23	7439-92-1	
6200B MSV	Analytical Method: SM 6200B Pace Analytical Services - Charlotte							
Benzene	ND	ug/L	0.50	1		08/20/20 11:56	71-43-2	
Bromobenzene	ND	ug/L	0.50	1		08/20/20 11:56	108-86-1	
Bromochloromethane	ND	ug/L	0.50	1		08/20/20 11:56	74-97-5	
Bromodichloromethane	ND	ug/L	0.50	1		08/20/20 11:56	75-27-4	
Bromoform	ND	ug/L	0.50	1		08/20/20 11:56	75-25-2	
Bromomethane	ND	ug/L	5.0	1		08/20/20 11:56	74-83-9	
n-Butylbenzene	ND	ug/L	0.50	1		08/20/20 11:56	104-51-8	
sec-Butylbenzene	ND	ug/L	0.50	1		08/20/20 11:56	135-98-8	
tert-Butylbenzene	ND	ug/L	0.50	1		08/20/20 11:56	98-06-6	
Carbon tetrachloride	ND	ug/L	0.50	1		08/20/20 11:56	56-23-5	
Chlorobenzene	ND	ug/L	0.50	1		08/20/20 11:56	108-90-7	
Chloroethane	ND	ug/L	1.0	1		08/20/20 11:56	75-00-3	
Chloroform	ND	ug/L	0.50	1		08/20/20 11:56	67-66-3	
Chloromethane	ND	ug/L	1.0	1		08/20/20 11:56	74-87-3	
2-Chlorotoluene	ND	ug/L	0.50	1		08/20/20 11:56	95-49-8	
4-Chlorotoluene	ND	ug/L	0.50	1		08/20/20 11:56	106-43-4	
1,2-Dibromo-3-chloropropane	ND	ug/L	1.0	1		08/20/20 11:56	96-12-8	
Dibromochloromethane	ND	ug/L	0.50	1		08/20/20 11:56	124-48-1	
1,2-Dibromoethane (EDB)	ND	ug/L	0.50	1		08/20/20 11:56	106-93-4	
Dibromomethane	ND	ug/L	0.50	1		08/20/20 11:56	74-95-3	
1,2-Dichlorobenzene	ND	ug/L	0.50	1		08/20/20 11:56	95-50-1	
1,3-Dichlorobenzene	ND	ug/L	0.50	1		08/20/20 11:56	541-73-1	
1,4-Dichlorobenzene	ND	ug/L	0.50	1		08/20/20 11:56	106-46-7	
Dichlorodifluoromethane	ND	ug/L	0.50	1		08/20/20 11:56	75-71-8	
1,1-Dichloroethane	ND	ug/L	0.50	1		08/20/20 11:56	75-34-3	
1,2-Dichloroethane	ND	ug/L	0.50	1		08/20/20 11:56	107-06-2	
1,1-Dichloroethene	ND	ug/L	0.50	1		08/20/20 11:56	75-35-4	
cis-1,2-Dichloroethene	ND	ug/L	0.50	1		08/20/20 11:56	156-59-2	
trans-1,2-Dichloroethene	ND	ug/L	0.50	1		08/20/20 11:56	156-60-5	
1,2-Dichloropropane	ND	ug/L	0.50	1		08/20/20 11:56	78-87-5	
1,3-Dichloropropane	ND	ug/L	0.50	1		08/20/20 11:56	142-28-9	
2,2-Dichloropropane	ND	ug/L	0.50	1		08/20/20 11:56	594-20-7	
1,1-Dichloropropene	ND	ug/L	0.50	1		08/20/20 11:56	563-58-6	
cis-1,3-Dichloropropene	ND	ug/L	0.50	1		08/20/20 11:56	10061-01-5	
trans-1,3-Dichloropropene	ND	ug/L	0.50	1		08/20/20 11:56	10061-02-6	
Diisopropyl ether	ND	ug/L	0.50	1		08/20/20 11:56	108-20-3	
Ethylbenzene	ND	ug/L	0.50	1		08/20/20 11:56	100-41-4	
Hexachloro-1,3-butadiene	ND	ug/L	2.0	1		08/20/20 11:56	87-68-3	
Isopropylbenzene (Cumene)	ND	ug/L	0.50	1		08/20/20 11:56	98-82-8	
Methylene Chloride	ND	ug/L	2.0	1		08/20/20 11:56	75-09-2	
Methyl-tert-butyl ether	ND	ug/L	0.50	1		08/20/20 11:56	1634-04-4	
Naphthalene	ND	ug/L	2.0	1		08/20/20 11:56	91-20-3	

REPORT OF LABORATORY ANALYSIS

This report shall not be reproduced, except in full,
without the written consent of Pace Analytical Services, LLC.

Pace Analytical Services, LLC
9800 Kincey Ave. Suite 100
Huntersville, NC 28078
(704)875-9092

ANALYTICAL RESULTS

Project: 2020-LI-2448 Incident
Pace Project No.: 92491555

Sample: 14015_ASBURY_CHAPEL **Lab ID: 92491555001** Collected: 08/18/20 20:05 Received: 08/19/20 13:30 Matrix: Water

Parameters	Results	Units	Report Limit	DF	Prepared	Analyzed	CAS No.	Qual
6200B MSV	Analytical Method: SM 6200B Pace Analytical Services - Charlotte							
n-Propylbenzene	ND	ug/L	0.50	1		08/20/20 11:56	103-65-1	
Styrene	ND	ug/L	0.50	1		08/20/20 11:56	100-42-5	
1,1,1,2-Tetrachloroethane	ND	ug/L	0.50	1		08/20/20 11:56	630-20-6	
1,1,2,2-Tetrachloroethane	ND	ug/L	0.50	1		08/20/20 11:56	79-34-5	
Tetrachloroethene	ND	ug/L	0.50	1		08/20/20 11:56	127-18-4	
Toluene	ND	ug/L	0.50	1		08/20/20 11:56	108-88-3	
1,2,3-Trichlorobenzene	ND	ug/L	2.0	1		08/20/20 11:56	87-61-6	
1,2,4-Trichlorobenzene	ND	ug/L	2.0	1		08/20/20 11:56	120-82-1	
1,1,1-Trichloroethane	ND	ug/L	0.50	1		08/20/20 11:56	71-55-6	
1,1,2-Trichloroethane	ND	ug/L	0.50	1		08/20/20 11:56	79-00-5	
Trichloroethene	ND	ug/L	0.50	1		08/20/20 11:56	79-01-6	
Trichlorofluoromethane	ND	ug/L	1.0	1		08/20/20 11:56	75-69-4	
1,2,3-Trichloropropane	ND	ug/L	0.50	1		08/20/20 11:56	96-18-4	
1,2,4-Trimethylbenzene	ND	ug/L	0.50	1		08/20/20 11:56	95-63-6	
1,3,5-Trimethylbenzene	ND	ug/L	0.50	1		08/20/20 11:56	108-67-8	
Vinyl chloride	ND	ug/L	1.0	1		08/20/20 11:56	75-01-4	
m&p-Xylene	ND	ug/L	1.0	1		08/20/20 11:56	179601-23-1	
o-Xylene	ND	ug/L	0.50	1		08/20/20 11:56	95-47-6	
Surrogates								
1,2-Dichloroethane-d4 (S)	83	%	70-130	1		08/20/20 11:56	17060-07-0	
4-Bromofluorobenzene (S)	100	%	70-130	1		08/20/20 11:56	460-00-4	
Toluene-d8 (S)	105	%	70-130	1		08/20/20 11:56	2037-26-5	

REPORT OF LABORATORY ANALYSIS

This report shall not be reproduced, except in full,
without the written consent of Pace Analytical Services, LLC.

Pace Analytical Services, LLC
9800 Kincey Ave. Suite 100
Huntersville, NC 28078
(704)875-9092

ANALYTICAL RESULTS

Project: 2020-LI-2448 Incident
Pace Project No.: 92491555

Sample: TRIP_BLANK **Lab ID: 92491555002** Collected: 08/18/20 00:00 Received: 08/19/20 13:30 Matrix: Water

Parameters	Results	Units	Report Limit	DF	Prepared	Analyzed	CAS No.	Qual
6200B MSV	Analytical Method: SM 6200B Pace Analytical Services - Charlotte							
Benzene	ND	ug/L	0.50	1		08/20/20 11:38	71-43-2	
Bromobenzene	ND	ug/L	0.50	1		08/20/20 11:38	108-86-1	
Bromochloromethane	ND	ug/L	0.50	1		08/20/20 11:38	74-97-5	
Bromodichloromethane	ND	ug/L	0.50	1		08/20/20 11:38	75-27-4	
Bromoform	ND	ug/L	0.50	1		08/20/20 11:38	75-25-2	
Bromomethane	ND	ug/L	5.0	1		08/20/20 11:38	74-83-9	
n-Butylbenzene	ND	ug/L	0.50	1		08/20/20 11:38	104-51-8	
sec-Butylbenzene	ND	ug/L	0.50	1		08/20/20 11:38	135-98-8	
tert-Butylbenzene	ND	ug/L	0.50	1		08/20/20 11:38	98-06-6	
Carbon tetrachloride	ND	ug/L	0.50	1		08/20/20 11:38	56-23-5	
Chlorobenzene	ND	ug/L	0.50	1		08/20/20 11:38	108-90-7	
Chloroethane	ND	ug/L	1.0	1		08/20/20 11:38	75-00-3	
Chloroform	ND	ug/L	0.50	1		08/20/20 11:38	67-66-3	
Chloromethane	ND	ug/L	1.0	1		08/20/20 11:38	74-87-3	
2-Chlorotoluene	ND	ug/L	0.50	1		08/20/20 11:38	95-49-8	
4-Chlorotoluene	ND	ug/L	0.50	1		08/20/20 11:38	106-43-4	
1,2-Dibromo-3-chloropropane	ND	ug/L	1.0	1		08/20/20 11:38	96-12-8	
Dibromochloromethane	ND	ug/L	0.50	1		08/20/20 11:38	124-48-1	
1,2-Dibromoethane (EDB)	ND	ug/L	0.50	1		08/20/20 11:38	106-93-4	
Dibromomethane	ND	ug/L	0.50	1		08/20/20 11:38	74-95-3	
1,2-Dichlorobenzene	ND	ug/L	0.50	1		08/20/20 11:38	95-50-1	
1,3-Dichlorobenzene	ND	ug/L	0.50	1		08/20/20 11:38	541-73-1	
1,4-Dichlorobenzene	ND	ug/L	0.50	1		08/20/20 11:38	106-46-7	
Dichlorodifluoromethane	ND	ug/L	0.50	1		08/20/20 11:38	75-71-8	
1,1-Dichloroethane	ND	ug/L	0.50	1		08/20/20 11:38	75-34-3	
1,2-Dichloroethane	ND	ug/L	0.50	1		08/20/20 11:38	107-06-2	
1,1-Dichloroethene	ND	ug/L	0.50	1		08/20/20 11:38	75-35-4	
cis-1,2-Dichloroethene	ND	ug/L	0.50	1		08/20/20 11:38	156-59-2	
trans-1,2-Dichloroethene	ND	ug/L	0.50	1		08/20/20 11:38	156-60-5	
1,2-Dichloropropane	ND	ug/L	0.50	1		08/20/20 11:38	78-87-5	
1,3-Dichloropropane	ND	ug/L	0.50	1		08/20/20 11:38	142-28-9	
2,2-Dichloropropane	ND	ug/L	0.50	1		08/20/20 11:38	594-20-7	
1,1-Dichloropropene	ND	ug/L	0.50	1		08/20/20 11:38	563-58-6	
cis-1,3-Dichloropropene	ND	ug/L	0.50	1		08/20/20 11:38	10061-01-5	
trans-1,3-Dichloropropene	ND	ug/L	0.50	1		08/20/20 11:38	10061-02-6	
Diisopropyl ether	ND	ug/L	0.50	1		08/20/20 11:38	108-20-3	
Ethylbenzene	ND	ug/L	0.50	1		08/20/20 11:38	100-41-4	
Hexachloro-1,3-butadiene	ND	ug/L	2.0	1		08/20/20 11:38	87-68-3	
Isopropylbenzene (Cumene)	ND	ug/L	0.50	1		08/20/20 11:38	98-82-8	
Methylene Chloride	ND	ug/L	2.0	1		08/20/20 11:38	75-09-2	
Methyl-tert-butyl ether	ND	ug/L	0.50	1		08/20/20 11:38	1634-04-4	
Naphthalene	ND	ug/L	2.0	1		08/20/20 11:38	91-20-3	
n-Propylbenzene	ND	ug/L	0.50	1		08/20/20 11:38	103-65-1	
Styrene	ND	ug/L	0.50	1		08/20/20 11:38	100-42-5	
1,1,1,2-Tetrachloroethane	ND	ug/L	0.50	1		08/20/20 11:38	630-20-6	
1,1,2,2-Tetrachloroethane	ND	ug/L	0.50	1		08/20/20 11:38	79-34-5	

REPORT OF LABORATORY ANALYSIS

This report shall not be reproduced, except in full,
without the written consent of Pace Analytical Services, LLC.

Pace Analytical Services, LLC
9800 Kincey Ave. Suite 100
Huntersville, NC 28078
(704)875-9092

ANALYTICAL RESULTS

Project: 2020-LI-2448 Incident
Pace Project No.: 92491555

Sample: TRIP_BLANK **Lab ID: 92491555002** Collected: 08/18/20 00:00 Received: 08/19/20 13:30 Matrix: Water

Parameters	Results	Units	Report Limit	DF	Prepared	Analyzed	CAS No.	Qual
6200B MSV	Analytical Method: SM 6200B Pace Analytical Services - Charlotte							
Tetrachloroethene	ND	ug/L	0.50	1		08/20/20 11:38	127-18-4	
Toluene	ND	ug/L	0.50	1		08/20/20 11:38	108-88-3	
1,2,3-Trichlorobenzene	ND	ug/L	2.0	1		08/20/20 11:38	87-61-6	
1,2,4-Trichlorobenzene	ND	ug/L	2.0	1		08/20/20 11:38	120-82-1	
1,1,1-Trichloroethane	ND	ug/L	0.50	1		08/20/20 11:38	71-55-6	
1,1,2-Trichloroethane	ND	ug/L	0.50	1		08/20/20 11:38	79-00-5	
Trichloroethene	ND	ug/L	0.50	1		08/20/20 11:38	79-01-6	
Trichlorofluoromethane	ND	ug/L	1.0	1		08/20/20 11:38	75-69-4	
1,2,3-Trichloropropane	ND	ug/L	0.50	1		08/20/20 11:38	96-18-4	
1,2,4-Trimethylbenzene	ND	ug/L	0.50	1		08/20/20 11:38	95-63-6	
1,3,5-Trimethylbenzene	ND	ug/L	0.50	1		08/20/20 11:38	108-67-8	
Vinyl chloride	ND	ug/L	1.0	1		08/20/20 11:38	75-01-4	
m&p-Xylene	ND	ug/L	1.0	1		08/20/20 11:38	179601-23-1	
o-Xylene	ND	ug/L	0.50	1		08/20/20 11:38	95-47-6	
Surrogates								
1,2-Dichloroethane-d4 (S)	85	%	70-130	1		08/20/20 11:38	17060-07-0	
4-Bromofluorobenzene (S)	101	%	70-130	1		08/20/20 11:38	460-00-4	
Toluene-d8 (S)	102	%	70-130	1		08/20/20 11:38	2037-26-5	

REPORT OF LABORATORY ANALYSIS

This report shall not be reproduced, except in full,
without the written consent of Pace Analytical Services, LLC.

Pace Analytical Services, LLC
9800 Kincey Ave. Suite 100
Huntersville, NC 28078
(704)875-9092

QUALITY CONTROL DATA

Project: 2020-LI-2448 Incident
Pace Project No.: 92491555

QC Batch: 561149
QC Batch Method: EPA 3010A
Analysis Method: EPA 6010D
Analysis Description: 6010 MET
Laboratory: Pace Analytical Services - Asheville
Associated Lab Samples: 92491555001

METHOD BLANK: 2976738 Matrix: Water
Associated Lab Samples: 92491555001

Parameter	Units	Blank Result	Reporting Limit	Analyzed	Qualifiers
Lead	ug/L	ND	5.0	08/20/20 12:17	

LABORATORY CONTROL SAMPLE: 2976739

Parameter	Units	Spike Conc.	LCS Result	LCS % Rec	% Rec Limits	Qualifiers
Lead	ug/L	500	471	94	80-120	

MATRIX SPIKE & MATRIX SPIKE DUPLICATE: 2976740 2976741

Parameter	Units	92491555001 Result	MS Spike Conc.	MSD Spike Conc.	MS Result	MSD Result	MS % Rec	MSD % Rec	% Rec Limits	RPD	Qual
Lead	ug/L	ND	500	500	476	462	95	92	75-125	3	

Results presented on this page are in the units indicated by the "Units" column except where an alternate unit is presented to the right of the result.

REPORT OF LABORATORY ANALYSIS

This report shall not be reproduced, except in full,
without the written consent of Pace Analytical Services, LLC.

Pace Analytical Services, LLC
9800 Kincey Ave. Suite 100
Huntersville, NC 28078
(704)875-9092

QUALITY CONTROL DATA

Project: 2020-LI-2448 Incident
Pace Project No.: 92491555

QC Batch: 561195
QC Batch Method: SM 6200B
Analysis Method: SM 6200B
Analysis Description: 6200B MSV
Laboratory: Pace Analytical Services - Charlotte
Associated Lab Samples: 92491555001, 92491555002

METHOD BLANK: 2976854 Matrix: Water
Associated Lab Samples: 92491555001, 92491555002

Parameter	Units	Blank Result	Reporting Limit	Analyzed	Qualifiers
1,1,1,2-Tetrachloroethane	ug/L	ND	0.50	08/20/20 11:02	
1,1,1-Trichloroethane	ug/L	ND	0.50	08/20/20 11:02	
1,1,2,2-Tetrachloroethane	ug/L	ND	0.50	08/20/20 11:02	
1,1,2-Trichloroethane	ug/L	ND	0.50	08/20/20 11:02	
1,1-Dichloroethane	ug/L	ND	0.50	08/20/20 11:02	
1,1-Dichloroethene	ug/L	ND	0.50	08/20/20 11:02	
1,1-Dichloropropene	ug/L	ND	0.50	08/20/20 11:02	
1,2,3-Trichlorobenzene	ug/L	ND	2.0	08/20/20 11:02	
1,2,3-Trichloropropane	ug/L	ND	0.50	08/20/20 11:02	
1,2,4-Trichlorobenzene	ug/L	ND	2.0	08/20/20 11:02	
1,2,4-Trimethylbenzene	ug/L	ND	0.50	08/20/20 11:02	
1,2-Dibromo-3-chloropropane	ug/L	ND	1.0	08/20/20 11:02	
1,2-Dibromoethane (EDB)	ug/L	ND	0.50	08/20/20 11:02	
1,2-Dichlorobenzene	ug/L	ND	0.50	08/20/20 11:02	
1,2-Dichloroethane	ug/L	ND	0.50	08/20/20 11:02	
1,2-Dichloropropane	ug/L	ND	0.50	08/20/20 11:02	
1,3,5-Trimethylbenzene	ug/L	ND	0.50	08/20/20 11:02	
1,3-Dichlorobenzene	ug/L	ND	0.50	08/20/20 11:02	
1,3-Dichloropropane	ug/L	ND	0.50	08/20/20 11:02	
1,4-Dichlorobenzene	ug/L	ND	0.50	08/20/20 11:02	
2,2-Dichloropropane	ug/L	ND	0.50	08/20/20 11:02	
2-Chlorotoluene	ug/L	ND	0.50	08/20/20 11:02	
4-Chlorotoluene	ug/L	ND	0.50	08/20/20 11:02	
Benzene	ug/L	ND	0.50	08/20/20 11:02	
Bromobenzene	ug/L	ND	0.50	08/20/20 11:02	
Bromochloromethane	ug/L	ND	0.50	08/20/20 11:02	
Bromodichloromethane	ug/L	ND	0.50	08/20/20 11:02	
Bromoform	ug/L	ND	0.50	08/20/20 11:02	
Bromomethane	ug/L	ND	5.0	08/20/20 11:02	
Carbon tetrachloride	ug/L	ND	0.50	08/20/20 11:02	
Chlorobenzene	ug/L	ND	0.50	08/20/20 11:02	
Chloroethane	ug/L	ND	1.0	08/20/20 11:02	
Chloroform	ug/L	ND	0.50	08/20/20 11:02	
Chloromethane	ug/L	ND	1.0	08/20/20 11:02	
cis-1,2-Dichloroethene	ug/L	ND	0.50	08/20/20 11:02	
cis-1,3-Dichloropropene	ug/L	ND	0.50	08/20/20 11:02	
Dibromochloromethane	ug/L	ND	0.50	08/20/20 11:02	
Dibromomethane	ug/L	ND	0.50	08/20/20 11:02	
Dichlorodifluoromethane	ug/L	ND	0.50	08/20/20 11:02	
Diisopropyl ether	ug/L	ND	0.50	08/20/20 11:02	

Results presented on this page are in the units indicated by the "Units" column except where an alternate unit is presented to the right of the result.

REPORT OF LABORATORY ANALYSIS

This report shall not be reproduced, except in full,
without the written consent of Pace Analytical Services, LLC.

Pace Analytical Services, LLC
9800 Kincey Ave. Suite 100
Huntersville, NC 28078
(704)875-9092

QUALITY CONTROL DATA

Project: 2020-LI-2448 Incident
Pace Project No.: 92491555

METHOD BLANK: 2976854 Matrix: Water
Associated Lab Samples: 92491555001, 92491555002

Parameter	Units	Blank Result	Reporting Limit	Analyzed	Qualifiers
Ethylbenzene	ug/L	ND	0.50	08/20/20 11:02	
Hexachloro-1,3-butadiene	ug/L	ND	2.0	08/20/20 11:02	
Isopropylbenzene (Cumene)	ug/L	ND	0.50	08/20/20 11:02	
m&p-Xylene	ug/L	ND	1.0	08/20/20 11:02	
Methyl-tert-butyl ether	ug/L	ND	0.50	08/20/20 11:02	
Methylene Chloride	ug/L	ND	2.0	08/20/20 11:02	
n-Butylbenzene	ug/L	ND	0.50	08/20/20 11:02	
n-Propylbenzene	ug/L	ND	0.50	08/20/20 11:02	
Naphthalene	ug/L	ND	2.0	08/20/20 11:02	
o-Xylene	ug/L	ND	0.50	08/20/20 11:02	
sec-Butylbenzene	ug/L	ND	0.50	08/20/20 11:02	
Styrene	ug/L	ND	0.50	08/20/20 11:02	
tert-Butylbenzene	ug/L	ND	0.50	08/20/20 11:02	
Tetrachloroethene	ug/L	ND	0.50	08/20/20 11:02	
Toluene	ug/L	ND	0.50	08/20/20 11:02	
trans-1,2-Dichloroethene	ug/L	ND	0.50	08/20/20 11:02	
trans-1,3-Dichloropropene	ug/L	ND	0.50	08/20/20 11:02	
Trichloroethene	ug/L	ND	0.50	08/20/20 11:02	
Trichlorofluoromethane	ug/L	ND	1.0	08/20/20 11:02	
Vinyl chloride	ug/L	ND	1.0	08/20/20 11:02	
1,2-Dichloroethane-d4 (S)	%	85	70-130	08/20/20 11:02	
4-Bromofluorobenzene (S)	%	100	70-130	08/20/20 11:02	
Toluene-d8 (S)	%	102	70-130	08/20/20 11:02	

LABORATORY CONTROL SAMPLE: 2976855

Parameter	Units	Spike Conc.	LCS Result	LCS % Rec	% Rec Limits	Qualifiers
1,1,1,2-Tetrachloroethane	ug/L	50	51.7	103	60-140	
1,1,1-Trichloroethane	ug/L	50	49.3	99	60-140	
1,1,2,2-Tetrachloroethane	ug/L	50	52.0	104	60-140	
1,1,2-Trichloroethane	ug/L	50	52.9	106	60-140	
1,1-Dichloroethane	ug/L	50	49.2	98	60-140	
1,1-Dichloroethene	ug/L	50	48.0	96	60-140	
1,1-Dichloropropene	ug/L	50	53.3	107	60-140	
1,2,3-Trichlorobenzene	ug/L	50	45.8	92	60-140	
1,2,3-Trichloropropane	ug/L	50	50.5	101	60-140	
1,2,4-Trichlorobenzene	ug/L	50	46.9	94	60-140	
1,2,4-Trimethylbenzene	ug/L	50	49.3	99	60-140	
1,2-Dibromo-3-chloropropane	ug/L	50	52.6	105	60-140	
1,2-Dibromoethane (EDB)	ug/L	50	55.6	111	60-140	
1,2-Dichlorobenzene	ug/L	50	49.9	100	60-140	
1,2-Dichloroethane	ug/L	50	43.6	87	60-140	
1,2-Dichloropropane	ug/L	50	54.4	109	60-140	
1,3,5-Trimethylbenzene	ug/L	50	49.0	98	60-140	

Results presented on this page are in the units indicated by the "Units" column except where an alternate unit is presented to the right of the result.

REPORT OF LABORATORY ANALYSIS

This report shall not be reproduced, except in full,
without the written consent of Pace Analytical Services, LLC.

Pace Analytical Services, LLC
9800 Kincey Ave. Suite 100
Huntersville, NC 28078
(704)875-9092

QUALITY CONTROL DATA

Project: 2020-LI-2448 Incident
Pace Project No.: 92491555

LABORATORY CONTROL SAMPLE: 2976855

Parameter	Units	Spike Conc.	LCS Result	LCS % Rec	% Rec Limits	Qualifiers
1,3-Dichlorobenzene	ug/L	50	49.8	100	60-140	
1,3-Dichloropropane	ug/L	50	54.9	110	60-140	
1,4-Dichlorobenzene	ug/L	50	47.8	96	60-140	
2,2-Dichloropropane	ug/L	50	49.8	100	60-140	
2-Chlorotoluene	ug/L	50	48.6	97	60-140	
4-Chlorotoluene	ug/L	50	47.1	94	60-140	
Benzene	ug/L	50	49.7	99	60-140	
Bromobenzene	ug/L	50	47.9	96	60-140	
Bromochloromethane	ug/L	50	51.1	102	60-140	
Bromodichloromethane	ug/L	50	45.9	92	60-140	
Bromoform	ug/L	50	54.8	110	60-140	
Bromomethane	ug/L	50	44.3	89	60-140	
Carbon tetrachloride	ug/L	50	47.7	95	60-140	
Chlorobenzene	ug/L	50	48.2	96	60-140	
Chloroethane	ug/L	50	40.5	81	60-140	
Chloroform	ug/L	50	46.5	93	60-140	
Chloromethane	ug/L	50	41.3	83	60-140	
cis-1,2-Dichloroethene	ug/L	50	48.7	97	60-140	
cis-1,3-Dichloropropene	ug/L	50	57.4	115	60-140	
Dibromochloromethane	ug/L	50	55.6	111	60-140	
Dibromomethane	ug/L	50	50.0	100	60-140	
Dichlorodifluoromethane	ug/L	50	37.0	74	60-140	
Diisopropyl ether	ug/L	50	55.4	111	60-140	
Ethylbenzene	ug/L	50	47.5	95	60-140	
Hexachloro-1,3-butadiene	ug/L	50	44.1	88	60-140	
Isopropylbenzene (Cumene)	ug/L	50	48.0	96	60-140	
m&p-Xylene	ug/L	100	94.5	95	60-140	
Methyl-tert-butyl ether	ug/L	50	57.8	116	60-140	
Methylene Chloride	ug/L	50	45.1	90	60-140	
n-Butylbenzene	ug/L	50	46.7	93	60-140	
n-Propylbenzene	ug/L	50	47.4	95	60-140	
Naphthalene	ug/L	50	47.1	94	60-140	
o-Xylene	ug/L	50	48.4	97	60-140	
sec-Butylbenzene	ug/L	50	47.8	96	60-140	
Styrene	ug/L	50	51.3	103	60-140	
tert-Butylbenzene	ug/L	50	46.9	94	60-140	
Tetrachloroethene	ug/L	50	50.9	102	60-140	
Toluene	ug/L	50	46.4	93	60-140	
trans-1,2-Dichloroethene	ug/L	50	49.3	99	60-140	
trans-1,3-Dichloropropene	ug/L	50	53.4	107	60-140	
Trichloroethene	ug/L	50	51.9	104	60-140	
Trichlorofluoromethane	ug/L	50	40.0	80	60-140	
Vinyl chloride	ug/L	50	43.9	88	60-140	
1,2-Dichloroethane-d4 (S)	%			94	70-130	
4-Bromofluorobenzene (S)	%			99	70-130	
Toluene-d8 (S)	%			97	70-130	

Results presented on this page are in the units indicated by the "Units" column except where an alternate unit is presented to the right of the result.

REPORT OF LABORATORY ANALYSIS

This report shall not be reproduced, except in full,
without the written consent of Pace Analytical Services, LLC.

Pace Analytical Services, LLC
9800 Kincey Ave. Suite 100
Huntersville, NC 28078
(704)875-9092

QUALITY CONTROL DATA

Project: 2020-LI-2448 Incident
Pace Project No.: 92491555

MATRIX SPIKE & MATRIX SPIKE DUPLICATE: 2976856 2976857

Parameter	Units	92491555001 Result	MS Spike Conc.	MSD Spike Conc.	MS Result	MSD Result	MS % Rec	MSD % Rec	% Rec Limits	RPD	Qual
1,1,1,2-Tetrachloroethane	ug/L	ND	20	20	22.9	23.0	114	115	60-140	1	
1,1,1-Trichloroethane	ug/L	ND	20	20	22.6	23.3	113	116	60-140	3	
1,1,2,2-Tetrachloroethane	ug/L	ND	20	20	21.9	22.6	109	113	60-140	3	
1,1,2-Trichloroethane	ug/L	ND	20	20	22.6	23.7	113	119	60-140	5	
1,1-Dichloroethane	ug/L	ND	20	20	23.1	23.2	115	116	60-140	1	
1,1-Dichloroethene	ug/L	ND	20	20	23.7	23.3	118	117	60-140	2	
1,1-Dichloropropene	ug/L	ND	20	20	24.0	24.2	120	121	60-140	1	
1,2,3-Trichlorobenzene	ug/L	ND	20	20	21.0	20.5	105	103	60-140	2	
1,2,3-Trichloropropane	ug/L	ND	20	20	21.2	22.5	106	112	60-140	6	
1,2,4-Trichlorobenzene	ug/L	ND	20	20	21.8	21.6	109	108	60-140	1	
1,2,4-Trimethylbenzene	ug/L	ND	20	20	22.2	22.8	111	114	60-140	3	
1,2-Dibromo-3-chloropropane	ug/L	ND	20	20	22.4	23.4	112	117	60-140	4	
1,2-Dibromoethane (EDB)	ug/L	ND	20	20	23.6	24.5	118	122	60-140	3	
1,2-Dichlorobenzene	ug/L	ND	20	20	23.0	23.2	115	116	60-140	1	
1,2-Dichloroethane	ug/L	ND	20	20	20.4	19.9	102	99	60-140	3	
1,2-Dichloropropane	ug/L	ND	20	20	24.5	25.3	123	126	60-140	3	
1,3,5-Trimethylbenzene	ug/L	ND	20	20	22.6	22.5	113	112	60-140	0	
1,3-Dichlorobenzene	ug/L	ND	20	20	23.0	23.4	115	117	60-140	2	
1,3-Dichloropropane	ug/L	ND	20	20	23.5	24.5	118	122	60-140	4	
1,4-Dichlorobenzene	ug/L	ND	20	20	22.1	22.9	111	114	60-140	3	
2,2-Dichloropropane	ug/L	ND	20	20	22.8	23.0	114	115	60-140	1	
2-Chlorotoluene	ug/L	ND	20	20	23.1	23.2	116	116	60-140	0	
4-Chlorotoluene	ug/L	ND	20	20	22.6	23.0	113	115	60-140	2	
Benzene	ug/L	ND	20	20	23.2	23.5	116	117	60-140	1	
Bromobenzene	ug/L	ND	20	20	22.3	22.8	111	114	60-140	3	
Bromochloromethane	ug/L	ND	20	20	24.4	23.3	122	117	60-140	5	
Bromodichloromethane	ug/L	ND	20	20	20.3	21.2	102	106	60-140	4	
Bromoform	ug/L	ND	20	20	22.4	22.7	112	114	60-140	1	
Bromomethane	ug/L	ND	20	20	23.9	23.3	120	117	60-140	3	
Carbon tetrachloride	ug/L	ND	20	20	22.4	23.2	112	116	60-140	3	
Chlorobenzene	ug/L	ND	20	20	22.7	22.7	114	114	60-140	0	
Chloroethane	ug/L	ND	20	20	22.6	21.6	113	108	60-140	4	
Chloroform	ug/L	ND	20	20	22.4	21.9	112	109	60-140	2	
Chloromethane	ug/L	ND	20	20	20.5	20.1	102	101	60-140	2	
cis-1,2-Dichloroethene	ug/L	ND	20	20	23.3	22.8	117	114	60-140	2	
cis-1,3-Dichloropropene	ug/L	ND	20	20	23.6	25.3	118	127	60-140	7	
Dibromochloromethane	ug/L	ND	20	20	22.4	24.2	112	121	60-140	8	
Dibromomethane	ug/L	ND	20	20	23.1	24.0	116	120	60-140	4	
Dichlorodifluoromethane	ug/L	ND	20	20	19.2	18.6	96	93	60-140	3	
Diisopropyl ether	ug/L	ND	20	20	23.0	23.9	115	120	60-140	4	
Ethylbenzene	ug/L	ND	20	20	22.6	22.9	113	115	60-140	1	
Hexachloro-1,3-butadiene	ug/L	ND	20	20	20.8	21.0	104	105	60-140	1	
Isopropylbenzene (Cumene)	ug/L	ND	20	20	22.8	23.2	114	116	60-140	2	
m&p-Xylene	ug/L	ND	40	40	45.9	45.7	115	114	60-140	0	
Methyl-tert-butyl ether	ug/L	ND	20	20	22.8	23.6	114	118	60-140	3	
Methylene Chloride	ug/L	ND	20	20	21.4	21.7	107	108	60-140	1	

Results presented on this page are in the units indicated by the "Units" column except where an alternate unit is presented to the right of the result.

REPORT OF LABORATORY ANALYSIS

This report shall not be reproduced, except in full,
without the written consent of Pace Analytical Services, LLC.

Pace Analytical Services, LLC
9800 Kincey Ave. Suite 100
Huntersville, NC 28078
(704)875-9092

QUALITY CONTROL DATA

Project: 2020-LI-2448 Incident
Pace Project No.: 92491555

MATRIX SPIKE & MATRIX SPIKE DUPLICATE: 2976856 2976857

Parameter	Units	92491555001 Result	MS Spike Conc.	MSD Spike Conc.	MS Result	MSD Result	MS % Rec	MSD % Rec	% Rec Limits	RPD	Qual
n-Butylbenzene	ug/L	ND	20	20	21.3	22.3	106	111	60-140	5	
n-Propylbenzene	ug/L	ND	20	20	22.8	23.2	114	116	60-140	2	
Naphthalene	ug/L	ND	20	20	20.7	21.1	104	106	60-140	2	
o-Xylene	ug/L	ND	20	20	22.8	23.4	114	117	60-140	3	
sec-Butylbenzene	ug/L	ND	20	20	22.8	23.3	114	116	60-140	2	
Styrene	ug/L	ND	20	20	24.1	24.3	120	121	60-140	1	
tert-Butylbenzene	ug/L	ND	20	20	19.8	20.3	99	101	60-140	2	
Tetrachloroethene	ug/L	ND	20	20	23.4	23.8	117	119	60-140	2	
Toluene	ug/L	ND	20	20	21.8	22.8	109	114	60-140	4	
trans-1,2-Dichloroethene	ug/L	ND	20	20	23.6	23.2	118	116	60-140	2	
trans-1,3-Dichloropropene	ug/L	ND	20	20	22.3	24.2	111	121	60-140	8	
Trichloroethene	ug/L	ND	20	20	24.1	24.6	120	123	60-140	2	
Trichlorofluoromethane	ug/L	ND	20	20	19.4	20.7	97	104	60-140	6	
Vinyl chloride	ug/L	ND	20	20	22.1	21.2	110	106	60-140	4	
1,2-Dichloroethane-d4 (S)	%						97	95	70-130		
4-Bromofluorobenzene (S)	%						99	99	70-130		
Toluene-d8 (S)	%						96	99	70-130		

Results presented on this page are in the units indicated by the "Units" column except where an alternate unit is presented to the right of the result.

REPORT OF LABORATORY ANALYSIS

This report shall not be reproduced, except in full,
without the written consent of Pace Analytical Services, LLC.

Pace Analytical Services, LLC
9800 Kincey Ave. Suite 100
Huntersville, NC 28078
(704)875-9092

QUALIFIERS

Project: 2020-LI-2448 Incident
Pace Project No.: 92491555

DEFINITIONS

DF - Dilution Factor, if reported, represents the factor applied to the reported data due to dilution of the sample aliquot.

ND - Not Detected at or above adjusted reporting limit.

TNTC - Too Numerous To Count

J - Estimated concentration above the adjusted method detection limit and below the adjusted reporting limit.

MDL - Adjusted Method Detection Limit.

PQL - Practical Quantitation Limit.

RL - Reporting Limit - The lowest concentration value that meets project requirements for quantitative data with known precision and bias for a specific analyte in a specific matrix.

S - Surrogate

1,2-Diphenylhydrazine decomposes to and cannot be separated from Azobenzene using Method 8270. The result for each analyte is a combined concentration.

Consistent with EPA guidelines, unrounded data are displayed and have been used to calculate % recovery and RPD values.

LCS(D) - Laboratory Control Sample (Duplicate)

MS(D) - Matrix Spike (Duplicate)

DUP - Sample Duplicate

RPD - Relative Percent Difference

NC - Not Calculable.

SG - Silica Gel - Clean-Up

U - Indicates the compound was analyzed for, but not detected.

Acid preservation may not be appropriate for 2 Chloroethylvinyl ether.

A separate vial preserved to a pH of 4-5 is recommended in SW846 Chapter 4 for the analysis of Acrolein and Acrylonitrile by EPA Method 8260.

N-Nitrosodiphenylamine decomposes and cannot be separated from Diphenylamine using Method 8270. The result reported for each analyte is a combined concentration.

Pace Analytical is TNI accredited. Contact your Pace PM for the current list of accredited analytes.

TNI - The NELAC Institute.

This report shall not be reproduced, except in full,
without the written consent of Pace Analytical Services, LLC.

Pace Analytical Services, LLC
9800 Kincey Ave. Suite 100
Huntersville, NC 28078
(704)875-9092

QUALITY CONTROL DATA CROSS REFERENCE TABLE

Project: 2020-LI-2448 Incident
Pace Project No.: 92491555

Lab ID	Sample ID	QC Batch Method	QC Batch	Analytical Method	Analytical Batch
92491555001	**14015_ASBURY_CHAPEL**	EPA 3010A	561149	EPA 6010D	561166
92491555001	**14015_ASBURY_CHAPEL**	SM 6200B	561195		
92491555002	**TRIP_BLANK**	SM 6200B	561195		

This report shall not be reproduced, except in full,
without the written consent of Pace Analytical Services, LLC.

CHAIN-OF-CUSTODY Analytical Request Document

Pace Analytical®

Chain-of-Custody is a LEGAL DOCUMENT - Complete all relevent fields

WO# : 92491555

92491555

LAB USE ONLY

r Number or

Y

Cont

Company: Apex Companies LLC	Billing Information:
Address:	
Report To: Andrew Street	Email To: Andrew.Street@apexcos.com
Copy To:	Site Collection Info/Address: 14015 Asbury Chapel Rd
Customer Project Name/Number: 2020-LI-2448 Incident	State: NC County/City: Huntersville Time Zone Collected: [ ] PT [ ] MT [ ] CT [✓] ET
Phone: Email:	Site/Facility ID #:
Collected By (print): Gordon O'Toole	Purchase Order #: Quote #:
Collected By (signature):	Turnaround Date Required: ASAP
Sample Disposal: [ ] Dispose as appropriate [ ] Return [ ] Archive: [ ] Hold:	Rush: [✓] Same Day [✓] Next Day [ ] 2 Day [ ] 3 Day [ ] 4 Day [ ] 5 Day (Expedite Charges Apply)

Compliance Monitoring? [ ] Yes [ ] No

DW PWS ID #: DW Location Code:

Immediately Packed on Ice: [✓] Yes [ ] No

Field Filtered (if applicable): [ ] Yes [ ] No

Analysis: _____

* Matrix Codes (Insert in Matrix box below): Drinking Water (DW), Ground Water (GW), Wastewater (WW), Product (P), Soil/Solid (SL), Oil (OL), Wipe (WP), Air (AR), Tissue (TS), Bioassay (B), Vapor (V), Other (OT)

** Preservative Types: (1) nitric acid, (2) sulfuric acid, (3) hydrochloric acid, (4) sodium hydroxide, (5) zinc acetate, (6) methanol, (7) sodium bisulfate, (8) sodium thiosulfate, (9) hexane, (A) ascorbic acid, (B) ammonium sulfate, (C) ammonium hydroxide, (D) TSP, (U) Unpreserved, (O) Other _____

Customer Sample ID	Matrix *	Comp / Grab	Collected (or Composite Start) Date	Collected (or Composite Start) Time	Composite End Date	Composite End Time	Res Cl	# of Ctns	Analyses: VOC's SM 6200 B	MADEP VPH	Lead	Lab Sample # / Comments
14015 Asbury Chapel	DW	G	8-18-20	20:05				8	X	X	X	92491555 COC-TB

Lab Profile/Line:

Lab Sample Receipt Checklist:

Custody Seals Present/Intact	Y	N	NA
Custody Signatures Present	Y	N	NA
Collector Signature Present	Y	N	NA
Bottles Intact	Y	N	NA
Correct Bottles	Y	N	NA
Sufficient Volume	Y	N	NA
Samples Received on Ice	Y	N	NA
VOA - Headspace Acceptable	Y	N	NA
USDA Regulated Soils	Y	N	NA
Samples in Holding Time	Y	N	NA
Residual Chlorine Present	Y	N	NA
Cl Strips: _____			
Sample pH Acceptable	Y	N	NA
pH Strips: _____			
Sulfide Present	Y	N	NA
Lead Acetate Strips: _____			

LAB USE ONLY:

Customer Remarks / Special Conditions / Possible Hazards:

Type of Ice Used: Wet Blue Dry None

Packing Material Used: Zi/Plas

Radchem sample(s) screened (<500 cpm): Y N NA

SHORT HOLDS PRESENT (<72 hours): Y N N/A

Lab Tracking #: 2538677

Samples received via: FEDEX UPS Client Courier Pace Courier

Lab Sample Temperature Info:

Temp Blank Received: Y N NA

Therm ID#: 92T061

Cooler 1 Temp Upon Receipt: 4.5 oC

Cooler 1 Therm Corr. Factor: 0 oC

Cooler 1 Corrected Temp: 4.5 oC

Comments:

Relinquished by/Company: (Signature)	Date/Time: 8-19-18/1515	Received by/Company: (Signature)	Date/Time: 8/19/20
Relinquished by/Company: (Signature)	Date/Time: 8/19/20 1330	Received by/Company: (Signature) PACE HVL	Date/Time: 8/19/20 13:30
Relinquished by/Company: (Signature)	Date/Time:	Received by/Company: (Signature)	Date/Time:

MTJL LAB USE ONLY

Table #:

Acctnum:

Template:

Prelogin:

PM:

PB:

Trip Blank Received: Y N NA

HCL MeOH TSP Other

Non Conformance(s): YES / NO

Page: _____ of: _____

Report of Analysis

Pace Analytical Services, Inc.
9800 Kincey Avenue
Suite 100
Huntersville, NC 28078
Attention: Angela M. Baioni

Project Name: 2020-L1-2448 INCIDENT

Project Number: 92491555

Lot Number:**VH20001**

Date Completed:08/20/2020

08/20/2020 4:50 PM
Approved and released by:
Project Manager II: **Cathy S. Dover**

The electronic signature above is the equivalent of a handwritten signature.
This report shall not be reproduced, except in its entirety, without the written approval of Pace Analytical Services, LLC.

Case Narrative
Pace Analytical Services, Inc.
Lot Number: VH20001

This Report of Analysis contains the analytical result(s) for the sample(s) listed on the Sample Summary following this Case Narrative. The sample receiving date is documented in the header information associated with each sample.

All results listed in this report relate only to the samples that are contained within this report.

Sample receipt, sample analysis, and data review have been performed in accordance with the most current approved NELAC standards, the Pace Analytical Services, LLC ("Pace") Quality Assurance Management Plan (QAMP), standard operating procedures (SOPs), and Pace policies. Any exceptions to the NELAC standards, the QAMP, SOPs or policies are qualified on the results page or discussed below.

If you have any questions regarding this report please contact the Pace Project Manager listed on the cover page.

Sample Summary

Pace Analytical Services, Inc.

Lot Number: VH20001

Project Name: 2020-L1-2448 INCIDENT

Project Number: 92491555

Sample Number	Sample ID	Matrix	Date Sampled	Date Received
001	14015 ASBURY CHAPEL	Aqueous	08/18/2020 2005	08/20/2020
002	TRIP BLANK	Aqueous	08/18/2020	08/20/2020

(2 samples)

Detection Summary

Pace Analytical Services, Inc.

Lot Number: VH20001

Project Name: 2020-L1-2448 INCIDENT

Project Number: 92491555

Sample	Sample ID	Matrix	Parameter	Method	Result	Q	Units	Page

(0 detections)

MADEP VPH (aliphatics)

Client: Pace Analytical Services, Inc. | Laboratory ID: VH20001-001

Description: 14015 ASBURY CHAPEL | Matrix: Aqueous

Date Sampled: 08/18/2020 2005 | Project Name: 2020-L1-2448 INCIDENT

Date Received: 08/20/2020 | Project Number: 92491555

Run	Prep Method	Analytical Method	Dilution	Analysis Date	Analyst	Prep Date	Batch
1	VPH	MADEP-VPH-18-2.1	1	08/20/2020 1339	ECB		64210

Parameter	CAS Number	Analytical Method	Result	Q	LOQ	Units	Run
C5 - C8 Aliphatics		MADEP-VPH-18-	ND		75	ug/L	1
C9 - C12 Aliphatics		MADEP-VPH-18-	ND		75	ug/L	1

Surrogate	Q	Run 1 % Recovery	Acceptance Limits
2,5-Dibromotoluene (FID)		100	70-130

LOQ = Limit of Quantitation
ND = Not detected at or above the LOQ
H = Out of holding time
B = Detected in the method blank
N = Recovery is out of criteria
W = Reported on wet weight basis
E = Quantitation of compound exceeded the calibration range
P = The RPD between two GC columns exceeds 40%

Pace Analytical Services, LLC *(formerly Shealy Environmental Services, Inc.)*
106 Vantage Point Drive West Columbia, SC 29172 (803) 791-9700 Fax (803) 791-9111 www.pacelabs.com

MADEP VPH (aromatics)

Client: Pace Analytical Services, Inc. | Laboratory ID: VH20001-001

Description: 14015 ASBURY CHAPEL | Matrix: Aqueous

Date Sampled: 08/18/2020 2005 | Project Name: 2020-L1-2448 INCIDENT

Date Received: 08/20/2020 | Project Number: 92491555

Run	Prep Method	Analytical Method	Dilution	Analysis Date	Analyst	Prep Date	Batch
1	VPH	MADEP-VPH-18-2.1	1	08/20/2020 1339	ECB		64211

Parameter	CAS Number	Analytical Method	Result	Q	LOQ	Units	Run
C9 - C10 Aromatics		MADEP-VPH-18-	ND		25	ug/L	1

Surrogate	Q	Run 1 % Recovery	Acceptance Limits
2,5-Dibromotoluene (PID)		98	70-130

LOQ = Limit of Quantitation
ND = Not detected at or above the LOQ
H = Out of holding time
B = Detected in the method blank
N = Recovery is out of criteria
W = Reported on wet weight basis
E = Quantitation of compound exceeded the calibration range
P = The RPD between two GC columns exceeds 40%

Pace Analytical Services, LLC *(formerly Shealy Environmental Services, Inc.)*
106 Vantage Point Drive West Columbia, SC 29172 (803) 791-9700 Fax (803) 791-9111 www.pacelabs.com

MADEP VPH (aliphatics)

Client: Pace Analytical Services, Inc.			Laboratory ID: VH20001-002
Description: TRIP BLANK			Matrix: Aqueous
Date Sampled: 08/18/2020	Project Name: 2020-L1-2448 INCIDENT		
Date Received: 08/20/2020	Project Number: 92491555		

Run	Prep Method	Analytical Method	Dilution	Analysis Date	Analyst	Prep Date	Batch
1	VPH	MADEP-VPH-18-2.1	1	08/20/2020 1311	ECB		64210

Parameter	CAS Number	Analytical Method	Result	Q	LOQ	Units	Run
C5 - C8 Aliphatics		MADEP-VPH-18-	ND		75	ug/L	1
C9 - C12 Aliphatics		MADEP-VPH-18-	ND		75	ug/L	1

Surrogate	Q	Run 1 % Recovery	Acceptance Limits
2,5-Dibromotoluene (FID)		97	70-130

LOQ = Limit of Quantitation	B = Detected in the method blank	E = Quantitation of compound exceeded the calibration range
ND = Not detected at or above the LOQ	N = Recovery is out of criteria	P = The RPD between two GC columns exceeds 40%
H = Out of holding time	W = Reported on wet weight basis	

Pace Analytical Services, LLC *(formerly Shealy Environmental Services, Inc.)*
106 Vantage Point Drive West Columbia, SC 29172 (803) 791-9700 Fax (803) 791-9111 www.pacelabs.com

MADEP VPH (aromatics)

Client: Pace Analytical Services, Inc.			Laboratory ID: VH20001-002
Description: TRIP BLANK			Matrix: Aqueous
Date Sampled: 08/18/2020	Project Name: 2020-L1-2448 INCIDENT		
Date Received: 08/20/2020	Project Number: 92491555		

Run	Prep Method	Analytical Method	Dilution	Analysis Date	Analyst	Prep Date	Batch
1	VPH	MADEP-VPH-18-2.1	1	08/20/2020 1311	ECB		64211

Parameter	CAS Number	Analytical Method	Result	Q	LOQ	Units	Run
C9 - C10 Aromatics		MADEP-VPH-18-	ND		25	ug/L	1

Surrogate	Q	Run 1 % Recovery	Acceptance Limits
2,5-Dibromotoluene (PID)		96	70-130

LOQ = Limit of Quantitation	B = Detected in the method blank	E = Quantitation of compound exceeded the calibration range
ND = Not detected at or above the LOQ	N = Recovery is out of criteria	P = The RPD between two GC columns exceeds 40%
H = Out of holding time	W = Reported on wet weight basis	

Pace Analytical Services, LLC *(formerly Shealy Environmental Services, Inc.)*
106 Vantage Point Drive West Columbia, SC 29172 (803) 791-9700 Fax (803) 791-9111 www.pacelabs.com

QC Summary

MADEP VPH (aliphatics) - MB

Sample ID: VQ64210-001
Batch: 64210
Analytical Method: MADEP-VPH-18-2.1

Matrix: Aqueous
Prep Method: VPH

Parameter	Result	Q	Dil	LOQ	Units	Analysis Date
C5 - C8 Aliphatics	ND		1	75	ug/L	08/20/2020 1136
C9 - C12 Aliphatics	ND		1	75	ug/L	08/20/2020 1136

Surrogate	Q	% Rec	Acceptance Limit
2,5-Dibromotoluene (FID)		98	70-130

LOQ = Limit of Quantitation
DL = Detection Limit
LOD = Limit of Detection

P = The RPD between two GC columns exceeds 40%
J = Estimated result < LOQ and ≥ DL
ND = Not detected at or above the LOQ

N = Recovery is out of criteria
+ = RPD is out of criteria

Note: Calculations are performed before rounding to avoid round-off errors in calculated results

MADEP VPH (aliphatics) - LCS

Sample ID: VQ64210-002
Batch: 64210
Analytical Method: MADEP-VPH-18-2.1

Matrix: Aqueous
Prep Method: VPH

Parameter	Spike Amount (ug/L)	Result (ug/L)	Q	Dil	% Rec	% Rec Limit	Analysis Date
C5 - C8 Aliphatics	150	130		1	89	70-130	08/20/2020 1039
C9 - C12 Aliphatics	180	150		1	85	70-130	08/20/2020 1039

Surrogate	Q	% Rec	Acceptance Limit
2,5-Dibromotoluene (FID)		84	70-130

LOQ = Limit of Quantitation
DL = Detection Limit
LOD = Limit of Detection

P = The RPD between two GC columns exceeds 40%
J = Estimated result < LOQ and ≥ DL
ND = Not detected at or above the LOQ

N = Recovery is out of criteria
+ = RPD is out of criteria

Note: Calculations are performed before rounding to avoid round-off errors in calculated results

MADEP VPH (aliphatics) - LCSD

Sample ID: VQ64210-003
Batch: 64210
Analytical Method: MADEP-VPH-18-2.1

Matrix: Aqueous
Prep Method: VPH

Parameter	Spike Amount (ug/L)	Result (ug/L)	Q	Dil	% Rec	% RPD	% Rec Limit	% RPD Limit	Analysis Date
C5 - C8 Aliphatics	150	130		1	88	1.5	70-130	25	08/20/2020 1107
C9 - C12 Aliphatics	180	150		1	86	0.94	70-130	25	08/20/2020 1107

Surrogate	Q	% Rec	Acceptance Limit
2,5-Dibromotoluene (FID)		89	70-130

LOQ = Limit of Quantitation
DL = Detection Limit
LOD = Limit of Detection

P = The RPD between two GC columns exceeds 40%
J = Estimated result < LOQ and ≥ DL
ND = Not detected at or above the LOQ

N = Recovery is out of criteria
+ = RPD is out of criteria

Note: Calculations are performed before rounding to avoid round-off errors in calculated results

MADEP VPH (aromatics) - MB

Sample ID: VQ64211-001
Batch: 64211
Analytical Method: MADEP-VPH-18-2.1

Matrix: Aqueous
Prep Method: VPH

Parameter	Result	Q	Dil	LOQ	Units	Analysis Date
C9 - C10 Aromatics	ND		1	25	ug/L	08/20/2020 1136

Surrogate	Q	% Rec	Acceptance Limit
2,5-Dibromotoluene (PID)		97	70-130

LOQ = Limit of Quantitation
DL = Detection Limit
LOD = Limit of Detection

P = The RPD between two GC columns exceeds 40%
J = Estimated result < LOQ and ≥ DL
ND = Not detected at or above the LOQ

N = Recovery is out of criteria
+ = RPD is out of criteria

Note: Calculations are performed before rounding to avoid round-off errors in calculated results

MADEP VPH (aromatics) - LCS

Sample ID: VQ64211-002
Batch: 64211
Analytical Method: MADEP-VPH-18-2.1

Matrix: Aqueous
Prep Method: VPH

Parameter	Spike Amount (ug/L)	Result (ug/L)	Q	Dil	% Rec	% Rec Limit	Analysis Date
C9 - C10 Aromatics	25	23		1	90	70-130	08/20/2020 1039

Surrogate	Q	% Rec	Acceptance Limit
2,5-Dibromotoluene (PID)		83	70-130

LOQ = Limit of Quantitation
DL = Detection Limit
LOD = Limit of Detection

P = The RPD between two GC columns exceeds 40%
J = Estimated result < LOQ and ≥ DL
ND = Not detected at or above the LOQ

N = Recovery is out of criteria
+ = RPD is out of criteria

Note: Calculations are performed before rounding to avoid round-off errors in calculated results

MADEP VPH (aromatics) - LCSD

Sample ID: VQ64211-003
Batch: 64211
Analytical Method: MADEP-VPH-18-2.1

Matrix: Aqueous
Prep Method: VPH

Parameter	Spike Amount (ug/L)	Result (ug/L)	Q	Dil	% Rec	% RPD	% Rec Limit	% RPD Limit	Analysis Date
C9 - C10 Aromatics	25	23		1	92	2.6	70-130	25	08/20/2020 1107

Surrogate	Q	% Rec	Acceptance Limit
2,5-Dibromotoluene (PID)		87	70-130

LOQ = Limit of Quantitation
DL = Detection Limit
LOD = Limit of Detection

P = The RPD between two GC columns exceeds 40%
J = Estimated result < LOQ and ≥ DL
ND = Not detected at or above the LOQ

N = Recovery is out of criteria
+ = RPD is out of criteria

Note: Calculations are performed before rounding to avoid round-off errors in calculated results

Chain of Custody

and

Miscellaneous Documents

Internal Transfer Chain of Custody

☐ Samples Pre-Logged into eCOC.

State Of Origin: NC
Cert. Needed: ☑ Yes ☐ No

Pace Analytical
www.pacelabs.com

Workorder: 92491555 **Workorder Name:** 2020-LI-2448 INCIDENT **Owner Received Date:** 8/19/2020 **Results Requested By:** 8/20/2020

Report To	Subcontract To
Angela Baioni Pace Analytical Charlotte 9800 Kincey Ave. Suite 100 Huntersville, NC 28078 Phone (704)875-9092	Pace Analytical West Columbia 106 Vantage Point Drive West Columbia, SC 29172 Phone (803)791-9700

Requested Analysis

VH20001

Item	Sample ID	Sample Type	Collect Date/Time	Lab ID	Matrix	Preserved Containers: HCL	NC VPH (same day)	LAB USE ONLY
1	14015 ASBURY CHAPEL	PS	8/18/2020 20:05	92491555001	Water	3	X	
2	TRIP BLANK	PS	8/18/2020 00:00	92491555002	Water	1	X	
3								
4								
5								

Transfers	Released By	Date/Time	Received By	Date/Time
1	MDG Pace HVL 8/19/20	18:00		
2				
3				8/19/2020 0800

Comments: RUSH

Cooler Temperature on Receipt 5.6 °C | Custody Seal Y or (N) | Received on Ice (Y) or N | Samples Intact (Y) or N

****In order to maintain client confidentiality, location/name of the sampling site, sampler's name and signature may not be provided on this COC document. This chain of custody is considered complete as is since this information is available in the owner laboratory.*

Pace Analytical Services, LLC (formerly Shealy Environmental Services, Inc.)
106 Vantage Point Drive West Columbia, SC 29172 (803) 791-9700 Fax (803) 791-9111 www.pacelabs.com

PACE ANALYTICAL SERVICES, LLC

Shealy Environmental Services, Inc.
Document Number: ME0018C-14

Page 1 of 1
Effective Date: 8/2/2018

Sample Receipt Checklist (SRC)

Client: PACE Cooler Inspected by/date: JSH / 08/20/2020 Lot #: VH20001

Means of receipt: ☐ SESI ☑ Client ☐ UPS ☐ FedEx ☐ Other:

☐ Yes	☑ No		1. Were custody seals present on the cooler?
☐ Yes	☐ No	☑ NA	2. If custody seals were present, were they intact and unbroken?

pH Strip ID: NA Chlorine Strip ID: NA Tested by: NA

Original temperature upon receipt / Derived (Corrected) temperature upon receipt %Solid Snap-Cup ID: NA

5.6 / 5.6 °C NA / NA °C NA / NA °C NA / NA °C

Method: ☐ Temperature Blank ☑ Against Bottles IR Gun ID: 5 IR Gun Correction Factor: 0 °C

Method of coolant: ☑ Wet Ice ☐ Ice Packs ☐ Dry Ice ☐ None

☐ Yes	☐ No	☑ NA	3. If temperature of any cooler exceeded 6.0°C, was Project Manager Notified? PM was Notified by: phone / email / face-to-face (circle one).
☐ Yes	☐ No	☑ NA	4. Is the commercial courier's packing slip attached to this form?
☐ Yes	☑ No		5. Were proper custody procedures (relinquished/received) followed?
☑ Yes	☐ No		6. Were sample IDs listed on the COC?
☑ Yes	☐ No		7. Were sample IDs listed on all sample containers?
☑ Yes	☐ No		8. Was collection date & time listed on the COC?
☑ Yes	☐ No		9. Was collection date & time listed on all sample containers?
☑ Yes	☐ No		10. Did all container label information (ID, date, time) agree with the COC?
☑ Yes	☐ No		11. Were tests to be performed listed on the COC?
☑ Yes	☐ No		12. Did all samples arrive in the proper containers for each test and/or in good condition (unbroken, lids on, etc.)?
☑ Yes	☐ No		13. Was adequate sample volume available?
☑ Yes	☐ No		14. Were all samples received within ½ the holding time or 48 hours, whichever comes first?
☐ Yes	☑ No		15. Were any samples containers missing/excess (circle one) samples Not listed on COC?
☐ Yes	☑ No	☐ NA	16. For VOA and RSK-175 samples, were bubbles present >"pea-size" (¼"or 6mm in diameter) in any of the VOA vials?
☐ Yes	☐ No	☑ NA	17. Were all DRO/metals/nutrient samples received at a pH of < 2?
☐ Yes	☐ No	☑ NA	18. Were all cyanide samples received at a pH > 12 and sulfide samples received at a pH > 9?
☐ Yes	☐ No	☑ NA	19. Were all applicable NH_3/TKN/cyanide/phenol/625 (< 0.5mg/L) samples free of residual chlorine?
☐ Yes	☐ No	☑ NA	20. Were client remarks/requests (i.e. requested dilutions, MS/MSD designations, etc…) correctly transcribed from the COC into the comment section in LIMS?
☐ Yes	☑ No		21. Was the quote number listed on the container label? If yes, Quote # NA

Sample Preservation (Must be completed for any sample(s) incorrectly preserved or with headspace.)

Sample(s) NA were received incorrectly preserved and were adjusted accordingly in sample receiving with NA mL of circle one: H2SO4, HNO3, HCl, NaOH using SR # NA.
Time of preservation NA. If more than one preservative is needed, please note in the comments below.

Sample(s) NA were received with bubbles >6 mm in diameter.

Samples(s) NA were received with TRC > 0.5 mg/L (If #19 is *no*) and were adjusted accordingly in sample receiving with sodium thiosulfate ($Na_2S_2O_3$) with Shealy ID: NA.

SR barcode labels applied by: JSH Date: 08/20/2020

Comments:

Pace Analytical Services, LLC
9800 Kincey Ave. Suite 100
Huntersville, NC 28078
(704)875-9092

August 25, 2020

Andrew Street
Apex Companies - NC
5900 Northwoods Business Pkwy
Suite 5900-0
Charlotte, NC 28269

RE: Project: 2020-L1-2448 (8/21)
Pace Project No.: 92492029

Dear Andrew Street:

Enclosed are the analytical results for sample(s) received by the laboratory on August 22, 2020. The results relate only to the samples included in this report. Results reported herein conform to the applicable TNI/NELAC Standards and the laboratory's Quality Manual, where applicable, unless otherwise noted in the body of the report.

The test results provided in this final report were generated by each of the following laboratories within the Pace Network:

- Pace Analytical Services - Asheville
- Pace Analytical Services - Charlotte

If you have any questions concerning this report, please feel free to contact me.

Sincerely,

Angela M. Baioni

Angela Baioni
angela.baioni@pacelabs.com
(704)875-9092
Project Manager

Enclosures

cc: Stanley Carpenter, Colonial Pipeline
J Culbreath, Colonial Pipeline Company
Robert Hughes, Colonial Pipeline
Margaret King, APEX Companies, LLC
Emily Little, Apex Companies
Jeff Morrison, Colonial Pipeline Company
Tom Naumann, APEX Companies - NC
Joe Nicolette, Montrose-EPS
Christopher Schultz, Apex Companies
Robert A. Shenk, Colonial Pipeline Company
J Tate, Colonial Pipeline Company
Alex Testoff, Montrose-EPS
JM Wyatt, Colonial Pipeline Company

REPORT OF LABORATORY ANALYSIS

This report shall not be reproduced, except in full,
without the written consent of Pace Analytical Services, LLC.

Pace Analytical Services, LLC
9800 Kincey Ave. Suite 100
Huntersville, NC 28078
(704)875-9092

CERTIFICATIONS

Project: 2020-L1-2448 (8/21)
Pace Project No.: 92492029

Pace Analytical Services Charlotte
9800 Kincey Ave. Ste 100, Huntersville, NC 28078
Louisiana/NELAP Certification # LA170028
North Carolina Drinking Water Certification #: 37706
North Carolina Field Services Certification #: 5342
North Carolina Wastewater Certification #: 12
South Carolina Certification #: 99006001
Florida/NELAP Certification #: E87627
Kentucky UST Certification #: 84
Virginia/VELAP Certification #: 460221

Pace Analytical Services Asheville
2225 Riverside Drive, Asheville, NC 28804
Florida/NELAP Certification #: E87648
Massachusetts Certification #: M-NC030
North Carolina Drinking Water Certification #: 37712
North Carolina Wastewater Certification #: 40
South Carolina Certification #: 99030001
Virginia/VELAP Certification #: 460222

REPORT OF LABORATORY ANALYSIS

This report shall not be reproduced, except in full,
without the written consent of Pace Analytical Services, LLC.

Pace Analytical Services, LLC
9800 Kincey Ave. Suite 100
Huntersville, NC 28078
(704)875-9092

SAMPLE ANALYTE COUNT

Project: 2020-L1-2448 (8/21)
Pace Project No.: 92492029

Lab ID	Sample ID	Method	Analysts	Analytes Reported	Laboratory
92492029001	**13926A_HC_Rd**	EPA 6010D	KQ	1	PASI-A
		SM 6200B	NSCQ	4	PASI-C

PASI-A = Pace Analytical Services - Asheville
PASI-C = Pace Analytical Services - Charlotte

REPORT OF LABORATORY ANALYSIS

This report shall not be reproduced, except in full,
without the written consent of Pace Analytical Services, LLC.

Pace Analytical Services, LLC
9800 Kincey Ave. Suite 100
Huntersville, NC 28078
(704)875-9092

ANALYTICAL RESULTS

Project: 2020-L1-2448 (8/21)
Pace Project No.: 92492029

Sample: 13926A_HC_Rd **Lab ID: 92492029001** Collected: 08/21/20 17:10 Received: 08/22/20 09:18 Matrix: Water

Parameters	Results	Units	Report Limit	DF	Prepared	Analyzed	CAS No.	Qual
6010 MET ICP	Analytical Method: EPA 6010D Preparation Method: EPA 3010A Pace Analytical Services - Asheville							
Lead	ND	ug/L	5.0	1	08/25/20 01:23	08/25/20 14:22	7439-92-1	
6200B MSV	Analytical Method: SM 6200B Pace Analytical Services - Charlotte							
Chloroform	ND	ug/L	0.50	1		08/22/20 11:11	67-66-3	
Surrogates								
1,2-Dichloroethane-d4 (S)	93	%	70-130	1		08/22/20 11:11	17060-07-0	
4-Bromofluorobenzene (S)	101	%	70-130	1		08/22/20 11:11	460-00-4	
Toluene-d8 (S)	104	%	70-130	1		08/22/20 11:11	2037-26-5	

REPORT OF LABORATORY ANALYSIS

This report shall not be reproduced, except in full,
without the written consent of Pace Analytical Services, LLC.

Pace Analytical Services, LLC
9800 Kincey Ave. Suite 100
Huntersville, NC 28078
(704)875-9092

QUALITY CONTROL DATA

Project: 2020-L1-2448 (8/21)
Pace Project No.: 92492029

QC Batch: 562105
QC Batch Method: EPA 3010A
Analysis Method: EPA 6010D
Analysis Description: 6010 MET
Laboratory: Pace Analytical Services - Asheville
Associated Lab Samples: 92492029001

METHOD BLANK: 2981329 Matrix: Water
Associated Lab Samples: 92492029001

Parameter	Units	Blank Result	Reporting Limit	Analyzed	Qualifiers
Lead	ug/L	ND	5.0	08/25/20 14:15	

LABORATORY CONTROL SAMPLE: 2981330

Parameter	Units	Spike Conc.	LCS Result	LCS % Rec	% Rec Limits	Qualifiers
Lead	ug/L	500	468	94	80-120	

MATRIX SPIKE & MATRIX SPIKE DUPLICATE: 2981331 2981332

Parameter	Units	92492029001 Result	MS Spike Conc.	MSD Spike Conc.	MS Result	MSD Result	MS % Rec	MSD % Rec	% Rec Limits	RPD	Qual
Lead	ug/L	ND	500	500	505	517	101	103	75-125	2	

Results presented on this page are in the units indicated by the "Units" column except where an alternate unit is presented to the right of the result.

REPORT OF LABORATORY ANALYSIS

This report shall not be reproduced, except in full,
without the written consent of Pace Analytical Services, LLC.

Pace Analytical Services, LLC
9800 Kincey Ave. Suite 100
Huntersville, NC 28078
(704)875-9092

QUALITY CONTROL DATA

Project: 2020-L1-2448 (8/21)
Pace Project No.: 92492029

QC Batch: 561766
QC Batch Method: SM 6200B
Analysis Method: SM 6200B
Analysis Description: 6200B MSV
Laboratory: Pace Analytical Services - Charlotte
Associated Lab Samples: 92492029001

METHOD BLANK: 2979671 Matrix: Water
Associated Lab Samples: 92492029001

Parameter	Units	Blank Result	Reporting Limit	Analyzed	Qualifiers
Chloroform	ug/L	ND	0.50	08/22/20 04:15	
1,2-Dichloroethane-d4 (S)	%	94	70-130	08/22/20 04:15	
4-Bromofluorobenzene (S)	%	103	70-130	08/22/20 04:15	
Toluene-d8 (S)	%	105	70-130	08/22/20 04:15	

LABORATORY CONTROL SAMPLE: 2979672

Parameter	Units	Spike Conc.	LCS Result	LCS % Rec	% Rec Limits	Qualifiers
Chloroform	ug/L	50	55.9	112	60-140	
1,2-Dichloroethane-d4 (S)	%			103	70-130	
4-Bromofluorobenzene (S)	%			97	70-130	
Toluene-d8 (S)	%			97	70-130	

MATRIX SPIKE & MATRIX SPIKE DUPLICATE: 2979673 2979674

Parameter	Units	92492031001 Result	MS Spike Conc.	MSD Spike Conc.	MS Result	MSD Result	MS % Rec	MSD % Rec	% Rec Limits	RPD	Qual
Chloroform	ug/L	ND	20	20	24.0	24.2	119	119	60-140	1	
1,2-Dichloroethane-d4 (S)	%						104	101	70-130		
4-Bromofluorobenzene (S)	%						100	101	70-130		
Toluene-d8 (S)	%						97	97	70-130		

Results presented on this page are in the units indicated by the "Units" column except where an alternate unit is presented to the right of the result.

REPORT OF LABORATORY ANALYSIS

This report shall not be reproduced, except in full,
without the written consent of Pace Analytical Services, LLC.

Pace Analytical Services, LLC
9800 Kincey Ave. Suite 100
Huntersville, NC 28078
(704)875-9092

QUALIFIERS

Project: 2020-L1-2448 (8/21)
Pace Project No.: 92492029

DEFINITIONS

DF - Dilution Factor, if reported, represents the factor applied to the reported data due to dilution of the sample aliquot.

ND - Not Detected at or above adjusted reporting limit.

TNTC - Too Numerous To Count

J - Estimated concentration above the adjusted method detection limit and below the adjusted reporting limit.

MDL - Adjusted Method Detection Limit.

PQL - Practical Quantitation Limit.

RL - Reporting Limit - The lowest concentration value that meets project requirements for quantitative data with known precision and bias for a specific analyte in a specific matrix.

S - Surrogate

1,2-Diphenylhydrazine decomposes to and cannot be separated from Azobenzene using Method 8270. The result for each analyte is a combined concentration.

Consistent with EPA guidelines, unrounded data are displayed and have been used to calculate % recovery and RPD values.

LCS(D) - Laboratory Control Sample (Duplicate)

MS(D) - Matrix Spike (Duplicate)

DUP - Sample Duplicate

RPD - Relative Percent Difference

NC - Not Calculable.

SG - Silica Gel - Clean-Up

U - Indicates the compound was analyzed for, but not detected.

Acid preservation may not be appropriate for 2 Chloroethylvinyl ether.

A separate vial preserved to a pH of 4-5 is recommended in SW846 Chapter 4 for the analysis of Acrolein and Acrylonitrile by EPA Method 8260.

N-Nitrosodiphenylamine decomposes and cannot be separated from Diphenylamine using Method 8270. The result reported for each analyte is a combined concentration.

Pace Analytical is TNI accredited. Contact your Pace PM for the current list of accredited analytes.

TNI - The NELAC Institute.

This report shall not be reproduced, except in full,
without the written consent of Pace Analytical Services, LLC.

Pace Analytical Services, LLC
9800 Kincey Ave. Suite 100
Huntersville, NC 28078
(704)875-9092

QUALITY CONTROL DATA CROSS REFERENCE TABLE

Project: 2020-L1-2448 (8/21)
Pace Project No.: 92492029

Lab ID	Sample ID	QC Batch Method	QC Batch	Analytical Method	Analytical Batch
92492029001	**13926A_HC_Rd**	EPA 3010A	562105	EPA 6010D	562119
92492029001	**13926A_HC_Rd**	SM 6200B	561766		

This report shall not be reproduced, except in full,
without the written consent of Pace Analytical Services, LLC.

WO# : 92492029

92492029

CHAIN-OF-CUSTODY Analytical Request Document

Pace Analytical

Chain-of-Custody is a LEGAL DOCUMENT - Complete all relevent fields

LAB USE ONLY

Company: Apex Companies LLC

Billing Information:

Address:

Report To: Andrew Street

Email To: Emily Little

Copy To:

Site Collection Info/Address: 13926 Huntersville Concord Rd

Customer Project Name/Number: 2020-LL-2448

State: NC County/City: Huntersville Time Zone Collected: [ ] PT [ ] MT [ ] CT [ ] ET

Phone:
Email:

Site/Facility ID #:

Compliance Monitoring? [ ] Yes [ ] No

Collected By (print): Margaret King

Purchase Order #:
Quote #:

DW PWS ID #:
DW Location Code:

Collected By (signature):

Turnaround Date Required: ASAP

Immediately Packed on Ice: [✓] Yes [ ] No

Sample Disposal:
[ ] Dispose as appropriate [ ] Return
[ ] Archive: _____
[ ] Hold: _____

Rush:
[✓] Same Day [✓] Next Day
[ ] 2 Day [ ] 3 Day [ ] 4 Day [ ] 5 Day
(Expedite Charges Apply)

Field Filtered (if applicable):
[ ] Yes [ ] No
Analysis: _____

* Matrix Codes (Insert in Matrix box below): Drinking Water (DW), Ground Water (GW), Wastewater (WW), Product (P), Soil/Solid (SL), Oil (OL), Wipe (WP), Air (AR), Tissue (TS), Bioassay (B), Vapor (V), Other (OT)

Container Preservative Type **

Lab Project Manager:

** Preservative Types: (1) nitric acid, (2) sulfuric acid, (3) hydrochloric acid, (4) sodium hydroxide, (5) zinc acetate, (6) methanol, (7) sodium bisulfate, (8) sodium thiosulfate, (9) hexane, (A) ascorbic acid, (B) ammonium sulfate, (C) ammonium hydroxide, (D) TSP, (U) Unpreserved, (O) Other _____

Analyses

Lab Profile/Line:

Customer Sample ID	Matrix *	Comp / Grab	Collected (or Composite Start) Date	Collected (or Composite Start) Time	Composite End Date	Composite End Time	Res Cl	# of Ctns	SM 6200B Chloroform only	Lead 60 hr
13926A H/C Rd	DW	G			8-21-20	1710		5	X	X

Lab Sample Receipt Checklist:

Custody Seals Present/Intact	Y	N NA
Custody Signatures Present	Y	N NA
Collector Signature Present	Y	N NA
Bottles Intact	Y	N NA
Correct Bottles	Y	N NA
Sufficient Volume	Y	N NA
Samples Received on Ice	Y	N NA
VOA - Headspace Acceptable	Y	N NA
USDA Regulated Soils	Y	N NA
Samples in Holding Time	Y	N NA
Residual Chlorine Present	Y	N NA

Cl Strips: _____

Sample pH Acceptable Y N NA

pH Strips: _____

Sulfide Present Y N NA

Lead Acetate Strips: _____

LAB USE ONLY:
Lab Sample # / Comments:

92492029
001

Customer Remarks / Special Conditions / Possible Hazards:

Type of Ice Used: Wet Blue Dry None

Packing Material Used:

Radchem sample(s) screened (<500 cpm): Y N NA

SHORT HOLDS PRESENT (<72 hours): Y N N/A

Lab Tracking #: 2538845

Samples received via: FEDEX UPS Client Courier Pace Courier

Lab Sample Temperature Info:
Temp Blank Received: Y N (NA)
Therm ID#: 92T061
Cooler 1 Temp Upon Receipt: 2.2 oC
Cooler 1 Therm Corr. Factor: 0 oC
Cooler 1 Corrected Temp: 2.2 oC
Comments:

Relinquished by/Company: (Signature)	Date/Time:	Received by/Company: (Signature)	Date/Time:
Margaret King / Apex	8/22/20 918		8/22/20 918
Relinquished by/Company: (Signature)	Date/Time:	Received by/Company: (Signature)	Date/Time:
Relinquished by/Company: (Signature)	Date/Time:	Received by/Company: (Signature)	Date/Time:

MTJL LAB USE ONLY
Table #:
Acctnum:
Template:
Prelogin:
PM:
PB:

Trip Blank Received: Y N NA
HCL MeOH TSP Other

Non Conformance(s): YES / NO

Page: _____ of: _____

Pace Analytical Services, LLC
9800 Kincey Ave. Suite 100
Huntersville, NC 28078
(704)875-9092

August 24, 2020

Andrew Street
Apex Companies - NC
5900 Northwoods Business Pkwy
Suite 5900-0
Charlotte, NC 28269

RE: Project: 2020-L1-2448 (8/21)
Pace Project No.: 92492030

Dear Andrew Street:

Enclosed are the analytical results for sample(s) received by the laboratory on August 22, 2020. The results relate only to the samples included in this report. Results reported herein conform to the applicable TNI/NELAC Standards and the laboratory's Quality Manual, where applicable, unless otherwise noted in the body of the report.

The test results provided in this final report were generated by each of the following laboratories within the Pace Network:

- Pace Analytical Services - Charlotte

If you have any questions concerning this report, please feel free to contact me.

Sincerely,

Angela M. Baioni

Angela Baioni
angela.baioni@pacelabs.com
(704)875-9092
Project Manager

Enclosures

cc: Stanley Carpenter, Colonial Pipeline
J Culbreath, Colonial Pipeline Company
Robert Hughes, Colonial Pipeline
Margaret King, APEX Companies, LLC
Emily Little, Apex Companies
Jeff Morrison, Colonial Pipeline Company
Tom Naumann, APEX Companies - NC
Joe Nicolette, Montrose-EPS
Christopher Schultz, Apex Companies
Robert A. Shenk, Colonial Pipeline Company
J Tate, Colonial Pipeline Company
Alex Testoff, Montrose-EPS
JM Wyatt, Colonial Pipeline Company

REPORT OF LABORATORY ANALYSIS

This report shall not be reproduced, except in full,
without the written consent of Pace Analytical Services, LLC.

Pace Analytical Services, LLC
9800 Kincey Ave. Suite 100
Huntersville, NC 28078
(704)875-9092

CERTIFICATIONS

Project: 2020-L1-2448 (8/21)
Pace Project No.: 92492030

Pace Analytical Services Charlotte
9800 Kincey Ave. Ste 100, Huntersville, NC 28078
Louisiana/NELAP Certification # LA170028
North Carolina Drinking Water Certification #: 37706
North Carolina Field Services Certification #: 5342
North Carolina Wastewater Certification #: 12
South Carolina Certification #: 99006001
Florida/NELAP Certification #: E87627
Kentucky UST Certification #: 84
Virginia/VELAP Certification #: 460221

This report shall not be reproduced, except in full,
without the written consent of Pace Analytical Services, LLC.

Pace Analytical Services, LLC
9800 Kincey Ave. Suite 100
Huntersville, NC 28078
(704)875-9092

SAMPLE ANALYTE COUNT

Project: 2020-L1-2448 (8/21)
Pace Project No.: 92492030

Lab ID	Sample ID	Method	Analysts	Analytes Reported	Laboratory
92492030001	**13926B_HC_Rd**	SM 6200B	NSCQ	4	PASI-C

PASI-C = Pace Analytical Services - Charlotte

REPORT OF LABORATORY ANALYSIS

This report shall not be reproduced, except in full,
without the written consent of Pace Analytical Services, LLC.

Pace Analytical Services, LLC
9800 Kincey Ave. Suite 100
Huntersville, NC 28078
(704)875-9092

ANALYTICAL RESULTS

Project: 2020-L1-2448 (8/21)
Pace Project No.: 92492030

Sample: 13926B_HC_Rd **Lab ID: 92492030001** Collected: 08/21/20 18:02 Received: 08/22/20 09:18 Matrix: Water

Parameters	Results	Units	Report Limit	DF	Prepared	Analyzed	CAS No.	Qual
6200B MSV	Analytical Method: SM 6200B Pace Analytical Services - Charlotte							
Chloroform	**8.4**	ug/L	0.50	1		08/22/20 10:53	67-66-3	
Surrogates								
1,2-Dichloroethane-d4 (S)	93	%	70-130	1		08/22/20 10:53	17060-07-0	
4-Bromofluorobenzene (S)	103	%	70-130	1		08/22/20 10:53	460-00-4	
Toluene-d8 (S)	105	%	70-130	1		08/22/20 10:53	2037-26-5	

REPORT OF LABORATORY ANALYSIS

This report shall not be reproduced, except in full,
without the written consent of Pace Analytical Services, LLC.

Pace Analytical Services, LLC
9800 Kincey Ave. Suite 100
Huntersville, NC 28078
(704)875-9092

QUALITY CONTROL DATA

Project: 2020-L1-2448 (8/21)
Pace Project No.: 92492030

QC Batch: 561766
QC Batch Method: SM 6200B
Analysis Method: SM 6200B
Analysis Description: 6200B MSV
Laboratory: Pace Analytical Services - Charlotte
Associated Lab Samples: 92492030001

METHOD BLANK: 2979671 Matrix: Water
Associated Lab Samples: 92492030001

Parameter	Units	Blank Result	Reporting Limit	Analyzed	Qualifiers
Chloroform	ug/L	ND	0.50	08/22/20 04:15	
1,2-Dichloroethane-d4 (S)	%	94	70-130	08/22/20 04:15	
4-Bromofluorobenzene (S)	%	103	70-130	08/22/20 04:15	
Toluene-d8 (S)	%	105	70-130	08/22/20 04:15	

LABORATORY CONTROL SAMPLE: 2979672

Parameter	Units	Spike Conc.	LCS Result	LCS % Rec	% Rec Limits	Qualifiers
Chloroform	ug/L	50	55.9	112	60-140	
1,2-Dichloroethane-d4 (S)	%			103	70-130	
4-Bromofluorobenzene (S)	%			97	70-130	
Toluene-d8 (S)	%			97	70-130	

MATRIX SPIKE & MATRIX SPIKE DUPLICATE: 2979673 2979674

Parameter	Units	92492031001 Result	MS Spike Conc.	MSD Spike Conc.	MS Result	MSD Result	MS % Rec	MSD % Rec	% Rec Limits	RPD	Qual
Chloroform	ug/L	ND	20	20	24.0	24.2	119	119	60-140	1	
1,2-Dichloroethane-d4 (S)	%						104	101	70-130		
4-Bromofluorobenzene (S)	%						100	101	70-130		
Toluene-d8 (S)	%						97	97	70-130		

Results presented on this page are in the units indicated by the "Units" column except where an alternate unit is presented to the right of the result.

REPORT OF LABORATORY ANALYSIS

This report shall not be reproduced, except in full,
without the written consent of Pace Analytical Services, LLC.

Pace Analytical Services, LLC
9800 Kincey Ave. Suite 100
Huntersville, NC 28078
(704)875-9092

QUALIFIERS

Project: 2020-L1-2448 (8/21)
Pace Project No.: 92492030

DEFINITIONS

DF - Dilution Factor, if reported, represents the factor applied to the reported data due to dilution of the sample aliquot.

ND - Not Detected at or above adjusted reporting limit.

TNTC - Too Numerous To Count

J - Estimated concentration above the adjusted method detection limit and below the adjusted reporting limit.

MDL - Adjusted Method Detection Limit.

PQL - Practical Quantitation Limit.

RL - Reporting Limit - The lowest concentration value that meets project requirements for quantitative data with known precision and bias for a specific analyte in a specific matrix.

S - Surrogate

1,2-Diphenylhydrazine decomposes to and cannot be separated from Azobenzene using Method 8270. The result for each analyte is a combined concentration.

Consistent with EPA guidelines, unrounded data are displayed and have been used to calculate % recovery and RPD values.

LCS(D) - Laboratory Control Sample (Duplicate)

MS(D) - Matrix Spike (Duplicate)

DUP - Sample Duplicate

RPD - Relative Percent Difference

NC - Not Calculable.

SG - Silica Gel - Clean-Up

U - Indicates the compound was analyzed for, but not detected.

Acid preservation may not be appropriate for 2 Chloroethylvinyl ether.

A separate vial preserved to a pH of 4-5 is recommended in SW846 Chapter 4 for the analysis of Acrolein and Acrylonitrile by EPA Method 8260.

N-Nitrosodiphenylamine decomposes and cannot be separated from Diphenylamine using Method 8270. The result reported for each analyte is a combined concentration.

Pace Analytical is TNI accredited. Contact your Pace PM for the current list of accredited analytes.

TNI - The NELAC Institute.

This report shall not be reproduced, except in full,
without the written consent of Pace Analytical Services, LLC.

Pace Analytical Services, LLC
9800 Kincey Ave. Suite 100
Huntersville, NC 28078
(704)875-9092

QUALITY CONTROL DATA CROSS REFERENCE TABLE

Project: 2020-L1-2448 (8/21)
Pace Project No.: 92492030

Lab ID	Sample ID	QC Batch Method	QC Batch	Analytical Method	Analytical Batch
92492030001	**13926B_HC_Rd**	SM 6200B	561766		

This report shall not be reproduced, except in full,
without the written consent of Pace Analytical Services, LLC.

CHAIN-OF-CUSTODY Analytical Request Document

Pace Analytical

Chain-of-Custody is a LEGAL DOCUMENT - Complete all relevent fields

WO# : 92492030

92492030

LAB USE ONLY

Affix Workorder/Login Label Here or List Pace Workorder Number or

Manager:

Company: Apex Companies LLC	Billing Information:	
Address:		
Report To: Andrew Street	Email To: Emily Little	
Copy To:	Site Collection Info/Address: 139263 Huntersville Concord Rd	
Customer Project Name/Number: 2020-21-2448	State: NC / County/City: Huntersville Time Zone Collected: [ ] PT [ ] MT [ ] CT [ ] ET	
Phone: Email:	Site/Facility ID #:	Compliance Monitoring? [ ] Yes [ ] No
Collected By (print): Margaret King	Purchase Order #: Quote #:	DW PWS ID #: DW Location Code:
Collected By (signature): Mgatty	Turnaround Date Required: ASAP	Immediately Packed on Ice: [✓] Yes [ ] No
Sample Disposal: [ ] Dispose as appropriate [ ] Return [ ] Archive: _____ [ ] Hold: _____	Rush: [✓] Same Day [✓] Next Day [ ] 2 Day [ ] 3 Day [ ] 4 Day [ ] 5 Day (Expedite Charges Apply)	Field Filtered (if applicable): [ ] Yes [ ] No Analysis: _____

** Preservative Types: (1) nitric acid, (2) sulfuric acid, (3) hydrochloric acid, (4) sodium hydroxide, (5) zinc acetate, (6) methanol, (7) sodium bisulfate, (8) sodium thiosulfate, (9) hexane, (A) ascorbic acid, (B) ammonium sulfate, (C) ammonium hydroxide, (D) TSP, (U) Unpreserved, (O) Other _____

* Matrix Codes (Insert in Matrix box below): Drinking Water (DW), Ground Water (GW), Wastewater (WW), Product (P), Soil/Solid (SL), Oil (OL), Wipe (WP), Air (AR), Tissue (TS), Bioassay (B), Vapor (V), Other (OT)

Customer Sample ID	Matrix *	Comp / Grab	Collected (or Composite Start) Date	Collected (or Composite Start) Time	Composite End Date	Composite End Time	Res Cl	# of Ctns	Analyses: SM 4200B Chloroform only	Lab Profile/Line:
139263 Hic Rd	DW	G			8-21-20	1802		4	X	92492030 001

Lab Sample Receipt Checklist:

Custody Seals Present/Intact	(Y)	N NA
Custody Signatures Present	(Y)	N NA
Collector Signature Present	(Y)	N NA
Bottles Intact	(Y)	N NA
Correct Bottles	(Y)	N NA
Sufficient Volume	(Y)	N NA
Samples Received on Ice	(Y)	N NA
VOA - Headspace Acceptable	(Y)	N NA
USDA Regulated Soils	Y	N (NA)
Samples in Holding Time	(Y)	N NA
Residual Chlorine Present	Y	N (NA)
Cl Strips: _____		
Sample pH Acceptable	(Y)	N NA
pH Strips: _____		
Sulfide Present	Y	N (NA)
Lead Acetate Strips: _____		

LAB USE ONLY:
Lab Sample # / Comments:

Customer Remarks / Special Conditions / Possible Hazards:

Type of Ice Used: Wet Blue Dry None

Packing Material Used:

Radchem sample(s) screened (<500 cpm): Y N NA

SHORT HOLDS PRESENT (<72 hours): Y N N/A

Lab Tracking #: 2538846

Samples received via: FEDEX UPS Client Courier Pace Courier

Lab Sample Temperature Info:
Temp Blank Received: Y N (NA)
Therm ID#: 2-2 (IR4) 92T061
Cooler 1 Temp Upon Receipt: 2.2 oC
Cooler 1 Therm Corr. Factor: 0 oC
Cooler 1 Corrected Temp: 2.2 oC
Comments:

Relinquished by/Company: (Signature) Mgatty/Apex	Date/Time: 8/22/20 918	Received by/Company: (Signature)	Date/Time: 8/22/20 918	MTJL LAB USE ONLY
Relinquished by/Company: (Signature)	Date/Time:	Received by/Company: (Signature)	Date/Time:	Table #: Acctnum: Template: Prelogin: PM: PB:
Relinquished by/Company: (Signature)	Date/Time:	Received by/Company: (Signature)	Date/Time:	

Trip Blank Received: Y N NA
HCL MeOH TSP Other

Non Conformance(s): YES / NO

Page: _____ of: _____

Pace Analytical Services, LLC
9800 Kincey Ave. Suite 100
Huntersville, NC 28078
(704)875-9092

August 25, 2020

Andrew Street
Apex Companies - NC
5900 Northwoods Business Pkwy
Suite 5900-0
Charlotte, NC 28269

RE: Project: 2020-L1-2448 (8/21)
Pace Project No.: 92492031

Dear Andrew Street:

Enclosed are the analytical results for sample(s) received by the laboratory on August 22, 2020. The results relate only to the samples included in this report. Results reported herein conform to the applicable TNI/NELAC Standards and the laboratory's Quality Manual, where applicable, unless otherwise noted in the body of the report.

The test results provided in this final report were generated by each of the following laboratories within the Pace Network:

- Pace Analytical Services - Asheville
- Pace Analytical Services - Charlotte

If you have any questions concerning this report, please feel free to contact me.

Sincerely,

Angela M. Baioni

Angela Baioni
angela.baioni@pacelabs.com
(704)875-9092
Project Manager

Enclosures

cc: Stanley Carpenter, Colonial Pipeline
J Culbreath, Colonial Pipeline Company
Robert Hughes, Colonial Pipeline
Margaret King, APEX Companies, LLC
Emily Little, Apex Companies
Jeff Morrison, Colonial Pipeline Company
Tom Naumann, APEX Companies - NC
Joe Nicolette, Montrose-EPS
Christopher Schultz, Apex Companies
Robert A. Shenk, Colonial Pipeline Company
J Tate, Colonial Pipeline Company
Alex Testoff, Montrose-EPS
JM Wyatt, Colonial Pipeline Company

REPORT OF LABORATORY ANALYSIS

This report shall not be reproduced, except in full,
without the written consent of Pace Analytical Services, LLC.

Pace Analytical Services, LLC
9800 Kincey Ave. Suite 100
Huntersville, NC 28078
(704)875-9092

CERTIFICATIONS

Project: 2020-L1-2448 (8/21)
Pace Project No.: 92492031

Pace Analytical Services Charlotte
9800 Kincey Ave. Ste 100, Huntersville, NC 28078
Louisiana/NELAP Certification # LA170028
North Carolina Drinking Water Certification #: 37706
North Carolina Field Services Certification #: 5342
North Carolina Wastewater Certification #: 12
South Carolina Certification #: 99006001
Florida/NELAP Certification #: E87627
Kentucky UST Certification #: 84
Virginia/VELAP Certification #: 460221

Pace Analytical Services Asheville
2225 Riverside Drive, Asheville, NC 28804
Florida/NELAP Certification #: E87648
Massachusetts Certification #: M-NC030
North Carolina Drinking Water Certification #: 37712
North Carolina Wastewater Certification #: 40
South Carolina Certification #: 99030001
Virginia/VELAP Certification #: 460222

This report shall not be reproduced, except in full,
without the written consent of Pace Analytical Services, LLC.

Pace Analytical Services, LLC
9800 Kincey Ave. Suite 100
Huntersville, NC 28078
(704)875-9092

SAMPLE ANALYTE COUNT

Project: 2020-L1-2448 (8/21)
Pace Project No.: 92492031

Lab ID	Sample ID	Method	Analysts	Analytes Reported	Laboratory
92492031001	**13937_AC_Rd**	EPA 6010D	KQ	1	PASI-A
		SM 6200B	NSCQ	63	PASI-C

PASI-A = Pace Analytical Services - Asheville
PASI-C = Pace Analytical Services - Charlotte

This report shall not be reproduced, except in full,
without the written consent of Pace Analytical Services, LLC.

Pace Analytical Services, LLC
9800 Kincey Ave. Suite 100
Huntersville, NC 28078
(704)875-9092

ANALYTICAL RESULTS

Project: 2020-L1-2448 (8/21)
Pace Project No.: 92492031

Sample: 13937_AC_Rd **Lab ID: 92492031001** Collected: 08/21/20 20:10 Received: 08/22/20 09:18 Matrix: Water

Parameters	Results	Units	Report Limit	DF	Prepared	Analyzed	CAS No.	Qual
6010 MET ICP	Analytical Method: EPA 6010D Preparation Method: EPA 3010A Pace Analytical Services - Asheville							
Lead	ND	ug/L	5.0	1	08/25/20 01:23	08/25/20 14:35	7439-92-1	
6200B MSV	Analytical Method: SM 6200B Pace Analytical Services - Charlotte							
Benzene	ND	ug/L	0.50	1		08/22/20 10:35	71-43-2	
Bromobenzene	ND	ug/L	0.50	1		08/22/20 10:35	108-86-1	
Bromochloromethane	ND	ug/L	0.50	1		08/22/20 10:35	74-97-5	
Bromodichloromethane	ND	ug/L	0.50	1		08/22/20 10:35	75-27-4	
Bromoform	ND	ug/L	0.50	1		08/22/20 10:35	75-25-2	
Bromomethane	ND	ug/L	5.0	1		08/22/20 10:35	74-83-9	
n-Butylbenzene	ND	ug/L	0.50	1		08/22/20 10:35	104-51-8	
sec-Butylbenzene	ND	ug/L	0.50	1		08/22/20 10:35	135-98-8	
tert-Butylbenzene	ND	ug/L	0.50	1		08/22/20 10:35	98-06-6	
Carbon tetrachloride	ND	ug/L	0.50	1		08/22/20 10:35	56-23-5	
Chlorobenzene	ND	ug/L	0.50	1		08/22/20 10:35	108-90-7	
Chloroethane	ND	ug/L	1.0	1		08/22/20 10:35	75-00-3	
Chloroform	ND	ug/L	0.50	1		08/22/20 10:35	67-66-3	
Chloromethane	ND	ug/L	1.0	1		08/22/20 10:35	74-87-3	
2-Chlorotoluene	ND	ug/L	0.50	1		08/22/20 10:35	95-49-8	
4-Chlorotoluene	ND	ug/L	0.50	1		08/22/20 10:35	106-43-4	
1,2-Dibromo-3-chloropropane	ND	ug/L	1.0	1		08/22/20 10:35	96-12-8	
Dibromochloromethane	ND	ug/L	0.50	1		08/22/20 10:35	124-48-1	
1,2-Dibromoethane (EDB)	ND	ug/L	0.50	1		08/22/20 10:35	106-93-4	
Dibromomethane	ND	ug/L	0.50	1		08/22/20 10:35	74-95-3	
1,2-Dichlorobenzene	ND	ug/L	0.50	1		08/22/20 10:35	95-50-1	
1,3-Dichlorobenzene	ND	ug/L	0.50	1		08/22/20 10:35	541-73-1	
1,4-Dichlorobenzene	ND	ug/L	0.50	1		08/22/20 10:35	106-46-7	
Dichlorodifluoromethane	ND	ug/L	0.50	1		08/22/20 10:35	75-71-8	
1,1-Dichloroethane	ND	ug/L	0.50	1		08/22/20 10:35	75-34-3	
1,2-Dichloroethane	ND	ug/L	0.50	1		08/22/20 10:35	107-06-2	
1,1-Dichloroethene	ND	ug/L	0.50	1		08/22/20 10:35	75-35-4	
cis-1,2-Dichloroethene	ND	ug/L	0.50	1		08/22/20 10:35	156-59-2	
trans-1,2-Dichloroethene	ND	ug/L	0.50	1		08/22/20 10:35	156-60-5	
1,2-Dichloropropane	ND	ug/L	0.50	1		08/22/20 10:35	78-87-5	
1,3-Dichloropropane	ND	ug/L	0.50	1		08/22/20 10:35	142-28-9	
2,2-Dichloropropane	ND	ug/L	0.50	1		08/22/20 10:35	594-20-7	
1,1-Dichloropropene	ND	ug/L	0.50	1		08/22/20 10:35	563-58-6	
cis-1,3-Dichloropropene	ND	ug/L	0.50	1		08/22/20 10:35	10061-01-5	
trans-1,3-Dichloropropene	ND	ug/L	0.50	1		08/22/20 10:35	10061-02-6	
Diisopropyl ether	ND	ug/L	0.50	1		08/22/20 10:35	108-20-3	
Ethylbenzene	ND	ug/L	0.50	1		08/22/20 10:35	100-41-4	
Hexachloro-1,3-butadiene	ND	ug/L	2.0	1		08/22/20 10:35	87-68-3	
Isopropylbenzene (Cumene)	ND	ug/L	0.50	1		08/22/20 10:35	98-82-8	
Methylene Chloride	ND	ug/L	2.0	1		08/22/20 10:35	75-09-2	
Methyl-tert-butyl ether	ND	ug/L	0.50	1		08/22/20 10:35	1634-04-4	
Naphthalene	ND	ug/L	2.0	1		08/22/20 10:35	91-20-3	

REPORT OF LABORATORY ANALYSIS

This report shall not be reproduced, except in full,
without the written consent of Pace Analytical Services, LLC.

Pace Analytical Services, LLC
9800 Kincey Ave. Suite 100
Huntersville, NC 28078
(704)875-9092

ANALYTICAL RESULTS

Project: 2020-L1-2448 (8/21)
Pace Project No.: 92492031

Sample: 13937_AC_Rd **Lab ID: 92492031001** Collected: 08/21/20 20:10 Received: 08/22/20 09:18 Matrix: Water

Parameters	Results	Units	Report Limit	DF	Prepared	Analyzed	CAS No.	Qual
6200B MSV	Analytical Method: SM 6200B Pace Analytical Services - Charlotte							
n-Propylbenzene	ND	ug/L	0.50	1		08/22/20 10:35	103-65-1	
Styrene	ND	ug/L	0.50	1		08/22/20 10:35	100-42-5	
1,1,1,2-Tetrachloroethane	ND	ug/L	0.50	1		08/22/20 10:35	630-20-6	
1,1,2,2-Tetrachloroethane	ND	ug/L	0.50	1		08/22/20 10:35	79-34-5	
Tetrachloroethene	ND	ug/L	0.50	1		08/22/20 10:35	127-18-4	
Toluene	ND	ug/L	0.50	1		08/22/20 10:35	108-88-3	
1,2,3-Trichlorobenzene	ND	ug/L	2.0	1		08/22/20 10:35	87-61-6	
1,2,4-Trichlorobenzene	ND	ug/L	2.0	1		08/22/20 10:35	120-82-1	
1,1,1-Trichloroethane	ND	ug/L	0.50	1		08/22/20 10:35	71-55-6	
1,1,2-Trichloroethane	ND	ug/L	0.50	1		08/22/20 10:35	79-00-5	
Trichloroethene	ND	ug/L	0.50	1		08/22/20 10:35	79-01-6	
Trichlorofluoromethane	ND	ug/L	1.0	1		08/22/20 10:35	75-69-4	
1,2,3-Trichloropropane	ND	ug/L	0.50	1		08/22/20 10:35	96-18-4	
1,2,4-Trimethylbenzene	ND	ug/L	0.50	1		08/22/20 10:35	95-63-6	
1,3,5-Trimethylbenzene	ND	ug/L	0.50	1		08/22/20 10:35	108-67-8	
Vinyl chloride	ND	ug/L	1.0	1		08/22/20 10:35	75-01-4	
m&p-Xylene	ND	ug/L	1.0	1		08/22/20 10:35	179601-23-1	
o-Xylene	ND	ug/L	0.50	1		08/22/20 10:35	95-47-6	
Surrogates								
1,2-Dichloroethane-d4 (S)	94	%	70-130	1		08/22/20 10:35	17060-07-0	
4-Bromofluorobenzene (S)	100	%	70-130	1		08/22/20 10:35	460-00-4	
Toluene-d8 (S)	104	%	70-130	1		08/22/20 10:35	2037-26-5	

REPORT OF LABORATORY ANALYSIS

This report shall not be reproduced, except in full,
without the written consent of Pace Analytical Services, LLC.

Pace Analytical Services, LLC
9800 Kincey Ave. Suite 100
Huntersville, NC 28078
(704)875-9092

QUALITY CONTROL DATA

Project: 2020-L1-2448 (8/21)
Pace Project No.: 92492031

QC Batch: 562105
QC Batch Method: EPA 3010A
Analysis Method: EPA 6010D
Analysis Description: 6010 MET
Laboratory: Pace Analytical Services - Asheville
Associated Lab Samples: 92492031001

METHOD BLANK: 2981329 Matrix: Water
Associated Lab Samples: 92492031001

Parameter	Units	Blank Result	Reporting Limit	Analyzed	Qualifiers
Lead	ug/L	ND	5.0	08/25/20 14:15	

LABORATORY CONTROL SAMPLE: 2981330

Parameter	Units	Spike Conc.	LCS Result	LCS % Rec	% Rec Limits	Qualifiers
Lead	ug/L	500	468	94	80-120	

MATRIX SPIKE & MATRIX SPIKE DUPLICATE: 2981331 2981332

Parameter	Units	92492029001 Result	MS Spike Conc.	MSD Spike Conc.	MS Result	MSD Result	MS % Rec	MSD % Rec	% Rec Limits	RPD	Qual
Lead	ug/L	ND	500	500	505	517	101	103	75-125	2	

Results presented on this page are in the units indicated by the "Units" column except where an alternate unit is presented to the right of the result.

REPORT OF LABORATORY ANALYSIS

This report shall not be reproduced, except in full,
without the written consent of Pace Analytical Services, LLC.

Pace Analytical Services, LLC
9800 Kincey Ave. Suite 100
Huntersville, NC 28078
(704)875-9092

QUALITY CONTROL DATA

Project: 2020-L1-2448 (8/21)
Pace Project No.: 92492031

QC Batch: 561766
QC Batch Method: SM 6200B
Analysis Method: SM 6200B
Analysis Description: 6200B MSV
Laboratory: Pace Analytical Services - Charlotte

Associated Lab Samples: 92492031001

METHOD BLANK: 2979671 Matrix: Water
Associated Lab Samples: 92492031001

Parameter	Units	Blank Result	Reporting Limit	Analyzed	Qualifiers
1,1,1,2-Tetrachloroethane	ug/L	ND	0.50	08/22/20 04:15	
1,1,1-Trichloroethane	ug/L	ND	0.50	08/22/20 04:15	
1,1,2,2-Tetrachloroethane	ug/L	ND	0.50	08/22/20 04:15	
1,1,2-Trichloroethane	ug/L	ND	0.50	08/22/20 04:15	
1,1-Dichloroethane	ug/L	ND	0.50	08/22/20 04:15	
1,1-Dichloroethene	ug/L	ND	0.50	08/22/20 04:15	
1,1-Dichloropropene	ug/L	ND	0.50	08/22/20 04:15	
1,2,3-Trichlorobenzene	ug/L	ND	2.0	08/22/20 04:15	
1,2,3-Trichloropropane	ug/L	ND	0.50	08/22/20 04:15	
1,2,4-Trichlorobenzene	ug/L	ND	2.0	08/22/20 04:15	
1,2,4-Trimethylbenzene	ug/L	ND	0.50	08/22/20 04:15	
1,2-Dibromo-3-chloropropane	ug/L	ND	1.0	08/22/20 04:15	
1,2-Dibromoethane (EDB)	ug/L	ND	0.50	08/22/20 04:15	
1,2-Dichlorobenzene	ug/L	ND	0.50	08/22/20 04:15	
1,2-Dichloroethane	ug/L	ND	0.50	08/22/20 04:15	
1,2-Dichloropropane	ug/L	ND	0.50	08/22/20 04:15	
1,3,5-Trimethylbenzene	ug/L	ND	0.50	08/22/20 04:15	
1,3-Dichlorobenzene	ug/L	ND	0.50	08/22/20 04:15	
1,3-Dichloropropane	ug/L	ND	0.50	08/22/20 04:15	
1,4-Dichlorobenzene	ug/L	ND	0.50	08/22/20 04:15	
2,2-Dichloropropane	ug/L	ND	0.50	08/22/20 04:15	
2-Chlorotoluene	ug/L	ND	0.50	08/22/20 04:15	
4-Chlorotoluene	ug/L	ND	0.50	08/22/20 04:15	
Benzene	ug/L	ND	0.50	08/22/20 04:15	
Bromobenzene	ug/L	ND	0.50	08/22/20 04:15	
Bromochloromethane	ug/L	ND	0.50	08/22/20 04:15	
Bromodichloromethane	ug/L	ND	0.50	08/22/20 04:15	
Bromoform	ug/L	ND	0.50	08/22/20 04:15	
Bromomethane	ug/L	ND	5.0	08/22/20 04:15	
Carbon tetrachloride	ug/L	ND	0.50	08/22/20 04:15	
Chlorobenzene	ug/L	ND	0.50	08/22/20 04:15	
Chloroethane	ug/L	ND	1.0	08/22/20 04:15	
Chloroform	ug/L	ND	0.50	08/22/20 04:15	
Chloromethane	ug/L	ND	1.0	08/22/20 04:15	
cis-1,2-Dichloroethene	ug/L	ND	0.50	08/22/20 04:15	
cis-1,3-Dichloropropene	ug/L	ND	0.50	08/22/20 04:15	
Dibromochloromethane	ug/L	ND	0.50	08/22/20 04:15	
Dibromomethane	ug/L	ND	0.50	08/22/20 04:15	
Dichlorodifluoromethane	ug/L	ND	0.50	08/22/20 04:15	
Diisopropyl ether	ug/L	ND	0.50	08/22/20 04:15	

Results presented on this page are in the units indicated by the "Units" column except where an alternate unit is presented to the right of the result.

REPORT OF LABORATORY ANALYSIS

This report shall not be reproduced, except in full,
without the written consent of Pace Analytical Services, LLC.

Pace Analytical Services, LLC
9800 Kincey Ave. Suite 100
Huntersville, NC 28078
(704)875-9092

QUALITY CONTROL DATA

Project: 2020-L1-2448 (8/21)
Pace Project No.: 92492031

METHOD BLANK: 2979671 Matrix: Water
Associated Lab Samples: 92492031001

Parameter	Units	Blank Result	Reporting Limit	Analyzed	Qualifiers
Ethylbenzene	ug/L	ND	0.50	08/22/20 04:15	
Hexachloro-1,3-butadiene	ug/L	ND	2.0	08/22/20 04:15	
Isopropylbenzene (Cumene)	ug/L	ND	0.50	08/22/20 04:15	
m&p-Xylene	ug/L	ND	1.0	08/22/20 04:15	
Methyl-tert-butyl ether	ug/L	ND	0.50	08/22/20 04:15	
Methylene Chloride	ug/L	ND	2.0	08/22/20 04:15	
n-Butylbenzene	ug/L	ND	0.50	08/22/20 04:15	
n-Propylbenzene	ug/L	ND	0.50	08/22/20 04:15	
Naphthalene	ug/L	ND	2.0	08/22/20 04:15	
o-Xylene	ug/L	ND	0.50	08/22/20 04:15	
sec-Butylbenzene	ug/L	ND	0.50	08/22/20 04:15	
Styrene	ug/L	ND	0.50	08/22/20 04:15	
tert-Butylbenzene	ug/L	ND	0.50	08/22/20 04:15	
Tetrachloroethene	ug/L	ND	0.50	08/22/20 04:15	
Toluene	ug/L	ND	0.50	08/22/20 04:15	
trans-1,2-Dichloroethene	ug/L	ND	0.50	08/22/20 04:15	
trans-1,3-Dichloropropene	ug/L	ND	0.50	08/22/20 04:15	
Trichloroethene	ug/L	ND	0.50	08/22/20 04:15	
Trichlorofluoromethane	ug/L	ND	1.0	08/22/20 04:15	
Vinyl chloride	ug/L	ND	1.0	08/22/20 04:15	
1,2-Dichloroethane-d4 (S)	%	94	70-130	08/22/20 04:15	
4-Bromofluorobenzene (S)	%	103	70-130	08/22/20 04:15	
Toluene-d8 (S)	%	105	70-130	08/22/20 04:15	

LABORATORY CONTROL SAMPLE: 2979672

Parameter	Units	Spike Conc.	LCS Result	LCS % Rec	% Rec Limits	Qualifiers
1,1,1,2-Tetrachloroethane	ug/L	50	59.1	118	60-140	
1,1,1-Trichloroethane	ug/L	50	60.7	121	60-140	
1,1,2,2-Tetrachloroethane	ug/L	50	54.4	109	60-140	
1,1,2-Trichloroethane	ug/L	50	56.5	113	60-140	
1,1-Dichloroethane	ug/L	50	55.5	111	60-140	
1,1-Dichloroethene	ug/L	50	56.4	113	60-140	
1,1-Dichloropropene	ug/L	50	62.0	124	60-140	
1,2,3-Trichlorobenzene	ug/L	50	54.6	109	60-140	
1,2,3-Trichloropropane	ug/L	50	53.6	107	60-140	
1,2,4-Trichlorobenzene	ug/L	50	54.0	108	60-140	
1,2,4-Trimethylbenzene	ug/L	50	55.6	111	60-140	
1,2-Dibromo-3-chloropropane	ug/L	50	57.5	115	60-140	
1,2-Dibromoethane (EDB)	ug/L	50	61.6	123	60-140	
1,2-Dichlorobenzene	ug/L	50	54.8	110	60-140	
1,2-Dichloroethane	ug/L	50	52.9	106	60-140	
1,2-Dichloropropane	ug/L	50	60.0	120	60-140	
1,3,5-Trimethylbenzene	ug/L	50	56.2	112	60-140	

Results presented on this page are in the units indicated by the "Units" column except where an alternate unit is presented to the right of the result.

REPORT OF LABORATORY ANALYSIS

This report shall not be reproduced, except in full,
without the written consent of Pace Analytical Services, LLC.

Pace Analytical Services, LLC
9800 Kincey Ave. Suite 100
Huntersville, NC 28078
(704)875-9092

QUALITY CONTROL DATA

Project: 2020-L1-2448 (8/21)
Pace Project No.: 92492031

LABORATORY CONTROL SAMPLE: 2979672

Parameter	Units	Spike Conc.	LCS Result	LCS % Rec	% Rec Limits	Qualifiers
1,3-Dichlorobenzene	ug/L	50	54.0	108	60-140	
1,3-Dichloropropane	ug/L	50	58.9	118	60-140	
1,4-Dichlorobenzene	ug/L	50	53.8	108	60-140	
2,2-Dichloropropane	ug/L	50	59.7	119	60-140	
2-Chlorotoluene	ug/L	50	54.5	109	60-140	
4-Chlorotoluene	ug/L	50	53.3	107	60-140	
Benzene	ug/L	50	55.9	112	60-140	
Bromobenzene	ug/L	50	51.7	103	60-140	
Bromochloromethane	ug/L	50	54.5	109	60-140	
Bromodichloromethane	ug/L	50	54.4	109	60-140	
Bromoform	ug/L	50	49.6	99	60-140	
Bromomethane	ug/L	50	49.5	99	60-140	
Carbon tetrachloride	ug/L	50	59.2	118	60-140	
Chlorobenzene	ug/L	50	52.9	106	60-140	
Chloroethane	ug/L	50	39.9	80	60-140	
Chloroform	ug/L	50	55.9	112	60-140	
Chloromethane	ug/L	50	47.5	95	60-140	
cis-1,2-Dichloroethene	ug/L	50	55.4	111	60-140	
cis-1,3-Dichloropropene	ug/L	50	65.0	130	60-140	IH
Dibromochloromethane	ug/L	50	51.4	103	60-140	
Dibromomethane	ug/L	50	57.0	114	60-140	
Dichlorodifluoromethane	ug/L	50	44.7	89	60-140	
Diisopropyl ether	ug/L	50	58.2	116	60-140	
Ethylbenzene	ug/L	50	53.0	106	60-140	
Hexachloro-1,3-butadiene	ug/L	50	56.0	112	60-140	
Isopropylbenzene (Cumene)	ug/L	50	53.2	106	60-140	
m&p-Xylene	ug/L	100	106	106	60-140	
Methyl-tert-butyl ether	ug/L	50	51.5	103	60-140	
Methylene Chloride	ug/L	50	49.6	99	60-140	
n-Butylbenzene	ug/L	50	55.0	110	60-140	
n-Propylbenzene	ug/L	50	53.7	107	60-140	
Naphthalene	ug/L	50	54.9	110	60-140	
o-Xylene	ug/L	50	52.9	106	60-140	
sec-Butylbenzene	ug/L	50	55.3	111	60-140	
Styrene	ug/L	50	56.0	112	60-140	
tert-Butylbenzene	ug/L	50	47.1	94	60-140	
Tetrachloroethene	ug/L	50	56.4	113	60-140	
Toluene	ug/L	50	51.5	103	60-140	
trans-1,2-Dichloroethene	ug/L	50	57.8	116	60-140	
trans-1,3-Dichloropropene	ug/L	50	60.8	122	60-140	
Trichloroethene	ug/L	50	59.3	119	60-140	
Trichlorofluoromethane	ug/L	50	42.2	84	60-140	
Vinyl chloride	ug/L	50	47.5	95	60-140	
1,2-Dichloroethane-d4 (S)	%			103	70-130	
4-Bromofluorobenzene (S)	%			97	70-130	
Toluene-d8 (S)	%			97	70-130	

Results presented on this page are in the units indicated by the "Units" column except where an alternate unit is presented to the right of the result.

REPORT OF LABORATORY ANALYSIS

This report shall not be reproduced, except in full,
without the written consent of Pace Analytical Services, LLC.

Pace Analytical Services, LLC
9800 Kincey Ave. Suite 100
Huntersville, NC 28078
(704)875-9092

QUALITY CONTROL DATA

Project: 2020-L1-2448 (8/21)
Pace Project No.: 92492031

MATRIX SPIKE & MATRIX SPIKE DUPLICATE: 2979673 2979674

Parameter	Units	92492031001 Result	MS Spike Conc.	MSD Spike Conc.	MS Result	MSD Result	MS % Rec	MSD % Rec	% Rec Limits	RPD	Qual
1,1,1,2-Tetrachloroethane	ug/L	ND	20	20	24.3	23.9	121	119	60-140	2	
1,1,1-Trichloroethane	ug/L	ND	20	20	25.6	25.5	128	128	60-140	0	
1,1,2,2-Tetrachloroethane	ug/L	ND	20	20	22.7	22.5	114	112	60-140	1	
1,1,2-Trichloroethane	ug/L	ND	20	20	23.0	23.0	115	115	60-140	0	
1,1-Dichloroethane	ug/L	ND	20	20	24.1	23.6	120	118	60-140	2	
1,1-Dichloroethene	ug/L	ND	20	20	27.5	26.7	137	133	60-140	3	
1,1-Dichloropropene	ug/L	ND	20	20	25.6	25.6	128	128	60-140	0	
1,2,3-Trichlorobenzene	ug/L	ND	20	20	23.1	22.8	115	114	60-140	1	
1,2,3-Trichloropropane	ug/L	ND	20	20	22.6	21.7	113	109	60-140	4	
1,2,4-Trichlorobenzene	ug/L	ND	20	20	23.1	22.9	116	114	60-140	1	
1,2,4-Trimethylbenzene	ug/L	ND	20	20	23.6	23.5	118	117	60-140	0	
1,2-Dibromo-3-chloropropane	ug/L	ND	20	20	23.5	22.0	117	110	60-140	6	
1,2-Dibromoethane (EDB)	ug/L	ND	20	20	24.3	24.0	122	120	60-140	1	
1,2-Dichlorobenzene	ug/L	ND	20	20	23.2	23.0	116	115	60-140	1	
1,2-Dichloroethane	ug/L	ND	20	20	22.3	21.8	111	109	60-140	2	
1,2-Dichloropropane	ug/L	ND	20	20	25.0	24.2	125	121	60-140	3	
1,3,5-Trimethylbenzene	ug/L	ND	20	20	23.9	23.7	119	118	60-140	1	
1,3-Dichlorobenzene	ug/L	ND	20	20	23.7	23.3	119	117	60-140	2	
1,3-Dichloropropane	ug/L	ND	20	20	24.2	23.4	121	117	60-140	3	
1,4-Dichlorobenzene	ug/L	ND	20	20	23.2	23.2	116	116	60-140	0	
2,2-Dichloropropane	ug/L	ND	20	20	27.3	26.9	136	135	60-140	1	
2-Chlorotoluene	ug/L	ND	20	20	23.9	23.6	119	118	60-140	1	
4-Chlorotoluene	ug/L	ND	20	20	22.9	23.0	115	115	60-140	0	
Benzene	ug/L	ND	20	20	23.4	23.2	117	116	60-140	1	
Bromobenzene	ug/L	ND	20	20	22.2	22.1	111	110	60-140	0	
Bromochloromethane	ug/L	ND	20	20	23.1	22.9	116	114	60-140	1	
Bromodichloromethane	ug/L	ND	20	20	21.8	21.3	109	107	60-140	2	
Bromoform	ug/L	ND	20	20	19.5	19.4	97	97	60-140	0	
Bromomethane	ug/L	ND	20	20	24.2	23.6	121	118	60-140	3	
Carbon tetrachloride	ug/L	ND	20	20	25.8	25.9	129	129	60-140	0	
Chlorobenzene	ug/L	ND	20	20	23.6	23.1	118	115	60-140	2	
Chloroethane	ug/L	ND	20	20	21.4	20.4	107	102	60-140	5	
Chloroform	ug/L	ND	20	20	24.0	24.2	119	119	60-140	1	
Chloromethane	ug/L	ND	20	20	20.4	20.5	102	103	60-140	0	
cis-1,2-Dichloroethene	ug/L	ND	20	20	24.1	23.5	120	117	60-140	3	
cis-1,3-Dichloropropene	ug/L	ND	20	20	24.9	25.0	124	125	60-140	0	
Dibromochloromethane	ug/L	ND	20	20	20.6	20.2	103	101	60-140	2	
Dibromomethane	ug/L	ND	20	20	23.5	22.9	117	115	60-140	2	
Dichlorodifluoromethane	ug/L	ND	20	20	20.5	20.3	102	101	60-140	1	
Diisopropyl ether	ug/L	ND	20	20	23.9	23.3	120	116	60-140	3	
Ethylbenzene	ug/L	ND	20	20	23.9	23.5	119	117	60-140	2	
Hexachloro-1,3-butadiene	ug/L	ND	20	20	25.0	25.1	125	126	60-140	1	
Isopropylbenzene (Cumene)	ug/L	ND	20	20	24.4	23.9	122	119	60-140	2	
m&p-Xylene	ug/L	ND	40	40	48.7	46.7	122	117	60-140	4	
Methyl-tert-butyl ether	ug/L	ND	20	20	20.2	19.6	101	98	60-140	3	
Methylene Chloride	ug/L	ND	20	20	22.1	21.7	110	108	60-140	2	

Results presented on this page are in the units indicated by the "Units" column except where an alternate unit is presented to the right of the result.

REPORT OF LABORATORY ANALYSIS

This report shall not be reproduced, except in full,
without the written consent of Pace Analytical Services, LLC.

Pace Analytical Services, LLC
9800 Kincey Ave. Suite 100
Huntersville, NC 28078
(704)875-9092

QUALITY CONTROL DATA

Project: 2020-L1-2448 (8/21)
Pace Project No.: 92492031

MATRIX SPIKE & MATRIX SPIKE DUPLICATE: 2979673 2979674

Parameter	Units	92492031001 Result	MS Spike Conc.	MSD Spike Conc.	MS Result	MSD Result	MS % Rec	MSD % Rec	% Rec Limits	RPD	Qual
n-Butylbenzene	ug/L	ND	20	20	23.8	23.9	119	120	60-140	0	
n-Propylbenzene	ug/L	ND	20	20	24.1	23.9	121	119	60-140	1	
Naphthalene	ug/L	ND	20	20	23.0	22.5	115	113	60-140	2	
o-Xylene	ug/L	ND	20	20	24.1	23.7	120	118	60-140	2	
sec-Butylbenzene	ug/L	ND	20	20	24.5	24.2	123	121	60-140	1	
Styrene	ug/L	ND	20	20	24.9	24.3	124	122	60-140	2	
tert-Butylbenzene	ug/L	ND	20	20	20.7	20.5	103	102	60-140	1	
Tetrachloroethene	ug/L	ND	20	20	25.8	25.2	129	126	60-140	2	
Toluene	ug/L	ND	20	20	22.9	22.5	114	113	60-140	2	
trans-1,2-Dichloroethene	ug/L	ND	20	20	25.6	23.4	128	117	60-140	9	
trans-1,3-Dichloropropene	ug/L	ND	20	20	23.7	23.9	119	120	60-140	1	
Trichloroethene	ug/L	ND	20	20	25.7	25.1	128	125	60-140	2	
Trichlorofluoromethane	ug/L	ND	20	20	21.8	20.0	109	100	60-140	9	
Vinyl chloride	ug/L	ND	20	20	20.8	20.8	104	104	60-140	0	
1,2-Dichloroethane-d4 (S)	%						104	101	70-130		
4-Bromofluorobenzene (S)	%						100	101	70-130		
Toluene-d8 (S)	%						97	97	70-130		

Results presented on this page are in the units indicated by the "Units" column except where an alternate unit is presented to the right of the result.

REPORT OF LABORATORY ANALYSIS

This report shall not be reproduced, except in full,
without the written consent of Pace Analytical Services, LLC.

Pace Analytical Services, LLC
9800 Kincey Ave. Suite 100
Huntersville, NC 28078
(704)875-9092

QUALIFIERS

Project: 2020-L1-2448 (8/21)
Pace Project No.: 92492031

DEFINITIONS

DF - Dilution Factor, if reported, represents the factor applied to the reported data due to dilution of the sample aliquot.

ND - Not Detected at or above adjusted reporting limit.

TNTC - Too Numerous To Count

J - Estimated concentration above the adjusted method detection limit and below the adjusted reporting limit.

MDL - Adjusted Method Detection Limit.

PQL - Practical Quantitation Limit.

RL - Reporting Limit - The lowest concentration value that meets project requirements for quantitative data with known precision and bias for a specific analyte in a specific matrix.

S - Surrogate

1,2-Diphenylhydrazine decomposes to and cannot be separated from Azobenzene using Method 8270. The result for each analyte is a combined concentration.

Consistent with EPA guidelines, unrounded data are displayed and have been used to calculate % recovery and RPD values.

LCS(D) - Laboratory Control Sample (Duplicate)

MS(D) - Matrix Spike (Duplicate)

DUP - Sample Duplicate

RPD - Relative Percent Difference

NC - Not Calculable.

SG - Silica Gel - Clean-Up

U - Indicates the compound was analyzed for, but not detected.

Acid preservation may not be appropriate for 2 Chloroethylvinyl ether.

A separate vial preserved to a pH of 4-5 is recommended in SW846 Chapter 4 for the analysis of Acrolein and Acrylonitrile by EPA Method 8260.

N-Nitrosodiphenylamine decomposes and cannot be separated from Diphenylamine using Method 8270. The result reported for each analyte is a combined concentration.

Pace Analytical is TNI accredited. Contact your Pace PM for the current list of accredited analytes.

TNI - The NELAC Institute.

ANALYTE QUALIFIERS

IH This analyte exceeded secondary source verification criteria high for the initial calibration. The reported results should be considered an estimated value.

This report shall not be reproduced, except in full,
without the written consent of Pace Analytical Services, LLC.

Pace Analytical Services, LLC
9800 Kincey Ave. Suite 100
Huntersville, NC 28078
(704)875-9092

QUALITY CONTROL DATA CROSS REFERENCE TABLE

Project: 2020-L1-2448 (8/21)
Pace Project No.: 92492031

Lab ID	Sample ID	QC Batch Method	QC Batch	Analytical Method	Analytical Batch
92492031001	**13937_AC_Rd**	EPA 3010A	562105	EPA 6010D	562119
92492031001	**13937_AC_Rd**	SM 6200B	561766		

This report shall not be reproduced, except in full,
without the written consent of Pace Analytical Services, LLC.

CHAIN-OF-CUSTODY Analytical Request Document

Pace Analytical

Chain-of-Custody is a LEGAL DOCUMENT - Complete all relevent fields

LAB USE ONLY- Affix Workorder/Login Label Here or List Pace Workorder Number or

WO# : 92492031

92492031

Company: Apex Companies LLC

Billing Information:

Address:

Report To: Andrew Street

Email To: Emily Little

Copy To:

Site Collection Info/Address: 13937 Asbury Chapel Rd

Customer Project Name/Number:

State: NC County/City: Huntersville Time Zone Collected: [ ] PT [ ] MT [ ] CT [ ] ET

Phone:
Email:

Site/Facility ID #:

Compliance Monitoring? [ ] Yes [ ] No

Collected By (print): Margaret King

Purchase Order #:
Quote #:

DW PWS ID #:
DW Location Code:

Collected By (signature): Margaret King

Turnaround Date Required: ASAP

Immediately Packed on Ice: [✓] Yes [ ] No

Sample Disposal:
[ ] Dispose as appropriate [ ] Return
[ ] Archive: _____
[ ] Hold: _____

Rush:
[✓] Same Day [✓] Next Day
[ ] 2 Day [ ] 3 Day [ ] 4 Day [ ] 5 Day
(Expedite Charges Apply)

Field Filtered (if applicable):
[ ] Yes [ ] No
Analysis: _____

* Matrix Codes (Insert in Matrix box below): Drinking Water (DW), Ground Water (GW), Wastewater (WW), Product (P), Soil/Solid (SL), Oil (OL), Wipe (WP), Air (AR), Tissue (TS), Bioassay (B), Vapor (V), Other (OT)

** Preservative Types: (1) nitric acid, (2) sulfuric acid, (3) hydrochloric acid, (4) sodium hydroxide, (5) zinc acetate, (6) methanol, (7) sodium bisulfate, (8) sodium thiosulfate, (9) hexane, (A) ascorbic acid, (B) ammonium sulfate, (C) ammonium hydroxide, (D) TSP, (U) Unpreserved, (O) Other _____

Customer Sample ID	Matrix *	Comp / Grab	Collected (or Composite Start) Date	Collected (or Composite Start) Time	Composite End Date	Composite End Time	Res Cl	# of Ctns	Analyses: SM 6200B VOCs full list	Lead As/Pb	MADEP VPH								Lab Profile/Line:
13937 AC Rd	DW				8-21-20	2010		8	X	X	X								92492031 001

Lab Sample Receipt Checklist:

Custody Seals Present/Intact	(Y)	N	NA
Custody Signatures Present	(Y)	N	NA
Collector Signature Present	(Y)	N	NA
Bottles Intact	(Y)	N	NA
Correct Bottles	(Y)	N	NA
Sufficient Volume	(Y)	N	NA
Samples Received on Ice	(Y)	N	NA
VOA - Headspace Acceptable	(Y)	N	NA
USDA Regulated Soils	Y	N	(NA)
Samples in Holding Time	(Y)	N	NA
Residual Chlorine Present	Y	N	(NA)
Cl Strips: _____			
Sample pH Acceptable	(Y)	N	NA
pH Strips: _____			
Sulfide Present	Y	N	(NA)
Lead Acetate Strips: _____			

LAB USE ONLY:
Lab Sample # / Comments:

Customer Remarks / Special Conditions / Possible Hazards:

Type of Ice Used: Wet Blue Dry None

Packing Material Used:

Radchem sample(s) screened (<500 cpm): Y N NA

SHORT HOLDS PRESENT (<72 hours): Y N N/A

Lab Tracking #: 2538849

Samples received via: FEDEX UPS Client Courier Pace Courier

Lab Sample Temperature Info:
Temp Blank Received: Y N (NA)
Therm ID#: 92T061
Cooler 1 Temp Upon Receipt: 2.2 oC
Cooler 1 Therm Corr. Factor: 0 oC
Cooler 1 Corrected Temp: 2.2 oC
Comments:

Relinquished by/Company: (Signature)	Date/Time:	Received by/Company: (Signature)	Date/Time:
Margaret King / Apex	8/22/20 918		8/22/20 918
Relinquished by/Company: (Signature)	Date/Time:	Received by/Company: (Signature)	Date/Time:
Relinquished by/Company: (Signature)	Date/Time:	Received by/Company: (Signature)	Date/Time:

MTJL LAB USE ONLY
Table #:
Acctnum:
Template:
Prelogin:
PM:
PB:

Trip Blank Received: Y N NA
HCL MeOH TSP Other

Non Conformance(s): YES / NO

Page: _____ of: _____

Report of Analysis

Pace Analytical Services, Inc.
9800 Kincey Avenue
Suite 100
Huntersville, NC 28078
Attention: Angela M. Baioni

Project Name: 2020-L1-2448 (8-21)

Project Number: 92492031

Lot Number:**VH24003**

Date Completed:08/24/2020

08/24/2020 5:38 PM
Approved and released by:
Project Manager II: **Cathy S. Dover**

The electronic signature above is the equivalent of a handwritten signature.
This report shall not be reproduced, except in its entirety, without the written approval of Pace Analytical Services, LLC.

Case Narrative
Pace Analytical Services, Inc.
Lot Number: VH24003

This Report of Analysis contains the analytical result(s) for the sample(s) listed on the Sample Summary following this Case Narrative. The sample receiving date is documented in the header information associated with each sample.

All results listed in this report relate only to the samples that are contained within this report.

Sample receipt, sample analysis, and data review have been performed in accordance with the most current approved NELAC standards, the Pace Analytical Services, LLC ("Pace") Quality Assurance Management Plan (QAMP), standard operating procedures (SOPs), and Pace policies. Any exceptions to the NELAC standards, the QAMP, SOPs or policies are qualified on the results page or discussed below.

If you have any questions regarding this report please contact the Pace Project Manager listed on the cover page.

Sample Summary
Pace Analytical Services, Inc.
Lot Number: VH24003
Project Name: 2020-L1-2448 (8-21)
Project Number: 92492031

Sample Number	Sample ID	Matrix	Date Sampled	Date Received
001	13937 AC Rd	Aqueous	08/21/2020 2010	08/24/2020

(1 sample)

Detection Summary

Pace Analytical Services, Inc.

Lot Number: VH24003

Project Name: 2020-L1-2448 (8-21)

Project Number: 92492031

Sample	Sample ID	Matrix	Parameter	Method	Result	Q	Units	Page

(0 detections)

MADEP VPH (aliphatics)

Client: Pace Analytical Services, Inc. | Laboratory ID: VH24003-001
Description: 13937 AC Rd | Matrix: Aqueous
Date Sampled: 08/21/2020 2010 | Project Name: 2020-L1-2448 (8-21)
Date Received: 08/24/2020 | Project Number: 92492031

Run	Prep Method	Analytical Method	Dilution	Analysis Date	Analyst	Prep Date	Batch
1	VPH	MADEP-VPH-18-2.1	1	08/24/2020 1317	ECB		64498

Parameter	CAS Number	Analytical Method	Result	Q	LOQ	Units	Run
C5 - C8 Aliphatics		MADEP-VPH-18-	ND		75	ug/L	1
C9 - C12 Aliphatics		MADEP-VPH-18-	ND		75	ug/L	1

Surrogate	Q	Run 1 % Recovery	Acceptance Limits
2,5-Dibromotoluene (FID)		100	70-130

LOQ = Limit of Quantitation
ND = Not detected at or above the LOQ
H = Out of holding time
B = Detected in the method blank
N = Recovery is out of criteria
W = Reported on wet weight basis
E = Quantitation of compound exceeded the calibration range
P = The RPD between two GC columns exceeds 40%

Pace Analytical Services, LLC *(formerly Shealy Environmental Services, Inc.)*
106 Vantage Point Drive West Columbia, SC 29172 (803) 791-9700 Fax (803) 791-9111 www.pacelabs.com

MADEP VPH (aromatics)

Client: Pace Analytical Services, Inc. | Laboratory ID: VH24003-001
Description: 13937 AC Rd | Matrix: Aqueous
Date Sampled: 08/21/2020 2010 | Project Name: 2020-L1-2448 (8-21)
Date Received: 08/24/2020 | Project Number: 92492031

Run	Prep Method	Analytical Method	Dilution	Analysis Date	Analyst	Prep Date	Batch
1	VPH	MADEP-VPH-18-2.1	1	08/24/2020 1317	ECB		64499

Parameter	CAS Number	Analytical Method	Result	Q	LOQ	Units	Run
C9 - C10 Aromatics		MADEP-VPH-18-	ND		25	ug/L	1

Surrogate	Q	Run 1 % Recovery	Acceptance Limits
2,5-Dibromotoluene (PID)		100	70-130

LOQ = Limit of Quantitation
ND = Not detected at or above the LOQ
H = Out of holding time
B = Detected in the method blank
N = Recovery is out of criteria
W = Reported on wet weight basis
E = Quantitation of compound exceeded the calibration range
P = The RPD between two GC columns exceeds 40%

Pace Analytical Services, LLC *(formerly Shealy Environmental Services, Inc.)*
106 Vantage Point Drive West Columbia, SC 29172 (803) 791-9700 Fax (803) 791-9111 www.pacelabs.com

QC Summary

MADEP VPH (aliphatics) - MB

Sample ID: VQ64498-001
Batch: 64498
Analytical Method: MADEP-VPH-18-2.1

Matrix: Aqueous
Prep Method: VPH

Parameter	Result	Q	Dil	LOQ	Units	Analysis Date
C5 - C8 Aliphatics	ND		1	75	ug/L	08/24/2020 1158
C9 - C12 Aliphatics	ND		1	75	ug/L	08/24/2020 1158

Surrogate	Q	% Rec	Acceptance Limit
2,5-Dibromotoluene (FID)		100	70-130

LOQ = Limit of Quantitation

ND = Not detected at or above the LOQ

N = Recovery is out of criteria

P = The RPD between two GC columns exceeds 40%

+ = RPD is out of criteria

Note: Calculations are performed before rounding to avoid round-off errors in calculated results

MADEP VPH (aliphatics) - LCS

Sample ID: VQ64498-002
Batch: 64498
Analytical Method: MADEP-VPH-18-2.1

Matrix: Aqueous
Prep Method: VPH

Parameter	Spike Amount (ug/L)	Result (ug/L)	Q	Dil	% Rec	% Rec Limit	Analysis Date
C5 - C8 Aliphatics	150	110		1	75	70-130	08/24/2020 1100
C9 - C12 Aliphatics	180	130		1	73	70-130	08/24/2020 1100

Surrogate	Q	% Rec	Acceptance Limit
2,5-Dibromotoluene (FID)		78	70-130

LOQ = Limit of Quantitation

ND = Not detected at or above the LOQ

N = Recovery is out of criteria

P = The RPD between two GC columns exceeds 40%

+ = RPD is out of criteria

Note: Calculations are performed before rounding to avoid round-off errors in calculated results

MADEP VPH (aliphatics) - LCSD

Sample ID: VQ64498-003
Batch: 64498
Analytical Method: MADEP-VPH-18-2.1

Matrix: Aqueous
Prep Method: VPH

Parameter	Spike Amount (ug/L)	Result (ug/L)	Q	Dil	% Rec	% RPD	% Rec Limit	% RPD Limit	Analysis Date
C5 - C8 Aliphatics	150	120		1	79	5.2	70-130	25	08/24/2020 1129
C9 - C12 Aliphatics	180	130		1	77	5.2	70-130	25	08/24/2020 1129

Surrogate	Q	% Rec	Acceptance Limit
2,5-Dibromotoluene (FID)		84	70-130

LOQ = Limit of Quantitation

ND = Not detected at or above the LOQ

N = Recovery is out of criteria

P = The RPD between two GC columns exceeds 40%

+ = RPD is out of criteria

Note: Calculations are performed before rounding to avoid round-off errors in calculated results

MADEP VPH (aromatics) - MB

Sample ID: VQ64499-001
Batch: 64499
Analytical Method: MADEP-VPH-18-2.1

Matrix: Aqueous
Prep Method: VPH

Parameter	Result	Q	Dil	LOQ	Units	Analysis Date
C9 - C10 Aromatics	ND		1	25	ug/L	08/24/2020 1158

Surrogate	Q	% Rec	Acceptance Limit
2,5-Dibromotoluene (PID)		101	70-130

LOQ = Limit of Quantitation

ND = Not detected at or above the LOQ

N = Recovery is out of criteria

P = The RPD between two GC columns exceeds 40%

+ = RPD is out of criteria

Note: Calculations are performed before rounding to avoid round-off errors in calculated results

MADEP VPH (aromatics) - LCS

Sample ID: VQ64499-002
Batch: 64499
Analytical Method: MADEP-VPH-18-2.1

Matrix: Aqueous
Prep Method: VPH

Parameter	Spike Amount (ug/L)	Result (ug/L)	Q	Dil	% Rec	% Rec Limit	Analysis Date
C9 - C10 Aromatics	25	21		1	85	70-130	08/24/2020 1100

Surrogate	Q	% Rec	Acceptance Limit
2,5-Dibromotoluene (PID)		81	70-130

LOQ = Limit of Quantitation

ND = Not detected at or above the LOQ

N = Recovery is out of criteria

P = The RPD between two GC columns exceeds 40%

+ = RPD is out of criteria

Note: Calculations are performed before rounding to avoid round-off errors in calculated results

MADEP VPH (aromatics) - LCSD

Sample ID: VQ64499-003
Batch: 64499
Analytical Method: MADEP-VPH-18-2.1

Matrix: Aqueous
Prep Method: VPH

Parameter	Spike Amount (ug/L)	Result (ug/L)	Q	Dil	% Rec	% RPD	% Rec Limit	% RPD Limit	Analysis Date
C9 - C10 Aromatics	25	22		1	90	5.5	70-130	25	08/24/2020 1129

Surrogate	Q	% Rec	Acceptance Limit
2,5-Dibromotoluene (PID)		88	70-130

LOQ = Limit of Quantitation

ND = Not detected at or above the LOQ

N = Recovery is out of criteria

P = The RPD between two GC columns exceeds 40%

+ = RPD is out of criteria

Note: Calculations are performed before rounding to avoid round-off errors in calculated results

Chain of Custody

and

Miscellaneous Documents

Internal Transfer Chain of Custody

☐ Samples Pre-Logged into eCOC.

Pace Analytical
www.pacelabs.com

State Of Origin: NC
Cert. Needed: ☐ Yes ☐ No
Owner Received Date: 8/22/2020 Results Requested By: 8/23/2020

Workorder: 92492031 **Workorder Name:** 2020-L1-2448 (8/21)

Report To	Subcontract To
Angela Baioni Pace Analytical Charlotte 9800 Kincey Ave. Suite 100 Huntersville, NC 28078 Phone (704)675-9052	Pace Analytical West Columbia 106 Vantage Point Drive West Columbia, SC 29172 Phone (803)791-9700

Requested Analysis

VH24003

CSD

Item	Sample ID	Sample Type	Collect Date/Time	Lab ID	Matrix	Preserved Containers: HCl	NC WPH	LAB USE ONLY
1	~~13997 AC Rd~~	PS	8/21/2020 20:10	92492031001	Water	1	X	
2								
3								
4								
5								

Transfers	Released By	Date/Time	Received By	Date/Time
1				
2				
3			[signature]	8/24/2020 1015

Comments

Cooler Temperature on Receipt 2.3 °C | **Custody Seal** Y or (N) | **Received on Ice** (Y) or N | **Samples Intact** (Y) or N

****In order to maintain client confidentiality, location/name of the sampling site, sampler's name and signature may not be provided on this COC document. This chain of custody is considered complete as is since this information is available in the owner laboratory.*

Pace Analytical Services, LLC *(formerly Shealy Environmental Services, Inc.)*
106 Vantage Point Drive West Columbia, SC 29172 (803) 791-9700 Fax (803) 791-9111 www.pacelabs.com

Shealy Environmental Services, Inc.
Document Number: MI5001SC 14

Page 1 of 1
Effective Date: 8/2/2018

Sample Receipt Checklist (SRC)

Client: Pace Cooler Inspected by/date: BMG / 08/24/2020 Lot #: VH24003

Means of receipt: ☐ SESI ☑ Client ☐ UPS ☐ FedEx ☐ Other: _____

☐ Yes	☑ No		1. Were custody seals present on the cooler?
☐ Yes	☐ No	☑ NA	2. If custody seals were present, were they intact and unbroken?

pH Strip ID: NA Chlorine Strip ID: NA Tested by: NA

Original temperature upon receipt / Derived (Corrected) temperature upon receipt %Solid Snap-Cup ID: NA

2.3 / 2.3 °C NA / NA °C NA / NA °C NA / NA °C

Method: ☑ Temperature Blank ☐ Against Bottles IR Gun ID: 5 IR Gun Correction Factor: 0 °C

Method of coolant: ☑ Wet Ice ☐ Ice Packs ☐ Dry Ice ☐ None

☐ Yes	☐ No	☑ NA	3. If temperature of any cooler exceeded 6.0°C, was Project Manager Notified? PM was Notified by: phone / email / face-to-face (circle one).
☐ Yes	☐ No	☑ NA	4. Is the commercial courier's packing slip attached to this form?
☑ Yes	☑ No		5. Were proper custody procedures (relinquished/received) followed?
☑ Yes	☐ No		6. Were sample IDs listed on the COC?
☑ Yes	☐ No		7. Were sample IDs listed on all sample containers?
☑ Yes	☐ No		8. Was collection date & time listed on the COC?
☑ Yes	☐ No		9. Was collection date & time listed on all sample containers?
☑ Yes	☐ No		10. Did all container label information (ID, date, time) agree with the COC?
☑ Yes	☐ No		11. Were tests to be performed listed on the COC?
☑ Yes	☐ No		12. Did all samples arrive in the proper containers for each test and/or in good condition (unbroken, lids on, etc.)?
☑ Yes	☐ No		13. Was adequate sample volume available?
☐ Yes	☑ No		14. Were all samples received within ½ the holding time or 48 hours, whichever comes first?
☐ Yes	☑ No		15. Were any samples containers missing/excess (circle one) samples Not listed on COC?
☐ Yes	☑ No	☐ NA	16. For VOA and RSK-175 samples, were bubbles present >"pea size" (¼"or 6mm in diameter) in any of the VOA vials?
☐ Yes	☐ No	☑ NA	17. Were all DRO/metals/nutrient samples received at a pH of < 2?
☐ Yes	☐ No	☑ NA	18. Were all cyanide samples received at a pH > 12 and sulfide samples received at a pH > 9?
☐ Yes	☐ No	☑ NA	19. Were all applicable NH_3/TKN/cyanide/phenol/625 (< 0.5mg/L) samples free of residual chlorine?
☐ Yes	☐ No	☑ NA	20. Were client remarks/requests (i.e. requested dilutions, MS/MSD designations, etc...) correctly transcribed from the COC into the comment section in LIMS?
☐ Yes	☑ No		21. Was the quote number listed on the container label? If yes, Quote # NA

Sample Preservation (Must be completed for any sample(s) incorrectly preserved or with headspace.)

Sample(s) NA were received incorrectly preserved and were adjusted accordingly in sample receiving with NA mL of circle one: H2SO4, HNO3, HCl, NaOH using SR # NA.
Time of preservation NA. If more than one preservative is needed, please note in the comments below.

Sample(s) NA were received with bubbles >6 mm in diameter.

Samples(s) NA were received with TRC > 0.5 mg/L (If #19 is *no*) and were adjusted accordingly in sample receiving with sodium thiosulfate ($Na_2S_2O_3$) with Shealy ID: NA.

SR barcode labels applied by: BMG Date: 08/24/2020

Comments: Client did not relinquish samples properly.

Pace Analytical Services, LLC
9800 Kincey Ave. Suite 100
Huntersville, NC 28078
(704)875-9092

August 25, 2020

Andrew Street
Apex Companies - NC
5900 Northwoods Business Pkwy
Suite 5900-0
Charlotte, NC 28269

RE: Project: 2020-L1-2448 (8/21)
Pace Project No.: 92492032

Dear Andrew Street:

Enclosed are the analytical results for sample(s) received by the laboratory on August 22, 2020. The results relate only to the samples included in this report. Results reported herein conform to the applicable TNI/NELAC Standards and the laboratory's Quality Manual, where applicable, unless otherwise noted in the body of the report.

The test results provided in this final report were generated by each of the following laboratories within the Pace Network:

- Pace Analytical Services - Asheville

If you have any questions concerning this report, please feel free to contact me.

Sincerely,

Angela M. Baioni

Angela Baioni
angela.baioni@pacelabs.com
(704)875-9092
Project Manager

Enclosures

cc: Stanley Carpenter, Colonial Pipeline
J Culbreath, Colonial Pipeline Company
Robert Hughes, Colonial Pipeline
Margaret King, APEX Companies, LLC
Emily Little, Apex Companies
Jeff Morrison, Colonial Pipeline Company
Tom Naumann, APEX Companies - NC
Joe Nicolette, Montrose-EPS
Christopher Schultz, Apex Companies
Robert A. Shenk, Colonial Pipeline Company
J Tate, Colonial Pipeline Company
Alex Testoff, Montrose-EPS
JM Wyatt, Colonial Pipeline Company

REPORT OF LABORATORY ANALYSIS

This report shall not be reproduced, except in full,
without the written consent of Pace Analytical Services, LLC.

Pace Analytical Services, LLC
9800 Kincey Ave. Suite 100
Huntersville, NC 28078
(704)875-9092

CERTIFICATIONS

Project: 2020-L1-2448 (8/21)
Pace Project No.: 92492032

Pace Analytical Services Asheville
2225 Riverside Drive, Asheville, NC 28804
Florida/NELAP Certification #: E87648
Massachusetts Certification #: M-NC030
North Carolina Drinking Water Certification #: 37712
North Carolina Wastewater Certification #: 40
South Carolina Certification #: 99030001
Virginia/VELAP Certification #: 460222

This report shall not be reproduced, except in full,
without the written consent of Pace Analytical Services, LLC.

Pace Analytical Services, LLC
9800 Kincey Ave. Suite 100
Huntersville, NC 28078
(704)875-9092

SAMPLE ANALYTE COUNT

Project: 2020-L1-2448 (8/21)
Pace Project No.: 92492032

Lab ID	Sample ID	Method	Analysts	Analytes Reported	Laboratory
92492032001	**13822_HC_Rd**	EPA 6010D	KQ	1	PASI-A

PASI-A = Pace Analytical Services - Asheville

REPORT OF LABORATORY ANALYSIS

This report shall not be reproduced, except in full,
without the written consent of Pace Analytical Services, LLC.

Pace Analytical Services, LLC
9800 Kincey Ave. Suite 100
Huntersville, NC 28078
(704)875-9092

ANALYTICAL RESULTS

Project: 2020-L1-2448 (8/21)
Pace Project No.: 92492032

Sample: 13822_HC_Rd **Lab ID: 92492032001** Collected: 08/21/20 00:00 Received: 08/22/20 09:18 Matrix: Water

Parameters	Results	Units	Report Limit	DF	Prepared	Analyzed	CAS No.	Qual
6010 MET ICP	Analytical Method: EPA 6010D Preparation Method: EPA 3010A Pace Analytical Services - Asheville							
Lead	**14.2**	ug/L	5.0	1	08/25/20 01:23	08/25/20 14:38	7439-92-1	

REPORT OF LABORATORY ANALYSIS

This report shall not be reproduced, except in full,
without the written consent of Pace Analytical Services, LLC.

Pace Analytical Services, LLC
9800 Kincey Ave. Suite 100
Huntersville, NC 28078
(704)875-9092

QUALITY CONTROL DATA

Project: 2020-L1-2448 (8/21)
Pace Project No.: 92492032

QC Batch: 562105
QC Batch Method: EPA 3010A
Analysis Method: EPA 6010D
Analysis Description: 6010 MET
Laboratory: Pace Analytical Services - Asheville
Associated Lab Samples: 92492032001

METHOD BLANK: 2981329 Matrix: Water
Associated Lab Samples: 92492032001

Parameter	Units	Blank Result	Reporting Limit	Analyzed	Qualifiers
Lead	ug/L	ND	5.0	08/25/20 14:15	

LABORATORY CONTROL SAMPLE: 2981330

Parameter	Units	Spike Conc.	LCS Result	LCS % Rec	% Rec Limits	Qualifiers
Lead	ug/L	500	468	94	80-120	

MATRIX SPIKE & MATRIX SPIKE DUPLICATE: 2981331 2981332

Parameter	Units	92492029001 Result	MS Spike Conc.	MSD Spike Conc.	MS Result	MSD Result	MS % Rec	MSD % Rec	% Rec Limits	RPD	Qual
Lead	ug/L	ND	500	500	505	517	101	103	75-125	2	

Results presented on this page are in the units indicated by the "Units" column except where an alternate unit is presented to the right of the result.

REPORT OF LABORATORY ANALYSIS

This report shall not be reproduced, except in full,
without the written consent of Pace Analytical Services, LLC.

Pace Analytical Services, LLC
9800 Kincey Ave. Suite 100
Huntersville, NC 28078
(704)875-9092

QUALIFIERS

Project: 2020-L1-2448 (8/21)
Pace Project No.: 92492032

DEFINITIONS

DF - Dilution Factor, if reported, represents the factor applied to the reported data due to dilution of the sample aliquot.

ND - Not Detected at or above adjusted reporting limit.

TNTC - Too Numerous To Count

J - Estimated concentration above the adjusted method detection limit and below the adjusted reporting limit.

MDL - Adjusted Method Detection Limit.

PQL - Practical Quantitation Limit.

RL - Reporting Limit - The lowest concentration value that meets project requirements for quantitative data with known precision and bias for a specific analyte in a specific matrix.

S - Surrogate

1,2-Diphenylhydrazine decomposes to and cannot be separated from Azobenzene using Method 8270. The result for each analyte is a combined concentration.

Consistent with EPA guidelines, unrounded data are displayed and have been used to calculate % recovery and RPD values.

LCS(D) - Laboratory Control Sample (Duplicate)

MS(D) - Matrix Spike (Duplicate)

DUP - Sample Duplicate

RPD - Relative Percent Difference

NC - Not Calculable.

SG - Silica Gel - Clean-Up

U - Indicates the compound was analyzed for, but not detected.

Acid preservation may not be appropriate for 2 Chloroethylvinyl ether.

A separate vial preserved to a pH of 4-5 is recommended in SW846 Chapter 4 for the analysis of Acrolein and Acrylonitrile by EPA Method 8260.

N-Nitrosodiphenylamine decomposes and cannot be separated from Diphenylamine using Method 8270. The result reported for each analyte is a combined concentration.

Pace Analytical is TNI accredited. Contact your Pace PM for the current list of accredited analytes.

TNI - The NELAC Institute.

This report shall not be reproduced, except in full,
without the written consent of Pace Analytical Services, LLC.

Pace Analytical Services, LLC
9800 Kincey Ave. Suite 100
Huntersville, NC 28078
(704)875-9092

QUALITY CONTROL DATA CROSS REFERENCE TABLE

Project: 2020-L1-2448 (8/21)
Pace Project No.: 92492032

Lab ID	Sample ID	QC Batch Method	QC Batch	Analytical Method	Analytical Batch
92492032001	**13822_HC_Rd**	EPA 3010A	562105	EPA 6010D	562119

REPORT OF LABORATORY ANALYSIS

This report shall not be reproduced, except in full,
without the written consent of Pace Analytical Services, LLC.

CHAIN-OF-CUSTODY Analytical Request Document

Pace Analytical

Chain-of-Custody is a LEGAL DOCUMENT - Complete all relevent fields

LAB USE ONLY- Affix Workorder/Login Label Here or List Pace Workorder Number or

WO# : 92492032

92492032

LAB USE ONLY

Manager:

Company: Apex Companies LLC	Billing Information:
Address:	
Report To: Andrew Street	Email To: Emily Little / Andrew Street
Copy To:	Site Collection Info/Address: 13822 Huntersville-Concord Rd
Customer Project Name/Number: 2020-LL-2448	State: NC County/City: Huntersville Time Zone Collected: [ ] PT [ ] MT [ ] CT [ ] ET
Phone: Email:	Site/Facility ID #:
Collected By (print): Margaret King	Purchase Order #: Quote #:
Collected By (signature): Margaret King	Turnaround Date Required: ASAP
Sample Disposal: [ ] Dispose as appropriate [ ] Return [ ] Archive: _____ [ ] Hold: _____	Rush: [X] Same Day [X] Next Day [ ] 2 Day [ ] 3 Day [ ] 4 Day [ ] 5 Day (Expedite Charges Apply)

Compliance Monitoring? [ ] Yes [ ] No

DW PWS ID #: DW Location Code:

Immediately Packed on Ice: [X] Yes [ ] No

Field Filtered (if applicable): [ ] Yes [ ] No

Analysis: _____

** Preservative Types: (1) nitric acid, (2) sulfuric acid, (3) hydrochloric acid, (4) sodium hydroxide, (5) zinc acetate, (6) methanol, (7) sodium bisulfate, (8) sodium thiosulfate, (9) hexane, (A) ascorbic acid, (B) ammonium sulfate, (C) ammonium hydroxide, (D) TSP, (U) Unpreserved, (O) Other _____

* Matrix Codes (Insert in Matrix box below): Drinking Water (DW), Ground Water (GW), Wastewater (WW), Product (P), Soil/Solid (SL), Oil (OL), Wipe (WP), Air (AR), Tissue (TS), Bioassay (B), Vapor (V), Other (OT)

Customer Sample ID	Matrix *	Comp / Grab	Collected (or Composite Start) Date	Collected (or Composite Start) Time	Composite End Date	Composite End Time	Res Cl	# of Ctns	Analyses: Lead Acetate Strips
13822 H/C Rd	DW	G			8-21-20			1	X

Lab Profile/Line:

Lab Sample Receipt Checklist:

Custody Seals Present/Intact	(Y)	N	NA
Custody Signatures Present	(Y)	N	NA
Collector Signature Present	(Y)	N	NA
Bottles Intact	(Y)	N	NA
Correct Bottles	(Y)	N	NA
Sufficient Volume	(Y)	N	NA
Samples Received on Ice	(Y)	N	NA
VOA - Headspace Acceptable	(Y)	N	NA
USDA Regulated Soils	Y	N	(NA)
Samples in Holding Time	(Y)	N	NA
Residual Chlorine Present	Y	N	(NA)
Cl Strips: _____			
Sample pH Acceptable	(Y)	N	NA
pH Strips: _____			
Sulfide Present	Y	N	(NA)
Lead Acetate Strips: _____			

LAB USE ONLY:
Lab Sample # / Comments:

92492032 001

Customer Remarks / Special Conditions / Possible Hazards:

Type of Ice Used: Wet Blue Dry None

Packing Material Used:

Radchem sample(s) screened (<500 cpm): Y N NA

SHORT HOLDS PRESENT (<72 hours): Y N N/A

Lab Tracking #: 2538847

Samples received via: FEDEX UPS Client Courier Pace Courier

Lab Sample Temperature Info:
Temp Blank Received: Y N (NA)
Therm ID#: 92T061
Cooler 1 Temp Upon Receipt: 2.2 oC
Cooler 1 Therm Corr. Factor: 0 oC
Cooler 1 Corrected Temp: 2.2 oC
Comments:

Relinquished by/Company: (Signature)	Date/Time:	Received by/Company: (Signature)	Date/Time:
Margaret King	8/22/20 918		8/22/20 918
Relinquished by/Company: (Signature)	Date/Time:	Received by/Company: (Signature)	Date/Time:
Relinquished by/Company: (Signature)	Date/Time:	Received by/Company: (Signature)	Date/Time:

MTJL LAB USE ONLY
Table #:
Acctnum:
Template:
Prelogin:
PM:
PB:

Trip Blank Received: Y N NA
HCL MeOH TSP Other

Non Conformance(s): YES / NO

Page: _____ of: _____

Pace Analytical Services, LLC
9800 Kincey Ave. Suite 100
Huntersville, NC 28078
(704)875-9092

August 25, 2020

Andrew Street
Apex Companies - NC
5900 Northwoods Business Pkwy
Suite 5900-0
Charlotte, NC 28269

RE: Project: 2020-L1-2448 (8/21)
Pace Project No.: 92492033

Dear Andrew Street:

Enclosed are the analytical results for sample(s) received by the laboratory on August 22, 2020. The results relate only to the samples included in this report. Results reported herein conform to the applicable TNI/NELAC Standards and the laboratory's Quality Manual, where applicable, unless otherwise noted in the body of the report.

The test results provided in this final report were generated by each of the following laboratories within the Pace Network:

- Pace Analytical Services - Asheville
- Pace Analytical Services - Charlotte

If you have any questions concerning this report, please feel free to contact me.

Sincerely,

Angela M. Baioni

Angela Baioni
angela.baioni@pacelabs.com
(704)875-9092
Project Manager

Enclosures

cc: Stanley Carpenter, Colonial Pipeline
J Culbreath, Colonial Pipeline Company
Robert Hughes, Colonial Pipeline
Margaret King, APEX Companies, LLC
Emily Little, Apex Companies
Jeff Morrison, Colonial Pipeline Company
Tom Naumann, APEX Companies - NC
Joe Nicolette, Montrose-EPS
Christopher Schultz, Apex Companies
Robert A. Shenk, Colonial Pipeline Company
J Tate, Colonial Pipeline Company
Alex Testoff, Montrose-EPS
JM Wyatt, Colonial Pipeline Company

REPORT OF LABORATORY ANALYSIS

This report shall not be reproduced, except in full,
without the written consent of Pace Analytical Services, LLC.

Pace Analytical Services, LLC
9800 Kincey Ave. Suite 100
Huntersville, NC 28078
(704)875-9092

CERTIFICATIONS

Project: 2020-L1-2448 (8/21)
Pace Project No.: 92492033

Pace Analytical Services Charlotte
9800 Kincey Ave. Ste 100, Huntersville, NC 28078
Louisiana/NELAP Certification # LA170028
North Carolina Drinking Water Certification #: 37706
North Carolina Field Services Certification #: 5342
North Carolina Wastewater Certification #: 12
South Carolina Certification #: 99006001
Florida/NELAP Certification #: E87627
Kentucky UST Certification #: 84
Virginia/VELAP Certification #: 460221

Pace Analytical Services Asheville
2225 Riverside Drive, Asheville, NC 28804
Florida/NELAP Certification #: E87648
Massachusetts Certification #: M-NC030
North Carolina Drinking Water Certification #: 37712
North Carolina Wastewater Certification #: 40
South Carolina Certification #: 99030001
Virginia/VELAP Certification #: 460222

REPORT OF LABORATORY ANALYSIS

This report shall not be reproduced, except in full,
without the written consent of Pace Analytical Services, LLC.

Pace Analytical Services, LLC
9800 Kincey Ave. Suite 100
Huntersville, NC 28078
(704)875-9092

SAMPLE ANALYTE COUNT

Project: 2020-L1-2448 (8/21)
Pace Project No.: 92492033

Lab ID	Sample ID	Method	Analysts	Analytes Reported	Laboratory
92492033001	**Field_Blank**	EPA 6010D	KQ	1	PASI-A
92492033002	**Trip_Blank**	SM 6200B	NSCQ	4	PASI-C
92492033003	**FD_08212020**	EPA 6010D	KQ	1	PASI-A

PASI-A = Pace Analytical Services - Asheville
PASI-C = Pace Analytical Services - Charlotte

This report shall not be reproduced, except in full,
without the written consent of Pace Analytical Services, LLC.

Pace Analytical Services, LLC
9800 Kincey Ave. Suite 100
Huntersville, NC 28078
(704)875-9092

ANALYTICAL RESULTS

Project: 2020-L1-2448 (8/21)
Pace Project No.: 92492033

Sample: Field_Blank **Lab ID: 92492033001** Collected: 08/21/20 18:58 Received: 08/22/20 09:18 Matrix: Water

Parameters	Results	Units	Report Limit	DF	Prepared	Analyzed	CAS No.	Qual
6010 MET ICP	Analytical Method: EPA 6010D Preparation Method: EPA 3010A Pace Analytical Services - Asheville							
Lead	ND	ug/L	5.0	1	08/25/20 01:23	08/25/20 14:42	7439-92-1	

REPORT OF LABORATORY ANALYSIS

This report shall not be reproduced, except in full,
without the written consent of Pace Analytical Services, LLC.

Pace Analytical Services, LLC
9800 Kincey Ave. Suite 100
Huntersville, NC 28078
(704)875-9092

ANALYTICAL RESULTS

Project: 2020-L1-2448 (8/21)
Pace Project No.: 92492033

Sample: Trip_Blank **Lab ID: 92492033002** Collected: 08/21/20 00:00 Received: 08/22/20 09:18 Matrix: Water

Parameters	Results	Units	Report Limit	DF	Prepared	Analyzed	CAS No.	Qual
6200B MSV	Analytical Method: SM 6200B Pace Analytical Services - Charlotte							
Chloroform	ND	ug/L	0.50	1		08/22/20 10:17	67-66-3	
Surrogates								
1,2-Dichloroethane-d4 (S)	95	%	70-130	1		08/22/20 10:17	17060-07-0	
4-Bromofluorobenzene (S)	100	%	70-130	1		08/22/20 10:17	460-00-4	
Toluene-d8 (S)	104	%	70-130	1		08/22/20 10:17	2037-26-5	

REPORT OF LABORATORY ANALYSIS

This report shall not be reproduced, except in full,
without the written consent of Pace Analytical Services, LLC.

Pace Analytical Services, LLC
9800 Kincey Ave. Suite 100
Huntersville, NC 28078
(704)875-9092

ANALYTICAL RESULTS

Project: 2020-L1-2448 (8/21)
Pace Project No.: 92492033

Sample: FD_08212020 **Lab ID: 92492033003** Collected: 08/21/20 19:29 Received: 08/22/20 09:18 Matrix: Water

Parameters	Results	Units	Report Limit	DF	Prepared	Analyzed	CAS No.	Qual
6010 MET ICP	Analytical Method: EPA 6010D Preparation Method: EPA 3010A Pace Analytical Services - Asheville							
Lead	**10.3**	ug/L	5.0	1	08/25/20 01:23	08/25/20 15:20	7439-92-1	

REPORT OF LABORATORY ANALYSIS

This report shall not be reproduced, except in full,
without the written consent of Pace Analytical Services, LLC.

Pace Analytical Services, LLC
9800 Kincey Ave. Suite 100
Huntersville, NC 28078
(704)875-9092

QUALITY CONTROL DATA

Project: 2020-L1-2448 (8/21)
Pace Project No.: 92492033

QC Batch: 562105
QC Batch Method: EPA 3010A
Analysis Method: EPA 6010D
Analysis Description: 6010 MET
Laboratory: Pace Analytical Services - Asheville
Associated Lab Samples: 92492033001, 92492033003

METHOD BLANK: 2981329 Matrix: Water
Associated Lab Samples: 92492033001, 92492033003

Parameter	Units	Blank Result	Reporting Limit	Analyzed	Qualifiers
Lead	ug/L	ND	5.0	08/25/20 14:15	

LABORATORY CONTROL SAMPLE: 2981330

Parameter	Units	Spike Conc.	LCS Result	LCS % Rec	% Rec Limits	Qualifiers
Lead	ug/L	500	468	94	80-120	

MATRIX SPIKE & MATRIX SPIKE DUPLICATE: 2981331 2981332

Parameter	Units	92492029001 Result	MS Spike Conc.	MSD Spike Conc.	MS Result	MSD Result	MS % Rec	MSD % Rec	% Rec Limits	RPD	Qual
Lead	ug/L	ND	500	500	505	517	101	103	75-125	2	

Results presented on this page are in the units indicated by the "Units" column except where an alternate unit is presented to the right of the result.

REPORT OF LABORATORY ANALYSIS

This report shall not be reproduced, except in full,
without the written consent of Pace Analytical Services, LLC.

Pace Analytical Services, LLC
9800 Kincey Ave. Suite 100
Huntersville, NC 28078
(704)875-9092

QUALITY CONTROL DATA

Project: 2020-L1-2448 (8/21)
Pace Project No.: 92492033

QC Batch: 561766
QC Batch Method: SM 6200B
Analysis Method: SM 6200B
Analysis Description: 6200B MSV
Laboratory: Pace Analytical Services - Charlotte
Associated Lab Samples: 92492033002

METHOD BLANK: 2979671 Matrix: Water
Associated Lab Samples: 92492033002

Parameter	Units	Blank Result	Reporting Limit	Analyzed	Qualifiers
Chloroform	ug/L	ND	0.50	08/22/20 04:15	
1,2-Dichloroethane-d4 (S)	%	94	70-130	08/22/20 04:15	
4-Bromofluorobenzene (S)	%	103	70-130	08/22/20 04:15	
Toluene-d8 (S)	%	105	70-130	08/22/20 04:15	

LABORATORY CONTROL SAMPLE: 2979672

Parameter	Units	Spike Conc.	LCS Result	LCS % Rec	% Rec Limits	Qualifiers
Chloroform	ug/L	50	55.9	112	60-140	
1,2-Dichloroethane-d4 (S)	%			103	70-130	
4-Bromofluorobenzene (S)	%			97	70-130	
Toluene-d8 (S)	%			97	70-130	

MATRIX SPIKE & MATRIX SPIKE DUPLICATE: 2979673 2979674

Parameter	Units	92492031001 Result	MS Spike Conc.	MSD Spike Conc.	MS Result	MSD Result	MS % Rec	MSD % Rec	% Rec Limits	RPD	Qual
Chloroform	ug/L	ND	20	20	24.0	24.2	119	119	60-140	1	
1,2-Dichloroethane-d4 (S)	%						104	101	70-130		
4-Bromofluorobenzene (S)	%						100	101	70-130		
Toluene-d8 (S)	%						97	97	70-130		

Results presented on this page are in the units indicated by the "Units" column except where an alternate unit is presented to the right of the result.

REPORT OF LABORATORY ANALYSIS

This report shall not be reproduced, except in full,
without the written consent of Pace Analytical Services, LLC.

Pace Analytical Services, LLC
9800 Kincey Ave. Suite 100
Huntersville, NC 28078
(704)875-9092

QUALIFIERS

Project: 2020-L1-2448 (8/21)
Pace Project No.: 92492033

DEFINITIONS

DF - Dilution Factor, if reported, represents the factor applied to the reported data due to dilution of the sample aliquot.

ND - Not Detected at or above adjusted reporting limit.

TNTC - Too Numerous To Count

J - Estimated concentration above the adjusted method detection limit and below the adjusted reporting limit.

MDL - Adjusted Method Detection Limit.

PQL - Practical Quantitation Limit.

RL - Reporting Limit - The lowest concentration value that meets project requirements for quantitative data with known precision and bias for a specific analyte in a specific matrix.

S - Surrogate

1,2-Diphenylhydrazine decomposes to and cannot be separated from Azobenzene using Method 8270. The result for each analyte is a combined concentration.

Consistent with EPA guidelines, unrounded data are displayed and have been used to calculate % recovery and RPD values.

LCS(D) - Laboratory Control Sample (Duplicate)

MS(D) - Matrix Spike (Duplicate)

DUP - Sample Duplicate

RPD - Relative Percent Difference

NC - Not Calculable.

SG - Silica Gel - Clean-Up

U - Indicates the compound was analyzed for, but not detected.

Acid preservation may not be appropriate for 2 Chloroethylvinyl ether.

A separate vial preserved to a pH of 4-5 is recommended in SW846 Chapter 4 for the analysis of Acrolein and Acrylonitrile by EPA Method 8260.

N-Nitrosodiphenylamine decomposes and cannot be separated from Diphenylamine using Method 8270. The result reported for each analyte is a combined concentration.

Pace Analytical is TNI accredited. Contact your Pace PM for the current list of accredited analytes.

TNI - The NELAC Institute.

This report shall not be reproduced, except in full,
without the written consent of Pace Analytical Services, LLC.

Pace Analytical Services, LLC
9800 Kincey Ave. Suite 100
Huntersville, NC 28078
(704)875-9092

QUALITY CONTROL DATA CROSS REFERENCE TABLE

Project: 2020-L1-2448 (8/21)
Pace Project No.: 92492033

Lab ID	Sample ID	QC Batch Method	QC Batch	Analytical Method	Analytical Batch
92492033001	**Field_Blank**	EPA 3010A	562105	EPA 6010D	562119
92492033003	**FD_08212020**	EPA 3010A	562105	EPA 6010D	562119
92492033002	**Trip_Blank**	SM 6200B	561766		

This report shall not be reproduced, except in full,
without the written consent of Pace Analytical Services, LLC.

Pace Analytical

CHAIN-OF-CUSTODY Analytical Request Document

Chain-of-Custody is a LEGAL DOCUMENT - Complete all relevent fields

LAB

WO# : 92492033

92492033

er Number or

Y

Con

Company: Apex Companies LLC

Address:

Billing Information:

Report To: Andrew Street

Email To: Emily Little

Copy To:

Site Collection Info/Address: 13822 Huntersville-Concord Rd

Customer Project Name/Number: 2020-L1-2448

State: NC / County/City: Huntersville

Time Zone Collected: [ ] PT [ ] MT [ ] CT [ ] ET

Phone:
Email:

Site/Facility ID #:

Compliance Monitoring? [ ] Yes [ ] No

Collected By (print): Margaret Kig

Purchase Order #:
Quote #:

DW PWS ID #:
DW Location Code:

Collected By (signature): [signature]

Turnaround Date Required: ASAP

Immediately Packed on Ice: [✓] Yes [ ] No

Sample Disposal:
[ ] Dispose as appropriate [ ] Return
[ ] Archive: _____
[ ] Hold: _____

Rush: [✓] Same Day [✓] Next Day
[ ] 2 Day [ ] 3 Day [ ] 4 Day [ ] 5 Day
(Expedite Charges Apply)

Field Filtered (if applicable): [ ] Yes [ ] No

Analysis: _____

** Preservative Types: (1) nitric acid, (2) sulfuric acid, (3) hydrochloric acid, (4) sodium hydroxide, (5) zinc acetate, (6) methanol, (7) sodium bisulfate, (8) sodium thiosulfate, (9) hexane, (A) ascorbic acid, (B) ammonium sulfate, (C) ammonium hydroxide, (D) TSP, (U) Unpreserved, (O) Other _____

Analyses

Lab Profile/Line:

Lab Sample Receipt Checklist:

Custody Seals Present/Intact Y N NA
Custody Signatures Present Y N NA
Collector Signature Present Y N NA
Bottles Intact Y N NA
Correct Bottles Y N NA
Sufficient Volume Y N NA
Samples Received on Ice Y N NA
VOA - Headspace Acceptable Y N NA
USDA Regulated Soils Y N NA
Samples in Holding Time Y N NA
Residual Chlorine Present Y N NA
Cl Strips: _____
Sample pH Acceptable Y N NA
pH Strips: _____
Sulfide Present Y N NA
Lead Acetate Strips: _____

LAB USE ONLY:
Lab Sample # / Comments:

* Matrix Codes (Insert in Matrix box below): Drinking Water (DW), Ground Water (GW), Wastewater (WW), Product (P), Soil/Solid (SL), Oil (OL), Wipe (WP), Air (AR), Tissue (TS), Bioassay (B), Vapor (V), Other (OT)

Customer Sample ID	Matrix *	Comp / Grab	Collected (or Composite Start) Date	Collected (or Composite Start) Time	Composite End Date	Composite End Time	Res Cl	# of Ctns	SM 6200B Chloroform only	Lead								Lab Sample # / Comments
FIELD BLANK	DW	G			8-21-20	1858		1		X								92492033 001
TRIP BLANK	DW	G			8-21-20			2	X									002
FD-08212020	DW	G			8-21-20	1929		1		X								003

Customer Remarks / Special Conditions / Possible Hazards:

Type of Ice Used: Wet Blue Dry None

Packing Material Used:

Radchem sample(s) screened (<500 cpm): Y N NA

SHORT HOLDS PRESENT (<72 hours): Y N N/A

Lab Tracking #: 2538848

Samples received via: FEDEX UPS Client Courier Pace Courier

Lab Sample Temperature Info:
Temp Blank Received: Y N NA
Therm ID#: 92T061
Cooler 1 Temp Upon Receipt: 2.2 oC
Cooler 1 Therm Corr. Factor: 0 oC
Cooler 1 Corrected Temp: 2.2 oC
Comments:

Relinquished by/Company: (Signature)	Date/Time:	Received by/Company: (Signature)	Date/Time:
[signature]	8/22/20 918	[signature]	8/22/20 918
Relinquished by/Company: (Signature)	Date/Time:	Received by/Company: (Signature)	Date/Time:
Relinquished by/Company: (Signature)	Date/Time:	Received by/Company: (Signature)	Date/Time:

MTJL LAB USE ONLY
Table #:
Acctnum:
Template:
Prelogin:
PM:
PB:

Trip Blank Received: Y N NA
HCL MeOH TSP Other

Non Conformance(s): YES / NO

Page: _____ of: _____

Pace Analytical Services, LLC
9800 Kincey Ave. Suite 100
Huntersville, NC 28078
(704)875-9092

August 30, 2020

Andrew Street
Apex Companies - NC
5900 Northwoods Business Pkwy
Suite 5900-0
Charlotte, NC 28269

RE: Project: 2020-L1-1448 (8/22)
Pace Project No.: 92492043

Dear Andrew Street:

Enclosed are the analytical results for sample(s) received by the laboratory on August 22, 2020. The results relate only to the samples included in this report. Results reported herein conform to the applicable TNI/NELAC Standards and the laboratory's Quality Manual, where applicable, unless otherwise noted in the body of the report.

The test results provided in this final report were generated by each of the following laboratories within the Pace Network:

- Pace Analytical Services - Charlotte

If you have any questions concerning this report, please feel free to contact me.

Sincerely,

Angela M. Baioni

Angela Baioni
angela.baioni@pacelabs.com
(704)875-9092
Project Manager

Enclosures

cc: J Culbreath, Colonial Pipeline Company
Robert Hughes, Colonial Pipeline
Margaret King, APEX Companies, LLC
Emily Little, Apex Companies
Jeff Morrison, Colonial Pipeline Company
Tom Naumann, APEX Companies - NC
Joe Nicolette, Montrose-EPS
Christopher Schultz, Apex Companies
Robert A. Shenk, Colonial Pipeline Company
J Tate, Colonial Pipeline Company
Alex Testoff, Montrose-EPS
JM Wyatt, Colonial Pipeline Company

REPORT OF LABORATORY ANALYSIS

This report shall not be reproduced, except in full,
without the written consent of Pace Analytical Services, LLC.

Pace Analytical Services, LLC
9800 Kincey Ave. Suite 100
Huntersville, NC 28078
(704)875-9092

CERTIFICATIONS

Project: 2020-L1-1448 (8/22)
Pace Project No.: 92492043

Pace Analytical Services Charlotte
9800 Kincey Ave. Ste 100, Huntersville, NC 28078
Louisiana/NELAP Certification # LA170028
North Carolina Drinking Water Certification #: 37706
North Carolina Field Services Certification #: 5342
North Carolina Wastewater Certification #: 12
South Carolina Certification #: 99006001
Florida/NELAP Certification #: E87627
Kentucky UST Certification #: 84
Virginia/VELAP Certification #: 460221

This report shall not be reproduced, except in full,
without the written consent of Pace Analytical Services, LLC.

Pace Analytical Services, LLC
9800 Kincey Ave. Suite 100
Huntersville, NC 28078
(704)875-9092

SAMPLE ANALYTE COUNT

Project: 2020-L1-1448 (8/22)
Pace Project No.: 92492043

Lab ID	Sample ID	Method	Analysts	Analytes Reported	Laboratory
92492043001	**13736_PE_Dr**	SM 6200B	CL	7	PASI-C

PASI-C = Pace Analytical Services - Charlotte

This report shall not be reproduced, except in full,
without the written consent of Pace Analytical Services, LLC.

Pace Analytical Services, LLC
9800 Kincey Ave. Suite 100
Huntersville, NC 28078
(704)875-9092

ANALYTICAL RESULTS

Project: 2020-L1-1448 (8/22)
Pace Project No.: 92492043

Sample: 13736_PE_Dr **Lab ID: 92492043001** Collected: 08/22/20 17:10 Received: 08/22/20 18:05 Matrix: Water

Parameters	Results	Units	Report Limit	DF	Prepared	Analyzed	CAS No.	Qual
6200B MSV	Analytical Method: SM 6200B Pace Analytical Services - Charlotte							
Benzene	ND	ug/L	0.50	1		08/23/20 10:31	71-43-2	
Ethylbenzene	ND	ug/L	0.50	1		08/23/20 10:31	100-41-4	
Toluene	ND	ug/L	0.50	1		08/23/20 10:31	108-88-3	
Xylene (Total)	ND	ug/L	1.0	1		08/23/20 10:31	1330-20-7	
Surrogates								
1,2-Dichloroethane-d4 (S)	94	%	70-130	1		08/23/20 10:31	17060-07-0	
4-Bromofluorobenzene (S)	97	%	70-130	1		08/23/20 10:31	460-00-4	
Toluene-d8 (S)	97	%	70-130	1		08/23/20 10:31	2037-26-5	

REPORT OF LABORATORY ANALYSIS

This report shall not be reproduced, except in full,
without the written consent of Pace Analytical Services, LLC.

Pace Analytical Services, LLC
9800 Kincey Ave. Suite 100
Huntersville, NC 28078
(704)875-9092

QUALITY CONTROL DATA

Project: 2020-L1-1448 (8/22)
Pace Project No.: 92492043

QC Batch: 561808
QC Batch Method: SM 6200B
Analysis Method: SM 6200B
Analysis Description: 6200B MSV
Laboratory: Pace Analytical Services - Charlotte

Associated Lab Samples: 92492043001

METHOD BLANK: 2979812 Matrix: Water
Associated Lab Samples: 92492043001

Parameter	Units	Blank Result	Reporting Limit	Analyzed	Qualifiers
Benzene	ug/L	ND	0.50	08/23/20 10:13	
Ethylbenzene	ug/L	ND	0.50	08/23/20 10:13	
Toluene	ug/L	ND	0.50	08/23/20 10:13	
Xylene (Total)	ug/L	ND	1.0	08/23/20 10:13	
1,2-Dichloroethane-d4 (S)	%	93	70-130	08/23/20 10:13	
4-Bromofluorobenzene (S)	%	97	70-130	08/23/20 10:13	
Toluene-d8 (S)	%	99	70-130	08/23/20 10:13	

LABORATORY CONTROL SAMPLE: 2979813

Parameter	Units	Spike Conc.	LCS Result	LCS % Rec	% Rec Limits	Qualifiers
Benzene	ug/L	50	49.0	98	60-140	
Ethylbenzene	ug/L	50	52.9	106	60-140	
Toluene	ug/L	50	47.8	96	60-140	
Xylene (Total)	ug/L	150	158	105	60-140	
1,2-Dichloroethane-d4 (S)	%			90	70-130	
4-Bromofluorobenzene (S)	%			90	70-130	
Toluene-d8 (S)	%			96	70-130	

MATRIX SPIKE & MATRIX SPIKE DUPLICATE: 2979814 2979815

Parameter	Units	92492043001 Result	MS Spike Conc.	MSD Spike Conc.	MS Result	MSD Result	MS % Rec	MSD % Rec	% Rec Limits	RPD	Qual
Benzene	ug/L	ND	20	20	22.1	23.0	110	115	60-140	4	
Ethylbenzene	ug/L	ND	20	20	23.7	24.6	118	123	60-140	4	
Toluene	ug/L	ND	20	20	21.1	22.4	105	112	60-140	6	
Xylene (Total)	ug/L	ND	60	60	70.0	73.5	117	123	60-140	5	
1,2-Dichloroethane-d4 (S)	%						90	92	70-130		
4-Bromofluorobenzene (S)	%						94	93	70-130		
Toluene-d8 (S)	%						97	96	70-130		

Results presented on this page are in the units indicated by the "Units" column except where an alternate unit is presented to the right of the result.

REPORT OF LABORATORY ANALYSIS

This report shall not be reproduced, except in full,
without the written consent of Pace Analytical Services, LLC.

Pace Analytical Services, LLC
9800 Kincey Ave. Suite 100
Huntersville, NC 28078
(704)875-9092

QUALIFIERS

Project: 2020-L1-1448 (8/22)
Pace Project No.: 92492043

DEFINITIONS

DF - Dilution Factor, if reported, represents the factor applied to the reported data due to dilution of the sample aliquot.

ND - Not Detected at or above adjusted reporting limit.

TNTC - Too Numerous To Count

J - Estimated concentration above the adjusted method detection limit and below the adjusted reporting limit.

MDL - Adjusted Method Detection Limit.

PQL - Practical Quantitation Limit.

RL - Reporting Limit - The lowest concentration value that meets project requirements for quantitative data with known precision and bias for a specific analyte in a specific matrix.

S - Surrogate

1,2-Diphenylhydrazine decomposes to and cannot be separated from Azobenzene using Method 8270. The result for each analyte is a combined concentration.

Consistent with EPA guidelines, unrounded data are displayed and have been used to calculate % recovery and RPD values.

LCS(D) - Laboratory Control Sample (Duplicate)

MS(D) - Matrix Spike (Duplicate)

DUP - Sample Duplicate

RPD - Relative Percent Difference

NC - Not Calculable.

SG - Silica Gel - Clean-Up

U - Indicates the compound was analyzed for, but not detected.

Acid preservation may not be appropriate for 2 Chloroethylvinyl ether.

A separate vial preserved to a pH of 4-5 is recommended in SW846 Chapter 4 for the analysis of Acrolein and Acrylonitrile by EPA Method 8260.

N-Nitrosodiphenylamine decomposes and cannot be separated from Diphenylamine using Method 8270. The result reported for each analyte is a combined concentration.

Pace Analytical is TNI accredited. Contact your Pace PM for the current list of accredited analytes.

TNI - The NELAC Institute.

This report shall not be reproduced, except in full,
without the written consent of Pace Analytical Services, LLC.

Pace Analytical Services, LLC
9800 Kincey Ave. Suite 100
Huntersville, NC 28078
(704)875-9092

QUALITY CONTROL DATA CROSS REFERENCE TABLE

Project: 2020-L1-1448 (8/22)
Pace Project No.: 92492043

Lab ID	Sample ID	QC Batch Method	QC Batch	Analytical Method	Analytical Batch
92492043001	**13736_PE_Dr**	SM 6200B	561808		

This report shall not be reproduced, except in full,
without the written consent of Pace Analytical Services, LLC.

CHAIN-OF-CUSTODY Analytical Request Document

Pace Analytical

Chain-of-Custody is a LEGAL DOCUMENT - Complete all relevent fields

WO# : 92492043

92492043

LAP

der Number or

LY

Co

Company: Apex Companies LLC	Billing Information:
Address:	
Report To: Andrew Street	Email To: Emily Little / Andrew Street
Copy To:	Site Collection Info/Address: 13736 Pavillion Estates Dr
Customer Project Name/Number: 2020-LI-2448	State: NC County/City: Huntersville Time Zone Collected: [ ] PT [ ] MT [ ] CT [ ] ET
Phone: Email:	Site/Facility ID #:
Collected By (print): Margaret King	Purchase Order #: Quote #:
Collected By (signature): Margaret King	Turnaround Date Required: ASAP
Sample Disposal: [ ] Dispose as appropriate [ ] Return [ ] Archive: [ ] Hold:	Rush: [✓] Same Day [✓] Next Day [ ] 2 Day [ ] 3 Day [ ] 4 Day [ ] 5 Day (Expedite Charges Apply)

Compliance Monitoring? [ ] Yes [ ] No

DW PWS ID #: DW Location Code:

Immediately Packed on Ice: [✓] Yes [ ] No

Field Filtered (if applicable): [ ] Yes [ ] No

Analysis: _____

** Preservative Types: (1) nitric acid, (2) sulfuric acid, (3) hydrochloric acid, (4) sodium hydroxide, (5) zinc acetate, (6) methanol, (7) sodium bisulfate, (8) sodium thiosulfate, (9) hexane, (A) ascorbic acid, (B) ammonium sulfate, (C) ammonium hydroxide, (D) TSP, (U) Unpreserved, (O) Other _____

* Matrix Codes (Insert in Matrix box below): Drinking Water (DW), Ground Water (GW), Wastewater (WW), Product (P), Soil/Solid (SL), Oil (OL), Wipe (WP), Air (AR), Tissue (TS), Bioassay (B), Vapor (V), Other (OT)

Customer Sample ID	Matrix *	Comp / Grab	Collected (or Composite Start) Date	Collected (or Composite Start) Time	Composite End Date	Composite End Time	Res Cl	# of Ctns	Analyses: BTEX SM 6200B	Lab Profile/Line:
13736 PE Dr	DW	G			8-22-20	1710		4		92492043 001

Lab Sample Receipt Checklist:

Custody Seals Present/Intact	Y N	NA
Custody Signatures Present	Y N	NA
Collector Signature Present	Y N	NA
Bottles Intact	Y N	NA
Correct Bottles	Y N	NA
Sufficient Volume	Y N	NA
Samples Received on Ice	Y N	NA
VOA - Headspace Acceptable	Y N	NA
USDA Regulated Soils	Y N	NA
Samples in Holding Time	Y N	NA
Residual Chlorine Present	Y N	NA
Cl Strips: _____		
Sample pH Acceptable	Y N	NA
pH Strips: _____		
Sulfide Present	Y N	NA
Lead Acetate Strips: _____		

LAB USE ONLY:
Lab Sample # / Comments:

Customer Remarks / Special Conditions / Possible Hazards:

Type of Ice Used: Wet Blue Dry None

Packing Material Used:

Radchem sample(s) screened (<500 cpm): Y N NA

SHORT HOLDS PRESENT (<72 hours): Y N N/A

Lab Tracking #: 2538841

Samples received via: FEDEX UPS Client Courier Pace Courier

Lab Sample Temperature Info:
Temp Blank Received: Y N NA
Therm ID#: 92706
Cooler 1 Temp Upon Receipt: 5.2 oC
Cooler 1 Therm Corr. Factor: 0 oC
Cooler 1 Corrected Temp: 5.2 oC
Comments:

Relinquished by/Company: (Signature)	Date/Time:	Received by/Company: (Signature)	Date/Time:
Margaret King	8/22/20 1805		8/22/20 1805
Relinquished by/Company: (Signature)	Date/Time:	Received by/Company: (Signature)	Date/Time:
Relinquished by/Company: (Signature)	Date/Time:	Received by/Company: (Signature)	Date/Time:

MTJL LAB USE ONLY
Table #:
Acctnum:
Template:
Prelogin:
PM:
PB:

Trip Blank Received: Y N NA
HCL MeOH TSP Other

Non Conformance(s): YES / NO

Page: _____ of: _____

Pace Analytical Services, LLC
9800 Kincey Ave. Suite 100
Huntersville, NC 28078
(704)875-9092

August 30, 2020

Andrew Street
Apex Companies - NC
5900 Northwoods Business Pkwy
Suite 5900-0
Charlotte, NC 28269

RE: Project: 2020-L1-1448 (8/22)
Pace Project No.: 92492044

Dear Andrew Street:

Enclosed are the analytical results for sample(s) received by the laboratory on August 22, 2020. The results relate only to the samples included in this report. Results reported herein conform to the applicable TNI/NELAC Standards and the laboratory's Quality Manual, where applicable, unless otherwise noted in the body of the report.

The test results provided in this final report were generated by each of the following laboratories within the Pace Network:

- Pace Analytical Services - Charlotte

If you have any questions concerning this report, please feel free to contact me.

Sincerely,

Angela M. Baioni

Angela Baioni
angela.baioni@pacelabs.com
(704)875-9092
Project Manager

Enclosures

cc: J Culbreath, Colonial Pipeline Company
Robert Hughes, Colonial Pipeline
Margaret King, APEX Companies, LLC
Emily Little, Apex Companies
Jeff Morrison, Colonial Pipeline Company
Tom Naumann, APEX Companies - NC
Joe Nicolette, Montrose-EPS
Christopher Schultz, Apex Companies
Robert A. Shenk, Colonial Pipeline Company
J Tate, Colonial Pipeline Company
Alex Testoff, Montrose-EPS
JM Wyatt, Colonial Pipeline Company

REPORT OF LABORATORY ANALYSIS

This report shall not be reproduced, except in full,
without the written consent of Pace Analytical Services, LLC.

Pace Analytical Services, LLC
9800 Kincey Ave. Suite 100
Huntersville, NC 28078
(704)875-9092

CERTIFICATIONS

Project: 2020-L1-1448 (8/22)
Pace Project No.: 92492044

Pace Analytical Services Charlotte
9800 Kincey Ave. Ste 100, Huntersville, NC 28078
Louisiana/NELAP Certification # LA170028
North Carolina Drinking Water Certification #: 37706
North Carolina Field Services Certification #: 5342
North Carolina Wastewater Certification #: 12
South Carolina Certification #: 99006001
Florida/NELAP Certification #: E87627
Kentucky UST Certification #: 84
Virginia/VELAP Certification #: 460221

REPORT OF LABORATORY ANALYSIS

This report shall not be reproduced, except in full,
without the written consent of Pace Analytical Services, LLC.

Pace Analytical Services, LLC
9800 Kincey Ave. Suite 100
Huntersville, NC 28078
(704)875-9092

SAMPLE ANALYTE COUNT

Project: 2020-L1-1448 (8/22)
Pace Project No.: 92492044

Lab ID	Sample ID	Method	Analysts	Analytes Reported	Laboratory
92492044001	**15110_PL_Dr**	SM 6200B	CL	7	PASI-C

PASI-C = Pace Analytical Services - Charlotte

REPORT OF LABORATORY ANALYSIS

This report shall not be reproduced, except in full,
without the written consent of Pace Analytical Services, LLC.

Pace Analytical Services, LLC
9800 Kincey Ave. Suite 100
Huntersville, NC 28078
(704)875-9092

ANALYTICAL RESULTS

Project: 2020-L1-1448 (8/22)
Pace Project No.: 92492044

Sample: 15110_PL_Dr **Lab ID: 92492044001** Collected: 08/22/20 15:15 Received: 08/22/20 18:05 Matrix: Water

Parameters	Results	Units	Report Limit	DF	Prepared	Analyzed	CAS No.	Qual
6200B MSV	Analytical Method: SM 6200B Pace Analytical Services - Charlotte							
Benzene	ND	ug/L	0.50	1		08/23/20 10:48	71-43-2	
Ethylbenzene	ND	ug/L	0.50	1		08/23/20 10:48	100-41-4	
Toluene	ND	ug/L	0.50	1		08/23/20 10:48	108-88-3	
Xylene (Total)	ND	ug/L	1.0	1		08/23/20 10:48	1330-20-7	
Surrogates								
1,2-Dichloroethane-d4 (S)	94	%	70-130	1		08/23/20 10:48	17060-07-0	
4-Bromofluorobenzene (S)	95	%	70-130	1		08/23/20 10:48	460-00-4	
Toluene-d8 (S)	99	%	70-130	1		08/23/20 10:48	2037-26-5	

This report shall not be reproduced, except in full,
without the written consent of Pace Analytical Services, LLC.

Pace Analytical Services, LLC
9800 Kincey Ave. Suite 100
Huntersville, NC 28078
(704)875-9092

QUALITY CONTROL DATA

Project: 2020-L1-1448 (8/22)
Pace Project No.: 92492044

QC Batch: 561808
QC Batch Method: SM 6200B
Analysis Method: SM 6200B
Analysis Description: 6200B MSV
Laboratory: Pace Analytical Services - Charlotte

Associated Lab Samples: 92492044001

METHOD BLANK: 2979812 Matrix: Water
Associated Lab Samples: 92492044001

Parameter	Units	Blank Result	Reporting Limit	Analyzed	Qualifiers
Benzene	ug/L	ND	0.50	08/23/20 10:13	
Ethylbenzene	ug/L	ND	0.50	08/23/20 10:13	
Toluene	ug/L	ND	0.50	08/23/20 10:13	
Xylene (Total)	ug/L	ND	1.0	08/23/20 10:13	
1,2-Dichloroethane-d4 (S)	%	93	70-130	08/23/20 10:13	
4-Bromofluorobenzene (S)	%	97	70-130	08/23/20 10:13	
Toluene-d8 (S)	%	99	70-130	08/23/20 10:13	

LABORATORY CONTROL SAMPLE: 2979813

Parameter	Units	Spike Conc.	LCS Result	LCS % Rec	% Rec Limits	Qualifiers
Benzene	ug/L	50	49.0	98	60-140	
Ethylbenzene	ug/L	50	52.9	106	60-140	
Toluene	ug/L	50	47.8	96	60-140	
Xylene (Total)	ug/L	150	158	105	60-140	
1,2-Dichloroethane-d4 (S)	%			90	70-130	
4-Bromofluorobenzene (S)	%			90	70-130	
Toluene-d8 (S)	%			96	70-130	

MATRIX SPIKE & MATRIX SPIKE DUPLICATE: 2979814 2979815

Parameter	Units	92492043001 Result	MS Spike Conc.	MSD Spike Conc.	MS Result	MSD Result	MS % Rec	MSD % Rec	% Rec Limits	RPD	Qual
Benzene	ug/L	ND	20	20	22.1	23.0	110	115	60-140	4	
Ethylbenzene	ug/L	ND	20	20	23.7	24.6	118	123	60-140	4	
Toluene	ug/L	ND	20	20	21.1	22.4	105	112	60-140	6	
Xylene (Total)	ug/L	ND	60	60	70.0	73.5	117	123	60-140	5	
1,2-Dichloroethane-d4 (S)	%						90	92	70-130		
4-Bromofluorobenzene (S)	%						94	93	70-130		
Toluene-d8 (S)	%						97	96	70-130		

Results presented on this page are in the units indicated by the "Units" column except where an alternate unit is presented to the right of the result.

REPORT OF LABORATORY ANALYSIS

This report shall not be reproduced, except in full,
without the written consent of Pace Analytical Services, LLC.

Pace Analytical Services, LLC
9800 Kincey Ave. Suite 100
Huntersville, NC 28078
(704)875-9092

QUALIFIERS

Project: 2020-L1-1448 (8/22)
Pace Project No.: 92492044

DEFINITIONS

DF - Dilution Factor, if reported, represents the factor applied to the reported data due to dilution of the sample aliquot.

ND - Not Detected at or above adjusted reporting limit.

TNTC - Too Numerous To Count

J - Estimated concentration above the adjusted method detection limit and below the adjusted reporting limit.

MDL - Adjusted Method Detection Limit.

PQL - Practical Quantitation Limit.

RL - Reporting Limit - The lowest concentration value that meets project requirements for quantitative data with known precision and bias for a specific analyte in a specific matrix.

S - Surrogate

1,2-Diphenylhydrazine decomposes to and cannot be separated from Azobenzene using Method 8270. The result for each analyte is a combined concentration.

Consistent with EPA guidelines, unrounded data are displayed and have been used to calculate % recovery and RPD values.

LCS(D) - Laboratory Control Sample (Duplicate)

MS(D) - Matrix Spike (Duplicate)

DUP - Sample Duplicate

RPD - Relative Percent Difference

NC - Not Calculable.

SG - Silica Gel - Clean-Up

U - Indicates the compound was analyzed for, but not detected.

Acid preservation may not be appropriate for 2 Chloroethylvinyl ether.

A separate vial preserved to a pH of 4-5 is recommended in SW846 Chapter 4 for the analysis of Acrolein and Acrylonitrile by EPA Method 8260.

N-Nitrosodiphenylamine decomposes and cannot be separated from Diphenylamine using Method 8270. The result reported for each analyte is a combined concentration.

Pace Analytical is TNI accredited. Contact your Pace PM for the current list of accredited analytes.

TNI - The NELAC Institute.

This report shall not be reproduced, except in full,
without the written consent of Pace Analytical Services, LLC.

Pace Analytical Services, LLC
9800 Kincey Ave. Suite 100
Huntersville, NC 28078
(704)875-9092

QUALITY CONTROL DATA CROSS REFERENCE TABLE

Project: 2020-L1-1448 (8/22)
Pace Project No.: 92492044

Lab ID	Sample ID	QC Batch Method	QC Batch	Analytical Method	Analytical Batch
92492044001	**15110_PL_Dr**	SM 6200B	561808		

This report shall not be reproduced, except in full,
without the written consent of Pace Analytical Services, LLC.

CHAIN-OF-CUSTODY Analytical Request Document

Pace Analytical

Chain-of-Custody is a LEGAL DOCUMENT - Complete all relevent fields

LAB USE ONLY- Affix Workorder/Login Label Here — Number or

WO# : 92492044

92492044

Company: Apex Companies LLC	Billing Information:
Address:	
Report To: Andrew Street	Email To: Emily Little / Andrew Street
Copy To:	Site Collection Info/Address: 15110 Pavillion Loop DR
Customer Project Name/Number: 2020-11-2448	State: NC County/City: Huntersville Time Zone Collected: [ ]PT [ ]MT [ ]CT [ ]ET
Phone: / Email:	Site/Facility ID #:
Collected By (print):	Purchase Order #: / Quote #:
Collected By (signature):	Turnaround Date Required: ASAP
Sample Disposal: [ ] Dispose as appropriate [ ] Return [ ] Archive: _____ [ ] Hold: _____	Rush: [X] Same Day [X] Next Day [ ] 2 Day [ ] 3 Day [ ] 4 Day [ ] 5 Day (Expedite Charges Apply)

Compliance Monitoring? [ ] Yes [ ] No

DW PWS ID #: / DW Location Code:

Immediately Packed on Ice: [X] Yes [ ] No

Field Filtered (if applicable): [ ] Yes [ ] No

Analysis: _____

* Matrix Codes (Insert in Matrix box below): Drinking Water (DW), Ground Water (GW), Wastewater (WW), Product (P), Soil/Solid (SL), Oil (OL), Wipe (WP), Air (AR), Tissue (TS), Bioassay (B), Vapor (V), Other (OT)

** Preservative Types: (1) nitric acid, (2) sulfuric acid, (3) hydrochloric acid, (4) sodium hydroxide, (5) zinc acetate, (6) methanol, (7) sodium bisulfate, (8) sodium thiosulfate, (9) hexane, (A) ascorbic acid, (B) ammonium sulfate, (C) ammonium hydroxide, (D) TSP, (U) Unpreserved, (O) Other _____

Customer Sample ID	Matrix *	Comp / Grab	Collected (or Composite Start) Date	Collected (or Composite Start) Time	Composite End Date	Composite End Time	Res Cl	# of Ctns	Analyses: BTEX SM 6200B	Lab Profile/Line:
15110 PL Dr	DW	G			8-22-20	1515		4	X	92492044 001

Lab Sample Receipt Checklist:

Custody Seals Present/Intact	(Y)	N	NA
Custody Signatures Present	(Y)	N	NA
Collector Signature Present	(Y)	N	NA
Bottles Intact	(Y)	N	NA
Correct Bottles	(Y)	N	NA
Sufficient Volume	(Y)	N	NA
Samples Received on Ice	(Y)	N	NA
VOA - Headspace Acceptable	(Y)	N	NA
USDA Regulated Soils	Y	N	(NA)
Samples in Holding Time	(Y)	N	NA
Residual Chlorine Present	Y	N	(NA)
Cl Strips: _____			
Sample pH Acceptable	Y	N	(NA)
pH Strips: _____			
Sulfide Present	Y	N	(NA)
Lead Acetate Strips: _____			

LAB USE ONLY:
Lab Sample # / Comments:

Customer Remarks / Special Conditions / Possible Hazards:

Type of Ice Used: Wet Blue Dry None

Packing Material Used:

Radchem sample(s) screened (<500 cpm): Y N NA

SHORT HOLDS PRESENT (<72 hours): Y N N/A

Lab Tracking #: 2538840

Samples received via: FEDEX UPS Client Courier Pace Courier

Lab Sample Temperature Info:
Temp Blank Received: Y N NA
Therm ID#: 92706l
Cooler 1 Temp Upon Receipt: 5.2 oC
Cooler 1 Therm Corr. Factor: 0 oC
Cooler 1 Corrected Temp: 5.2 oC
Comments:

Relinquished by/Company: (Signature)	Date/Time:	Received by/Company: (Signature)	Date/Time:
[signature]	8/22/20 1805	[signature]	8/22/20 1805
Relinquished by/Company: (Signature)	Date/Time:	Received by/Company: (Signature)	Date/Time:
Relinquished by/Company: (Signature)	Date/Time:	Received by/Company: (Signature)	Date/Time:

MTJL LAB USE ONLY
Table #:
Acctnum:
Template:
Prelogin:
PM:
PB:

Trip Blank Received: Y N NA
HCL MeOH TSP Other

Non Conformance(s): YES / NO

Page: _____ of: _____

Pace Analytical Services, LLC
9800 Kincey Ave. Suite 100
Huntersville, NC 28078
(704)875-9092

August 30, 2020

Andrew Street
Apex Companies - NC
5900 Northwoods Business Pkwy
Suite 5900-0
Charlotte, NC 28269

RE: Project: 2020-L1-1448 (8/22)
Pace Project No.: 92492045

Dear Andrew Street:

Enclosed are the analytical results for sample(s) received by the laboratory on August 22, 2020. The results relate only to the samples included in this report. Results reported herein conform to the applicable TNI/NELAC Standards and the laboratory's Quality Manual, where applicable, unless otherwise noted in the body of the report.

The test results provided in this final report were generated by each of the following laboratories within the Pace Network:

- Pace Analytical Services - Charlotte

If you have any questions concerning this report, please feel free to contact me.

Sincerely,

Angela M. Baioni

Angela Baioni
angela.baioni@pacelabs.com
(704)875-9092
Project Manager

Enclosures

cc: J Culbreath, Colonial Pipeline Company
Robert Hughes, Colonial Pipeline
Margaret King, APEX Companies, LLC
Emily Little, Apex Companies
Jeff Morrison, Colonial Pipeline Company
Tom Naumann, APEX Companies - NC
Joe Nicolette, Montrose-EPS
Christopher Schultz, Apex Companies
Robert A. Shenk, Colonial Pipeline Company
J Tate, Colonial Pipeline Company
Alex Testoff, Montrose-EPS
JM Wyatt, Colonial Pipeline Company

REPORT OF LABORATORY ANALYSIS

This report shall not be reproduced, except in full,
without the written consent of Pace Analytical Services, LLC.

Pace Analytical Services, LLC
9800 Kincey Ave. Suite 100
Huntersville, NC 28078
(704)875-9092

CERTIFICATIONS

Project: 2020-L1-1448 (8/22)
Pace Project No.: 92492045

Pace Analytical Services Charlotte
9800 Kincey Ave. Ste 100, Huntersville, NC 28078
Louisiana/NELAP Certification # LA170028
North Carolina Drinking Water Certification #: 37706
North Carolina Field Services Certification #: 5342
North Carolina Wastewater Certification #: 12
South Carolina Certification #: 99006001
Florida/NELAP Certification #: E87627
Kentucky UST Certification #: 84
Virginia/VELAP Certification #: 460221

REPORT OF LABORATORY ANALYSIS

This report shall not be reproduced, except in full,
without the written consent of Pace Analytical Services, LLC.

Pace Analytical Services, LLC
9800 Kincey Ave. Suite 100
Huntersville, NC 28078
(704)875-9092

SAMPLE ANALYTE COUNT

Project: 2020-L1-1448 (8/22)
Pace Project No.: 92492045

Lab ID	Sample ID	Method	Analysts	Analytes Reported	Laboratory
92492045001	**15136_PL_Dr**	SM 6200B	CL	7	PASI-C

PASI-C = Pace Analytical Services - Charlotte

REPORT OF LABORATORY ANALYSIS

This report shall not be reproduced, except in full,
without the written consent of Pace Analytical Services, LLC.

Pace Analytical Services, LLC
9800 Kincey Ave. Suite 100
Huntersville, NC 28078
(704)875-9092

ANALYTICAL RESULTS

Project: 2020-L1-1448 (8/22)
Pace Project No.: 92492045

Sample: 15136_PL_Dr **Lab ID: 92492045001** Collected: 08/22/20 13:50 Received: 08/22/20 18:05 Matrix: Water

Parameters	Results	Units	Report Limit	DF	Prepared	Analyzed	CAS No.	Qual
6200B MSV	Analytical Method: SM 6200B Pace Analytical Services - Charlotte							
Benzene	ND	ug/L	0.50	1		08/23/20 11:06	71-43-2	
Ethylbenzene	ND	ug/L	0.50	1		08/23/20 11:06	100-41-4	
Toluene	ND	ug/L	0.50	1		08/23/20 11:06	108-88-3	
Xylene (Total)	ND	ug/L	1.0	1		08/23/20 11:06	1330-20-7	
Surrogates								
1,2-Dichloroethane-d4 (S)	92	%	70-130	1		08/23/20 11:06	17060-07-0	
4-Bromofluorobenzene (S)	96	%	70-130	1		08/23/20 11:06	460-00-4	
Toluene-d8 (S)	98	%	70-130	1		08/23/20 11:06	2037-26-5	

REPORT OF LABORATORY ANALYSIS

This report shall not be reproduced, except in full,
without the written consent of Pace Analytical Services, LLC.

Pace Analytical Services, LLC
9800 Kincey Ave. Suite 100
Huntersville, NC 28078
(704)875-9092

QUALITY CONTROL DATA

Project: 2020-L1-1448 (8/22)
Pace Project No.: 92492045

QC Batch: 561808
QC Batch Method: SM 6200B
Analysis Method: SM 6200B
Analysis Description: 6200B MSV
Laboratory: Pace Analytical Services - Charlotte

Associated Lab Samples: 92492045001

METHOD BLANK: 2979812 Matrix: Water
Associated Lab Samples: 92492045001

Parameter	Units	Blank Result	Reporting Limit	Analyzed	Qualifiers
Benzene	ug/L	ND	0.50	08/23/20 10:13	
Ethylbenzene	ug/L	ND	0.50	08/23/20 10:13	
Toluene	ug/L	ND	0.50	08/23/20 10:13	
Xylene (Total)	ug/L	ND	1.0	08/23/20 10:13	
1,2-Dichloroethane-d4 (S)	%	93	70-130	08/23/20 10:13	
4-Bromofluorobenzene (S)	%	97	70-130	08/23/20 10:13	
Toluene-d8 (S)	%	99	70-130	08/23/20 10:13	

LABORATORY CONTROL SAMPLE: 2979813

Parameter	Units	Spike Conc.	LCS Result	LCS % Rec	% Rec Limits	Qualifiers
Benzene	ug/L	50	49.0	98	60-140	
Ethylbenzene	ug/L	50	52.9	106	60-140	
Toluene	ug/L	50	47.8	96	60-140	
Xylene (Total)	ug/L	150	158	105	60-140	
1,2-Dichloroethane-d4 (S)	%			90	70-130	
4-Bromofluorobenzene (S)	%			90	70-130	
Toluene-d8 (S)	%			96	70-130	

MATRIX SPIKE & MATRIX SPIKE DUPLICATE: 2979814 2979815

Parameter	Units	92492043001 Result	MS Spike Conc.	MSD Spike Conc.	MS Result	MSD Result	MS % Rec	MSD % Rec	% Rec Limits	RPD	Qual
Benzene	ug/L	ND	20	20	22.1	23.0	110	115	60-140	4	
Ethylbenzene	ug/L	ND	20	20	23.7	24.6	118	123	60-140	4	
Toluene	ug/L	ND	20	20	21.1	22.4	105	112	60-140	6	
Xylene (Total)	ug/L	ND	60	60	70.0	73.5	117	123	60-140	5	
1,2-Dichloroethane-d4 (S)	%						90	92	70-130		
4-Bromofluorobenzene (S)	%						94	93	70-130		
Toluene-d8 (S)	%						97	96	70-130		

Results presented on this page are in the units indicated by the "Units" column except where an alternate unit is presented to the right of the result.

REPORT OF LABORATORY ANALYSIS

This report shall not be reproduced, except in full,
without the written consent of Pace Analytical Services, LLC.

Pace Analytical Services, LLC
9800 Kincey Ave. Suite 100
Huntersville, NC 28078
(704)875-9092

QUALIFIERS

Project: 2020-L1-1448 (8/22)
Pace Project No.: 92492045

DEFINITIONS

DF - Dilution Factor, if reported, represents the factor applied to the reported data due to dilution of the sample aliquot.

ND - Not Detected at or above adjusted reporting limit.

TNTC - Too Numerous To Count

J - Estimated concentration above the adjusted method detection limit and below the adjusted reporting limit.

MDL - Adjusted Method Detection Limit.

PQL - Practical Quantitation Limit.

RL - Reporting Limit - The lowest concentration value that meets project requirements for quantitative data with known precision and bias for a specific analyte in a specific matrix.

S - Surrogate

1,2-Diphenylhydrazine decomposes to and cannot be separated from Azobenzene using Method 8270. The result for each analyte is a combined concentration.

Consistent with EPA guidelines, unrounded data are displayed and have been used to calculate % recovery and RPD values.

LCS(D) - Laboratory Control Sample (Duplicate)

MS(D) - Matrix Spike (Duplicate)

DUP - Sample Duplicate

RPD - Relative Percent Difference

NC - Not Calculable.

SG - Silica Gel - Clean-Up

U - Indicates the compound was analyzed for, but not detected.

Acid preservation may not be appropriate for 2 Chloroethylvinyl ether.

A separate vial preserved to a pH of 4-5 is recommended in SW846 Chapter 4 for the analysis of Acrolein and Acrylonitrile by EPA Method 8260.

N-Nitrosodiphenylamine decomposes and cannot be separated from Diphenylamine using Method 8270. The result reported for each analyte is a combined concentration.

Pace Analytical is TNI accredited. Contact your Pace PM for the current list of accredited analytes.

TNI - The NELAC Institute.

This report shall not be reproduced, except in full,
without the written consent of Pace Analytical Services, LLC.

Pace Analytical Services, LLC
9800 Kincey Ave. Suite 100
Huntersville, NC 28078
(704)875-9092

QUALITY CONTROL DATA CROSS REFERENCE TABLE

Project: 2020-L1-1448 (8/22)
Pace Project No.: 92492045

Lab ID	Sample ID	QC Batch Method	QC Batch	Analytical Method	Analytical Batch
92492045001	**15136_PL_Dr**	SM 6200B	561808		

This report shall not be reproduced, except in full,
without the written consent of Pace Analytical Services, LLC.

CHAIN-OF-CUSTODY Analytical Request Document

Pace Analytical

Chain-of-Custody is a LEGAL DOCUMENT - Complete all relevent fields

LAB USE

WO# : 92492045

92492045

umber or

Container

Company:	Billing Information:
Apex Companies LLC	
Address:	
Report To: Andrew Street	Email To: Emily Little / Andrew Street
Copy To:	Site Collection Info/Address: 15136 Pavillion Loop Dr
Customer Project Name/Number: 2020-L1-2448	State: NC County/City: Huntersville Time Zone Collected: [ ]PT [ ]MT [ ]CT [ ]ET
Phone: Email:	Site/Facility ID #: Compliance Monitoring? [ ] Yes [ ] No
Collected By (print): Margaret King	Purchase Order #: Quote #: DW PWS ID #: DW Location Code:
Collected By (Signature):	Turnaround Date Required: ASAP Immediately Packed on Ice: [✓] Yes [ ] No
Sample Disposal: [ ] Dispose as appropriate [ ] Return [ ] Archive: [ ] Hold:	Rush: [✓] Same Day [✓] Next Day [ ] 2 Day [ ] 3 Day [ ] 4 Day [ ] 5 Day (Expedite Charges Apply) Field Filtered (if applicable): [ ] Yes [ ] No Analysis:

** Preservative Types: (1) nitric acid, (2) sulfuric acid, (3) hydrochloric acid, (4) sodium hydroxide, (5) zinc acetate, (6) methanol, (7) sodium bisulfate, (8) sodium thiosulfate, (9) hexane, (A) ascorbic acid, (B) ammonium sulfate, (C) ammonium hydroxide, (D) TSP, (U) Unpreserved, (O) Other _____

* Matrix Codes (Insert in Matrix box below): Drinking Water (DW), Ground Water (GW), Wastewater (WW), Product (P), Soil/Solid (SL), Oil (OL), Wipe (WP), Air (AR), Tissue (TS), Bioassay (B), Vapor (V), Other (OT)

Customer Sample ID	Matrix *	Comp / Grab	Collected (or Composite Start) Date	Collected (or Composite Start) Time	Composite End Date	Composite End Time	Res Cl	# of Ctns	Analyses: BTEX SM 6200 B
15136 PL Dr	DW	G			8-22-20	1750		4	X

Lab Profile/Line:

Lab Sample Receipt Checklist:

Custody Seals Present/Intact	Y N NA
Custody Signatures Present	Y N NA
Collector Signature Present	Y N NA
Bottles Intact	Y N NA
Correct Bottles	Y N NA
Sufficient Volume	Y N NA
Samples Received on Ice	Y N NA
VOA - Headspace Acceptable	Y N NA
USDA Regulated Soils	Y N NA
Samples in Holding Time	Y N NA
Residual Chlorine Present	Y N NA
Cl Strips:	
Sample pH Acceptable	Y N NA
pH Strips:	
Sulfide Present	Y N NA
Lead Acetate Strips:	

LAB USE ONLY:
Lab Sample # / Comments:

92492045
001

Customer Remarks / Special Conditions / Possible Hazards:

Type of Ice Used: Wet Blue Dry None

Packing Material Used:

Radchem sample(s) screened (<500 cpm): Y N NA

SHORT HOLDS PRESENT (<72 hours): Y N N/A

Lab Tracking #: 2538838

Samples received via: FEDEX UPS Client Courier Pace Courier

Lab Sample Temperature Info:
Temp Blank Received: Y N NA
Therm ID#: 92706
Cooler 1 Temp Upon Receipt: 5.2 oC
Cooler 1 Therm Corr. Factor: 0 oC
Cooler 1 Corrected Temp: 5.2 oC
Comments:

Relinquished by/Company: (Signature)	Date/Time:	Received by/Company: (Signature)	Date/Time:
	8/22/20 1805		8/22/20 1805
Relinquished by/Company: (Signature)	Date/Time:	Received by/Company: (Signature)	Date/Time:
Relinquished by/Company: (Signature)	Date/Time:	Received by/Company: (Signature)	Date/Time:

MTJL LAB USE ONLY
Table #:
Acctnum:
Template:
Prelogin:
PM:
PB:

Trip Blank Received: Y N NA
HCL MeOH TSP Other

Non Conformance(s): YES / NO

Page: _____ of: _____

Pace Analytical Services, LLC
9800 Kincey Ave. Suite 100
Huntersville, NC 28078
(704)875-9092

August 24, 2020

Andrew Street
Apex Companies - NC
5900 Northwoods Business Pkwy
Suite 5900-0
Charlotte, NC 28269

RE: Project: 2020-L1-1448 (8/22)
Pace Project No.: 92492046

Dear Andrew Street:

Enclosed are the analytical results for sample(s) received by the laboratory on August 22, 2020. The results relate only to the samples included in this report. Results reported herein conform to the applicable TNI/NELAC Standards and the laboratory's Quality Manual, where applicable, unless otherwise noted in the body of the report.

The test results provided in this final report were generated by each of the following laboratories within the Pace Network:

- Pace Analytical Services - Charlotte

If you have any questions concerning this report, please feel free to contact me.

Sincerely,

Angela M. Baioni

Angela Baioni
angela.baioni@pacelabs.com
(704)875-9092
Project Manager

Enclosures

cc: Stanley Carpenter, Colonial Pipeline
J Culbreath, Colonial Pipeline Company
Robert Hughes, Colonial Pipeline
Margaret King, APEX Companies, LLC
Emily Little, Apex Companies
Jeff Morrison, Colonial Pipeline Company
Tom Naumann, APEX Companies - NC
Joe Nicolette, Montrose-EPS
Robert A. Shenk, Colonial Pipeline Company
J Tate, Colonial Pipeline Company
Alex Testoff, Montrose-EPS
JM Wyatt, Colonial Pipeline Company

REPORT OF LABORATORY ANALYSIS

This report shall not be reproduced, except in full,
without the written consent of Pace Analytical Services, LLC.

Pace Analytical Services, LLC
9800 Kincey Ave. Suite 100
Huntersville, NC 28078
(704)875-9092

CERTIFICATIONS

Project: 2020-L1-1448 (8/22)
Pace Project No.: 92492046

Pace Analytical Services Charlotte
9800 Kincey Ave. Ste 100, Huntersville, NC 28078
Louisiana/NELAP Certification # LA170028
North Carolina Drinking Water Certification #: 37706
North Carolina Field Services Certification #: 5342
North Carolina Wastewater Certification #: 12
South Carolina Certification #: 99006001
Florida/NELAP Certification #: E87627
Kentucky UST Certification #: 84
Virginia/VELAP Certification #: 460221

REPORT OF LABORATORY ANALYSIS

This report shall not be reproduced, except in full,
without the written consent of Pace Analytical Services, LLC.

Pace Analytical Services, LLC
9800 Kincey Ave. Suite 100
Huntersville, NC 28078
(704)875-9092

SAMPLE ANALYTE COUNT

Project: 2020-L1-1448 (8/22)
Pace Project No.: 92492046

Lab ID	Sample ID	Method	Analysts	Analytes Reported	Laboratory
92492046001	**15128 PL Dr**	SM 6200B	CL	7	PASI-C

PASI-C = Pace Analytical Services - Charlotte

REPORT OF LABORATORY ANALYSIS

This report shall not be reproduced, except in full,
without the written consent of Pace Analytical Services, LLC.

Pace Analytical Services, LLC
9800 Kincey Ave. Suite 100
Huntersville, NC 28078
(704)875-9092

ANALYTICAL RESULTS

Project: 2020-L1-1448 (8/22)
Pace Project No.: 92492046

Sample: 15128 PL Dr **Lab ID: 92492046001** Collected: 08/22/20 12:43 Received: 08/22/20 18:05 Matrix: Water

Parameters	Results	Units	Report Limit	DF	Prepared	Analyzed	CAS No.	Qual
6200B MSV	Analytical Method: SM 6200B Pace Analytical Services - Charlotte							
Benzene	ND	ug/L	0.50	1		08/23/20 10:38	71-43-2	
Ethylbenzene	ND	ug/L	0.50	1		08/23/20 10:38	100-41-4	
Toluene	ND	ug/L	0.50	1		08/23/20 10:38	108-88-3	
Xylene (Total)	ND	ug/L	1.0	1		08/23/20 10:38	1330-20-7	
Surrogates								
1,2-Dichloroethane-d4 (S)	94	%	70-130	1		08/23/20 10:38	17060-07-0	
4-Bromofluorobenzene (S)	100	%	70-130	1		08/23/20 10:38	460-00-4	
Toluene-d8 (S)	104	%	70-130	1		08/23/20 10:38	2037-26-5	

REPORT OF LABORATORY ANALYSIS

This report shall not be reproduced, except in full,
without the written consent of Pace Analytical Services, LLC.

Pace Analytical Services, LLC
9800 Kincey Ave. Suite 100
Huntersville, NC 28078
(704)875-9092

QUALITY CONTROL DATA

Project: 2020-L1-1448 (8/22)
Pace Project No.: 92492046

QC Batch: 561809
QC Batch Method: SM 6200B
Analysis Method: SM 6200B
Analysis Description: 6200B MSV
Laboratory: Pace Analytical Services - Charlotte
Associated Lab Samples: 92492046001

METHOD BLANK: 2979816 Matrix: Water
Associated Lab Samples: 92492046001

Parameter	Units	Blank Result	Reporting Limit	Analyzed	Qualifiers
Benzene	ug/L	ND	0.50	08/23/20 10:20	
Ethylbenzene	ug/L	ND	0.50	08/23/20 10:20	
Toluene	ug/L	ND	0.50	08/23/20 10:20	
Xylene (Total)	ug/L	ND	1.0	08/23/20 10:20	
1,2-Dichloroethane-d4 (S)	%	93	70-130	08/23/20 10:20	
4-Bromofluorobenzene (S)	%	100	70-130	08/23/20 10:20	
Toluene-d8 (S)	%	104	70-130	08/23/20 10:20	

LABORATORY CONTROL SAMPLE: 2979817

Parameter	Units	Spike Conc.	LCS Result	LCS % Rec	% Rec Limits	Qualifiers
Benzene	ug/L	50	52.0	104	60-140	
Ethylbenzene	ug/L	50	50.4	101	60-140	
Toluene	ug/L	50	49.4	99	60-140	
Xylene (Total)	ug/L	150	152	102	60-140	
1,2-Dichloroethane-d4 (S)	%			102	70-130	
4-Bromofluorobenzene (S)	%			98	70-130	
Toluene-d8 (S)	%			95	70-130	

MATRIX SPIKE & MATRIX SPIKE DUPLICATE: 2979818 2979819

Parameter	Units	92492046001 Result	MS Spike Conc.	MSD Spike Conc.	MS Result	MSD Result	MS % Rec	MSD % Rec	% Rec Limits	RPD	Qual
Benzene	ug/L	ND	20	20	22.8	23.2	114	116	60-140	2	
Ethylbenzene	ug/L	ND	20	20	23.0	23.4	115	117	60-140	2	
Toluene	ug/L	ND	20	20	22.0	22.8	110	114	60-140	4	
Xylene (Total)	ug/L	ND	60	60	69.1	70.5	115	118	60-140	2	
1,2-Dichloroethane-d4 (S)	%						101	98	70-130		
4-Bromofluorobenzene (S)	%						99	100	70-130		
Toluene-d8 (S)	%						96	97	70-130		

Results presented on this page are in the units indicated by the "Units" column except where an alternate unit is presented to the right of the result.

REPORT OF LABORATORY ANALYSIS

This report shall not be reproduced, except in full,
without the written consent of Pace Analytical Services, LLC.

Pace Analytical Services, LLC
9800 Kincey Ave. Suite 100
Huntersville, NC 28078
(704)875-9092

QUALIFIERS

Project: 2020-L1-1448 (8/22)
Pace Project No.: 92492046

DEFINITIONS

DF - Dilution Factor, if reported, represents the factor applied to the reported data due to dilution of the sample aliquot.

ND - Not Detected at or above adjusted reporting limit.

TNTC - Too Numerous To Count

J - Estimated concentration above the adjusted method detection limit and below the adjusted reporting limit.

MDL - Adjusted Method Detection Limit.

PQL - Practical Quantitation Limit.

RL - Reporting Limit - The lowest concentration value that meets project requirements for quantitative data with known precision and bias for a specific analyte in a specific matrix.

S - Surrogate

1,2-Diphenylhydrazine decomposes to and cannot be separated from Azobenzene using Method 8270. The result for each analyte is a combined concentration.

Consistent with EPA guidelines, unrounded data are displayed and have been used to calculate % recovery and RPD values.

LCS(D) - Laboratory Control Sample (Duplicate)

MS(D) - Matrix Spike (Duplicate)

DUP - Sample Duplicate

RPD - Relative Percent Difference

NC - Not Calculable.

SG - Silica Gel - Clean-Up

U - Indicates the compound was analyzed for, but not detected.

Acid preservation may not be appropriate for 2 Chloroethylvinyl ether.

A separate vial preserved to a pH of 4-5 is recommended in SW846 Chapter 4 for the analysis of Acrolein and Acrylonitrile by EPA Method 8260.

N-Nitrosodiphenylamine decomposes and cannot be separated from Diphenylamine using Method 8270. The result reported for each analyte is a combined concentration.

Pace Analytical is TNI accredited. Contact your Pace PM for the current list of accredited analytes.

TNI - The NELAC Institute.

This report shall not be reproduced, except in full,
without the written consent of Pace Analytical Services, LLC.

Pace Analytical Services, LLC
9800 Kincey Ave. Suite 100
Huntersville, NC 28078
(704)875-9092

QUALITY CONTROL DATA CROSS REFERENCE TABLE

Project: 2020-L1-1448 (8/22)
Pace Project No.: 92492046

Lab ID	Sample ID	QC Batch Method	QC Batch	Analytical Method	Analytical Batch
92492046001	**15128 PL Dr**	SM 6200B	561809		

This report shall not be reproduced, except in full,
without the written consent of Pace Analytical Services, LLC.

CHAIN-OF-CUSTODY Analytical Request Document

Pace Analytical

Chain-of-Custody is a LEGAL DOCUMENT - Complete all relevent fields

LAB USE ONLY- Affix Workorder/Login Label Here or List Pace Workorder Number or

WO# : 92492046

92492046

ONLY

Company: Apex Companies LLC	Billing Information:
Address:	
Report To: Andrew Street	Email To: Emily Little / Andrew Street
Copy To:	Site Collection Info/Address: 15128 Pavillion Loop Dr
Customer Project Name/Number: 2020-11-2448	State: County/City: Time Zone Collected: NC / Huntersville [ ] PT [ ] MT [ ] CT [ ] ET
Phone: Email:	Site/Facility ID #: Compliance Monitoring? [ ] Yes [ ] No
Collected By (print): Margaret King	Purchase Order #: Quote #: DW PWS ID #: DW Location Code:
Collected By (signature): MK	Turnaround Date Required: ASAP Immediately Packed on Ice: [✓] Yes [ ] No
Sample Disposal: [ ] Dispose as appropriate [ ] Return [ ] Archive: _____ [ ] Hold: _____	Rush: [✓] Same Day [✓] Next Day [ ] 2 Day [ ] 3 Day [ ] 4 Day [ ] 5 Day (Expedite Charges Apply) Field Filtered (if applicable): [ ] Yes [ ] No Analysis: _____

** Preservative Types: (1) nitric acid, (2) sulfuric acid, (3) hydrochloric acid, (4) sodium hydroxide, (5) zinc acetate, (6) methanol, (7) sodium bisulfate, (8) sodium thiosulfate, (9) hexane, (A) ascorbic acid, (B) ammonium sulfate, (C) ammonium hydroxide, (D) TSP, (U) Unpreserved, (O) Other _____

* Matrix Codes (Insert in Matrix box below): Drinking Water (DW), Ground Water (GW), Wastewater (WW), Product (P), Soil/Solid (SL), Oil (OL), Wipe (WP), Air (AR), Tissue (TS), Bioassay (B), Vapor (V), Other (OT)

Customer Sample ID	Matrix *	Comp / Grab	Collected (or Composite Start) Date	Collected (or Composite Start) Time	Composite End Date	Composite End Time	Res Cl	# of Ctns	Analyses: + BTEX SM 6200B	Lab Profile/Line: Lab Sample # / Comments
15128 PL Dr	DW	G			8-22-20	1243		4	+	92492046 001

Lab Profile/Line: Lab Sample Receipt Checklist:

Custody Seals Present/Intact	Y N NA
Custody Signatures Present	Y N NA
Collector Signature Present	Y N NA
Bottles Intact	Y N NA
Correct Bottles	Y N NA
Sufficient Volume	Y N NA
Samples Received on Ice	Y N NA
VOA - Headspace Acceptable	Y N NA
USDA Regulated Soils	Y N NA
Samples in Holding Time	Y N NA
Residual Chlorine Present	Y N NA
Cl Strips: _____	
Sample pH Acceptable	Y N NA
pH Strips: _____	
Sulfide Present	Y N NA
Lead Acetate Strips: _____	

LAB USE ONLY:

Customer Remarks / Special Conditions / Possible Hazards:

Type of Ice Used: Wet Blue Dry None

Packing Material Used:

Radchem sample(s) screened (<500 cpm): Y N NA

SHORT HOLDS PRESENT (<72 hours): Y N N/A

Lab Tracking #: 2538851

Samples received via: FEDEX UPS Client Courier Pace Courier

Lab Sample Temperature Info:

Temp Blank Received: Y N NA

Therm ID#: _____

Cooler 1 Temp Upon Receipt: _____oC

Cooler 1 Therm Corr. Factor: _____oC

Cooler 1 Corrected Temp: _____oC

Comments:

Relinquished by/Company: (Signature)	Date/Time:	Received by/Company: (Signature)	Date/Time:
Margaret King	8/22/20 1805		8/22/20 1805
Relinquished by/Company: (Signature)	Date/Time:	Received by/Company: (Signature)	Date/Time:
Relinquished by/Company: (Signature)	Date/Time:	Received by/Company: (Signature)	Date/Time:

MTJL LAB USE ONLY

Table #:

Acctnum:

Template:

Prelogin:

PM:

PB:

Trip Blank Received: Y N NA

HCL MeOH TSP Other

Non Conformance(s): YES / NO

Page: _____ of: _____

Pace Analytical Services, LLC
9800 Kincey Ave. Suite 100
Huntersville, NC 28078
(704)875-9092

August 24, 2020

Andrew Street
Apex Companies - NC
5900 Northwoods Business Pkwy
Suite 5900-0
Charlotte, NC 28269

RE: Project: 2020-L1-1448 (8/22)
Pace Project No.: 92492047

Dear Andrew Street:

Enclosed are the analytical results for sample(s) received by the laboratory on August 22, 2020. The results relate only to the samples included in this report. Results reported herein conform to the applicable TNI/NELAC Standards and the laboratory's Quality Manual, where applicable, unless otherwise noted in the body of the report.

The test results provided in this final report were generated by each of the following laboratories within the Pace Network:

- Pace Analytical Services - Charlotte

If you have any questions concerning this report, please feel free to contact me.

Sincerely,

Angela M. Baioni

Angela Baioni
angela.baioni@pacelabs.com
(704)875-9092
Project Manager

Enclosures

cc: Stanley Carpenter, Colonial Pipeline
J Culbreath, Colonial Pipeline Company
Robert Hughes, Colonial Pipeline
Margaret King, APEX Companies, LLC
Emily Little, Apex Companies
Jeff Morrison, Colonial Pipeline Company
Tom Naumann, APEX Companies - NC
Joe Nicolette, Montrose-EPS
Robert A. Shenk, Colonial Pipeline Company
J Tate, Colonial Pipeline Company
Alex Testoff, Montrose-EPS
JM Wyatt, Colonial Pipeline Company

REPORT OF LABORATORY ANALYSIS

This report shall not be reproduced, except in full,
without the written consent of Pace Analytical Services, LLC.

Pace Analytical Services, LLC
9800 Kincey Ave. Suite 100
Huntersville, NC 28078
(704)875-9092

CERTIFICATIONS

Project: 2020-L1-1448 (8/22)
Pace Project No.: 92492047

Pace Analytical Services Charlotte
9800 Kincey Ave. Ste 100, Huntersville, NC 28078
Louisiana/NELAP Certification # LA170028
North Carolina Drinking Water Certification #: 37706
North Carolina Field Services Certification #: 5342
North Carolina Wastewater Certification #: 12
South Carolina Certification #: 99006001
Florida/NELAP Certification #: E87627
Kentucky UST Certification #: 84
Virginia/VELAP Certification #: 460221

REPORT OF LABORATORY ANALYSIS

This report shall not be reproduced, except in full,
without the written consent of Pace Analytical Services, LLC.

Pace Analytical Services, LLC
9800 Kincey Ave. Suite 100
Huntersville, NC 28078
(704)875-9092

SAMPLE ANALYTE COUNT

Project: 2020-L1-1448 (8/22)
Pace Project No.: 92492047

Lab ID	Sample ID	Method	Analysts	Analytes Reported	Laboratory
92492047001	**15120 PL Dr**	SM 6200B	CL	7	PASI-C

PASI-C = Pace Analytical Services - Charlotte

REPORT OF LABORATORY ANALYSIS

This report shall not be reproduced, except in full,
without the written consent of Pace Analytical Services, LLC.

Pace Analytical Services, LLC
9800 Kincey Ave. Suite 100
Huntersville, NC 28078
(704)875-9092

ANALYTICAL RESULTS

Project: 2020-L1-1448 (8/22)
Pace Project No.: 92492047

Sample: 15120 PL Dr **Lab ID: 92492047001** Collected: 08/22/20 11:42 Received: 08/22/20 18:05 Matrix: Water

Parameters	Results	Units	Report Limit	DF	Prepared	Analyzed	CAS No.	Qual
6200B MSV	Analytical Method: SM 6200B Pace Analytical Services - Charlotte							
Benzene	ND	ug/L	0.50	1		08/23/20 10:57	71-43-2	
Ethylbenzene	ND	ug/L	0.50	1		08/23/20 10:57	100-41-4	
Toluene	ND	ug/L	0.50	1		08/23/20 10:57	108-88-3	
Xylene (Total)	ND	ug/L	1.0	1		08/23/20 10:57	1330-20-7	
Surrogates								
1,2-Dichloroethane-d4 (S)	94	%	70-130	1		08/23/20 10:57	17060-07-0	
4-Bromofluorobenzene (S)	101	%	70-130	1		08/23/20 10:57	460-00-4	
Toluene-d8 (S)	105	%	70-130	1		08/23/20 10:57	2037-26-5	

REPORT OF LABORATORY ANALYSIS

This report shall not be reproduced, except in full,
without the written consent of Pace Analytical Services, LLC.

Pace Analytical Services, LLC
9800 Kincey Ave. Suite 100
Huntersville, NC 28078
(704)875-9092

QUALITY CONTROL DATA

Project: 2020-L1-1448 (8/22)
Pace Project No.: 92492047

QC Batch: 561809
QC Batch Method: SM 6200B
Analysis Method: SM 6200B
Analysis Description: 6200B MSV
Laboratory: Pace Analytical Services - Charlotte

Associated Lab Samples: 92492047001

METHOD BLANK: 2979816 Matrix: Water
Associated Lab Samples: 92492047001

Parameter	Units	Blank Result	Reporting Limit	Analyzed	Qualifiers
Benzene	ug/L	ND	0.50	08/23/20 10:20	
Ethylbenzene	ug/L	ND	0.50	08/23/20 10:20	
Toluene	ug/L	ND	0.50	08/23/20 10:20	
Xylene (Total)	ug/L	ND	1.0	08/23/20 10:20	
1,2-Dichloroethane-d4 (S)	%	93	70-130	08/23/20 10:20	
4-Bromofluorobenzene (S)	%	100	70-130	08/23/20 10:20	
Toluene-d8 (S)	%	104	70-130	08/23/20 10:20	

LABORATORY CONTROL SAMPLE: 2979817

Parameter	Units	Spike Conc.	LCS Result	LCS % Rec	% Rec Limits	Qualifiers
Benzene	ug/L	50	52.0	104	60-140	
Ethylbenzene	ug/L	50	50.4	101	60-140	
Toluene	ug/L	50	49.4	99	60-140	
Xylene (Total)	ug/L	150	152	102	60-140	
1,2-Dichloroethane-d4 (S)	%			102	70-130	
4-Bromofluorobenzene (S)	%			98	70-130	
Toluene-d8 (S)	%			95	70-130	

MATRIX SPIKE & MATRIX SPIKE DUPLICATE: 2979818 2979819

Parameter	Units	92492046001 Result	MS Spike Conc.	MSD Spike Conc.	MS Result	MSD Result	MS % Rec	MSD % Rec	% Rec Limits	RPD	Qual
Benzene	ug/L	ND	20	20	22.8	23.2	114	116	60-140	2	
Ethylbenzene	ug/L	ND	20	20	23.0	23.4	115	117	60-140	2	
Toluene	ug/L	ND	20	20	22.0	22.8	110	114	60-140	4	
Xylene (Total)	ug/L	ND	60	60	69.1	70.5	115	118	60-140	2	
1,2-Dichloroethane-d4 (S)	%						101	98	70-130		
4-Bromofluorobenzene (S)	%						99	100	70-130		
Toluene-d8 (S)	%						96	97	70-130		

Results presented on this page are in the units indicated by the "Units" column except where an alternate unit is presented to the right of the result.

REPORT OF LABORATORY ANALYSIS

This report shall not be reproduced, except in full,
without the written consent of Pace Analytical Services, LLC.

Pace Analytical Services, LLC
9800 Kincey Ave. Suite 100
Huntersville, NC 28078
(704)875-9092

QUALIFIERS

Project: 2020-L1-1448 (8/22)
Pace Project No.: 92492047

DEFINITIONS

DF - Dilution Factor, if reported, represents the factor applied to the reported data due to dilution of the sample aliquot.

ND - Not Detected at or above adjusted reporting limit.

TNTC - Too Numerous To Count

J - Estimated concentration above the adjusted method detection limit and below the adjusted reporting limit.

MDL - Adjusted Method Detection Limit.

PQL - Practical Quantitation Limit.

RL - Reporting Limit - The lowest concentration value that meets project requirements for quantitative data with known precision and bias for a specific analyte in a specific matrix.

S - Surrogate

1,2-Diphenylhydrazine decomposes to and cannot be separated from Azobenzene using Method 8270. The result for each analyte is a combined concentration.

Consistent with EPA guidelines, unrounded data are displayed and have been used to calculate % recovery and RPD values.

LCS(D) - Laboratory Control Sample (Duplicate)

MS(D) - Matrix Spike (Duplicate)

DUP - Sample Duplicate

RPD - Relative Percent Difference

NC - Not Calculable.

SG - Silica Gel - Clean-Up

U - Indicates the compound was analyzed for, but not detected.

Acid preservation may not be appropriate for 2 Chloroethylvinyl ether.

A separate vial preserved to a pH of 4-5 is recommended in SW846 Chapter 4 for the analysis of Acrolein and Acrylonitrile by EPA Method 8260.

N-Nitrosodiphenylamine decomposes and cannot be separated from Diphenylamine using Method 8270. The result reported for each analyte is a combined concentration.

Pace Analytical is TNI accredited. Contact your Pace PM for the current list of accredited analytes.

TNI - The NELAC Institute.

This report shall not be reproduced, except in full,
without the written consent of Pace Analytical Services, LLC.

Pace Analytical Services, LLC
9800 Kincey Ave. Suite 100
Huntersville, NC 28078
(704)875-9092

QUALITY CONTROL DATA CROSS REFERENCE TABLE

Project: 2020-L1-1448 (8/22)
Pace Project No.: 92492047

Lab ID	Sample ID	QC Batch Method	QC Batch	Analytical Method	Analytical Batch
92492047001	**15120 PL Dr**	SM 6200B	561809		

REPORT OF LABORATORY ANALYSIS

This report shall not be reproduced, except in full,
without the written consent of Pace Analytical Services, LLC.

CHAIN-OF-CUSTODY Analytical Request Document

Pace Analytical

Chain-of-Custody is a LEGAL DOCUMENT - Complete all relevent fields

LAB USE ONLY

WO# : 92492047

92492047

Company: Apex Companies LLC

Address:

Billing Information:

Report To: Andrew Street

Email To: Emily Littler Andrew Street

Copy To:

Site Collection Info/Address: 15120 Pavillion Loop Dr

Customer Project Name/Number: 2020-L1-2448

State: NC County/City: Huntersville Time Zone Collected: [ ] PT [ ] MT [ ] CT [ ] ET

Phone:
Email:

Site/Facility ID #:

Compliance Monitoring? [ ] Yes [ ] No

Collected By (print): Margaret King

Purchase Order #:
Quote #:

DW PWS ID #:
DW Location Code:

Collected By (signature):

Turnaround Date Required: ASAP

Immediately Packed on Ice: [✓] Yes [ ] No

Sample Disposal:
[ ] Dispose as appropriate [ ] Return
[ ] Archive: _____
[ ] Hold: _____

Rush:
[✓] Same Day [ ] Next Day
[ ] 2 Day [ ] 3 Day [ ] 4 Day [ ] 5 Day
(Expedite Charges Apply)

Field Filtered (if applicable):
[ ] Yes [ ] No
Analysis: _____

* Matrix Codes (Insert in Matrix box below): Drinking Water (DW), Ground Water (GW), Wastewater (WW), Product (P), Soil/Solid (SL), Oil (OL), Wipe (WP), Air (AR), Tissue (TS), Bioassay (B), Vapor (V), Other (OT)

Container Pr

** Preservative Types: (1) nitric acid, (2) sulfuric acid, (3) hydrochloric acid, (4) sodium hydroxide, (5) zinc acetate, (6) methanol, (7) sodium bisulfate, (8) sodium thiosulfate, (9) hexane, (A) ascorbic acid, (B) ammonium sulfate, (C) ammonium hydroxide, (D) TSP, (U) Unpreserved, (O) Other _____

Analyses

Customer Sample ID	Matrix *	Comp / Grab	Collected (or Composite Start) Date	Collected (or Composite Start) Time	Composite End Date	Composite End Time	Res Cl	# of Ctns	BTEX SM 6200B
15120 PL Dr	DW	G			8-22-20	1142		4	X

Lab Profile/Line:

Lab Sample Receipt Checklist:

Custody Seals Present/Intact	(Y)	N	NA
Custody Signatures Present	(Y)	N	NA
Collector Signature Present	(Y)	N	NA
Bottles Intact	(Y)	N	NA
Correct Bottles	(Y)	N	NA
Sufficient Volume	(Y)	N	NA
Samples Received on Ice	(Y)	N	NA
VOA - Headspace Acceptable	(Y)	N	NA
USDA Regulated Soils	Y	N	(NA)
Samples in Holding Time	(Y)	N	NA
Residual Chlorine Present	Y	N	(NA)

Cl Strips: _____

Sample pH Acceptable	Y	N	(NA)

pH Strips: _____

Sulfide Present	Y	N	(NA)

Lead Acetate Strips: _____

LAB USE ONLY:
Lab Sample # / Comments:

92492047
001

Customer Remarks / Special Conditions / Possible Hazards:

Type of Ice Used: Wet Blue Dry None

Packing Material Used:

Radchem sample(s) screened (<500 cpm): Y N NA

SHORT HOLDS PRESENT (<72 hours): Y N N/A

Lab Tracking #: 2538850

Samples received via:
FEDEX UPS Client Courier Pace Courier

Lab Sample Temperature Info:
Temp Blank Received: Y N NA
Therm ID#: _____
Cooler 1 Temp Upon Receipt: _____oC
Cooler 1 Therm Corr. Factor: _____oC
Cooler 1 Corrected Temp: _____oC
Comments:

Relinquished by/Company: (Signature)	Date/Time:	Received by/Company: (Signature)	Date/Time:
	8/22/20 1805		8/22/20 1805
Relinquished by/Company: (Signature)	Date/Time:	Received by/Company: (Signature)	Date/Time:
Relinquished by/Company: (Signature)	Date/Time:	Received by/Company: (Signature)	Date/Time:

MTJL LAB USE ONLY

Table #:
Acctnum:
Template:
Prelogin:
PM:
PB:

Trip Blank Received: Y N NA
HCL MeOH TSP Other

Non Conformance(s): YES / NO

Page: _____ of: _____

Pace Analytical Services, LLC
9800 Kincey Ave. Suite 100
Huntersville, NC 28078
(704)875-9092

August 24, 2020

Andrew Street
Apex Companies - NC
5900 Northwoods Business Pkwy
Suite 5900-0
Charlotte, NC 28269

RE: Project: 2020-L1-1448 (8/22)
Pace Project No.: 92492048

Dear Andrew Street:

Enclosed are the analytical results for sample(s) received by the laboratory on August 22, 2020. The results relate only to the samples included in this report. Results reported herein conform to the applicable TNI/NELAC Standards and the laboratory's Quality Manual, where applicable, unless otherwise noted in the body of the report.

The test results provided in this final report were generated by each of the following laboratories within the Pace Network:

- Pace Analytical Services - Charlotte

If you have any questions concerning this report, please feel free to contact me.

Sincerely,

Angela M. Baioni

Angela Baioni
angela.baioni@pacelabs.com
(704)875-9092
Project Manager

Enclosures

cc: Stanley Carpenter, Colonial Pipeline
J Culbreath, Colonial Pipeline Company
Robert Hughes, Colonial Pipeline
Margaret King, APEX Companies, LLC
Emily Little, Apex Companies
Jeff Morrison, Colonial Pipeline Company
Tom Naumann, APEX Companies - NC
Joe Nicolette, Montrose-EPS
Robert A. Shenk, Colonial Pipeline Company
J Tate, Colonial Pipeline Company
Alex Testoff, Montrose-EPS
JM Wyatt, Colonial Pipeline Company

REPORT OF LABORATORY ANALYSIS

This report shall not be reproduced, except in full,
without the written consent of Pace Analytical Services, LLC.

Pace Analytical Services, LLC
9800 Kincey Ave. Suite 100
Huntersville, NC 28078
(704)875-9092

CERTIFICATIONS

Project: 2020-L1-1448 (8/22)
Pace Project No.: 92492048

Pace Analytical Services Charlotte
9800 Kincey Ave. Ste 100, Huntersville, NC 28078
Louisiana/NELAP Certification # LA170028
North Carolina Drinking Water Certification #: 37706
North Carolina Field Services Certification #: 5342
North Carolina Wastewater Certification #: 12
South Carolina Certification #: 99006001
Florida/NELAP Certification #: E87627
Kentucky UST Certification #: 84
Virginia/VELAP Certification #: 460221

This report shall not be reproduced, except in full,
without the written consent of Pace Analytical Services, LLC.

Pace Analytical Services, LLC
9800 Kincey Ave. Suite 100
Huntersville, NC 28078
(704)875-9092

SAMPLE ANALYTE COUNT

Project: 2020-L1-1448 (8/22)
Pace Project No.: 92492048

Lab ID	Sample ID	Method	Analysts	Analytes Reported	Laboratory
92492048001	**15104 PL Dr**	SM 6200B	CL	7	PASI-C

PASI-C = Pace Analytical Services - Charlotte

REPORT OF LABORATORY ANALYSIS

This report shall not be reproduced, except in full,
without the written consent of Pace Analytical Services, LLC.

Pace Analytical Services, LLC
9800 Kincey Ave. Suite 100
Huntersville, NC 28078
(704)875-9092

ANALYTICAL RESULTS

Project: 2020-L1-1448 (8/22)
Pace Project No.: 92492048

Sample: 15104 PL Dr **Lab ID: 92492048001** Collected: 08/22/20 16:15 Received: 08/22/20 18:05 Matrix: Water

Parameters	Results	Units	Report Limit	DF	Prepared	Analyzed	CAS No.	Qual
6200B MSV	Analytical Method: SM 6200B Pace Analytical Services - Charlotte							
Benzene	ND	ug/L	0.50	1		08/23/20 11:15	71-43-2	
Ethylbenzene	ND	ug/L	0.50	1		08/23/20 11:15	100-41-4	
Toluene	ND	ug/L	0.50	1		08/23/20 11:15	108-88-3	
Xylene (Total)	ND	ug/L	1.0	1		08/23/20 11:15	1330-20-7	
Surrogates								
1,2-Dichloroethane-d4 (S)	95	%	70-130	1		08/23/20 11:15	17060-07-0	
4-Bromofluorobenzene (S)	100	%	70-130	1		08/23/20 11:15	460-00-4	
Toluene-d8 (S)	103	%	70-130	1		08/23/20 11:15	2037-26-5	

REPORT OF LABORATORY ANALYSIS

This report shall not be reproduced, except in full,
without the written consent of Pace Analytical Services, LLC.

Pace Analytical Services, LLC
9800 Kincey Ave. Suite 100
Huntersville, NC 28078
(704)875-9092

QUALITY CONTROL DATA

Project: 2020-L1-1448 (8/22)
Pace Project No.: 92492048

QC Batch: 561809
QC Batch Method: SM 6200B
Analysis Method: SM 6200B
Analysis Description: 6200B MSV
Laboratory: Pace Analytical Services - Charlotte

Associated Lab Samples: 92492048001

METHOD BLANK: 2979816 Matrix: Water
Associated Lab Samples: 92492048001

Parameter	Units	Blank Result	Reporting Limit	Analyzed	Qualifiers
Benzene	ug/L	ND	0.50	08/23/20 10:20	
Ethylbenzene	ug/L	ND	0.50	08/23/20 10:20	
Toluene	ug/L	ND	0.50	08/23/20 10:20	
Xylene (Total)	ug/L	ND	1.0	08/23/20 10:20	
1,2-Dichloroethane-d4 (S)	%	93	70-130	08/23/20 10:20	
4-Bromofluorobenzene (S)	%	100	70-130	08/23/20 10:20	
Toluene-d8 (S)	%	104	70-130	08/23/20 10:20	

LABORATORY CONTROL SAMPLE: 2979817

Parameter	Units	Spike Conc.	LCS Result	LCS % Rec	% Rec Limits	Qualifiers
Benzene	ug/L	50	52.0	104	60-140	
Ethylbenzene	ug/L	50	50.4	101	60-140	
Toluene	ug/L	50	49.4	99	60-140	
Xylene (Total)	ug/L	150	152	102	60-140	
1,2-Dichloroethane-d4 (S)	%			102	70-130	
4-Bromofluorobenzene (S)	%			98	70-130	
Toluene-d8 (S)	%			95	70-130	

MATRIX SPIKE & MATRIX SPIKE DUPLICATE: 2979818 2979819

Parameter	Units	92492046001 Result	MS Spike Conc.	MSD Spike Conc.	MS Result	MSD Result	MS % Rec	MSD % Rec	% Rec Limits	RPD	Qual
Benzene	ug/L	ND	20	20	22.8	23.2	114	116	60-140	2	
Ethylbenzene	ug/L	ND	20	20	23.0	23.4	115	117	60-140	2	
Toluene	ug/L	ND	20	20	22.0	22.8	110	114	60-140	4	
Xylene (Total)	ug/L	ND	60	60	69.1	70.5	115	118	60-140	2	
1,2-Dichloroethane-d4 (S)	%						101	98	70-130		
4-Bromofluorobenzene (S)	%						99	100	70-130		
Toluene-d8 (S)	%						96	97	70-130		

Results presented on this page are in the units indicated by the "Units" column except where an alternate unit is presented to the right of the result.

REPORT OF LABORATORY ANALYSIS

This report shall not be reproduced, except in full,
without the written consent of Pace Analytical Services, LLC.

Pace Analytical Services, LLC
9800 Kincey Ave. Suite 100
Huntersville, NC 28078
(704)875-9092

QUALIFIERS

Project: 2020-L1-1448 (8/22)
Pace Project No.: 92492048

DEFINITIONS

DF - Dilution Factor, if reported, represents the factor applied to the reported data due to dilution of the sample aliquot.

ND - Not Detected at or above adjusted reporting limit.

TNTC - Too Numerous To Count

J - Estimated concentration above the adjusted method detection limit and below the adjusted reporting limit.

MDL - Adjusted Method Detection Limit.

PQL - Practical Quantitation Limit.

RL - Reporting Limit - The lowest concentration value that meets project requirements for quantitative data with known precision and bias for a specific analyte in a specific matrix.

S - Surrogate

1,2-Diphenylhydrazine decomposes to and cannot be separated from Azobenzene using Method 8270. The result for each analyte is a combined concentration.

Consistent with EPA guidelines, unrounded data are displayed and have been used to calculate % recovery and RPD values.

LCS(D) - Laboratory Control Sample (Duplicate)

MS(D) - Matrix Spike (Duplicate)

DUP - Sample Duplicate

RPD - Relative Percent Difference

NC - Not Calculable.

SG - Silica Gel - Clean-Up

U - Indicates the compound was analyzed for, but not detected.

Acid preservation may not be appropriate for 2 Chloroethylvinyl ether.

A separate vial preserved to a pH of 4-5 is recommended in SW846 Chapter 4 for the analysis of Acrolein and Acrylonitrile by EPA Method 8260.

N-Nitrosodiphenylamine decomposes and cannot be separated from Diphenylamine using Method 8270. The result reported for each analyte is a combined concentration.

Pace Analytical is TNI accredited. Contact your Pace PM for the current list of accredited analytes.

TNI - The NELAC Institute.

This report shall not be reproduced, except in full,
without the written consent of Pace Analytical Services, LLC.

Pace Analytical Services, LLC
9800 Kincey Ave. Suite 100
Huntersville, NC 28078
(704)875-9092

QUALITY CONTROL DATA CROSS REFERENCE TABLE

Project: 2020-L1-1448 (8/22)
Pace Project No.: 92492048

Lab ID	Sample ID	QC Batch Method	QC Batch	Analytical Method	Analytical Batch
92492048001	**15104 PL Dr**	SM 6200B	561809		

This report shall not be reproduced, except in full,
without the written consent of Pace Analytical Services, LLC.

Pace Analytical

CHAIN-OF-CUSTODY Analytical Request Document

Chain-of-Custody is a LEGAL DOCUMENT - Complete all relevent fields

LAB USE ONLY - Affix Workorder/Login Label Here or List Pace Workorder Number or

WO# : 92492048

92492048

ONLY

Company: Apex Companies LLC	Billing Information:
Address:	
Report To: Andrew Street	Email To: Emily Little / Andrew Street
Copy To:	Site Collection Info/Address: 15104 Pavillion Loop Dr
Customer Project Name/Number: 2020-L1-2448	State: NC County/City: Huntersville Time Zone Collected: [ ] PT [ ] MT [ ] CT [ ] ET
Phone: Email:	Site/Facility ID #:
Compliance Monitoring? [ ] Yes [ ] No	
Collected By (print): Margaret King	Purchase Order #: Quote #:
DW PWS ID #: DW Location Code:	
Collected By (signature): Margaret King	Turnaround Date Required: ASAP
Immediately Packed on Ice: [ ] Yes [ ] No	
Sample Disposal: [ ] Dispose as appropriate [ ] Return [ ] Archive: ____ [ ] Hold: ____	Rush: [✓] Same Day [✓] Next Day [ ] 2 Day [ ] 3 Day [ ] 4 Day [ ] 5 Day (Expedite Charges Apply)
Field Filtered (if applicable): [ ] Yes [ ] No Analysis: ____	

** Preservative Types: (1) nitric acid, (2) sulfuric acid, (3) hydrochloric acid, (4) sodium hydroxide, (5) zinc acetate, (6) methanol, (7) sodium bisulfate, (8) sodium thiosulfate, (9) hexane, (A) ascorbic acid, (B) ammonium sulfate, (C) ammonium hydroxide, (D) TSP, (U) Unpreserved, (O) Other ____

* Matrix Codes (Insert in Matrix box below): Drinking Water (DW), Ground Water (GW), Wastewater (WW), Product (P), Soil/Solid (SL), Oil (OL), Wipe (WP), Air (AR), Tissue (TS), Bioassay (B), Vapor (V), Other (OT)

Analyses

Customer Sample ID	Matrix *	Comp / Grab	Collected (or Composite Start) Date	Collected (or Composite Start) Time	Composite End Date	Composite End Time	Res Cl	# of Ctns	BTEX SM 6200B	Lab Profile/Line:
15104 PL Dr	DW	G			8-22-20	1615		4	X	92492048 001

Lab Sample Receipt Checklist:

Custody Seals Present/Intact	Y N NA
Custody Signatures Present	Y N NA
Collector Signature Present	Y N NA
Bottles Intact	Y N NA
Correct Bottles	Y N NA
Sufficient Volume	Y N NA
Samples Received on Ice	Y N NA
VOA - Headspace Acceptable	Y N NA
USDA Regulated Soils	Y N NA
Samples in Holding Time	Y N NA
Residual Chlorine Present	Y N NA
Cl Strips: ____	
Sample pH Acceptable	Y N NA
pH Strips: ____	
Sulfide Present	Y N NA
Lead Acetate Strips: ____	

LAB USE ONLY:
Lab Sample # / Comments:

Customer Remarks / Special Conditions / Possible Hazards:

Type of Ice Used: Wet Blue Dry None

Packing Material Used:

Radchem sample(s) screened (<500 cpm): Y N NA

SHORT HOLDS PRESENT (<72 hours): Y N N/A

Lab Tracking #: 2538839

Samples received via: FEDEX UPS Client Courier Pace Courier

Lab Sample Temperature Info:
Temp Blank Received: Y N NA
Therm ID#: 92T061
Cooler 1 Temp Upon Receipt: 5.2 oC
Cooler 1 Therm Corr. Factor: 0 oC
Cooler 1 Corrected Temp: 5.2 oC
Comments:

Relinquished by/Company: (Signature)	Date/Time:	Received by/Company: (Signature)	Date/Time:
Margaret King	8/22/20 1805	[signature]	8/22/20 1805
Relinquished by/Company: (Signature)	Date/Time:	Received by/Company: (Signature)	Date/Time:
Relinquished by/Company: (Signature)	Date/Time:	Received by/Company: (Signature)	Date/Time:

MTJL LAB USE ONLY
Table #:
Acctnum:
Template:
Prelogin:
PM:
PB:

Trip Blank Received: Y N NA
HCL MeOH TSP Other

Non Conformance(s): YES / NO

Page: ____ of: ____

Pace Analytical Services, LLC
9800 Kincey Ave. Suite 100
Huntersville, NC 28078
(704)875-9092

September 08, 2020

Andrew Street
Apex Companies - NC
5900 Northwoods Business Pkwy
Suite 5900-0
Charlotte, NC 28269

RE: Project: 2020-L1-2448 (8/25)
Pace Project No.: 92492460

Dear Andrew Street:

Enclosed are the analytical results for sample(s) received by the laboratory on August 25, 2020. The results relate only to the samples included in this report. Results reported herein conform to the applicable TNI/NELAC Standards and the laboratory's Quality Manual, where applicable, unless otherwise noted in the body of the report.

The test results provided in this final report were generated by each of the following laboratories within the Pace Network:

- Pace Analytical Services - Asheville
- Pace Analytical Services - Charlotte

If you have any questions concerning this report, please feel free to contact me.

Sincerely,

Angela M. Baioni

Angela Baioni
angela.baioni@pacelabs.com
(704)875-9092
Project Manager

Enclosures

cc: J Culbreath, Colonial Pipeline Company
Robert Hughes, Colonial Pipeline
Margaret King, APEX Companies, LLC
Emily Little, Apex Companies
Jeff Morrison, Colonial Pipeline Company
Tom Naumann, APEX Companies - NC
Joe Nicolette, Montrose-EPS
Christopher Schultz, Apex Companies
J Tate, Colonial Pipeline Company
Alex Testoff, Montrose-EPS
Michael Verdon, Colonial Pipeline Company
JM Wyatt, Colonial Pipeline Company

REPORT OF LABORATORY ANALYSIS

This report shall not be reproduced, except in full,
without the written consent of Pace Analytical Services, LLC.

Pace Analytical Services, LLC
9800 Kincey Ave. Suite 100
Huntersville, NC 28078
(704)875-9092

CERTIFICATIONS

Project: 2020-L1-2448 (8/25)
Pace Project No.: 92492460

Pace Analytical Services Charlotte
9800 Kincey Ave. Ste 100, Huntersville, NC 28078
Louisiana/NELAP Certification # LA170028
North Carolina Drinking Water Certification #: 37706
North Carolina Field Services Certification #: 5342
North Carolina Wastewater Certification #: 12
South Carolina Certification #: 99006001
Florida/NELAP Certification #: E87627
Kentucky UST Certification #: 84
Virginia/VELAP Certification #: 460221

Pace Analytical Services Asheville
2225 Riverside Drive, Asheville, NC 28804
Florida/NELAP Certification #: E87648
Massachusetts Certification #: M-NC030
North Carolina Drinking Water Certification #: 37712
North Carolina Wastewater Certification #: 40
South Carolina Certification #: 99030001
Virginia/VELAP Certification #: 460222

REPORT OF LABORATORY ANALYSIS

This report shall not be reproduced, except in full,
without the written consent of Pace Analytical Services, LLC.

Pace Analytical Services, LLC
9800 Kincey Ave. Suite 100
Huntersville, NC 28078
(704)875-9092

SAMPLE ANALYTE COUNT

Project: 2020-L1-2448 (8/25)
Pace Project No.: 92492460

Lab ID	Sample ID	Method	Analysts	Analytes Reported	Laboratory
92492460001	**13835_AC_Rd**	EPA 6010D	DS	1	PASI-A
		SM 6200B	SAS	63	PASI-C

PASI-A = Pace Analytical Services - Asheville
PASI-C = Pace Analytical Services - Charlotte

This report shall not be reproduced, except in full,
without the written consent of Pace Analytical Services, LLC.

Pace Analytical Services, LLC
9800 Kincey Ave. Suite 100
Huntersville, NC 28078
(704)875-9092

ANALYTICAL RESULTS

Project: 2020-L1-2448 (8/25)
Pace Project No.: 92492460

Sample: 13835_AC_Rd **Lab ID: 92492460001** Collected: 08/25/20 19:56 Received: 08/25/20 21:00 Matrix: Water

Parameters	Results	Units	Report Limit	DF	Prepared	Analyzed	CAS No.	Qual
6010 MET ICP	Analytical Method: EPA 6010D Preparation Method: EPA 3010A Pace Analytical Services - Asheville							
Lead	ND	ug/L	5.0	1	08/27/20 01:37	08/27/20 12:39	7439-92-1	
6200B MSV	Analytical Method: SM 6200B Pace Analytical Services - Charlotte							
Benzene	ND	ug/L	0.50	1		08/26/20 11:01	71-43-2	
Bromobenzene	ND	ug/L	0.50	1		08/26/20 11:01	108-86-1	
Bromochloromethane	ND	ug/L	0.50	1		08/26/20 11:01	74-97-5	
Bromodichloromethane	ND	ug/L	0.50	1		08/26/20 11:01	75-27-4	
Bromoform	ND	ug/L	0.50	1		08/26/20 11:01	75-25-2	
Bromomethane	ND	ug/L	5.0	1		08/26/20 11:01	74-83-9	
n-Butylbenzene	ND	ug/L	0.50	1		08/26/20 11:01	104-51-8	
sec-Butylbenzene	ND	ug/L	0.50	1		08/26/20 11:01	135-98-8	
tert-Butylbenzene	ND	ug/L	0.50	1		08/26/20 11:01	98-06-6	
Carbon tetrachloride	ND	ug/L	0.50	1		08/26/20 11:01	56-23-5	
Chlorobenzene	ND	ug/L	0.50	1		08/26/20 11:01	108-90-7	
Chloroethane	ND	ug/L	1.0	1		08/26/20 11:01	75-00-3	
Chloroform	ND	ug/L	0.50	1		08/26/20 11:01	67-66-3	
Chloromethane	ND	ug/L	1.0	1		08/26/20 11:01	74-87-3	
2-Chlorotoluene	ND	ug/L	0.50	1		08/26/20 11:01	95-49-8	
4-Chlorotoluene	ND	ug/L	0.50	1		08/26/20 11:01	106-43-4	
1,2-Dibromo-3-chloropropane	ND	ug/L	1.0	1		08/26/20 11:01	96-12-8	
Dibromochloromethane	ND	ug/L	0.50	1		08/26/20 11:01	124-48-1	
1,2-Dibromoethane (EDB)	ND	ug/L	0.50	1		08/26/20 11:01	106-93-4	
Dibromomethane	ND	ug/L	0.50	1		08/26/20 11:01	74-95-3	
1,2-Dichlorobenzene	ND	ug/L	0.50	1		08/26/20 11:01	95-50-1	
1,3-Dichlorobenzene	ND	ug/L	0.50	1		08/26/20 11:01	541-73-1	
1,4-Dichlorobenzene	ND	ug/L	0.50	1		08/26/20 11:01	106-46-7	
Dichlorodifluoromethane	ND	ug/L	0.50	1		08/26/20 11:01	75-71-8	
1,1-Dichloroethane	ND	ug/L	0.50	1		08/26/20 11:01	75-34-3	
1,2-Dichloroethane	ND	ug/L	0.50	1		08/26/20 11:01	107-06-2	
1,1-Dichloroethene	ND	ug/L	0.50	1		08/26/20 11:01	75-35-4	
cis-1,2-Dichloroethene	ND	ug/L	0.50	1		08/26/20 11:01	156-59-2	
trans-1,2-Dichloroethene	ND	ug/L	0.50	1		08/26/20 11:01	156-60-5	
1,2-Dichloropropane	ND	ug/L	0.50	1		08/26/20 11:01	78-87-5	
1,3-Dichloropropane	ND	ug/L	0.50	1		08/26/20 11:01	142-28-9	
2,2-Dichloropropane	ND	ug/L	0.50	1		08/26/20 11:01	594-20-7	
1,1-Dichloropropene	ND	ug/L	0.50	1		08/26/20 11:01	563-58-6	
cis-1,3-Dichloropropene	ND	ug/L	0.50	1		08/26/20 11:01	10061-01-5	
trans-1,3-Dichloropropene	ND	ug/L	0.50	1		08/26/20 11:01	10061-02-6	
Diisopropyl ether	ND	ug/L	0.50	1		08/26/20 11:01	108-20-3	
Ethylbenzene	ND	ug/L	0.50	1		08/26/20 11:01	100-41-4	
Hexachloro-1,3-butadiene	ND	ug/L	2.0	1		08/26/20 11:01	87-68-3	
Isopropylbenzene (Cumene)	ND	ug/L	0.50	1		08/26/20 11:01	98-82-8	
Methylene Chloride	ND	ug/L	2.0	1		08/26/20 11:01	75-09-2	
Methyl-tert-butyl ether	ND	ug/L	0.50	1		08/26/20 11:01	1634-04-4	
Naphthalene	ND	ug/L	2.0	1		08/26/20 11:01	91-20-3	

REPORT OF LABORATORY ANALYSIS

This report shall not be reproduced, except in full,
without the written consent of Pace Analytical Services, LLC.

Pace Analytical Services, LLC
9800 Kincey Ave. Suite 100
Huntersville, NC 28078
(704)875-9092

ANALYTICAL RESULTS

Project: 2020-L1-2448 (8/25)
Pace Project No.: 92492460

Sample: 13835_AC_Rd **Lab ID: 92492460001** Collected: 08/25/20 19:56 Received: 08/25/20 21:00 Matrix: Water

Parameters	Results	Units	Report Limit	DF	Prepared	Analyzed	CAS No.	Qual
6200B MSV	Analytical Method: SM 6200B Pace Analytical Services - Charlotte							
n-Propylbenzene	ND	ug/L	0.50	1		08/26/20 11:01	103-65-1	
Styrene	ND	ug/L	0.50	1		08/26/20 11:01	100-42-5	
1,1,1,2-Tetrachloroethane	ND	ug/L	0.50	1		08/26/20 11:01	630-20-6	
1,1,2,2-Tetrachloroethane	ND	ug/L	0.50	1		08/26/20 11:01	79-34-5	
Tetrachloroethene	ND	ug/L	0.50	1		08/26/20 11:01	127-18-4	
Toluene	ND	ug/L	0.50	1		08/26/20 11:01	108-88-3	
1,2,3-Trichlorobenzene	ND	ug/L	2.0	1		08/26/20 11:01	87-61-6	
1,2,4-Trichlorobenzene	ND	ug/L	2.0	1		08/26/20 11:01	120-82-1	
1,1,1-Trichloroethane	ND	ug/L	0.50	1		08/26/20 11:01	71-55-6	
1,1,2-Trichloroethane	ND	ug/L	0.50	1		08/26/20 11:01	79-00-5	
Trichloroethene	ND	ug/L	0.50	1		08/26/20 11:01	79-01-6	
Trichlorofluoromethane	ND	ug/L	1.0	1		08/26/20 11:01	75-69-4	
1,2,3-Trichloropropane	ND	ug/L	0.50	1		08/26/20 11:01	96-18-4	
1,2,4-Trimethylbenzene	ND	ug/L	0.50	1		08/26/20 11:01	95-63-6	
1,3,5-Trimethylbenzene	ND	ug/L	0.50	1		08/26/20 11:01	108-67-8	
Vinyl chloride	ND	ug/L	1.0	1		08/26/20 11:01	75-01-4	
m&p-Xylene	ND	ug/L	1.0	1		08/26/20 11:01	179601-23-1	
o-Xylene	ND	ug/L	0.50	1		08/26/20 11:01	95-47-6	
Surrogates								
1,2-Dichloroethane-d4 (S)	106	%	70-130	1		08/26/20 11:01	17060-07-0	
4-Bromofluorobenzene (S)	98	%	70-130	1		08/26/20 11:01	460-00-4	
Toluene-d8 (S)	100	%	70-130	1		08/26/20 11:01	2037-26-5	

REPORT OF LABORATORY ANALYSIS

This report shall not be reproduced, except in full,
without the written consent of Pace Analytical Services, LLC.

Pace Analytical Services, LLC
9800 Kincey Ave. Suite 100
Huntersville, NC 28078
(704)875-9092

QUALITY CONTROL DATA

Project: 2020-L1-2448 (8/25)
Pace Project No.: 92492460

QC Batch: 562641
QC Batch Method: EPA 3010A
Analysis Method: EPA 6010D
Analysis Description: 6010 MET
Laboratory: Pace Analytical Services - Asheville
Associated Lab Samples: 92492460001

METHOD BLANK: 2984018 Matrix: Water
Associated Lab Samples: 92492460001

Parameter	Units	Blank Result	Reporting Limit	Analyzed	Qualifiers
Lead	ug/L	ND	5.0	08/27/20 09:00	

LABORATORY CONTROL SAMPLE: 2984019

Parameter	Units	Spike Conc.	LCS Result	LCS % Rec	% Rec Limits	Qualifiers
Lead	ug/L	500	508	102	80-120	

MATRIX SPIKE & MATRIX SPIKE DUPLICATE: 2984020 2984021

Parameter	Units	92492460001 Result	MS Spike Conc.	MSD Spike Conc.	MS Result	MSD Result	MS % Rec	MSD % Rec	% Rec Limits	RPD	Qual
Lead	ug/L	ND	500	500	487	490	97	98	75-125	1	

Results presented on this page are in the units indicated by the "Units" column except where an alternate unit is presented to the right of the result.

REPORT OF LABORATORY ANALYSIS

This report shall not be reproduced, except in full,
without the written consent of Pace Analytical Services, LLC.

Pace Analytical Services, LLC
9800 Kincey Ave. Suite 100
Huntersville, NC 28078
(704)875-9092

QUALITY CONTROL DATA

Project: 2020-L1-2448 (8/25)
Pace Project No.: 92492460

QC Batch: 562431
QC Batch Method: SM 6200B
Analysis Method: SM 6200B
Analysis Description: 6200B MSV
Laboratory: Pace Analytical Services - Charlotte

Associated Lab Samples: 92492460001

METHOD BLANK: 2982792 Matrix: Water
Associated Lab Samples: 92492460001

Parameter	Units	Blank Result	Reporting Limit	Analyzed	Qualifiers
1,1,1,2-Tetrachloroethane	ug/L	ND	0.50	08/26/20 02:53	
1,1,1-Trichloroethane	ug/L	ND	0.50	08/26/20 02:53	
1,1,2,2-Tetrachloroethane	ug/L	ND	0.50	08/26/20 02:53	
1,1,2-Trichloroethane	ug/L	ND	0.50	08/26/20 02:53	
1,1-Dichloroethane	ug/L	ND	0.50	08/26/20 02:53	
1,1-Dichloroethene	ug/L	ND	0.50	08/26/20 02:53	
1,1-Dichloropropene	ug/L	ND	0.50	08/26/20 02:53	
1,2,3-Trichlorobenzene	ug/L	ND	2.0	08/26/20 02:53	
1,2,3-Trichloropropane	ug/L	ND	0.50	08/26/20 02:53	
1,2,4-Trichlorobenzene	ug/L	ND	2.0	08/26/20 02:53	
1,2,4-Trimethylbenzene	ug/L	ND	0.50	08/26/20 02:53	
1,2-Dibromo-3-chloropropane	ug/L	ND	1.0	08/26/20 02:53	
1,2-Dibromoethane (EDB)	ug/L	ND	0.50	08/26/20 02:53	
1,2-Dichlorobenzene	ug/L	ND	0.50	08/26/20 02:53	
1,2-Dichloroethane	ug/L	ND	0.50	08/26/20 02:53	
1,2-Dichloropropane	ug/L	ND	0.50	08/26/20 02:53	
1,3,5-Trimethylbenzene	ug/L	ND	0.50	08/26/20 02:53	
1,3-Dichlorobenzene	ug/L	ND	0.50	08/26/20 02:53	
1,3-Dichloropropane	ug/L	ND	0.50	08/26/20 02:53	
1,4-Dichlorobenzene	ug/L	ND	0.50	08/26/20 02:53	
2,2-Dichloropropane	ug/L	ND	0.50	08/26/20 02:53	
2-Chlorotoluene	ug/L	ND	0.50	08/26/20 02:53	
4-Chlorotoluene	ug/L	ND	0.50	08/26/20 02:53	
Benzene	ug/L	ND	0.50	08/26/20 02:53	
Bromobenzene	ug/L	ND	0.50	08/26/20 02:53	
Bromochloromethane	ug/L	ND	0.50	08/26/20 02:53	
Bromodichloromethane	ug/L	ND	0.50	08/26/20 02:53	
Bromoform	ug/L	ND	0.50	08/26/20 02:53	
Bromomethane	ug/L	ND	5.0	08/26/20 02:53	
Carbon tetrachloride	ug/L	ND	0.50	08/26/20 02:53	
Chlorobenzene	ug/L	ND	0.50	08/26/20 02:53	
Chloroethane	ug/L	ND	1.0	08/26/20 02:53	
Chloroform	ug/L	ND	0.50	08/26/20 02:53	
Chloromethane	ug/L	ND	1.0	08/26/20 02:53	
cis-1,2-Dichloroethene	ug/L	ND	0.50	08/26/20 02:53	
cis-1,3-Dichloropropene	ug/L	ND	0.50	08/26/20 02:53	
Dibromochloromethane	ug/L	ND	0.50	08/26/20 02:53	
Dibromomethane	ug/L	ND	0.50	08/26/20 02:53	
Dichlorodifluoromethane	ug/L	ND	0.50	08/26/20 02:53	
Diisopropyl ether	ug/L	ND	0.50	08/26/20 02:53	

Results presented on this page are in the units indicated by the "Units" column except where an alternate unit is presented to the right of the result.

REPORT OF LABORATORY ANALYSIS

This report shall not be reproduced, except in full,
without the written consent of Pace Analytical Services, LLC.

Pace Analytical Services, LLC
9800 Kincey Ave. Suite 100
Huntersville, NC 28078
(704)875-9092

QUALITY CONTROL DATA

Project: 2020-L1-2448 (8/25)
Pace Project No.: 92492460

METHOD BLANK: 2982792 Matrix: Water
Associated Lab Samples: 92492460001

Parameter	Units	Blank Result	Reporting Limit	Analyzed	Qualifiers
Ethylbenzene	ug/L	ND	0.50	08/26/20 02:53	
Hexachloro-1,3-butadiene	ug/L	ND	2.0	08/26/20 02:53	
Isopropylbenzene (Cumene)	ug/L	ND	0.50	08/26/20 02:53	
m&p-Xylene	ug/L	ND	1.0	08/26/20 02:53	
Methyl-tert-butyl ether	ug/L	ND	0.50	08/26/20 02:53	
Methylene Chloride	ug/L	ND	2.0	08/26/20 02:53	
n-Butylbenzene	ug/L	ND	0.50	08/26/20 02:53	
n-Propylbenzene	ug/L	ND	0.50	08/26/20 02:53	
Naphthalene	ug/L	ND	2.0	08/26/20 02:53	
o-Xylene	ug/L	ND	0.50	08/26/20 02:53	
sec-Butylbenzene	ug/L	ND	0.50	08/26/20 02:53	
Styrene	ug/L	ND	0.50	08/26/20 02:53	
tert-Butylbenzene	ug/L	ND	0.50	08/26/20 02:53	
Tetrachloroethene	ug/L	ND	0.50	08/26/20 02:53	
Toluene	ug/L	ND	0.50	08/26/20 02:53	
trans-1,2-Dichloroethene	ug/L	ND	0.50	08/26/20 02:53	
trans-1,3-Dichloropropene	ug/L	ND	0.50	08/26/20 02:53	
Trichloroethene	ug/L	ND	0.50	08/26/20 02:53	
Trichlorofluoromethane	ug/L	ND	1.0	08/26/20 02:53	
Vinyl chloride	ug/L	ND	1.0	08/26/20 02:53	
1,2-Dichloroethane-d4 (S)	%	108	70-130	08/26/20 02:53	
4-Bromofluorobenzene (S)	%	96	70-130	08/26/20 02:53	
Toluene-d8 (S)	%	98	70-130	08/26/20 02:53	

LABORATORY CONTROL SAMPLE: 2982793

Parameter	Units	Spike Conc.	LCS Result	LCS % Rec	% Rec Limits	Qualifiers
1,1,1,2-Tetrachloroethane	ug/L	50	49.1	98	60-140	
1,1,1-Trichloroethane	ug/L	50	48.3	97	60-140	
1,1,2,2-Tetrachloroethane	ug/L	50	53.8	108	60-140	
1,1,2-Trichloroethane	ug/L	50	54.5	109	60-140	
1,1-Dichloroethane	ug/L	50	53.5	107	60-140	
1,1-Dichloroethene	ug/L	50	55.2	110	60-140	
1,1-Dichloropropene	ug/L	50	48.0	96	60-140	
1,2,3-Trichlorobenzene	ug/L	50	51.1	102	60-140	
1,2,3-Trichloropropane	ug/L	50	61.4	123	60-140	
1,2,4-Trichlorobenzene	ug/L	50	53.0	106	60-140	
1,2,4-Trimethylbenzene	ug/L	50	49.9	100	60-140	
1,2-Dibromo-3-chloropropane	ug/L	50	50.8	102	60-140	
1,2-Dibromoethane (EDB)	ug/L	50	49.5	99	60-140	
1,2-Dichlorobenzene	ug/L	50	52.5	105	60-140	
1,2-Dichloroethane	ug/L	50	47.8	96	60-140	
1,2-Dichloropropane	ug/L	50	52.4	105	60-140	
1,3,5-Trimethylbenzene	ug/L	50	50.5	101	60-140	

Results presented on this page are in the units indicated by the "Units" column except where an alternate unit is presented to the right of the result.

REPORT OF LABORATORY ANALYSIS

This report shall not be reproduced, except in full,
without the written consent of Pace Analytical Services, LLC.

Pace Analytical Services, LLC
9800 Kincey Ave. Suite 100
Huntersville, NC 28078
(704)875-9092

QUALITY CONTROL DATA

Project: 2020-L1-2448 (8/25)
Pace Project No.: 92492460

LABORATORY CONTROL SAMPLE: 2982793

Parameter	Units	Spike Conc.	LCS Result	LCS % Rec	% Rec Limits	Qualifiers
1,3-Dichlorobenzene	ug/L	50	52.0	104	60-140	
1,3-Dichloropropane	ug/L	50	53.3	107	60-140	
1,4-Dichlorobenzene	ug/L	50	49.8	100	60-140	
2,2-Dichloropropane	ug/L	50	44.1	88	60-140	
2-Chlorotoluene	ug/L	50	53.9	108	60-140	
4-Chlorotoluene	ug/L	50	53.0	106	60-140	
Benzene	ug/L	50	54.5	109	60-140	
Bromobenzene	ug/L	50	51.2	102	60-140	
Bromochloromethane	ug/L	50	53.2	106	60-140	
Bromodichloromethane	ug/L	50	49.9	100	60-140	
Bromoform	ug/L	50	50.2	100	60-140	
Bromomethane	ug/L	50	41.8	84	60-140	
Carbon tetrachloride	ug/L	50	48.3	97	60-140	
Chlorobenzene	ug/L	50	53.5	107	60-140	
Chloroethane	ug/L	50	42.0	84	60-140	
Chloroform	ug/L	50	52.4	105	60-140	
Chloromethane	ug/L	50	40.7	81	60-140	
cis-1,2-Dichloroethene	ug/L	50	53.8	108	60-140	
cis-1,3-Dichloropropene	ug/L	50	52.5	105	60-140	
Dibromochloromethane	ug/L	50	47.9	96	60-140	
Dibromomethane	ug/L	50	55.8	112	60-140	
Dichlorodifluoromethane	ug/L	50	43.2	86	60-140	
Diisopropyl ether	ug/L	50	49.1	98	60-140	
Ethylbenzene	ug/L	50	52.9	106	60-140	
Hexachloro-1,3-butadiene	ug/L	50	53.8	108	60-140	
Isopropylbenzene (Cumene)	ug/L	50	51.6	103	60-140	
m&p-Xylene	ug/L	100	108	108	60-140	
Methyl-tert-butyl ether	ug/L	50	48.8	98	60-140	
Methylene Chloride	ug/L	50	49.3	99	60-140	
n-Butylbenzene	ug/L	50	50.4	101	60-140	
n-Propylbenzene	ug/L	50	51.1	102	60-140	
Naphthalene	ug/L	50	48.6	97	60-140	
o-Xylene	ug/L	50	52.0	104	60-140	
sec-Butylbenzene	ug/L	50	49.2	98	60-140	
Styrene	ug/L	50	54.0	108	60-140	
tert-Butylbenzene	ug/L	50	38.8	78	60-140	
Tetrachloroethene	ug/L	50	52.4	105	60-140	
Toluene	ug/L	50	53.8	108	60-140	
trans-1,2-Dichloroethene	ug/L	50	54.1	108	60-140	
trans-1,3-Dichloropropene	ug/L	50	52.1	104	60-140	
Trichloroethene	ug/L	50	48.8	98	60-140	
Trichlorofluoromethane	ug/L	50	52.5	105	60-140	
Vinyl chloride	ug/L	50	45.8	92	60-140	
1,2-Dichloroethane-d4 (S)	%			94	70-130	
4-Bromofluorobenzene (S)	%			101	70-130	
Toluene-d8 (S)	%			103	70-130	

Results presented on this page are in the units indicated by the "Units" column except where an alternate unit is presented to the right of the result.

REPORT OF LABORATORY ANALYSIS

This report shall not be reproduced, except in full,
without the written consent of Pace Analytical Services, LLC.

Pace Analytical Services, LLC
9800 Kincey Ave. Suite 100
Huntersville, NC 28078
(704)875-9092

QUALITY CONTROL DATA

Project: 2020-L1-2448 (8/25)
Pace Project No.: 92492460

MATRIX SPIKE & MATRIX SPIKE DUPLICATE: 2982794 2982795

Parameter	Units	92492468001 Result	MS Spike Conc.	MSD Spike Conc.	MS Result	MSD Result	MS % Rec	MSD % Rec	% Rec Limits	RPD	Qual
1,1,1,2-Tetrachloroethane	ug/L	ND	20	20	21.4	20.7	107	103	60-140	4	
1,1,1-Trichloroethane	ug/L	ND	20	20	22.5	22.9	113	115	60-140	2	
1,1,2,2-Tetrachloroethane	ug/L	ND	20	20	20.9	20.9	105	104	60-140	0	
1,1,2-Trichloroethane	ug/L	ND	20	20	21.8	21.6	109	108	60-140	1	
1,1-Dichloroethane	ug/L	ND	20	20	24.0	23.2	120	116	60-140	3	
1,1-Dichloroethene	ug/L	ND	20	20	24.9	24.9	124	125	60-140	0	
1,1-Dichloropropene	ug/L	ND	20	20	24.0	24.1	120	120	60-140	0	
1,2,3-Trichlorobenzene	ug/L	ND	20	20	21.1	21.1	105	105	60-140	0	
1,2,3-Trichloropropane	ug/L	ND	20	20	24.2	23.7	121	119	60-140	2	
1,2,4-Trichlorobenzene	ug/L	ND	20	20	21.8	21.2	109	106	60-140	3	
1,2,4-Trimethylbenzene	ug/L	ND	20	20	21.7	21.4	108	107	60-140	1	
1,2-Dibromo-3-chloropropane	ug/L	ND	20	20	20.0	19.2	100	96	60-140	4	
1,2-Dibromoethane (EDB)	ug/L	ND	20	20	21.5	21.0	107	105	60-140	2	
1,2-Dichlorobenzene	ug/L	ND	20	20	21.9	21.4	109	107	60-140	2	
1,2-Dichloroethane	ug/L	ND	20	20	21.6	21.1	108	105	60-140	3	
1,2-Dichloropropane	ug/L	ND	20	20	23.4	22.0	117	110	60-140	6	
1,3,5-Trimethylbenzene	ug/L	ND	20	20	22.7	21.6	114	108	60-140	5	
1,3-Dichlorobenzene	ug/L	ND	20	20	22.0	21.1	110	105	60-140	4	
1,3-Dichloropropane	ug/L	ND	20	20	23.9	23.2	119	116	60-140	3	
1,4-Dichlorobenzene	ug/L	ND	20	20	22.4	21.3	112	107	60-140	5	
2,2-Dichloropropane	ug/L	ND	20	20	22.8	22.2	114	111	60-140	3	
2-Chlorotoluene	ug/L	ND	20	20	23.3	23.2	116	116	60-140	1	
4-Chlorotoluene	ug/L	ND	20	20	22.7	22.6	114	113	60-140	1	
Benzene	ug/L	ND	20	20	23.9	24.0	120	120	60-140	0	
Bromobenzene	ug/L	ND	20	20	21.9	21.1	109	106	60-140	3	
Bromochloromethane	ug/L	ND	20	20	21.2	21.3	106	107	60-140	0	
Bromodichloromethane	ug/L	ND	20	20	20.7	20.3	103	101	60-140	2	
Bromoform	ug/L	ND	20	20	18.7	18.5	93	93	60-140	1	
Bromomethane	ug/L	ND	20	20	23.7	21.9	119	109	60-140	8	
Carbon tetrachloride	ug/L	ND	20	20	21.9	21.7	109	108	60-140	1	
Chlorobenzene	ug/L	ND	20	20	22.7	21.9	113	110	60-140	3	
Chloroethane	ug/L	ND	20	20	25.1	24.3	125	122	60-140	3	
Chloroform	ug/L	1.5	20	20	24.3	24.4	114	114	60-140	0	
Chloromethane	ug/L	ND	20	20	17.3	17.1	87	85	60-140	1	
cis-1,2-Dichloroethene	ug/L	ND	20	20	23.1	23.2	116	116	60-140	0	
cis-1,3-Dichloropropene	ug/L	ND	20	20	22.5	22.2	113	111	60-140	1	
Dibromochloromethane	ug/L	ND	20	20	19.8	19.1	99	96	60-140	4	
Dibromomethane	ug/L	ND	20	20	22.4	22.3	112	112	60-140	0	
Dichlorodifluoromethane	ug/L	ND	20	20	18.1	16.9	91	84	60-140	7	
Diisopropyl ether	ug/L	ND	20	20	21.5	21.6	108	108	60-140	0	
Ethylbenzene	ug/L	ND	20	20	23.0	22.9	115	114	60-140	0	
Hexachloro-1,3-butadiene	ug/L	ND	20	20	23.1	24.0	115	120	60-140	4	
Isopropylbenzene (Cumene)	ug/L	ND	20	20	22.8	22.2	114	111	60-140	3	
m&p-Xylene	ug/L	ND	40	40	47.0	46.4	118	116	60-140	1	
Methyl-tert-butyl ether	ug/L	ND	20	20	22.7	22.1	113	110	60-140	3	
Methylene Chloride	ug/L	ND	20	20	20.6	20.8	103	104	60-140	1	

Results presented on this page are in the units indicated by the "Units" column except where an alternate unit is presented to the right of the result.

REPORT OF LABORATORY ANALYSIS

This report shall not be reproduced, except in full,
without the written consent of Pace Analytical Services, LLC.

Pace Analytical Services, LLC
9800 Kincey Ave. Suite 100
Huntersville, NC 28078
(704)875-9092

QUALITY CONTROL DATA

Project: 2020-L1-2448 (8/25)
Pace Project No.: 92492460

MATRIX SPIKE & MATRIX SPIKE DUPLICATE: 2982794 2982795

Parameter	Units	92492468001 Result	MS Spike Conc.	MSD Spike Conc.	MS Result	MSD Result	MS % Rec	MSD % Rec	% Rec Limits	RPD	Qual
n-Butylbenzene	ug/L	ND	20	20	22.9	22.4	115	112	60-140	2	
n-Propylbenzene	ug/L	ND	20	20	23.4	23.1	117	115	60-140	1	
Naphthalene	ug/L	ND	20	20	20.1	20.0	100	100	60-140	0	
o-Xylene	ug/L	ND	20	20	22.5	22.0	113	110	60-140	2	
sec-Butylbenzene	ug/L	ND	20	20	22.8	22.4	114	112	60-140	2	
Styrene	ug/L	ND	20	20	22.3	21.9	111	109	60-140	2	
tert-Butylbenzene	ug/L	ND	20	20	17.4	17.1	87	85	60-140	2	
Tetrachloroethene	ug/L	ND	20	20	24.0	23.7	120	118	60-140	1	
Toluene	ug/L	ND	20	20	22.3	22.3	112	112	60-140	0	
trans-1,2-Dichloroethene	ug/L	ND	20	20	23.9	23.9	120	119	60-140	0	
trans-1,3-Dichloropropene	ug/L	ND	20	20	21.2	21.2	106	106	60-140	0	
Trichloroethene	ug/L	ND	20	20	21.7	22.1	108	110	60-140	2	
Trichlorofluoromethane	ug/L	ND	20	20	23.3	23.4	116	117	60-140	0	
Vinyl chloride	ug/L	ND	20	20	19.9	19.3	99	96	60-140	3	
1,2-Dichloroethane-d4 (S)	%						109	109	70-130		
4-Bromofluorobenzene (S)	%						95	96	70-130		
Toluene-d8 (S)	%						99	99	70-130		

Results presented on this page are in the units indicated by the "Units" column except where an alternate unit is presented to the right of the result.

REPORT OF LABORATORY ANALYSIS

This report shall not be reproduced, except in full,
without the written consent of Pace Analytical Services, LLC.

Pace Analytical Services, LLC
9800 Kincey Ave. Suite 100
Huntersville, NC 28078
(704)875-9092

QUALIFIERS

Project: 2020-L1-2448 (8/25)
Pace Project No.: 92492460

DEFINITIONS

DF - Dilution Factor, if reported, represents the factor applied to the reported data due to dilution of the sample aliquot.

ND - Not Detected at or above adjusted reporting limit.

TNTC - Too Numerous To Count

J - Estimated concentration above the adjusted method detection limit and below the adjusted reporting limit.

MDL - Adjusted Method Detection Limit.

PQL - Practical Quantitation Limit.

RL - Reporting Limit - The lowest concentration value that meets project requirements for quantitative data with known precision and bias for a specific analyte in a specific matrix.

S - Surrogate

1,2-Diphenylhydrazine decomposes to and cannot be separated from Azobenzene using Method 8270. The result for each analyte is a combined concentration.

Consistent with EPA guidelines, unrounded data are displayed and have been used to calculate % recovery and RPD values.

LCS(D) - Laboratory Control Sample (Duplicate)

MS(D) - Matrix Spike (Duplicate)

DUP - Sample Duplicate

RPD - Relative Percent Difference

NC - Not Calculable.

SG - Silica Gel - Clean-Up

U - Indicates the compound was analyzed for, but not detected.

Acid preservation may not be appropriate for 2 Chloroethylvinyl ether.

A separate vial preserved to a pH of 4-5 is recommended in SW846 Chapter 4 for the analysis of Acrolein and Acrylonitrile by EPA Method 8260.

N-Nitrosodiphenylamine decomposes and cannot be separated from Diphenylamine using Method 8270. The result reported for each analyte is a combined concentration.

Pace Analytical is TNI accredited. Contact your Pace PM for the current list of accredited analytes.

TNI - The NELAC Institute.

This report shall not be reproduced, except in full,
without the written consent of Pace Analytical Services, LLC.

Pace Analytical Services, LLC
9800 Kincey Ave. Suite 100
Huntersville, NC 28078
(704)875-9092

QUALITY CONTROL DATA CROSS REFERENCE TABLE

Project: 2020-L1-2448 (8/25)
Pace Project No.: 92492460

Lab ID	Sample ID	QC Batch Method	QC Batch	Analytical Method	Analytical Batch
92492460001	**13835_AC_Rd**	EPA 3010A	562641	EPA 6010D	562665
92492460001	**13835_AC_Rd**	SM 6200B	562431		

This report shall not be reproduced, except in full,
without the written consent of Pace Analytical Services, LLC.

CHAIN-OF-CUSTODY Analytical Request Document

Pace Analytical

Chain-of-Custody is a LEGAL DOCUMENT - Complete all relevent fields

LAB USE ONLY- Affix Workorder/I
MTJ

WO# : 92492460

92492460

ALL SHADED AI

Company: Apex Companies LLC	Billing Information:
Address:	
Report To: Andrew Street	Email To: Andrew Street / Emily Little
Copy To:	Site Collection Info/Address: 13835 Asbury Chapel Rd
Customer Project Name/Number: 2020-LI-24118	State: NC County/City: ~~Hiwassee~~ Hyattsville ~~13835 AC Rd~~ Time Zone Collected: [ ]PT [ ]MT [ ]CT [ ]ET
Phone: Email:	Site/Facility ID #: Compliance Monitoring? [ ] Yes [ ] No
Collected By (print): Margaret King	Purchase Order #: Quote #: DW PWS ID #: DW Location Code:
Collected By (signature):	Turnaround Date Required: ASAP Immediately Packed on Ice: [X] Yes [X] No
Sample Disposal: [ ] Dispose as appropriate [ ] Return [ ] Archive: [ ] Hold:	Rush: [X] Same Day [X] Next Day [ ] 2 Day [ ] 3 Day [ ] 4 Day [ ] 5 Day (Expedite Charges Apply) Field Filtered (if applicable): [ ] Yes [ ] No Analysis:

** Preservative Types: (1) nitric acid, (2) sulfuric acid, (3) hydrochloric acid, (4) sodium hydroxide, (5) zinc acetate, (6) methanol, (7) sodium bisulfate, (8) sodium thiosulfate, (9) hexane, (A) ascorbic acid, (B) ammonium sulfate, (C) ammonium hydroxide, (D) TSP, (U) Unpreserved, (O) Other

* Matrix Codes (Insert in Matrix box below): Drinking Water (DW), Ground Water (GW), Wastewater (WW), Product (P), Soil/Solid (SL), Oil (OL), Wipe (WP), Air (AR), Tissue (TS), Bioassay (B), Vapor (V), Other (OT)

Customer Sample ID	Matrix *	Comp / Grab	Collected (or Composite Start) Date	Collected (or Composite Start) Time	Composite End Date	Composite End Time	Res Cl	# of Ctns	Container Preservative Type **	Analyses	Lab Profile/Line:
										SM 6200 B VOCs	Lab Sample Receipt Checklist:
										Lead	Custody Seals Present/Intact Y N NA
										MADEP VPH	Custody Signatures Present Y N NA
											Collector Signature Present Y N NA
											Bottles Intact Y N NA
											Correct Bottles Y N NA
											Sufficient Volume Y N NA
											Samples Received on Ice Y N NA
											VOA - Headspace Acceptable Y N NA
											USDA Regulated Soils Y N NA
											Samples in Holding Time Y N NA
											Residual Chlorine Present Y N NA
											Cl Strips:
											Sample pH Acceptable Y N NA
											pH Strips:
											Sulfide Present Y N NA
											Lead Acetate Strips:
13835 AC Rd	DW	G			8-25-20			8		X X X	LAB USE ONLY: Lab Sample # / Comments: 92492460 001

Customer Remarks / Special Conditions / Possible Hazards:

Type of Ice Used: Wet Blue Dry None

Packing Material Used:

Radchem sample(s) screened (<500 cpm): Y N NA

SHORT HOLDS PRESENT (<72 hours): Y N N/A

Lab Tracking #: 2538831

Samples received via: FEDEX UPS Client Courier Pace Courier

Lab Sample Temperature Info:
Temp Blank Received: Y N NA
Therm ID#: 92706
Cooler 1 Temp Upon Receipt: 2.5 oC
Cooler 1 Therm Corr. Factor: / oC
Cooler 1 Corrected Temp: 2.5 oC
Comments:

Relinquished by/Company: (Signature)	Date/Time:	Received by/Company: (Signature)	Date/Time:
	8/25/20 2100 ~~9:00~~		8/25/20 2100
Relinquished by/Company: (Signature)	Date/Time:	Received by/Company: (Signature)	Date/Time:
Relinquished by/Company: (Signature)	Date/Time:	Received by/Company: (Signature)	Date/Time:

MTJL LAB USE ONLY
Table #:
Acctnum:
Template:
Prelogin:
PM:
PB:

Trip Blank Received: Y N NA
HCL MeOH TSP Other

Non Conformance(s): YES / NO

Page: _____ of: _____

Report of Analysis

Pace Analytical Services, Inc.
9800 Kincey Avenue
Suite 100
Huntersville, NC 28078
Attention: Angela M. Baioni

Project Name: 2020-L1-2448 (8-25)

Project Number: 92492460

Lot Number:**VH26048**

Date Completed:09/07/2020
Revision Date: 09/07/2020

09/08/2020 8:15 AM
Approved and released by:
Project Manager II: **Cathy S. Dover**

The electronic signature above is the equivalent of a handwritten signature.
This report shall not be reproduced, except in its entirety, without the written approval of Pace Analytical Services, LLC.

Case Narrative
Pace Analytical Services, Inc.
Lot Number: VH26048

This Report of Analysis contains the analytical result(s) for the sample(s) listed on the Sample Summary following this Case Narrative. The sample receiving date is documented in the header information associated with each sample.

All results listed in this report relate only to the samples that are contained within this report.

Sample receipt, sample analysis, and data review have been performed in accordance with the most current approved NELAC standards, the Pace Analytical Services, LLC ("Pace") Quality Assurance Management Plan (QAMP), standard operating procedures (SOPs), and Pace policies. Any exceptions to the NELAC standards, the QAMP, SOPs or policies are qualified on the results page or discussed below.

This PDF report has been revised to update the sample ID per client. All other sample results are as reported in the original PDF report. This report supersedes and replaces any prior reports issued under this lot number.

If you have any questions regarding this report please contact the Pace Project Manager listed on the cover page.

Sample Summary
Pace Analytical Services, Inc.
Lot Number: VH26048
Project Name: 2020-L1-2448 (8-25)
Project Number: 92492460

Sample Number	Sample ID	Matrix	Date Sampled	Date Received
001	13835 AC Rd	Aqueous	08/25/2020 1956	08/26/2020

(1 sample)

Detection Summary

Pace Analytical Services, Inc.

Lot Number: VH26048

Project Name: 2020-L1-2448 (8-25)

Project Number: 92492460

Sample	Sample ID	Matrix	Parameter	Method	Result	Q	Units	Page

(0 detections)

MADEP VPH (aliphatics)

Client: Pace Analytical Services, Inc. | Laboratory ID: VH26048-001

Description: 13835 AC Rd | Matrix: Aqueous

Date Sampled: 08/25/2020 1956 | Project Name: 2020-L1-2448 (8-25)

Date Received: 08/26/2020 | Project Number: 92492460

Run	Prep Method	Analytical Method	Dilution	Analysis Date	Analyst	Prep Date	Batch
1	VPH	MADEP-VPH-18-2.1	1	08/26/2020 2000	ECB		64818

Parameter	CAS Number	Analytical Method	Result	Q	LOQ	Units	Run
C5 - C8 Aliphatics		MADEP-VPH-18-	ND		75	ug/L	1
C9 - C12 Aliphatics		MADEP-VPH-18-	ND		75	ug/L	1

Surrogate	Q	Run 1 % Recovery	Acceptance Limits
2,5-Dibromotoluene (FID)		100	70-130

LOQ = Limit of Quantitation
ND = Not detected at or above the LOQ
H = Out of holding time
B = Detected in the method blank
N = Recovery is out of criteria
W = Reported on wet weight basis
E = Quantitation of compound exceeded the calibration range
P = The RPD between two GC columns exceeds 40%

Pace Analytical Services, LLC *(formerly Shealy Environmental Services, Inc.)*
106 Vantage Point Drive West Columbia, SC 29172 (803) 791-9700 Fax (803) 791-9111 www.pacelabs.com

MADEP VPH (aromatics)

Client: Pace Analytical Services, Inc. | Laboratory ID: VH26048-001
Description: 13835 AC Rd | Matrix: Aqueous
Date Sampled: 08/25/2020 1956 | Project Name: 2020-L1-2448 (8-25)
Date Received: 08/26/2020 | Project Number: 92492460

Run	Prep Method	Analytical Method	Dilution	Analysis Date	Analyst	Prep Date	Batch
1	VPH	MADEP-VPH-18-2.1	1	08/26/2020 2000	ECB		64819

Parameter	CAS Number	Analytical Method	Result	Q	LOQ	Units	Run
C9 - C10 Aromatics		MADEP-VPH-18-	ND		25	ug/L	1

Surrogate	Q	Run 1 % Recovery	Acceptance Limits
2,5-Dibromotoluene (PID)		99	70-130

LOQ = Limit of Quantitation
ND = Not detected at or above the LOQ
H = Out of holding time
B = Detected in the method blank
N = Recovery is out of criteria
W = Reported on wet weight basis
E = Quantitation of compound exceeded the calibration range
P = The RPD between two GC columns exceeds 40%

Pace Analytical Services, LLC *(formerly Shealy Environmental Services, Inc.)*
106 Vantage Point Drive West Columbia, SC 29172 (803) 791-9700 Fax (803) 791-9111 www.pacelabs.com

QC Summary

MADEP VPH (aliphatics) - MB

Sample ID: VQ64818-001
Batch: 64818
Analytical Method: MADEP-VPH-18-2.1

Matrix: Aqueous
Prep Method: VPH

Parameter	Result	Q	Dil	LOQ	Units	Analysis Date
C5 - C8 Aliphatics	ND		1	75	ug/L	08/26/2020 1121
C9 - C12 Aliphatics	ND		1	75	ug/L	08/26/2020 1121

Surrogate	Q	% Rec	Acceptance Limit
2,5-Dibromotoluene (FID)		99	70-130

LOQ = Limit of Quantitation

ND = Not detected at or above the LOQ

N = Recovery is out of criteria

P = The RPD between two GC columns exceeds 40%

+ = RPD is out of criteria

Note: Calculations are performed before rounding to avoid round-off errors in calculated results

MADEP VPH (aliphatics) - LCS

Sample ID: VQ64818-002
Batch: 64818
Analytical Method: MADEP-VPH-18-2.1

Matrix: Aqueous
Prep Method: VPH

Parameter	Spike Amount (ug/L)	Result (ug/L)	Q	Dil	% Rec	% Rec Limit	Analysis Date
C5 - C8 Aliphatics	150	140		1	90	70-130	08/26/2020 1024
C9 - C12 Aliphatics	180	150		1	86	70-130	08/26/2020 1024

Surrogate	Q	% Rec	Acceptance Limit
2,5-Dibromotoluene (FID)		89	70-130

LOQ = Limit of Quantitation

ND = Not detected at or above the LOQ

N = Recovery is out of criteria

P = The RPD between two GC columns exceeds 40%

+ = RPD is out of criteria

Note: Calculations are performed before rounding to avoid round-off errors in calculated results

MADEP VPH (aliphatics) - LCSD

Sample ID: VQ64818-003
Batch: 64818
Analytical Method: MADEP-VPH-18-2.1

Matrix: Aqueous
Prep Method: VPH

Parameter	Spike Amount (ug/L)	Result (ug/L)	Q	Dil	% Rec	% RPD	% Rec Limit	% RPD Limit	Analysis Date
C5 - C8 Aliphatics	150	140		1	91	1.5	70-130	25	08/26/2020 1053
C9 - C12 Aliphatics	180	150		1	88	3.1	70-130	25	08/26/2020 1053

Surrogate	Q	% Rec	Acceptance Limit
2,5-Dibromotoluene (FID)		88	70-130

LOQ = Limit of Quantitation

ND = Not detected at or above the LOQ

N = Recovery is out of criteria

P = The RPD between two GC columns exceeds 40%

+ = RPD is out of criteria

Note: Calculations are performed before rounding to avoid round-off errors in calculated results

MADEP VPH (aromatics) - MB

Sample ID: VQ64819-001
Batch: 64819
Analytical Method: MADEP-VPH-18-2.1

Matrix: Aqueous
Prep Method: VPH

Parameter	Result	Q	Dil	LOQ	Units	Analysis Date
C9 - C10 Aromatics	ND		1	25	ug/L	08/26/2020 1121

Surrogate	Q	% Rec	Acceptance Limit
2,5-Dibromotoluene (PID)		103	70-130

LOQ = Limit of Quantitation

ND = Not detected at or above the LOQ

N = Recovery is out of criteria

P = The RPD between two GC columns exceeds 40%

+ = RPD is out of criteria

Note: Calculations are performed before rounding to avoid round-off errors in calculated results

MADEP VPH (aromatics) - LCS

Sample ID: VQ64819-002
Batch: 64819
Analytical Method: MADEP-VPH-18-2.1

Matrix: Aqueous
Prep Method: VPH

Parameter	Spike Amount (ug/L)	Result (ug/L)	Q	Dil	% Rec	% Rec Limit	Analysis Date
C9 - C10 Aromatics	25	23		1	92	70-130	08/26/2020 1024

Surrogate	Q	% Rec	Acceptance Limit
2,5-Dibromotoluene (PID)		90	70-130

LOQ = Limit of Quantitation

ND = Not detected at or above the LOQ

N = Recovery is out of criteria

P = The RPD between two GC columns exceeds 40%

+ = RPD is out of criteria

Note: Calculations are performed before rounding to avoid round-off errors in calculated results

MADEP VPH (aromatics) - LCSD

Sample ID: VQ64819-003
Batch: 64819
Analytical Method: MADEP-VPH-18-2.1

Matrix: Aqueous
Prep Method: VPH

Parameter	Spike Amount (ug/L)	Result (ug/L)	Q	Dil	% Rec	% RPD	% Rec Limit	% RPD Limit	Analysis Date
C9 - C10 Aromatics	25	23		1	93	1.3	70-130	25	08/26/2020 1053

Surrogate	Q	% Rec	Acceptance Limit
2,5-Dibromotoluene (PID)		91	70-130

LOQ = Limit of Quantitation

ND = Not detected at or above the LOQ

N = Recovery is out of criteria

P = The RPD between two GC columns exceeds 40%

+ = RPD is out of criteria

Note: Calculations are performed before rounding to avoid round-off errors in calculated results

Chain of Custody

and

Miscellaneous Documents

Internal Transfer Chain of Custody

☐ Samples Pre-Logged into eCOC.

State Of Origin: NC
Cert. Needed: ☑ Yes ☐ No
Owner Received Date: 8/25/2020 Results Requested By: 8/26/2020

Pace Analytical®
www.pacelabs.com

Workorder: 92492460 **Workorder Name:** 2020-L1-2448 (8/25)

Report To	Subcontract To
Angela Baioni Pace Analytical Charlotte 9800 Kincey Ave. Suite 100 Huntersville, NC 28078 Phone (704)875-9092	Pace Analytical West Columbia 106 Vantage Point Drive West Columbia, SC 29172 Phone (803)791-9700

VH26048

OSD

Item	Sample ID	Sample Type	Collect Date/Time	Lab ID	Matrix	Preserved Containers: HCL	Requested Analysis: VOA	LAB USE ONLY
1	13535 AC Rd	PS	8/25/2020 13:56	92492460001	Water	3	X	
2								
3								
4								
5								

Transfers	Released By	Date/Time	Received By	Date/Time
1	PACE 8-26-2020	0800	JCM - Pace	8/26/20 0834
2	JCM - Pace 8/26/20	1203		
3				8/26/2020 1203

Comments:

Cooler Temperature on Receipt 3 °C | Custody Seal Y or (N) | Received on Ice (Y) or N | Samples Intact (Y) or N

****In order to maintain client confidentiality, location/name of the sampling site, sampler's name and signature may not be provided on this COC document. This chain of custody is considered complete as is since this information is available in the owner laboratory.*

Pace Analytical Services, LLC (formerly Shealy Environmental Services, Inc.)
106 Vantage Point Drive West Columbia, SC 29172 (803) 791-9700 Fax (803) 791-9111 www.pacelabs.com

PACE ANALYTICAL SERVICES, LLC

Shealy Environmental Services, Inc.
Document Number: MB0018C-14

Page 1 of 1
Effective Date: 8/2/2018

Sample Receipt Checklist (SRC)

Client: PACE Cooler Inspected by/date: JSH / 08/26/2020 Lot #: VH26048

Means of receipt: ☐ SESI ☐ Client ☐ UPS ☐ FedEx ☑ Other: PACE

☐ Yes	☑ No		1. Were custody seals present on the cooler?
☐ Yes	☐ No	☑ NA	2. If custody seals were present, were they intact and unbroken?

pH Strip ID: NA Chlorine Strip ID: NA Tested by: NA

Original temperature upon receipt / Derived (Corrected) temperature upon receipt %Solid Snap-Cup ID: NA

3.1 /3.1 °C NA /NA °C NA /NA °C NA /NA °C

Method: ☐ Temperature Blank ☑ Against Bottles IR Gun ID: 5 IR Gun Correction Factor: 0 °C

Method of coolant: ☑ Wet Ice ☐ Ice Packs ☐ Dry Ice ☐ None

☐ Yes	☐ No	☑ NA	3. If temperature of any cooler exceeded 6.0°C, was Project Manager Notified? PM was Notified by: phone / email / face-to-face (circle one).
☐ Yes	☐ No	☑ NA	4. Is the commercial courier's packing slip attached to this form?
☑ Yes	☐ No		5. Were proper custody procedures (relinquished/received) followed?
☑ Yes	☐ No		6. Were sample IDs listed on the COC?
☑ Yes	☐ No		7. Were sample IDs listed on all sample containers?
☑ Yes	☐ No		8. Was collection date & time listed on the COC?
☑ Yes	☐ No		9. Was collection date & time listed on all sample containers?
☑ Yes	☐ No		10. Did all container label information (ID, date, time) agree with the COC?
☑ Yes	☐ No		11. Were tests to be performed listed on the COC?
☑ Yes	☐ No		12. Did all samples arrive in the proper containers for each test and/or in good condition (unbroken, lids on, etc.)?
☑ Yes	☐ No		13. Was adequate sample volume available?
☑ Yes	☐ No		14. Were all samples received within ½ the holding time or 48 hours, whichever comes first?
☐ Yes	☑ No		15. Were any samples containers missing/excess (circle one) samples Not listed on COC?
☐ Yes	☑ No	☐ NA	16. For VOA and RSK-175 samples, were bubbles present >"pea-size" (¼"or 6mm in diameter) in any of the VOA vials?
☐ Yes	☐ No	☑ NA	17. Were all DRO/metals/nutrient samples received at a pH of <2?
☐ Yes	☐ No	☑ NA	18. Were all cyanide samples received at a pH > 12 and sulfide samples received at a pH > 9?
☐ Yes	☐ No	☑ NA	19. Were all applicable NH_3/TKN/cyanide/phenol/625 (< 0.5mg/L) samples free of residual chlorine?
☐ Yes	☐ No	☑ NA	20. Were client remarks/requests (i.e. requested dilutions, MS/MSD designations, etc…) correctly transcribed from the COC into the comment section in LIMS?
☐ Yes	☑ No		21. Was the quote number listed on the container label? If yes, Quote # NA

Sample Preservation (Must be completed for any sample(s) incorrectly preserved or with headspace.)

Sample(s) NA were received incorrectly preserved and were adjusted accordingly in sample receiving with NA mL of circle one: H2SO4, HNO3, HCl, NaOH using SR # NA.

Time of preservation NA. If more than one preservative is needed, please note in the comments below.

Sample(s) NA were received with bubbles >6 mm in diameter.

Samples(s) NA were received with TRC > 0.5 mg/L. (If #19 is ***no***) and were adjusted accordingly in sample receiving with sodium thiosulfate ($Na_2S_2O_3$) with Shealy ID: NA.

SR barcode labels applied by: JSH Date: 08/26/2020

Comments:

Pace Analytical Services, LLC
9800 Kincey Ave. Suite 100
Huntersville, NC 28078
(704)875-9092

September 08, 2020

Andrew Street
Apex Companies - NC
5900 Northwoods Business Pkwy
Suite 5900-0
Charlotte, NC 28269

RE: Project: 2020-L1-2448 (8/25)
Pace Project No.: 92492461

Dear Andrew Street:

Enclosed are the analytical results for sample(s) received by the laboratory on August 25, 2020. The results relate only to the samples included in this report. Results reported herein conform to the applicable TNI/NELAC Standards and the laboratory's Quality Manual, where applicable, unless otherwise noted in the body of the report.

The test results provided in this final report were generated by each of the following laboratories within the Pace Network:

- Pace Analytical Services - Asheville
- Pace Analytical Services - Charlotte

A revised laboratory report is being submitted on 9/8/2020 to update the sample ID, per client request.

If you have any questions concerning this report, please feel free to contact me.

Sincerely,

Angela M. Baioni

Angela Baioni
angela.baioni@pacelabs.com
(704)875-9092
Project Manager

Enclosures

cc: J Culbreath, Colonial Pipeline Company
Robert Hughes, Colonial Pipeline
Margaret King, APEX Companies, LLC
Emily Little, Apex Companies
Jeff Morrison, Colonial Pipeline Company
Tom Naumann, APEX Companies - NC
Joe Nicolette, Montrose-EPS
Christopher Schultz, Apex Companies
J Tate, Colonial Pipeline Company
Alex Testoff, Montrose-EPS
Michael Verdon, Colonial Pipeline Company
JM Wyatt, Colonial Pipeline Company

REPORT OF LABORATORY ANALYSIS

This report shall not be reproduced, except in full,
without the written consent of Pace Analytical Services, LLC.

Pace Analytical Services, LLC
9800 Kincey Ave. Suite 100
Huntersville, NC 28078
(704)875-9092

CERTIFICATIONS

Project: 2020-L1-2448 (8/25)
Pace Project No.: 92492461

Pace Analytical Services Charlotte
9800 Kincey Ave. Ste 100, Huntersville, NC 28078
Louisiana/NELAP Certification # LA170028
North Carolina Drinking Water Certification #: 37706
North Carolina Field Services Certification #: 5342
North Carolina Wastewater Certification #: 12
South Carolina Certification #: 99006001
Florida/NELAP Certification #: E87627
Kentucky UST Certification #: 84
Virginia/VELAP Certification #: 460221

Pace Analytical Services Asheville
2225 Riverside Drive, Asheville, NC 28804
Florida/NELAP Certification #: E87648
Massachusetts Certification #: M-NC030
North Carolina Drinking Water Certification #: 37712
North Carolina Wastewater Certification #: 40
South Carolina Certification #: 99030001
Virginia/VELAP Certification #: 460222

This report shall not be reproduced, except in full,
without the written consent of Pace Analytical Services, LLC.

Pace Analytical Services, LLC
9800 Kincey Ave. Suite 100
Huntersville, NC 28078
(704)875-9092

SAMPLE ANALYTE COUNT

Project: 2020-L1-2448 (8/25)
Pace Project No.: 92492461

Lab ID	Sample ID	Method	Analysts	Analytes Reported	Laboratory
92492461001	**13945_AC_Rd**	EPA 6010D	DS	1	PASI-A
		SM 6200B	SAS	63	PASI-C

PASI-A = Pace Analytical Services - Asheville
PASI-C = Pace Analytical Services - Charlotte

This report shall not be reproduced, except in full,
without the written consent of Pace Analytical Services, LLC.

Pace Analytical Services, LLC
9800 Kincey Ave. Suite 100
Huntersville, NC 28078
(704)875-9092

ANALYTICAL RESULTS

Project: 2020-L1-2448 (8/25)
Pace Project No.: 92492461

Sample: 13945_AC_Rd **Lab ID: 92492461001** Collected: 08/25/20 15:05 Received: 08/25/20 21:00 Matrix: Water

Parameters	Results	Units	Report Limit	DF	Prepared	Analyzed	CAS No.	Qual
6010 MET ICP	Analytical Method: EPA 6010D Preparation Method: EPA 3010A Pace Analytical Services - Asheville							
Lead	ND	ug/L	5.0	1	08/27/20 01:37	08/27/20 12:58	7439-92-1	
6200B MSV	Analytical Method: SM 6200B Pace Analytical Services - Charlotte							
Benzene	ND	ug/L	0.50	1		08/26/20 11:19	71-43-2	
Bromobenzene	ND	ug/L	0.50	1		08/26/20 11:19	108-86-1	
Bromochloromethane	ND	ug/L	0.50	1		08/26/20 11:19	74-97-5	
Bromodichloromethane	ND	ug/L	0.50	1		08/26/20 11:19	75-27-4	
Bromoform	ND	ug/L	0.50	1		08/26/20 11:19	75-25-2	
Bromomethane	ND	ug/L	5.0	1		08/26/20 11:19	74-83-9	
n-Butylbenzene	ND	ug/L	0.50	1		08/26/20 11:19	104-51-8	
sec-Butylbenzene	ND	ug/L	0.50	1		08/26/20 11:19	135-98-8	
tert-Butylbenzene	ND	ug/L	0.50	1		08/26/20 11:19	98-06-6	
Carbon tetrachloride	ND	ug/L	0.50	1		08/26/20 11:19	56-23-5	
Chlorobenzene	ND	ug/L	0.50	1		08/26/20 11:19	108-90-7	
Chloroethane	ND	ug/L	1.0	1		08/26/20 11:19	75-00-3	
Chloroform	ND	ug/L	0.50	1		08/26/20 11:19	67-66-3	
Chloromethane	ND	ug/L	1.0	1		08/26/20 11:19	74-87-3	
2-Chlorotoluene	ND	ug/L	0.50	1		08/26/20 11:19	95-49-8	
4-Chlorotoluene	ND	ug/L	0.50	1		08/26/20 11:19	106-43-4	
1,2-Dibromo-3-chloropropane	ND	ug/L	1.0	1		08/26/20 11:19	96-12-8	
Dibromochloromethane	ND	ug/L	0.50	1		08/26/20 11:19	124-48-1	
1,2-Dibromoethane (EDB)	ND	ug/L	0.50	1		08/26/20 11:19	106-93-4	
Dibromomethane	ND	ug/L	0.50	1		08/26/20 11:19	74-95-3	
1,2-Dichlorobenzene	ND	ug/L	0.50	1		08/26/20 11:19	95-50-1	
1,3-Dichlorobenzene	ND	ug/L	0.50	1		08/26/20 11:19	541-73-1	
1,4-Dichlorobenzene	ND	ug/L	0.50	1		08/26/20 11:19	106-46-7	
Dichlorodifluoromethane	ND	ug/L	0.50	1		08/26/20 11:19	75-71-8	
1,1-Dichloroethane	ND	ug/L	0.50	1		08/26/20 11:19	75-34-3	
1,2-Dichloroethane	ND	ug/L	0.50	1		08/26/20 11:19	107-06-2	
1,1-Dichloroethene	ND	ug/L	0.50	1		08/26/20 11:19	75-35-4	
cis-1,2-Dichloroethene	ND	ug/L	0.50	1		08/26/20 11:19	156-59-2	
trans-1,2-Dichloroethene	ND	ug/L	0.50	1		08/26/20 11:19	156-60-5	
1,2-Dichloropropane	ND	ug/L	0.50	1		08/26/20 11:19	78-87-5	
1,3-Dichloropropane	ND	ug/L	0.50	1		08/26/20 11:19	142-28-9	
2,2-Dichloropropane	ND	ug/L	0.50	1		08/26/20 11:19	594-20-7	
1,1-Dichloropropene	ND	ug/L	0.50	1		08/26/20 11:19	563-58-6	
cis-1,3-Dichloropropene	ND	ug/L	0.50	1		08/26/20 11:19	10061-01-5	
trans-1,3-Dichloropropene	ND	ug/L	0.50	1		08/26/20 11:19	10061-02-6	
Diisopropyl ether	ND	ug/L	0.50	1		08/26/20 11:19	108-20-3	
Ethylbenzene	ND	ug/L	0.50	1		08/26/20 11:19	100-41-4	
Hexachloro-1,3-butadiene	ND	ug/L	2.0	1		08/26/20 11:19	87-68-3	
Isopropylbenzene (Cumene)	ND	ug/L	0.50	1		08/26/20 11:19	98-82-8	
Methylene Chloride	ND	ug/L	2.0	1		08/26/20 11:19	75-09-2	
Methyl-tert-butyl ether	ND	ug/L	0.50	1		08/26/20 11:19	1634-04-4	
Naphthalene	ND	ug/L	2.0	1		08/26/20 11:19	91-20-3	

REPORT OF LABORATORY ANALYSIS

This report shall not be reproduced, except in full,
without the written consent of Pace Analytical Services, LLC.

Pace Analytical Services, LLC
9800 Kincey Ave. Suite 100
Huntersville, NC 28078
(704)875-9092

ANALYTICAL RESULTS

Project: 2020-L1-2448 (8/25)
Pace Project No.: 92492461

Sample: 13945_AC_Rd **Lab ID: 92492461001** Collected: 08/25/20 15:05 Received: 08/25/20 21:00 Matrix: Water

Parameters	Results	Units	Report Limit	DF	Prepared	Analyzed	CAS No.	Qual
6200B MSV	Analytical Method: SM 6200B Pace Analytical Services - Charlotte							
n-Propylbenzene	ND	ug/L	0.50	1		08/26/20 11:19	103-65-1	
Styrene	ND	ug/L	0.50	1		08/26/20 11:19	100-42-5	
1,1,1,2-Tetrachloroethane	ND	ug/L	0.50	1		08/26/20 11:19	630-20-6	
1,1,2,2-Tetrachloroethane	ND	ug/L	0.50	1		08/26/20 11:19	79-34-5	
Tetrachloroethene	ND	ug/L	0.50	1		08/26/20 11:19	127-18-4	
Toluene	ND	ug/L	0.50	1		08/26/20 11:19	108-88-3	
1,2,3-Trichlorobenzene	ND	ug/L	2.0	1		08/26/20 11:19	87-61-6	
1,2,4-Trichlorobenzene	ND	ug/L	2.0	1		08/26/20 11:19	120-82-1	
1,1,1-Trichloroethane	ND	ug/L	0.50	1		08/26/20 11:19	71-55-6	
1,1,2-Trichloroethane	ND	ug/L	0.50	1		08/26/20 11:19	79-00-5	
Trichloroethene	ND	ug/L	0.50	1		08/26/20 11:19	79-01-6	
Trichlorofluoromethane	ND	ug/L	1.0	1		08/26/20 11:19	75-69-4	
1,2,3-Trichloropropane	ND	ug/L	0.50	1		08/26/20 11:19	96-18-4	
1,2,4-Trimethylbenzene	ND	ug/L	0.50	1		08/26/20 11:19	95-63-6	
1,3,5-Trimethylbenzene	ND	ug/L	0.50	1		08/26/20 11:19	108-67-8	
Vinyl chloride	ND	ug/L	1.0	1		08/26/20 11:19	75-01-4	
m&p-Xylene	ND	ug/L	1.0	1		08/26/20 11:19	179601-23-1	
o-Xylene	ND	ug/L	0.50	1		08/26/20 11:19	95-47-6	
Surrogates								
1,2-Dichloroethane-d4 (S)	114	%	70-130	1		08/26/20 11:19	17060-07-0	
4-Bromofluorobenzene (S)	95	%	70-130	1		08/26/20 11:19	460-00-4	
Toluene-d8 (S)	98	%	70-130	1		08/26/20 11:19	2037-26-5	

REPORT OF LABORATORY ANALYSIS

This report shall not be reproduced, except in full,
without the written consent of Pace Analytical Services, LLC.

Pace Analytical Services, LLC
9800 Kincey Ave. Suite 100
Huntersville, NC 28078
(704)875-9092

QUALITY CONTROL DATA

Project: 2020-L1-2448 (8/25)
Pace Project No.: 92492461

QC Batch: 562641
QC Batch Method: EPA 3010A
Analysis Method: EPA 6010D
Analysis Description: 6010 MET
Laboratory: Pace Analytical Services - Asheville
Associated Lab Samples: 92492461001

METHOD BLANK: 2984018 Matrix: Water
Associated Lab Samples: 92492461001

Parameter	Units	Blank Result	Reporting Limit	Analyzed	Qualifiers
Lead	ug/L	ND	5.0	08/27/20 09:00	

LABORATORY CONTROL SAMPLE: 2984019

Parameter	Units	Spike Conc.	LCS Result	LCS % Rec	% Rec Limits	Qualifiers
Lead	ug/L	500	508	102	80-120	

MATRIX SPIKE & MATRIX SPIKE DUPLICATE: 2984020 2984021

Parameter	Units	92492460001 Result	MS Spike Conc.	MSD Spike Conc.	MS Result	MSD Result	MS % Rec	MSD % Rec	% Rec Limits	RPD	Qual
Lead	ug/L	ND	500	500	487	490	97	98	75-125	1	

Results presented on this page are in the units indicated by the "Units" column except where an alternate unit is presented to the right of the result.

REPORT OF LABORATORY ANALYSIS

This report shall not be reproduced, except in full,
without the written consent of Pace Analytical Services, LLC.

Pace Analytical Services, LLC
9800 Kincey Ave. Suite 100
Huntersville, NC 28078
(704)875-9092

QUALITY CONTROL DATA

Project: 2020-L1-2448 (8/25)
Pace Project No.: 92492461

QC Batch: 562431
QC Batch Method: SM 6200B
Analysis Method: SM 6200B
Analysis Description: 6200B MSV
Laboratory: Pace Analytical Services - Charlotte
Associated Lab Samples: 92492461001

METHOD BLANK: 2982792 Matrix: Water
Associated Lab Samples: 92492461001

Parameter	Units	Blank Result	Reporting Limit	Analyzed	Qualifiers
1,1,1,2-Tetrachloroethane	ug/L	ND	0.50	08/26/20 02:53	
1,1,1-Trichloroethane	ug/L	ND	0.50	08/26/20 02:53	
1,1,2,2-Tetrachloroethane	ug/L	ND	0.50	08/26/20 02:53	
1,1,2-Trichloroethane	ug/L	ND	0.50	08/26/20 02:53	
1,1-Dichloroethane	ug/L	ND	0.50	08/26/20 02:53	
1,1-Dichloroethene	ug/L	ND	0.50	08/26/20 02:53	
1,1-Dichloropropene	ug/L	ND	0.50	08/26/20 02:53	
1,2,3-Trichlorobenzene	ug/L	ND	2.0	08/26/20 02:53	
1,2,3-Trichloropropane	ug/L	ND	0.50	08/26/20 02:53	
1,2,4-Trichlorobenzene	ug/L	ND	2.0	08/26/20 02:53	
1,2,4-Trimethylbenzene	ug/L	ND	0.50	08/26/20 02:53	
1,2-Dibromo-3-chloropropane	ug/L	ND	1.0	08/26/20 02:53	
1,2-Dibromoethane (EDB)	ug/L	ND	0.50	08/26/20 02:53	
1,2-Dichlorobenzene	ug/L	ND	0.50	08/26/20 02:53	
1,2-Dichloroethane	ug/L	ND	0.50	08/26/20 02:53	
1,2-Dichloropropane	ug/L	ND	0.50	08/26/20 02:53	
1,3,5-Trimethylbenzene	ug/L	ND	0.50	08/26/20 02:53	
1,3-Dichlorobenzene	ug/L	ND	0.50	08/26/20 02:53	
1,3-Dichloropropane	ug/L	ND	0.50	08/26/20 02:53	
1,4-Dichlorobenzene	ug/L	ND	0.50	08/26/20 02:53	
2,2-Dichloropropane	ug/L	ND	0.50	08/26/20 02:53	
2-Chlorotoluene	ug/L	ND	0.50	08/26/20 02:53	
4-Chlorotoluene	ug/L	ND	0.50	08/26/20 02:53	
Benzene	ug/L	ND	0.50	08/26/20 02:53	
Bromobenzene	ug/L	ND	0.50	08/26/20 02:53	
Bromochloromethane	ug/L	ND	0.50	08/26/20 02:53	
Bromodichloromethane	ug/L	ND	0.50	08/26/20 02:53	
Bromoform	ug/L	ND	0.50	08/26/20 02:53	
Bromomethane	ug/L	ND	5.0	08/26/20 02:53	
Carbon tetrachloride	ug/L	ND	0.50	08/26/20 02:53	
Chlorobenzene	ug/L	ND	0.50	08/26/20 02:53	
Chloroethane	ug/L	ND	1.0	08/26/20 02:53	
Chloroform	ug/L	ND	0.50	08/26/20 02:53	
Chloromethane	ug/L	ND	1.0	08/26/20 02:53	
cis-1,2-Dichloroethene	ug/L	ND	0.50	08/26/20 02:53	
cis-1,3-Dichloropropene	ug/L	ND	0.50	08/26/20 02:53	
Dibromochloromethane	ug/L	ND	0.50	08/26/20 02:53	
Dibromomethane	ug/L	ND	0.50	08/26/20 02:53	
Dichlorodifluoromethane	ug/L	ND	0.50	08/26/20 02:53	
Diisopropyl ether	ug/L	ND	0.50	08/26/20 02:53	

Results presented on this page are in the units indicated by the "Units" column except where an alternate unit is presented to the right of the result.

REPORT OF LABORATORY ANALYSIS

This report shall not be reproduced, except in full,
without the written consent of Pace Analytical Services, LLC.

Pace Analytical Services, LLC
9800 Kincey Ave. Suite 100
Huntersville, NC 28078
(704)875-9092

QUALITY CONTROL DATA

Project: 2020-L1-2448 (8/25)
Pace Project No.: 92492461

METHOD BLANK: 2982792 Matrix: Water
Associated Lab Samples: 92492461001

Parameter	Units	Blank Result	Reporting Limit	Analyzed	Qualifiers
Ethylbenzene	ug/L	ND	0.50	08/26/20 02:53	
Hexachloro-1,3-butadiene	ug/L	ND	2.0	08/26/20 02:53	
Isopropylbenzene (Cumene)	ug/L	ND	0.50	08/26/20 02:53	
m&p-Xylene	ug/L	ND	1.0	08/26/20 02:53	
Methyl-tert-butyl ether	ug/L	ND	0.50	08/26/20 02:53	
Methylene Chloride	ug/L	ND	2.0	08/26/20 02:53	
n-Butylbenzene	ug/L	ND	0.50	08/26/20 02:53	
n-Propylbenzene	ug/L	ND	0.50	08/26/20 02:53	
Naphthalene	ug/L	ND	2.0	08/26/20 02:53	
o-Xylene	ug/L	ND	0.50	08/26/20 02:53	
sec-Butylbenzene	ug/L	ND	0.50	08/26/20 02:53	
Styrene	ug/L	ND	0.50	08/26/20 02:53	
tert-Butylbenzene	ug/L	ND	0.50	08/26/20 02:53	
Tetrachloroethene	ug/L	ND	0.50	08/26/20 02:53	
Toluene	ug/L	ND	0.50	08/26/20 02:53	
trans-1,2-Dichloroethene	ug/L	ND	0.50	08/26/20 02:53	
trans-1,3-Dichloropropene	ug/L	ND	0.50	08/26/20 02:53	
Trichloroethene	ug/L	ND	0.50	08/26/20 02:53	
Trichlorofluoromethane	ug/L	ND	1.0	08/26/20 02:53	
Vinyl chloride	ug/L	ND	1.0	08/26/20 02:53	
1,2-Dichloroethane-d4 (S)	%	108	70-130	08/26/20 02:53	
4-Bromofluorobenzene (S)	%	96	70-130	08/26/20 02:53	
Toluene-d8 (S)	%	98	70-130	08/26/20 02:53	

LABORATORY CONTROL SAMPLE: 2982793

Parameter	Units	Spike Conc.	LCS Result	LCS % Rec	% Rec Limits	Qualifiers
1,1,1,2-Tetrachloroethane	ug/L	50	49.1	98	60-140	
1,1,1-Trichloroethane	ug/L	50	48.3	97	60-140	
1,1,2,2-Tetrachloroethane	ug/L	50	53.8	108	60-140	
1,1,2-Trichloroethane	ug/L	50	54.5	109	60-140	
1,1-Dichloroethane	ug/L	50	53.5	107	60-140	
1,1-Dichloroethene	ug/L	50	55.2	110	60-140	
1,1-Dichloropropene	ug/L	50	48.0	96	60-140	
1,2,3-Trichlorobenzene	ug/L	50	51.1	102	60-140	
1,2,3-Trichloropropane	ug/L	50	61.4	123	60-140	
1,2,4-Trichlorobenzene	ug/L	50	53.0	106	60-140	
1,2,4-Trimethylbenzene	ug/L	50	49.9	100	60-140	
1,2-Dibromo-3-chloropropane	ug/L	50	50.8	102	60-140	
1,2-Dibromoethane (EDB)	ug/L	50	49.5	99	60-140	
1,2-Dichlorobenzene	ug/L	50	52.5	105	60-140	
1,2-Dichloroethane	ug/L	50	47.8	96	60-140	
1,2-Dichloropropane	ug/L	50	52.4	105	60-140	
1,3,5-Trimethylbenzene	ug/L	50	50.5	101	60-140	

Results presented on this page are in the units indicated by the "Units" column except where an alternate unit is presented to the right of the result.

REPORT OF LABORATORY ANALYSIS

This report shall not be reproduced, except in full,
without the written consent of Pace Analytical Services, LLC.

Pace Analytical Services, LLC
9800 Kincey Ave. Suite 100
Huntersville, NC 28078
(704)875-9092

QUALITY CONTROL DATA

Project: 2020-L1-2448 (8/25)
Pace Project No.: 92492461

LABORATORY CONTROL SAMPLE: 2982793

Parameter	Units	Spike Conc.	LCS Result	LCS % Rec	% Rec Limits	Qualifiers
1,3-Dichlorobenzene	ug/L	50	52.0	104	60-140	
1,3-Dichloropropane	ug/L	50	53.3	107	60-140	
1,4-Dichlorobenzene	ug/L	50	49.8	100	60-140	
2,2-Dichloropropane	ug/L	50	44.1	88	60-140	
2-Chlorotoluene	ug/L	50	53.9	108	60-140	
4-Chlorotoluene	ug/L	50	53.0	106	60-140	
Benzene	ug/L	50	54.5	109	60-140	
Bromobenzene	ug/L	50	51.2	102	60-140	
Bromochloromethane	ug/L	50	53.2	106	60-140	
Bromodichloromethane	ug/L	50	49.9	100	60-140	
Bromoform	ug/L	50	50.2	100	60-140	
Bromomethane	ug/L	50	41.8	84	60-140	
Carbon tetrachloride	ug/L	50	48.3	97	60-140	
Chlorobenzene	ug/L	50	53.5	107	60-140	
Chloroethane	ug/L	50	42.0	84	60-140	
Chloroform	ug/L	50	52.4	105	60-140	
Chloromethane	ug/L	50	40.7	81	60-140	
cis-1,2-Dichloroethene	ug/L	50	53.8	108	60-140	
cis-1,3-Dichloropropene	ug/L	50	52.5	105	60-140	
Dibromochloromethane	ug/L	50	47.9	96	60-140	
Dibromomethane	ug/L	50	55.8	112	60-140	
Dichlorodifluoromethane	ug/L	50	43.2	86	60-140	
Diisopropyl ether	ug/L	50	49.1	98	60-140	
Ethylbenzene	ug/L	50	52.9	106	60-140	
Hexachloro-1,3-butadiene	ug/L	50	53.8	108	60-140	
Isopropylbenzene (Cumene)	ug/L	50	51.6	103	60-140	
m&p-Xylene	ug/L	100	108	108	60-140	
Methyl-tert-butyl ether	ug/L	50	48.8	98	60-140	
Methylene Chloride	ug/L	50	49.3	99	60-140	
n-Butylbenzene	ug/L	50	50.4	101	60-140	
n-Propylbenzene	ug/L	50	51.1	102	60-140	
Naphthalene	ug/L	50	48.6	97	60-140	
o-Xylene	ug/L	50	52.0	104	60-140	
sec-Butylbenzene	ug/L	50	49.2	98	60-140	
Styrene	ug/L	50	54.0	108	60-140	
tert-Butylbenzene	ug/L	50	38.8	78	60-140	
Tetrachloroethene	ug/L	50	52.4	105	60-140	
Toluene	ug/L	50	53.8	108	60-140	
trans-1,2-Dichloroethene	ug/L	50	54.1	108	60-140	
trans-1,3-Dichloropropene	ug/L	50	52.1	104	60-140	
Trichloroethene	ug/L	50	48.8	98	60-140	
Trichlorofluoromethane	ug/L	50	52.5	105	60-140	
Vinyl chloride	ug/L	50	45.8	92	60-140	
1,2-Dichloroethane-d4 (S)	%			94	70-130	
4-Bromofluorobenzene (S)	%			101	70-130	
Toluene-d8 (S)	%			103	70-130	

Results presented on this page are in the units indicated by the "Units" column except where an alternate unit is presented to the right of the result.

REPORT OF LABORATORY ANALYSIS

This report shall not be reproduced, except in full,
without the written consent of Pace Analytical Services, LLC.

Pace Analytical Services, LLC
9800 Kincey Ave. Suite 100
Huntersville, NC 28078
(704)875-9092

QUALITY CONTROL DATA

Project: 2020-L1-2448 (8/25)
Pace Project No.: 92492461

MATRIX SPIKE & MATRIX SPIKE DUPLICATE: 2982794 2982795

Parameter	Units	92492468001 Result	MS Spike Conc.	MSD Spike Conc.	MS Result	MSD Result	MS % Rec	MSD % Rec	% Rec Limits	RPD	Qual
1,1,1,2-Tetrachloroethane	ug/L	ND	20	20	21.4	20.7	107	103	60-140	4	
1,1,1-Trichloroethane	ug/L	ND	20	20	22.5	22.9	113	115	60-140	2	
1,1,2,2-Tetrachloroethane	ug/L	ND	20	20	20.9	20.9	105	104	60-140	0	
1,1,2-Trichloroethane	ug/L	ND	20	20	21.8	21.6	109	108	60-140	1	
1,1-Dichloroethane	ug/L	ND	20	20	24.0	23.2	120	116	60-140	3	
1,1-Dichloroethene	ug/L	ND	20	20	24.9	24.9	124	125	60-140	0	
1,1-Dichloropropene	ug/L	ND	20	20	24.0	24.1	120	120	60-140	0	
1,2,3-Trichlorobenzene	ug/L	ND	20	20	21.1	21.1	105	105	60-140	0	
1,2,3-Trichloropropane	ug/L	ND	20	20	24.2	23.7	121	119	60-140	2	
1,2,4-Trichlorobenzene	ug/L	ND	20	20	21.8	21.2	109	106	60-140	3	
1,2,4-Trimethylbenzene	ug/L	ND	20	20	21.7	21.4	108	107	60-140	1	
1,2-Dibromo-3-chloropropane	ug/L	ND	20	20	20.0	19.2	100	96	60-140	4	
1,2-Dibromoethane (EDB)	ug/L	ND	20	20	21.5	21.0	107	105	60-140	2	
1,2-Dichlorobenzene	ug/L	ND	20	20	21.9	21.4	109	107	60-140	2	
1,2-Dichloroethane	ug/L	ND	20	20	21.6	21.1	108	105	60-140	3	
1,2-Dichloropropane	ug/L	ND	20	20	23.4	22.0	117	110	60-140	6	
1,3,5-Trimethylbenzene	ug/L	ND	20	20	22.7	21.6	114	108	60-140	5	
1,3-Dichlorobenzene	ug/L	ND	20	20	22.0	21.1	110	105	60-140	4	
1,3-Dichloropropane	ug/L	ND	20	20	23.9	23.2	119	116	60-140	3	
1,4-Dichlorobenzene	ug/L	ND	20	20	22.4	21.3	112	107	60-140	5	
2,2-Dichloropropane	ug/L	ND	20	20	22.8	22.2	114	111	60-140	3	
2-Chlorotoluene	ug/L	ND	20	20	23.3	23.2	116	116	60-140	1	
4-Chlorotoluene	ug/L	ND	20	20	22.7	22.6	114	113	60-140	1	
Benzene	ug/L	ND	20	20	23.9	24.0	120	120	60-140	0	
Bromobenzene	ug/L	ND	20	20	21.9	21.1	109	106	60-140	3	
Bromochloromethane	ug/L	ND	20	20	21.2	21.3	106	107	60-140	0	
Bromodichloromethane	ug/L	ND	20	20	20.7	20.3	103	101	60-140	2	
Bromoform	ug/L	ND	20	20	18.7	18.5	93	93	60-140	1	
Bromomethane	ug/L	ND	20	20	23.7	21.9	119	109	60-140	8	
Carbon tetrachloride	ug/L	ND	20	20	21.9	21.7	109	108	60-140	1	
Chlorobenzene	ug/L	ND	20	20	22.7	21.9	113	110	60-140	3	
Chloroethane	ug/L	ND	20	20	25.1	24.3	125	122	60-140	3	
Chloroform	ug/L	1.5	20	20	24.3	24.4	114	114	60-140	0	
Chloromethane	ug/L	ND	20	20	17.3	17.1	87	85	60-140	1	
cis-1,2-Dichloroethene	ug/L	ND	20	20	23.1	23.2	116	116	60-140	0	
cis-1,3-Dichloropropene	ug/L	ND	20	20	22.5	22.2	113	111	60-140	1	
Dibromochloromethane	ug/L	ND	20	20	19.8	19.1	99	96	60-140	4	
Dibromomethane	ug/L	ND	20	20	22.4	22.3	112	112	60-140	0	
Dichlorodifluoromethane	ug/L	ND	20	20	18.1	16.9	91	84	60-140	7	
Diisopropyl ether	ug/L	ND	20	20	21.5	21.6	108	108	60-140	0	
Ethylbenzene	ug/L	ND	20	20	23.0	22.9	115	114	60-140	0	
Hexachloro-1,3-butadiene	ug/L	ND	20	20	23.1	24.0	115	120	60-140	4	
Isopropylbenzene (Cumene)	ug/L	ND	20	20	22.8	22.2	114	111	60-140	3	
m&p-Xylene	ug/L	ND	40	40	47.0	46.4	118	116	60-140	1	
Methyl-tert-butyl ether	ug/L	ND	20	20	22.7	22.1	113	110	60-140	3	
Methylene Chloride	ug/L	ND	20	20	20.6	20.8	103	104	60-140	1	

Results presented on this page are in the units indicated by the "Units" column except where an alternate unit is presented to the right of the result.

REPORT OF LABORATORY ANALYSIS

This report shall not be reproduced, except in full,
without the written consent of Pace Analytical Services, LLC.

Pace Analytical Services, LLC
9800 Kincey Ave. Suite 100
Huntersville, NC 28078
(704)875-9092

QUALITY CONTROL DATA

Project: 2020-L1-2448 (8/25)
Pace Project No.: 92492461

MATRIX SPIKE & MATRIX SPIKE DUPLICATE: 2982794 2982795

Parameter	Units	92492468001 Result	MS Spike Conc.	MSD Spike Conc.	MS Result	MSD Result	MS % Rec	MSD % Rec	% Rec Limits	RPD	Qual
n-Butylbenzene	ug/L	ND	20	20	22.9	22.4	115	112	60-140	2	
n-Propylbenzene	ug/L	ND	20	20	23.4	23.1	117	115	60-140	1	
Naphthalene	ug/L	ND	20	20	20.1	20.0	100	100	60-140	0	
o-Xylene	ug/L	ND	20	20	22.5	22.0	113	110	60-140	2	
sec-Butylbenzene	ug/L	ND	20	20	22.8	22.4	114	112	60-140	2	
Styrene	ug/L	ND	20	20	22.3	21.9	111	109	60-140	2	
tert-Butylbenzene	ug/L	ND	20	20	17.4	17.1	87	85	60-140	2	
Tetrachloroethene	ug/L	ND	20	20	24.0	23.7	120	118	60-140	1	
Toluene	ug/L	ND	20	20	22.3	22.3	112	112	60-140	0	
trans-1,2-Dichloroethene	ug/L	ND	20	20	23.9	23.9	120	119	60-140	0	
trans-1,3-Dichloropropene	ug/L	ND	20	20	21.2	21.2	106	106	60-140	0	
Trichloroethene	ug/L	ND	20	20	21.7	22.1	108	110	60-140	2	
Trichlorofluoromethane	ug/L	ND	20	20	23.3	23.4	116	117	60-140	0	
Vinyl chloride	ug/L	ND	20	20	19.9	19.3	99	96	60-140	3	
1,2-Dichloroethane-d4 (S)	%						109	109	70-130		
4-Bromofluorobenzene (S)	%						95	96	70-130		
Toluene-d8 (S)	%						99	99	70-130		

Results presented on this page are in the units indicated by the "Units" column except where an alternate unit is presented to the right of the result.

REPORT OF LABORATORY ANALYSIS

This report shall not be reproduced, except in full,
without the written consent of Pace Analytical Services, LLC.

Pace Analytical Services, LLC
9800 Kincey Ave. Suite 100
Huntersville, NC 28078
(704)875-9092

QUALIFIERS

Project: 2020-L1-2448 (8/25)
Pace Project No.: 92492461

DEFINITIONS

DF - Dilution Factor, if reported, represents the factor applied to the reported data due to dilution of the sample aliquot.

ND - Not Detected at or above adjusted reporting limit.

TNTC - Too Numerous To Count

J - Estimated concentration above the adjusted method detection limit and below the adjusted reporting limit.

MDL - Adjusted Method Detection Limit.

PQL - Practical Quantitation Limit.

RL - Reporting Limit - The lowest concentration value that meets project requirements for quantitative data with known precision and bias for a specific analyte in a specific matrix.

S - Surrogate

1,2-Diphenylhydrazine decomposes to and cannot be separated from Azobenzene using Method 8270. The result for each analyte is a combined concentration.

Consistent with EPA guidelines, unrounded data are displayed and have been used to calculate % recovery and RPD values.

LCS(D) - Laboratory Control Sample (Duplicate)

MS(D) - Matrix Spike (Duplicate)

DUP - Sample Duplicate

RPD - Relative Percent Difference

NC - Not Calculable.

SG - Silica Gel - Clean-Up

U - Indicates the compound was analyzed for, but not detected.

Acid preservation may not be appropriate for 2 Chloroethylvinyl ether.

A separate vial preserved to a pH of 4-5 is recommended in SW846 Chapter 4 for the analysis of Acrolein and Acrylonitrile by EPA Method 8260.

N-Nitrosodiphenylamine decomposes and cannot be separated from Diphenylamine using Method 8270. The result reported for each analyte is a combined concentration.

Pace Analytical is TNI accredited. Contact your Pace PM for the current list of accredited analytes.

TNI - The NELAC Institute.

This report shall not be reproduced, except in full,
without the written consent of Pace Analytical Services, LLC.

Pace Analytical Services, LLC
9800 Kincey Ave. Suite 100
Huntersville, NC 28078
(704)875-9092

QUALITY CONTROL DATA CROSS REFERENCE TABLE

Project: 2020-L1-2448 (8/25)
Pace Project No.: 92492461

Lab ID	Sample ID	QC Batch Method	QC Batch	Analytical Method	Analytical Batch
92492461001	**13945_AC_Rd**	EPA 3010A	562641	EPA 6010D	562665
92492461001	**13945_AC_Rd**	SM 6200B	562431		

This report shall not be reproduced, except in full,
without the written consent of Pace Analytical Services, LLC.

WO# : 92492461

92492461

CHAIN-OF-CUSTODY Analytical Request Document

Pace Analytical

Chain-of-Custody is a LEGAL DOCUMENT - Complete all relevent fields

LAB USE ONLY- Affix Workorder/L
MTJ

ALL SHADED AR

Company: Apex Companies LLC	Billing Information:
Address:	
Report To: Andrew Street	Email To: AndrewStreet / Emily Little
Copy To:	Site Collection Info/Address: 13945 Asbury Chapel Rd
Customer Project Name/Number: 2020-LI-2448	State: NC County/City: Huntersville Time Zone Collected: [ ] PT [ ] MT [ ] CT [ ] ET
Phone: Email:	Site/Facility ID #: Compliance Monitoring? [ ] Yes [ ] No
Collected By (print): Margaret King	Purchase Order #: Quote #: DW PWS ID #: DW Location Code:
Collected By (signature): MK	Turnaround Date Required: ASAP Immediately Packed on Ice: [✓] Yes [ ] No
Sample Disposal: [ ] Dispose as appropriate [ ] Return [ ] Archive: _____ [ ] Hold: _____	Rush: [✓] Same Day [✓] Next Day [ ] 2 Day [ ] 3 Day [ ] 4 Day [ ] 5 Day (Expedite Charges Apply) Field Filtered (if applicable): [ ] Yes [ ] No Analysis: _____

Container Preservative Type **

Lab Project Manager:

** Preservative Types: (1) nitric acid, (2) sulfuric acid, (3) hydrochloric acid, (4) sodium hydroxide, (5) zinc acetate, (6) methanol, (7) sodium bisulfate, (8) sodium thiosulfate, (9) hexane, (A) ascorbic acid, (B) ammonium sulfate, (C) ammonium hydroxide, (D) TSP, (U) Unpreserved, (O) Other _____

Analyses

* Matrix Codes (Insert in Matrix box below): Drinking Water (DW), Ground Water (GW), Wastewater (WW), Product (P), Soil/Solid (SL), Oil (OL), Wipe (WP), Air (AR), Tissue (TS), Bioassay (B), Vapor (V), Other (OT)

Customer Sample ID	Matrix *	Comp / Grab	Collected (or Composite Start) Date	Collected (or Composite Start) Time	Composite End Date	Composite End Time	Res Cl	# of Ctns	SM 6200 B VOCs	Lead	MADEP VPH							Lab Sample # / Comments
13945 AC Rd	DW	G			8-25-20	1505		3	X	X	X							92492461 001

Lab Profile/Line:

Lab Sample Receipt Checklist:

Custody Seals Present/Intact	Y N NA
Custody Signatures Present	Y N NA
Collector Signature Present	Y N NA
Bottles Intact	Y N NA
Correct Bottles	Y N NA
Sufficient Volume	Y N NA
Samples Received on Ice	Y N NA
VOA - Headspace Acceptable	Y N NA
USDA Regulated Soils	Y N NA
Samples in Holding Time	Y N NA
Residual Chlorine Present	Y N NA
Cl Strips: _____	
Sample pH Acceptable	Y N NA
pH Strips: _____	
Sulfide Present	Y N NA
Lead Acetate Strips: _____	

LAB USE ONLY:

Customer Remarks / Special Conditions / Possible Hazards:

Type of Ice Used: Wet Blue Dry None

Packing Material Used:

Radchem sample(s) screened (<500 cpm): Y N NA

SHORT HOLDS PRESENT (<72 hours): Y N N/A

Lab Tracking #: 2538830

Samples received via: FEDEX UPS Client Courier Pace Courier

Lab Sample Temperature Info:

Temp Blank Received: Y N NA
Therm ID#: 92TD61
Cooler 1 Temp Upon Receipt: 2.5 oC
Cooler 1 Therm Corr. Factor: 0 oC
Cooler 1 Corrected Temp: 2.5 oC
Comments:

Relinquished by/Company: (Signature) Margaret King	Date/Time: 8/25/20 2100	Received by/Company: (Signature)	Date/Time: 8/25/20 2100	MTJL LAB USE ONLY
Relinquished by/Company: (Signature)	Date/Time:	Received by/Company: (Signature)	Date/Time:	Table #: Acctnum: Template: Prelogin: PM: PB:
Relinquished by/Company: (Signature)	Date/Time:	Received by/Company: (Signature)	Date/Time:	

Trip Blank Received: Y N NA
HCL MeOH TSP Other

Non Conformance(s): YES / NO

Page: _____ of: _____

Report of Analysis

Pace Analytical Services, Inc.
9800 Kincey Avenue
Suite 100
Huntersville, NC 28078
Attention: Angela M. Baioni

Project Name: 2020-L1-2448 (8-25)

Project Number: 92492461

Lot Number:**VH26047**

Date Completed:09/07/2020
Revision Date: 09/07/2020

09/08/2020 8:11 AM
Approved and released by:
Project Manager II: **Cathy S. Dover**

The electronic signature above is the equivalent of a handwritten signature.
This report shall not be reproduced, except in its entirety, without the written approval of Pace Analytical Services, LLC.

Case Narrative
Pace Analytical Services, Inc.
Lot Number: VH26047

This Report of Analysis contains the analytical result(s) for the sample(s) listed on the Sample Summary following this Case Narrative. The sample receiving date is documented in the header information associated with each sample.

All results listed in this report relate only to the samples that are contained within this report.

Sample receipt, sample analysis, and data review have been performed in accordance with the most current approved NELAC standards, the Pace Analytical Services, LLC ("Pace") Quality Assurance Management Plan (QAMP), standard operating procedures (SOPs), and Pace policies. Any exceptions to the NELAC standards, the QAMP, SOPs or policies are qualified on the results page or discussed below.

This PDF report has been revised to update the sample ID per client. All other sample results are as reported in the original PDF report. This report supersedes and replaces any prior reports issued under this lot number.

If you have any questions regarding this report please contact the Pace Project Manager listed on the cover page.

Sample Summary

Pace Analytical Services, Inc.

Lot Number: VH26047

Project Name: 2020-L1-2448 (8-25)

Project Number: 92492461

Sample Number	Sample ID	Matrix	Date Sampled	Date Received
001	13945 AC Rd	Aqueous	08/25/2020 1505	08/26/2020

(1 sample)

Detection Summary

Pace Analytical Services, Inc.

Lot Number: VH26047

Project Name: 2020-L1-2448 (8-25)

Project Number: 92492461

Sample	Sample ID	Matrix	Parameter	Method	Result	Q	Units	Page

(0 detections)

MADEP VPH (aliphatics)

Client: Pace Analytical Services, Inc.
Laboratory ID: VH26047-001
Description: 13945 AC Rd
Matrix: Aqueous
Date Sampled: 08/25/2020 1505
Project Name: 2020-L1-2448 (8-25)
Date Received: 08/26/2020
Project Number: 92492461

Run	Prep Method	Analytical Method	Dilution	Analysis Date	Analyst	Prep Date	Batch
1	VPH	MADEP-VPH-18-2.1	1	08/26/2020 1932	ECB		64818

Parameter	CAS Number	Analytical Method	Result	Q	LOQ	Units	Run
C5 - C8 Aliphatics		MADEP-VPH-18-	ND		75	ug/L	1
C9 - C12 Aliphatics		MADEP-VPH-18-	ND		75	ug/L	1

Surrogate	Q	Run 1 % Recovery	Acceptance Limits
2,5-Dibromotoluene (FID)		99	70-130

LOQ = Limit of Quantitation
ND = Not detected at or above the LOQ
H = Out of holding time
B = Detected in the method blank
N = Recovery is out of criteria
W = Reported on wet weight basis
E = Quantitation of compound exceeded the calibration range
P = The RPD between two GC columns exceeds 40%

Pace Analytical Services, LLC *(formerly Shealy Environmental Services, Inc.)*
106 Vantage Point Drive West Columbia, SC 29172 (803) 791-9700 Fax (803) 791-9111 www.pacelabs.com

MADEP VPH (aromatics)

Client: Pace Analytical Services, Inc. | Laboratory ID: VH26047-001
Description: 13945 AC Rd | Matrix: Aqueous
Date Sampled: 08/25/2020 1505 | Project Name: 2020-L1-2448 (8-25)
Date Received: 08/26/2020 | Project Number: 92492461

Run	Prep Method	Analytical Method	Dilution	Analysis Date	Analyst	Prep Date	Batch
1	VPH	MADEP-VPH-18-2.1	1	08/26/2020 1932	ECB		64819

Parameter	CAS Number	Analytical Method	Result	Q	LOQ	Units	Run
C9 - C10 Aromatics		MADEP-VPH-18-	ND		25	ug/L	1

Surrogate	Q	Run 1 % Recovery	Acceptance Limits
2,5-Dibromotoluene (PID)		99	70-130

LOQ = Limit of Quantitation
ND = Not detected at or above the LOQ
H = Out of holding time
B = Detected in the method blank
N = Recovery is out of criteria
W = Reported on wet weight basis
E = Quantitation of compound exceeded the calibration range
P = The RPD between two GC columns exceeds 40%

Pace Analytical Services, LLC *(formerly Shealy Environmental Services, Inc.)*
106 Vantage Point Drive West Columbia, SC 29172 (803) 791-9700 Fax (803) 791-9111 www.pacelabs.com

QC Summary

MADEP VPH (aliphatics) - MB

Sample ID: VQ64818-001
Batch: 64818
Analytical Method: MADEP-VPH-18-2.1

Matrix: Aqueous
Prep Method: VPH

Parameter	Result	Q	Dil	LOQ	Units	Analysis Date
C5 - C8 Aliphatics	ND		1	75	ug/L	08/26/2020 1121
C9 - C12 Aliphatics	ND		1	75	ug/L	08/26/2020 1121

Surrogate	Q	% Rec	Acceptance Limit
2,5-Dibromotoluene (FID)		99	70-130

LOQ = Limit of Quantitation

ND = Not detected at or above the LOQ

N = Recovery is out of criteria

P = The RPD between two GC columns exceeds 40%

+ = RPD is out of criteria

Note: Calculations are performed before rounding to avoid round-off errors in calculated results

MADEP VPH (aliphatics) - LCS

Sample ID: VQ64818-002
Batch: 64818
Analytical Method: MADEP-VPH-18-2.1

Matrix: Aqueous
Prep Method: VPH

Parameter	Spike Amount (ug/L)	Result (ug/L)	Q	Dil	% Rec	% Rec Limit	Analysis Date
C5 - C8 Aliphatics	150	140		1	90	70-130	08/26/2020 1024
C9 - C12 Aliphatics	180	150		1	86	70-130	08/26/2020 1024

Surrogate	Q	% Rec	Acceptance Limit
2,5-Dibromotoluene (FID)		89	70-130

LOQ = Limit of Quantitation

ND = Not detected at or above the LOQ

N = Recovery is out of criteria

P = The RPD between two GC columns exceeds 40%

+ = RPD is out of criteria

Note: Calculations are performed before rounding to avoid round-off errors in calculated results

MADEP VPH (aliphatics) - LCSD

Sample ID: VQ64818-003
Batch: 64818
Analytical Method: MADEP-VPH-18-2.1

Matrix: Aqueous
Prep Method: VPH

Parameter	Spike Amount (ug/L)	Result (ug/L)	Q	Dil	% Rec	% RPD	% Rec Limit	% RPD Limit	Analysis Date
C5 - C8 Aliphatics	150	140		1	91	1.5	70-130	25	08/26/2020 1053
C9 - C12 Aliphatics	180	150		1	88	3.1	70-130	25	08/26/2020 1053

Surrogate	Q	% Rec	Acceptance Limit
2,5-Dibromotoluene (FID)		88	70-130

LOQ = Limit of Quantitation

ND = Not detected at or above the LOQ

N = Recovery is out of criteria

P = The RPD between two GC columns exceeds 40%

+ = RPD is out of criteria

Note: Calculations are performed before rounding to avoid round-off errors in calculated results

MADEP VPH (aromatics) - MB

Sample ID: VQ64819-001
Batch: 64819
Analytical Method: MADEP-VPH-18-2.1

Matrix: Aqueous
Prep Method: VPH

Parameter	Result	Q	Dil	LOQ	Units	Analysis Date
C9 - C10 Aromatics	ND		1	25	ug/L	08/26/2020 1121

Surrogate	Q	% Rec	Acceptance Limit
2,5-Dibromotoluene (PID)		103	70-130

LOQ = Limit of Quantitation

ND = Not detected at or above the LOQ

N = Recovery is out of criteria

P = The RPD between two GC columns exceeds 40%

+ = RPD is out of criteria

Note: Calculations are performed before rounding to avoid round-off errors in calculated results

MADEP VPH (aromatics) - LCS

Sample ID: VQ64819-002
Batch: 64819
Analytical Method: MADEP-VPH-18-2.1

Matrix: Aqueous
Prep Method: VPH

Parameter	Spike Amount (ug/L)	Result (ug/L)	Q	Dil	% Rec	% Rec Limit	Analysis Date
C9 - C10 Aromatics	25	23		1	92	70-130	08/26/2020 1024

Surrogate	Q	% Rec	Acceptance Limit
2,5-Dibromotoluene (PID)		90	70-130

LOQ = Limit of Quantitation

ND = Not detected at or above the LOQ

N = Recovery is out of criteria

P = The RPD between two GC columns exceeds 40%

+ = RPD is out of criteria

Note: Calculations are performed before rounding to avoid round-off errors in calculated results

MADEP VPH (aromatics) - LCSD

Sample ID: VQ64819-003
Batch: 64819
Analytical Method: MADEP-VPH-18-2.1

Matrix: Aqueous
Prep Method: VPH

Parameter	Spike Amount (ug/L)	Result (ug/L)	Q	Dil	% Rec	% RPD	% Rec Limit	% RPD Limit	Analysis Date
C9 - C10 Aromatics	25	23		1	93	1.3	70-130	25	08/26/2020 1053

Surrogate	Q	% Rec	Acceptance Limit
2,5-Dibromotoluene (PID)		91	70-130

LOQ = Limit of Quantitation

ND = Not detected at or above the LOQ

N = Recovery is out of criteria

P = The RPD between two GC columns exceeds 40%

+ = RPD is out of criteria

Note: Calculations are performed before rounding to avoid round-off errors in calculated results

Chain of Custody

and

Miscellaneous Documents

Internal Transfer Chain of Custody

Pace Analytical
www.pacelabs.com

☐ Samples Pre-Logged into eCOC.

State Of Origin: NC
Cert. Needed: ☑ Yes ☐ No
Owner Received Date: 8/25/2020 Results Requested By: 8/26/2020

Workorder: 92492461 **Workorder Name:** 2020-L1-2448 (8/25)

Report To	Subcontract To
Angela Baioni Pace Analytical Charlotte 9800 Kincey Ave. Suite 100 Huntersville, NC 28078 Phone (704)875-9092	Pace Analytical West Columbia 106 Vantage Point Drive West Columbia, SC 29172 Phone (803)791-9700

VH26047

Item	Sample ID	Sample Type	Collect Date/Time	Lab ID	Matrix	Preserved Containers: HCL	Requested Analysis: VPH	LAB USE ONLY
1	13545 AC Rd	PS	8/25/2020 15:05	92492461001	Water	3	X	
2								
3								
4								
5								

Transfers	Released By	Date/Time	Received By	Date/Time
1	DACF 8-26-2020	9:34	JCM-Pace	8/26/20 0934
2	JCM-Pace 8/26/20	1203		
3				8/26/2020 1203

Comments

Cooler Temperature on Receipt 3.1 °C | Custody Seal Y or N | Received on Ice Y or N | Samples Intact Y or N

****In order to maintain client confidentiality, location/name of the sampling site, sampler's name and signature may not be provided on this COC document. This chain of custody is considered complete as is since this information is available in the owner laboratory.*

Pace Analytical Services, LLC (formerly Shealy Environmental Services, Inc.)
106 Vantage Point Drive West Columbia, SC 29172 (803) 791-9700 Fax (803) 791-9111 www.pacelabs.com

Shealy Environmental Services, Inc.
Document Number: MEX018C-14

Page 1 of 1
Effective Date: 8/2/2018

Sample Receipt Checklist (SRC)

Client: PACE Cooler Inspected by/date: JSH / 08/26/2020 Lot #: VH26047

Means of receipt: ☐ SESI ☐ Client ☐ UPS ☐ FedEx ☑ Other: PACE

☐ Yes	☑ No		1. Were custody seals present on the cooler?
☐ Yes	☐ No	☑ NA	2. If custody seals were present, were they intact and unbroken?

pH Strip ID: NA Chlorine Strip ID: NA Tested by: NA

Original temperature upon receipt / Derived (Corrected) temperature upon receipt %Solid Snap-Cup ID: NA

3.1 /3.1 °C NA /NA °C NA /NA °C NA /NA °C

Method: ☐ Temperature Blank ☑ Against Bottles IR Gun ID: 5 IR Gun Correction Factor: 0 °C

Method of coolant: ☑ Wet Ice ☐ Ice Packs ☐ Dry Ice ☐ None

☐ Yes	☐ No	☑ NA	3. If temperature of any cooler exceeded 6.0°C, was Project Manager Notified? PM was Notified by: phone / email / face-to-face (circle one).
☐ Yes	☐ No	☑ NA	4. Is the commercial courier's packing slip attached to this form?
☑ Yes	☐ No		5. Were proper custody procedures (relinquished/received) followed?
☑ Yes	☐ No		6. Were sample IDs listed on the COC?
☑ Yes	☐ No		7. Were sample IDs listed on all sample containers?
☑ Yes	☐ No		8. Was collection date & time listed on the COC?
☑ Yes	☐ No		9. Was collection date & time listed on all sample containers?
☑ Yes	☐ No		10. Did all container label information (ID, date, time) agree with the COC?
☑ Yes	☐ No		11. Were tests to be performed listed on the COC?
☑ Yes	☐ No		12. Did all samples arrive in the proper containers for each test and/or in good condition (unbroken, lids on, etc.)?
☑ Yes	☐ No		13. Was adequate sample volume available?
☑ Yes	☐ No		14. Were all samples received within ½ the holding time or 48 hours, whichever comes first?
☐ Yes	☑ No		15. Were any samples containers missing/excess (circle one) samples Not listed on COC?
☐ Yes	☑ No	☐ NA	16. For VOA and RSK-175 samples, were bubbles present >"pea-size" (¼"or 6mm in diameter) in any of the VOA vials?
☐ Yes	☐ No	☑ NA	17. Were all DRO/metals/nutrient samples received at a pH of < 2?
☐ Yes	☐ No	☑ NA	18. Were all cyanide samples received at a pH > 12 and sulfide samples received at a pH > 9?
☐ Yes	☐ No	☑ NA	19. Were all applicable NH_3/TKN/cyanide/phenol/625 (< 0.5mg/L) samples free of residual chlorine?
☐ Yes	☐ No	☑ NA	20. Were client remarks/requests (i.e. requested dilutions, MS/MSD designations, etc…) correctly transcribed from the COC into the comment section in LIMS?
☐ Yes	☑ No		21. Was the quote number listed on the container label? If yes, Quote # NA

Sample Preservation (Must be completed for any sample(s) incorrectly preserved or with headspace.)

Sample(s) NA were received incorrectly preserved and were adjusted accordingly in sample receiving with NA mL of circle one: H2SO4, HNO3, HCl, NaOH using SR # NA.
Time of preservation NA. If more than one preservative is needed, please note in the comments below.

Sample(s) NA were received with bubbles >6 mm in diameter.

Samples(s) NA were received with TRC > 0.5 mg/L (If #19 is *no*) and were adjusted accordingly in sample receiving with sodium thiosulfate ($Na_2S_2O_3$) with Shealy ID: NA.

SR barcode labels applied by: JSH Date: 08/26/2020

Comments:

Pace Analytical Services, LLC
9800 Kincey Ave. Suite 100
Huntersville, NC 28078
(704)875-9092

August 27, 2020

Andrew Street
Apex Companies - NC
5900 Northwoods Business Pkwy
Suite 5900-0
Charlotte, NC 28269

RE: Project: 2020-L1-2448 (8/25)
Pace Project No.: 92492462

Dear Andrew Street:

Enclosed are the analytical results for sample(s) received by the laboratory on August 25, 2020. The results relate only to the samples included in this report. Results reported herein conform to the applicable TNI/NELAC Standards and the laboratory's Quality Manual, where applicable, unless otherwise noted in the body of the report.

The test results provided in this final report were generated by each of the following laboratories within the Pace Network:

- Pace Analytical Services - Asheville
- Pace Analytical Services - Charlotte

If you have any questions concerning this report, please feel free to contact me.

Sincerely,

Angela M. Baioni

Angela Baioni
angela.baioni@pacelabs.com
(704)875-9092
Project Manager

Enclosures

cc: Stanley Carpenter, Colonial Pipeline
J Culbreath, Colonial Pipeline Company
Robert Hughes, Colonial Pipeline
Margaret King, APEX Companies, LLC
Emily Little, Apex Companies
Jeff Morrison, Colonial Pipeline Company
Tom Naumann, APEX Companies - NC
Joe Nicolette, Montrose-EPS
Christopher Schultz, Apex Companies
Robert A. Shenk, Colonial Pipeline Company
J Tate, Colonial Pipeline Company
Alex Testoff, Montrose-EPS
JM Wyatt, Colonial Pipeline Company

REPORT OF LABORATORY ANALYSIS

This report shall not be reproduced, except in full,
without the written consent of Pace Analytical Services, LLC.

Pace Analytical Services, LLC
9800 Kincey Ave. Suite 100
Huntersville, NC 28078
(704)875-9092

CERTIFICATIONS

Project: 2020-L1-2448 (8/25)
Pace Project No.: 92492462

Pace Analytical Services Charlotte
9800 Kincey Ave. Ste 100, Huntersville, NC 28078
Louisiana/NELAP Certification # LA170028
North Carolina Drinking Water Certification #: 37706
North Carolina Field Services Certification #: 5342
North Carolina Wastewater Certification #: 12
South Carolina Certification #: 99006001
Florida/NELAP Certification #: E87627
Kentucky UST Certification #: 84
Virginia/VELAP Certification #: 460221

Pace Analytical Services Asheville
2225 Riverside Drive, Asheville, NC 28804
Florida/NELAP Certification #: E87648
Massachusetts Certification #: M-NC030
North Carolina Drinking Water Certification #: 37712
North Carolina Wastewater Certification #: 40
South Carolina Certification #: 99030001
Virginia/VELAP Certification #: 460222

This report shall not be reproduced, except in full,
without the written consent of Pace Analytical Services, LLC.

Pace Analytical Services, LLC
9800 Kincey Ave. Suite 100
Huntersville, NC 28078
(704)875-9092

SAMPLE ANALYTE COUNT

Project: 2020-L1-2448 (8/25)
Pace Project No.: 92492462

Lab ID	Sample ID	Method	Analysts	Analytes Reported	Laboratory
92492462001	**13920_Sims_Rd**	EPA 6010D	DS	1	PASI-A
		SM 6200B	SAS	63	PASI-C

PASI-A = Pace Analytical Services - Asheville
PASI-C = Pace Analytical Services - Charlotte

This report shall not be reproduced, except in full,
without the written consent of Pace Analytical Services, LLC.

Pace Analytical Services, LLC
9800 Kincey Ave. Suite 100
Huntersville, NC 28078
(704)875-9092

ANALYTICAL RESULTS

Project: 2020-L1-2448 (8/25)
Pace Project No.: 92492462

Sample: 13920_Sims_Rd **Lab ID: 92492462001** Collected: 08/25/20 11:28 Received: 08/25/20 21:00 Matrix: Water

Parameters	Results	Units	Report Limit	DF	Prepared	Analyzed	CAS No.	Qual
6010 MET ICP	Analytical Method: EPA 6010D Preparation Method: EPA 3010A Pace Analytical Services - Asheville							
Lead	ND	ug/L	5.0	1	08/27/20 01:37	08/27/20 13:02	7439-92-1	
6200B MSV	Analytical Method: SM 6200B Pace Analytical Services - Charlotte							
Benzene	ND	ug/L	0.50	1		08/26/20 11:37	71-43-2	
Bromobenzene	ND	ug/L	0.50	1		08/26/20 11:37	108-86-1	
Bromochloromethane	ND	ug/L	0.50	1		08/26/20 11:37	74-97-5	
Bromodichloromethane	ND	ug/L	0.50	1		08/26/20 11:37	75-27-4	
Bromoform	ND	ug/L	0.50	1		08/26/20 11:37	75-25-2	
Bromomethane	ND	ug/L	5.0	1		08/26/20 11:37	74-83-9	
n-Butylbenzene	ND	ug/L	0.50	1		08/26/20 11:37	104-51-8	
sec-Butylbenzene	ND	ug/L	0.50	1		08/26/20 11:37	135-98-8	
tert-Butylbenzene	ND	ug/L	0.50	1		08/26/20 11:37	98-06-6	
Carbon tetrachloride	ND	ug/L	0.50	1		08/26/20 11:37	56-23-5	
Chlorobenzene	ND	ug/L	0.50	1		08/26/20 11:37	108-90-7	
Chloroethane	ND	ug/L	1.0	1		08/26/20 11:37	75-00-3	
Chloroform	ND	ug/L	0.50	1		08/26/20 11:37	67-66-3	
Chloromethane	ND	ug/L	1.0	1		08/26/20 11:37	74-87-3	
2-Chlorotoluene	ND	ug/L	0.50	1		08/26/20 11:37	95-49-8	
4-Chlorotoluene	ND	ug/L	0.50	1		08/26/20 11:37	106-43-4	
1,2-Dibromo-3-chloropropane	ND	ug/L	1.0	1		08/26/20 11:37	96-12-8	
Dibromochloromethane	ND	ug/L	0.50	1		08/26/20 11:37	124-48-1	
1,2-Dibromoethane (EDB)	ND	ug/L	0.50	1		08/26/20 11:37	106-93-4	
Dibromomethane	ND	ug/L	0.50	1		08/26/20 11:37	74-95-3	
1,2-Dichlorobenzene	ND	ug/L	0.50	1		08/26/20 11:37	95-50-1	
1,3-Dichlorobenzene	ND	ug/L	0.50	1		08/26/20 11:37	541-73-1	
1,4-Dichlorobenzene	ND	ug/L	0.50	1		08/26/20 11:37	106-46-7	
Dichlorodifluoromethane	ND	ug/L	0.50	1		08/26/20 11:37	75-71-8	
1,1-Dichloroethane	ND	ug/L	0.50	1		08/26/20 11:37	75-34-3	
1,2-Dichloroethane	ND	ug/L	0.50	1		08/26/20 11:37	107-06-2	
1,1-Dichloroethene	ND	ug/L	0.50	1		08/26/20 11:37	75-35-4	
cis-1,2-Dichloroethene	ND	ug/L	0.50	1		08/26/20 11:37	156-59-2	
trans-1,2-Dichloroethene	ND	ug/L	0.50	1		08/26/20 11:37	156-60-5	
1,2-Dichloropropane	ND	ug/L	0.50	1		08/26/20 11:37	78-87-5	
1,3-Dichloropropane	ND	ug/L	0.50	1		08/26/20 11:37	142-28-9	
2,2-Dichloropropane	ND	ug/L	0.50	1		08/26/20 11:37	594-20-7	
1,1-Dichloropropene	ND	ug/L	0.50	1		08/26/20 11:37	563-58-6	
cis-1,3-Dichloropropene	ND	ug/L	0.50	1		08/26/20 11:37	10061-01-5	
trans-1,3-Dichloropropene	ND	ug/L	0.50	1		08/26/20 11:37	10061-02-6	
Diisopropyl ether	ND	ug/L	0.50	1		08/26/20 11:37	108-20-3	
Ethylbenzene	ND	ug/L	0.50	1		08/26/20 11:37	100-41-4	
Hexachloro-1,3-butadiene	ND	ug/L	2.0	1		08/26/20 11:37	87-68-3	
Isopropylbenzene (Cumene)	ND	ug/L	0.50	1		08/26/20 11:37	98-82-8	
Methylene Chloride	ND	ug/L	2.0	1		08/26/20 11:37	75-09-2	
Methyl-tert-butyl ether	ND	ug/L	0.50	1		08/26/20 11:37	1634-04-4	
Naphthalene	ND	ug/L	2.0	1		08/26/20 11:37	91-20-3	

REPORT OF LABORATORY ANALYSIS

This report shall not be reproduced, except in full,
without the written consent of Pace Analytical Services, LLC.

Pace Analytical Services, LLC
9800 Kincey Ave. Suite 100
Huntersville, NC 28078
(704)875-9092

ANALYTICAL RESULTS

Project: 2020-L1-2448 (8/25)
Pace Project No.: 92492462

Sample: 13920_Sims_Rd **Lab ID: 92492462001** Collected: 08/25/20 11:28 Received: 08/25/20 21:00 Matrix: Water

Parameters	Results	Units	Report Limit	DF	Prepared	Analyzed	CAS No.	Qual
6200B MSV	Analytical Method: SM 6200B Pace Analytical Services - Charlotte							
n-Propylbenzene	ND	ug/L	0.50	1		08/26/20 11:37	103-65-1	
Styrene	ND	ug/L	0.50	1		08/26/20 11:37	100-42-5	
1,1,1,2-Tetrachloroethane	ND	ug/L	0.50	1		08/26/20 11:37	630-20-6	
1,1,2,2-Tetrachloroethane	ND	ug/L	0.50	1		08/26/20 11:37	79-34-5	
Tetrachloroethene	ND	ug/L	0.50	1		08/26/20 11:37	127-18-4	
Toluene	ND	ug/L	0.50	1		08/26/20 11:37	108-88-3	
1,2,3-Trichlorobenzene	ND	ug/L	2.0	1		08/26/20 11:37	87-61-6	
1,2,4-Trichlorobenzene	ND	ug/L	2.0	1		08/26/20 11:37	120-82-1	
1,1,1-Trichloroethane	ND	ug/L	0.50	1		08/26/20 11:37	71-55-6	
1,1,2-Trichloroethane	ND	ug/L	0.50	1		08/26/20 11:37	79-00-5	
Trichloroethene	ND	ug/L	0.50	1		08/26/20 11:37	79-01-6	
Trichlorofluoromethane	ND	ug/L	1.0	1		08/26/20 11:37	75-69-4	
1,2,3-Trichloropropane	ND	ug/L	0.50	1		08/26/20 11:37	96-18-4	
1,2,4-Trimethylbenzene	ND	ug/L	0.50	1		08/26/20 11:37	95-63-6	
1,3,5-Trimethylbenzene	ND	ug/L	0.50	1		08/26/20 11:37	108-67-8	
Vinyl chloride	ND	ug/L	1.0	1		08/26/20 11:37	75-01-4	
m&p-Xylene	ND	ug/L	1.0	1		08/26/20 11:37	179601-23-1	
o-Xylene	ND	ug/L	0.50	1		08/26/20 11:37	95-47-6	
Surrogates								
1,2-Dichloroethane-d4 (S)	113	%	70-130	1		08/26/20 11:37	17060-07-0	
4-Bromofluorobenzene (S)	96	%	70-130	1		08/26/20 11:37	460-00-4	
Toluene-d8 (S)	99	%	70-130	1		08/26/20 11:37	2037-26-5	

REPORT OF LABORATORY ANALYSIS

This report shall not be reproduced, except in full,
without the written consent of Pace Analytical Services, LLC.

Pace Analytical Services, LLC
9800 Kincey Ave. Suite 100
Huntersville, NC 28078
(704)875-9092

QUALITY CONTROL DATA

Project: 2020-L1-2448 (8/25)
Pace Project No.: 92492462

QC Batch: 562641
QC Batch Method: EPA 3010A
Analysis Method: EPA 6010D
Analysis Description: 6010 MET
Laboratory: Pace Analytical Services - Asheville
Associated Lab Samples: 92492462001

METHOD BLANK: 2984018 Matrix: Water
Associated Lab Samples: 92492462001

Parameter	Units	Blank Result	Reporting Limit	Analyzed	Qualifiers
Lead	ug/L	ND	5.0	08/27/20 09:00	

LABORATORY CONTROL SAMPLE: 2984019

Parameter	Units	Spike Conc.	LCS Result	LCS % Rec	% Rec Limits	Qualifiers
Lead	ug/L	500	508	102	80-120	

MATRIX SPIKE & MATRIX SPIKE DUPLICATE: 2984020 2984021

Parameter	Units	92492460001 Result	MS Spike Conc.	MSD Spike Conc.	MS Result	MSD Result	MS % Rec	MSD % Rec	% Rec Limits	RPD	Qual
Lead	ug/L	ND	500	500	487	490	97	98	75-125	1	

Results presented on this page are in the units indicated by the "Units" column except where an alternate unit is presented to the right of the result.

REPORT OF LABORATORY ANALYSIS

This report shall not be reproduced, except in full,
without the written consent of Pace Analytical Services, LLC.

Pace Analytical Services, LLC
9800 Kincey Ave. Suite 100
Huntersville, NC 28078
(704)875-9092

QUALITY CONTROL DATA

Project: 2020-L1-2448 (8/25)
Pace Project No.: 92492462

QC Batch: 562431
QC Batch Method: SM 6200B
Analysis Method: SM 6200B
Analysis Description: 6200B MSV
Laboratory: Pace Analytical Services - Charlotte

Associated Lab Samples: 92492462001

METHOD BLANK: 2982792 Matrix: Water
Associated Lab Samples: 92492462001

Parameter	Units	Blank Result	Reporting Limit	Analyzed	Qualifiers
1,1,1,2-Tetrachloroethane	ug/L	ND	0.50	08/26/20 02:53	
1,1,1-Trichloroethane	ug/L	ND	0.50	08/26/20 02:53	
1,1,2,2-Tetrachloroethane	ug/L	ND	0.50	08/26/20 02:53	
1,1,2-Trichloroethane	ug/L	ND	0.50	08/26/20 02:53	
1,1-Dichloroethane	ug/L	ND	0.50	08/26/20 02:53	
1,1-Dichloroethene	ug/L	ND	0.50	08/26/20 02:53	
1,1-Dichloropropene	ug/L	ND	0.50	08/26/20 02:53	
1,2,3-Trichlorobenzene	ug/L	ND	2.0	08/26/20 02:53	
1,2,3-Trichloropropane	ug/L	ND	0.50	08/26/20 02:53	
1,2,4-Trichlorobenzene	ug/L	ND	2.0	08/26/20 02:53	
1,2,4-Trimethylbenzene	ug/L	ND	0.50	08/26/20 02:53	
1,2-Dibromo-3-chloropropane	ug/L	ND	1.0	08/26/20 02:53	
1,2-Dibromoethane (EDB)	ug/L	ND	0.50	08/26/20 02:53	
1,2-Dichlorobenzene	ug/L	ND	0.50	08/26/20 02:53	
1,2-Dichloroethane	ug/L	ND	0.50	08/26/20 02:53	
1,2-Dichloropropane	ug/L	ND	0.50	08/26/20 02:53	
1,3,5-Trimethylbenzene	ug/L	ND	0.50	08/26/20 02:53	
1,3-Dichlorobenzene	ug/L	ND	0.50	08/26/20 02:53	
1,3-Dichloropropane	ug/L	ND	0.50	08/26/20 02:53	
1,4-Dichlorobenzene	ug/L	ND	0.50	08/26/20 02:53	
2,2-Dichloropropane	ug/L	ND	0.50	08/26/20 02:53	
2-Chlorotoluene	ug/L	ND	0.50	08/26/20 02:53	
4-Chlorotoluene	ug/L	ND	0.50	08/26/20 02:53	
Benzene	ug/L	ND	0.50	08/26/20 02:53	
Bromobenzene	ug/L	ND	0.50	08/26/20 02:53	
Bromochloromethane	ug/L	ND	0.50	08/26/20 02:53	
Bromodichloromethane	ug/L	ND	0.50	08/26/20 02:53	
Bromoform	ug/L	ND	0.50	08/26/20 02:53	
Bromomethane	ug/L	ND	5.0	08/26/20 02:53	
Carbon tetrachloride	ug/L	ND	0.50	08/26/20 02:53	
Chlorobenzene	ug/L	ND	0.50	08/26/20 02:53	
Chloroethane	ug/L	ND	1.0	08/26/20 02:53	
Chloroform	ug/L	ND	0.50	08/26/20 02:53	
Chloromethane	ug/L	ND	1.0	08/26/20 02:53	
cis-1,2-Dichloroethene	ug/L	ND	0.50	08/26/20 02:53	
cis-1,3-Dichloropropene	ug/L	ND	0.50	08/26/20 02:53	
Dibromochloromethane	ug/L	ND	0.50	08/26/20 02:53	
Dibromomethane	ug/L	ND	0.50	08/26/20 02:53	
Dichlorodifluoromethane	ug/L	ND	0.50	08/26/20 02:53	
Diisopropyl ether	ug/L	ND	0.50	08/26/20 02:53	

Results presented on this page are in the units indicated by the "Units" column except where an alternate unit is presented to the right of the result.

REPORT OF LABORATORY ANALYSIS

This report shall not be reproduced, except in full,
without the written consent of Pace Analytical Services, LLC.

Pace Analytical Services, LLC
9800 Kincey Ave. Suite 100
Huntersville, NC 28078
(704)875-9092

QUALITY CONTROL DATA

Project: 2020-L1-2448 (8/25)
Pace Project No.: 92492462

METHOD BLANK: 2982792 Matrix: Water
Associated Lab Samples: 92492462001

Parameter	Units	Blank Result	Reporting Limit	Analyzed	Qualifiers
Ethylbenzene	ug/L	ND	0.50	08/26/20 02:53	
Hexachloro-1,3-butadiene	ug/L	ND	2.0	08/26/20 02:53	
Isopropylbenzene (Cumene)	ug/L	ND	0.50	08/26/20 02:53	
m&p-Xylene	ug/L	ND	1.0	08/26/20 02:53	
Methyl-tert-butyl ether	ug/L	ND	0.50	08/26/20 02:53	
Methylene Chloride	ug/L	ND	2.0	08/26/20 02:53	
n-Butylbenzene	ug/L	ND	0.50	08/26/20 02:53	
n-Propylbenzene	ug/L	ND	0.50	08/26/20 02:53	
Naphthalene	ug/L	ND	2.0	08/26/20 02:53	
o-Xylene	ug/L	ND	0.50	08/26/20 02:53	
sec-Butylbenzene	ug/L	ND	0.50	08/26/20 02:53	
Styrene	ug/L	ND	0.50	08/26/20 02:53	
tert-Butylbenzene	ug/L	ND	0.50	08/26/20 02:53	
Tetrachloroethene	ug/L	ND	0.50	08/26/20 02:53	
Toluene	ug/L	ND	0.50	08/26/20 02:53	
trans-1,2-Dichloroethene	ug/L	ND	0.50	08/26/20 02:53	
trans-1,3-Dichloropropene	ug/L	ND	0.50	08/26/20 02:53	
Trichloroethene	ug/L	ND	0.50	08/26/20 02:53	
Trichlorofluoromethane	ug/L	ND	1.0	08/26/20 02:53	
Vinyl chloride	ug/L	ND	1.0	08/26/20 02:53	
1,2-Dichloroethane-d4 (S)	%	108	70-130	08/26/20 02:53	
4-Bromofluorobenzene (S)	%	96	70-130	08/26/20 02:53	
Toluene-d8 (S)	%	98	70-130	08/26/20 02:53	

LABORATORY CONTROL SAMPLE: 2982793

Parameter	Units	Spike Conc.	LCS Result	LCS % Rec	% Rec Limits	Qualifiers
1,1,1,2-Tetrachloroethane	ug/L	50	49.1	98	60-140	
1,1,1-Trichloroethane	ug/L	50	48.3	97	60-140	
1,1,2,2-Tetrachloroethane	ug/L	50	53.8	108	60-140	
1,1,2-Trichloroethane	ug/L	50	54.5	109	60-140	
1,1-Dichloroethane	ug/L	50	53.5	107	60-140	
1,1-Dichloroethene	ug/L	50	55.2	110	60-140	
1,1-Dichloropropene	ug/L	50	48.0	96	60-140	
1,2,3-Trichlorobenzene	ug/L	50	51.1	102	60-140	
1,2,3-Trichloropropane	ug/L	50	61.4	123	60-140	
1,2,4-Trichlorobenzene	ug/L	50	53.0	106	60-140	
1,2,4-Trimethylbenzene	ug/L	50	49.9	100	60-140	
1,2-Dibromo-3-chloropropane	ug/L	50	50.8	102	60-140	
1,2-Dibromoethane (EDB)	ug/L	50	49.5	99	60-140	
1,2-Dichlorobenzene	ug/L	50	52.5	105	60-140	
1,2-Dichloroethane	ug/L	50	47.8	96	60-140	
1,2-Dichloropropane	ug/L	50	52.4	105	60-140	
1,3,5-Trimethylbenzene	ug/L	50	50.5	101	60-140	

Results presented on this page are in the units indicated by the "Units" column except where an alternate unit is presented to the right of the result.

REPORT OF LABORATORY ANALYSIS

This report shall not be reproduced, except in full,
without the written consent of Pace Analytical Services, LLC.

Pace Analytical Services, LLC
9800 Kincey Ave. Suite 100
Huntersville, NC 28078
(704)875-9092

QUALITY CONTROL DATA

Project: 2020-L1-2448 (8/25)
Pace Project No.: 92492462

LABORATORY CONTROL SAMPLE: 2982793

Parameter	Units	Spike Conc.	LCS Result	LCS % Rec	% Rec Limits	Qualifiers
1,3-Dichlorobenzene	ug/L	50	52.0	104	60-140	
1,3-Dichloropropane	ug/L	50	53.3	107	60-140	
1,4-Dichlorobenzene	ug/L	50	49.8	100	60-140	
2,2-Dichloropropane	ug/L	50	44.1	88	60-140	
2-Chlorotoluene	ug/L	50	53.9	108	60-140	
4-Chlorotoluene	ug/L	50	53.0	106	60-140	
Benzene	ug/L	50	54.5	109	60-140	
Bromobenzene	ug/L	50	51.2	102	60-140	
Bromochloromethane	ug/L	50	53.2	106	60-140	
Bromodichloromethane	ug/L	50	49.9	100	60-140	
Bromoform	ug/L	50	50.2	100	60-140	
Bromomethane	ug/L	50	41.8	84	60-140	
Carbon tetrachloride	ug/L	50	48.3	97	60-140	
Chlorobenzene	ug/L	50	53.5	107	60-140	
Chloroethane	ug/L	50	42.0	84	60-140	
Chloroform	ug/L	50	52.4	105	60-140	
Chloromethane	ug/L	50	40.7	81	60-140	
cis-1,2-Dichloroethene	ug/L	50	53.8	108	60-140	
cis-1,3-Dichloropropene	ug/L	50	52.5	105	60-140	
Dibromochloromethane	ug/L	50	47.9	96	60-140	
Dibromomethane	ug/L	50	55.8	112	60-140	
Dichlorodifluoromethane	ug/L	50	43.2	86	60-140	
Diisopropyl ether	ug/L	50	49.1	98	60-140	
Ethylbenzene	ug/L	50	52.9	106	60-140	
Hexachloro-1,3-butadiene	ug/L	50	53.8	108	60-140	
Isopropylbenzene (Cumene)	ug/L	50	51.6	103	60-140	
m&p-Xylene	ug/L	100	108	108	60-140	
Methyl-tert-butyl ether	ug/L	50	48.8	98	60-140	
Methylene Chloride	ug/L	50	49.3	99	60-140	
n-Butylbenzene	ug/L	50	50.4	101	60-140	
n-Propylbenzene	ug/L	50	51.1	102	60-140	
Naphthalene	ug/L	50	48.6	97	60-140	
o-Xylene	ug/L	50	52.0	104	60-140	
sec-Butylbenzene	ug/L	50	49.2	98	60-140	
Styrene	ug/L	50	54.0	108	60-140	
tert-Butylbenzene	ug/L	50	38.8	78	60-140	
Tetrachloroethene	ug/L	50	52.4	105	60-140	
Toluene	ug/L	50	53.8	108	60-140	
trans-1,2-Dichloroethene	ug/L	50	54.1	108	60-140	
trans-1,3-Dichloropropene	ug/L	50	52.1	104	60-140	
Trichloroethene	ug/L	50	48.8	98	60-140	
Trichlorofluoromethane	ug/L	50	52.5	105	60-140	
Vinyl chloride	ug/L	50	45.8	92	60-140	
1,2-Dichloroethane-d4 (S)	%			94	70-130	
4-Bromofluorobenzene (S)	%			101	70-130	
Toluene-d8 (S)	%			103	70-130	

Results presented on this page are in the units indicated by the "Units" column except where an alternate unit is presented to the right of the result.

REPORT OF LABORATORY ANALYSIS

This report shall not be reproduced, except in full,
without the written consent of Pace Analytical Services, LLC.

Pace Analytical Services, LLC
9800 Kincey Ave. Suite 100
Huntersville, NC 28078
(704)875-9092

QUALITY CONTROL DATA

Project: 2020-L1-2448 (8/25)
Pace Project No.: 92492462

MATRIX SPIKE & MATRIX SPIKE DUPLICATE: 2982794 2982795

Parameter	Units	92492468001 Result	MS Spike Conc.	MSD Spike Conc.	MS Result	MSD Result	MS % Rec	MSD % Rec	% Rec Limits	RPD	Qual
1,1,1,2-Tetrachloroethane	ug/L	ND	20	20	21.4	20.7	107	103	60-140	4	
1,1,1-Trichloroethane	ug/L	ND	20	20	22.5	22.9	113	115	60-140	2	
1,1,2,2-Tetrachloroethane	ug/L	ND	20	20	20.9	20.9	105	104	60-140	0	
1,1,2-Trichloroethane	ug/L	ND	20	20	21.8	21.6	109	108	60-140	1	
1,1-Dichloroethane	ug/L	ND	20	20	24.0	23.2	120	116	60-140	3	
1,1-Dichloroethene	ug/L	ND	20	20	24.9	24.9	124	125	60-140	0	
1,1-Dichloropropene	ug/L	ND	20	20	24.0	24.1	120	120	60-140	0	
1,2,3-Trichlorobenzene	ug/L	ND	20	20	21.1	21.1	105	105	60-140	0	
1,2,3-Trichloropropane	ug/L	ND	20	20	24.2	23.7	121	119	60-140	2	
1,2,4-Trichlorobenzene	ug/L	ND	20	20	21.8	21.2	109	106	60-140	3	
1,2,4-Trimethylbenzene	ug/L	ND	20	20	21.7	21.4	108	107	60-140	1	
1,2-Dibromo-3-chloropropane	ug/L	ND	20	20	20.0	19.2	100	96	60-140	4	
1,2-Dibromoethane (EDB)	ug/L	ND	20	20	21.5	21.0	107	105	60-140	2	
1,2-Dichlorobenzene	ug/L	ND	20	20	21.9	21.4	109	107	60-140	2	
1,2-Dichloroethane	ug/L	ND	20	20	21.6	21.1	108	105	60-140	3	
1,2-Dichloropropane	ug/L	ND	20	20	23.4	22.0	117	110	60-140	6	
1,3,5-Trimethylbenzene	ug/L	ND	20	20	22.7	21.6	114	108	60-140	5	
1,3-Dichlorobenzene	ug/L	ND	20	20	22.0	21.1	110	105	60-140	4	
1,3-Dichloropropane	ug/L	ND	20	20	23.9	23.2	119	116	60-140	3	
1,4-Dichlorobenzene	ug/L	ND	20	20	22.4	21.3	112	107	60-140	5	
2,2-Dichloropropane	ug/L	ND	20	20	22.8	22.2	114	111	60-140	3	
2-Chlorotoluene	ug/L	ND	20	20	23.3	23.2	116	116	60-140	1	
4-Chlorotoluene	ug/L	ND	20	20	22.7	22.6	114	113	60-140	1	
Benzene	ug/L	ND	20	20	23.9	24.0	120	120	60-140	0	
Bromobenzene	ug/L	ND	20	20	21.9	21.1	109	106	60-140	3	
Bromochloromethane	ug/L	ND	20	20	21.2	21.3	106	107	60-140	0	
Bromodichloromethane	ug/L	ND	20	20	20.7	20.3	103	101	60-140	2	
Bromoform	ug/L	ND	20	20	18.7	18.5	93	93	60-140	1	
Bromomethane	ug/L	ND	20	20	23.7	21.9	119	109	60-140	8	
Carbon tetrachloride	ug/L	ND	20	20	21.9	21.7	109	108	60-140	1	
Chlorobenzene	ug/L	ND	20	20	22.7	21.9	113	110	60-140	3	
Chloroethane	ug/L	ND	20	20	25.1	24.3	125	122	60-140	3	
Chloroform	ug/L	1.5	20	20	24.3	24.4	114	114	60-140	0	
Chloromethane	ug/L	ND	20	20	17.3	17.1	87	85	60-140	1	
cis-1,2-Dichloroethene	ug/L	ND	20	20	23.1	23.2	116	116	60-140	0	
cis-1,3-Dichloropropene	ug/L	ND	20	20	22.5	22.2	113	111	60-140	1	
Dibromochloromethane	ug/L	ND	20	20	19.8	19.1	99	96	60-140	4	
Dibromomethane	ug/L	ND	20	20	22.4	22.3	112	112	60-140	0	
Dichlorodifluoromethane	ug/L	ND	20	20	18.1	16.9	91	84	60-140	7	
Diisopropyl ether	ug/L	ND	20	20	21.5	21.6	108	108	60-140	0	
Ethylbenzene	ug/L	ND	20	20	23.0	22.9	115	114	60-140	0	
Hexachloro-1,3-butadiene	ug/L	ND	20	20	23.1	24.0	115	120	60-140	4	
Isopropylbenzene (Cumene)	ug/L	ND	20	20	22.8	22.2	114	111	60-140	3	
m&p-Xylene	ug/L	ND	40	40	47.0	46.4	118	116	60-140	1	
Methyl-tert-butyl ether	ug/L	ND	20	20	22.7	22.1	113	110	60-140	3	
Methylene Chloride	ug/L	ND	20	20	20.6	20.8	103	104	60-140	1	

Results presented on this page are in the units indicated by the "Units" column except where an alternate unit is presented to the right of the result.

REPORT OF LABORATORY ANALYSIS

This report shall not be reproduced, except in full,
without the written consent of Pace Analytical Services, LLC.

Pace Analytical Services, LLC
9800 Kincey Ave. Suite 100
Huntersville, NC 28078
(704)875-9092

QUALITY CONTROL DATA

Project: 2020-L1-2448 (8/25)
Pace Project No.: 92492462

MATRIX SPIKE & MATRIX SPIKE DUPLICATE: 2982794 2982795

Parameter	Units	92492468001 Result	MS Spike Conc.	MSD Spike Conc.	MS Result	MSD Result	MS % Rec	MSD % Rec	% Rec Limits	RPD	Qual
n-Butylbenzene	ug/L	ND	20	20	22.9	22.4	115	112	60-140	2	
n-Propylbenzene	ug/L	ND	20	20	23.4	23.1	117	115	60-140	1	
Naphthalene	ug/L	ND	20	20	20.1	20.0	100	100	60-140	0	
o-Xylene	ug/L	ND	20	20	22.5	22.0	113	110	60-140	2	
sec-Butylbenzene	ug/L	ND	20	20	22.8	22.4	114	112	60-140	2	
Styrene	ug/L	ND	20	20	22.3	21.9	111	109	60-140	2	
tert-Butylbenzene	ug/L	ND	20	20	17.4	17.1	87	85	60-140	2	
Tetrachloroethene	ug/L	ND	20	20	24.0	23.7	120	118	60-140	1	
Toluene	ug/L	ND	20	20	22.3	22.3	112	112	60-140	0	
trans-1,2-Dichloroethene	ug/L	ND	20	20	23.9	23.9	120	119	60-140	0	
trans-1,3-Dichloropropene	ug/L	ND	20	20	21.2	21.2	106	106	60-140	0	
Trichloroethene	ug/L	ND	20	20	21.7	22.1	108	110	60-140	2	
Trichlorofluoromethane	ug/L	ND	20	20	23.3	23.4	116	117	60-140	0	
Vinyl chloride	ug/L	ND	20	20	19.9	19.3	99	96	60-140	3	
1,2-Dichloroethane-d4 (S)	%						109	109	70-130		
4-Bromofluorobenzene (S)	%						95	96	70-130		
Toluene-d8 (S)	%						99	99	70-130		

Results presented on this page are in the units indicated by the "Units" column except where an alternate unit is presented to the right of the result.

REPORT OF LABORATORY ANALYSIS

This report shall not be reproduced, except in full,
without the written consent of Pace Analytical Services, LLC.

Pace Analytical Services, LLC
9800 Kincey Ave. Suite 100
Huntersville, NC 28078
(704)875-9092

QUALIFIERS

Project: 2020-L1-2448 (8/25)
Pace Project No.: 92492462

DEFINITIONS

DF - Dilution Factor, if reported, represents the factor applied to the reported data due to dilution of the sample aliquot.

ND - Not Detected at or above adjusted reporting limit.

TNTC - Too Numerous To Count

J - Estimated concentration above the adjusted method detection limit and below the adjusted reporting limit.

MDL - Adjusted Method Detection Limit.

PQL - Practical Quantitation Limit.

RL - Reporting Limit - The lowest concentration value that meets project requirements for quantitative data with known precision and bias for a specific analyte in a specific matrix.

S - Surrogate

1,2-Diphenylhydrazine decomposes to and cannot be separated from Azobenzene using Method 8270. The result for each analyte is a combined concentration.

Consistent with EPA guidelines, unrounded data are displayed and have been used to calculate % recovery and RPD values.

LCS(D) - Laboratory Control Sample (Duplicate)

MS(D) - Matrix Spike (Duplicate)

DUP - Sample Duplicate

RPD - Relative Percent Difference

NC - Not Calculable.

SG - Silica Gel - Clean-Up

U - Indicates the compound was analyzed for, but not detected.

Acid preservation may not be appropriate for 2 Chloroethylvinyl ether.

A separate vial preserved to a pH of 4-5 is recommended in SW846 Chapter 4 for the analysis of Acrolein and Acrylonitrile by EPA Method 8260.

N-Nitrosodiphenylamine decomposes and cannot be separated from Diphenylamine using Method 8270. The result reported for each analyte is a combined concentration.

Pace Analytical is TNI accredited. Contact your Pace PM for the current list of accredited analytes.

TNI - The NELAC Institute.

This report shall not be reproduced, except in full,
without the written consent of Pace Analytical Services, LLC.

Pace Analytical Services, LLC
9800 Kincey Ave. Suite 100
Huntersville, NC 28078
(704)875-9092

QUALITY CONTROL DATA CROSS REFERENCE TABLE

Project: 2020-L1-2448 (8/25)
Pace Project No.: 92492462

Lab ID	Sample ID	QC Batch Method	QC Batch	Analytical Method	Analytical Batch
92492462001	**13920_Sims_Rd**	EPA 3010A	562641	EPA 6010D	562665
92492462001	**13920_Sims_Rd**	SM 6200B	562431		

This report shall not be reproduced, except in full,
without the written consent of Pace Analytical Services, LLC.

WO# : 92492462

92492462

CHAIN-OF-CUSTODY Analytical Request Document

Pace Analytical

Chain-of-Custody is a LEGAL DOCUMENT - Complete all relevent fields

LAB USE ONLY- Affix Workorder, MT

ALL SHADED A

Company: Apex Companies LLC	Billing Information:
Address:	
Report To: Andrew Street	Email To: Andrew Street / Emily Little
Copy To:	Site Collection Info/Address: 13920 Sims Rd
Customer Project Name/Number: 2020-11-2448	State: NC County/City: Huntersville Time Zone Collected: [ ] PT [ ] MT [ ] CT [ ] ET
Phone: Email:	Site/Facility ID #: Compliance Monitoring? [ ] Yes [ ] No
Collected By (print): Margaret King	Purchase Order #: Quote #: DW PWS ID #: DW Location Code:
Collected By (signature): Margaret K	Turnaround Date Required: ASAP Immediately Packed on Ice: [X] Yes [ ] No
Sample Disposal: [ ] Dispose as appropriate [ ] Return [ ] Archive: [ ] Hold:	Rush: [X] Same Day [X] Next Day [ ] 2 Day [ ] 3 Day [ ] 4 Day [ ] 5 Day (Expedite Charges Apply) Field Filtered (if applicable): [ ] Yes [ ] No Analysis:

Container Preservative Type **

Lab Project Manager:

** Preservative Types: (1) nitric acid, (2) sulfuric acid, (3) hydrochloric acid, (4) sodium hydroxide, (5) zinc acetate, (6) methanol, (7) sodium bisulfate, (8) sodium thiosulfate, (9) hexane, (A) ascorbic acid, (B) ammonium sulfate, (C) ammonium hydroxide, (D) TSP, (U) Unpreserved, (O) Other _____

* Matrix Codes (Insert in Matrix box below): Drinking Water (DW), Ground Water (GW), Wastewater (WW), Product (P), Soil/Solid (SL), Oil (OL), Wipe (WP), Air (AR), Tissue (TS), Bioassay (B), Vapor (V), Other (OT)

Customer Sample ID	Matrix *	Comp / Grab	Collected (or Composite Start) Date	Collected (or Composite Start) Time	Composite End Date	Composite End Time	Res Cl	# of Ctns	SM 6200B VOCs	Lead	MADEP VPH	Lab Sample # / Comments
13920 Sims Rd	DW	G			8.25.20	1128		8	X	X	X	92492462 001

Analyses

Lab Profile/Line:

Lab Sample Receipt Checklist:

Custody Seals Present/Intact	Y N NA
Custody Signatures Present	Y N NA
Collector Signature Present	Y N NA
Bottles Intact	Y N NA
Correct Bottles	Y N NA
Sufficient Volume	Y N NA
Samples Received on Ice	Y N NA
VOA - Headspace Acceptable	Y N NA
USDA Regulated Soils	Y N NA
Samples in Holding Time	Y N NA
Residual Chlorine Present	Y N NA
Cl Strips:	
Sample pH Acceptable	Y N NA
pH Strips:	
Sulfide Present	Y N NA
Lead Acetate Strips:	

LAB USE ONLY:

Customer Remarks / Special Conditions / Possible Hazards:

Type of Ice Used: (Wet) Blue Dry None

Packing Material Used:

Radchem sample(s) screened (<500 cpm): Y N NA

SHORT HOLDS PRESENT (<72 hours): Y N N/A

Lab Tracking #: 2538842

Samples received via: FEDEX UPS (Client) Courier Pace Courier

Lab Sample Temperature Info:

Temp Blank Received: Y N NA

Therm ID#: 92T001

Cooler 1 Temp Upon Receipt: 2.5 oC

Cooler 1 Therm Corr. Factor: 0 oC

Cooler 1 Corrected Temp: 2.5 oC

Comments:

Relinquished by/Company: (Signature)	Date/Time:	Received by/Company: (Signature)	Date/Time:
Margaret K	8/25/20 2100		8/25/20 2100
Relinquished by/Company: (Signature)	Date/Time:	Received by/Company: (Signature)	Date/Time:
Relinquished by/Company: (Signature)	Date/Time:	Received by/Company: (Signature)	Date/Time:

MTJL LAB USE ONLY

Table #:

Acctnum:

Template:

Prelogin:

PM:

PB:

Trip Blank Received: Y N NA

HCL MeOH TSP Other

Non Conformance(s): YES / NO

Page: _____ of: _____

Report of Analysis

Pace Analytical Services, Inc.
9800 Kincey Avenue
Suite 100
Huntersville, NC 28078
Attention: Angela M. Baioni

Project Name: 2020-L1-2448 (8-25)

Project Number: 92492462

Lot Number:**VH26046**

Date Completed:08/26/2020

08/26/2020 8:01 PM
Approved and released by:
Project Manager II: **Cathy S. Dover**

The electronic signature above is the equivalent of a handwritten signature.
This report shall not be reproduced, except in its entirety, without the written approval of Pace Analytical Services, LLC.

Case Narrative
Pace Analytical Services, Inc.
Lot Number: VH26046

This Report of Analysis contains the analytical result(s) for the sample(s) listed on the Sample Summary following this Case Narrative. The sample receiving date is documented in the header information associated with each sample.

All results listed in this report relate only to the samples that are contained within this report.

Sample receipt, sample analysis, and data review have been performed in accordance with the most current approved NELAC standards, the Pace Analytical Services, LLC ("Pace") Quality Assurance Management Plan (QAMP), standard operating procedures (SOPs), and Pace policies. Any exceptions to the NELAC standards, the QAMP, SOPs or policies are qualified on the results page or discussed below.

If you have any questions regarding this report please contact the Pace Project Manager listed on the cover page.

Sample Summary
Pace Analytical Services, Inc.
Lot Number: VH26046
Project Name: 2020-L1-2448 (8-25)
Project Number: 92492462

Sample Number	Sample ID	Matrix	Date Sampled	Date Received
001	13920 Sims Rd	Aqueous	08/25/2020 1128	08/26/2020

(1 sample)

Detection Summary

Pace Analytical Services, Inc.

Lot Number: VH26046

Project Name: 2020-L1-2448 (8-25)

Project Number: 92492462

Sample	Sample ID	Matrix	Parameter	Method	Result	Q	Units	Page

(0 detections)

MADEP VPH (aliphatics)

Client: Pace Analytical Services, Inc.			Laboratory ID: VH26046-001
Description: 13920 Sims Rd			Matrix: Aqueous
Date Sampled: 08/25/2020 1128	Project Name: 2020-L1-2448 (8-25)		
Date Received: 08/26/2020	Project Number: 92492462		

Run	Prep Method	Analytical Method	Dilution	Analysis Date	Analyst	Prep Date	Batch
1	VPH	MADEP-VPH-18-2.1	1	08/26/2020 1637	ECB		64818

Parameter	CAS Number	Analytical Method	Result	Q	LOQ	Units	Run
C5 - C8 Aliphatics		MADEP-VPH-18-	ND		75	ug/L	1
C9 - C12 Aliphatics		MADEP-VPH-18-	ND		75	ug/L	1

Surrogate	Q	Run 1 % Recovery	Acceptance Limits
2,5-Dibromotoluene (FID)		91	70-130

LOQ = Limit of Quantitation	B = Detected in the method blank	E = Quantitation of compound exceeded the calibration range
ND = Not detected at or above the LOQ	N = Recovery is out of criteria	P = The RPD between two GC columns exceeds 40%
H = Out of holding time	W = Reported on wet weight basis	

Pace Analytical Services, LLC *(formerly Shealy Environmental Services, Inc.)*
106 Vantage Point Drive West Columbia, SC 29172 (803) 791-9700 Fax (803) 791-9111 www.pacelabs.com

MADEP VPH (aromatics)

Client: Pace Analytical Services, Inc. | Laboratory ID: VH26046-001
Description: 13920 Sims Rd | Matrix: Aqueous
Date Sampled: 08/25/2020 1128 | Project Name: 2020-L1-2448 (8-25)
Date Received: 08/26/2020 | Project Number: 92492462

Run	Prep Method	Analytical Method	Dilution	Analysis Date	Analyst	Prep Date	Batch
1	VPH	MADEP-VPH-18-2.1	1	08/26/2020 1637	ECB		64819

Parameter	CAS Number	Analytical Method	Result	Q	LOQ	Units	Run
C9 - C10 Aromatics		MADEP-VPH-18-	ND		25	ug/L	1

Surrogate	Q	Run 1 % Recovery	Acceptance Limits
2,5-Dibromotoluene (PID)		95	70-130

LOQ = Limit of Quantitation
ND = Not detected at or above the LOQ
H = Out of holding time
B = Detected in the method blank
N = Recovery is out of criteria
W = Reported on wet weight basis
E = Quantitation of compound exceeded the calibration range
P = The RPD between two GC columns exceeds 40%

Pace Analytical Services, LLC *(formerly Shealy Environmental Services, Inc.)*
106 Vantage Point Drive West Columbia, SC 29172 (803) 791-9700 Fax (803) 791-9111 www.pacelabs.com

QC Summary

MADEP VPH (aliphatics) - MB

Sample ID: VQ64818-001
Batch: 64818
Analytical Method: MADEP-VPH-18-2.1

Matrix: Aqueous
Prep Method: VPH

Parameter	Result	Q	Dil	LOQ	Units	Analysis Date
C5 - C8 Aliphatics	ND		1	75	ug/L	08/26/2020 1121
C9 - C12 Aliphatics	ND		1	75	ug/L	08/26/2020 1121

Surrogate	Q	% Rec	Acceptance Limit
2,5-Dibromotoluene (FID)		99	70-130

LOQ = Limit of Quantitation

ND = Not detected at or above the LOQ

N = Recovery is out of criteria

P = The RPD between two GC columns exceeds 40%

+ = RPD is out of criteria

Note: Calculations are performed before rounding to avoid round-off errors in calculated results

MADEP VPH (aliphatics) - LCS

Sample ID: VQ64818-002
Batch: 64818
Analytical Method: MADEP-VPH-18-2.1

Matrix: Aqueous
Prep Method: VPH

Parameter	Spike Amount (ug/L)	Result (ug/L)	Q	Dil	% Rec	% Rec Limit	Analysis Date
C5 - C8 Aliphatics	150	140		1	90	70-130	08/26/2020 1024
C9 - C12 Aliphatics	180	150		1	86	70-130	08/26/2020 1024

Surrogate	Q	% Rec	Acceptance Limit
2,5-Dibromotoluene (FID)		89	70-130

LOQ = Limit of Quantitation

ND = Not detected at or above the LOQ

N = Recovery is out of criteria

P = The RPD between two GC columns exceeds 40%

+ = RPD is out of criteria

Note: Calculations are performed before rounding to avoid round-off errors in calculated results

MADEP VPH (aliphatics) - LCSD

Sample ID: VQ64818-003
Batch: 64818
Analytical Method: MADEP-VPH-18-2.1

Matrix: Aqueous
Prep Method: VPH

Parameter	Spike Amount (ug/L)	Result (ug/L)	Q	Dil	% Rec	% RPD	% Rec Limit	% RPD Limit	Analysis Date
C5 - C8 Aliphatics	150	140		1	91	1.5	70-130	25	08/26/2020 1053
C9 - C12 Aliphatics	180	150		1	88	3.1	70-130	25	08/26/2020 1053

Surrogate	Q	% Rec	Acceptance Limit
2,5-Dibromotoluene (FID)		88	70-130

LOQ = Limit of Quantitation

ND = Not detected at or above the LOQ

N = Recovery is out of criteria

P = The RPD between two GC columns exceeds 40%

+ = RPD is out of criteria

Note: Calculations are performed before rounding to avoid round-off errors in calculated results

MADEP VPH (aromatics) - MB

Sample ID: VQ64819-001
Batch: 64819
Analytical Method: MADEP-VPH-18-2.1

Matrix: Aqueous
Prep Method: VPH

Parameter	Result	Q	Dil	LOQ	Units	Analysis Date
C9 - C10 Aromatics	ND		1	25	ug/L	08/26/2020 1121

Surrogate	Q	% Rec	Acceptance Limit
2,5-Dibromotoluene (PID)		103	70-130

LOQ = Limit of Quantitation

ND = Not detected at or above the LOQ

N = Recovery is out of criteria

P = The RPD between two GC columns exceeds 40%

+ = RPD is out of criteria

Note: Calculations are performed before rounding to avoid round-off errors in calculated results

MADEP VPH (aromatics) - LCS

Sample ID: VQ64819-002
Batch: 64819
Analytical Method: MADEP-VPH-18-2.1

Matrix: Aqueous
Prep Method: VPH

Parameter	Spike Amount (ug/L)	Result (ug/L)	Q	Dil	% Rec	% Rec Limit	Analysis Date
C9 - C10 Aromatics	25	23		1	92	70-130	08/26/2020 1024

Surrogate	Q	% Rec	Acceptance Limit
2,5-Dibromotoluene (PID)		90	70-130

LOQ = Limit of Quantitation

ND = Not detected at or above the LOQ

N = Recovery is out of criteria

P = The RPD between two GC columns exceeds 40%

+ = RPD is out of criteria

Note: Calculations are performed before rounding to avoid round-off errors in calculated results

MADEP VPH (aromatics) - LCSD

Sample ID: VQ64819-003
Batch: 64819
Analytical Method: MADEP-VPH-18-2.1

Matrix: Aqueous
Prep Method: VPH

Parameter	Spike Amount (ug/L)	Result (ug/L)	Q	Dil	% Rec	% RPD	% Rec Limit	% RPD Limit	Analysis Date
C9 - C10 Aromatics	25	23		1	93	1.3	70-130	25	08/26/2020 1053

Surrogate	Q	% Rec	Acceptance Limit
2,5-Dibromotoluene (PID)		91	70-130

LOQ = Limit of Quantitation

ND = Not detected at or above the LOQ

N = Recovery is out of criteria

P = The RPD between two GC columns exceeds 40%

+ = RPD is out of criteria

Note: Calculations are performed before rounding to avoid round-off errors in calculated results

Chain of Custody

and

Miscellaneous Documents

Internal Transfer Chain of Custody

Pace Analytical
www.pacelabs.com

☐ Samples Pre-Logged into eCOC.

State Of Origin: NC
Cert. Needed: ☑ Yes ☐ No
Owner Received Date: 8/25/2020 Results Requested By: 8/26/2020

Workorder: 92492462 **Workorder Name:** 2020-L1-2448 (8/25)

Report To	Subcontract To
Angela Baioni Pace Analytical Charlotte 9800 Kincey Ave. Suite 100 Huntersville, NC 28078 Phone (704)875-9092	Pace Analytical West Columbia 106 Vantage Point Drive West Columbia, SC 29172 Phone (803)791-9700

VH26046
CSD

Item	Sample ID	Sample Type	Collect Date/Time	Lab ID	Matrix	Preserved Containers: HCL						Requested Analysis: HMA										LAB USE ONLY
1	13920 Sims Rd	PS	8/25/2020 11:28	92492462001	Water	3						X										
2																						
3																						
4																						
5																						

Transfers	Released By	Date/Time	Received By	Date/Time
1	JACF 8-26-2020 1800		JCM-Pace	8/26/20 0934
2	JCM-Pace 8/26/20	1203		
3				8/26/20 1203

Comments:

Cooler Temperature on Receipt 3.1 °C | Custody Seal (Y) or N | Received on Ice (Y) or N | Samples Intact (Y) or N

***In order to maintain client confidentiality, location/name of the sampling site, sampler's name and signature may not be provided on this COC document. This chain of custody is considered complete as is since this information is available in the owner laboratory.

Pace Analytical Services, LLC (formerly Shealy Environmental Services, Inc.)
106 Vantage Point Drive West Columbia, SC 29172 (803) 791-9700 Fax (803) 791-9111 www.pacelabs.com

PACE ANALYTICAL SERVICES, LLC

Shealy Environmental Services, Inc.
Document Number: Ma0018C-14

Page 1 of 1
Effective Date: 8/2/2018

Sample Receipt Checklist (SRC)

Client: PACE Cooler Inspected by/date: JSH / 08/26/2020 Lot #: VH26046

Means of receipt: ☐ SESI ☐ Client ☐ UPS ☐ FedEx ☑ Other: PACE

☐ Yes	☑ No		1. Were custody seals present on the cooler?
☐ Yes	☐ No	☑ NA	2. If custody seals were present, were they intact and unbroken?

pH Strip ID: NA Chlorine Strip ID: NA Tested by: NA

Original temperature upon receipt / Derived (Corrected) temperature upon receipt %Solid Snap-Cup ID: NA

3.1 /3.1 °C NA /NA °C NA /NA °C NA /NA °C

Method: ☐ Temperature Blank ☑ Against Bottles IR Gun ID: 5 IR Gun Correction Factor: 0 °C

Method of coolant: ☑ Wet Ice ☐ Ice Packs ☐ Dry Ice ☐ None

☐ Yes	☐ No	☑ NA	3. If temperature of any cooler exceeded 6.0°C, was Project Manager Notified? PM was Notified by: phone / email / face-to-face (circle one).
☐ Yes	☐ No	☑ NA	4. Is the commercial courier's packing slip attached to this form?
☑ Yes	☐ No		5. Were proper custody procedures (relinquished/received) followed?
☑ Yes	☐ No		6. Were sample IDs listed on the COC?
☑ Yes	☐ No		7. Were sample IDs listed on all sample containers?
☑ Yes	☐ No		8. Was collection date & time listed on the COC?
☑ Yes	☐ No		9. Was collection date & time listed on all sample containers?
☑ Yes	☐ No		10. Did all container label information (ID, date, time) agree with the COC?
☑ Yes	☐ No		11. Were tests to be performed listed on the COC?
☑ Yes	☐ No		12. Did all samples arrive in the proper containers for each test and/or in good condition (unbroken, lids on, etc.)?
☑ Yes	☐ No		13. Was adequate sample volume available?
☑ Yes	☐ No		14. Were all samples received within ½ the holding time or 48 hours, whichever comes first?
☐ Yes	☑ No		15. Were any samples containers missing/excess (circle one) samples Not listed on COC?
☐ Yes	☑ No	☐ NA	16. For VOA and RSK-175 samples, were bubbles present >"pea-size" (¼"or 6mm in diameter) in any of the VOA vials?
☐ Yes	☐ No	☑ NA	17. Were all DRO/metals/nutrient samples received at a pH of < 2?
☐ Yes	☐ No	☑ NA	18. Were all cyanide samples received at a pH > 12 and sulfide samples received at a pH > 9?
☐ Yes	☐ No	☑ NA	19. Were all applicable NH_3/TKN/cyanide/phenol/625 (< 0.5mg/L) samples free of residual chlorine?
☐ Yes	☐ No	☑ NA	20. Were client remarks/requests (i.e. requested dilutions, MS/MSD designations, etc…) correctly transcribed from the COC into the comment section in LIMS?
☐ Yes	☑ No		21. Was the quote number listed on the container label? If yes, Quote # NA

Sample Preservation (Must be completed for any sample(s) incorrectly preserved or with headspace.)

Sample(s) NA were received incorrectly preserved and were adjusted accordingly in sample receiving with NA mL of circle one: H2SO4, HNO3, HCl, NaOH using SR # NA.
Time of preservation NA. If more than one preservative is needed, please note in the comments below.

Sample(s) NA were received with bubbles >6 mm in diameter.

Samples(s) NA were received with TRC > 0.5 mg/L (If #19 is ***no***) and were adjusted accordingly in sample receiving with sodium thiosulfate ($Na_2S_2O_3$) with Shealy ID: NA.

SR barcode labels applied by: JSH Date: 08/26/2020

Comments:

Pace Analytical Services, LLC
9800 Kincey Ave. Suite 100
Huntersville, NC 28078
(704)875-9092

August 27, 2020

Andrew Street
Apex Companies - NC
5900 Northwoods Business Pkwy
Suite 5900-0
Charlotte, NC 28269

RE: Project: 2020-L1-2448 (8/25)
Pace Project No.: 92492463

Dear Andrew Street:

Enclosed are the analytical results for sample(s) received by the laboratory on August 25, 2020. The results relate only to the samples included in this report. Results reported herein conform to the applicable TNI/NELAC Standards and the laboratory's Quality Manual, where applicable, unless otherwise noted in the body of the report.

The test results provided in this final report were generated by each of the following laboratories within the Pace Network:

- Pace Analytical Services - Asheville
- Pace Analytical Services - Charlotte

If you have any questions concerning this report, please feel free to contact me.

Sincerely,

Angela M. Baioni

Angela Baioni
angela.baioni@pacelabs.com
(704)875-9092
Project Manager

Enclosures

cc: Stanley Carpenter, Colonial Pipeline
J Culbreath, Colonial Pipeline Company
Robert Hughes, Colonial Pipeline
Margaret King, APEX Companies, LLC
Emily Little, Apex Companies
Jeff Morrison, Colonial Pipeline Company
Tom Naumann, APEX Companies - NC
Joe Nicolette, Montrose-EPS
Christopher Schultz, Apex Companies
Robert A. Shenk, Colonial Pipeline Company
J Tate, Colonial Pipeline Company
Alex Testoff, Montrose-EPS
JM Wyatt, Colonial Pipeline Company

REPORT OF LABORATORY ANALYSIS

This report shall not be reproduced, except in full,
without the written consent of Pace Analytical Services, LLC.

Pace Analytical Services, LLC
9800 Kincey Ave. Suite 100
Huntersville, NC 28078
(704)875-9092

CERTIFICATIONS

Project: 2020-L1-2448 (8/25)
Pace Project No.: 92492463

Pace Analytical Services Charlotte
9800 Kincey Ave. Ste 100, Huntersville, NC 28078
Louisiana/NELAP Certification # LA170028
North Carolina Drinking Water Certification #: 37706
North Carolina Field Services Certification #: 5342
North Carolina Wastewater Certification #: 12
South Carolina Certification #: 99006001
Florida/NELAP Certification #: E87627
Kentucky UST Certification #: 84
Virginia/VELAP Certification #: 460221

Pace Analytical Services Asheville
2225 Riverside Drive, Asheville, NC 28804
Florida/NELAP Certification #: E87648
Massachusetts Certification #: M-NC030
North Carolina Drinking Water Certification #: 37712
North Carolina Wastewater Certification #: 40
South Carolina Certification #: 99030001
Virginia/VELAP Certification #: 460222

REPORT OF LABORATORY ANALYSIS

This report shall not be reproduced, except in full,
without the written consent of Pace Analytical Services, LLC.

Pace Analytical Services, LLC
9800 Kincey Ave. Suite 100
Huntersville, NC 28078
(704)875-9092

SAMPLE ANALYTE COUNT

Project: 2020-L1-2448 (8/25)
Pace Project No.: 92492463

Lab ID	Sample ID	Method	Analysts	Analytes Reported	Laboratory
92492463001	**13937_AC_Rd**	EPA 6010D	DS	1	PASI-A
		SM 6200B	SAS	63	PASI-C

PASI-A = Pace Analytical Services - Asheville
PASI-C = Pace Analytical Services - Charlotte

This report shall not be reproduced, except in full,
without the written consent of Pace Analytical Services, LLC.

Pace Analytical Services, LLC
9800 Kincey Ave. Suite 100
Huntersville, NC 28078
(704)875-9092

ANALYTICAL RESULTS

Project: 2020-L1-2448 (8/25)
Pace Project No.: 92492463

Sample: 13937_AC_Rd **Lab ID: 92492463001** Collected: 08/25/20 17:59 Received: 08/25/20 21:00 Matrix: Water

Parameters	Results	Units	Report Limit	DF	Prepared	Analyzed	CAS No.	Qual
6010 MET ICP	Analytical Method: EPA 6010D Preparation Method: EPA 3010A Pace Analytical Services - Asheville							
Lead	ND	ug/L	5.0	1	08/27/20 01:37	08/27/20 13:05	7439-92-1	
6200B MSV	Analytical Method: SM 6200B Pace Analytical Services - Charlotte							
Benzene	ND	ug/L	0.50	1		08/26/20 11:55	71-43-2	
Bromobenzene	ND	ug/L	0.50	1		08/26/20 11:55	108-86-1	
Bromochloromethane	ND	ug/L	0.50	1		08/26/20 11:55	74-97-5	
Bromodichloromethane	ND	ug/L	0.50	1		08/26/20 11:55	75-27-4	
Bromoform	ND	ug/L	0.50	1		08/26/20 11:55	75-25-2	
Bromomethane	ND	ug/L	5.0	1		08/26/20 11:55	74-83-9	
n-Butylbenzene	ND	ug/L	0.50	1		08/26/20 11:55	104-51-8	
sec-Butylbenzene	ND	ug/L	0.50	1		08/26/20 11:55	135-98-8	
tert-Butylbenzene	ND	ug/L	0.50	1		08/26/20 11:55	98-06-6	
Carbon tetrachloride	ND	ug/L	0.50	1		08/26/20 11:55	56-23-5	
Chlorobenzene	ND	ug/L	0.50	1		08/26/20 11:55	108-90-7	
Chloroethane	ND	ug/L	1.0	1		08/26/20 11:55	75-00-3	
Chloroform	ND	ug/L	0.50	1		08/26/20 11:55	67-66-3	
Chloromethane	ND	ug/L	1.0	1		08/26/20 11:55	74-87-3	
2-Chlorotoluene	ND	ug/L	0.50	1		08/26/20 11:55	95-49-8	
4-Chlorotoluene	ND	ug/L	0.50	1		08/26/20 11:55	106-43-4	
1,2-Dibromo-3-chloropropane	ND	ug/L	1.0	1		08/26/20 11:55	96-12-8	
Dibromochloromethane	ND	ug/L	0.50	1		08/26/20 11:55	124-48-1	
1,2-Dibromoethane (EDB)	ND	ug/L	0.50	1		08/26/20 11:55	106-93-4	
Dibromomethane	ND	ug/L	0.50	1		08/26/20 11:55	74-95-3	
1,2-Dichlorobenzene	ND	ug/L	0.50	1		08/26/20 11:55	95-50-1	
1,3-Dichlorobenzene	ND	ug/L	0.50	1		08/26/20 11:55	541-73-1	
1,4-Dichlorobenzene	ND	ug/L	0.50	1		08/26/20 11:55	106-46-7	
Dichlorodifluoromethane	ND	ug/L	0.50	1		08/26/20 11:55	75-71-8	
1,1-Dichloroethane	ND	ug/L	0.50	1		08/26/20 11:55	75-34-3	
1,2-Dichloroethane	ND	ug/L	0.50	1		08/26/20 11:55	107-06-2	
1,1-Dichloroethene	ND	ug/L	0.50	1		08/26/20 11:55	75-35-4	
cis-1,2-Dichloroethene	ND	ug/L	0.50	1		08/26/20 11:55	156-59-2	
trans-1,2-Dichloroethene	ND	ug/L	0.50	1		08/26/20 11:55	156-60-5	
1,2-Dichloropropane	ND	ug/L	0.50	1		08/26/20 11:55	78-87-5	
1,3-Dichloropropane	ND	ug/L	0.50	1		08/26/20 11:55	142-28-9	
2,2-Dichloropropane	ND	ug/L	0.50	1		08/26/20 11:55	594-20-7	
1,1-Dichloropropene	ND	ug/L	0.50	1		08/26/20 11:55	563-58-6	
cis-1,3-Dichloropropene	ND	ug/L	0.50	1		08/26/20 11:55	10061-01-5	
trans-1,3-Dichloropropene	ND	ug/L	0.50	1		08/26/20 11:55	10061-02-6	
Diisopropyl ether	ND	ug/L	0.50	1		08/26/20 11:55	108-20-3	
Ethylbenzene	ND	ug/L	0.50	1		08/26/20 11:55	100-41-4	
Hexachloro-1,3-butadiene	ND	ug/L	2.0	1		08/26/20 11:55	87-68-3	
Isopropylbenzene (Cumene)	ND	ug/L	0.50	1		08/26/20 11:55	98-82-8	
Methylene Chloride	ND	ug/L	2.0	1		08/26/20 11:55	75-09-2	
Methyl-tert-butyl ether	ND	ug/L	0.50	1		08/26/20 11:55	1634-04-4	
Naphthalene	ND	ug/L	2.0	1		08/26/20 11:55	91-20-3	

REPORT OF LABORATORY ANALYSIS

This report shall not be reproduced, except in full,
without the written consent of Pace Analytical Services, LLC.

Pace Analytical Services, LLC
9800 Kincey Ave. Suite 100
Huntersville, NC 28078
(704)875-9092

ANALYTICAL RESULTS

Project: 2020-L1-2448 (8/25)
Pace Project No.: 92492463

Sample: 13937_AC_Rd **Lab ID: 92492463001** Collected: 08/25/20 17:59 Received: 08/25/20 21:00 Matrix: Water

Parameters	Results	Units	Report Limit	DF	Prepared	Analyzed	CAS No.	Qual
6200B MSV	Analytical Method: SM 6200B Pace Analytical Services - Charlotte							
n-Propylbenzene	ND	ug/L	0.50	1		08/26/20 11:55	103-65-1	
Styrene	ND	ug/L	0.50	1		08/26/20 11:55	100-42-5	
1,1,1,2-Tetrachloroethane	ND	ug/L	0.50	1		08/26/20 11:55	630-20-6	
1,1,2,2-Tetrachloroethane	ND	ug/L	0.50	1		08/26/20 11:55	79-34-5	
Tetrachloroethene	ND	ug/L	0.50	1		08/26/20 11:55	127-18-4	
Toluene	ND	ug/L	0.50	1		08/26/20 11:55	108-88-3	
1,2,3-Trichlorobenzene	ND	ug/L	2.0	1		08/26/20 11:55	87-61-6	
1,2,4-Trichlorobenzene	ND	ug/L	2.0	1		08/26/20 11:55	120-82-1	
1,1,1-Trichloroethane	ND	ug/L	0.50	1		08/26/20 11:55	71-55-6	
1,1,2-Trichloroethane	ND	ug/L	0.50	1		08/26/20 11:55	79-00-5	
Trichloroethene	ND	ug/L	0.50	1		08/26/20 11:55	79-01-6	
Trichlorofluoromethane	ND	ug/L	1.0	1		08/26/20 11:55	75-69-4	
1,2,3-Trichloropropane	ND	ug/L	0.50	1		08/26/20 11:55	96-18-4	
1,2,4-Trimethylbenzene	ND	ug/L	0.50	1		08/26/20 11:55	95-63-6	
1,3,5-Trimethylbenzene	ND	ug/L	0.50	1		08/26/20 11:55	108-67-8	
Vinyl chloride	ND	ug/L	1.0	1		08/26/20 11:55	75-01-4	
m&p-Xylene	ND	ug/L	1.0	1		08/26/20 11:55	179601-23-1	
o-Xylene	ND	ug/L	0.50	1		08/26/20 11:55	95-47-6	
Surrogates								
1,2-Dichloroethane-d4 (S)	112	%	70-130	1		08/26/20 11:55	17060-07-0	
4-Bromofluorobenzene (S)	96	%	70-130	1		08/26/20 11:55	460-00-4	
Toluene-d8 (S)	99	%	70-130	1		08/26/20 11:55	2037-26-5	

REPORT OF LABORATORY ANALYSIS

This report shall not be reproduced, except in full,
without the written consent of Pace Analytical Services, LLC.

Pace Analytical Services, LLC
9800 Kincey Ave. Suite 100
Huntersville, NC 28078
(704)875-9092

QUALITY CONTROL DATA

Project: 2020-L1-2448 (8/25)
Pace Project No.: 92492463

QC Batch: 562641
QC Batch Method: EPA 3010A
Analysis Method: EPA 6010D
Analysis Description: 6010 MET
Laboratory: Pace Analytical Services - Asheville
Associated Lab Samples: 92492463001

METHOD BLANK: 2984018 Matrix: Water
Associated Lab Samples: 92492463001

Parameter	Units	Blank Result	Reporting Limit	Analyzed	Qualifiers
Lead	ug/L	ND	5.0	08/27/20 09:00	

LABORATORY CONTROL SAMPLE: 2984019

Parameter	Units	Spike Conc.	LCS Result	LCS % Rec	% Rec Limits	Qualifiers
Lead	ug/L	500	508	102	80-120	

MATRIX SPIKE & MATRIX SPIKE DUPLICATE: 2984020 2984021

Parameter	Units	92492460001 Result	MS Spike Conc.	MSD Spike Conc.	MS Result	MSD Result	MS % Rec	MSD % Rec	% Rec Limits	RPD	Qual
Lead	ug/L	ND	500	500	487	490	97	98	75-125	1	

Results presented on this page are in the units indicated by the "Units" column except where an alternate unit is presented to the right of the result.

REPORT OF LABORATORY ANALYSIS

This report shall not be reproduced, except in full,
without the written consent of Pace Analytical Services, LLC.

Pace Analytical Services, LLC
9800 Kincey Ave. Suite 100
Huntersville, NC 28078
(704)875-9092

QUALITY CONTROL DATA

Project: 2020-L1-2448 (8/25)
Pace Project No.: 92492463

QC Batch: 562431
QC Batch Method: SM 6200B
Analysis Method: SM 6200B
Analysis Description: 6200B MSV
Laboratory: Pace Analytical Services - Charlotte

Associated Lab Samples: 92492463001

METHOD BLANK: 2982792 Matrix: Water
Associated Lab Samples: 92492463001

Parameter	Units	Blank Result	Reporting Limit	Analyzed	Qualifiers
1,1,1,2-Tetrachloroethane	ug/L	ND	0.50	08/26/20 02:53	
1,1,1-Trichloroethane	ug/L	ND	0.50	08/26/20 02:53	
1,1,2,2-Tetrachloroethane	ug/L	ND	0.50	08/26/20 02:53	
1,1,2-Trichloroethane	ug/L	ND	0.50	08/26/20 02:53	
1,1-Dichloroethane	ug/L	ND	0.50	08/26/20 02:53	
1,1-Dichloroethene	ug/L	ND	0.50	08/26/20 02:53	
1,1-Dichloropropene	ug/L	ND	0.50	08/26/20 02:53	
1,2,3-Trichlorobenzene	ug/L	ND	2.0	08/26/20 02:53	
1,2,3-Trichloropropane	ug/L	ND	0.50	08/26/20 02:53	
1,2,4-Trichlorobenzene	ug/L	ND	2.0	08/26/20 02:53	
1,2,4-Trimethylbenzene	ug/L	ND	0.50	08/26/20 02:53	
1,2-Dibromo-3-chloropropane	ug/L	ND	1.0	08/26/20 02:53	
1,2-Dibromoethane (EDB)	ug/L	ND	0.50	08/26/20 02:53	
1,2-Dichlorobenzene	ug/L	ND	0.50	08/26/20 02:53	
1,2-Dichloroethane	ug/L	ND	0.50	08/26/20 02:53	
1,2-Dichloropropane	ug/L	ND	0.50	08/26/20 02:53	
1,3,5-Trimethylbenzene	ug/L	ND	0.50	08/26/20 02:53	
1,3-Dichlorobenzene	ug/L	ND	0.50	08/26/20 02:53	
1,3-Dichloropropane	ug/L	ND	0.50	08/26/20 02:53	
1,4-Dichlorobenzene	ug/L	ND	0.50	08/26/20 02:53	
2,2-Dichloropropane	ug/L	ND	0.50	08/26/20 02:53	
2-Chlorotoluene	ug/L	ND	0.50	08/26/20 02:53	
4-Chlorotoluene	ug/L	ND	0.50	08/26/20 02:53	
Benzene	ug/L	ND	0.50	08/26/20 02:53	
Bromobenzene	ug/L	ND	0.50	08/26/20 02:53	
Bromochloromethane	ug/L	ND	0.50	08/26/20 02:53	
Bromodichloromethane	ug/L	ND	0.50	08/26/20 02:53	
Bromoform	ug/L	ND	0.50	08/26/20 02:53	
Bromomethane	ug/L	ND	5.0	08/26/20 02:53	
Carbon tetrachloride	ug/L	ND	0.50	08/26/20 02:53	
Chlorobenzene	ug/L	ND	0.50	08/26/20 02:53	
Chloroethane	ug/L	ND	1.0	08/26/20 02:53	
Chloroform	ug/L	ND	0.50	08/26/20 02:53	
Chloromethane	ug/L	ND	1.0	08/26/20 02:53	
cis-1,2-Dichloroethene	ug/L	ND	0.50	08/26/20 02:53	
cis-1,3-Dichloropropene	ug/L	ND	0.50	08/26/20 02:53	
Dibromochloromethane	ug/L	ND	0.50	08/26/20 02:53	
Dibromomethane	ug/L	ND	0.50	08/26/20 02:53	
Dichlorodifluoromethane	ug/L	ND	0.50	08/26/20 02:53	
Diisopropyl ether	ug/L	ND	0.50	08/26/20 02:53	

Results presented on this page are in the units indicated by the "Units" column except where an alternate unit is presented to the right of the result.

REPORT OF LABORATORY ANALYSIS

This report shall not be reproduced, except in full,
without the written consent of Pace Analytical Services, LLC.

Pace Analytical Services, LLC
9800 Kincey Ave. Suite 100
Huntersville, NC 28078
(704)875-9092

QUALITY CONTROL DATA

Project: 2020-L1-2448 (8/25)
Pace Project No.: 92492463

METHOD BLANK: 2982792 Matrix: Water
Associated Lab Samples: 92492463001

Parameter	Units	Blank Result	Reporting Limit	Analyzed	Qualifiers
Ethylbenzene	ug/L	ND	0.50	08/26/20 02:53	
Hexachloro-1,3-butadiene	ug/L	ND	2.0	08/26/20 02:53	
Isopropylbenzene (Cumene)	ug/L	ND	0.50	08/26/20 02:53	
m&p-Xylene	ug/L	ND	1.0	08/26/20 02:53	
Methyl-tert-butyl ether	ug/L	ND	0.50	08/26/20 02:53	
Methylene Chloride	ug/L	ND	2.0	08/26/20 02:53	
n-Butylbenzene	ug/L	ND	0.50	08/26/20 02:53	
n-Propylbenzene	ug/L	ND	0.50	08/26/20 02:53	
Naphthalene	ug/L	ND	2.0	08/26/20 02:53	
o-Xylene	ug/L	ND	0.50	08/26/20 02:53	
sec-Butylbenzene	ug/L	ND	0.50	08/26/20 02:53	
Styrene	ug/L	ND	0.50	08/26/20 02:53	
tert-Butylbenzene	ug/L	ND	0.50	08/26/20 02:53	
Tetrachloroethene	ug/L	ND	0.50	08/26/20 02:53	
Toluene	ug/L	ND	0.50	08/26/20 02:53	
trans-1,2-Dichloroethene	ug/L	ND	0.50	08/26/20 02:53	
trans-1,3-Dichloropropene	ug/L	ND	0.50	08/26/20 02:53	
Trichloroethene	ug/L	ND	0.50	08/26/20 02:53	
Trichlorofluoromethane	ug/L	ND	1.0	08/26/20 02:53	
Vinyl chloride	ug/L	ND	1.0	08/26/20 02:53	
1,2-Dichloroethane-d4 (S)	%	108	70-130	08/26/20 02:53	
4-Bromofluorobenzene (S)	%	96	70-130	08/26/20 02:53	
Toluene-d8 (S)	%	98	70-130	08/26/20 02:53	

LABORATORY CONTROL SAMPLE: 2982793

Parameter	Units	Spike Conc.	LCS Result	LCS % Rec	% Rec Limits	Qualifiers
1,1,1,2-Tetrachloroethane	ug/L	50	49.1	98	60-140	
1,1,1-Trichloroethane	ug/L	50	48.3	97	60-140	
1,1,2,2-Tetrachloroethane	ug/L	50	53.8	108	60-140	
1,1,2-Trichloroethane	ug/L	50	54.5	109	60-140	
1,1-Dichloroethane	ug/L	50	53.5	107	60-140	
1,1-Dichloroethene	ug/L	50	55.2	110	60-140	
1,1-Dichloropropene	ug/L	50	48.0	96	60-140	
1,2,3-Trichlorobenzene	ug/L	50	51.1	102	60-140	
1,2,3-Trichloropropane	ug/L	50	61.4	123	60-140	
1,2,4-Trichlorobenzene	ug/L	50	53.0	106	60-140	
1,2,4-Trimethylbenzene	ug/L	50	49.9	100	60-140	
1,2-Dibromo-3-chloropropane	ug/L	50	50.8	102	60-140	
1,2-Dibromoethane (EDB)	ug/L	50	49.5	99	60-140	
1,2-Dichlorobenzene	ug/L	50	52.5	105	60-140	
1,2-Dichloroethane	ug/L	50	47.8	96	60-140	
1,2-Dichloropropane	ug/L	50	52.4	105	60-140	
1,3,5-Trimethylbenzene	ug/L	50	50.5	101	60-140	

Results presented on this page are in the units indicated by the "Units" column except where an alternate unit is presented to the right of the result.

REPORT OF LABORATORY ANALYSIS

This report shall not be reproduced, except in full,
without the written consent of Pace Analytical Services, LLC.

Pace Analytical Services, LLC
9800 Kincey Ave. Suite 100
Huntersville, NC 28078
(704)875-9092

QUALITY CONTROL DATA

Project: 2020-L1-2448 (8/25)
Pace Project No.: 92492463

LABORATORY CONTROL SAMPLE: 2982793

Parameter	Units	Spike Conc.	LCS Result	LCS % Rec	% Rec Limits	Qualifiers
1,3-Dichlorobenzene	ug/L	50	52.0	104	60-140	
1,3-Dichloropropane	ug/L	50	53.3	107	60-140	
1,4-Dichlorobenzene	ug/L	50	49.8	100	60-140	
2,2-Dichloropropane	ug/L	50	44.1	88	60-140	
2-Chlorotoluene	ug/L	50	53.9	108	60-140	
4-Chlorotoluene	ug/L	50	53.0	106	60-140	
Benzene	ug/L	50	54.5	109	60-140	
Bromobenzene	ug/L	50	51.2	102	60-140	
Bromochloromethane	ug/L	50	53.2	106	60-140	
Bromodichloromethane	ug/L	50	49.9	100	60-140	
Bromoform	ug/L	50	50.2	100	60-140	
Bromomethane	ug/L	50	41.8	84	60-140	
Carbon tetrachloride	ug/L	50	48.3	97	60-140	
Chlorobenzene	ug/L	50	53.5	107	60-140	
Chloroethane	ug/L	50	42.0	84	60-140	
Chloroform	ug/L	50	52.4	105	60-140	
Chloromethane	ug/L	50	40.7	81	60-140	
cis-1,2-Dichloroethene	ug/L	50	53.8	108	60-140	
cis-1,3-Dichloropropene	ug/L	50	52.5	105	60-140	
Dibromochloromethane	ug/L	50	47.9	96	60-140	
Dibromomethane	ug/L	50	55.8	112	60-140	
Dichlorodifluoromethane	ug/L	50	43.2	86	60-140	
Diisopropyl ether	ug/L	50	49.1	98	60-140	
Ethylbenzene	ug/L	50	52.9	106	60-140	
Hexachloro-1,3-butadiene	ug/L	50	53.8	108	60-140	
Isopropylbenzene (Cumene)	ug/L	50	51.6	103	60-140	
m&p-Xylene	ug/L	100	108	108	60-140	
Methyl-tert-butyl ether	ug/L	50	48.8	98	60-140	
Methylene Chloride	ug/L	50	49.3	99	60-140	
n-Butylbenzene	ug/L	50	50.4	101	60-140	
n-Propylbenzene	ug/L	50	51.1	102	60-140	
Naphthalene	ug/L	50	48.6	97	60-140	
o-Xylene	ug/L	50	52.0	104	60-140	
sec-Butylbenzene	ug/L	50	49.2	98	60-140	
Styrene	ug/L	50	54.0	108	60-140	
tert-Butylbenzene	ug/L	50	38.8	78	60-140	
Tetrachloroethene	ug/L	50	52.4	105	60-140	
Toluene	ug/L	50	53.8	108	60-140	
trans-1,2-Dichloroethene	ug/L	50	54.1	108	60-140	
trans-1,3-Dichloropropene	ug/L	50	52.1	104	60-140	
Trichloroethene	ug/L	50	48.8	98	60-140	
Trichlorofluoromethane	ug/L	50	52.5	105	60-140	
Vinyl chloride	ug/L	50	45.8	92	60-140	
1,2-Dichloroethane-d4 (S)	%			94	70-130	
4-Bromofluorobenzene (S)	%			101	70-130	
Toluene-d8 (S)	%			103	70-130	

Results presented on this page are in the units indicated by the "Units" column except where an alternate unit is presented to the right of the result.

REPORT OF LABORATORY ANALYSIS

This report shall not be reproduced, except in full,
without the written consent of Pace Analytical Services, LLC.

Pace Analytical Services, LLC
9800 Kincey Ave. Suite 100
Huntersville, NC 28078
(704)875-9092

QUALITY CONTROL DATA

Project: 2020-L1-2448 (8/25)
Pace Project No.: 92492463

MATRIX SPIKE & MATRIX SPIKE DUPLICATE: 2982794 2982795

Parameter	Units	92492468001 Result	MS Spike Conc.	MSD Spike Conc.	MS Result	MSD Result	MS % Rec	MSD % Rec	% Rec Limits	RPD	Qual
1,1,1,2-Tetrachloroethane	ug/L	ND	20	20	21.4	20.7	107	103	60-140	4	
1,1,1-Trichloroethane	ug/L	ND	20	20	22.5	22.9	113	115	60-140	2	
1,1,2,2-Tetrachloroethane	ug/L	ND	20	20	20.9	20.9	105	104	60-140	0	
1,1,2-Trichloroethane	ug/L	ND	20	20	21.8	21.6	109	108	60-140	1	
1,1-Dichloroethane	ug/L	ND	20	20	24.0	23.2	120	116	60-140	3	
1,1-Dichloroethene	ug/L	ND	20	20	24.9	24.9	124	125	60-140	0	
1,1-Dichloropropene	ug/L	ND	20	20	24.0	24.1	120	120	60-140	0	
1,2,3-Trichlorobenzene	ug/L	ND	20	20	21.1	21.1	105	105	60-140	0	
1,2,3-Trichloropropane	ug/L	ND	20	20	24.2	23.7	121	119	60-140	2	
1,2,4-Trichlorobenzene	ug/L	ND	20	20	21.8	21.2	109	106	60-140	3	
1,2,4-Trimethylbenzene	ug/L	ND	20	20	21.7	21.4	108	107	60-140	1	
1,2-Dibromo-3-chloropropane	ug/L	ND	20	20	20.0	19.2	100	96	60-140	4	
1,2-Dibromoethane (EDB)	ug/L	ND	20	20	21.5	21.0	107	105	60-140	2	
1,2-Dichlorobenzene	ug/L	ND	20	20	21.9	21.4	109	107	60-140	2	
1,2-Dichloroethane	ug/L	ND	20	20	21.6	21.1	108	105	60-140	3	
1,2-Dichloropropane	ug/L	ND	20	20	23.4	22.0	117	110	60-140	6	
1,3,5-Trimethylbenzene	ug/L	ND	20	20	22.7	21.6	114	108	60-140	5	
1,3-Dichlorobenzene	ug/L	ND	20	20	22.0	21.1	110	105	60-140	4	
1,3-Dichloropropane	ug/L	ND	20	20	23.9	23.2	119	116	60-140	3	
1,4-Dichlorobenzene	ug/L	ND	20	20	22.4	21.3	112	107	60-140	5	
2,2-Dichloropropane	ug/L	ND	20	20	22.8	22.2	114	111	60-140	3	
2-Chlorotoluene	ug/L	ND	20	20	23.3	23.2	116	116	60-140	1	
4-Chlorotoluene	ug/L	ND	20	20	22.7	22.6	114	113	60-140	1	
Benzene	ug/L	ND	20	20	23.9	24.0	120	120	60-140	0	
Bromobenzene	ug/L	ND	20	20	21.9	21.1	109	106	60-140	3	
Bromochloromethane	ug/L	ND	20	20	21.2	21.3	106	107	60-140	0	
Bromodichloromethane	ug/L	ND	20	20	20.7	20.3	103	101	60-140	2	
Bromoform	ug/L	ND	20	20	18.7	18.5	93	93	60-140	1	
Bromomethane	ug/L	ND	20	20	23.7	21.9	119	109	60-140	8	
Carbon tetrachloride	ug/L	ND	20	20	21.9	21.7	109	108	60-140	1	
Chlorobenzene	ug/L	ND	20	20	22.7	21.9	113	110	60-140	3	
Chloroethane	ug/L	ND	20	20	25.1	24.3	125	122	60-140	3	
Chloroform	ug/L	1.5	20	20	24.3	24.4	114	114	60-140	0	
Chloromethane	ug/L	ND	20	20	17.3	17.1	87	85	60-140	1	
cis-1,2-Dichloroethene	ug/L	ND	20	20	23.1	23.2	116	116	60-140	0	
cis-1,3-Dichloropropene	ug/L	ND	20	20	22.5	22.2	113	111	60-140	1	
Dibromochloromethane	ug/L	ND	20	20	19.8	19.1	99	96	60-140	4	
Dibromomethane	ug/L	ND	20	20	22.4	22.3	112	112	60-140	0	
Dichlorodifluoromethane	ug/L	ND	20	20	18.1	16.9	91	84	60-140	7	
Diisopropyl ether	ug/L	ND	20	20	21.5	21.6	108	108	60-140	0	
Ethylbenzene	ug/L	ND	20	20	23.0	22.9	115	114	60-140	0	
Hexachloro-1,3-butadiene	ug/L	ND	20	20	23.1	24.0	115	120	60-140	4	
Isopropylbenzene (Cumene)	ug/L	ND	20	20	22.8	22.2	114	111	60-140	3	
m&p-Xylene	ug/L	ND	40	40	47.0	46.4	118	116	60-140	1	
Methyl-tert-butyl ether	ug/L	ND	20	20	22.7	22.1	113	110	60-140	3	
Methylene Chloride	ug/L	ND	20	20	20.6	20.8	103	104	60-140	1	

Results presented on this page are in the units indicated by the "Units" column except where an alternate unit is presented to the right of the result.

REPORT OF LABORATORY ANALYSIS

This report shall not be reproduced, except in full,
without the written consent of Pace Analytical Services, LLC.

Pace Analytical Services, LLC
9800 Kincey Ave. Suite 100
Huntersville, NC 28078
(704)875-9092

QUALITY CONTROL DATA

Project: 2020-L1-2448 (8/25)
Pace Project No.: 92492463

MATRIX SPIKE & MATRIX SPIKE DUPLICATE: 2982794 2982795

Parameter	Units	92492468001 Result	MS Spike Conc.	MSD Spike Conc.	MS Result	MSD Result	MS % Rec	MSD % Rec	% Rec Limits	RPD	Qual
n-Butylbenzene	ug/L	ND	20	20	22.9	22.4	115	112	60-140	2	
n-Propylbenzene	ug/L	ND	20	20	23.4	23.1	117	115	60-140	1	
Naphthalene	ug/L	ND	20	20	20.1	20.0	100	100	60-140	0	
o-Xylene	ug/L	ND	20	20	22.5	22.0	113	110	60-140	2	
sec-Butylbenzene	ug/L	ND	20	20	22.8	22.4	114	112	60-140	2	
Styrene	ug/L	ND	20	20	22.3	21.9	111	109	60-140	2	
tert-Butylbenzene	ug/L	ND	20	20	17.4	17.1	87	85	60-140	2	
Tetrachloroethene	ug/L	ND	20	20	24.0	23.7	120	118	60-140	1	
Toluene	ug/L	ND	20	20	22.3	22.3	112	112	60-140	0	
trans-1,2-Dichloroethene	ug/L	ND	20	20	23.9	23.9	120	119	60-140	0	
trans-1,3-Dichloropropene	ug/L	ND	20	20	21.2	21.2	106	106	60-140	0	
Trichloroethene	ug/L	ND	20	20	21.7	22.1	108	110	60-140	2	
Trichlorofluoromethane	ug/L	ND	20	20	23.3	23.4	116	117	60-140	0	
Vinyl chloride	ug/L	ND	20	20	19.9	19.3	99	96	60-140	3	
1,2-Dichloroethane-d4 (S)	%						109	109	70-130		
4-Bromofluorobenzene (S)	%						95	96	70-130		
Toluene-d8 (S)	%						99	99	70-130		

Results presented on this page are in the units indicated by the "Units" column except where an alternate unit is presented to the right of the result.

REPORT OF LABORATORY ANALYSIS

This report shall not be reproduced, except in full,
without the written consent of Pace Analytical Services, LLC.

Pace Analytical Services, LLC
9800 Kincey Ave. Suite 100
Huntersville, NC 28078
(704)875-9092

QUALIFIERS

Project: 2020-L1-2448 (8/25)
Pace Project No.: 92492463

DEFINITIONS

DF - Dilution Factor, if reported, represents the factor applied to the reported data due to dilution of the sample aliquot.

ND - Not Detected at or above adjusted reporting limit.

TNTC - Too Numerous To Count

J - Estimated concentration above the adjusted method detection limit and below the adjusted reporting limit.

MDL - Adjusted Method Detection Limit.

PQL - Practical Quantitation Limit.

RL - Reporting Limit - The lowest concentration value that meets project requirements for quantitative data with known precision and bias for a specific analyte in a specific matrix.

S - Surrogate

1,2-Diphenylhydrazine decomposes to and cannot be separated from Azobenzene using Method 8270. The result for each analyte is a combined concentration.

Consistent with EPA guidelines, unrounded data are displayed and have been used to calculate % recovery and RPD values.

LCS(D) - Laboratory Control Sample (Duplicate)

MS(D) - Matrix Spike (Duplicate)

DUP - Sample Duplicate

RPD - Relative Percent Difference

NC - Not Calculable.

SG - Silica Gel - Clean-Up

U - Indicates the compound was analyzed for, but not detected.

Acid preservation may not be appropriate for 2 Chloroethylvinyl ether.

A separate vial preserved to a pH of 4-5 is recommended in SW846 Chapter 4 for the analysis of Acrolein and Acrylonitrile by EPA Method 8260.

N-Nitrosodiphenylamine decomposes and cannot be separated from Diphenylamine using Method 8270. The result reported for each analyte is a combined concentration.

Pace Analytical is TNI accredited. Contact your Pace PM for the current list of accredited analytes.

TNI - The NELAC Institute.

This report shall not be reproduced, except in full,
without the written consent of Pace Analytical Services, LLC.

Pace Analytical Services, LLC
9800 Kincey Ave. Suite 100
Huntersville, NC 28078
(704)875-9092

QUALITY CONTROL DATA CROSS REFERENCE TABLE

Project: 2020-L1-2448 (8/25)
Pace Project No.: 92492463

Lab ID	Sample ID	QC Batch Method	QC Batch	Analytical Method	Analytical Batch
92492463001	**13937_AC_Rd**	EPA 3010A	562641	EPA 6010D	562665
92492463001	**13937_AC_Rd**	SM 6200B	562431		

This report shall not be reproduced, except in full,
without the written consent of Pace Analytical Services, LLC.

CHAIN-OF-CUSTODY Analytical Request Document

Pace Analytical

Chain-of-Custody is a LEGAL DOCUMENT - Complete all relevent fields

LAB USE ONLY- Affix Workord WO# : 92492463

ALL SHADED 92492463

Company: Apex Companies, LLC	Billing Information:
Address:	
Report To: Andrew Street	Email To: Andrew.Street / Emily.Little
Copy To: AM MK	Site Collection Info/Address: 13937 Asbury Chapel Rd
Customer Project Name/Number:	State: NC County/City: Huntersville Time Zone Collected: [ ] PT [ ] MT [ ] CT [ ] ET
Phone: Email:	Site/Facility ID #: Compliance Monitoring? [ ] Yes [ ] No
Collected By (print): Margaret King	Purchase Order #: Quote #: DW PWS ID #: DW Location Code:
Collected By (signature): Margaret K	Turnaround Date Required: ASAP Immediately Packed on Ice: [✓] Yes [✓] No
Sample Disposal: [ ] Dispose as appropriate [ ] Return [ ] Archive: [ ] Hold:	Rush: [✓] Same Day [✓] Next Day [ ] 2 Day [ ] 3 Day [ ] 4 Day [ ] 5 Day (Expedite Charges Apply) Field Filtered (if applicable): [ ] Yes [ ] No Analysis:

Container Preservative Type **

** Preservative Types: (1) nitric acid, (2) sulfuric acid, (3) hydrochloric acid, (4) sodium hydroxide, (5) zinc acetate, (6) methanol, (7) sodium bisulfate, (8) sodium thiosulfate, (9) hexane, (A) ascorbic acid, (B) ammonium sulfate, (C) ammonium hydroxide, (D) TSP, (U) Unpreserved, (O) Other _____

Lab Project Manager:

* Matrix Codes (Insert in Matrix box below): Drinking Water (DW), Ground Water (GW), Wastewater (WW), Product (P), Soil/Solid (SL), Oil (OL), Wipe (WP), Air (AR), Tissue (TS), Bioassay (B), Vapor (V), Other (OT)

Customer Sample ID	Matrix *	Comp / Grab	Collected (or Composite Start) Date	Collected (or Composite Start) Time	Composite End Date	Composite End Time	Res Cl	# of Ctns	Analyses: SM 6200B VOCs	Lead	MADEP VPH	Lab Sample # / Comments
13937 ACRd	DW	G			8/25/20	1759		8	x	x	x	92492463 001

Lab Profile/Line:

Lab Sample Receipt Checklist:

Custody Seals Present/Intact	Y N NA
Custody Signatures Present	Y N NA
Collector Signature Present	Y N NA
Bottles Intact	Y N NA
Correct Bottles	Y N NA
Sufficient Volume	Y N NA
Samples Received on Ice	Y N NA
VOA - Headspace Acceptable	Y N NA
USDA Regulated Soils	Y N NA
Samples in Holding Time	Y N NA
Residual Chlorine Present	Y N NA
Cl Strips:	
Sample pH Acceptable	Y N NA
pH Strips:	
Sulfide Present	Y N NA
Lead Acetate Strips:	

LAB USE ONLY:
Lab Sample # / Comments:

Customer Remarks / Special Conditions / Possible Hazards:

Type of Ice Used: Wet Blue Dry None

Packing Material Used:

Radchem sample(s) screened (<500 cpm): Y N NA

SHORT HOLDS PRESENT (<72 hours): Y N N/A

Lab Tracking #: 2538835

Samples received via: FEDEX UPS Client Courier Pace Courier

Lab Sample Temperature Info:
Temp Blank Received: Y N NA
Therm ID#: 92T001
Cooler 1 Temp Upon Receipt: 2.5 oC
Cooler 1 Therm Corr. Factor: V oC
Cooler 1 Corrected Temp: 2.5 oC
Comments:

Relinquished by/Company: (Signature)	Date/Time:	Received by/Company: (Signature)	Date/Time:
Margaret King	8/25/20 2100		8/25/20 2100
Relinquished by/Company: (Signature)	Date/Time:	Received by/Company: (Signature)	Date/Time:
Relinquished by/Company: (Signature)	Date/Time:	Received by/Company: (Signature)	Date/Time:

MTJL LAB USE ONLY
Table #:
Acctnum:
Template:
Prelogin:
PM:
PB:

Trip Blank Received: Y N NA
HCL MeOH TSP Other

Non Conformance(s): YES / NO

Page: _____ of: _____

Report of Analysis

Pace Analytical Services, Inc.
9800 Kincey Avenue
Suite 100
Huntersville, NC 28078
Attention: Angela M. Baioni

Project Name: 2020-L1-2448 (8-25)

Project Number: 92492463

Lot Number:**VH26054**

Date Completed:08/27/2020

08/27/2020 11:24 AM
Approved and released by:
Project Manager II: **Cathy S. Dover**

The electronic signature above is the equivalent of a handwritten signature.
This report shall not be reproduced, except in its entirety, without the written approval of Pace Analytical Services, LLC.

Case Narrative
Pace Analytical Services, Inc.
Lot Number: VH26054

This Report of Analysis contains the analytical result(s) for the sample(s) listed on the Sample Summary following this Case Narrative. The sample receiving date is documented in the header information associated with each sample.

All results listed in this report relate only to the samples that are contained within this report.

Sample receipt, sample analysis, and data review have been performed in accordance with the most current approved NELAC standards, the Pace Analytical Services, LLC ("Pace") Quality Assurance Management Plan (QAMP), standard operating procedures (SOPs), and Pace policies. Any exceptions to the NELAC standards, the QAMP, SOPs or policies are qualified on the results page or discussed below.

If you have any questions regarding this report please contact the Pace Project Manager listed on the cover page.

Sample Summary
Pace Analytical Services, Inc.
Lot Number: VH26054
Project Name: 2020-L1-2448 (8-25)
Project Number: 92492463

Sample Number	Sample ID	Matrix	Date Sampled	Date Received
001	13937 AC Rd	Aqueous	08/25/2020 1759	08/26/2020

(1 sample)

Detection Summary

Pace Analytical Services, Inc.

Lot Number: VH26054

Project Name: 2020-L1-2448 (8-25)

Project Number: 92492463

Sample	Sample ID	Matrix	Parameter	Method	Result	Q	Units	Page

(0 detections)

MADEP VPH (aliphatics)

Client: Pace Analytical Services, Inc.
Laboratory ID: VH26054-001
Description: 13937 AC Rd
Matrix: Aqueous
Date Sampled: 08/25/2020 1759
Project Name: 2020-L1-2448 (8-25)
Date Received: 08/26/2020
Project Number: 92492463

Run	Prep Method	Analytical Method	Dilution	Analysis Date	Analyst	Prep Date	Batch
1	VPH	MADEP-VPH-18-2.1	1	08/26/2020 2058	ECB		64818

Parameter	CAS Number	Analytical Method	Result	Q	LOQ	Units	Run
C5 - C8 Aliphatics		MADEP-VPH-18-	ND		75	ug/L	1
C9 - C12 Aliphatics		MADEP-VPH-18-	ND		75	ug/L	1

Surrogate	Q	Run 1 % Recovery	Acceptance Limits
2,5-Dibromotoluene (FID)		100	70-130

LOQ = Limit of Quantitation
ND = Not detected at or above the LOQ
H = Out of holding time
B = Detected in the method blank
N = Recovery is out of criteria
W = Reported on wet weight basis
E = Quantitation of compound exceeded the calibration range
P = The RPD between two GC columns exceeds 40%

Pace Analytical Services, LLC *(formerly Shealy Environmental Services, Inc.)*
106 Vantage Point Drive West Columbia, SC 29172 (803) 791-9700 Fax (803) 791-9111 www.pacelabs.com

MADEP VPH (aromatics)

Client: Pace Analytical Services, Inc. | Laboratory ID: VH26054-001
Description: 13937 AC Rd | Matrix: Aqueous
Date Sampled: 08/25/2020 1759 | Project Name: 2020-L1-2448 (8-25)
Date Received: 08/26/2020 | Project Number: 92492463

Run	Prep Method	Analytical Method	Dilution	Analysis Date	Analyst	Prep Date	Batch
1	VPH	MADEP-VPH-18-2.1	1	08/26/2020 2058	ECB		64819

Parameter	CAS Number	Analytical Method	Result	Q	LOQ	Units	Run
C9 - C10 Aromatics		MADEP-VPH-18-	ND		25	ug/L	1

Surrogate	Q	Run 1 % Recovery	Acceptance Limits
2,5-Dibromotoluene (PID)		101	70-130

LOQ = Limit of Quantitation
ND = Not detected at or above the LOQ
H = Out of holding time
B = Detected in the method blank
N = Recovery is out of criteria
W = Reported on wet weight basis
E = Quantitation of compound exceeded the calibration range
P = The RPD between two GC columns exceeds 40%

Pace Analytical Services, LLC *(formerly Shealy Environmental Services, Inc.)*
106 Vantage Point Drive West Columbia, SC 29172 (803) 791-9700 Fax (803) 791-9111 www.pacelabs.com

QC Summary

MADEP VPH (aliphatics) - MB

Sample ID: VQ64818-001
Batch: 64818
Analytical Method: MADEP-VPH-18-2.1

Matrix: Aqueous
Prep Method: VPH

Parameter	Result	Q	Dil	LOQ	Units	Analysis Date
C5 - C8 Aliphatics	ND		1	75	ug/L	08/26/2020 1121
C9 - C12 Aliphatics	ND		1	75	ug/L	08/26/2020 1121

Surrogate	Q	% Rec	Acceptance Limit
2,5-Dibromotoluene (FID)		99	70-130

LOQ = Limit of Quantitation

ND = Not detected at or above the LOQ

N = Recovery is out of criteria

P = The RPD between two GC columns exceeds 40%

+ = RPD is out of criteria

Note: Calculations are performed before rounding to avoid round-off errors in calculated results

MADEP VPH (aliphatics) - LCS

Sample ID: VQ64818-002
Batch: 64818
Analytical Method: MADEP-VPH-18-2.1

Matrix: Aqueous
Prep Method: VPH

Parameter	Spike Amount (ug/L)	Result (ug/L)	Q	Dil	% Rec	% Rec Limit	Analysis Date
C5 - C8 Aliphatics	150	140		1	90	70-130	08/26/2020 1024
C9 - C12 Aliphatics	180	150		1	86	70-130	08/26/2020 1024

Surrogate	Q	% Rec	Acceptance Limit
2,5-Dibromotoluene (FID)		89	70-130

LOQ = Limit of Quantitation

ND = Not detected at or above the LOQ

N = Recovery is out of criteria

P = The RPD between two GC columns exceeds 40%

+ = RPD is out of criteria

Note: Calculations are performed before rounding to avoid round-off errors in calculated results

MADEP VPH (aliphatics) - LCSD

Sample ID: VQ64818-003
Batch: 64818
Analytical Method: MADEP-VPH-18-2.1

Matrix: Aqueous
Prep Method: VPH

Parameter	Spike Amount (ug/L)	Result (ug/L)	Q	Dil	% Rec	% RPD	% Rec Limit	% RPD Limit	Analysis Date
C5 - C8 Aliphatics	150	140		1	91	1.5	70-130	25	08/26/2020 1053
C9 - C12 Aliphatics	180	150		1	88	3.1	70-130	25	08/26/2020 1053

Surrogate	Q	% Rec	Acceptance Limit
2,5-Dibromotoluene (FID)		88	70-130

LOQ = Limit of Quantitation

ND = Not detected at or above the LOQ

N = Recovery is out of criteria

P = The RPD between two GC columns exceeds 40%

+ = RPD is out of criteria

Note: Calculations are performed before rounding to avoid round-off errors in calculated results

MADEP VPH (aromatics) - MB

Sample ID: VQ64819-001
Batch: 64819
Analytical Method: MADEP-VPH-18-2.1

Matrix: Aqueous
Prep Method: VPH

Parameter	Result	Q	Dil	LOQ	Units	Analysis Date
C9 - C10 Aromatics	ND		1	25	ug/L	08/26/2020 1121

Surrogate	Q	% Rec	Acceptance Limit
2,5-Dibromotoluene (PID)		103	70-130

LOQ = Limit of Quantitation

ND = Not detected at or above the LOQ

N = Recovery is out of criteria

P = The RPD between two GC columns exceeds 40%

+ = RPD is out of criteria

Note: Calculations are performed before rounding to avoid round-off errors in calculated results

MADEP VPH (aromatics) - LCS

Sample ID: VQ64819-002
Batch: 64819
Analytical Method: MADEP-VPH-18-2.1

Matrix: Aqueous
Prep Method: VPH

Parameter	Spike Amount (ug/L)	Result (ug/L)	Q	Dil	% Rec	% Rec Limit	Analysis Date
C9 - C10 Aromatics	25	23		1	92	70-130	08/26/2020 1024

Surrogate	Q	% Rec	Acceptance Limit
2,5-Dibromotoluene (PID)		90	70-130

LOQ = Limit of Quantitation

ND = Not detected at or above the LOQ

N = Recovery is out of criteria

P = The RPD between two GC columns exceeds 40%

+ = RPD is out of criteria

Note: Calculations are performed before rounding to avoid round-off errors in calculated results

MADEP VPH (aromatics) - LCSD

Sample ID: VQ64819-003
Batch: 64819
Analytical Method: MADEP-VPH-18-2.1

Matrix: Aqueous
Prep Method: VPH

Parameter	Spike Amount (ug/L)	Result (ug/L)	Q	Dil	% Rec	% RPD	% Rec Limit	% RPD Limit	Analysis Date
C9 - C10 Aromatics	25	23		1	93	1.3	70-130	25	08/26/2020 1053

Surrogate	Q	% Rec	Acceptance Limit
2,5-Dibromotoluene (PID)		91	70-130

LOQ = Limit of Quantitation

ND = Not detected at or above the LOQ

N = Recovery is out of criteria

P = The RPD between two GC columns exceeds 40%

+ = RPD is out of criteria

Note: Calculations are performed before rounding to avoid round-off errors in calculated results

Chain of Custody

and

Miscellaneous Documents

Internal Transfer Chain of Custody

Pace Analytical
www.pacelabs.com

☐ Samples Pre-Logged into eCOC.

State Of Origin: NC
Cert. Needed: ☑ Yes ☐ No

Workorder: 92492463 **Workorder Name:** 2020-L1-2448 (8/25)

Owner Received Date: 8/25/2020 **Results Requested By:** 8/26/2020

Report To	Subcontract To
Angela Baloni Pace Analytical Charlotte 9800 Kincey Ave. Suite 100 Huntersville, NC 28078 Phone (704)875-9092	Pace Analytical West Columbia 106 Vantage Point Drive West Columbia, SC 29172 Phone (803)791-9700

Requested Analysis: VH26054

Item	Sample ID	Sample Type	Collect Date/Time	Lab ID	Matrix	Preserved Containers: ☒	VPH	CSD	LAB USE ONLY
1	13937 AC Rd	PS	8/25/2020 17:59	92492463001	Water	3	X		
2									
3									
4									
5									

Transfers	Released By	Date/Time	Received By	Date/Time
1	PACE 8-26-2020	9:34	JCM-Pace	8/26/20 0934
2	JCM-Pace 8/26/20	1203		
3				8/26/2020 1203

Comments

Cooler Temperature on Receipt 3.1 °C | Custody Seal Y or N | Received on Ice Y or N | Samples Intact Y or N

****In order to maintain client confidentiality, location/name of the sampling site, sampler's name and signature may not be provided on this COC document.*
This chain of custody is considered complete as is since this information is available in the owner laboratory.

Wednesday, August 26, 2020 8:37:35 AM FMT-ALL-C-002rev.00 24March2009 Page 1 of 1

Shealy Environmental Services, Inc.
Document Number: ME0018C-14

VH26054

eff 1 2018

Sample Receipt Checklist (SRC)

Client: PACE Cooler Inspected by/date: JSH / 08/26/2020 Lot #: CSD

Means of receipt: ☐ SESI ☐ Client ☐ UPS ☐ FedEx ☑ Other: PACE

☐ Yes	☑ No		1. Were custody seals present on the cooler?
☐ Yes	☐ No	☑ NA	2. If custody seals were present, were they intact and unbroken?

pH Strip ID: NA Chlorine Strip ID: NA Tested by: NA

Original temperature upon receipt / Derived (Corrected) temperature upon receipt %Solid Snap-Cup ID: NA

3.1 /3.1 °C NA /NA °C NA /NA °C NA /NA °C

Method: ☐ Temperature Blank ☑ Against Bottles IR Gun ID: 5 IR Gun Correction Factor: 0 °C

Method of coolant: ☑ Wet Ice ☐ Ice Packs ☐ Dry Ice ☐ None

☐ Yes	☐ No	☑ NA	3. If temperature of any cooler exceeded 6.0°C, was Project Manager Notified? PM was Notified by: phone / email / face-to-face (circle one).
☐ Yes	☐ No	☑ NA	4. Is the commercial courier's packing slip attached to this form?
☑ Yes	☐ No		5. Were proper custody procedures (relinquished/received) followed?
☑ Yes	☐ No		6. Were sample IDs listed on the COC?
☑ Yes	☐ No		7. Were sample IDs listed on all sample containers?
☑ Yes	☐ No		8. Was collection date & time listed on the COC?
☑ Yes	☐ No		9. Was collection date & time listed on all sample containers?
☑ Yes	☐ No		10. Did all container label information (ID, date, time) agree with the COC?
☑ Yes	☐ No		11. Were tests to be performed listed on the COC?
☑ Yes	☐ No		12. Did all samples arrive in the proper containers for each test and/or in good condition (unbroken, lids on, etc.)?
☑ Yes	☐ No		13. Was adequate sample volume available?
☑ Yes	☐ No		14. Were all samples received within ½ the holding time or 48 hours, whichever comes first?
☐ Yes	☑ No		15. Were any samples containers missing/excess (circle one) samples Not listed on COC?
☐ Yes	☑ No	☐ NA	16. For VOA and RSK-175 samples, were bubbles present >"pea-size" (¼"or 6mm in diameter) in any of the VOA vials?
☐ Yes	☐ No	☑ NA	17. Were all DRO/metals/nutrient samples received at a pH of < 2?
☐ Yes	☐ No	☑ NA	18. Were all cyanide samples received at a pH > 12 and sulfide samples received at a pH > 9?
☐ Yes	☐ No	☑ NA	19. Were all applicable NH_3/TKN/cyanide/phenol/625 (< 0.5mg/L) samples free of residual chlorine?
☐ Yes	☐ No	☑ NA	20. Were client remarks/requests (i.e. requested dilutions, MS/MSD designations, etc…) correctly transcribed from the COC into the comment section in LIMS?
☐ Yes	☑ No		21. Was the quote number listed on the container label? If yes, Quote # NA

Sample Preservation (Must be completed for any sample(s) incorrectly preserved or with headspace.)

Sample(s) NA were received incorrectly preserved and were adjusted accordingly in sample receiving with NA mL of circle one: H2SO4, HNO3, HCl, NaOH using SR # NA.
Time of preservation NA. If more than one preservative is needed, please note in the comments below.

Sample(s) NA were received with bubbles >6 mm in diameter.

Samples(s) NA were received with TRC > 0.5 mg/L (If #19 is *no*) and were adjusted accordingly in sample receiving with sodium thiosulfate ($Na_2S_2O_3$) with Shealy ID: NA.

SR barcode labels applied by: JSH Date: 08/26/2020

Comments:

Pace Analytical Services, LLC
9800 Kincey Ave. Suite 100
Huntersville, NC 28078
(704)875-9092

August 27, 2020

Andrew Street
Apex Companies - NC
5900 Northwoods Business Pkwy
Suite 5900-0
Charlotte, NC 28269

RE: Project: 2020-L1-2448 (8/25)
Pace Project No.: 92492464

Dear Andrew Street:

Enclosed are the analytical results for sample(s) received by the laboratory on August 25, 2020. The results relate only to the samples included in this report. Results reported herein conform to the applicable TNI/NELAC Standards and the laboratory's Quality Manual, where applicable, unless otherwise noted in the body of the report.

The test results provided in this final report were generated by each of the following laboratories within the Pace Network:

- Pace Analytical Services - Asheville
- Pace Analytical Services - Charlotte

If you have any questions concerning this report, please feel free to contact me.

Sincerely,

Angela M. Baioni

Angela Baioni
angela.baioni@pacelabs.com
(704)875-9092
Project Manager

Enclosures

cc: Stanley Carpenter, Colonial Pipeline
J Culbreath, Colonial Pipeline Company
Robert Hughes, Colonial Pipeline
Margaret King, APEX Companies, LLC
Emily Little, Apex Companies
Jeff Morrison, Colonial Pipeline Company
Tom Naumann, APEX Companies - NC
Joe Nicolette, Montrose-EPS
Christopher Schultz, Apex Companies
Robert A. Shenk, Colonial Pipeline Company
J Tate, Colonial Pipeline Company
Alex Testoff, Montrose-EPS
JM Wyatt, Colonial Pipeline Company

REPORT OF LABORATORY ANALYSIS

This report shall not be reproduced, except in full,
without the written consent of Pace Analytical Services, LLC.

Pace Analytical Services, LLC
9800 Kincey Ave. Suite 100
Huntersville, NC 28078
(704)875-9092

CERTIFICATIONS

Project: 2020-L1-2448 (8/25)
Pace Project No.: 92492464

Pace Analytical Services Charlotte
9800 Kincey Ave. Ste 100, Huntersville, NC 28078
Louisiana/NELAP Certification # LA170028
North Carolina Drinking Water Certification #: 37706
North Carolina Field Services Certification #: 5342
North Carolina Wastewater Certification #: 12
South Carolina Certification #: 99006001
Florida/NELAP Certification #: E87627
Kentucky UST Certification #: 84
Virginia/VELAP Certification #: 460221

Pace Analytical Services Asheville
2225 Riverside Drive, Asheville, NC 28804
Florida/NELAP Certification #: E87648
Massachusetts Certification #: M-NC030
North Carolina Drinking Water Certification #: 37712
North Carolina Wastewater Certification #: 40
South Carolina Certification #: 99030001
Virginia/VELAP Certification #: 460222

This report shall not be reproduced, except in full,
without the written consent of Pace Analytical Services, LLC.

Pace Analytical Services, LLC
9800 Kincey Ave. Suite 100
Huntersville, NC 28078
(704)875-9092

SAMPLE ANALYTE COUNT

Project: 2020-L1-2448 (8/25)
Pace Project No.: 92492464

Lab ID	Sample ID	Method	Analysts	Analytes Reported	Laboratory
92492464001	**14024_Sims_Rd**	EPA 6010D	DS	1	PASI-A
		SM 6200B	PM1	63	PASI-C

PASI-A = Pace Analytical Services - Asheville
PASI-C = Pace Analytical Services - Charlotte

This report shall not be reproduced, except in full,
without the written consent of Pace Analytical Services, LLC.

Pace Analytical Services, LLC
9800 Kincey Ave. Suite 100
Huntersville, NC 28078
(704)875-9092

ANALYTICAL RESULTS

Project: 2020-L1-2448 (8/25)
Pace Project No.: 92492464

Sample: 14024_Sims_Rd **Lab ID: 92492464001** Collected: 08/25/20 09:20 Received: 08/25/20 21:00 Matrix: Water

Parameters	Results	Units	Report Limit	DF	Prepared	Analyzed	CAS No.	Qual
6010 MET ICP	Analytical Method: EPA 6010D Preparation Method: EPA 3010A Pace Analytical Services - Asheville							
Lead	ND	ug/L	5.0	1	08/27/20 01:37	08/27/20 13:08	7439-92-1	
6200B MSV	Analytical Method: SM 6200B Pace Analytical Services - Charlotte							
Benzene	ND	ug/L	0.50	1		08/26/20 10:43	71-43-2	
Bromobenzene	ND	ug/L	0.50	1		08/26/20 10:43	108-86-1	
Bromochloromethane	ND	ug/L	0.50	1		08/26/20 10:43	74-97-5	
Bromodichloromethane	ND	ug/L	0.50	1		08/26/20 10:43	75-27-4	
Bromoform	ND	ug/L	0.50	1		08/26/20 10:43	75-25-2	
Bromomethane	ND	ug/L	5.0	1		08/26/20 10:43	74-83-9	
n-Butylbenzene	ND	ug/L	0.50	1		08/26/20 10:43	104-51-8	
sec-Butylbenzene	ND	ug/L	0.50	1		08/26/20 10:43	135-98-8	
tert-Butylbenzene	ND	ug/L	0.50	1		08/26/20 10:43	98-06-6	
Carbon tetrachloride	ND	ug/L	0.50	1		08/26/20 10:43	56-23-5	
Chlorobenzene	ND	ug/L	0.50	1		08/26/20 10:43	108-90-7	
Chloroethane	ND	ug/L	1.0	1		08/26/20 10:43	75-00-3	
Chloroform	ND	ug/L	0.50	1		08/26/20 10:43	67-66-3	
Chloromethane	ND	ug/L	1.0	1		08/26/20 10:43	74-87-3	
2-Chlorotoluene	ND	ug/L	0.50	1		08/26/20 10:43	95-49-8	
4-Chlorotoluene	ND	ug/L	0.50	1		08/26/20 10:43	106-43-4	
1,2-Dibromo-3-chloropropane	ND	ug/L	1.0	1		08/26/20 10:43	96-12-8	
Dibromochloromethane	ND	ug/L	0.50	1		08/26/20 10:43	124-48-1	
1,2-Dibromoethane (EDB)	ND	ug/L	0.50	1		08/26/20 10:43	106-93-4	
Dibromomethane	ND	ug/L	0.50	1		08/26/20 10:43	74-95-3	
1,2-Dichlorobenzene	ND	ug/L	0.50	1		08/26/20 10:43	95-50-1	
1,3-Dichlorobenzene	ND	ug/L	0.50	1		08/26/20 10:43	541-73-1	
1,4-Dichlorobenzene	ND	ug/L	0.50	1		08/26/20 10:43	106-46-7	
Dichlorodifluoromethane	ND	ug/L	0.50	1		08/26/20 10:43	75-71-8	
1,1-Dichloroethane	ND	ug/L	0.50	1		08/26/20 10:43	75-34-3	
1,2-Dichloroethane	ND	ug/L	0.50	1		08/26/20 10:43	107-06-2	
1,1-Dichloroethene	ND	ug/L	0.50	1		08/26/20 10:43	75-35-4	
cis-1,2-Dichloroethene	ND	ug/L	0.50	1		08/26/20 10:43	156-59-2	
trans-1,2-Dichloroethene	ND	ug/L	0.50	1		08/26/20 10:43	156-60-5	
1,2-Dichloropropane	ND	ug/L	0.50	1		08/26/20 10:43	78-87-5	
1,3-Dichloropropane	ND	ug/L	0.50	1		08/26/20 10:43	142-28-9	
2,2-Dichloropropane	ND	ug/L	0.50	1		08/26/20 10:43	594-20-7	
1,1-Dichloropropene	ND	ug/L	0.50	1		08/26/20 10:43	563-58-6	
cis-1,3-Dichloropropene	ND	ug/L	0.50	1		08/26/20 10:43	10061-01-5	
trans-1,3-Dichloropropene	ND	ug/L	0.50	1		08/26/20 10:43	10061-02-6	
Diisopropyl ether	ND	ug/L	0.50	1		08/26/20 10:43	108-20-3	
Ethylbenzene	ND	ug/L	0.50	1		08/26/20 10:43	100-41-4	
Hexachloro-1,3-butadiene	ND	ug/L	2.0	1		08/26/20 10:43	87-68-3	
Isopropylbenzene (Cumene)	ND	ug/L	0.50	1		08/26/20 10:43	98-82-8	
Methylene Chloride	ND	ug/L	2.0	1		08/26/20 10:43	75-09-2	
Methyl-tert-butyl ether	ND	ug/L	0.50	1		08/26/20 10:43	1634-04-4	
Naphthalene	ND	ug/L	2.0	1		08/26/20 10:43	91-20-3	

REPORT OF LABORATORY ANALYSIS

This report shall not be reproduced, except in full,
without the written consent of Pace Analytical Services, LLC.

Pace Analytical Services, LLC
9800 Kincey Ave. Suite 100
Huntersville, NC 28078
(704)875-9092

ANALYTICAL RESULTS

Project: 2020-L1-2448 (8/25)
Pace Project No.: 92492464

Sample: 14024_Sims_Rd **Lab ID: 92492464001** Collected: 08/25/20 09:20 Received: 08/25/20 21:00 Matrix: Water

Parameters	Results	Units	Report Limit	DF	Prepared	Analyzed	CAS No.	Qual
6200B MSV	Analytical Method: SM 6200B Pace Analytical Services - Charlotte							
n-Propylbenzene	ND	ug/L	0.50	1		08/26/20 10:43	103-65-1	
Styrene	ND	ug/L	0.50	1		08/26/20 10:43	100-42-5	
1,1,1,2-Tetrachloroethane	ND	ug/L	0.50	1		08/26/20 10:43	630-20-6	
1,1,2,2-Tetrachloroethane	ND	ug/L	0.50	1		08/26/20 10:43	79-34-5	
Tetrachloroethene	ND	ug/L	0.50	1		08/26/20 10:43	127-18-4	
Toluene	ND	ug/L	0.50	1		08/26/20 10:43	108-88-3	
1,2,3-Trichlorobenzene	ND	ug/L	2.0	1		08/26/20 10:43	87-61-6	
1,2,4-Trichlorobenzene	ND	ug/L	2.0	1		08/26/20 10:43	120-82-1	
1,1,1-Trichloroethane	ND	ug/L	0.50	1		08/26/20 10:43	71-55-6	
1,1,2-Trichloroethane	ND	ug/L	0.50	1		08/26/20 10:43	79-00-5	
Trichloroethene	ND	ug/L	0.50	1		08/26/20 10:43	79-01-6	
Trichlorofluoromethane	ND	ug/L	1.0	1		08/26/20 10:43	75-69-4	
1,2,3-Trichloropropane	ND	ug/L	0.50	1		08/26/20 10:43	96-18-4	
1,2,4-Trimethylbenzene	ND	ug/L	0.50	1		08/26/20 10:43	95-63-6	
1,3,5-Trimethylbenzene	ND	ug/L	0.50	1		08/26/20 10:43	108-67-8	
Vinyl chloride	ND	ug/L	1.0	1		08/26/20 10:43	75-01-4	
m&p-Xylene	ND	ug/L	1.0	1		08/26/20 10:43	179601-23-1	
o-Xylene	ND	ug/L	0.50	1		08/26/20 10:43	95-47-6	
Surrogates								
1,2-Dichloroethane-d4 (S)	110	%	70-130	1		08/26/20 10:43	17060-07-0	
4-Bromofluorobenzene (S)	96	%	70-130	1		08/26/20 10:43	460-00-4	
Toluene-d8 (S)	99	%	70-130	1		08/26/20 10:43	2037-26-5	

REPORT OF LABORATORY ANALYSIS

This report shall not be reproduced, except in full,
without the written consent of Pace Analytical Services, LLC.

Pace Analytical Services, LLC
9800 Kincey Ave. Suite 100
Huntersville, NC 28078
(704)875-9092

QUALITY CONTROL DATA

Project: 2020-L1-2448 (8/25)
Pace Project No.: 92492464

QC Batch: 562641
QC Batch Method: EPA 3010A
Analysis Method: EPA 6010D
Analysis Description: 6010 MET
Laboratory: Pace Analytical Services - Asheville
Associated Lab Samples: 92492464001

METHOD BLANK: 2984018 Matrix: Water
Associated Lab Samples: 92492464001

Parameter	Units	Blank Result	Reporting Limit	Analyzed	Qualifiers
Lead	ug/L	ND	5.0	08/27/20 09:00	

LABORATORY CONTROL SAMPLE: 2984019

Parameter	Units	Spike Conc.	LCS Result	LCS % Rec	% Rec Limits	Qualifiers
Lead	ug/L	500	508	102	80-120	

MATRIX SPIKE & MATRIX SPIKE DUPLICATE: 2984020 2984021

Parameter	Units	92492460001 Result	MS Spike Conc.	MSD Spike Conc.	MS Result	MSD Result	MS % Rec	MSD % Rec	% Rec Limits	RPD	Qual
Lead	ug/L	ND	500	500	487	490	97	98	75-125	1	

Results presented on this page are in the units indicated by the "Units" column except where an alternate unit is presented to the right of the result.

REPORT OF LABORATORY ANALYSIS

This report shall not be reproduced, except in full,
without the written consent of Pace Analytical Services, LLC.

Pace Analytical Services, LLC
9800 Kincey Ave. Suite 100
Huntersville, NC 28078
(704)875-9092

QUALITY CONTROL DATA

Project: 2020-L1-2448 (8/25)
Pace Project No.: 92492464

QC Batch: 562431
QC Batch Method: SM 6200B
Analysis Method: SM 6200B
Analysis Description: 6200B MSV
Laboratory: Pace Analytical Services - Charlotte

Associated Lab Samples: 92492464001

METHOD BLANK: 2982792 Matrix: Water
Associated Lab Samples: 92492464001

Parameter	Units	Blank Result	Reporting Limit	Analyzed	Qualifiers
1,1,1,2-Tetrachloroethane	ug/L	ND	0.50	08/26/20 02:53	
1,1,1-Trichloroethane	ug/L	ND	0.50	08/26/20 02:53	
1,1,2,2-Tetrachloroethane	ug/L	ND	0.50	08/26/20 02:53	
1,1,2-Trichloroethane	ug/L	ND	0.50	08/26/20 02:53	
1,1-Dichloroethane	ug/L	ND	0.50	08/26/20 02:53	
1,1-Dichloroethene	ug/L	ND	0.50	08/26/20 02:53	
1,1-Dichloropropene	ug/L	ND	0.50	08/26/20 02:53	
1,2,3-Trichlorobenzene	ug/L	ND	2.0	08/26/20 02:53	
1,2,3-Trichloropropane	ug/L	ND	0.50	08/26/20 02:53	
1,2,4-Trichlorobenzene	ug/L	ND	2.0	08/26/20 02:53	
1,2,4-Trimethylbenzene	ug/L	ND	0.50	08/26/20 02:53	
1,2-Dibromo-3-chloropropane	ug/L	ND	1.0	08/26/20 02:53	
1,2-Dibromoethane (EDB)	ug/L	ND	0.50	08/26/20 02:53	
1,2-Dichlorobenzene	ug/L	ND	0.50	08/26/20 02:53	
1,2-Dichloroethane	ug/L	ND	0.50	08/26/20 02:53	
1,2-Dichloropropane	ug/L	ND	0.50	08/26/20 02:53	
1,3,5-Trimethylbenzene	ug/L	ND	0.50	08/26/20 02:53	
1,3-Dichlorobenzene	ug/L	ND	0.50	08/26/20 02:53	
1,3-Dichloropropane	ug/L	ND	0.50	08/26/20 02:53	
1,4-Dichlorobenzene	ug/L	ND	0.50	08/26/20 02:53	
2,2-Dichloropropane	ug/L	ND	0.50	08/26/20 02:53	
2-Chlorotoluene	ug/L	ND	0.50	08/26/20 02:53	
4-Chlorotoluene	ug/L	ND	0.50	08/26/20 02:53	
Benzene	ug/L	ND	0.50	08/26/20 02:53	
Bromobenzene	ug/L	ND	0.50	08/26/20 02:53	
Bromochloromethane	ug/L	ND	0.50	08/26/20 02:53	
Bromodichloromethane	ug/L	ND	0.50	08/26/20 02:53	
Bromoform	ug/L	ND	0.50	08/26/20 02:53	
Bromomethane	ug/L	ND	5.0	08/26/20 02:53	
Carbon tetrachloride	ug/L	ND	0.50	08/26/20 02:53	
Chlorobenzene	ug/L	ND	0.50	08/26/20 02:53	
Chloroethane	ug/L	ND	1.0	08/26/20 02:53	
Chloroform	ug/L	ND	0.50	08/26/20 02:53	
Chloromethane	ug/L	ND	1.0	08/26/20 02:53	
cis-1,2-Dichloroethene	ug/L	ND	0.50	08/26/20 02:53	
cis-1,3-Dichloropropene	ug/L	ND	0.50	08/26/20 02:53	
Dibromochloromethane	ug/L	ND	0.50	08/26/20 02:53	
Dibromomethane	ug/L	ND	0.50	08/26/20 02:53	
Dichlorodifluoromethane	ug/L	ND	0.50	08/26/20 02:53	
Diisopropyl ether	ug/L	ND	0.50	08/26/20 02:53	

Results presented on this page are in the units indicated by the "Units" column except where an alternate unit is presented to the right of the result.

REPORT OF LABORATORY ANALYSIS

This report shall not be reproduced, except in full,
without the written consent of Pace Analytical Services, LLC.

Pace Analytical Services, LLC
9800 Kincey Ave. Suite 100
Huntersville, NC 28078
(704)875-9092

QUALITY CONTROL DATA

Project: 2020-L1-2448 (8/25)
Pace Project No.: 92492464

METHOD BLANK: 2982792 Matrix: Water
Associated Lab Samples: 92492464001

Parameter	Units	Blank Result	Reporting Limit	Analyzed	Qualifiers
Ethylbenzene	ug/L	ND	0.50	08/26/20 02:53	
Hexachloro-1,3-butadiene	ug/L	ND	2.0	08/26/20 02:53	
Isopropylbenzene (Cumene)	ug/L	ND	0.50	08/26/20 02:53	
m&p-Xylene	ug/L	ND	1.0	08/26/20 02:53	
Methyl-tert-butyl ether	ug/L	ND	0.50	08/26/20 02:53	
Methylene Chloride	ug/L	ND	2.0	08/26/20 02:53	
n-Butylbenzene	ug/L	ND	0.50	08/26/20 02:53	
n-Propylbenzene	ug/L	ND	0.50	08/26/20 02:53	
Naphthalene	ug/L	ND	2.0	08/26/20 02:53	
o-Xylene	ug/L	ND	0.50	08/26/20 02:53	
sec-Butylbenzene	ug/L	ND	0.50	08/26/20 02:53	
Styrene	ug/L	ND	0.50	08/26/20 02:53	
tert-Butylbenzene	ug/L	ND	0.50	08/26/20 02:53	
Tetrachloroethene	ug/L	ND	0.50	08/26/20 02:53	
Toluene	ug/L	ND	0.50	08/26/20 02:53	
trans-1,2-Dichloroethene	ug/L	ND	0.50	08/26/20 02:53	
trans-1,3-Dichloropropene	ug/L	ND	0.50	08/26/20 02:53	
Trichloroethene	ug/L	ND	0.50	08/26/20 02:53	
Trichlorofluoromethane	ug/L	ND	1.0	08/26/20 02:53	
Vinyl chloride	ug/L	ND	1.0	08/26/20 02:53	
1,2-Dichloroethane-d4 (S)	%	108	70-130	08/26/20 02:53	
4-Bromofluorobenzene (S)	%	96	70-130	08/26/20 02:53	
Toluene-d8 (S)	%	98	70-130	08/26/20 02:53	

LABORATORY CONTROL SAMPLE: 2982793

Parameter	Units	Spike Conc.	LCS Result	LCS % Rec	% Rec Limits	Qualifiers
1,1,1,2-Tetrachloroethane	ug/L	50	49.1	98	60-140	
1,1,1-Trichloroethane	ug/L	50	48.3	97	60-140	
1,1,2,2-Tetrachloroethane	ug/L	50	53.8	108	60-140	
1,1,2-Trichloroethane	ug/L	50	54.5	109	60-140	
1,1-Dichloroethane	ug/L	50	53.5	107	60-140	
1,1-Dichloroethene	ug/L	50	55.2	110	60-140	
1,1-Dichloropropene	ug/L	50	48.0	96	60-140	
1,2,3-Trichlorobenzene	ug/L	50	51.1	102	60-140	
1,2,3-Trichloropropane	ug/L	50	61.4	123	60-140	
1,2,4-Trichlorobenzene	ug/L	50	53.0	106	60-140	
1,2,4-Trimethylbenzene	ug/L	50	49.9	100	60-140	
1,2-Dibromo-3-chloropropane	ug/L	50	50.8	102	60-140	
1,2-Dibromoethane (EDB)	ug/L	50	49.5	99	60-140	
1,2-Dichlorobenzene	ug/L	50	52.5	105	60-140	
1,2-Dichloroethane	ug/L	50	47.8	96	60-140	
1,2-Dichloropropane	ug/L	50	52.4	105	60-140	
1,3,5-Trimethylbenzene	ug/L	50	50.5	101	60-140	

Results presented on this page are in the units indicated by the "Units" column except where an alternate unit is presented to the right of the result.

REPORT OF LABORATORY ANALYSIS

This report shall not be reproduced, except in full,
without the written consent of Pace Analytical Services, LLC.

Pace Analytical Services, LLC
9800 Kincey Ave. Suite 100
Huntersville, NC 28078
(704)875-9092

QUALITY CONTROL DATA

Project: 2020-L1-2448 (8/25)
Pace Project No.: 92492464

LABORATORY CONTROL SAMPLE: 2982793

Parameter	Units	Spike Conc.	LCS Result	LCS % Rec	% Rec Limits	Qualifiers
1,3-Dichlorobenzene	ug/L	50	52.0	104	60-140	
1,3-Dichloropropane	ug/L	50	53.3	107	60-140	
1,4-Dichlorobenzene	ug/L	50	49.8	100	60-140	
2,2-Dichloropropane	ug/L	50	44.1	88	60-140	
2-Chlorotoluene	ug/L	50	53.9	108	60-140	
4-Chlorotoluene	ug/L	50	53.0	106	60-140	
Benzene	ug/L	50	54.5	109	60-140	
Bromobenzene	ug/L	50	51.2	102	60-140	
Bromochloromethane	ug/L	50	53.2	106	60-140	
Bromodichloromethane	ug/L	50	49.9	100	60-140	
Bromoform	ug/L	50	50.2	100	60-140	
Bromomethane	ug/L	50	41.8	84	60-140	
Carbon tetrachloride	ug/L	50	48.3	97	60-140	
Chlorobenzene	ug/L	50	53.5	107	60-140	
Chloroethane	ug/L	50	42.0	84	60-140	
Chloroform	ug/L	50	52.4	105	60-140	
Chloromethane	ug/L	50	40.7	81	60-140	
cis-1,2-Dichloroethene	ug/L	50	53.8	108	60-140	
cis-1,3-Dichloropropene	ug/L	50	52.5	105	60-140	
Dibromochloromethane	ug/L	50	47.9	96	60-140	
Dibromomethane	ug/L	50	55.8	112	60-140	
Dichlorodifluoromethane	ug/L	50	43.2	86	60-140	
Diisopropyl ether	ug/L	50	49.1	98	60-140	
Ethylbenzene	ug/L	50	52.9	106	60-140	
Hexachloro-1,3-butadiene	ug/L	50	53.8	108	60-140	
Isopropylbenzene (Cumene)	ug/L	50	51.6	103	60-140	
m&p-Xylene	ug/L	100	108	108	60-140	
Methyl-tert-butyl ether	ug/L	50	48.8	98	60-140	
Methylene Chloride	ug/L	50	49.3	99	60-140	
n-Butylbenzene	ug/L	50	50.4	101	60-140	
n-Propylbenzene	ug/L	50	51.1	102	60-140	
Naphthalene	ug/L	50	48.6	97	60-140	
o-Xylene	ug/L	50	52.0	104	60-140	
sec-Butylbenzene	ug/L	50	49.2	98	60-140	
Styrene	ug/L	50	54.0	108	60-140	
tert-Butylbenzene	ug/L	50	38.8	78	60-140	
Tetrachloroethene	ug/L	50	52.4	105	60-140	
Toluene	ug/L	50	53.8	108	60-140	
trans-1,2-Dichloroethene	ug/L	50	54.1	108	60-140	
trans-1,3-Dichloropropene	ug/L	50	52.1	104	60-140	
Trichloroethene	ug/L	50	48.8	98	60-140	
Trichlorofluoromethane	ug/L	50	52.5	105	60-140	
Vinyl chloride	ug/L	50	45.8	92	60-140	
1,2-Dichloroethane-d4 (S)	%			94	70-130	
4-Bromofluorobenzene (S)	%			101	70-130	
Toluene-d8 (S)	%			103	70-130	

Results presented on this page are in the units indicated by the "Units" column except where an alternate unit is presented to the right of the result.

REPORT OF LABORATORY ANALYSIS

This report shall not be reproduced, except in full,
without the written consent of Pace Analytical Services, LLC.

Pace Analytical Services, LLC
9800 Kincey Ave. Suite 100
Huntersville, NC 28078
(704)875-9092

QUALITY CONTROL DATA

Project: 2020-L1-2448 (8/25)
Pace Project No.: 92492464

MATRIX SPIKE & MATRIX SPIKE DUPLICATE: 2982794 2982795

Parameter	Units	92492468001 Result	MS Spike Conc.	MSD Spike Conc.	MS Result	MSD Result	MS % Rec	MSD % Rec	% Rec Limits	RPD	Qual
1,1,1,2-Tetrachloroethane	ug/L	ND	20	20	21.4	20.7	107	103	60-140	4	
1,1,1-Trichloroethane	ug/L	ND	20	20	22.5	22.9	113	115	60-140	2	
1,1,2,2-Tetrachloroethane	ug/L	ND	20	20	20.9	20.9	105	104	60-140	0	
1,1,2-Trichloroethane	ug/L	ND	20	20	21.8	21.6	109	108	60-140	1	
1,1-Dichloroethane	ug/L	ND	20	20	24.0	23.2	120	116	60-140	3	
1,1-Dichloroethene	ug/L	ND	20	20	24.9	24.9	124	125	60-140	0	
1,1-Dichloropropene	ug/L	ND	20	20	24.0	24.1	120	120	60-140	0	
1,2,3-Trichlorobenzene	ug/L	ND	20	20	21.1	21.1	105	105	60-140	0	
1,2,3-Trichloropropane	ug/L	ND	20	20	24.2	23.7	121	119	60-140	2	
1,2,4-Trichlorobenzene	ug/L	ND	20	20	21.8	21.2	109	106	60-140	3	
1,2,4-Trimethylbenzene	ug/L	ND	20	20	21.7	21.4	108	107	60-140	1	
1,2-Dibromo-3-chloropropane	ug/L	ND	20	20	20.0	19.2	100	96	60-140	4	
1,2-Dibromoethane (EDB)	ug/L	ND	20	20	21.5	21.0	107	105	60-140	2	
1,2-Dichlorobenzene	ug/L	ND	20	20	21.9	21.4	109	107	60-140	2	
1,2-Dichloroethane	ug/L	ND	20	20	21.6	21.1	108	105	60-140	3	
1,2-Dichloropropane	ug/L	ND	20	20	23.4	22.0	117	110	60-140	6	
1,3,5-Trimethylbenzene	ug/L	ND	20	20	22.7	21.6	114	108	60-140	5	
1,3-Dichlorobenzene	ug/L	ND	20	20	22.0	21.1	110	105	60-140	4	
1,3-Dichloropropane	ug/L	ND	20	20	23.9	23.2	119	116	60-140	3	
1,4-Dichlorobenzene	ug/L	ND	20	20	22.4	21.3	112	107	60-140	5	
2,2-Dichloropropane	ug/L	ND	20	20	22.8	22.2	114	111	60-140	3	
2-Chlorotoluene	ug/L	ND	20	20	23.3	23.2	116	116	60-140	1	
4-Chlorotoluene	ug/L	ND	20	20	22.7	22.6	114	113	60-140	1	
Benzene	ug/L	ND	20	20	23.9	24.0	120	120	60-140	0	
Bromobenzene	ug/L	ND	20	20	21.9	21.1	109	106	60-140	3	
Bromochloromethane	ug/L	ND	20	20	21.2	21.3	106	107	60-140	0	
Bromodichloromethane	ug/L	ND	20	20	20.7	20.3	103	101	60-140	2	
Bromoform	ug/L	ND	20	20	18.7	18.5	93	93	60-140	1	
Bromomethane	ug/L	ND	20	20	23.7	21.9	119	109	60-140	8	
Carbon tetrachloride	ug/L	ND	20	20	21.9	21.7	109	108	60-140	1	
Chlorobenzene	ug/L	ND	20	20	22.7	21.9	113	110	60-140	3	
Chloroethane	ug/L	ND	20	20	25.1	24.3	125	122	60-140	3	
Chloroform	ug/L	1.5	20	20	24.3	24.4	114	114	60-140	0	
Chloromethane	ug/L	ND	20	20	17.3	17.1	87	85	60-140	1	
cis-1,2-Dichloroethene	ug/L	ND	20	20	23.1	23.2	116	116	60-140	0	
cis-1,3-Dichloropropene	ug/L	ND	20	20	22.5	22.2	113	111	60-140	1	
Dibromochloromethane	ug/L	ND	20	20	19.8	19.1	99	96	60-140	4	
Dibromomethane	ug/L	ND	20	20	22.4	22.3	112	112	60-140	0	
Dichlorodifluoromethane	ug/L	ND	20	20	18.1	16.9	91	84	60-140	7	
Diisopropyl ether	ug/L	ND	20	20	21.5	21.6	108	108	60-140	0	
Ethylbenzene	ug/L	ND	20	20	23.0	22.9	115	114	60-140	0	
Hexachloro-1,3-butadiene	ug/L	ND	20	20	23.1	24.0	115	120	60-140	4	
Isopropylbenzene (Cumene)	ug/L	ND	20	20	22.8	22.2	114	111	60-140	3	
m&p-Xylene	ug/L	ND	40	40	47.0	46.4	118	116	60-140	1	
Methyl-tert-butyl ether	ug/L	ND	20	20	22.7	22.1	113	110	60-140	3	
Methylene Chloride	ug/L	ND	20	20	20.6	20.8	103	104	60-140	1	

Results presented on this page are in the units indicated by the "Units" column except where an alternate unit is presented to the right of the result.

REPORT OF LABORATORY ANALYSIS

This report shall not be reproduced, except in full,
without the written consent of Pace Analytical Services, LLC.

Pace Analytical Services, LLC
9800 Kincey Ave. Suite 100
Huntersville, NC 28078
(704)875-9092

QUALITY CONTROL DATA

Project: 2020-L1-2448 (8/25)
Pace Project No.: 92492464

MATRIX SPIKE & MATRIX SPIKE DUPLICATE: 2982794 2982795

Parameter	Units	92492468001 Result	MS Spike Conc.	MSD Spike Conc.	MS Result	MSD Result	MS % Rec	MSD % Rec	% Rec Limits	RPD	Qual
n-Butylbenzene	ug/L	ND	20	20	22.9	22.4	115	112	60-140	2	
n-Propylbenzene	ug/L	ND	20	20	23.4	23.1	117	115	60-140	1	
Naphthalene	ug/L	ND	20	20	20.1	20.0	100	100	60-140	0	
o-Xylene	ug/L	ND	20	20	22.5	22.0	113	110	60-140	2	
sec-Butylbenzene	ug/L	ND	20	20	22.8	22.4	114	112	60-140	2	
Styrene	ug/L	ND	20	20	22.3	21.9	111	109	60-140	2	
tert-Butylbenzene	ug/L	ND	20	20	17.4	17.1	87	85	60-140	2	
Tetrachloroethene	ug/L	ND	20	20	24.0	23.7	120	118	60-140	1	
Toluene	ug/L	ND	20	20	22.3	22.3	112	112	60-140	0	
trans-1,2-Dichloroethene	ug/L	ND	20	20	23.9	23.9	120	119	60-140	0	
trans-1,3-Dichloropropene	ug/L	ND	20	20	21.2	21.2	106	106	60-140	0	
Trichloroethene	ug/L	ND	20	20	21.7	22.1	108	110	60-140	2	
Trichlorofluoromethane	ug/L	ND	20	20	23.3	23.4	116	117	60-140	0	
Vinyl chloride	ug/L	ND	20	20	19.9	19.3	99	96	60-140	3	
1,2-Dichloroethane-d4 (S)	%						109	109	70-130		
4-Bromofluorobenzene (S)	%						95	96	70-130		
Toluene-d8 (S)	%						99	99	70-130		

Results presented on this page are in the units indicated by the "Units" column except where an alternate unit is presented to the right of the result.

REPORT OF LABORATORY ANALYSIS

This report shall not be reproduced, except in full,
without the written consent of Pace Analytical Services, LLC.

Pace Analytical Services, LLC
9800 Kincey Ave. Suite 100
Huntersville, NC 28078
(704)875-9092

QUALIFIERS

Project: 2020-L1-2448 (8/25)
Pace Project No.: 92492464

DEFINITIONS

DF - Dilution Factor, if reported, represents the factor applied to the reported data due to dilution of the sample aliquot.

ND - Not Detected at or above adjusted reporting limit.

TNTC - Too Numerous To Count

J - Estimated concentration above the adjusted method detection limit and below the adjusted reporting limit.

MDL - Adjusted Method Detection Limit.

PQL - Practical Quantitation Limit.

RL - Reporting Limit - The lowest concentration value that meets project requirements for quantitative data with known precision and bias for a specific analyte in a specific matrix.

S - Surrogate

1,2-Diphenylhydrazine decomposes to and cannot be separated from Azobenzene using Method 8270. The result for each analyte is a combined concentration.

Consistent with EPA guidelines, unrounded data are displayed and have been used to calculate % recovery and RPD values.

LCS(D) - Laboratory Control Sample (Duplicate)

MS(D) - Matrix Spike (Duplicate)

DUP - Sample Duplicate

RPD - Relative Percent Difference

NC - Not Calculable.

SG - Silica Gel - Clean-Up

U - Indicates the compound was analyzed for, but not detected.

Acid preservation may not be appropriate for 2 Chloroethylvinyl ether.

A separate vial preserved to a pH of 4-5 is recommended in SW846 Chapter 4 for the analysis of Acrolein and Acrylonitrile by EPA Method 8260.

N-Nitrosodiphenylamine decomposes and cannot be separated from Diphenylamine using Method 8270. The result reported for each analyte is a combined concentration.

Pace Analytical is TNI accredited. Contact your Pace PM for the current list of accredited analytes.

TNI - The NELAC Institute.

This report shall not be reproduced, except in full,
without the written consent of Pace Analytical Services, LLC.

Pace Analytical Services, LLC
9800 Kincey Ave. Suite 100
Huntersville, NC 28078
(704)875-9092

QUALITY CONTROL DATA CROSS REFERENCE TABLE

Project: 2020-L1-2448 (8/25)
Pace Project No.: 92492464

Lab ID	Sample ID	QC Batch Method	QC Batch	Analytical Method	Analytical Batch
92492464001	**14024_Sims_Rd**	EPA 3010A	562641	EPA 6010D	562665
92492464001	**14024_Sims_Rd**	SM 6200B	562431		

This report shall not be reproduced, except in full,
without the written consent of Pace Analytical Services, LLC.

WO# : 92492464

92492464

CHAIN-OF-CUSTODY Analytical Request Document

Pace Analytical

Chain-of-Custody is a LEGAL DOCUMENT - Complete all relevent fields

LAB USE ONLY- Affix Workorde

ALL SHADED

Company: Apex Companies, LLC	Billing Information:
Address:	
Report To: Andrew Street	Email To: Andrew Street / Emily Little
Copy To:	Site Collection Info/Address: 14024 Sims Rd
Customer Project Name/Number: 2020-LI-2448	State: NC County/City: Huntersville Time Zone Collected: [ ] PT [ ] MT [ ] CT [ ] ET
Phone: / Email:	Site/Facility ID #:
Collected By (print): Margaret King	Purchase Order #: / Quote #:
Collected By (signature):	Turnaround Date Required: ASAP
Sample Disposal: [ ] Dispose as appropriate [ ] Return [ ] Archive: _____ [ ] Hold: _____	Rush: [✓] Same Day [✓] Next Day [ ] 2 Day [ ] 3 Day [ ] 4 Day [ ] 5 Day (Expedite Charges Apply)

Compliance Monitoring? [ ] Yes [ ] No

DW PWS ID #: / DW Location Code:

Immediately Packed on Ice: [✓] Yes [ ] No

Field Filtered (if applicable): [ ] Yes [ ] No

Analysis: _____

* Matrix Codes (Insert in Matrix box below): Drinking Water (DW), Ground Water (GW), Wastewater (WW), Product (P), Soil/Solid (SL), Oil (OL), Wipe (WP), Air (AR), Tissue (TS), Bioassay (B), Vapor (V), Other (OT)

** Preservative Types: (1) nitric acid, (2) sulfuric acid, (3) hydrochloric acid, (4) sodium hydroxide, (5) zinc acetate, (6) methanol, (7) sodium bisulfate, (8) sodium thiosulfate, (9) hexane, (A) ascorbic acid, (B) ammonium sulfate, (C) ammonium hydroxide, (D) TSP, (U) Unpreserved, (O) Other _____

Customer Sample ID	Matrix *	Comp / Grab	Collected (or Composite Start) Date	Collected (or Composite Start) Time	Composite End Date	Composite End Time	Res Cl	# of Ctns	Container Preservative Type **	Analyses: SM 6200 B VOCs	Analyses: Lead	Analyses: MADEP VPH	Lab Sample # / Comments
14024 Sims Rd	DW	G			8-25-20	0920		4		X	X	X	92492464 001

Lab Project Manager:

Lab Profile/Line:

Lab Sample Receipt Checklist:

Custody Seals Present/Intact	Y N NA
Custody Signatures Present	Y N NA
Collector Signature Present	Y N NA
Bottles Intact	Y N NA
Correct Bottles	Y N NA
Sufficient Volume	Y N NA
Samples Received on Ice	Y N NA
VOA - Headspace Acceptable	Y N NA
USDA Regulated Soils	Y N NA
Samples in Holding Time	Y N NA
Residual Chlorine Present	Y N NA
Cl Strips: _____	
Sample pH Acceptable	Y N NA
pH Strips: _____	
Sulfide Present	Y N NA
Lead Acetate Strips: _____	

LAB USE ONLY:
Lab Sample # / Comments:

Customer Remarks / Special Conditions / Possible Hazards:

Type of Ice Used: Wet Blue Dry None

Packing Material Used:

Radchem sample(s) screened (<500 cpm): Y N NA

SHORT HOLDS PRESENT (<72 hours): Y N N/A

Lab Tracking #: 2538843

Samples received via: FEDEX UPS Client Courier Pace Courier

Lab Sample Temperature Info:
Temp Blank Received: Y N NA
Therm ID#: 92TD61
Cooler 1 Temp Upon Receipt: 2.5 oC
Cooler 1 Therm Corr. Factor: 1 oC
Cooler 1 Corrected Temp: 2.5 oC
Comments:

Relinquished by/Company: (Signature)	Date/Time:	Received by/Company: (Signature)	Date/Time:
	8/25/20 2100		8/25/20 2100
Relinquished by/Company: (Signature)	Date/Time:	Received by/Company: (Signature)	Date/Time:
Relinquished by/Company: (Signature)	Date/Time:	Received by/Company: (Signature)	Date/Time:

MTJL LAB USE ONLY
Table #:
Acctnum:
Template:
Prelogin:
PM:
PB:

Trip Blank Received: Y N NA
HCL MeOH TSP Other

Non Conformance(s): YES / NO

Page: _____ of: _____

Report of Analysis

Pace Analytical Services, Inc.
9800 Kincey Avenue
Suite 100
Huntersville, NC 28078
Attention: Angela M. Baioni

Project Name: 2020-L1-2448 (8-25)

Project Number: 92492464

Lot Number:**VH26053**

Date Completed:08/27/2020

08/27/2020 11:24 AM
Approved and released by:
Project Manager II: **Cathy S. Dover**

The electronic signature above is the equivalent of a handwritten signature.
This report shall not be reproduced, except in its entirety, without the written approval of Pace Analytical Services, LLC.

Case Narrative
Pace Analytical Services, Inc.
Lot Number: VH26053

This Report of Analysis contains the analytical result(s) for the sample(s) listed on the Sample Summary following this Case Narrative. The sample receiving date is documented in the header information associated with each sample.

All results listed in this report relate only to the samples that are contained within this report.

Sample receipt, sample analysis, and data review have been performed in accordance with the most current approved NELAC standards, the Pace Analytical Services, LLC ("Pace") Quality Assurance Management Plan (QAMP), standard operating procedures (SOPs), and Pace policies. Any exceptions to the NELAC standards, the QAMP, SOPs or policies are qualified on the results page or discussed below.

If you have any questions regarding this report please contact the Pace Project Manager listed on the cover page.

Sample Summary
Pace Analytical Services, Inc.
Lot Number: VH26053
Project Name: 2020-L1-2448 (8-25)
Project Number: 92492464

Sample Number	Sample ID	Matrix	Date Sampled	Date Received
001	14024 Sims Rd	Aqueous	08/25/2020 0920	08/26/2020

(1 sample)

Detection Summary

Pace Analytical Services, Inc.

Lot Number: VH26053

Project Name: 2020-L1-2448 (8-25)

Project Number: 92492464

Sample	Sample ID	Matrix	Parameter	Method	Result	Q	Units	Page

(0 detections)

MADEP VPH (aliphatics)

Client: Pace Analytical Services, Inc. | Laboratory ID: VH26053-001
Description: 14024 Sims Rd | Matrix: Aqueous
Date Sampled: 08/25/2020 0920 | Project Name: 2020-L1-2448 (8-25)
Date Received: 08/26/2020 | Project Number: 92492464

Run	Prep Method	Analytical Method	Dilution	Analysis Date	Analyst	Prep Date	Batch
1	VPH	MADEP-VPH-18-2.1	1	08/26/2020 2029	ECB		64818

Parameter	CAS Number	Analytical Method	Result	Q	LOQ	Units	Run
C5 - C8 Aliphatics		MADEP-VPH-18-	ND		75	ug/L	1
C9 - C12 Aliphatics		MADEP-VPH-18-	ND		75	ug/L	1

Surrogate	Q	Run 1 % Recovery	Acceptance Limits
2,5-Dibromotoluene (FID)		102	70-130

LOQ = Limit of Quantitation
ND = Not detected at or above the LOQ
H = Out of holding time
B = Detected in the method blank
N = Recovery is out of criteria
W = Reported on wet weight basis
E = Quantitation of compound exceeded the calibration range
P = The RPD between two GC columns exceeds 40%

Pace Analytical Services, LLC *(formerly Shealy Environmental Services, Inc.)*
106 Vantage Point Drive West Columbia, SC 29172 (803) 791-9700 Fax (803) 791-9111 www.pacelabs.com

MADEP VPH (aromatics)

Client: Pace Analytical Services, Inc.			Laboratory ID: VH26053-001
Description: 14024 Sims Rd			Matrix: Aqueous
Date Sampled: 08/25/2020 0920	Project Name: 2020-L1-2448 (8-25)		
Date Received: 08/26/2020	Project Number: 92492464		

Run	Prep Method	Analytical Method	Dilution	Analysis Date	Analyst	Prep Date	Batch
1	VPH	MADEP-VPH-18-2.1	1	08/26/2020 2029	ECB		64819

Parameter	CAS Number	Analytical Method	Result	Q	LOQ	Units	Run
C9 - C10 Aromatics		MADEP-VPH-18-	ND		25	ug/L	1

Surrogate	Q	Run 1 % Recovery	Acceptance Limits
2,5-Dibromotoluene (PID)		101	70-130

LOQ = Limit of Quantitation
ND = Not detected at or above the LOQ
H = Out of holding time
B = Detected in the method blank
N = Recovery is out of criteria
W = Reported on wet weight basis
E = Quantitation of compound exceeded the calibration range
P = The RPD between two GC columns exceeds 40%

Pace Analytical Services, LLC *(formerly Shealy Environmental Services, Inc.)*
106 Vantage Point Drive West Columbia, SC 29172 (803) 791-9700 Fax (803) 791-9111 www.pacelabs.com

QC Summary

MADEP VPH (aliphatics) - MB

Sample ID: VQ64818-001
Batch: 64818
Analytical Method: MADEP-VPH-18-2.1

Matrix: Aqueous
Prep Method: VPH

Parameter	Result	Q	Dil	LOQ	Units	Analysis Date
C5 - C8 Aliphatics	ND		1	75	ug/L	08/26/2020 1121
C9 - C12 Aliphatics	ND		1	75	ug/L	08/26/2020 1121

Surrogate	Q	% Rec	Acceptance Limit
2,5-Dibromotoluene (FID)		99	70-130

LOQ = Limit of Quantitation

ND = Not detected at or above the LOQ

N = Recovery is out of criteria

P = The RPD between two GC columns exceeds 40%

+ = RPD is out of criteria

Note: Calculations are performed before rounding to avoid round-off errors in calculated results

MADEP VPH (aliphatics) - LCS

Sample ID: VQ64818-002
Batch: 64818
Analytical Method: MADEP-VPH-18-2.1

Matrix: Aqueous
Prep Method: VPH

Parameter	Spike Amount (ug/L)	Result (ug/L)	Q	Dil	% Rec	% Rec Limit	Analysis Date
C5 - C8 Aliphatics	150	140		1	90	70-130	08/26/2020 1024
C9 - C12 Aliphatics	180	150		1	86	70-130	08/26/2020 1024

Surrogate	Q	% Rec	Acceptance Limit
2,5-Dibromotoluene (FID)		89	70-130

LOQ = Limit of Quantitation

ND = Not detected at or above the LOQ

N = Recovery is out of criteria

P = The RPD between two GC columns exceeds 40%

+ = RPD is out of criteria

Note: Calculations are performed before rounding to avoid round-off errors in calculated results

MADEP VPH (aliphatics) - LCSD

Sample ID: VQ64818-003
Batch: 64818
Analytical Method: MADEP-VPH-18-2.1

Matrix: Aqueous
Prep Method: VPH

Parameter	Spike Amount (ug/L)	Result (ug/L)	Q	Dil	% Rec	% RPD	% Rec Limit	% RPD Limit	Analysis Date
C5 - C8 Aliphatics	150	140		1	91	1.5	70-130	25	08/26/2020 1053
C9 - C12 Aliphatics	180	150		1	88	3.1	70-130	25	08/26/2020 1053

Surrogate	Q	% Rec	Acceptance Limit
2,5-Dibromotoluene (FID)		88	70-130

LOQ = Limit of Quantitation

ND = Not detected at or above the LOQ

N = Recovery is out of criteria

P = The RPD between two GC columns exceeds 40%

+ = RPD is out of criteria

Note: Calculations are performed before rounding to avoid round-off errors in calculated results

MADEP VPH (aromatics) - MB

Sample ID: VQ64819-001
Batch: 64819
Analytical Method: MADEP-VPH-18-2.1

Matrix: Aqueous
Prep Method: VPH

Parameter	Result	Q	Dil	LOQ	Units	Analysis Date
C9 - C10 Aromatics	ND		1	25	ug/L	08/26/2020 1121

Surrogate	Q	% Rec	Acceptance Limit
2,5-Dibromotoluene (PID)		103	70-130

LOQ = Limit of Quantitation

ND = Not detected at or above the LOQ

N = Recovery is out of criteria

P = The RPD between two GC columns exceeds 40%

+ = RPD is out of criteria

Note: Calculations are performed before rounding to avoid round-off errors in calculated results

MADEP VPH (aromatics) - LCS

Sample ID: VQ64819-002
Batch: 64819
Analytical Method: MADEP-VPH-18-2.1

Matrix: Aqueous
Prep Method: VPH

Parameter	Spike Amount (ug/L)	Result (ug/L)	Q	Dil	% Rec	% Rec Limit	Analysis Date
C9 - C10 Aromatics	25	23		1	92	70-130	08/26/2020 1024

Surrogate	Q	% Rec	Acceptance Limit
2,5-Dibromotoluene (PID)		90	70-130

LOQ = Limit of Quantitation

ND = Not detected at or above the LOQ

N = Recovery is out of criteria

P = The RPD between two GC columns exceeds 40%

+ = RPD is out of criteria

Note: Calculations are performed before rounding to avoid round-off errors in calculated results

MADEP VPH (aromatics) - LCSD

Sample ID: VQ64819-003
Batch: 64819
Analytical Method: MADEP-VPH-18-2.1

Matrix: Aqueous
Prep Method: VPH

Parameter	Spike Amount (ug/L)	Result (ug/L)	Q	Dil	% Rec	% RPD	% Rec Limit	% RPD Limit	Analysis Date
C9 - C10 Aromatics	25	23		1	93	1.3	70-130	25	08/26/2020 1053

Surrogate	Q	% Rec	Acceptance Limit
2,5-Dibromotoluene (PID)		91	70-130

LOQ = Limit of Quantitation

ND = Not detected at or above the LOQ

N = Recovery is out of criteria

P = The RPD between two GC columns exceeds 40%

+ = RPD is out of criteria

Note: Calculations are performed before rounding to avoid round-off errors in calculated results

Chain of Custody

and

Miscellaneous Documents

Internal Transfer Chain of Custody

☐ Samples Pre-Logged into eCOC.

State Of Origin: NC
Cert. Needed: ☑ Yes ☐ No
Owner Received Date: 8/25/2020 Results Requested By: 8/26/2020

Pace Analytical
www.pacelabs.com

Workorder: 92492464 **Workorder Name:** 2020-L1-2448 (8/25)

Report To	Subcontract To
Angela Baioni Pace Analytical Charlotte 9800 Kincey Ave. Suite 100 Huntersville, NC 28078 Phone (704)875-9092	Pace Analytical West Columbia 106 Vantage Point Drive West Columbia, SC 29172 Phone (803)791-9700

VH26053

Item	Sample ID	Sample Type	Collect Date/Time	Lab ID	Matrix	Preserved Containers: HCL	Requested Analysis: VPH	CSD	LAB USE ONLY
1	14024 Sims Rd	PS	8/25/2020 09:20	92492464001	Water	3	X		
2									
3									
4									
5									

Transfers	Released By	Date/Time	Received By	Date/Time
1	PACE 8-26-2020	1324	JCM-Pace	8/26/20 0934
2	JCM-Pace 8/26/20	1203		
3				8/26/2020 1230

Comments:

Cooler Temperature on Receipt 3.1 °C | Custody Seal Y or N | Received on Ice Y or N | Samples Intact Y or N

***In order to maintain client confidentiality, location/name of the sampling site, sampler's name and signature may not be provided on this COC document. This chain of custody is considered complete as is since this information is available in the owner laboratory.*

Pace Analytical Services, LLC (formerly Shealy Environmental Services, Inc.)
106 Vantage Point Drive West Columbia, SC 29172 (803) 791-9700 Fax (803) 791-9111 www.pacelabs.com

PACE ANALYTICAL SERVICES, LLC

Shealy Environmental Services, Inc.
Document Number: MEII018C-14

VH26053

of 1
2018

Sample Receipt Checklist (SRC)

Client: PACE Cooler Inspected by/date: JSH / 08/26/2020 Lot #: CSD

Means of receipt: ☐ SESI ☐ Client ☐ UPS ☐ FedEx ☑ Other: PACE

☐ Yes	☑ No		1. Were custody seals present on the cooler?
☐ Yes	☐ No	☑ NA	2. If custody seals were present, were they intact and unbroken?

pH Strip ID: NA Chlorine Strip ID: NA Tested by: NA

Original temperature upon receipt / Derived (Corrected) temperature upon receipt %Solid Snap-Cup ID: NA

3.1 /3.1 °C NA /NA °C NA /NA °C NA /NA °C

Method: ☐ Temperature Blank ☑ Against Bottles IR Gun ID: 5 IR Gun Correction Factor: 0 °C

Method of coolant: ☑ Wet Ice ☐ Ice Packs ☐ Dry Ice ☐ None

☐ Yes	☐ No	☑ NA	3. If temperature of any cooler exceeded 6.0°C, was Project Manager Notified? PM was Notified by: phone / email / face-to-face (circle one).
☐ Yes	☐ No	☑ NA	4. Is the commercial courier's packing slip attached to this form?
☑ Yes	☐ No		5. Were proper custody procedures (relinquished/received) followed?
☑ Yes	☐ No		6. Were sample IDs listed on the COC?
☑ Yes	☐ No		7. Were sample IDs listed on all sample containers?
☑ Yes	☐ No		8. Was collection date & time listed on the COC?
☑ Yes	☐ No		9. Was collection date & time listed on all sample containers?
☑ Yes	☐ No		10. Did all container label information (ID, date, time) agree with the COC?
☑ Yes	☐ No		11. Were tests to be performed listed on the COC?
☑ Yes	☐ No		12. Did all samples arrive in the proper containers for each test and/or in good condition (unbroken, lids on, etc.)?
☑ Yes	☐ No		13. Was adequate sample volume available?
☑ Yes	☐ No		14. Were all samples received within ½ the holding time or 48 hours, whichever comes first?
☐ Yes	☑ No		15. Were any samples containers missing/excess (circle one) samples Not listed on COC?
☐ Yes	☑ No	☐ NA	16. For VOA and RSK-175 samples, were bubbles present >"pea-size" (¼"or 6mm in diameter) in any of the VOA vials?
☐ Yes	☐ No	☑ NA	17. Were all DRO/metals/nutrient samples received at a pH of < 2?
☐ Yes	☐ No	☑ NA	18. Were all cyanide samples received at a pH > 12 and sulfide samples received at a pH > 9?
☐ Yes	☐ No	☑ NA	19. Were all applicable NH_3/TKN/cyanide/phenol/625 (< 0.5mg/L) samples free of residual chlorine?
☐ Yes	☐ No	☑ NA	20. Were client remarks/requests (i.e. requested dilutions, MS/MSD designations, etc…) correctly transcribed from the COC into the comment section in LIMS?
☐ Yes	☑ No		21. Was the quote number listed on the container label? If yes, Quote # NA

Sample Preservation (Must be completed for any sample(s) incorrectly preserved or with headspace.)

Sample(s) NA were received incorrectly preserved and were adjusted accordingly in sample receiving with NA mL of circle one: H2SO4, HNO3, HCl, NaOH using SR # NA.
Time of preservation NA. If more than one preservative is needed, please note in the comments below.

Sample(s) NA were received with bubbles >6 mm in diameter.

Samples(s) NA were received with TRC > 0.5 mg/L (If #19 is ***no***) and were adjusted accordingly in sample receiving with sodium thiosulfate ($Na_2S_2O_3$) with Shealy ID: NA.

SR barcode labels applied by: JSH Date: 08/26/2020

Comments:

Pace Analytical Services, LLC
9800 Kincey Ave. Suite 100
Huntersville, NC 28078
(704)875-9092

August 27, 2020

Andrew Street
Apex Companies - NC
5900 Northwoods Business Pkwy
Suite 5900-0
Charlotte, NC 28269

RE: Project: 2020-L1-2448 (8/25)
Pace Project No.: 92492465

Dear Andrew Street:

Enclosed are the analytical results for sample(s) received by the laboratory on August 25, 2020. The results relate only to the samples included in this report. Results reported herein conform to the applicable TNI/NELAC Standards and the laboratory's Quality Manual, where applicable, unless otherwise noted in the body of the report.

The test results provided in this final report were generated by each of the following laboratories within the Pace Network:

- Pace Analytical Services - Asheville
- Pace Analytical Services - Charlotte

If you have any questions concerning this report, please feel free to contact me.

Sincerely,

Angela M. Baioni

Angela Baioni
angela.baioni@pacelabs.com
(704)875-9092
Project Manager

Enclosures

cc: Stanley Carpenter, Colonial Pipeline
J Culbreath, Colonial Pipeline Company
Robert Hughes, Colonial Pipeline
Margaret King, APEX Companies, LLC
Emily Little, Apex Companies
Jeff Morrison, Colonial Pipeline Company
Tom Naumann, APEX Companies - NC
Joe Nicolette, Montrose-EPS
Christopher Schultz, Apex Companies
Robert A. Shenk, Colonial Pipeline Company
J Tate, Colonial Pipeline Company
Alex Testoff, Montrose-EPS
JM Wyatt, Colonial Pipeline Company

REPORT OF LABORATORY ANALYSIS

This report shall not be reproduced, except in full,
without the written consent of Pace Analytical Services, LLC.

Pace Analytical Services, LLC
9800 Kincey Ave. Suite 100
Huntersville, NC 28078
(704)875-9092

CERTIFICATIONS

Project: 2020-L1-2448 (8/25)
Pace Project No.: 92492465

Pace Analytical Services Charlotte
9800 Kincey Ave. Ste 100, Huntersville, NC 28078
Louisiana/NELAP Certification # LA170028
North Carolina Drinking Water Certification #: 37706
North Carolina Field Services Certification #: 5342
North Carolina Wastewater Certification #: 12
South Carolina Certification #: 99006001
Florida/NELAP Certification #: E87627
Kentucky UST Certification #: 84
Virginia/VELAP Certification #: 460221

Pace Analytical Services Asheville
2225 Riverside Drive, Asheville, NC 28804
Florida/NELAP Certification #: E87648
Massachusetts Certification #: M-NC030
North Carolina Drinking Water Certification #: 37712
North Carolina Wastewater Certification #: 40
South Carolina Certification #: 99030001
Virginia/VELAP Certification #: 460222

This report shall not be reproduced, except in full,
without the written consent of Pace Analytical Services, LLC.

Pace Analytical Services, LLC
9800 Kincey Ave. Suite 100
Huntersville, NC 28078
(704)875-9092

SAMPLE ANALYTE COUNT

Project: 2020-L1-2448 (8/25)
Pace Project No.: 92492465

Lab ID	Sample ID	Method	Analysts	Analytes Reported	Laboratory
92492465001	**13923_AC_Rd**	EPA 6010D	DS	1	PASI-A
		SM 6200B	PM1	63	PASI-C

PASI-A = Pace Analytical Services - Asheville
PASI-C = Pace Analytical Services - Charlotte

REPORT OF LABORATORY ANALYSIS

This report shall not be reproduced, except in full,
without the written consent of Pace Analytical Services, LLC.

Pace Analytical Services, LLC
9800 Kincey Ave. Suite 100
Huntersville, NC 28078
(704)875-9092

ANALYTICAL RESULTS

Project: 2020-L1-2448 (8/25)
Pace Project No.: 92492465

Sample: 13923_AC_Rd **Lab ID: 92492465001** Collected: 08/25/20 16:48 Received: 08/25/20 21:00 Matrix: Water

Parameters	Results	Units	Report Limit	DF	Prepared	Analyzed	CAS No.	Qual
6010 MET ICP	Analytical Method: EPA 6010D Preparation Method: EPA 3010A Pace Analytical Services - Asheville							
Lead	ND	ug/L	5.0	1	08/27/20 01:37	08/27/20 13:11	7439-92-1	
6200B MSV	Analytical Method: SM 6200B Pace Analytical Services - Charlotte							
Benzene	ND	ug/L	0.50	1		08/26/20 10:25	71-43-2	
Bromobenzene	ND	ug/L	0.50	1		08/26/20 10:25	108-86-1	
Bromochloromethane	ND	ug/L	0.50	1		08/26/20 10:25	74-97-5	
Bromodichloromethane	ND	ug/L	0.50	1		08/26/20 10:25	75-27-4	
Bromoform	ND	ug/L	0.50	1		08/26/20 10:25	75-25-2	
Bromomethane	ND	ug/L	5.0	1		08/26/20 10:25	74-83-9	
n-Butylbenzene	ND	ug/L	0.50	1		08/26/20 10:25	104-51-8	
sec-Butylbenzene	ND	ug/L	0.50	1		08/26/20 10:25	135-98-8	
tert-Butylbenzene	ND	ug/L	0.50	1		08/26/20 10:25	98-06-6	
Carbon tetrachloride	ND	ug/L	0.50	1		08/26/20 10:25	56-23-5	
Chlorobenzene	ND	ug/L	0.50	1		08/26/20 10:25	108-90-7	
Chloroethane	ND	ug/L	1.0	1		08/26/20 10:25	75-00-3	
Chloroform	ND	ug/L	0.50	1		08/26/20 10:25	67-66-3	
Chloromethane	ND	ug/L	1.0	1		08/26/20 10:25	74-87-3	
2-Chlorotoluene	ND	ug/L	0.50	1		08/26/20 10:25	95-49-8	
4-Chlorotoluene	ND	ug/L	0.50	1		08/26/20 10:25	106-43-4	
1,2-Dibromo-3-chloropropane	ND	ug/L	1.0	1		08/26/20 10:25	96-12-8	
Dibromochloromethane	ND	ug/L	0.50	1		08/26/20 10:25	124-48-1	
1,2-Dibromoethane (EDB)	ND	ug/L	0.50	1		08/26/20 10:25	106-93-4	
Dibromomethane	ND	ug/L	0.50	1		08/26/20 10:25	74-95-3	
1,2-Dichlorobenzene	ND	ug/L	0.50	1		08/26/20 10:25	95-50-1	
1,3-Dichlorobenzene	ND	ug/L	0.50	1		08/26/20 10:25	541-73-1	
1,4-Dichlorobenzene	ND	ug/L	0.50	1		08/26/20 10:25	106-46-7	
Dichlorodifluoromethane	ND	ug/L	0.50	1		08/26/20 10:25	75-71-8	
1,1-Dichloroethane	ND	ug/L	0.50	1		08/26/20 10:25	75-34-3	
1,2-Dichloroethane	ND	ug/L	0.50	1		08/26/20 10:25	107-06-2	
1,1-Dichloroethene	ND	ug/L	0.50	1		08/26/20 10:25	75-35-4	
cis-1,2-Dichloroethene	ND	ug/L	0.50	1		08/26/20 10:25	156-59-2	
trans-1,2-Dichloroethene	ND	ug/L	0.50	1		08/26/20 10:25	156-60-5	
1,2-Dichloropropane	ND	ug/L	0.50	1		08/26/20 10:25	78-87-5	
1,3-Dichloropropane	ND	ug/L	0.50	1		08/26/20 10:25	142-28-9	
2,2-Dichloropropane	ND	ug/L	0.50	1		08/26/20 10:25	594-20-7	
1,1-Dichloropropene	ND	ug/L	0.50	1		08/26/20 10:25	563-58-6	
cis-1,3-Dichloropropene	ND	ug/L	0.50	1		08/26/20 10:25	10061-01-5	
trans-1,3-Dichloropropene	ND	ug/L	0.50	1		08/26/20 10:25	10061-02-6	
Diisopropyl ether	ND	ug/L	0.50	1		08/26/20 10:25	108-20-3	
Ethylbenzene	ND	ug/L	0.50	1		08/26/20 10:25	100-41-4	
Hexachloro-1,3-butadiene	ND	ug/L	2.0	1		08/26/20 10:25	87-68-3	
Isopropylbenzene (Cumene)	ND	ug/L	0.50	1		08/26/20 10:25	98-82-8	
Methylene Chloride	ND	ug/L	2.0	1		08/26/20 10:25	75-09-2	
Methyl-tert-butyl ether	ND	ug/L	0.50	1		08/26/20 10:25	1634-04-4	
Naphthalene	ND	ug/L	2.0	1		08/26/20 10:25	91-20-3	

REPORT OF LABORATORY ANALYSIS

This report shall not be reproduced, except in full,
without the written consent of Pace Analytical Services, LLC.

Pace Analytical Services, LLC
9800 Kincey Ave. Suite 100
Huntersville, NC 28078
(704)875-9092

ANALYTICAL RESULTS

Project: 2020-L1-2448 (8/25)
Pace Project No.: 92492465

Sample: 13923_AC_Rd **Lab ID: 92492465001** Collected: 08/25/20 16:48 Received: 08/25/20 21:00 Matrix: Water

Parameters	Results	Units	Report Limit	DF	Prepared	Analyzed	CAS No.	Qual
6200B MSV	Analytical Method: SM 6200B Pace Analytical Services - Charlotte							
n-Propylbenzene	ND	ug/L	0.50	1		08/26/20 10:25	103-65-1	
Styrene	ND	ug/L	0.50	1		08/26/20 10:25	100-42-5	
1,1,1,2-Tetrachloroethane	ND	ug/L	0.50	1		08/26/20 10:25	630-20-6	
1,1,2,2-Tetrachloroethane	ND	ug/L	0.50	1		08/26/20 10:25	79-34-5	
Tetrachloroethene	ND	ug/L	0.50	1		08/26/20 10:25	127-18-4	
Toluene	ND	ug/L	0.50	1		08/26/20 10:25	108-88-3	
1,2,3-Trichlorobenzene	ND	ug/L	2.0	1		08/26/20 10:25	87-61-6	
1,2,4-Trichlorobenzene	ND	ug/L	2.0	1		08/26/20 10:25	120-82-1	
1,1,1-Trichloroethane	ND	ug/L	0.50	1		08/26/20 10:25	71-55-6	
1,1,2-Trichloroethane	ND	ug/L	0.50	1		08/26/20 10:25	79-00-5	
Trichloroethene	ND	ug/L	0.50	1		08/26/20 10:25	79-01-6	
Trichlorofluoromethane	ND	ug/L	1.0	1		08/26/20 10:25	75-69-4	
1,2,3-Trichloropropane	ND	ug/L	0.50	1		08/26/20 10:25	96-18-4	
1,2,4-Trimethylbenzene	ND	ug/L	0.50	1		08/26/20 10:25	95-63-6	
1,3,5-Trimethylbenzene	ND	ug/L	0.50	1		08/26/20 10:25	108-67-8	
Vinyl chloride	ND	ug/L	1.0	1		08/26/20 10:25	75-01-4	
m&p-Xylene	ND	ug/L	1.0	1		08/26/20 10:25	179601-23-1	
o-Xylene	ND	ug/L	0.50	1		08/26/20 10:25	95-47-6	
Surrogates								
1,2-Dichloroethane-d4 (S)	112	%	70-130	1		08/26/20 10:25	17060-07-0	
4-Bromofluorobenzene (S)	97	%	70-130	1		08/26/20 10:25	460-00-4	
Toluene-d8 (S)	99	%	70-130	1		08/26/20 10:25	2037-26-5	

REPORT OF LABORATORY ANALYSIS

This report shall not be reproduced, except in full,
without the written consent of Pace Analytical Services, LLC.

Pace Analytical Services, LLC
9800 Kincey Ave. Suite 100
Huntersville, NC 28078
(704)875-9092

QUALITY CONTROL DATA

Project: 2020-L1-2448 (8/25)
Pace Project No.: 92492465

QC Batch: 562641
QC Batch Method: EPA 3010A
Analysis Method: EPA 6010D
Analysis Description: 6010 MET
Laboratory: Pace Analytical Services - Asheville
Associated Lab Samples: 92492465001

METHOD BLANK: 2984018 Matrix: Water
Associated Lab Samples: 92492465001

Parameter	Units	Blank Result	Reporting Limit	Analyzed	Qualifiers
Lead	ug/L	ND	5.0	08/27/20 09:00	

LABORATORY CONTROL SAMPLE: 2984019

Parameter	Units	Spike Conc.	LCS Result	LCS % Rec	% Rec Limits	Qualifiers
Lead	ug/L	500	508	102	80-120	

MATRIX SPIKE & MATRIX SPIKE DUPLICATE: 2984020 2984021

Parameter	Units	92492460001 Result	MS Spike Conc.	MSD Spike Conc.	MS Result	MSD Result	MS % Rec	MSD % Rec	% Rec Limits	RPD	Qual
Lead	ug/L	ND	500	500	487	490	97	98	75-125	1	

Results presented on this page are in the units indicated by the "Units" column except where an alternate unit is presented to the right of the result.

REPORT OF LABORATORY ANALYSIS

This report shall not be reproduced, except in full,
without the written consent of Pace Analytical Services, LLC.

Pace Analytical Services, LLC
9800 Kincey Ave. Suite 100
Huntersville, NC 28078
(704)875-9092

QUALITY CONTROL DATA

Project: 2020-L1-2448 (8/25)
Pace Project No.: 92492465

QC Batch: 562431
QC Batch Method: SM 6200B
Analysis Method: SM 6200B
Analysis Description: 6200B MSV
Laboratory: Pace Analytical Services - Charlotte

Associated Lab Samples: 92492465001

METHOD BLANK: 2982792 Matrix: Water
Associated Lab Samples: 92492465001

Parameter	Units	Blank Result	Reporting Limit	Analyzed	Qualifiers
1,1,1,2-Tetrachloroethane	ug/L	ND	0.50	08/26/20 02:53	
1,1,1-Trichloroethane	ug/L	ND	0.50	08/26/20 02:53	
1,1,2,2-Tetrachloroethane	ug/L	ND	0.50	08/26/20 02:53	
1,1,2-Trichloroethane	ug/L	ND	0.50	08/26/20 02:53	
1,1-Dichloroethane	ug/L	ND	0.50	08/26/20 02:53	
1,1-Dichloroethene	ug/L	ND	0.50	08/26/20 02:53	
1,1-Dichloropropene	ug/L	ND	0.50	08/26/20 02:53	
1,2,3-Trichlorobenzene	ug/L	ND	2.0	08/26/20 02:53	
1,2,3-Trichloropropane	ug/L	ND	0.50	08/26/20 02:53	
1,2,4-Trichlorobenzene	ug/L	ND	2.0	08/26/20 02:53	
1,2,4-Trimethylbenzene	ug/L	ND	0.50	08/26/20 02:53	
1,2-Dibromo-3-chloropropane	ug/L	ND	1.0	08/26/20 02:53	
1,2-Dibromoethane (EDB)	ug/L	ND	0.50	08/26/20 02:53	
1,2-Dichlorobenzene	ug/L	ND	0.50	08/26/20 02:53	
1,2-Dichloroethane	ug/L	ND	0.50	08/26/20 02:53	
1,2-Dichloropropane	ug/L	ND	0.50	08/26/20 02:53	
1,3,5-Trimethylbenzene	ug/L	ND	0.50	08/26/20 02:53	
1,3-Dichlorobenzene	ug/L	ND	0.50	08/26/20 02:53	
1,3-Dichloropropane	ug/L	ND	0.50	08/26/20 02:53	
1,4-Dichlorobenzene	ug/L	ND	0.50	08/26/20 02:53	
2,2-Dichloropropane	ug/L	ND	0.50	08/26/20 02:53	
2-Chlorotoluene	ug/L	ND	0.50	08/26/20 02:53	
4-Chlorotoluene	ug/L	ND	0.50	08/26/20 02:53	
Benzene	ug/L	ND	0.50	08/26/20 02:53	
Bromobenzene	ug/L	ND	0.50	08/26/20 02:53	
Bromochloromethane	ug/L	ND	0.50	08/26/20 02:53	
Bromodichloromethane	ug/L	ND	0.50	08/26/20 02:53	
Bromoform	ug/L	ND	0.50	08/26/20 02:53	
Bromomethane	ug/L	ND	5.0	08/26/20 02:53	
Carbon tetrachloride	ug/L	ND	0.50	08/26/20 02:53	
Chlorobenzene	ug/L	ND	0.50	08/26/20 02:53	
Chloroethane	ug/L	ND	1.0	08/26/20 02:53	
Chloroform	ug/L	ND	0.50	08/26/20 02:53	
Chloromethane	ug/L	ND	1.0	08/26/20 02:53	
cis-1,2-Dichloroethene	ug/L	ND	0.50	08/26/20 02:53	
cis-1,3-Dichloropropene	ug/L	ND	0.50	08/26/20 02:53	
Dibromochloromethane	ug/L	ND	0.50	08/26/20 02:53	
Dibromomethane	ug/L	ND	0.50	08/26/20 02:53	
Dichlorodifluoromethane	ug/L	ND	0.50	08/26/20 02:53	
Diisopropyl ether	ug/L	ND	0.50	08/26/20 02:53	

Results presented on this page are in the units indicated by the "Units" column except where an alternate unit is presented to the right of the result.

REPORT OF LABORATORY ANALYSIS

This report shall not be reproduced, except in full,
without the written consent of Pace Analytical Services, LLC.

Pace Analytical Services, LLC
9800 Kincey Ave. Suite 100
Huntersville, NC 28078
(704)875-9092

QUALITY CONTROL DATA

Project: 2020-L1-2448 (8/25)
Pace Project No.: 92492465

METHOD BLANK: 2982792 Matrix: Water
Associated Lab Samples: 92492465001

Parameter	Units	Blank Result	Reporting Limit	Analyzed	Qualifiers
Ethylbenzene	ug/L	ND	0.50	08/26/20 02:53	
Hexachloro-1,3-butadiene	ug/L	ND	2.0	08/26/20 02:53	
Isopropylbenzene (Cumene)	ug/L	ND	0.50	08/26/20 02:53	
m&p-Xylene	ug/L	ND	1.0	08/26/20 02:53	
Methyl-tert-butyl ether	ug/L	ND	0.50	08/26/20 02:53	
Methylene Chloride	ug/L	ND	2.0	08/26/20 02:53	
n-Butylbenzene	ug/L	ND	0.50	08/26/20 02:53	
n-Propylbenzene	ug/L	ND	0.50	08/26/20 02:53	
Naphthalene	ug/L	ND	2.0	08/26/20 02:53	
o-Xylene	ug/L	ND	0.50	08/26/20 02:53	
sec-Butylbenzene	ug/L	ND	0.50	08/26/20 02:53	
Styrene	ug/L	ND	0.50	08/26/20 02:53	
tert-Butylbenzene	ug/L	ND	0.50	08/26/20 02:53	
Tetrachloroethene	ug/L	ND	0.50	08/26/20 02:53	
Toluene	ug/L	ND	0.50	08/26/20 02:53	
trans-1,2-Dichloroethene	ug/L	ND	0.50	08/26/20 02:53	
trans-1,3-Dichloropropene	ug/L	ND	0.50	08/26/20 02:53	
Trichloroethene	ug/L	ND	0.50	08/26/20 02:53	
Trichlorofluoromethane	ug/L	ND	1.0	08/26/20 02:53	
Vinyl chloride	ug/L	ND	1.0	08/26/20 02:53	
1,2-Dichloroethane-d4 (S)	%	108	70-130	08/26/20 02:53	
4-Bromofluorobenzene (S)	%	96	70-130	08/26/20 02:53	
Toluene-d8 (S)	%	98	70-130	08/26/20 02:53	

LABORATORY CONTROL SAMPLE: 2982793

Parameter	Units	Spike Conc.	LCS Result	LCS % Rec	% Rec Limits	Qualifiers
1,1,1,2-Tetrachloroethane	ug/L	50	49.1	98	60-140	
1,1,1-Trichloroethane	ug/L	50	48.3	97	60-140	
1,1,2,2-Tetrachloroethane	ug/L	50	53.8	108	60-140	
1,1,2-Trichloroethane	ug/L	50	54.5	109	60-140	
1,1-Dichloroethane	ug/L	50	53.5	107	60-140	
1,1-Dichloroethene	ug/L	50	55.2	110	60-140	
1,1-Dichloropropene	ug/L	50	48.0	96	60-140	
1,2,3-Trichlorobenzene	ug/L	50	51.1	102	60-140	
1,2,3-Trichloropropane	ug/L	50	61.4	123	60-140	
1,2,4-Trichlorobenzene	ug/L	50	53.0	106	60-140	
1,2,4-Trimethylbenzene	ug/L	50	49.9	100	60-140	
1,2-Dibromo-3-chloropropane	ug/L	50	50.8	102	60-140	
1,2-Dibromoethane (EDB)	ug/L	50	49.5	99	60-140	
1,2-Dichlorobenzene	ug/L	50	52.5	105	60-140	
1,2-Dichloroethane	ug/L	50	47.8	96	60-140	
1,2-Dichloropropane	ug/L	50	52.4	105	60-140	
1,3,5-Trimethylbenzene	ug/L	50	50.5	101	60-140	

Results presented on this page are in the units indicated by the "Units" column except where an alternate unit is presented to the right of the result.

REPORT OF LABORATORY ANALYSIS

This report shall not be reproduced, except in full,
without the written consent of Pace Analytical Services, LLC.

Pace Analytical Services, LLC
9800 Kincey Ave. Suite 100
Huntersville, NC 28078
(704)875-9092

QUALITY CONTROL DATA

Project: 2020-L1-2448 (8/25)
Pace Project No.: 92492465

LABORATORY CONTROL SAMPLE: 2982793

Parameter	Units	Spike Conc.	LCS Result	LCS % Rec	% Rec Limits	Qualifiers
1,3-Dichlorobenzene	ug/L	50	52.0	104	60-140	
1,3-Dichloropropane	ug/L	50	53.3	107	60-140	
1,4-Dichlorobenzene	ug/L	50	49.8	100	60-140	
2,2-Dichloropropane	ug/L	50	44.1	88	60-140	
2-Chlorotoluene	ug/L	50	53.9	108	60-140	
4-Chlorotoluene	ug/L	50	53.0	106	60-140	
Benzene	ug/L	50	54.5	109	60-140	
Bromobenzene	ug/L	50	51.2	102	60-140	
Bromochloromethane	ug/L	50	53.2	106	60-140	
Bromodichloromethane	ug/L	50	49.9	100	60-140	
Bromoform	ug/L	50	50.2	100	60-140	
Bromomethane	ug/L	50	41.8	84	60-140	
Carbon tetrachloride	ug/L	50	48.3	97	60-140	
Chlorobenzene	ug/L	50	53.5	107	60-140	
Chloroethane	ug/L	50	42.0	84	60-140	
Chloroform	ug/L	50	52.4	105	60-140	
Chloromethane	ug/L	50	40.7	81	60-140	
cis-1,2-Dichloroethene	ug/L	50	53.8	108	60-140	
cis-1,3-Dichloropropene	ug/L	50	52.5	105	60-140	
Dibromochloromethane	ug/L	50	47.9	96	60-140	
Dibromomethane	ug/L	50	55.8	112	60-140	
Dichlorodifluoromethane	ug/L	50	43.2	86	60-140	
Diisopropyl ether	ug/L	50	49.1	98	60-140	
Ethylbenzene	ug/L	50	52.9	106	60-140	
Hexachloro-1,3-butadiene	ug/L	50	53.8	108	60-140	
Isopropylbenzene (Cumene)	ug/L	50	51.6	103	60-140	
m&p-Xylene	ug/L	100	108	108	60-140	
Methyl-tert-butyl ether	ug/L	50	48.8	98	60-140	
Methylene Chloride	ug/L	50	49.3	99	60-140	
n-Butylbenzene	ug/L	50	50.4	101	60-140	
n-Propylbenzene	ug/L	50	51.1	102	60-140	
Naphthalene	ug/L	50	48.6	97	60-140	
o-Xylene	ug/L	50	52.0	104	60-140	
sec-Butylbenzene	ug/L	50	49.2	98	60-140	
Styrene	ug/L	50	54.0	108	60-140	
tert-Butylbenzene	ug/L	50	38.8	78	60-140	
Tetrachloroethene	ug/L	50	52.4	105	60-140	
Toluene	ug/L	50	53.8	108	60-140	
trans-1,2-Dichloroethene	ug/L	50	54.1	108	60-140	
trans-1,3-Dichloropropene	ug/L	50	52.1	104	60-140	
Trichloroethene	ug/L	50	48.8	98	60-140	
Trichlorofluoromethane	ug/L	50	52.5	105	60-140	
Vinyl chloride	ug/L	50	45.8	92	60-140	
1,2-Dichloroethane-d4 (S)	%			94	70-130	
4-Bromofluorobenzene (S)	%			101	70-130	
Toluene-d8 (S)	%			103	70-130	

Results presented on this page are in the units indicated by the "Units" column except where an alternate unit is presented to the right of the result.

REPORT OF LABORATORY ANALYSIS

This report shall not be reproduced, except in full,
without the written consent of Pace Analytical Services, LLC.

Pace Analytical Services, LLC
9800 Kincey Ave. Suite 100
Huntersville, NC 28078
(704)875-9092

QUALITY CONTROL DATA

Project: 2020-L1-2448 (8/25)
Pace Project No.: 92492465

MATRIX SPIKE & MATRIX SPIKE DUPLICATE: 2982794 2982795

Parameter	Units	92492468001 Result	MS Spike Conc.	MSD Spike Conc.	MS Result	MSD Result	MS % Rec	MSD % Rec	% Rec Limits	RPD	Qual
1,1,1,2-Tetrachloroethane	ug/L	ND	20	20	21.4	20.7	107	103	60-140	4	
1,1,1-Trichloroethane	ug/L	ND	20	20	22.5	22.9	113	115	60-140	2	
1,1,2,2-Tetrachloroethane	ug/L	ND	20	20	20.9	20.9	105	104	60-140	0	
1,1,2-Trichloroethane	ug/L	ND	20	20	21.8	21.6	109	108	60-140	1	
1,1-Dichloroethane	ug/L	ND	20	20	24.0	23.2	120	116	60-140	3	
1,1-Dichloroethene	ug/L	ND	20	20	24.9	24.9	124	125	60-140	0	
1,1-Dichloropropene	ug/L	ND	20	20	24.0	24.1	120	120	60-140	0	
1,2,3-Trichlorobenzene	ug/L	ND	20	20	21.1	21.1	105	105	60-140	0	
1,2,3-Trichloropropane	ug/L	ND	20	20	24.2	23.7	121	119	60-140	2	
1,2,4-Trichlorobenzene	ug/L	ND	20	20	21.8	21.2	109	106	60-140	3	
1,2,4-Trimethylbenzene	ug/L	ND	20	20	21.7	21.4	108	107	60-140	1	
1,2-Dibromo-3-chloropropane	ug/L	ND	20	20	20.0	19.2	100	96	60-140	4	
1,2-Dibromoethane (EDB)	ug/L	ND	20	20	21.5	21.0	107	105	60-140	2	
1,2-Dichlorobenzene	ug/L	ND	20	20	21.9	21.4	109	107	60-140	2	
1,2-Dichloroethane	ug/L	ND	20	20	21.6	21.1	108	105	60-140	3	
1,2-Dichloropropane	ug/L	ND	20	20	23.4	22.0	117	110	60-140	6	
1,3,5-Trimethylbenzene	ug/L	ND	20	20	22.7	21.6	114	108	60-140	5	
1,3-Dichlorobenzene	ug/L	ND	20	20	22.0	21.1	110	105	60-140	4	
1,3-Dichloropropane	ug/L	ND	20	20	23.9	23.2	119	116	60-140	3	
1,4-Dichlorobenzene	ug/L	ND	20	20	22.4	21.3	112	107	60-140	5	
2,2-Dichloropropane	ug/L	ND	20	20	22.8	22.2	114	111	60-140	3	
2-Chlorotoluene	ug/L	ND	20	20	23.3	23.2	116	116	60-140	1	
4-Chlorotoluene	ug/L	ND	20	20	22.7	22.6	114	113	60-140	1	
Benzene	ug/L	ND	20	20	23.9	24.0	120	120	60-140	0	
Bromobenzene	ug/L	ND	20	20	21.9	21.1	109	106	60-140	3	
Bromochloromethane	ug/L	ND	20	20	21.2	21.3	106	107	60-140	0	
Bromodichloromethane	ug/L	ND	20	20	20.7	20.3	103	101	60-140	2	
Bromoform	ug/L	ND	20	20	18.7	18.5	93	93	60-140	1	
Bromomethane	ug/L	ND	20	20	23.7	21.9	119	109	60-140	8	
Carbon tetrachloride	ug/L	ND	20	20	21.9	21.7	109	108	60-140	1	
Chlorobenzene	ug/L	ND	20	20	22.7	21.9	113	110	60-140	3	
Chloroethane	ug/L	ND	20	20	25.1	24.3	125	122	60-140	3	
Chloroform	ug/L	1.5	20	20	24.3	24.4	114	114	60-140	0	
Chloromethane	ug/L	ND	20	20	17.3	17.1	87	85	60-140	1	
cis-1,2-Dichloroethene	ug/L	ND	20	20	23.1	23.2	116	116	60-140	0	
cis-1,3-Dichloropropene	ug/L	ND	20	20	22.5	22.2	113	111	60-140	1	
Dibromochloromethane	ug/L	ND	20	20	19.8	19.1	99	96	60-140	4	
Dibromomethane	ug/L	ND	20	20	22.4	22.3	112	112	60-140	0	
Dichlorodifluoromethane	ug/L	ND	20	20	18.1	16.9	91	84	60-140	7	
Diisopropyl ether	ug/L	ND	20	20	21.5	21.6	108	108	60-140	0	
Ethylbenzene	ug/L	ND	20	20	23.0	22.9	115	114	60-140	0	
Hexachloro-1,3-butadiene	ug/L	ND	20	20	23.1	24.0	115	120	60-140	4	
Isopropylbenzene (Cumene)	ug/L	ND	20	20	22.8	22.2	114	111	60-140	3	
m&p-Xylene	ug/L	ND	40	40	47.0	46.4	118	116	60-140	1	
Methyl-tert-butyl ether	ug/L	ND	20	20	22.7	22.1	113	110	60-140	3	
Methylene Chloride	ug/L	ND	20	20	20.6	20.8	103	104	60-140	1	

Results presented on this page are in the units indicated by the "Units" column except where an alternate unit is presented to the right of the result.

REPORT OF LABORATORY ANALYSIS

This report shall not be reproduced, except in full,
without the written consent of Pace Analytical Services, LLC.

Pace Analytical Services, LLC
9800 Kincey Ave. Suite 100
Huntersville, NC 28078
(704)875-9092

QUALITY CONTROL DATA

Project: 2020-L1-2448 (8/25)
Pace Project No.: 92492465

MATRIX SPIKE & MATRIX SPIKE DUPLICATE: 2982794 2982795

Parameter	Units	92492468001 Result	MS Spike Conc.	MSD Spike Conc.	MS Result	MSD Result	MS % Rec	MSD % Rec	% Rec Limits	RPD	Qual
n-Butylbenzene	ug/L	ND	20	20	22.9	22.4	115	112	60-140	2	
n-Propylbenzene	ug/L	ND	20	20	23.4	23.1	117	115	60-140	1	
Naphthalene	ug/L	ND	20	20	20.1	20.0	100	100	60-140	0	
o-Xylene	ug/L	ND	20	20	22.5	22.0	113	110	60-140	2	
sec-Butylbenzene	ug/L	ND	20	20	22.8	22.4	114	112	60-140	2	
Styrene	ug/L	ND	20	20	22.3	21.9	111	109	60-140	2	
tert-Butylbenzene	ug/L	ND	20	20	17.4	17.1	87	85	60-140	2	
Tetrachloroethene	ug/L	ND	20	20	24.0	23.7	120	118	60-140	1	
Toluene	ug/L	ND	20	20	22.3	22.3	112	112	60-140	0	
trans-1,2-Dichloroethene	ug/L	ND	20	20	23.9	23.9	120	119	60-140	0	
trans-1,3-Dichloropropene	ug/L	ND	20	20	21.2	21.2	106	106	60-140	0	
Trichloroethene	ug/L	ND	20	20	21.7	22.1	108	110	60-140	2	
Trichlorofluoromethane	ug/L	ND	20	20	23.3	23.4	116	117	60-140	0	
Vinyl chloride	ug/L	ND	20	20	19.9	19.3	99	96	60-140	3	
1,2-Dichloroethane-d4 (S)	%						109	109	70-130		
4-Bromofluorobenzene (S)	%						95	96	70-130		
Toluene-d8 (S)	%						99	99	70-130		

Results presented on this page are in the units indicated by the "Units" column except where an alternate unit is presented to the right of the result.

REPORT OF LABORATORY ANALYSIS

This report shall not be reproduced, except in full,
without the written consent of Pace Analytical Services, LLC.

Pace Analytical Services, LLC
9800 Kincey Ave. Suite 100
Huntersville, NC 28078
(704)875-9092

QUALIFIERS

Project: 2020-L1-2448 (8/25)
Pace Project No.: 92492465

DEFINITIONS

DF - Dilution Factor, if reported, represents the factor applied to the reported data due to dilution of the sample aliquot.

ND - Not Detected at or above adjusted reporting limit.

TNTC - Too Numerous To Count

J - Estimated concentration above the adjusted method detection limit and below the adjusted reporting limit.

MDL - Adjusted Method Detection Limit.

PQL - Practical Quantitation Limit.

RL - Reporting Limit - The lowest concentration value that meets project requirements for quantitative data with known precision and bias for a specific analyte in a specific matrix.

S - Surrogate

1,2-Diphenylhydrazine decomposes to and cannot be separated from Azobenzene using Method 8270. The result for each analyte is a combined concentration.

Consistent with EPA guidelines, unrounded data are displayed and have been used to calculate % recovery and RPD values.

LCS(D) - Laboratory Control Sample (Duplicate)

MS(D) - Matrix Spike (Duplicate)

DUP - Sample Duplicate

RPD - Relative Percent Difference

NC - Not Calculable.

SG - Silica Gel - Clean-Up

U - Indicates the compound was analyzed for, but not detected.

Acid preservation may not be appropriate for 2 Chloroethylvinyl ether.

A separate vial preserved to a pH of 4-5 is recommended in SW846 Chapter 4 for the analysis of Acrolein and Acrylonitrile by EPA Method 8260.

N-Nitrosodiphenylamine decomposes and cannot be separated from Diphenylamine using Method 8270. The result reported for each analyte is a combined concentration.

Pace Analytical is TNI accredited. Contact your Pace PM for the current list of accredited analytes.

TNI - The NELAC Institute.

This report shall not be reproduced, except in full,
without the written consent of Pace Analytical Services, LLC.

Pace Analytical Services, LLC
9800 Kincey Ave. Suite 100
Huntersville, NC 28078
(704)875-9092

QUALITY CONTROL DATA CROSS REFERENCE TABLE

Project: 2020-L1-2448 (8/25)
Pace Project No.: 92492465

Lab ID	Sample ID	QC Batch Method	QC Batch	Analytical Method	Analytical Batch
92492465001	**13923_AC_Rd**	EPA 3010A	562641	EPA 6010D	562665
92492465001	**13923_AC_Rd**	SM 6200B	562431		

This report shall not be reproduced, except in full,
without the written consent of Pace Analytical Services, LLC.

CHAIN-OF-CUSTODY Analytical Request Document

Pace Analytical

Chain-of-Custody is a LEGAL DOCUMENT - Complete all relevent fields

LAB USE ONLY- Affix Workorder M

WO# : 92492465

92492465

ALL SHADED A

Company: Apex Companies LLC	Billing Information:
Address:	
Report To: Andrew Street	Email To: Andrew Street / Emily Little
Copy To:	Site Collection Info/Address: 13923 Asbury Chapel Rd
Customer Project Name/Number: 2020 - L1 - 2448	State: NC County/City: Huntersville Time Zone Collected: [ ] PT [ ] MT [ ] CT [ ] ET
Phone: Email:	Site/Facility ID #: Compliance Monitoring? [ ] Yes [ ] No
Collected By (print): Margaret King	Purchase Order #: Quote #: DW PWS ID #: DW Location Code:
Collected By (signature): Margaret King	Turnaround Date Required: ASAP Immediately Packed on Ice: [✓] Yes [ ] No
Sample Disposal: [ ] Dispose as appropriate [ ] Return [ ] Archive: _____ [ ] Hold: _____	Rush: [ ] Same Day [✓] Next Day [ ] 2 Day [ ] 3 Day [ ] 4 Day [ ] 5 Day (Expedite Charges Apply) Field Filtered (if applicable): [ ] Yes [ ] No Analysis: _____

* Matrix Codes (Insert in Matrix box below): Drinking Water (DW), Ground Water (GW), Wastewater (WW), Product (P), Soil/Solid (SL), Oil (OL), Wipe (WP), Air (AR), Tissue (TS), Bioassay (B), Vapor (V), Other (OT)

Container Preservative Type **

Lab Project Manager:

** Preservative Types: (1) nitric acid, (2) sulfuric acid, (3) hydrochloric acid, (4) sodium hydroxide, (5) zinc acetate, (6) methanol, (7) sodium bisulfate, (8) sodium thiosulfate, (9) hexane, (A) ascorbic acid, (B) ammonium sulfate, (C) ammonium hydroxide, (D) TSP, (U) Unpreserved, (O) Other _____

Analyses

Customer Sample ID	Matrix *	Comp / Grab	Collected (or Composite Start) Date	Collected (or Composite Start) Time	Composite End Date	Composite End Time	Res Cl	# of Ctns	SM 6200B VOCs	Lead	MADEP VPH	Lab Sample # / Comments
13923 AC Rd	DW	G			8-25-20	1648		8	X	X	X	92492465 001

Lab Profile/Line:

Lab Sample Receipt Checklist:

Custody Seals Present/Intact	Y N NA
Custody Signatures Present	Y N NA
Collector Signature Present	Y N NA
Bottles Intact	Y N NA
Correct Bottles	Y N NA
Sufficient Volume	Y N NA
Samples Received on Ice	Y N NA
VOA - Headspace Acceptable	Y N NA
USDA Regulated Soils	Y N NA
Samples in Holding Time	Y N NA
Residual Chlorine Present	Y N NA
Cl Strips: _____	
Sample pH Acceptable	Y N NA
pH Strips: _____	
Sulfide Present	Y N NA
Lead Acetate Strips: _____	

LAB USE ONLY:

Customer Remarks / Special Conditions / Possible Hazards:

Type of Ice Used: Wet Blue Dry None

Packing Material Used:

Radchem sample(s) screened (<500 cpm): Y N NA

SHORT HOLDS PRESENT (<72 hours): Y N N/A

Lab Tracking #: 2538836

Samples received via: FEDEX UPS Client Courier Pace Courier

Lab Sample Temperature Info:

Temp Blank Received: Y N NA

Therm ID#: 92T0101

Cooler 1 Temp Upon Receipt: 2.5 oC

Cooler 1 Therm Corr. Factor: 1 oC

Cooler 1 Corrected Temp: 2.5 oC

Comments:

Relinquished by/Company: (Signature)	Date/Time:	Received by/Company: (Signature)	Date/Time:
Margaret King	8/25/20 2100		8/27/20 2100
Relinquished by/Company: (Signature)	Date/Time:	Received by/Company: (Signature)	Date/Time:
Relinquished by/Company: (Signature)	Date/Time:	Received by/Company: (Signature)	Date/Time:

MTJL LAB USE ONLY

Table #:

Acctnum:

Template:

Prelogin:

PM:

PB:

Trip Blank Received: Y N NA

HCL MeOH TSP Other

Non Conformance(s): YES / NO

Page: _____ of: _____

Report of Analysis

Pace Analytical Services, Inc.
9800 Kincey Avenue
Suite 100
Huntersville, NC 28078
Attention: Angela M. Baioni

Project Name: 2020-L1-2448 (8-25)

Project Number: 92492465

Lot Number:**VH26057**

Date Completed:08/27/2020

08/27/2020 11:25 AM
Approved and released by:
Project Manager II: **Cathy S. Dover**

The electronic signature above is the equivalent of a handwritten signature.
This report shall not be reproduced, except in its entirety, without the written approval of Pace Analytical Services, LLC.

Case Narrative
Pace Analytical Services, Inc.
Lot Number: VH26057

This Report of Analysis contains the analytical result(s) for the sample(s) listed on the Sample Summary following this Case Narrative. The sample receiving date is documented in the header information associated with each sample.

All results listed in this report relate only to the samples that are contained within this report.

Sample receipt, sample analysis, and data review have been performed in accordance with the most current approved NELAC standards, the Pace Analytical Services, LLC ("Pace") Quality Assurance Management Plan (QAMP), standard operating procedures (SOPs), and Pace policies. Any exceptions to the NELAC standards, the QAMP, SOPs or policies are qualified on the results page or discussed below.

If you have any questions regarding this report please contact the Pace Project Manager listed on the cover page.

Sample Summary
Pace Analytical Services, Inc.
Lot Number: VH26057
Project Name: 2020-L1-2448 (8-25)
Project Number: 92492465

Sample Number	Sample ID	Matrix	Date Sampled	Date Received
001	13923 AC Rd	Aqueous	08/25/2020 1648	08/26/2020

(1 sample)

Detection Summary

Pace Analytical Services, Inc.

Lot Number: VH26057

Project Name: 2020-L1-2448 (8-25)

Project Number: 92492465

Sample	Sample ID	Matrix	Parameter	Method	Result	Q	Units	Page

(0 detections)

MADEP VPH (aliphatics)

Client: Pace Analytical Services, Inc.			Laboratory ID: VH26057-001
Description: 13923 AC Rd			Matrix: Aqueous
Date Sampled: 08/25/2020 1648	Project Name: 2020-L1-2448 (8-25)		
Date Received: 08/26/2020	Project Number: 92492465		

Run	Prep Method	Analytical Method	Dilution	Analysis Date	Analyst	Prep Date	Batch
1	VPH	MADEP-VPH-18-2.1	1	08/26/2020 2155	ECB		64818

Parameter	CAS Number	Analytical Method	Result	Q	LOQ	Units	Run
C5 - C8 Aliphatics		MADEP-VPH-18-	ND		75	ug/L	1
C9 - C12 Aliphatics		MADEP-VPH-18-	ND		75	ug/L	1

Surrogate	Q	Run 1 % Recovery	Acceptance Limits
2,5-Dibromotoluene (FID)		98	70-130

LOQ = Limit of Quantitation	B = Detected in the method blank	E = Quantitation of compound exceeded the calibration range
ND = Not detected at or above the LOQ	N = Recovery is out of criteria	P = The RPD between two GC columns exceeds 40%
H = Out of holding time	W = Reported on wet weight basis	

Pace Analytical Services, LLC *(formerly Shealy Environmental Services, Inc.)*
106 Vantage Point Drive West Columbia, SC 29172 (803) 791-9700 Fax (803) 791-9111 www.pacelabs.com

MADEP VPH (aromatics)

Client: Pace Analytical Services, Inc. | Laboratory ID: VH26057-001
Description: 13923 AC Rd | Matrix: Aqueous
Date Sampled: 08/25/2020 1648 | Project Name: 2020-L1-2448 (8-25)
Date Received: 08/26/2020 | Project Number: 92492465

Run	Prep Method	Analytical Method	Dilution	Analysis Date	Analyst	Prep Date	Batch
1	VPH	MADEP-VPH-18-2.1	1	08/26/2020 2155	ECB		64819

Parameter	CAS Number	Analytical Method	Result	Q	LOQ	Units	Run
C9 - C10 Aromatics		MADEP-VPH-18-	ND		25	ug/L	1

Surrogate	Q	Run 1 % Recovery	Acceptance Limits
2,5-Dibromotoluene (PID)		95	70-130

LOQ = Limit of Quantitation
ND = Not detected at or above the LOQ
H = Out of holding time
B = Detected in the method blank
N = Recovery is out of criteria
W = Reported on wet weight basis
E = Quantitation of compound exceeded the calibration range
P = The RPD between two GC columns exceeds 40%

Pace Analytical Services, LLC *(formerly Shealy Environmental Services, Inc.)*
106 Vantage Point Drive West Columbia, SC 29172 (803) 791-9700 Fax (803) 791-9111 www.pacelabs.com

QC Summary

MADEP VPH (aliphatics) - MB

Sample ID: VQ64818-001
Batch: 64818
Analytical Method: MADEP-VPH-18-2.1

Matrix: Aqueous
Prep Method: VPH

Parameter	Result	Q	Dil	LOQ	Units	Analysis Date
C5 - C8 Aliphatics	ND		1	75	ug/L	08/26/2020 1121
C9 - C12 Aliphatics	ND		1	75	ug/L	08/26/2020 1121

Surrogate	Q	% Rec	Acceptance Limit
2,5-Dibromotoluene (FID)		99	70-130

LOQ = Limit of Quantitation

ND = Not detected at or above the LOQ

N = Recovery is out of criteria

P = The RPD between two GC columns exceeds 40%

+ = RPD is out of criteria

Note: Calculations are performed before rounding to avoid round-off errors in calculated results

MADEP VPH (aliphatics) - LCS

Sample ID: VQ64818-002
Batch: 64818
Analytical Method: MADEP-VPH-18-2.1

Matrix: Aqueous
Prep Method: VPH

Parameter	Spike Amount (ug/L)	Result (ug/L)	Q	Dil	% Rec	% Rec Limit	Analysis Date
C5 - C8 Aliphatics	150	140		1	90	70-130	08/26/2020 1024
C9 - C12 Aliphatics	180	150		1	86	70-130	08/26/2020 1024

Surrogate	Q	% Rec	Acceptance Limit
2,5-Dibromotoluene (FID)		89	70-130

LOQ = Limit of Quantitation

ND = Not detected at or above the LOQ

N = Recovery is out of criteria

P = The RPD between two GC columns exceeds 40%

+ = RPD is out of criteria

Note: Calculations are performed before rounding to avoid round-off errors in calculated results

MADEP VPH (aliphatics) - LCSD

Sample ID: VQ64818-003
Batch: 64818
Analytical Method: MADEP-VPH-18-2.1

Matrix: Aqueous
Prep Method: VPH

Parameter	Spike Amount (ug/L)	Result (ug/L)	Q	Dil	% Rec	% RPD	% Rec Limit	% RPD Limit	Analysis Date
C5 - C8 Aliphatics	150	140		1	91	1.5	70-130	25	08/26/2020 1053
C9 - C12 Aliphatics	180	150		1	88	3.1	70-130	25	08/26/2020 1053

Surrogate	Q	% Rec	Acceptance Limit
2,5-Dibromotoluene (FID)		88	70-130

LOQ = Limit of Quantitation

ND = Not detected at or above the LOQ

N = Recovery is out of criteria

P = The RPD between two GC columns exceeds 40%

+ = RPD is out of criteria

Note: Calculations are performed before rounding to avoid round-off errors in calculated results

MADEP VPH (aromatics) - MB

Sample ID: VQ64819-001
Batch: 64819
Analytical Method: MADEP-VPH-18-2.1

Matrix: Aqueous
Prep Method: VPH

Parameter	Result	Q	Dil	LOQ	Units	Analysis Date
C9 - C10 Aromatics	ND		1	25	ug/L	08/26/2020 1121

Surrogate	Q	% Rec	Acceptance Limit
2,5-Dibromotoluene (PID)		103	70-130

LOQ = Limit of Quantitation

ND = Not detected at or above the LOQ

N = Recovery is out of criteria

P = The RPD between two GC columns exceeds 40%

+ = RPD is out of criteria

Note: Calculations are performed before rounding to avoid round-off errors in calculated results

MADEP VPH (aromatics) - LCS

Sample ID: VQ64819-002
Batch: 64819
Analytical Method: MADEP-VPH-18-2.1

Matrix: Aqueous
Prep Method: VPH

Parameter	Spike Amount (ug/L)	Result (ug/L)	Q	Dil	% Rec	% Rec Limit	Analysis Date
C9 - C10 Aromatics	25	23		1	92	70-130	08/26/2020 1024

Surrogate	Q	% Rec	Acceptance Limit
2,5-Dibromotoluene (PID)		90	70-130

LOQ = Limit of Quantitation

ND = Not detected at or above the LOQ

N = Recovery is out of criteria

P = The RPD between two GC columns exceeds 40%

+ = RPD is out of criteria

Note: Calculations are performed before rounding to avoid round-off errors in calculated results

MADEP VPH (aromatics) - LCSD

Sample ID: VQ64819-003
Batch: 64819
Analytical Method: MADEP-VPH-18-2.1

Matrix: Aqueous
Prep Method: VPH

Parameter	Spike Amount (ug/L)	Result (ug/L)	Q	Dil	% Rec	% RPD	% Rec Limit	% RPD Limit	Analysis Date
C9 - C10 Aromatics	25	23		1	93	1.3	70-130	25	08/26/2020 1053

Surrogate	Q	% Rec	Acceptance Limit
2,5-Dibromotoluene (PID)		91	70-130

LOQ = Limit of Quantitation

ND = Not detected at or above the LOQ

N = Recovery is out of criteria

P = The RPD between two GC columns exceeds 40%

+ = RPD is out of criteria

Note: Calculations are performed before rounding to avoid round-off errors in calculated results

Chain of Custody

and

Miscellaneous Documents

Internal Transfer Chain of Custody

Pace Analytical
www.pacelabs.com

☐ Samples Pre-Logged into eCOC.

State Of Origin: NC
Cert. Needed: ☑ Yes ☐ No
Owner Received Date: 8/25/2020 Results Requested By: 8/26/2020

Workorder: 92492465 **Workorder Name:** 2020-L1-2448 (8/25)

Report To	Subcontract To
Angela Baioni Pace Analytical Charlotte 9800 Kincey Ave. Suite 100 Huntersville, NC 28078 Phone (704)875-9092	Pace Analytical West Columbia 106 Vantage Point Drive West Columbia, SC 29172 Phone (803)791-9700

VH26057
CSC

Item	Sample ID	Sample Type	Collect Date/Time	Lab ID	Matrix	Preserved Containers: HCL	VPH	LAB USE ONLY
1	13023 AC Rd	PS	8/25/2020 16:48	92492465001	Water	3	X	
2								
3								
4								
5								

Transfers	Released By	Date/Time	Received By	Date/Time
1	~~PACE~~ PACE 8-26-2020 ~~KDD~~	0934	JCM-Pace	8/26/20 0934
2	JCM-Pace 8/26/20	1203		
3				8/26/20 1203

Comments

Cooler Temperature on Receipt 3.1 °C | Custody Seal Y or (N) | Received on Ice (Y) or N | Samples Intact (Y) or N

***In order to maintain client confidentiality, location/name of the sampling site, sampler's name and signature may not be provided on this COC document. This chain of custody is considered complete as is since this information is available in the owner laboratory.

Pace Analytical Services, LLC (formerly Shealy Environmental Services, Inc.)
106 Vantage Point Drive West Columbia, SC 29172 (803) 791-9700 Fax (803) 791-9111 www.pacelabs.com

Shealy Environmental Services, Inc.
Document Number: ME0018C-14

VH26057

of 1
2018

Sample Receipt Checklist (SRC)

Client: PACE Cooler Inspected by/date: JSH / 08/26/2020 Lot #: csp

Means of receipt: ☐ SESI ☐ Client ☐ UPS ☐ FedEx ☑ Other: PACE

☐ Yes	☑ No		1. Were custody seals present on the cooler?
☐ Yes	☐ No	☑ NA	2. If custody seals were present, were they intact and unbroken?

pH Strip ID: NA Chlorine Strip ID: NA Tested by: NA

Original temperature upon receipt / Derived (Corrected) temperature upon receipt %Solid Snap-Cup ID: NA

3.1 /3.1 °C NA /NA °C NA /NA °C NA /NA °C

Method: ☐ Temperature Blank ☑ Against Bottles IR Gun ID: 5 IR Gun Correction Factor: 0 °C

Method of coolant: ☑ Wet Ice ☐ Ice Packs ☐ Dry Ice ☐ None

☐ Yes	☐ No	☑ NA	3. If temperature of any cooler exceeded 6.0°C, was Project Manager Notified? PM was Notified by: phone / email / face-to-face (circle one).
☐ Yes	☐ No	☑ NA	4. Is the commercial courier's packing slip attached to this form?
☑ Yes	☐ No		5. Were proper custody procedures (relinquished/received) followed?
☑ Yes	☐ No		6. Were sample IDs listed on the COC?
☑ Yes	☐ No		7. Were sample IDs listed on all sample containers?
☑ Yes	☐ No		8. Was collection date & time listed on the COC?
☑ Yes	☐ No		9. Was collection date & time listed on all sample containers?
☑ Yes	☐ No		10. Did all container label information (ID, date, time) agree with the COC?
☑ Yes	☐ No		11. Were tests to be performed listed on the COC?
☑ Yes	☐ No		12. Did all samples arrive in the proper containers for each test and/or in good condition (unbroken, lids on, etc.)?
☑ Yes	☐ No		13. Was adequate sample volume available?
☑ Yes	☐ No		14. Were all samples received within ½ the holding time or 48 hours, whichever comes first?
☐ Yes	☑ No		15. Were any samples containers missing/excess (circle one) samples Not listed on COC?
☐ Yes	☑ No	☐ NA	16. For VOA and RSK-175 samples, were bubbles present >"pea-size" (¼"or 6mm in diameter) in any of the VOA vials?
☐ Yes	☐ No	☑ NA	17. Were all DRO/metals/nutrient samples received at a pH of < 2?
☐ Yes	☐ No	☑ NA	18. Were all cyanide samples received at a pH > 12 and sulfide samples received at a pH > 9?
☐ Yes	☐ No	☑ NA	19. Were all applicable NH_3/TKN/cyanide/phenol/625 (< 0.5mg/L) samples free of residual chlorine?
☐ Yes	☐ No	☑ NA	20. Were client remarks/requests (i.e. requested dilutions, MS/MSD designations, etc…) correctly transcribed from the COC into the comment section in LIMS?
☐ Yes	☑ No		21. Was the quote number listed on the container label? If yes, Quote # NA

Sample Preservation (Must be completed for any sample(s) incorrectly preserved or with headspace.)

Sample(s) NA were received incorrectly preserved and were adjusted accordingly in sample receiving with NA mL of circle one: H2SO4, HNO3, HCl, NaOH using SR # NA.
Time of preservation NA. If more than one preservative is needed, please note in the comments below.

Sample(s) NA were received with bubbles >6 mm in diameter.

Samples(s) NA were received with TRC > 0.5 mg/L. (If #19 is ***no***) and were adjusted accordingly in sample receiving with sodium thiosulfate ($Na_2S_2O_3$) with Shealy ID: NA.

SR barcode labels applied by: JSH Date: 08/26/2020

Comments:

Pace Analytical Services, LLC
9800 Kincey Ave. Suite 100
Huntersville, NC 28078
(704)875-9092

August 27, 2020

Andrew Street
Apex Companies - NC
5900 Northwoods Business Pkwy
Suite 5900-0
Charlotte, NC 28269

RE: Project: 2020-L1-2448 (8/25)
Pace Project No.: 92492466

Dear Andrew Street:

Enclosed are the analytical results for sample(s) received by the laboratory on August 25, 2020. The results relate only to the samples included in this report. Results reported herein conform to the applicable TNI/NELAC Standards and the laboratory's Quality Manual, where applicable, unless otherwise noted in the body of the report.

The test results provided in this final report were generated by each of the following laboratories within the Pace Network:

- Pace Analytical Services - Asheville
- Pace Analytical Services - Charlotte

If you have any questions concerning this report, please feel free to contact me.

Sincerely,

Angela M. Baioni

Angela Baioni
angela.baioni@pacelabs.com
(704)875-9092
Project Manager

Enclosures

cc: Stanley Carpenter, Colonial Pipeline
J Culbreath, Colonial Pipeline Company
Robert Hughes, Colonial Pipeline
Margaret King, APEX Companies, LLC
Emily Little, Apex Companies
Jeff Morrison, Colonial Pipeline Company
Tom Naumann, APEX Companies - NC
Joe Nicolette, Montrose-EPS
Christopher Schultz, Apex Companies
Robert A. Shenk, Colonial Pipeline Company
J Tate, Colonial Pipeline Company
Alex Testoff, Montrose-EPS
JM Wyatt, Colonial Pipeline Company

REPORT OF LABORATORY ANALYSIS

This report shall not be reproduced, except in full,
without the written consent of Pace Analytical Services, LLC.

Pace Analytical Services, LLC
9800 Kincey Ave. Suite 100
Huntersville, NC 28078
(704)875-9092

CERTIFICATIONS

Project: 2020-L1-2448 (8/25)
Pace Project No.: 92492466

Pace Analytical Services Charlotte
9800 Kincey Ave. Ste 100, Huntersville, NC 28078
Louisiana/NELAP Certification # LA170028
North Carolina Drinking Water Certification #: 37706
North Carolina Field Services Certification #: 5342
North Carolina Wastewater Certification #: 12
South Carolina Certification #: 99006001
Florida/NELAP Certification #: E87627
Kentucky UST Certification #: 84
Virginia/VELAP Certification #: 460221

Pace Analytical Services Asheville
2225 Riverside Drive, Asheville, NC 28804
Florida/NELAP Certification #: E87648
Massachusetts Certification #: M-NC030
North Carolina Drinking Water Certification #: 37712
North Carolina Wastewater Certification #: 40
South Carolina Certification #: 99030001
Virginia/VELAP Certification #: 460222

This report shall not be reproduced, except in full,
without the written consent of Pace Analytical Services, LLC.

Pace Analytical Services, LLC
9800 Kincey Ave. Suite 100
Huntersville, NC 28078
(704)875-9092

SAMPLE ANALYTE COUNT

Project: 2020-L1-2448 (8/25)
Pace Project No.: 92492466

Lab ID	Sample ID	Method	Analysts	Analytes Reported	Laboratory
92492466001	**13901_Sims_Rd**	EPA 6010D	DS	1	PASI-A
		SM 6200B	PM1	63	PASI-C

PASI-A = Pace Analytical Services - Asheville
PASI-C = Pace Analytical Services - Charlotte

REPORT OF LABORATORY ANALYSIS

This report shall not be reproduced, except in full,
without the written consent of Pace Analytical Services, LLC.

Pace Analytical Services, LLC
9800 Kincey Ave. Suite 100
Huntersville, NC 28078
(704)875-9092

ANALYTICAL RESULTS

Project: 2020-L1-2448 (8/25)
Pace Project No.: 92492466

Sample: 13901_Sims_Rd **Lab ID: 92492466001** Collected: 08/25/20 10:30 Received: 08/25/20 21:00 Matrix: Water

Parameters	Results	Units	Report Limit	DF	Prepared	Analyzed	CAS No.	Qual
6010 MET ICP	Analytical Method: EPA 6010D Preparation Method: EPA 3010A Pace Analytical Services - Asheville							
Lead	ND	ug/L	5.0	1	08/27/20 01:37	08/27/20 13:15	7439-92-1	
6200B MSV	Analytical Method: SM 6200B Pace Analytical Services - Charlotte							
Benzene	ND	ug/L	0.50	1		08/26/20 10:07	71-43-2	
Bromobenzene	ND	ug/L	0.50	1		08/26/20 10:07	108-86-1	
Bromochloromethane	ND	ug/L	0.50	1		08/26/20 10:07	74-97-5	
Bromodichloromethane	ND	ug/L	0.50	1		08/26/20 10:07	75-27-4	
Bromoform	ND	ug/L	0.50	1		08/26/20 10:07	75-25-2	
Bromomethane	ND	ug/L	5.0	1		08/26/20 10:07	74-83-9	
n-Butylbenzene	ND	ug/L	0.50	1		08/26/20 10:07	104-51-8	
sec-Butylbenzene	ND	ug/L	0.50	1		08/26/20 10:07	135-98-8	
tert-Butylbenzene	ND	ug/L	0.50	1		08/26/20 10:07	98-06-6	
Carbon tetrachloride	ND	ug/L	0.50	1		08/26/20 10:07	56-23-5	
Chlorobenzene	ND	ug/L	0.50	1		08/26/20 10:07	108-90-7	
Chloroethane	ND	ug/L	1.0	1		08/26/20 10:07	75-00-3	
Chloroform	ND	ug/L	0.50	1		08/26/20 10:07	67-66-3	
Chloromethane	ND	ug/L	1.0	1		08/26/20 10:07	74-87-3	
2-Chlorotoluene	ND	ug/L	0.50	1		08/26/20 10:07	95-49-8	
4-Chlorotoluene	ND	ug/L	0.50	1		08/26/20 10:07	106-43-4	
1,2-Dibromo-3-chloropropane	ND	ug/L	1.0	1		08/26/20 10:07	96-12-8	
Dibromochloromethane	ND	ug/L	0.50	1		08/26/20 10:07	124-48-1	
1,2-Dibromoethane (EDB)	ND	ug/L	0.50	1		08/26/20 10:07	106-93-4	
Dibromomethane	ND	ug/L	0.50	1		08/26/20 10:07	74-95-3	
1,2-Dichlorobenzene	ND	ug/L	0.50	1		08/26/20 10:07	95-50-1	
1,3-Dichlorobenzene	ND	ug/L	0.50	1		08/26/20 10:07	541-73-1	
1,4-Dichlorobenzene	ND	ug/L	0.50	1		08/26/20 10:07	106-46-7	
Dichlorodifluoromethane	ND	ug/L	0.50	1		08/26/20 10:07	75-71-8	
1,1-Dichloroethane	ND	ug/L	0.50	1		08/26/20 10:07	75-34-3	
1,2-Dichloroethane	ND	ug/L	0.50	1		08/26/20 10:07	107-06-2	
1,1-Dichloroethene	ND	ug/L	0.50	1		08/26/20 10:07	75-35-4	
cis-1,2-Dichloroethene	ND	ug/L	0.50	1		08/26/20 10:07	156-59-2	
trans-1,2-Dichloroethene	ND	ug/L	0.50	1		08/26/20 10:07	156-60-5	
1,2-Dichloropropane	ND	ug/L	0.50	1		08/26/20 10:07	78-87-5	
1,3-Dichloropropane	ND	ug/L	0.50	1		08/26/20 10:07	142-28-9	
2,2-Dichloropropane	ND	ug/L	0.50	1		08/26/20 10:07	594-20-7	
1,1-Dichloropropene	ND	ug/L	0.50	1		08/26/20 10:07	563-58-6	
cis-1,3-Dichloropropene	ND	ug/L	0.50	1		08/26/20 10:07	10061-01-5	
trans-1,3-Dichloropropene	ND	ug/L	0.50	1		08/26/20 10:07	10061-02-6	
Diisopropyl ether	ND	ug/L	0.50	1		08/26/20 10:07	108-20-3	
Ethylbenzene	ND	ug/L	0.50	1		08/26/20 10:07	100-41-4	
Hexachloro-1,3-butadiene	ND	ug/L	2.0	1		08/26/20 10:07	87-68-3	
Isopropylbenzene (Cumene)	ND	ug/L	0.50	1		08/26/20 10:07	98-82-8	
Methylene Chloride	ND	ug/L	2.0	1		08/26/20 10:07	75-09-2	
Methyl-tert-butyl ether	ND	ug/L	0.50	1		08/26/20 10:07	1634-04-4	
Naphthalene	ND	ug/L	2.0	1		08/26/20 10:07	91-20-3	

REPORT OF LABORATORY ANALYSIS

This report shall not be reproduced, except in full,
without the written consent of Pace Analytical Services, LLC.

Pace Analytical Services, LLC
9800 Kincey Ave. Suite 100
Huntersville, NC 28078
(704)875-9092

ANALYTICAL RESULTS

Project: 2020-L1-2448 (8/25)
Pace Project No.: 92492466

Sample: 13901_Sims_Rd **Lab ID: 92492466001** Collected: 08/25/20 10:30 Received: 08/25/20 21:00 Matrix: Water

Parameters	Results	Units	Report Limit	DF	Prepared	Analyzed	CAS No.	Qual
6200B MSV	Analytical Method: SM 6200B Pace Analytical Services - Charlotte							
n-Propylbenzene	ND	ug/L	0.50	1		08/26/20 10:07	103-65-1	
Styrene	ND	ug/L	0.50	1		08/26/20 10:07	100-42-5	
1,1,1,2-Tetrachloroethane	ND	ug/L	0.50	1		08/26/20 10:07	630-20-6	
1,1,2,2-Tetrachloroethane	ND	ug/L	0.50	1		08/26/20 10:07	79-34-5	
Tetrachloroethene	ND	ug/L	0.50	1		08/26/20 10:07	127-18-4	
Toluene	ND	ug/L	0.50	1		08/26/20 10:07	108-88-3	
1,2,3-Trichlorobenzene	ND	ug/L	2.0	1		08/26/20 10:07	87-61-6	
1,2,4-Trichlorobenzene	ND	ug/L	2.0	1		08/26/20 10:07	120-82-1	
1,1,1-Trichloroethane	ND	ug/L	0.50	1		08/26/20 10:07	71-55-6	
1,1,2-Trichloroethane	ND	ug/L	0.50	1		08/26/20 10:07	79-00-5	
Trichloroethene	ND	ug/L	0.50	1		08/26/20 10:07	79-01-6	
Trichlorofluoromethane	ND	ug/L	1.0	1		08/26/20 10:07	75-69-4	
1,2,3-Trichloropropane	ND	ug/L	0.50	1		08/26/20 10:07	96-18-4	
1,2,4-Trimethylbenzene	ND	ug/L	0.50	1		08/26/20 10:07	95-63-6	
1,3,5-Trimethylbenzene	ND	ug/L	0.50	1		08/26/20 10:07	108-67-8	
Vinyl chloride	ND	ug/L	1.0	1		08/26/20 10:07	75-01-4	
m&p-Xylene	ND	ug/L	1.0	1		08/26/20 10:07	179601-23-1	
o-Xylene	ND	ug/L	0.50	1		08/26/20 10:07	95-47-6	
Surrogates								
1,2-Dichloroethane-d4 (S)	108	%	70-130	1		08/26/20 10:07	17060-07-0	
4-Bromofluorobenzene (S)	93	%	70-130	1		08/26/20 10:07	460-00-4	
Toluene-d8 (S)	98	%	70-130	1		08/26/20 10:07	2037-26-5	

REPORT OF LABORATORY ANALYSIS

This report shall not be reproduced, except in full,
without the written consent of Pace Analytical Services, LLC.

Pace Analytical Services, LLC
9800 Kincey Ave. Suite 100
Huntersville, NC 28078
(704)875-9092

QUALITY CONTROL DATA

Project: 2020-L1-2448 (8/25)
Pace Project No.: 92492466

QC Batch: 562641
QC Batch Method: EPA 3010A
Analysis Method: EPA 6010D
Analysis Description: 6010 MET
Laboratory: Pace Analytical Services - Asheville
Associated Lab Samples: 92492466001

METHOD BLANK: 2984018 Matrix: Water
Associated Lab Samples: 92492466001

Parameter	Units	Blank Result	Reporting Limit	Analyzed	Qualifiers
Lead	ug/L	ND	5.0	08/27/20 09:00	

LABORATORY CONTROL SAMPLE: 2984019

Parameter	Units	Spike Conc.	LCS Result	LCS % Rec	% Rec Limits	Qualifiers
Lead	ug/L	500	508	102	80-120	

MATRIX SPIKE & MATRIX SPIKE DUPLICATE: 2984020 2984021

Parameter	Units	92492460001 Result	MS Spike Conc.	MSD Spike Conc.	MS Result	MSD Result	MS % Rec	MSD % Rec	% Rec Limits	RPD	Qual
Lead	ug/L	ND	500	500	487	490	97	98	75-125	1	

Results presented on this page are in the units indicated by the "Units" column except where an alternate unit is presented to the right of the result.

REPORT OF LABORATORY ANALYSIS

This report shall not be reproduced, except in full,
without the written consent of Pace Analytical Services, LLC.

Pace Analytical Services, LLC
9800 Kincey Ave. Suite 100
Huntersville, NC 28078
(704)875-9092

QUALITY CONTROL DATA

Project: 2020-L1-2448 (8/25)
Pace Project No.: 92492466

QC Batch: 562431
QC Batch Method: SM 6200B
Analysis Method: SM 6200B
Analysis Description: 6200B MSV
Laboratory: Pace Analytical Services - Charlotte

Associated Lab Samples: 92492466001

METHOD BLANK: 2982792 Matrix: Water
Associated Lab Samples: 92492466001

Parameter	Units	Blank Result	Reporting Limit	Analyzed	Qualifiers
1,1,1,2-Tetrachloroethane	ug/L	ND	0.50	08/26/20 02:53	
1,1,1-Trichloroethane	ug/L	ND	0.50	08/26/20 02:53	
1,1,2,2-Tetrachloroethane	ug/L	ND	0.50	08/26/20 02:53	
1,1,2-Trichloroethane	ug/L	ND	0.50	08/26/20 02:53	
1,1-Dichloroethane	ug/L	ND	0.50	08/26/20 02:53	
1,1-Dichloroethene	ug/L	ND	0.50	08/26/20 02:53	
1,1-Dichloropropene	ug/L	ND	0.50	08/26/20 02:53	
1,2,3-Trichlorobenzene	ug/L	ND	2.0	08/26/20 02:53	
1,2,3-Trichloropropane	ug/L	ND	0.50	08/26/20 02:53	
1,2,4-Trichlorobenzene	ug/L	ND	2.0	08/26/20 02:53	
1,2,4-Trimethylbenzene	ug/L	ND	0.50	08/26/20 02:53	
1,2-Dibromo-3-chloropropane	ug/L	ND	1.0	08/26/20 02:53	
1,2-Dibromoethane (EDB)	ug/L	ND	0.50	08/26/20 02:53	
1,2-Dichlorobenzene	ug/L	ND	0.50	08/26/20 02:53	
1,2-Dichloroethane	ug/L	ND	0.50	08/26/20 02:53	
1,2-Dichloropropane	ug/L	ND	0.50	08/26/20 02:53	
1,3,5-Trimethylbenzene	ug/L	ND	0.50	08/26/20 02:53	
1,3-Dichlorobenzene	ug/L	ND	0.50	08/26/20 02:53	
1,3-Dichloropropane	ug/L	ND	0.50	08/26/20 02:53	
1,4-Dichlorobenzene	ug/L	ND	0.50	08/26/20 02:53	
2,2-Dichloropropane	ug/L	ND	0.50	08/26/20 02:53	
2-Chlorotoluene	ug/L	ND	0.50	08/26/20 02:53	
4-Chlorotoluene	ug/L	ND	0.50	08/26/20 02:53	
Benzene	ug/L	ND	0.50	08/26/20 02:53	
Bromobenzene	ug/L	ND	0.50	08/26/20 02:53	
Bromochloromethane	ug/L	ND	0.50	08/26/20 02:53	
Bromodichloromethane	ug/L	ND	0.50	08/26/20 02:53	
Bromoform	ug/L	ND	0.50	08/26/20 02:53	
Bromomethane	ug/L	ND	5.0	08/26/20 02:53	
Carbon tetrachloride	ug/L	ND	0.50	08/26/20 02:53	
Chlorobenzene	ug/L	ND	0.50	08/26/20 02:53	
Chloroethane	ug/L	ND	1.0	08/26/20 02:53	
Chloroform	ug/L	ND	0.50	08/26/20 02:53	
Chloromethane	ug/L	ND	1.0	08/26/20 02:53	
cis-1,2-Dichloroethene	ug/L	ND	0.50	08/26/20 02:53	
cis-1,3-Dichloropropene	ug/L	ND	0.50	08/26/20 02:53	
Dibromochloromethane	ug/L	ND	0.50	08/26/20 02:53	
Dibromomethane	ug/L	ND	0.50	08/26/20 02:53	
Dichlorodifluoromethane	ug/L	ND	0.50	08/26/20 02:53	
Diisopropyl ether	ug/L	ND	0.50	08/26/20 02:53	

Results presented on this page are in the units indicated by the "Units" column except where an alternate unit is presented to the right of the result.

REPORT OF LABORATORY ANALYSIS

This report shall not be reproduced, except in full,
without the written consent of Pace Analytical Services, LLC.

Pace Analytical Services, LLC
9800 Kincey Ave. Suite 100
Huntersville, NC 28078
(704)875-9092

QUALITY CONTROL DATA

Project: 2020-L1-2448 (8/25)
Pace Project No.: 92492466

METHOD BLANK: 2982792 Matrix: Water
Associated Lab Samples: 92492466001

Parameter	Units	Blank Result	Reporting Limit	Analyzed	Qualifiers
Ethylbenzene	ug/L	ND	0.50	08/26/20 02:53	
Hexachloro-1,3-butadiene	ug/L	ND	2.0	08/26/20 02:53	
Isopropylbenzene (Cumene)	ug/L	ND	0.50	08/26/20 02:53	
m&p-Xylene	ug/L	ND	1.0	08/26/20 02:53	
Methyl-tert-butyl ether	ug/L	ND	0.50	08/26/20 02:53	
Methylene Chloride	ug/L	ND	2.0	08/26/20 02:53	
n-Butylbenzene	ug/L	ND	0.50	08/26/20 02:53	
n-Propylbenzene	ug/L	ND	0.50	08/26/20 02:53	
Naphthalene	ug/L	ND	2.0	08/26/20 02:53	
o-Xylene	ug/L	ND	0.50	08/26/20 02:53	
sec-Butylbenzene	ug/L	ND	0.50	08/26/20 02:53	
Styrene	ug/L	ND	0.50	08/26/20 02:53	
tert-Butylbenzene	ug/L	ND	0.50	08/26/20 02:53	
Tetrachloroethene	ug/L	ND	0.50	08/26/20 02:53	
Toluene	ug/L	ND	0.50	08/26/20 02:53	
trans-1,2-Dichloroethene	ug/L	ND	0.50	08/26/20 02:53	
trans-1,3-Dichloropropene	ug/L	ND	0.50	08/26/20 02:53	
Trichloroethene	ug/L	ND	0.50	08/26/20 02:53	
Trichlorofluoromethane	ug/L	ND	1.0	08/26/20 02:53	
Vinyl chloride	ug/L	ND	1.0	08/26/20 02:53	
1,2-Dichloroethane-d4 (S)	%	108	70-130	08/26/20 02:53	
4-Bromofluorobenzene (S)	%	96	70-130	08/26/20 02:53	
Toluene-d8 (S)	%	98	70-130	08/26/20 02:53	

LABORATORY CONTROL SAMPLE: 2982793

Parameter	Units	Spike Conc.	LCS Result	LCS % Rec	% Rec Limits	Qualifiers
1,1,1,2-Tetrachloroethane	ug/L	50	49.1	98	60-140	
1,1,1-Trichloroethane	ug/L	50	48.3	97	60-140	
1,1,2,2-Tetrachloroethane	ug/L	50	53.8	108	60-140	
1,1,2-Trichloroethane	ug/L	50	54.5	109	60-140	
1,1-Dichloroethane	ug/L	50	53.5	107	60-140	
1,1-Dichloroethene	ug/L	50	55.2	110	60-140	
1,1-Dichloropropene	ug/L	50	48.0	96	60-140	
1,2,3-Trichlorobenzene	ug/L	50	51.1	102	60-140	
1,2,3-Trichloropropane	ug/L	50	61.4	123	60-140	
1,2,4-Trichlorobenzene	ug/L	50	53.0	106	60-140	
1,2,4-Trimethylbenzene	ug/L	50	49.9	100	60-140	
1,2-Dibromo-3-chloropropane	ug/L	50	50.8	102	60-140	
1,2-Dibromoethane (EDB)	ug/L	50	49.5	99	60-140	
1,2-Dichlorobenzene	ug/L	50	52.5	105	60-140	
1,2-Dichloroethane	ug/L	50	47.8	96	60-140	
1,2-Dichloropropane	ug/L	50	52.4	105	60-140	
1,3,5-Trimethylbenzene	ug/L	50	50.5	101	60-140	

Results presented on this page are in the units indicated by the "Units" column except where an alternate unit is presented to the right of the result.

REPORT OF LABORATORY ANALYSIS

This report shall not be reproduced, except in full,
without the written consent of Pace Analytical Services, LLC.

Pace Analytical Services, LLC
9800 Kincey Ave. Suite 100
Huntersville, NC 28078
(704)875-9092

QUALITY CONTROL DATA

Project: 2020-L1-2448 (8/25)
Pace Project No.: 92492466

LABORATORY CONTROL SAMPLE: 2982793

Parameter	Units	Spike Conc.	LCS Result	LCS % Rec	% Rec Limits	Qualifiers
1,3-Dichlorobenzene	ug/L	50	52.0	104	60-140	
1,3-Dichloropropane	ug/L	50	53.3	107	60-140	
1,4-Dichlorobenzene	ug/L	50	49.8	100	60-140	
2,2-Dichloropropane	ug/L	50	44.1	88	60-140	
2-Chlorotoluene	ug/L	50	53.9	108	60-140	
4-Chlorotoluene	ug/L	50	53.0	106	60-140	
Benzene	ug/L	50	54.5	109	60-140	
Bromobenzene	ug/L	50	51.2	102	60-140	
Bromochloromethane	ug/L	50	53.2	106	60-140	
Bromodichloromethane	ug/L	50	49.9	100	60-140	
Bromoform	ug/L	50	50.2	100	60-140	
Bromomethane	ug/L	50	41.8	84	60-140	
Carbon tetrachloride	ug/L	50	48.3	97	60-140	
Chlorobenzene	ug/L	50	53.5	107	60-140	
Chloroethane	ug/L	50	42.0	84	60-140	
Chloroform	ug/L	50	52.4	105	60-140	
Chloromethane	ug/L	50	40.7	81	60-140	
cis-1,2-Dichloroethene	ug/L	50	53.8	108	60-140	
cis-1,3-Dichloropropene	ug/L	50	52.5	105	60-140	
Dibromochloromethane	ug/L	50	47.9	96	60-140	
Dibromomethane	ug/L	50	55.8	112	60-140	
Dichlorodifluoromethane	ug/L	50	43.2	86	60-140	
Diisopropyl ether	ug/L	50	49.1	98	60-140	
Ethylbenzene	ug/L	50	52.9	106	60-140	
Hexachloro-1,3-butadiene	ug/L	50	53.8	108	60-140	
Isopropylbenzene (Cumene)	ug/L	50	51.6	103	60-140	
m&p-Xylene	ug/L	100	108	108	60-140	
Methyl-tert-butyl ether	ug/L	50	48.8	98	60-140	
Methylene Chloride	ug/L	50	49.3	99	60-140	
n-Butylbenzene	ug/L	50	50.4	101	60-140	
n-Propylbenzene	ug/L	50	51.1	102	60-140	
Naphthalene	ug/L	50	48.6	97	60-140	
o-Xylene	ug/L	50	52.0	104	60-140	
sec-Butylbenzene	ug/L	50	49.2	98	60-140	
Styrene	ug/L	50	54.0	108	60-140	
tert-Butylbenzene	ug/L	50	38.8	78	60-140	
Tetrachloroethene	ug/L	50	52.4	105	60-140	
Toluene	ug/L	50	53.8	108	60-140	
trans-1,2-Dichloroethene	ug/L	50	54.1	108	60-140	
trans-1,3-Dichloropropene	ug/L	50	52.1	104	60-140	
Trichloroethene	ug/L	50	48.8	98	60-140	
Trichlorofluoromethane	ug/L	50	52.5	105	60-140	
Vinyl chloride	ug/L	50	45.8	92	60-140	
1,2-Dichloroethane-d4 (S)	%			94	70-130	
4-Bromofluorobenzene (S)	%			101	70-130	
Toluene-d8 (S)	%			103	70-130	

Results presented on this page are in the units indicated by the "Units" column except where an alternate unit is presented to the right of the result.

REPORT OF LABORATORY ANALYSIS

This report shall not be reproduced, except in full,
without the written consent of Pace Analytical Services, LLC.

Pace Analytical Services, LLC
9800 Kincey Ave. Suite 100
Huntersville, NC 28078
(704)875-9092

QUALITY CONTROL DATA

Project: 2020-L1-2448 (8/25)
Pace Project No.: 92492466

MATRIX SPIKE & MATRIX SPIKE DUPLICATE: 2982794 2982795

Parameter	Units	92492468001 Result	MS Spike Conc.	MSD Spike Conc.	MS Result	MSD Result	MS % Rec	MSD % Rec	% Rec Limits	RPD	Qual
1,1,1,2-Tetrachloroethane	ug/L	ND	20	20	21.4	20.7	107	103	60-140	4	
1,1,1-Trichloroethane	ug/L	ND	20	20	22.5	22.9	113	115	60-140	2	
1,1,2,2-Tetrachloroethane	ug/L	ND	20	20	20.9	20.9	105	104	60-140	0	
1,1,2-Trichloroethane	ug/L	ND	20	20	21.8	21.6	109	108	60-140	1	
1,1-Dichloroethane	ug/L	ND	20	20	24.0	23.2	120	116	60-140	3	
1,1-Dichloroethene	ug/L	ND	20	20	24.9	24.9	124	125	60-140	0	
1,1-Dichloropropene	ug/L	ND	20	20	24.0	24.1	120	120	60-140	0	
1,2,3-Trichlorobenzene	ug/L	ND	20	20	21.1	21.1	105	105	60-140	0	
1,2,3-Trichloropropane	ug/L	ND	20	20	24.2	23.7	121	119	60-140	2	
1,2,4-Trichlorobenzene	ug/L	ND	20	20	21.8	21.2	109	106	60-140	3	
1,2,4-Trimethylbenzene	ug/L	ND	20	20	21.7	21.4	108	107	60-140	1	
1,2-Dibromo-3-chloropropane	ug/L	ND	20	20	20.0	19.2	100	96	60-140	4	
1,2-Dibromoethane (EDB)	ug/L	ND	20	20	21.5	21.0	107	105	60-140	2	
1,2-Dichlorobenzene	ug/L	ND	20	20	21.9	21.4	109	107	60-140	2	
1,2-Dichloroethane	ug/L	ND	20	20	21.6	21.1	108	105	60-140	3	
1,2-Dichloropropane	ug/L	ND	20	20	23.4	22.0	117	110	60-140	6	
1,3,5-Trimethylbenzene	ug/L	ND	20	20	22.7	21.6	114	108	60-140	5	
1,3-Dichlorobenzene	ug/L	ND	20	20	22.0	21.1	110	105	60-140	4	
1,3-Dichloropropane	ug/L	ND	20	20	23.9	23.2	119	116	60-140	3	
1,4-Dichlorobenzene	ug/L	ND	20	20	22.4	21.3	112	107	60-140	5	
2,2-Dichloropropane	ug/L	ND	20	20	22.8	22.2	114	111	60-140	3	
2-Chlorotoluene	ug/L	ND	20	20	23.3	23.2	116	116	60-140	1	
4-Chlorotoluene	ug/L	ND	20	20	22.7	22.6	114	113	60-140	1	
Benzene	ug/L	ND	20	20	23.9	24.0	120	120	60-140	0	
Bromobenzene	ug/L	ND	20	20	21.9	21.1	109	106	60-140	3	
Bromochloromethane	ug/L	ND	20	20	21.2	21.3	106	107	60-140	0	
Bromodichloromethane	ug/L	ND	20	20	20.7	20.3	103	101	60-140	2	
Bromoform	ug/L	ND	20	20	18.7	18.5	93	93	60-140	1	
Bromomethane	ug/L	ND	20	20	23.7	21.9	119	109	60-140	8	
Carbon tetrachloride	ug/L	ND	20	20	21.9	21.7	109	108	60-140	1	
Chlorobenzene	ug/L	ND	20	20	22.7	21.9	113	110	60-140	3	
Chloroethane	ug/L	ND	20	20	25.1	24.3	125	122	60-140	3	
Chloroform	ug/L	1.5	20	20	24.3	24.4	114	114	60-140	0	
Chloromethane	ug/L	ND	20	20	17.3	17.1	87	85	60-140	1	
cis-1,2-Dichloroethene	ug/L	ND	20	20	23.1	23.2	116	116	60-140	0	
cis-1,3-Dichloropropene	ug/L	ND	20	20	22.5	22.2	113	111	60-140	1	
Dibromochloromethane	ug/L	ND	20	20	19.8	19.1	99	96	60-140	4	
Dibromomethane	ug/L	ND	20	20	22.4	22.3	112	112	60-140	0	
Dichlorodifluoromethane	ug/L	ND	20	20	18.1	16.9	91	84	60-140	7	
Diisopropyl ether	ug/L	ND	20	20	21.5	21.6	108	108	60-140	0	
Ethylbenzene	ug/L	ND	20	20	23.0	22.9	115	114	60-140	0	
Hexachloro-1,3-butadiene	ug/L	ND	20	20	23.1	24.0	115	120	60-140	4	
Isopropylbenzene (Cumene)	ug/L	ND	20	20	22.8	22.2	114	111	60-140	3	
m&p-Xylene	ug/L	ND	40	40	47.0	46.4	118	116	60-140	1	
Methyl-tert-butyl ether	ug/L	ND	20	20	22.7	22.1	113	110	60-140	3	
Methylene Chloride	ug/L	ND	20	20	20.6	20.8	103	104	60-140	1	

Results presented on this page are in the units indicated by the "Units" column except where an alternate unit is presented to the right of the result.

REPORT OF LABORATORY ANALYSIS

This report shall not be reproduced, except in full,
without the written consent of Pace Analytical Services, LLC.

Pace Analytical Services, LLC
9800 Kincey Ave. Suite 100
Huntersville, NC 28078
(704)875-9092

QUALITY CONTROL DATA

Project: 2020-L1-2448 (8/25)
Pace Project No.: 92492466

MATRIX SPIKE & MATRIX SPIKE DUPLICATE: 2982794 2982795

Parameter	Units	92492468001 Result	MS Spike Conc.	MSD Spike Conc.	MS Result	MSD Result	MS % Rec	MSD % Rec	% Rec Limits	RPD	Qual
n-Butylbenzene	ug/L	ND	20	20	22.9	22.4	115	112	60-140	2	
n-Propylbenzene	ug/L	ND	20	20	23.4	23.1	117	115	60-140	1	
Naphthalene	ug/L	ND	20	20	20.1	20.0	100	100	60-140	0	
o-Xylene	ug/L	ND	20	20	22.5	22.0	113	110	60-140	2	
sec-Butylbenzene	ug/L	ND	20	20	22.8	22.4	114	112	60-140	2	
Styrene	ug/L	ND	20	20	22.3	21.9	111	109	60-140	2	
tert-Butylbenzene	ug/L	ND	20	20	17.4	17.1	87	85	60-140	2	
Tetrachloroethene	ug/L	ND	20	20	24.0	23.7	120	118	60-140	1	
Toluene	ug/L	ND	20	20	22.3	22.3	112	112	60-140	0	
trans-1,2-Dichloroethene	ug/L	ND	20	20	23.9	23.9	120	119	60-140	0	
trans-1,3-Dichloropropene	ug/L	ND	20	20	21.2	21.2	106	106	60-140	0	
Trichloroethene	ug/L	ND	20	20	21.7	22.1	108	110	60-140	2	
Trichlorofluoromethane	ug/L	ND	20	20	23.3	23.4	116	117	60-140	0	
Vinyl chloride	ug/L	ND	20	20	19.9	19.3	99	96	60-140	3	
1,2-Dichloroethane-d4 (S)	%						109	109	70-130		
4-Bromofluorobenzene (S)	%						95	96	70-130		
Toluene-d8 (S)	%						99	99	70-130		

Results presented on this page are in the units indicated by the "Units" column except where an alternate unit is presented to the right of the result.

REPORT OF LABORATORY ANALYSIS

This report shall not be reproduced, except in full,
without the written consent of Pace Analytical Services, LLC.

Pace Analytical Services, LLC
9800 Kincey Ave. Suite 100
Huntersville, NC 28078
(704)875-9092

QUALIFIERS

Project: 2020-L1-2448 (8/25)
Pace Project No.: 92492466

DEFINITIONS

DF - Dilution Factor, if reported, represents the factor applied to the reported data due to dilution of the sample aliquot.

ND - Not Detected at or above adjusted reporting limit.

TNTC - Too Numerous To Count

J - Estimated concentration above the adjusted method detection limit and below the adjusted reporting limit.

MDL - Adjusted Method Detection Limit.

PQL - Practical Quantitation Limit.

RL - Reporting Limit - The lowest concentration value that meets project requirements for quantitative data with known precision and bias for a specific analyte in a specific matrix.

S - Surrogate

1,2-Diphenylhydrazine decomposes to and cannot be separated from Azobenzene using Method 8270. The result for each analyte is a combined concentration.

Consistent with EPA guidelines, unrounded data are displayed and have been used to calculate % recovery and RPD values.

LCS(D) - Laboratory Control Sample (Duplicate)

MS(D) - Matrix Spike (Duplicate)

DUP - Sample Duplicate

RPD - Relative Percent Difference

NC - Not Calculable.

SG - Silica Gel - Clean-Up

U - Indicates the compound was analyzed for, but not detected.

Acid preservation may not be appropriate for 2 Chloroethylvinyl ether.

A separate vial preserved to a pH of 4-5 is recommended in SW846 Chapter 4 for the analysis of Acrolein and Acrylonitrile by EPA Method 8260.

N-Nitrosodiphenylamine decomposes and cannot be separated from Diphenylamine using Method 8270. The result reported for each analyte is a combined concentration.

Pace Analytical is TNI accredited. Contact your Pace PM for the current list of accredited analytes.

TNI - The NELAC Institute.

This report shall not be reproduced, except in full,
without the written consent of Pace Analytical Services, LLC.

Pace Analytical Services, LLC
9800 Kincey Ave. Suite 100
Huntersville, NC 28078
(704)875-9092

QUALITY CONTROL DATA CROSS REFERENCE TABLE

Project: 2020-L1-2448 (8/25)
Pace Project No.: 92492466

Lab ID	Sample ID	QC Batch Method	QC Batch	Analytical Method	Analytical Batch
92492466001	**13901_Sims_Rd**	EPA 3010A	562641	EPA 6010D	562665
92492466001	**13901_Sims_Rd**	SM 6200B	562431		

This report shall not be reproduced, except in full,
without the written consent of Pace Analytical Services, LLC.

WO# : 92492466

92492466

CHAIN-OF-CUSTODY Analytical Request Document

Pace Analytical

Chain-of-Custody is a LEGAL DOCUMENT - Complete all relevent fields

LAB USE ONLY- Affix Workorder/L
MTJI

ALL SHADED AR... LAB USE ONLY

Company: Apex companies LLC	Billing Information:
Address:	
Report To: Andrew Street	Email To: Andrew Street / Emily Little
Copy To:	Site Collection Info/Address: 13901 Sims Rd
Customer Project Name/Number: 2020-11-2448	State: NC / County/City: Huntersville / Time Zone Collected: [ ] PT [ ] MT [ ] CT [ ] ET
Phone: / Email:	Site/Facility ID #: / Compliance Monitoring? [ ] Yes [ ] No
Collected By (print): Margaret King	Purchase Order #: / Quote #: / DW PWS ID #: / DW Location Code:
Collected By (signature): Margaret King	Turnaround Date Required: ASAP / Immediately Packed on Ice: [✓] Yes [ ] No
Sample Disposal: [ ] Dispose as appropriate [ ] Return [ ] Archive: _____ [ ] Hold: _____	Rush: [✓] Same Day [ ] Next Day [ ] 2 Day [ ] 3 Day [ ] 4 Day [ ] 5 Day (Expedite Charges Apply) / Field Filtered (if applicable): [ ] Yes [ ] No / Analysis: _____

Container Preservative Type **

Lab Project Manager:

** Preservative Types: (1) nitric acid, (2) sulfuric acid, (3) hydrochloric acid, (4) sodium hydroxide, (5) zinc acetate, (6) methanol, (7) sodium bisulfate, (8) sodium thiosulfate, (9) hexane, (A) ascorbic acid, (B) ammonium sulfate, (C) ammonium hydroxide, (D) TSP, (U) Unpreserved, (O) Other _____

* Matrix Codes (Insert in Matrix box below): Drinking Water (DW), Ground Water (GW), Wastewater (WW), Product (P), Soil/Solid (SL), Oil (OL), Wipe (WP), Air (AR), Tissue (TS), Bioassay (B), Vapor (V), Other (OT)

Customer Sample ID	Matrix *	Comp / Grab	Collected (or Composite Start) Date	Collected (or Composite Start) Time	Composite End Date	Composite End Time	Res Cl	# of Ctns	Analyses: SM 6200B VOCs	Lead	MADEP VPH	Lab Profile/Line: Lab Sample # / Comments:
13901 Sims Rd	DW	G			8-25-20	~~GMT~~ 1030		8	X	X	X	92492466 001

Lab Sample Receipt Checklist:

Custody Seals Present/Intact	Y N ~~NA~~
Custody Signatures Present	~~Y~~ N NA
Collector Signature Present	~~Y~~ N NA
Bottles Intact	~~Y~~ N NA
Correct Bottles	~~Y~~ N NA
Sufficient Volume	~~Y~~ N NA
Samples Received on Ice	~~Y~~ N NA
VOA - Headspace Acceptable	~~Y~~ N NA
USDA Regulated Soils	Y N ~~NA~~
Samples in Holding Time	~~Y~~ N NA
Residual Chlorine Present	Y N ~~NA~~
Cl Strips: _____	
Sample pH Acceptable	~~Y~~ N NA
pH Strips: _____	
Sulfide Present	Y N ~~NA~~
Lead Acetate Strips: _____	

Customer Remarks / Special Conditions / Possible Hazards:

Type of Ice Used: Wet Blue Dry None

Packing Material Used:

Radchem sample(s) screened (<500 cpm): Y N NA

SHORT HOLDS PRESENT (<72 hours): Y N ~~N/A~~

Lab Tracking #: 2538844

Samples received via: FEDEX UPS Client Courier Pace Courier

Lab Sample Temperature Info:
Temp Blank Received: Y ~~N~~ NA
Therm ID#: 92TDual
Cooler 1 Temp Upon Receipt: 2.5 oC
Cooler 1 Therm Corr. Factor: ___ oC
Cooler 1 Corrected Temp: 2.5 oC
Comments:

Relinquished by/Company: (Signature)	Date/Time:	Received by/Company: (Signature)	Date/Time:
Margaret King	8/25/20 2100		8/25/20 2100
Relinquished by/Company: (Signature)	Date/Time:	Received by/Company: (Signature)	Date/Time:
Relinquished by/Company: (Signature)	Date/Time:	Received by/Company: (Signature)	Date/Time:

MTJL LAB USE ONLY
Table #:
Acctnum:
Template:
Prelogin:
PM:
PB:

Trip Blank Received: Y ~~N~~ NA
HCL MeOH TSP Other

Non Conformance(s): YES / NO

Page: _____ of: _____

Report of Analysis

Pace Analytical Services, Inc.
9800 Kincey Avenue
Suite 100
Huntersville, NC 28078
Attention: Angela M. Baioni

Project Name: 2020-L1-2448 (8-25)

Project Number: 92492466

Lot Number:**VH26056**

Date Completed:08/27/2020

08/27/2020 11:25 AM
Approved and released by:
Project Manager II: **Cathy S. Dover**

The electronic signature above is the equivalent of a handwritten signature.
This report shall not be reproduced, except in its entirety, without the written approval of Pace Analytical Services, LLC.

Case Narrative
Pace Analytical Services, Inc.
Lot Number: VH26056

This Report of Analysis contains the analytical result(s) for the sample(s) listed on the Sample Summary following this Case Narrative. The sample receiving date is documented in the header information associated with each sample.

All results listed in this report relate only to the samples that are contained within this report.

Sample receipt, sample analysis, and data review have been performed in accordance with the most current approved NELAC standards, the Pace Analytical Services, LLC ("Pace") Quality Assurance Management Plan (QAMP), standard operating procedures (SOPs), and Pace policies. Any exceptions to the NELAC standards, the QAMP, SOPs or policies are qualified on the results page or discussed below.

If you have any questions regarding this report please contact the Pace Project Manager listed on the cover page.

Sample Summary
Pace Analytical Services, Inc.
Lot Number: VH26056
Project Name: 2020-L1-2448 (8-25)
Project Number: 92492466

Sample Number	Sample ID	Matrix	Date Sampled	Date Received
001	13901 Sims Rd	Aqueous	08/25/2020 1030	08/26/2020

(1 sample)

Detection Summary

Pace Analytical Services, Inc.

Lot Number: VH26056

Project Name: 2020-L1-2448 (8-25)

Project Number: 92492466

Sample	Sample ID	Matrix	Parameter	Method	Result	Q	Units	Page

(0 detections)

MADEP VPH (aliphatics)

Client: Pace Analytical Services, Inc.			Laboratory ID: VH26056-001
Description: 13901 Sims Rd			Matrix: Aqueous
Date Sampled: 08/25/2020 1030	Project Name: 2020-L1-2448 (8-25)		
Date Received: 08/26/2020	Project Number: 92492466		

Run	Prep Method	Analytical Method	Dilution	Analysis Date	Analyst	Prep Date	Batch
1	VPH	MADEP-VPH-18-2.1	1	08/26/2020 2126	ECB		64818

Parameter	CAS Number	Analytical Method	Result	Q	LOQ	Units	Run
C5 - C8 Aliphatics		MADEP-VPH-18-	ND		75	ug/L	1
C9 - C12 Aliphatics		MADEP-VPH-18-	ND		75	ug/L	1

Surrogate	Q	Run 1 % Recovery	Acceptance Limits
2,5-Dibromotoluene (FID)		97	70-130

LOQ = Limit of Quantitation	B = Detected in the method blank	E = Quantitation of compound exceeded the calibration range
ND = Not detected at or above the LOQ	N = Recovery is out of criteria	P = The RPD between two GC columns exceeds 40%
H = Out of holding time	W = Reported on wet weight basis	

Pace Analytical Services, LLC *(formerly Shealy Environmental Services, Inc.)*
106 Vantage Point Drive West Columbia, SC 29172 (803) 791-9700 Fax (803) 791-9111 www.pacelabs.com

MADEP VPH (aromatics)

Client: Pace Analytical Services, Inc. | Laboratory ID: VH26056-001
Description: 13901 Sims Rd | Matrix: Aqueous
Date Sampled: 08/25/2020 1030 | Project Name: 2020-L1-2448 (8-25)
Date Received: 08/26/2020 | Project Number: 92492466

Run	Prep Method	Analytical Method	Dilution	Analysis Date	Analyst	Prep Date	Batch
1	VPH	MADEP-VPH-18-2.1	1	08/26/2020 2126	ECB		64819

Parameter	CAS Number	Analytical Method	Result	Q	LOQ	Units	Run
C9 - C10 Aromatics		MADEP-VPH-18-	ND		25	ug/L	1

Surrogate	Q	Run 1 % Recovery	Acceptance Limits
2,5-Dibromotoluene (PID)		98	70-130

LOQ = Limit of Quantitation
ND = Not detected at or above the LOQ
H = Out of holding time
B = Detected in the method blank
N = Recovery is out of criteria
W = Reported on wet weight basis
E = Quantitation of compound exceeded the calibration range
P = The RPD between two GC columns exceeds 40%

Pace Analytical Services, LLC *(formerly Shealy Environmental Services, Inc.)*
106 Vantage Point Drive West Columbia, SC 29172 (803) 791-9700 Fax (803) 791-9111 www.pacelabs.com

QC Summary

MADEP VPH (aliphatics) - MB

Sample ID: VQ64818-001
Batch: 64818
Analytical Method: MADEP-VPH-18-2.1

Matrix: Aqueous
Prep Method: VPH

Parameter	Result	Q	Dil	LOQ	Units	Analysis Date
C5 - C8 Aliphatics	ND		1	75	ug/L	08/26/2020 1121
C9 - C12 Aliphatics	ND		1	75	ug/L	08/26/2020 1121

Surrogate	Q	% Rec	Acceptance Limit
2,5-Dibromotoluene (FID)		99	70-130

LOQ = Limit of Quantitation

ND = Not detected at or above the LOQ

N = Recovery is out of criteria

P = The RPD between two GC columns exceeds 40%

+ = RPD is out of criteria

Note: Calculations are performed before rounding to avoid round-off errors in calculated results

MADEP VPH (aliphatics) - LCS

Sample ID: VQ64818-002
Batch: 64818
Analytical Method: MADEP-VPH-18-2.1

Matrix: Aqueous
Prep Method: VPH

Parameter	Spike Amount (ug/L)	Result (ug/L)	Q	Dil	% Rec	% Rec Limit	Analysis Date
C5 - C8 Aliphatics	150	140		1	90	70-130	08/26/2020 1024
C9 - C12 Aliphatics	180	150		1	86	70-130	08/26/2020 1024

Surrogate	Q	% Rec	Acceptance Limit
2,5-Dibromotoluene (FID)		89	70-130

LOQ = Limit of Quantitation

ND = Not detected at or above the LOQ

N = Recovery is out of criteria

P = The RPD between two GC columns exceeds 40%

+ = RPD is out of criteria

Note: Calculations are performed before rounding to avoid round-off errors in calculated results

MADEP VPH (aliphatics) - LCSD

Sample ID: VQ64818-003
Batch: 64818
Analytical Method: MADEP-VPH-18-2.1

Matrix: Aqueous
Prep Method: VPH

Parameter	Spike Amount (ug/L)	Result (ug/L)	Q	Dil	% Rec	% RPD	% Rec Limit	% RPD Limit	Analysis Date
C5 - C8 Aliphatics	150	140		1	91	1.5	70-130	25	08/26/2020 1053
C9 - C12 Aliphatics	180	150		1	88	3.1	70-130	25	08/26/2020 1053

Surrogate	Q	% Rec	Acceptance Limit
2,5-Dibromotoluene (FID)		88	70-130

LOQ = Limit of Quantitation

ND = Not detected at or above the LOQ

N = Recovery is out of criteria

P = The RPD between two GC columns exceeds 40%

+ = RPD is out of criteria

Note: Calculations are performed before rounding to avoid round-off errors in calculated results

MADEP VPH (aromatics) - MB

Sample ID: VQ64819-001
Batch: 64819
Analytical Method: MADEP-VPH-18-2.1

Matrix: Aqueous
Prep Method: VPH

Parameter	Result	Q	Dil	LOQ	Units	Analysis Date
C9 - C10 Aromatics	ND		1	25	ug/L	08/26/2020 1121

Surrogate	Q	% Rec	Acceptance Limit
2,5-Dibromotoluene (PID)		103	70-130

LOQ = Limit of Quantitation

ND = Not detected at or above the LOQ

N = Recovery is out of criteria

P = The RPD between two GC columns exceeds 40%

+ = RPD is out of criteria

Note: Calculations are performed before rounding to avoid round-off errors in calculated results

MADEP VPH (aromatics) - LCS

Sample ID: VQ64819-002
Batch: 64819
Analytical Method: MADEP-VPH-18-2.1

Matrix: Aqueous
Prep Method: VPH

Parameter	Spike Amount (ug/L)	Result (ug/L)	Q	Dil	% Rec	% Rec Limit	Analysis Date
C9 - C10 Aromatics	25	23		1	92	70-130	08/26/2020 1024

Surrogate	Q	% Rec	Acceptance Limit
2,5-Dibromotoluene (PID)		90	70-130

LOQ = Limit of Quantitation

ND = Not detected at or above the LOQ

N = Recovery is out of criteria

P = The RPD between two GC columns exceeds 40%

+ = RPD is out of criteria

Note: Calculations are performed before rounding to avoid round-off errors in calculated results

MADEP VPH (aromatics) - LCSD

Sample ID: VQ64819-003
Batch: 64819
Analytical Method: MADEP-VPH-18-2.1

Matrix: Aqueous
Prep Method: VPH

Parameter	Spike Amount (ug/L)	Result (ug/L)	Q	Dil	% Rec	% RPD	% Rec Limit	% RPD Limit	Analysis Date
C9 - C10 Aromatics	25	23		1	93	1.3	70-130	25	08/26/2020 1053

Surrogate	Q	% Rec	Acceptance Limit
2,5-Dibromotoluene (PID)		91	70-130

LOQ = Limit of Quantitation

ND = Not detected at or above the LOQ

N = Recovery is out of criteria

P = The RPD between two GC columns exceeds 40%

+ = RPD is out of criteria

Note: Calculations are performed before rounding to avoid round-off errors in calculated results

Chain of Custody

and

Miscellaneous Documents

Internal Transfer Chain of Custody

Pace Analytical
www.pacelabs.com

☐ Samples Pre-Logged into eCOC.

State Of Origin: NC
Cert. Needed: ☑ Yes ☐ No
Owner Received Date: 8/25/2020 Results Requested By: 8/26/2020

Workorder: 92492466 **Workorder Name:** 2020-L1-2448 (8/25)

Report To	Subcontract To
Angela Baioni Pace Analytical Charlotte 9800 Kincey Ave. Suite 100 Huntersville, NC 28078 Phone (704)875-9092	Pace Analytical West Columbia 106 Vantage Point Drive West Columbia, SC 29172 Phone (803)791-9700

VH26056

CSO

Item	Sample ID	Sample Type	Collect Date/Time	Lab ID	Matrix	Preserved Containers: HCL	VPH												LAB USE ONLY
1	13901 Sims Rd	PS	8/25/2020 10:30	92492466001	Water	3	X												
2																			
3																			
4																			
5																			

Transfers	Released By	Date/Time	Received By	Date/Time
1	PACE 8-26-2020	9:34	JCM-Pace	8/26/20 0934
2	JCM-Pace 8/26/20	1203		
3				8/26/2020 1203

Comments

Cooler Temperature on Receipt 3.1 °C | Custody Seal Y or N | Received on Ice Y or N | Samples Intact Y or N

***In order to maintain client confidentiality, location/name of the sampling site, sampler's name and signature may not be provided on this COC document. This chain of custody is considered complete as is since this information is available in the owner laboratory.

Pace Analytical Services, LLC (formerly Shealy Environmental Services, Inc.)
106 Vantage Point Drive West Columbia, SC 29172 (803) 791-9700 Fax (803) 791-9111 www.pacelabs.com

Shealy Environmental Services, Inc.
Document Number: ME0018C-14

VH26056

of 1
2018

Sample Receipt Checklist (SRC)

Client: PACE Cooler Inspected by/date: JSH / 08/26/2020 Lot #: csp

Means of receipt: ☐ SESI ☐ Client ☐ UPS ☐ FedEx ☑ Other: PACE

☐ Yes	☑ No		1. Were custody seals present on the cooler?
☐ Yes	☐ No	☑ NA	2. If custody seals were present, were they intact and unbroken?

pH Strip ID: NA Chlorine Strip ID: NA Tested by: NA

Original temperature upon receipt / Derived (Corrected) temperature upon receipt %Solid Snap-Cup ID: NA

3.1 / 3.1 °C NA / NA °C NA / NA °C NA / NA °C

Method: ☐ Temperature Blank ☑ Against Bottles IR Gun ID: 5 IR Gun Correction Factor: 0 °C

Method of coolant: ☑ Wet Ice ☐ Ice Packs ☐ Dry Ice ☐ None

☐ Yes	☐ No	☑ NA	3. If temperature of any cooler exceeded 6.0°C, was Project Manager Notified? PM was Notified by: phone / email / face-to-face (circle one).
☐ Yes	☐ No	☑ NA	4. Is the commercial courier's packing slip attached to this form?
☑ Yes	☐ No		5. Were proper custody procedures (relinquished/received) followed?
☑ Yes	☐ No		6. Were sample IDs listed on the COC?
☑ Yes	☐ No		7. Were sample IDs listed on all sample containers?
☑ Yes	☐ No		8. Was collection date & time listed on the COC?
☑ Yes	☐ No		9. Was collection date & time listed on all sample containers?
☑ Yes	☐ No		10. Did all container label information (ID, date, time) agree with the COC?
☑ Yes	☐ No		11. Were tests to be performed listed on the COC?
☑ Yes	☐ No		12. Did all samples arrive in the proper containers for each test and/or in good condition (unbroken, lids on, etc.)?
☑ Yes	☐ No		13. Was adequate sample volume available?
☑ Yes	☐ No		14. Were all samples received within ½ the holding time or 48 hours, whichever comes first?
☐ Yes	☑ No		15. Were any samples containers missing/excess (circle one) samples Not listed on COC?
☐ Yes	☑ No	☐ NA	16. For VOA and RSK-175 samples, were bubbles present >"pea-size" (¼"or 6mm in diameter) in any of the VOA vials?
☐ Yes	☐ No	☑ NA	17. Were all DRO/metals/nutrient samples received at a pH of < 2?
☐ Yes	☐ No	☑ NA	18. Were all cyanide samples received at a pH > 12 and sulfide samples received at a pH > 9?
☐ Yes	☐ No	☑ NA	19. Were all applicable NH_3/TKN/cyanide/phenol/625 (< 0.5mg/L) samples free of residual chlorine?
☐ Yes	☐ No	☑ NA	20. Were client remarks/requests (i.e. requested dilutions, MS/MSD designations, etc…) correctly transcribed from the COC into the comment section in LIMS?
☐ Yes	☑ No		21. Was the quote number listed on the container label? If yes, Quote # NA

Sample Preservation (Must be completed for any sample(s) incorrectly preserved or with headspace.)

Sample(s) NA were received incorrectly preserved and were adjusted accordingly in sample receiving with NA mL of circle one: H2SO4, HNO3, HCl, NaOH using SR # NA.
Time of preservation NA. If more than one preservative is needed, please note in the comments below.

Sample(s) NA were received with bubbles >6 mm in diameter.

Samples(s) NA were received with TRC > 0.5 mg/L (If #19 is *no*) and were adjusted accordingly in sample receiving with sodium thiosulfate ($Na_2S_2O_3$) with Shealy ID: NA.

SR barcode labels applied by: JSH Date: 08/26/2020

Comments:

Pace Analytical Services, LLC
9800 Kincey Ave. Suite 100
Huntersville, NC 28078
(704)875-9092

August 27, 2020

Andrew Street
Apex Companies - NC
5900 Northwoods Business Pkwy
Suite 5900-0
Charlotte, NC 28269

RE: Project: 2020-L1-2448 (8/25)
Pace Project No.: 92492468

Dear Andrew Street:

Enclosed are the analytical results for sample(s) received by the laboratory on August 25, 2020. The results relate only to the samples included in this report. Results reported herein conform to the applicable TNI/NELAC Standards and the laboratory's Quality Manual, where applicable, unless otherwise noted in the body of the report.

The test results provided in this final report were generated by each of the following laboratories within the Pace Network:

- Pace Analytical Services - Asheville
- Pace Analytical Services - Charlotte

If you have any questions concerning this report, please feel free to contact me.

Sincerely,

Angela M. Baioni

Angela Baioni
angela.baioni@pacelabs.com
(704)875-9092
Project Manager

Enclosures

cc: Stanley Carpenter, Colonial Pipeline
J Culbreath, Colonial Pipeline Company
Robert Hughes, Colonial Pipeline
Margaret King, APEX Companies, LLC
Emily Little, Apex Companies
Jeff Morrison, Colonial Pipeline Company
Tom Naumann, APEX Companies - NC
Joe Nicolette, Montrose-EPS
Christopher Schultz, Apex Companies
Robert A. Shenk, Colonial Pipeline Company
J Tate, Colonial Pipeline Company
Alex Testoff, Montrose-EPS
JM Wyatt, Colonial Pipeline Company

REPORT OF LABORATORY ANALYSIS

This report shall not be reproduced, except in full,
without the written consent of Pace Analytical Services, LLC.

Pace Analytical Services, LLC
9800 Kincey Ave. Suite 100
Huntersville, NC 28078
(704)875-9092

CERTIFICATIONS

Project: 2020-L1-2448 (8/25)
Pace Project No.: 92492468

Pace Analytical Services Charlotte
9800 Kincey Ave. Ste 100, Huntersville, NC 28078
Louisiana/NELAP Certification # LA170028
North Carolina Drinking Water Certification #: 37706
North Carolina Field Services Certification #: 5342
North Carolina Wastewater Certification #: 12
South Carolina Certification #: 99006001
Florida/NELAP Certification #: E87627
Kentucky UST Certification #: 84
Virginia/VELAP Certification #: 460221

Pace Analytical Services Asheville
2225 Riverside Drive, Asheville, NC 28804
Florida/NELAP Certification #: E87648
Massachusetts Certification #: M-NC030
North Carolina Drinking Water Certification #: 37712
North Carolina Wastewater Certification #: 40
South Carolina Certification #: 99030001
Virginia/VELAP Certification #: 460222

This report shall not be reproduced, except in full,
without the written consent of Pace Analytical Services, LLC.

Pace Analytical Services, LLC
9800 Kincey Ave. Suite 100
Huntersville, NC 28078
(704)875-9092

SAMPLE ANALYTE COUNT

Project: 2020-L1-2448 (8/25)
Pace Project No.: 92492468

Lab ID	Sample ID	Method	Analysts	Analytes Reported	Laboratory
92492468001	**14015_AC_Rd**	EPA 6010D	DS	1	PASI-A
		SM 6200B	SAS	63	PASI-C

PASI-A = Pace Analytical Services - Asheville
PASI-C = Pace Analytical Services - Charlotte

This report shall not be reproduced, except in full,
without the written consent of Pace Analytical Services, LLC.

Pace Analytical Services, LLC
9800 Kincey Ave. Suite 100
Huntersville, NC 28078
(704)875-9092

ANALYTICAL RESULTS

Project: 2020-L1-2448 (8/25)
Pace Project No.: 92492468

Sample: 14015_AC_Rd **Lab ID: 92492468001** Collected: 08/25/20 14:33 Received: 08/25/20 21:00 Matrix: Water

Parameters	Results	Units	Report Limit	DF	Prepared	Analyzed	CAS No.	Qual
6010 MET ICP	Analytical Method: EPA 6010D Preparation Method: EPA 3010A Pace Analytical Services - Asheville							
Lead	ND	ug/L	5.0	1	08/27/20 01:37	08/27/20 13:18	7439-92-1	
6200B MSV	Analytical Method: SM 6200B Pace Analytical Services - Charlotte							
Benzene	ND	ug/L	0.50	1		08/26/20 09:31	71-43-2	
Bromobenzene	ND	ug/L	0.50	1		08/26/20 09:31	108-86-1	
Bromochloromethane	ND	ug/L	0.50	1		08/26/20 09:31	74-97-5	
Bromodichloromethane	ND	ug/L	0.50	1		08/26/20 09:31	75-27-4	
Bromoform	ND	ug/L	0.50	1		08/26/20 09:31	75-25-2	
Bromomethane	ND	ug/L	5.0	1		08/26/20 09:31	74-83-9	
n-Butylbenzene	ND	ug/L	0.50	1		08/26/20 09:31	104-51-8	
sec-Butylbenzene	ND	ug/L	0.50	1		08/26/20 09:31	135-98-8	
tert-Butylbenzene	ND	ug/L	0.50	1		08/26/20 09:31	98-06-6	
Carbon tetrachloride	ND	ug/L	0.50	1		08/26/20 09:31	56-23-5	
Chlorobenzene	ND	ug/L	0.50	1		08/26/20 09:31	108-90-7	
Chloroethane	ND	ug/L	1.0	1		08/26/20 09:31	75-00-3	
Chloroform	**1.5**	ug/L	0.50	1		08/26/20 09:31	67-66-3	
Chloromethane	ND	ug/L	1.0	1		08/26/20 09:31	74-87-3	
2-Chlorotoluene	ND	ug/L	0.50	1		08/26/20 09:31	95-49-8	
4-Chlorotoluene	ND	ug/L	0.50	1		08/26/20 09:31	106-43-4	
1,2-Dibromo-3-chloropropane	ND	ug/L	1.0	1		08/26/20 09:31	96-12-8	
Dibromochloromethane	ND	ug/L	0.50	1		08/26/20 09:31	124-48-1	
1,2-Dibromoethane (EDB)	ND	ug/L	0.50	1		08/26/20 09:31	106-93-4	
Dibromomethane	ND	ug/L	0.50	1		08/26/20 09:31	74-95-3	
1,2-Dichlorobenzene	ND	ug/L	0.50	1		08/26/20 09:31	95-50-1	
1,3-Dichlorobenzene	ND	ug/L	0.50	1		08/26/20 09:31	541-73-1	
1,4-Dichlorobenzene	ND	ug/L	0.50	1		08/26/20 09:31	106-46-7	
Dichlorodifluoromethane	ND	ug/L	0.50	1		08/26/20 09:31	75-71-8	
1,1-Dichloroethane	ND	ug/L	0.50	1		08/26/20 09:31	75-34-3	
1,2-Dichloroethane	ND	ug/L	0.50	1		08/26/20 09:31	107-06-2	
1,1-Dichloroethene	ND	ug/L	0.50	1		08/26/20 09:31	75-35-4	
cis-1,2-Dichloroethene	ND	ug/L	0.50	1		08/26/20 09:31	156-59-2	
trans-1,2-Dichloroethene	ND	ug/L	0.50	1		08/26/20 09:31	156-60-5	
1,2-Dichloropropane	ND	ug/L	0.50	1		08/26/20 09:31	78-87-5	
1,3-Dichloropropane	ND	ug/L	0.50	1		08/26/20 09:31	142-28-9	
2,2-Dichloropropane	ND	ug/L	0.50	1		08/26/20 09:31	594-20-7	
1,1-Dichloropropene	ND	ug/L	0.50	1		08/26/20 09:31	563-58-6	
cis-1,3-Dichloropropene	ND	ug/L	0.50	1		08/26/20 09:31	10061-01-5	
trans-1,3-Dichloropropene	ND	ug/L	0.50	1		08/26/20 09:31	10061-02-6	
Diisopropyl ether	ND	ug/L	0.50	1		08/26/20 09:31	108-20-3	
Ethylbenzene	ND	ug/L	0.50	1		08/26/20 09:31	100-41-4	
Hexachloro-1,3-butadiene	ND	ug/L	2.0	1		08/26/20 09:31	87-68-3	
Isopropylbenzene (Cumene)	ND	ug/L	0.50	1		08/26/20 09:31	98-82-8	
Methylene Chloride	ND	ug/L	2.0	1		08/26/20 09:31	75-09-2	
Methyl-tert-butyl ether	ND	ug/L	0.50	1		08/26/20 09:31	1634-04-4	
Naphthalene	ND	ug/L	2.0	1		08/26/20 09:31	91-20-3	

REPORT OF LABORATORY ANALYSIS

This report shall not be reproduced, except in full,
without the written consent of Pace Analytical Services, LLC.

Pace Analytical Services, LLC
9800 Kincey Ave. Suite 100
Huntersville, NC 28078
(704)875-9092

ANALYTICAL RESULTS

Project: 2020-L1-2448 (8/25)
Pace Project No.: 92492468

Sample: 14015_AC_Rd **Lab ID: 92492468001** Collected: 08/25/20 14:33 Received: 08/25/20 21:00 Matrix: Water

Parameters	Results	Units	Report Limit	DF	Prepared	Analyzed	CAS No.	Qual
6200B MSV	Analytical Method: SM 6200B Pace Analytical Services - Charlotte							
n-Propylbenzene	ND	ug/L	0.50	1		08/26/20 09:31	103-65-1	
Styrene	ND	ug/L	0.50	1		08/26/20 09:31	100-42-5	
1,1,1,2-Tetrachloroethane	ND	ug/L	0.50	1		08/26/20 09:31	630-20-6	
1,1,2,2-Tetrachloroethane	ND	ug/L	0.50	1		08/26/20 09:31	79-34-5	
Tetrachloroethene	ND	ug/L	0.50	1		08/26/20 09:31	127-18-4	
Toluene	ND	ug/L	0.50	1		08/26/20 09:31	108-88-3	
1,2,3-Trichlorobenzene	ND	ug/L	2.0	1		08/26/20 09:31	87-61-6	
1,2,4-Trichlorobenzene	ND	ug/L	2.0	1		08/26/20 09:31	120-82-1	
1,1,1-Trichloroethane	ND	ug/L	0.50	1		08/26/20 09:31	71-55-6	
1,1,2-Trichloroethane	ND	ug/L	0.50	1		08/26/20 09:31	79-00-5	
Trichloroethene	ND	ug/L	0.50	1		08/26/20 09:31	79-01-6	
Trichlorofluoromethane	ND	ug/L	1.0	1		08/26/20 09:31	75-69-4	
1,2,3-Trichloropropane	ND	ug/L	0.50	1		08/26/20 09:31	96-18-4	
1,2,4-Trimethylbenzene	ND	ug/L	0.50	1		08/26/20 09:31	95-63-6	
1,3,5-Trimethylbenzene	ND	ug/L	0.50	1		08/26/20 09:31	108-67-8	
Vinyl chloride	ND	ug/L	1.0	1		08/26/20 09:31	75-01-4	
m&p-Xylene	ND	ug/L	1.0	1		08/26/20 09:31	179601-23-1	
o-Xylene	ND	ug/L	0.50	1		08/26/20 09:31	95-47-6	
Surrogates								
1,2-Dichloroethane-d4 (S)	112	%	70-130	1		08/26/20 09:31	17060-07-0	
4-Bromofluorobenzene (S)	96	%	70-130	1		08/26/20 09:31	460-00-4	
Toluene-d8 (S)	98	%	70-130	1		08/26/20 09:31	2037-26-5	

REPORT OF LABORATORY ANALYSIS

This report shall not be reproduced, except in full,
without the written consent of Pace Analytical Services, LLC.

Pace Analytical Services, LLC
9800 Kincey Ave. Suite 100
Huntersville, NC 28078
(704)875-9092

QUALITY CONTROL DATA

Project: 2020-L1-2448 (8/25)
Pace Project No.: 92492468

QC Batch: 562641
QC Batch Method: EPA 3010A
Analysis Method: EPA 6010D
Analysis Description: 6010 MET
Laboratory: Pace Analytical Services - Asheville
Associated Lab Samples: 92492468001

METHOD BLANK: 2984018 Matrix: Water
Associated Lab Samples: 92492468001

Parameter	Units	Blank Result	Reporting Limit	Analyzed	Qualifiers
Lead	ug/L	ND	5.0	08/27/20 09:00	

LABORATORY CONTROL SAMPLE: 2984019

Parameter	Units	Spike Conc.	LCS Result	LCS % Rec	% Rec Limits	Qualifiers
Lead	ug/L	500	508	102	80-120	

MATRIX SPIKE & MATRIX SPIKE DUPLICATE: 2984020 2984021

Parameter	Units	92492460001 Result	MS Spike Conc.	MSD Spike Conc.	MS Result	MSD Result	MS % Rec	MSD % Rec	% Rec Limits	RPD	Qual
Lead	ug/L	ND	500	500	487	490	97	98	75-125	1	

Results presented on this page are in the units indicated by the "Units" column except where an alternate unit is presented to the right of the result.

REPORT OF LABORATORY ANALYSIS

This report shall not be reproduced, except in full,
without the written consent of Pace Analytical Services, LLC.

Pace Analytical Services, LLC
9800 Kincey Ave. Suite 100
Huntersville, NC 28078
(704)875-9092

QUALITY CONTROL DATA

Project: 2020-L1-2448 (8/25)
Pace Project No.: 92492468

QC Batch: 562431
QC Batch Method: SM 6200B
Analysis Method: SM 6200B
Analysis Description: 6200B MSV
Laboratory: Pace Analytical Services - Charlotte

Associated Lab Samples: 92492468001

METHOD BLANK: 2982792 Matrix: Water
Associated Lab Samples: 92492468001

Parameter	Units	Blank Result	Reporting Limit	Analyzed	Qualifiers
1,1,1,2-Tetrachloroethane	ug/L	ND	0.50	08/26/20 02:53	
1,1,1-Trichloroethane	ug/L	ND	0.50	08/26/20 02:53	
1,1,2,2-Tetrachloroethane	ug/L	ND	0.50	08/26/20 02:53	
1,1,2-Trichloroethane	ug/L	ND	0.50	08/26/20 02:53	
1,1-Dichloroethane	ug/L	ND	0.50	08/26/20 02:53	
1,1-Dichloroethene	ug/L	ND	0.50	08/26/20 02:53	
1,1-Dichloropropene	ug/L	ND	0.50	08/26/20 02:53	
1,2,3-Trichlorobenzene	ug/L	ND	2.0	08/26/20 02:53	
1,2,3-Trichloropropane	ug/L	ND	0.50	08/26/20 02:53	
1,2,4-Trichlorobenzene	ug/L	ND	2.0	08/26/20 02:53	
1,2,4-Trimethylbenzene	ug/L	ND	0.50	08/26/20 02:53	
1,2-Dibromo-3-chloropropane	ug/L	ND	1.0	08/26/20 02:53	
1,2-Dibromoethane (EDB)	ug/L	ND	0.50	08/26/20 02:53	
1,2-Dichlorobenzene	ug/L	ND	0.50	08/26/20 02:53	
1,2-Dichloroethane	ug/L	ND	0.50	08/26/20 02:53	
1,2-Dichloropropane	ug/L	ND	0.50	08/26/20 02:53	
1,3,5-Trimethylbenzene	ug/L	ND	0.50	08/26/20 02:53	
1,3-Dichlorobenzene	ug/L	ND	0.50	08/26/20 02:53	
1,3-Dichloropropane	ug/L	ND	0.50	08/26/20 02:53	
1,4-Dichlorobenzene	ug/L	ND	0.50	08/26/20 02:53	
2,2-Dichloropropane	ug/L	ND	0.50	08/26/20 02:53	
2-Chlorotoluene	ug/L	ND	0.50	08/26/20 02:53	
4-Chlorotoluene	ug/L	ND	0.50	08/26/20 02:53	
Benzene	ug/L	ND	0.50	08/26/20 02:53	
Bromobenzene	ug/L	ND	0.50	08/26/20 02:53	
Bromochloromethane	ug/L	ND	0.50	08/26/20 02:53	
Bromodichloromethane	ug/L	ND	0.50	08/26/20 02:53	
Bromoform	ug/L	ND	0.50	08/26/20 02:53	
Bromomethane	ug/L	ND	5.0	08/26/20 02:53	
Carbon tetrachloride	ug/L	ND	0.50	08/26/20 02:53	
Chlorobenzene	ug/L	ND	0.50	08/26/20 02:53	
Chloroethane	ug/L	ND	1.0	08/26/20 02:53	
Chloroform	ug/L	ND	0.50	08/26/20 02:53	
Chloromethane	ug/L	ND	1.0	08/26/20 02:53	
cis-1,2-Dichloroethene	ug/L	ND	0.50	08/26/20 02:53	
cis-1,3-Dichloropropene	ug/L	ND	0.50	08/26/20 02:53	
Dibromochloromethane	ug/L	ND	0.50	08/26/20 02:53	
Dibromomethane	ug/L	ND	0.50	08/26/20 02:53	
Dichlorodifluoromethane	ug/L	ND	0.50	08/26/20 02:53	
Diisopropyl ether	ug/L	ND	0.50	08/26/20 02:53	

Results presented on this page are in the units indicated by the "Units" column except where an alternate unit is presented to the right of the result.

REPORT OF LABORATORY ANALYSIS

This report shall not be reproduced, except in full,
without the written consent of Pace Analytical Services, LLC.

Pace Analytical Services, LLC
9800 Kincey Ave. Suite 100
Huntersville, NC 28078
(704)875-9092

QUALITY CONTROL DATA

Project: 2020-L1-2448 (8/25)
Pace Project No.: 92492468

METHOD BLANK: 2982792 Matrix: Water
Associated Lab Samples: 92492468001

Parameter	Units	Blank Result	Reporting Limit	Analyzed	Qualifiers
Ethylbenzene	ug/L	ND	0.50	08/26/20 02:53	
Hexachloro-1,3-butadiene	ug/L	ND	2.0	08/26/20 02:53	
Isopropylbenzene (Cumene)	ug/L	ND	0.50	08/26/20 02:53	
m&p-Xylene	ug/L	ND	1.0	08/26/20 02:53	
Methyl-tert-butyl ether	ug/L	ND	0.50	08/26/20 02:53	
Methylene Chloride	ug/L	ND	2.0	08/26/20 02:53	
n-Butylbenzene	ug/L	ND	0.50	08/26/20 02:53	
n-Propylbenzene	ug/L	ND	0.50	08/26/20 02:53	
Naphthalene	ug/L	ND	2.0	08/26/20 02:53	
o-Xylene	ug/L	ND	0.50	08/26/20 02:53	
sec-Butylbenzene	ug/L	ND	0.50	08/26/20 02:53	
Styrene	ug/L	ND	0.50	08/26/20 02:53	
tert-Butylbenzene	ug/L	ND	0.50	08/26/20 02:53	
Tetrachloroethene	ug/L	ND	0.50	08/26/20 02:53	
Toluene	ug/L	ND	0.50	08/26/20 02:53	
trans-1,2-Dichloroethene	ug/L	ND	0.50	08/26/20 02:53	
trans-1,3-Dichloropropene	ug/L	ND	0.50	08/26/20 02:53	
Trichloroethene	ug/L	ND	0.50	08/26/20 02:53	
Trichlorofluoromethane	ug/L	ND	1.0	08/26/20 02:53	
Vinyl chloride	ug/L	ND	1.0	08/26/20 02:53	
1,2-Dichloroethane-d4 (S)	%	108	70-130	08/26/20 02:53	
4-Bromofluorobenzene (S)	%	96	70-130	08/26/20 02:53	
Toluene-d8 (S)	%	98	70-130	08/26/20 02:53	

LABORATORY CONTROL SAMPLE: 2982793

Parameter	Units	Spike Conc.	LCS Result	LCS % Rec	% Rec Limits	Qualifiers
1,1,1,2-Tetrachloroethane	ug/L	50	49.1	98	60-140	
1,1,1-Trichloroethane	ug/L	50	48.3	97	60-140	
1,1,2,2-Tetrachloroethane	ug/L	50	53.8	108	60-140	
1,1,2-Trichloroethane	ug/L	50	54.5	109	60-140	
1,1-Dichloroethane	ug/L	50	53.5	107	60-140	
1,1-Dichloroethene	ug/L	50	55.2	110	60-140	
1,1-Dichloropropene	ug/L	50	48.0	96	60-140	
1,2,3-Trichlorobenzene	ug/L	50	51.1	102	60-140	
1,2,3-Trichloropropane	ug/L	50	61.4	123	60-140	
1,2,4-Trichlorobenzene	ug/L	50	53.0	106	60-140	
1,2,4-Trimethylbenzene	ug/L	50	49.9	100	60-140	
1,2-Dibromo-3-chloropropane	ug/L	50	50.8	102	60-140	
1,2-Dibromoethane (EDB)	ug/L	50	49.5	99	60-140	
1,2-Dichlorobenzene	ug/L	50	52.5	105	60-140	
1,2-Dichloroethane	ug/L	50	47.8	96	60-140	
1,2-Dichloropropane	ug/L	50	52.4	105	60-140	
1,3,5-Trimethylbenzene	ug/L	50	50.5	101	60-140	

Results presented on this page are in the units indicated by the "Units" column except where an alternate unit is presented to the right of the result.

REPORT OF LABORATORY ANALYSIS

This report shall not be reproduced, except in full,
without the written consent of Pace Analytical Services, LLC.

Pace Analytical Services, LLC
9800 Kincey Ave. Suite 100
Huntersville, NC 28078
(704)875-9092

QUALITY CONTROL DATA

Project: 2020-L1-2448 (8/25)
Pace Project No.: 92492468

LABORATORY CONTROL SAMPLE: 2982793

Parameter	Units	Spike Conc.	LCS Result	LCS % Rec	% Rec Limits	Qualifiers
1,3-Dichlorobenzene	ug/L	50	52.0	104	60-140	
1,3-Dichloropropane	ug/L	50	53.3	107	60-140	
1,4-Dichlorobenzene	ug/L	50	49.8	100	60-140	
2,2-Dichloropropane	ug/L	50	44.1	88	60-140	
2-Chlorotoluene	ug/L	50	53.9	108	60-140	
4-Chlorotoluene	ug/L	50	53.0	106	60-140	
Benzene	ug/L	50	54.5	109	60-140	
Bromobenzene	ug/L	50	51.2	102	60-140	
Bromochloromethane	ug/L	50	53.2	106	60-140	
Bromodichloromethane	ug/L	50	49.9	100	60-140	
Bromoform	ug/L	50	50.2	100	60-140	
Bromomethane	ug/L	50	41.8	84	60-140	
Carbon tetrachloride	ug/L	50	48.3	97	60-140	
Chlorobenzene	ug/L	50	53.5	107	60-140	
Chloroethane	ug/L	50	42.0	84	60-140	
Chloroform	ug/L	50	52.4	105	60-140	
Chloromethane	ug/L	50	40.7	81	60-140	
cis-1,2-Dichloroethene	ug/L	50	53.8	108	60-140	
cis-1,3-Dichloropropene	ug/L	50	52.5	105	60-140	
Dibromochloromethane	ug/L	50	47.9	96	60-140	
Dibromomethane	ug/L	50	55.8	112	60-140	
Dichlorodifluoromethane	ug/L	50	43.2	86	60-140	
Diisopropyl ether	ug/L	50	49.1	98	60-140	
Ethylbenzene	ug/L	50	52.9	106	60-140	
Hexachloro-1,3-butadiene	ug/L	50	53.8	108	60-140	
Isopropylbenzene (Cumene)	ug/L	50	51.6	103	60-140	
m&p-Xylene	ug/L	100	108	108	60-140	
Methyl-tert-butyl ether	ug/L	50	48.8	98	60-140	
Methylene Chloride	ug/L	50	49.3	99	60-140	
n-Butylbenzene	ug/L	50	50.4	101	60-140	
n-Propylbenzene	ug/L	50	51.1	102	60-140	
Naphthalene	ug/L	50	48.6	97	60-140	
o-Xylene	ug/L	50	52.0	104	60-140	
sec-Butylbenzene	ug/L	50	49.2	98	60-140	
Styrene	ug/L	50	54.0	108	60-140	
tert-Butylbenzene	ug/L	50	38.8	78	60-140	
Tetrachloroethene	ug/L	50	52.4	105	60-140	
Toluene	ug/L	50	53.8	108	60-140	
trans-1,2-Dichloroethene	ug/L	50	54.1	108	60-140	
trans-1,3-Dichloropropene	ug/L	50	52.1	104	60-140	
Trichloroethene	ug/L	50	48.8	98	60-140	
Trichlorofluoromethane	ug/L	50	52.5	105	60-140	
Vinyl chloride	ug/L	50	45.8	92	60-140	
1,2-Dichloroethane-d4 (S)	%			94	70-130	
4-Bromofluorobenzene (S)	%			101	70-130	
Toluene-d8 (S)	%			103	70-130	

Results presented on this page are in the units indicated by the "Units" column except where an alternate unit is presented to the right of the result.

REPORT OF LABORATORY ANALYSIS

This report shall not be reproduced, except in full,
without the written consent of Pace Analytical Services, LLC.

Pace Analytical Services, LLC
9800 Kincey Ave. Suite 100
Huntersville, NC 28078
(704)875-9092

QUALITY CONTROL DATA

Project: 2020-L1-2448 (8/25)
Pace Project No.: 92492468

MATRIX SPIKE & MATRIX SPIKE DUPLICATE: 2982794 2982795

Parameter	Units	92492468001 Result	MS Spike Conc.	MSD Spike Conc.	MS Result	MSD Result	MS % Rec	MSD % Rec	% Rec Limits	RPD	Qual
1,1,1,2-Tetrachloroethane	ug/L	ND	20	20	21.4	20.7	107	103	60-140	4	
1,1,1-Trichloroethane	ug/L	ND	20	20	22.5	22.9	113	115	60-140	2	
1,1,2,2-Tetrachloroethane	ug/L	ND	20	20	20.9	20.9	105	104	60-140	0	
1,1,2-Trichloroethane	ug/L	ND	20	20	21.8	21.6	109	108	60-140	1	
1,1-Dichloroethane	ug/L	ND	20	20	24.0	23.2	120	116	60-140	3	
1,1-Dichloroethene	ug/L	ND	20	20	24.9	24.9	124	125	60-140	0	
1,1-Dichloropropene	ug/L	ND	20	20	24.0	24.1	120	120	60-140	0	
1,2,3-Trichlorobenzene	ug/L	ND	20	20	21.1	21.1	105	105	60-140	0	
1,2,3-Trichloropropane	ug/L	ND	20	20	24.2	23.7	121	119	60-140	2	
1,2,4-Trichlorobenzene	ug/L	ND	20	20	21.8	21.2	109	106	60-140	3	
1,2,4-Trimethylbenzene	ug/L	ND	20	20	21.7	21.4	108	107	60-140	1	
1,2-Dibromo-3-chloropropane	ug/L	ND	20	20	20.0	19.2	100	96	60-140	4	
1,2-Dibromoethane (EDB)	ug/L	ND	20	20	21.5	21.0	107	105	60-140	2	
1,2-Dichlorobenzene	ug/L	ND	20	20	21.9	21.4	109	107	60-140	2	
1,2-Dichloroethane	ug/L	ND	20	20	21.6	21.1	108	105	60-140	3	
1,2-Dichloropropane	ug/L	ND	20	20	23.4	22.0	117	110	60-140	6	
1,3,5-Trimethylbenzene	ug/L	ND	20	20	22.7	21.6	114	108	60-140	5	
1,3-Dichlorobenzene	ug/L	ND	20	20	22.0	21.1	110	105	60-140	4	
1,3-Dichloropropane	ug/L	ND	20	20	23.9	23.2	119	116	60-140	3	
1,4-Dichlorobenzene	ug/L	ND	20	20	22.4	21.3	112	107	60-140	5	
2,2-Dichloropropane	ug/L	ND	20	20	22.8	22.2	114	111	60-140	3	
2-Chlorotoluene	ug/L	ND	20	20	23.3	23.2	116	116	60-140	1	
4-Chlorotoluene	ug/L	ND	20	20	22.7	22.6	114	113	60-140	1	
Benzene	ug/L	ND	20	20	23.9	24.0	120	120	60-140	0	
Bromobenzene	ug/L	ND	20	20	21.9	21.1	109	106	60-140	3	
Bromochloromethane	ug/L	ND	20	20	21.2	21.3	106	107	60-140	0	
Bromodichloromethane	ug/L	ND	20	20	20.7	20.3	103	101	60-140	2	
Bromoform	ug/L	ND	20	20	18.7	18.5	93	93	60-140	1	
Bromomethane	ug/L	ND	20	20	23.7	21.9	119	109	60-140	8	
Carbon tetrachloride	ug/L	ND	20	20	21.9	21.7	109	108	60-140	1	
Chlorobenzene	ug/L	ND	20	20	22.7	21.9	113	110	60-140	3	
Chloroethane	ug/L	ND	20	20	25.1	24.3	125	122	60-140	3	
Chloroform	ug/L	1.5	20	20	24.3	24.4	114	114	60-140	0	
Chloromethane	ug/L	ND	20	20	17.3	17.1	87	85	60-140	1	
cis-1,2-Dichloroethene	ug/L	ND	20	20	23.1	23.2	116	116	60-140	0	
cis-1,3-Dichloropropene	ug/L	ND	20	20	22.5	22.2	113	111	60-140	1	
Dibromochloromethane	ug/L	ND	20	20	19.8	19.1	99	96	60-140	4	
Dibromomethane	ug/L	ND	20	20	22.4	22.3	112	112	60-140	0	
Dichlorodifluoromethane	ug/L	ND	20	20	18.1	16.9	91	84	60-140	7	
Diisopropyl ether	ug/L	ND	20	20	21.5	21.6	108	108	60-140	0	
Ethylbenzene	ug/L	ND	20	20	23.0	22.9	115	114	60-140	0	
Hexachloro-1,3-butadiene	ug/L	ND	20	20	23.1	24.0	115	120	60-140	4	
Isopropylbenzene (Cumene)	ug/L	ND	20	20	22.8	22.2	114	111	60-140	3	
m&p-Xylene	ug/L	ND	40	40	47.0	46.4	118	116	60-140	1	
Methyl-tert-butyl ether	ug/L	ND	20	20	22.7	22.1	113	110	60-140	3	
Methylene Chloride	ug/L	ND	20	20	20.6	20.8	103	104	60-140	1	

Results presented on this page are in the units indicated by the "Units" column except where an alternate unit is presented to the right of the result.

REPORT OF LABORATORY ANALYSIS

This report shall not be reproduced, except in full,
without the written consent of Pace Analytical Services, LLC.

Pace Analytical Services, LLC
9800 Kincey Ave. Suite 100
Huntersville, NC 28078
(704)875-9092

QUALITY CONTROL DATA

Project: 2020-L1-2448 (8/25)
Pace Project No.: 92492468

MATRIX SPIKE & MATRIX SPIKE DUPLICATE: 2982794 2982795

Parameter	Units	92492468001 Result	MS Spike Conc.	MSD Spike Conc.	MS Result	MSD Result	MS % Rec	MSD % Rec	% Rec Limits	RPD	Qual
n-Butylbenzene	ug/L	ND	20	20	22.9	22.4	115	112	60-140	2	
n-Propylbenzene	ug/L	ND	20	20	23.4	23.1	117	115	60-140	1	
Naphthalene	ug/L	ND	20	20	20.1	20.0	100	100	60-140	0	
o-Xylene	ug/L	ND	20	20	22.5	22.0	113	110	60-140	2	
sec-Butylbenzene	ug/L	ND	20	20	22.8	22.4	114	112	60-140	2	
Styrene	ug/L	ND	20	20	22.3	21.9	111	109	60-140	2	
tert-Butylbenzene	ug/L	ND	20	20	17.4	17.1	87	85	60-140	2	
Tetrachloroethene	ug/L	ND	20	20	24.0	23.7	120	118	60-140	1	
Toluene	ug/L	ND	20	20	22.3	22.3	112	112	60-140	0	
trans-1,2-Dichloroethene	ug/L	ND	20	20	23.9	23.9	120	119	60-140	0	
trans-1,3-Dichloropropene	ug/L	ND	20	20	21.2	21.2	106	106	60-140	0	
Trichloroethene	ug/L	ND	20	20	21.7	22.1	108	110	60-140	2	
Trichlorofluoromethane	ug/L	ND	20	20	23.3	23.4	116	117	60-140	0	
Vinyl chloride	ug/L	ND	20	20	19.9	19.3	99	96	60-140	3	
1,2-Dichloroethane-d4 (S)	%						109	109	70-130		
4-Bromofluorobenzene (S)	%						95	96	70-130		
Toluene-d8 (S)	%						99	99	70-130		

Results presented on this page are in the units indicated by the "Units" column except where an alternate unit is presented to the right of the result.

REPORT OF LABORATORY ANALYSIS

This report shall not be reproduced, except in full,
without the written consent of Pace Analytical Services, LLC.

Pace Analytical Services, LLC
9800 Kincey Ave. Suite 100
Huntersville, NC 28078
(704)875-9092

QUALIFIERS

Project: 2020-L1-2448 (8/25)
Pace Project No.: 92492468

DEFINITIONS

DF - Dilution Factor, if reported, represents the factor applied to the reported data due to dilution of the sample aliquot.

ND - Not Detected at or above adjusted reporting limit.

TNTC - Too Numerous To Count

J - Estimated concentration above the adjusted method detection limit and below the adjusted reporting limit.

MDL - Adjusted Method Detection Limit.

PQL - Practical Quantitation Limit.

RL - Reporting Limit - The lowest concentration value that meets project requirements for quantitative data with known precision and bias for a specific analyte in a specific matrix.

S - Surrogate

1,2-Diphenylhydrazine decomposes to and cannot be separated from Azobenzene using Method 8270. The result for each analyte is a combined concentration.

Consistent with EPA guidelines, unrounded data are displayed and have been used to calculate % recovery and RPD values.

LCS(D) - Laboratory Control Sample (Duplicate)

MS(D) - Matrix Spike (Duplicate)

DUP - Sample Duplicate

RPD - Relative Percent Difference

NC - Not Calculable.

SG - Silica Gel - Clean-Up

U - Indicates the compound was analyzed for, but not detected.

Acid preservation may not be appropriate for 2 Chloroethylvinyl ether.

A separate vial preserved to a pH of 4-5 is recommended in SW846 Chapter 4 for the analysis of Acrolein and Acrylonitrile by EPA Method 8260.

N-Nitrosodiphenylamine decomposes and cannot be separated from Diphenylamine using Method 8270. The result reported for each analyte is a combined concentration.

Pace Analytical is TNI accredited. Contact your Pace PM for the current list of accredited analytes.

TNI - The NELAC Institute.

This report shall not be reproduced, except in full,
without the written consent of Pace Analytical Services, LLC.

Pace Analytical Services, LLC
9800 Kincey Ave. Suite 100
Huntersville, NC 28078
(704)875-9092

QUALITY CONTROL DATA CROSS REFERENCE TABLE

Project: 2020-L1-2448 (8/25)
Pace Project No.: 92492468

Lab ID	Sample ID	QC Batch Method	QC Batch	Analytical Method	Analytical Batch
92492468001	**14015_AC_Rd**	EPA 3010A	562641	EPA 6010D	562665
92492468001	**14015_AC_Rd**	SM 6200B	562431		

This report shall not be reproduced, except in full,
without the written consent of Pace Analytical Services, LLC.

Pace Analytical

CHAIN-OF-CUSTODY Analytical Request Document

Chain-of-Custody is a LEGAL DOCUMENT - Complete all relevent fields

LAB USE ONLY- Affix Workord

WO# : 92492468

ALL SHADED 92492468

Company: Apex Companies LLC	Billing Information:
Address:	
Report To: Andrew Street	Email To: Andrew Street / Emily Little
Copy To:	Site Collection Info/Address: 14015 Asbury Chapel Rd
Customer Project Name/Number: 2020-LJ-2448	State: NC County/City: Hunkersville Time Zone Collected: [ ] PT [ ] MT [ ] CT [ ] ET
Phone: Email:	Site/Facility ID #: Compliance Monitoring? [ ] Yes [ ] No
Collected By (print): Margaret King	Purchase Order #: Quote #: DW PWS ID #: DW Location Code:
Collected By (signature): Margaret K	Turnaround Date Required: ASAP Immediately Packed on Ice: [ ] Yes [ ] No
Sample Disposal: [ ] Dispose as appropriate [ ] Return [ ] Archive: [ ] Hold:	Rush: [ ] Same Day [ ] Next Day [ ] 2 Day [ ] 3 Day [ ] 4 Day [ ] 5 Day (Expedite Charges Apply) Field Filtered (if applicable): [ ] Yes [ ] No Analysis:

Container Preservative Type **

Lab Project Manager:

** Preservative Types: (1) nitric acid, (2) sulfuric acid, (3) hydrochloric acid, (4) sodium hydroxide, (5) zinc acetate, (6) methanol, (7) sodium bisulfate, (8) sodium thiosulfate, (9) hexane, (A) ascorbic acid, (B) ammonium sulfate, (C) ammonium hydroxide, (D) TSP, (U) Unpreserved, (O) Other _____

* Matrix Codes (Insert in Matrix box below): Drinking Water (DW), Ground Water (GW), Wastewater (WW), Product (P), Soil/Solid (SL), Oil (OL), Wipe (WP), Air (AR), Tissue (TS), Bioassay (B), Vapor (V), Other (OT)

Customer Sample ID	Matrix *	Comp / Grab	Collected (or Composite Start) Date	Collected (or Composite Start) Time	Composite End Date	Composite End Time	Res Cl	# of Ctns	Analyses: SM 6200B VOCs	Lead	MADEP VPH	Lab Profile/Line: 92492468
~~14015 Asbury AC Rd~~												001
14015 AC Rd	DW	G			8-25-20	1433		8	X	X	X	

Lab Sample Receipt Checklist:

Custody Seals Present/Intact	Y	N	NA
Custody Signatures Present	Y	N	NA
Collector Signature Present	Y	N	NA
Bottles Intact	Y	N	NA
Correct Bottles	Y	N	NA
Sufficient Volume	Y	N	NA
Samples Received on Ice	Y	N	NA
VOA - Headspace Acceptable	Y	N	NA
USDA Regulated Soils	Y	N	NA
Samples in Holding Time	Y	N	NA
Residual Chlorine Present	Y	N	NA
Cl Strips:			
Sample pH Acceptable	Y	N	NA
pH Strips:			
Sulfide Present	Y	N	NA
Lead Acetate Strips:			

LAB USE ONLY:
Lab Sample # / Comments:

Customer Remarks / Special Conditions / Possible Hazards:

Type of Ice Used: Wet Blue Dry None

Packing Material Used:

Radchem sample(s) screened (<500 cpm): Y N NA

SHORT HOLDS PRESENT (<72 hours): Y N N/A

Lab Tracking #: 2538837

Samples received via: FEDEX UPS Client Courier Pace Courier

Lab Sample Temperature Info:
Temp Blank Received: Y N NA
Therm ID#: 92700101
Cooler 1 Temp Upon Receipt: 2.5 oC
Cooler 1 Therm Corr. Factor: 0 oC
Cooler 1 Corrected Temp: 2.5 oC
Comments:

Relinquished by/Company: (Signature)	Date/Time:	Received by/Company: (Signature)	Date/Time:
Margaret K	8/25/20 2100		8/25/20 2100
Relinquished by/Company: (Signature)	Date/Time:	Received by/Company: (Signature)	Date/Time:
Relinquished by/Company: (Signature)	Date/Time:	Received by/Company: (Signature)	Date/Time:

MTJL LAB USE ONLY
Table #:
Acctnum:
Template:
Prelogin:
PM:
PB:

Trip Blank Received: Y N NA
HCL MeOH TSP Other

Non Conformance(s): YES / NO

Page: _____ of: _____

Report of Analysis

Pace Analytical Services, Inc.
9800 Kincey Avenue
Suite 100
Huntersville, NC 28078
Attention: Angela M. Baioni

Project Name: 2020-L1-2448 (8-25)

Project Number: 92492468

Lot Number:**VH26058**

Date Completed:08/27/2020

08/27/2020 11:26 AM
Approved and released by:
Project Manager II: **Cathy S. Dover**

The electronic signature above is the equivalent of a handwritten signature.
This report shall not be reproduced, except in its entirety, without the written approval of Pace Analytical Services, LLC.

Case Narrative
Pace Analytical Services, Inc.
Lot Number: VH26058

This Report of Analysis contains the analytical result(s) for the sample(s) listed on the Sample Summary following this Case Narrative. The sample receiving date is documented in the header information associated with each sample.

All results listed in this report relate only to the samples that are contained within this report.

Sample receipt, sample analysis, and data review have been performed in accordance with the most current approved NELAC standards, the Pace Analytical Services, LLC ("Pace") Quality Assurance Management Plan (QAMP), standard operating procedures (SOPs), and Pace policies. Any exceptions to the NELAC standards, the QAMP, SOPs or policies are qualified on the results page or discussed below.

If you have any questions regarding this report please contact the Pace Project Manager listed on the cover page.

Sample Summary

Pace Analytical Services, Inc.

Lot Number: VH26058

Project Name: 2020-L1-2448 (8-25)

Project Number: 92492468

Sample Number	Sample ID	Matrix	Date Sampled	Date Received
001	14015 AC Rd	Aqueous	08/25/2020 1433	08/26/2020

(1 sample)

Detection Summary

Pace Analytical Services, Inc.

Lot Number: VH26058

Project Name: 2020-L1-2448 (8-25)

Project Number: 92492468

Sample	Sample ID	Matrix	Parameter	Method	Result	Q	Units	Page

(0 detections)

MADEP VPH (aliphatics)

Client: Pace Analytical Services, Inc. | Laboratory ID: VH26058-001
Description: 14015 AC Rd | Matrix: Aqueous
Date Sampled: 08/25/2020 1433 | Project Name: 2020-L1-2448 (8-25)
Date Received: 08/26/2020 | Project Number: 92492468

Run	Prep Method	Analytical Method	Dilution	Analysis Date	Analyst	Prep Date	Batch
1	VPH	MADEP-VPH-18-2.1	1	08/26/2020 2224	ECB		64818

Parameter	CAS Number	Analytical Method	Result	Q	LOQ	Units	Run
C5 - C8 Aliphatics		MADEP-VPH-18-	ND		75	ug/L	1
C9 - C12 Aliphatics		MADEP-VPH-18-	ND		75	ug/L	1

Surrogate	Q	Run 1 % Recovery	Acceptance Limits
2,5-Dibromotoluene (FID)		102	70-130

LOQ = Limit of Quantitation
ND = Not detected at or above the LOQ
H = Out of holding time
B = Detected in the method blank
N = Recovery is out of criteria
W = Reported on wet weight basis
E = Quantitation of compound exceeded the calibration range
P = The RPD between two GC columns exceeds 40%

Pace Analytical Services, LLC *(formerly Shealy Environmental Services, Inc.)*
106 Vantage Point Drive West Columbia, SC 29172 (803) 791-9700 Fax (803) 791-9111 www.pacelabs.com

MADEP VPH (aromatics)

Client: Pace Analytical Services, Inc. | Laboratory ID: VH26058-001
Description: 14015 AC Rd | Matrix: Aqueous
Date Sampled: 08/25/2020 1433 | Project Name: 2020-L1-2448 (8-25)
Date Received: 08/26/2020 | Project Number: 92492468

Run	Prep Method	Analytical Method	Dilution	Analysis Date	Analyst	Prep Date	Batch
1	VPH	MADEP-VPH-18-2.1	1	08/26/2020 2224	ECB		64819

Parameter	CAS Number	Analytical Method	Result	Q	LOQ	Units	Run
C9 - C10 Aromatics		MADEP-VPH-18-	ND		25	ug/L	1

Surrogate	Q	Run 1 % Recovery	Acceptance Limits
2,5-Dibromotoluene (PID)		101	70-130

LOQ = Limit of Quantitation
ND = Not detected at or above the LOQ
H = Out of holding time
B = Detected in the method blank
N = Recovery is out of criteria
W = Reported on wet weight basis
E = Quantitation of compound exceeded the calibration range
P = The RPD between two GC columns exceeds 40%

Pace Analytical Services, LLC *(formerly Shealy Environmental Services, Inc.)*
106 Vantage Point Drive West Columbia, SC 29172 (803) 791-9700 Fax (803) 791-9111 www.pacelabs.com

QC Summary

MADEP VPH (aliphatics) - MB

Sample ID: VQ64818-001
Batch: 64818
Analytical Method: MADEP-VPH-18-2.1

Matrix: Aqueous
Prep Method: VPH

Parameter	Result	Q	Dil	LOQ	Units	Analysis Date
C5 - C8 Aliphatics	ND		1	75	ug/L	08/26/2020 1121
C9 - C12 Aliphatics	ND		1	75	ug/L	08/26/2020 1121

Surrogate	Q	% Rec	Acceptance Limit
2,5-Dibromotoluene (FID)		99	70-130

LOQ = Limit of Quantitation

ND = Not detected at or above the LOQ

N = Recovery is out of criteria

P = The RPD between two GC columns exceeds 40%

+ = RPD is out of criteria

Note: Calculations are performed before rounding to avoid round-off errors in calculated results

MADEP VPH (aliphatics) - LCS

Sample ID: VQ64818-002
Batch: 64818
Analytical Method: MADEP-VPH-18-2.1

Matrix: Aqueous
Prep Method: VPH

Parameter	Spike Amount (ug/L)	Result (ug/L)	Q	Dil	% Rec	% Rec Limit	Analysis Date
C5 - C8 Aliphatics	150	140		1	90	70-130	08/26/2020 1024
C9 - C12 Aliphatics	180	150		1	86	70-130	08/26/2020 1024

Surrogate	Q	% Rec	Acceptance Limit
2,5-Dibromotoluene (FID)		89	70-130

LOQ = Limit of Quantitation

ND = Not detected at or above the LOQ

N = Recovery is out of criteria

P = The RPD between two GC columns exceeds 40%

+ = RPD is out of criteria

Note: Calculations are performed before rounding to avoid round-off errors in calculated results

MADEP VPH (aliphatics) - LCSD

Sample ID: VQ64818-003
Batch: 64818
Analytical Method: MADEP-VPH-18-2.1

Matrix: Aqueous
Prep Method: VPH

Parameter	Spike Amount (ug/L)	Result (ug/L)	Q	Dil	% Rec	% RPD	% Rec Limit	% RPD Limit	Analysis Date
C5 - C8 Aliphatics	150	140		1	91	1.5	70-130	25	08/26/2020 1053
C9 - C12 Aliphatics	180	150		1	88	3.1	70-130	25	08/26/2020 1053

Surrogate	Q	% Rec	Acceptance Limit
2,5-Dibromotoluene (FID)		88	70-130

LOQ = Limit of Quantitation

ND = Not detected at or above the LOQ

N = Recovery is out of criteria

P = The RPD between two GC columns exceeds 40%

+ = RPD is out of criteria

Note: Calculations are performed before rounding to avoid round-off errors in calculated results

MADEP VPH (aromatics) - MB

Sample ID: VQ64819-001
Batch: 64819
Analytical Method: MADEP-VPH-18-2.1

Matrix: Aqueous
Prep Method: VPH

Parameter	Result	Q	Dil	LOQ	Units	Analysis Date
C9 - C10 Aromatics	ND		1	25	ug/L	08/26/2020 1121

Surrogate	Q	% Rec	Acceptance Limit
2,5-Dibromotoluene (PID)		103	70-130

LOQ = Limit of Quantitation

ND = Not detected at or above the LOQ

N = Recovery is out of criteria

P = The RPD between two GC columns exceeds 40%

+ = RPD is out of criteria

Note: Calculations are performed before rounding to avoid round-off errors in calculated results

MADEP VPH (aromatics) - LCS

Sample ID: VQ64819-002
Batch: 64819
Analytical Method: MADEP-VPH-18-2.1

Matrix: Aqueous
Prep Method: VPH

Parameter	Spike Amount (ug/L)	Result (ug/L)	Q	Dil	% Rec	% Rec Limit	Analysis Date
C9 - C10 Aromatics	25	23		1	92	70-130	08/26/2020 1024

Surrogate	Q	% Rec	Acceptance Limit
2,5-Dibromotoluene (PID)		90	70-130

LOQ = Limit of Quantitation

ND = Not detected at or above the LOQ

N = Recovery is out of criteria

P = The RPD between two GC columns exceeds 40%

+ = RPD is out of criteria

Note: Calculations are performed before rounding to avoid round-off errors in calculated results

MADEP VPH (aromatics) - LCSD

Sample ID: VQ64819-003
Batch: 64819
Analytical Method: MADEP-VPH-18-2.1

Matrix: Aqueous
Prep Method: VPH

Parameter	Spike Amount (ug/L)	Result (ug/L)	Q	Dil	% Rec	% RPD	% Rec Limit	% RPD Limit	Analysis Date
C9 - C10 Aromatics	25	23		1	93	1.3	70-130	25	08/26/2020 1053

Surrogate	Q	% Rec	Acceptance Limit
2,5-Dibromotoluene (PID)		91	70-130

LOQ = Limit of Quantitation

ND = Not detected at or above the LOQ

N = Recovery is out of criteria

P = The RPD between two GC columns exceeds 40%

+ = RPD is out of criteria

Note: Calculations are performed before rounding to avoid round-off errors in calculated results

Chain of Custody

and

Miscellaneous Documents

Pace Analytical Services, LLC (formerly Shealy Environmental Services, Inc.)
106 Vantage Point Drive West Columbia, SC 29172 (803) 791-9700 Fax (803) 791-9111 www.pacelabs.com

Internal Transfer Chain of Custody

Pace Analytical
www.pacelabs.com

☐ Samples Pre-Logged into eCOC.

State Of Origin: NC
Cert. Needed: ☑ Yes ☐ No
Owner Received Date: 8/25/2020 Results Requested By: 8/26/2020

Workorder: 92492468 **Workorder Name:** 2020-L1-2448 (8/25)

Report To	Subcontract To
Angela Baioni Pace Analytical Charlotte 9800 Kincey Ave. Suite 100 Huntersville, NC 28078 Phone (704)875-9092	Pace Analytical West Columbia 106 Vantage Point Drive West Columbia, SC 29172 Phone (803)791-9700

VH26058

Item	Sample ID	Sample Type	Collect Date/Time	Lab ID	Matrix	Preserved Containers** HCl						Requested Analysis VHA										LAB USE ONLY
1	14015 AC Rd	PS	8/25/2020 14:33	92492468001	Water	3						X										
2																						
3																						
4																						
5																						

Transfers	Released By	Date/Time	Received By	Date/Time
1	~~ANNE~~ PACE 8-26-2020 ~~1400~~	1334	JCM-Pace	8/26/20 0931
2	JCM-Pace 8/26/20	1203		
3				8/26/2020 1203

Comments

Cooler Temperature on Receipt 3.1 °C | Custody Seal Y or N | Received on Ice Y or N | Samples Intact Y or N

***In order to maintain client confidentiality, location/name of the sampling site, sampler's name and signature may not be provided on this COC document. This chain of custody is considered complete as is since this information is available in the owner laboratory.*

PACE ANALYTICAL SERVICES, LLC

Shealy Environmental Services, Inc.
Document Number: ME0018C-14

VH26058

of 1
2018

Sample Receipt Checklist (SRC)

Client: PACE Cooler Inspected by/date: JSH / 08/26/2020 Lot #: CSD

Means of receipt: ☐ SESI ☐ Client ☐ UPS ☐ FedEx ☑ Other: PACE

☐ Yes	☑ No		1. Were custody seals present on the cooler?
☐ Yes	☐ No	☑ NA	2. If custody seals were present, were they intact and unbroken?

pH Strip ID: NA Chlorine Strip ID: NA Tested by: NA

Original temperature upon receipt / Derived (Corrected) temperature upon receipt %Solid Snap-Cup ID: NA

3.1 / 3.1 °C NA / NA °C NA / NA °C NA / NA °C

Method: ☐ Temperature Blank ☑ Against Bottles IR Gun ID: 5 IR Gun Correction Factor: 0 °C

Method of coolant: ☑ Wet Ice ☐ Ice Packs ☐ Dry Ice ☐ None

☐ Yes	☐ No	☑ NA	3. If temperature of any cooler exceeded 6.0°C, was Project Manager Notified? PM was Notified by: phone / email / face-to-face (circle one).
☐ Yes	☐ No	☑ NA	4. Is the commercial courier's packing slip attached to this form?
☑ Yes	☐ No		5. Were proper custody procedures (relinquished/received) followed?
☑ Yes	☐ No		6. Were sample IDs listed on the COC?
☑ Yes	☐ No		7. Were sample IDs listed on all sample containers?
☑ Yes	☐ No		8. Was collection date & time listed on the COC?
☑ Yes	☐ No		9. Was collection date & time listed on all sample containers?
☑ Yes	☐ No		10. Did all container label information (ID, date, time) agree with the COC?
☑ Yes	☐ No		11. Were tests to be performed listed on the COC?
☑ Yes	☐ No		12. Did all samples arrive in the proper containers for each test and/or in good condition (unbroken, lids on, etc.)?
☑ Yes	☐ No		13. Was adequate sample volume available?
☑ Yes	☐ No		14. Were all samples received within ½ the holding time or 48 hours, whichever comes first?
☐ Yes	☑ No		15. Were any samples containers missing/excess (circle one) samples Not listed on COC?
☐ Yes	☑ No	☐ NA	16. For VOA and RSK-175 samples, were bubbles present >"pea-size" (¼"or 6mm in diameter) in any of the VOA vials?
☐ Yes	☐ No	☑ NA	17. Were all DRO/metals/nutrient samples received at a pH of < 2?
☐ Yes	☐ No	☑ NA	18. Were all cyanide samples received at a pH > 12 and sulfide samples received at a pH > 9?
☐ Yes	☐ No	☑ NA	19. Were all applicable NH_3/TKN/cyanide/phenol/625 (< 0.5mg/L) samples free of residual chlorine?
☐ Yes	☐ No	☑ NA	20. Were client remarks/requests (i.e. requested dilutions, MS/MSD designations, etc…) correctly transcribed from the COC into the comment section in LIMS?
☐ Yes	☑ No		21. Was the quote number listed on the container label? If yes, Quote # NA

Sample Preservation (Must be completed for any sample(s) incorrectly preserved or with headspace.)

Sample(s) NA were received incorrectly preserved and were adjusted accordingly in sample receiving with NA mL of circle one: H2SO4, HNO3, HCl, NaOH using SR # NA.
Time of preservation NA. If more than one preservative is needed, please note in the comments below.

Sample(s) NA were received with bubbles >6 mm in diameter.

Samples(s) NA were received with TRC > 0.5 mg/L (If #19 is *no*) and were adjusted accordingly in sample receiving with sodium thiosulfate ($Na_2S_2O_3$) with Shealy ID: NA.

SR barcode labels applied by: JSH Date: 08/26/2020

Comments:

Pace Analytical Services, LLC
9800 Kincey Ave. Suite 100
Huntersville, NC 28078
(704)875-9092

August 27, 2020

Andrew Street
Apex Companies - NC
5900 Northwoods Business Pkwy
Suite 5900-0
Charlotte, NC 28269

RE: Project: 2020-L1-2448 (8/25)
Pace Project No.: 92492469

Dear Andrew Street:

Enclosed are the analytical results for sample(s) received by the laboratory on August 25, 2020. The results relate only to the samples included in this report. Results reported herein conform to the applicable TNI/NELAC Standards and the laboratory's Quality Manual, where applicable, unless otherwise noted in the body of the report.

The test results provided in this final report were generated by each of the following laboratories within the Pace Network:

- Pace Analytical Services - Asheville
- Pace Analytical Services - Charlotte

If you have any questions concerning this report, please feel free to contact me.

Sincerely,

Angela M. Baioni

Angela Baioni
angela.baioni@pacelabs.com
(704)875-9092
Project Manager

Enclosures

cc: Stanley Carpenter, Colonial Pipeline
J Culbreath, Colonial Pipeline Company
Robert Hughes, Colonial Pipeline
Margaret King, APEX Companies, LLC
Emily Little, Apex Companies
Jeff Morrison, Colonial Pipeline Company
Tom Naumann, APEX Companies - NC
Joe Nicolette, Montrose-EPS
Christopher Schultz, Apex Companies
Robert A. Shenk, Colonial Pipeline Company
J Tate, Colonial Pipeline Company
Alex Testoff, Montrose-EPS
JM Wyatt, Colonial Pipeline Company

REPORT OF LABORATORY ANALYSIS

This report shall not be reproduced, except in full,
without the written consent of Pace Analytical Services, LLC.

Pace Analytical Services, LLC
9800 Kincey Ave. Suite 100
Huntersville, NC 28078
(704)875-9092

CERTIFICATIONS

Project: 2020-L1-2448 (8/25)
Pace Project No.: 92492469

Pace Analytical Services Charlotte
9800 Kincey Ave. Ste 100, Huntersville, NC 28078
Louisiana/NELAP Certification # LA170028
North Carolina Drinking Water Certification #: 37706
North Carolina Field Services Certification #: 5342
North Carolina Wastewater Certification #: 12
South Carolina Certification #: 99006001
Florida/NELAP Certification #: E87627
Kentucky UST Certification #: 84
Virginia/VELAP Certification #: 460221

Pace Analytical Services Asheville
2225 Riverside Drive, Asheville, NC 28804
Florida/NELAP Certification #: E87648
Massachusetts Certification #: M-NC030
North Carolina Drinking Water Certification #: 37712
North Carolina Wastewater Certification #: 40
South Carolina Certification #: 99030001
Virginia/VELAP Certification #: 460222

This report shall not be reproduced, except in full,
without the written consent of Pace Analytical Services, LLC.

Pace Analytical Services, LLC
9800 Kincey Ave. Suite 100
Huntersville, NC 28078
(704)875-9092

SAMPLE ANALYTE COUNT

Project: 2020-L1-2448 (8/25)
Pace Project No.: 92492469

Lab ID	Sample ID	Method	Analysts	Analytes Reported	Laboratory
92492469001	**FD1-08252020**	EPA 6010D	DS	1	PASI-A
		SM 6200B	PM1	63	PASI-C
92492469002	**Field Blank**	EPA 6010D	DS	1	PASI-A
		SM 6200B	PM1	63	PASI-C
92492469003	**Trip Blank**	SM 6200B	SAS	63	PASI-C

PASI-A = Pace Analytical Services - Asheville
PASI-C = Pace Analytical Services - Charlotte

This report shall not be reproduced, except in full,
without the written consent of Pace Analytical Services, LLC.

Pace Analytical Services, LLC
9800 Kincey Ave. Suite 100
Huntersville, NC 28078
(704)875-9092

ANALYTICAL RESULTS

Project: 2020-L1-2448 (8/25)
Pace Project No.: 92492469

Sample: FD1-08252020 **Lab ID: 92492469001** Collected: 08/25/20 19:56 Received: 08/25/20 21:00 Matrix: Water

Parameters	Results	Units	Report Limit	DF	Prepared	Analyzed	CAS No.	Qual
6010 MET ICP	Analytical Method: EPA 6010D Preparation Method: EPA 3010A Pace Analytical Services - Asheville							
Lead	ND	ug/L	5.0	1	08/27/20 01:37	08/27/20 13:21	7439-92-1	
6200B MSV	Analytical Method: SM 6200B Pace Analytical Services - Charlotte							
Benzene	ND	ug/L	0.50	1		08/26/20 09:13	71-43-2	
Bromobenzene	ND	ug/L	0.50	1		08/26/20 09:13	108-86-1	
Bromochloromethane	ND	ug/L	0.50	1		08/26/20 09:13	74-97-5	
Bromodichloromethane	ND	ug/L	0.50	1		08/26/20 09:13	75-27-4	
Bromoform	ND	ug/L	0.50	1		08/26/20 09:13	75-25-2	
Bromomethane	ND	ug/L	5.0	1		08/26/20 09:13	74-83-9	
n-Butylbenzene	ND	ug/L	0.50	1		08/26/20 09:13	104-51-8	
sec-Butylbenzene	ND	ug/L	0.50	1		08/26/20 09:13	135-98-8	
tert-Butylbenzene	ND	ug/L	0.50	1		08/26/20 09:13	98-06-6	
Carbon tetrachloride	ND	ug/L	0.50	1		08/26/20 09:13	56-23-5	
Chlorobenzene	ND	ug/L	0.50	1		08/26/20 09:13	108-90-7	
Chloroethane	ND	ug/L	1.0	1		08/26/20 09:13	75-00-3	
Chloroform	ND	ug/L	0.50	1		08/26/20 09:13	67-66-3	
Chloromethane	ND	ug/L	1.0	1		08/26/20 09:13	74-87-3	
2-Chlorotoluene	ND	ug/L	0.50	1		08/26/20 09:13	95-49-8	
4-Chlorotoluene	ND	ug/L	0.50	1		08/26/20 09:13	106-43-4	
1,2-Dibromo-3-chloropropane	ND	ug/L	1.0	1		08/26/20 09:13	96-12-8	
Dibromochloromethane	ND	ug/L	0.50	1		08/26/20 09:13	124-48-1	
1,2-Dibromoethane (EDB)	ND	ug/L	0.50	1		08/26/20 09:13	106-93-4	
Dibromomethane	ND	ug/L	0.50	1		08/26/20 09:13	74-95-3	
1,2-Dichlorobenzene	ND	ug/L	0.50	1		08/26/20 09:13	95-50-1	
1,3-Dichlorobenzene	ND	ug/L	0.50	1		08/26/20 09:13	541-73-1	
1,4-Dichlorobenzene	ND	ug/L	0.50	1		08/26/20 09:13	106-46-7	
Dichlorodifluoromethane	ND	ug/L	0.50	1		08/26/20 09:13	75-71-8	
1,1-Dichloroethane	ND	ug/L	0.50	1		08/26/20 09:13	75-34-3	
1,2-Dichloroethane	ND	ug/L	0.50	1		08/26/20 09:13	107-06-2	
1,1-Dichloroethene	ND	ug/L	0.50	1		08/26/20 09:13	75-35-4	
cis-1,2-Dichloroethene	ND	ug/L	0.50	1		08/26/20 09:13	156-59-2	
trans-1,2-Dichloroethene	ND	ug/L	0.50	1		08/26/20 09:13	156-60-5	
1,2-Dichloropropane	ND	ug/L	0.50	1		08/26/20 09:13	78-87-5	
1,3-Dichloropropane	ND	ug/L	0.50	1		08/26/20 09:13	142-28-9	
2,2-Dichloropropane	ND	ug/L	0.50	1		08/26/20 09:13	594-20-7	
1,1-Dichloropropene	ND	ug/L	0.50	1		08/26/20 09:13	563-58-6	
cis-1,3-Dichloropropene	ND	ug/L	0.50	1		08/26/20 09:13	10061-01-5	
trans-1,3-Dichloropropene	ND	ug/L	0.50	1		08/26/20 09:13	10061-02-6	
Diisopropyl ether	ND	ug/L	0.50	1		08/26/20 09:13	108-20-3	
Ethylbenzene	ND	ug/L	0.50	1		08/26/20 09:13	100-41-4	
Hexachloro-1,3-butadiene	ND	ug/L	2.0	1		08/26/20 09:13	87-68-3	
Isopropylbenzene (Cumene)	ND	ug/L	0.50	1		08/26/20 09:13	98-82-8	
Methylene Chloride	ND	ug/L	2.0	1		08/26/20 09:13	75-09-2	
Methyl-tert-butyl ether	ND	ug/L	0.50	1		08/26/20 09:13	1634-04-4	
Naphthalene	ND	ug/L	2.0	1		08/26/20 09:13	91-20-3	

REPORT OF LABORATORY ANALYSIS

This report shall not be reproduced, except in full,
without the written consent of Pace Analytical Services, LLC.

Pace Analytical Services, LLC
9800 Kincey Ave. Suite 100
Huntersville, NC 28078
(704)875-9092

ANALYTICAL RESULTS

Project: 2020-L1-2448 (8/25)
Pace Project No.: 92492469

Sample: FD1-08252020 **Lab ID: 92492469001** Collected: 08/25/20 19:56 Received: 08/25/20 21:00 Matrix: Water

Parameters	Results	Units	Report Limit	DF	Prepared	Analyzed	CAS No.	Qual
6200B MSV	Analytical Method: SM 6200B Pace Analytical Services - Charlotte							
n-Propylbenzene	ND	ug/L	0.50	1		08/26/20 09:13	103-65-1	
Styrene	ND	ug/L	0.50	1		08/26/20 09:13	100-42-5	
1,1,1,2-Tetrachloroethane	ND	ug/L	0.50	1		08/26/20 09:13	630-20-6	
1,1,2,2-Tetrachloroethane	ND	ug/L	0.50	1		08/26/20 09:13	79-34-5	
Tetrachloroethene	ND	ug/L	0.50	1		08/26/20 09:13	127-18-4	
Toluene	ND	ug/L	0.50	1		08/26/20 09:13	108-88-3	
1,2,3-Trichlorobenzene	ND	ug/L	2.0	1		08/26/20 09:13	87-61-6	
1,2,4-Trichlorobenzene	ND	ug/L	2.0	1		08/26/20 09:13	120-82-1	
1,1,1-Trichloroethane	ND	ug/L	0.50	1		08/26/20 09:13	71-55-6	
1,1,2-Trichloroethane	ND	ug/L	0.50	1		08/26/20 09:13	79-00-5	
Trichloroethene	ND	ug/L	0.50	1		08/26/20 09:13	79-01-6	
Trichlorofluoromethane	ND	ug/L	1.0	1		08/26/20 09:13	75-69-4	
1,2,3-Trichloropropane	ND	ug/L	0.50	1		08/26/20 09:13	96-18-4	
1,2,4-Trimethylbenzene	ND	ug/L	0.50	1		08/26/20 09:13	95-63-6	
1,3,5-Trimethylbenzene	ND	ug/L	0.50	1		08/26/20 09:13	108-67-8	
Vinyl chloride	ND	ug/L	1.0	1		08/26/20 09:13	75-01-4	
m&p-Xylene	ND	ug/L	1.0	1		08/26/20 09:13	179601-23-1	
o-Xylene	ND	ug/L	0.50	1		08/26/20 09:13	95-47-6	
Surrogates								
1,2-Dichloroethane-d4 (S)	107	%	70-130	1		08/26/20 09:13	17060-07-0	
4-Bromofluorobenzene (S)	95	%	70-130	1		08/26/20 09:13	460-00-4	
Toluene-d8 (S)	99	%	70-130	1		08/26/20 09:13	2037-26-5	

REPORT OF LABORATORY ANALYSIS

This report shall not be reproduced, except in full,
without the written consent of Pace Analytical Services, LLC.

Pace Analytical Services, LLC
9800 Kincey Ave. Suite 100
Huntersville, NC 28078
(704)875-9092

ANALYTICAL RESULTS

Project: 2020-L1-2448 (8/25)
Pace Project No.: 92492469

Sample: Field Blank **Lab ID: 92492469002** Collected: 08/25/20 19:56 Received: 08/25/20 21:00 Matrix: Water

Parameters	Results	Units	Report Limit	DF	Prepared	Analyzed	CAS No.	Qual
6010 MET ICP	Analytical Method: EPA 6010D Preparation Method: EPA 3010A Pace Analytical Services - Asheville							
Lead	ND	ug/L	5.0	1	08/27/20 01:37	08/27/20 13:24	7439-92-1	
6200B MSV	Analytical Method: SM 6200B Pace Analytical Services - Charlotte							
Benzene	ND	ug/L	0.50	1		08/26/20 08:54	71-43-2	
Bromobenzene	ND	ug/L	0.50	1		08/26/20 08:54	108-86-1	
Bromochloromethane	ND	ug/L	0.50	1		08/26/20 08:54	74-97-5	
Bromodichloromethane	ND	ug/L	0.50	1		08/26/20 08:54	75-27-4	
Bromoform	ND	ug/L	0.50	1		08/26/20 08:54	75-25-2	
Bromomethane	ND	ug/L	5.0	1		08/26/20 08:54	74-83-9	
n-Butylbenzene	ND	ug/L	0.50	1		08/26/20 08:54	104-51-8	
sec-Butylbenzene	ND	ug/L	0.50	1		08/26/20 08:54	135-98-8	
tert-Butylbenzene	ND	ug/L	0.50	1		08/26/20 08:54	98-06-6	
Carbon tetrachloride	ND	ug/L	0.50	1		08/26/20 08:54	56-23-5	
Chlorobenzene	ND	ug/L	0.50	1		08/26/20 08:54	108-90-7	
Chloroethane	ND	ug/L	1.0	1		08/26/20 08:54	75-00-3	
Chloroform	ND	ug/L	0.50	1		08/26/20 08:54	67-66-3	
Chloromethane	ND	ug/L	1.0	1		08/26/20 08:54	74-87-3	
2-Chlorotoluene	ND	ug/L	0.50	1		08/26/20 08:54	95-49-8	
4-Chlorotoluene	ND	ug/L	0.50	1		08/26/20 08:54	106-43-4	
1,2-Dibromo-3-chloropropane	ND	ug/L	1.0	1		08/26/20 08:54	96-12-8	
Dibromochloromethane	ND	ug/L	0.50	1		08/26/20 08:54	124-48-1	
1,2-Dibromoethane (EDB)	ND	ug/L	0.50	1		08/26/20 08:54	106-93-4	
Dibromomethane	ND	ug/L	0.50	1		08/26/20 08:54	74-95-3	
1,2-Dichlorobenzene	ND	ug/L	0.50	1		08/26/20 08:54	95-50-1	
1,3-Dichlorobenzene	ND	ug/L	0.50	1		08/26/20 08:54	541-73-1	
1,4-Dichlorobenzene	ND	ug/L	0.50	1		08/26/20 08:54	106-46-7	
Dichlorodifluoromethane	ND	ug/L	0.50	1		08/26/20 08:54	75-71-8	
1,1-Dichloroethane	ND	ug/L	0.50	1		08/26/20 08:54	75-34-3	
1,2-Dichloroethane	ND	ug/L	0.50	1		08/26/20 08:54	107-06-2	
1,1-Dichloroethene	ND	ug/L	0.50	1		08/26/20 08:54	75-35-4	
cis-1,2-Dichloroethene	ND	ug/L	0.50	1		08/26/20 08:54	156-59-2	
trans-1,2-Dichloroethene	ND	ug/L	0.50	1		08/26/20 08:54	156-60-5	
1,2-Dichloropropane	ND	ug/L	0.50	1		08/26/20 08:54	78-87-5	
1,3-Dichloropropane	ND	ug/L	0.50	1		08/26/20 08:54	142-28-9	
2,2-Dichloropropane	ND	ug/L	0.50	1		08/26/20 08:54	594-20-7	
1,1-Dichloropropene	ND	ug/L	0.50	1		08/26/20 08:54	563-58-6	
cis-1,3-Dichloropropene	ND	ug/L	0.50	1		08/26/20 08:54	10061-01-5	
trans-1,3-Dichloropropene	ND	ug/L	0.50	1		08/26/20 08:54	10061-02-6	
Diisopropyl ether	ND	ug/L	0.50	1		08/26/20 08:54	108-20-3	
Ethylbenzene	ND	ug/L	0.50	1		08/26/20 08:54	100-41-4	
Hexachloro-1,3-butadiene	ND	ug/L	2.0	1		08/26/20 08:54	87-68-3	
Isopropylbenzene (Cumene)	ND	ug/L	0.50	1		08/26/20 08:54	98-82-8	
Methylene Chloride	**2.1**	ug/L	2.0	1		08/26/20 08:54	75-09-2	
Methyl-tert-butyl ether	ND	ug/L	0.50	1		08/26/20 08:54	1634-04-4	
Naphthalene	ND	ug/L	2.0	1		08/26/20 08:54	91-20-3	

REPORT OF LABORATORY ANALYSIS

This report shall not be reproduced, except in full,
without the written consent of Pace Analytical Services, LLC.

Pace Analytical Services, LLC
9800 Kincey Ave. Suite 100
Huntersville, NC 28078
(704)875-9092

ANALYTICAL RESULTS

Project: 2020-L1-2448 (8/25)
Pace Project No.: 92492469

Sample: Field Blank **Lab ID: 92492469002** Collected: 08/25/20 19:56 Received: 08/25/20 21:00 Matrix: Water

Parameters	Results	Units	Report Limit	DF	Prepared	Analyzed	CAS No.	Qual
6200B MSV	Analytical Method: SM 6200B Pace Analytical Services - Charlotte							
n-Propylbenzene	ND	ug/L	0.50	1		08/26/20 08:54	103-65-1	
Styrene	ND	ug/L	0.50	1		08/26/20 08:54	100-42-5	
1,1,1,2-Tetrachloroethane	ND	ug/L	0.50	1		08/26/20 08:54	630-20-6	
1,1,2,2-Tetrachloroethane	ND	ug/L	0.50	1		08/26/20 08:54	79-34-5	
Tetrachloroethene	ND	ug/L	0.50	1		08/26/20 08:54	127-18-4	
Toluene	ND	ug/L	0.50	1		08/26/20 08:54	108-88-3	
1,2,3-Trichlorobenzene	ND	ug/L	2.0	1		08/26/20 08:54	87-61-6	
1,2,4-Trichlorobenzene	ND	ug/L	2.0	1		08/26/20 08:54	120-82-1	
1,1,1-Trichloroethane	ND	ug/L	0.50	1		08/26/20 08:54	71-55-6	
1,1,2-Trichloroethane	ND	ug/L	0.50	1		08/26/20 08:54	79-00-5	
Trichloroethene	ND	ug/L	0.50	1		08/26/20 08:54	79-01-6	
Trichlorofluoromethane	ND	ug/L	1.0	1		08/26/20 08:54	75-69-4	
1,2,3-Trichloropropane	ND	ug/L	0.50	1		08/26/20 08:54	96-18-4	
1,2,4-Trimethylbenzene	ND	ug/L	0.50	1		08/26/20 08:54	95-63-6	
1,3,5-Trimethylbenzene	ND	ug/L	0.50	1		08/26/20 08:54	108-67-8	
Vinyl chloride	ND	ug/L	1.0	1		08/26/20 08:54	75-01-4	
m&p-Xylene	ND	ug/L	1.0	1		08/26/20 08:54	179601-23-1	
o-Xylene	ND	ug/L	0.50	1		08/26/20 08:54	95-47-6	
Surrogates								
1,2-Dichloroethane-d4 (S)	108	%	70-130	1		08/26/20 08:54	17060-07-0	
4-Bromofluorobenzene (S)	97	%	70-130	1		08/26/20 08:54	460-00-4	
Toluene-d8 (S)	99	%	70-130	1		08/26/20 08:54	2037-26-5	

REPORT OF LABORATORY ANALYSIS

This report shall not be reproduced, except in full,
without the written consent of Pace Analytical Services, LLC.

Pace Analytical Services, LLC
9800 Kincey Ave. Suite 100
Huntersville, NC 28078
(704)875-9092

ANALYTICAL RESULTS

Project: 2020-L1-2448 (8/25)
Pace Project No.: 92492469

Sample: Trip Blank **Lab ID: 92492469003** Collected: 08/25/20 00:00 Received: 08/25/20 21:00 Matrix: Water

Parameters	Results	Units	Report Limit	DF	Prepared	Analyzed	CAS No.	Qual
6200B MSV	Analytical Method: SM 6200B Pace Analytical Services - Charlotte							
Benzene	ND	ug/L	0.50	1		08/26/20 09:49	71-43-2	
Bromobenzene	ND	ug/L	0.50	1		08/26/20 09:49	108-86-1	
Bromochloromethane	ND	ug/L	0.50	1		08/26/20 09:49	74-97-5	
Bromodichloromethane	ND	ug/L	0.50	1		08/26/20 09:49	75-27-4	
Bromoform	ND	ug/L	0.50	1		08/26/20 09:49	75-25-2	
Bromomethane	ND	ug/L	5.0	1		08/26/20 09:49	74-83-9	
n-Butylbenzene	ND	ug/L	0.50	1		08/26/20 09:49	104-51-8	
sec-Butylbenzene	ND	ug/L	0.50	1		08/26/20 09:49	135-98-8	
tert-Butylbenzene	ND	ug/L	0.50	1		08/26/20 09:49	98-06-6	
Carbon tetrachloride	ND	ug/L	0.50	1		08/26/20 09:49	56-23-5	
Chlorobenzene	ND	ug/L	0.50	1		08/26/20 09:49	108-90-7	
Chloroethane	ND	ug/L	1.0	1		08/26/20 09:49	75-00-3	
Chloroform	ND	ug/L	0.50	1		08/26/20 09:49	67-66-3	
Chloromethane	ND	ug/L	1.0	1		08/26/20 09:49	74-87-3	
2-Chlorotoluene	ND	ug/L	0.50	1		08/26/20 09:49	95-49-8	
4-Chlorotoluene	ND	ug/L	0.50	1		08/26/20 09:49	106-43-4	
1,2-Dibromo-3-chloropropane	ND	ug/L	1.0	1		08/26/20 09:49	96-12-8	
Dibromochloromethane	ND	ug/L	0.50	1		08/26/20 09:49	124-48-1	
1,2-Dibromoethane (EDB)	ND	ug/L	0.50	1		08/26/20 09:49	106-93-4	
Dibromomethane	ND	ug/L	0.50	1		08/26/20 09:49	74-95-3	
1,2-Dichlorobenzene	ND	ug/L	0.50	1		08/26/20 09:49	95-50-1	
1,3-Dichlorobenzene	ND	ug/L	0.50	1		08/26/20 09:49	541-73-1	
1,4-Dichlorobenzene	ND	ug/L	0.50	1		08/26/20 09:49	106-46-7	
Dichlorodifluoromethane	ND	ug/L	0.50	1		08/26/20 09:49	75-71-8	
1,1-Dichloroethane	ND	ug/L	0.50	1		08/26/20 09:49	75-34-3	
1,2-Dichloroethane	ND	ug/L	0.50	1		08/26/20 09:49	107-06-2	
1,1-Dichloroethene	ND	ug/L	0.50	1		08/26/20 09:49	75-35-4	
cis-1,2-Dichloroethene	ND	ug/L	0.50	1		08/26/20 09:49	156-59-2	
trans-1,2-Dichloroethene	ND	ug/L	0.50	1		08/26/20 09:49	156-60-5	
1,2-Dichloropropane	ND	ug/L	0.50	1		08/26/20 09:49	78-87-5	
1,3-Dichloropropane	ND	ug/L	0.50	1		08/26/20 09:49	142-28-9	
2,2-Dichloropropane	ND	ug/L	0.50	1		08/26/20 09:49	594-20-7	
1,1-Dichloropropene	ND	ug/L	0.50	1		08/26/20 09:49	563-58-6	
cis-1,3-Dichloropropene	ND	ug/L	0.50	1		08/26/20 09:49	10061-01-5	
trans-1,3-Dichloropropene	ND	ug/L	0.50	1		08/26/20 09:49	10061-02-6	
Diisopropyl ether	ND	ug/L	0.50	1		08/26/20 09:49	108-20-3	
Ethylbenzene	ND	ug/L	0.50	1		08/26/20 09:49	100-41-4	
Hexachloro-1,3-butadiene	ND	ug/L	2.0	1		08/26/20 09:49	87-68-3	
Isopropylbenzene (Cumene)	ND	ug/L	0.50	1		08/26/20 09:49	98-82-8	
Methylene Chloride	ND	ug/L	2.0	1		08/26/20 09:49	75-09-2	
Methyl-tert-butyl ether	ND	ug/L	0.50	1		08/26/20 09:49	1634-04-4	
Naphthalene	ND	ug/L	2.0	1		08/26/20 09:49	91-20-3	
n-Propylbenzene	ND	ug/L	0.50	1		08/26/20 09:49	103-65-1	
Styrene	ND	ug/L	0.50	1		08/26/20 09:49	100-42-5	
1,1,1,2-Tetrachloroethane	ND	ug/L	0.50	1		08/26/20 09:49	630-20-6	
1,1,2,2-Tetrachloroethane	ND	ug/L	0.50	1		08/26/20 09:49	79-34-5	

REPORT OF LABORATORY ANALYSIS

This report shall not be reproduced, except in full,
without the written consent of Pace Analytical Services, LLC.

Pace Analytical Services, LLC
9800 Kincey Ave. Suite 100
Huntersville, NC 28078
(704)875-9092

ANALYTICAL RESULTS

Project: 2020-L1-2448 (8/25)
Pace Project No.: 92492469

Sample: Trip Blank **Lab ID: 92492469003** Collected: 08/25/20 00:00 Received: 08/25/20 21:00 Matrix: Water

Parameters	Results	Units	Report Limit	DF	Prepared	Analyzed	CAS No.	Qual
6200B MSV	Analytical Method: SM 6200B Pace Analytical Services - Charlotte							
Tetrachloroethene	ND	ug/L	0.50	1		08/26/20 09:49	127-18-4	
Toluene	ND	ug/L	0.50	1		08/26/20 09:49	108-88-3	
1,2,3-Trichlorobenzene	ND	ug/L	2.0	1		08/26/20 09:49	87-61-6	
1,2,4-Trichlorobenzene	ND	ug/L	2.0	1		08/26/20 09:49	120-82-1	
1,1,1-Trichloroethane	ND	ug/L	0.50	1		08/26/20 09:49	71-55-6	
1,1,2-Trichloroethane	ND	ug/L	0.50	1		08/26/20 09:49	79-00-5	
Trichloroethene	ND	ug/L	0.50	1		08/26/20 09:49	79-01-6	
Trichlorofluoromethane	ND	ug/L	1.0	1		08/26/20 09:49	75-69-4	
1,2,3-Trichloropropane	ND	ug/L	0.50	1		08/26/20 09:49	96-18-4	
1,2,4-Trimethylbenzene	ND	ug/L	0.50	1		08/26/20 09:49	95-63-6	
1,3,5-Trimethylbenzene	ND	ug/L	0.50	1		08/26/20 09:49	108-67-8	
Vinyl chloride	ND	ug/L	1.0	1		08/26/20 09:49	75-01-4	
m&p-Xylene	ND	ug/L	1.0	1		08/26/20 09:49	179601-23-1	
o-Xylene	ND	ug/L	0.50	1		08/26/20 09:49	95-47-6	
Surrogates								
1,2-Dichloroethane-d4 (S)	110	%	70-130	1		08/26/20 09:49	17060-07-0	
4-Bromofluorobenzene (S)	95	%	70-130	1		08/26/20 09:49	460-00-4	
Toluene-d8 (S)	99	%	70-130	1		08/26/20 09:49	2037-26-5	

REPORT OF LABORATORY ANALYSIS

This report shall not be reproduced, except in full,
without the written consent of Pace Analytical Services, LLC.

Pace Analytical Services, LLC
9800 Kincey Ave. Suite 100
Huntersville, NC 28078
(704)875-9092

QUALITY CONTROL DATA

Project: 2020-L1-2448 (8/25)
Pace Project No.: 92492469

QC Batch: 562641
QC Batch Method: EPA 3010A
Analysis Method: EPA 6010D
Analysis Description: 6010 MET
Laboratory: Pace Analytical Services - Asheville
Associated Lab Samples: 92492469001, 92492469002

METHOD BLANK: 2984018 Matrix: Water
Associated Lab Samples: 92492469001, 92492469002

Parameter	Units	Blank Result	Reporting Limit	Analyzed	Qualifiers
Lead	ug/L	ND	5.0	08/27/20 09:00	

LABORATORY CONTROL SAMPLE: 2984019

Parameter	Units	Spike Conc.	LCS Result	LCS % Rec	% Rec Limits	Qualifiers
Lead	ug/L	500	508	102	80-120	

MATRIX SPIKE & MATRIX SPIKE DUPLICATE: 2984020 2984021

Parameter	Units	92492460001 Result	MS Spike Conc.	MSD Spike Conc.	MS Result	MSD Result	MS % Rec	MSD % Rec	% Rec Limits	RPD	Qual
Lead	ug/L	ND	500	500	487	490	97	98	75-125	1	

Results presented on this page are in the units indicated by the "Units" column except where an alternate unit is presented to the right of the result.

REPORT OF LABORATORY ANALYSIS

This report shall not be reproduced, except in full,
without the written consent of Pace Analytical Services, LLC.

Pace Analytical Services, LLC
9800 Kincey Ave. Suite 100
Huntersville, NC 28078
(704)875-9092

QUALITY CONTROL DATA

Project: 2020-L1-2448 (8/25)
Pace Project No.: 92492469

QC Batch: 562431
QC Batch Method: SM 6200B
Analysis Method: SM 6200B
Analysis Description: 6200B MSV
Laboratory: Pace Analytical Services - Charlotte
Associated Lab Samples: 92492469001, 92492469002, 92492469003

METHOD BLANK: 2982792 Matrix: Water
Associated Lab Samples: 92492469001, 92492469002, 92492469003

Parameter	Units	Blank Result	Reporting Limit	Analyzed	Qualifiers
1,1,1,2-Tetrachloroethane	ug/L	ND	0.50	08/26/20 02:53	
1,1,1-Trichloroethane	ug/L	ND	0.50	08/26/20 02:53	
1,1,2,2-Tetrachloroethane	ug/L	ND	0.50	08/26/20 02:53	
1,1,2-Trichloroethane	ug/L	ND	0.50	08/26/20 02:53	
1,1-Dichloroethane	ug/L	ND	0.50	08/26/20 02:53	
1,1-Dichloroethene	ug/L	ND	0.50	08/26/20 02:53	
1,1-Dichloropropene	ug/L	ND	0.50	08/26/20 02:53	
1,2,3-Trichlorobenzene	ug/L	ND	2.0	08/26/20 02:53	
1,2,3-Trichloropropane	ug/L	ND	0.50	08/26/20 02:53	
1,2,4-Trichlorobenzene	ug/L	ND	2.0	08/26/20 02:53	
1,2,4-Trimethylbenzene	ug/L	ND	0.50	08/26/20 02:53	
1,2-Dibromo-3-chloropropane	ug/L	ND	1.0	08/26/20 02:53	
1,2-Dibromoethane (EDB)	ug/L	ND	0.50	08/26/20 02:53	
1,2-Dichlorobenzene	ug/L	ND	0.50	08/26/20 02:53	
1,2-Dichloroethane	ug/L	ND	0.50	08/26/20 02:53	
1,2-Dichloropropane	ug/L	ND	0.50	08/26/20 02:53	
1,3,5-Trimethylbenzene	ug/L	ND	0.50	08/26/20 02:53	
1,3-Dichlorobenzene	ug/L	ND	0.50	08/26/20 02:53	
1,3-Dichloropropane	ug/L	ND	0.50	08/26/20 02:53	
1,4-Dichlorobenzene	ug/L	ND	0.50	08/26/20 02:53	
2,2-Dichloropropane	ug/L	ND	0.50	08/26/20 02:53	
2-Chlorotoluene	ug/L	ND	0.50	08/26/20 02:53	
4-Chlorotoluene	ug/L	ND	0.50	08/26/20 02:53	
Benzene	ug/L	ND	0.50	08/26/20 02:53	
Bromobenzene	ug/L	ND	0.50	08/26/20 02:53	
Bromochloromethane	ug/L	ND	0.50	08/26/20 02:53	
Bromodichloromethane	ug/L	ND	0.50	08/26/20 02:53	
Bromoform	ug/L	ND	0.50	08/26/20 02:53	
Bromomethane	ug/L	ND	5.0	08/26/20 02:53	
Carbon tetrachloride	ug/L	ND	0.50	08/26/20 02:53	
Chlorobenzene	ug/L	ND	0.50	08/26/20 02:53	
Chloroethane	ug/L	ND	1.0	08/26/20 02:53	
Chloroform	ug/L	ND	0.50	08/26/20 02:53	
Chloromethane	ug/L	ND	1.0	08/26/20 02:53	
cis-1,2-Dichloroethene	ug/L	ND	0.50	08/26/20 02:53	
cis-1,3-Dichloropropene	ug/L	ND	0.50	08/26/20 02:53	
Dibromochloromethane	ug/L	ND	0.50	08/26/20 02:53	
Dibromomethane	ug/L	ND	0.50	08/26/20 02:53	
Dichlorodifluoromethane	ug/L	ND	0.50	08/26/20 02:53	
Diisopropyl ether	ug/L	ND	0.50	08/26/20 02:53	

Results presented on this page are in the units indicated by the "Units" column except where an alternate unit is presented to the right of the result.

REPORT OF LABORATORY ANALYSIS

This report shall not be reproduced, except in full,
without the written consent of Pace Analytical Services, LLC.

Pace Analytical Services, LLC
9800 Kincey Ave. Suite 100
Huntersville, NC 28078
(704)875-9092

QUALITY CONTROL DATA

Project: 2020-L1-2448 (8/25)
Pace Project No.: 92492469

METHOD BLANK: 2982792 Matrix: Water
Associated Lab Samples: 92492469001, 92492469002, 92492469003

Parameter	Units	Blank Result	Reporting Limit	Analyzed	Qualifiers
Ethylbenzene	ug/L	ND	0.50	08/26/20 02:53	
Hexachloro-1,3-butadiene	ug/L	ND	2.0	08/26/20 02:53	
Isopropylbenzene (Cumene)	ug/L	ND	0.50	08/26/20 02:53	
m&p-Xylene	ug/L	ND	1.0	08/26/20 02:53	
Methyl-tert-butyl ether	ug/L	ND	0.50	08/26/20 02:53	
Methylene Chloride	ug/L	ND	2.0	08/26/20 02:53	
n-Butylbenzene	ug/L	ND	0.50	08/26/20 02:53	
n-Propylbenzene	ug/L	ND	0.50	08/26/20 02:53	
Naphthalene	ug/L	ND	2.0	08/26/20 02:53	
o-Xylene	ug/L	ND	0.50	08/26/20 02:53	
sec-Butylbenzene	ug/L	ND	0.50	08/26/20 02:53	
Styrene	ug/L	ND	0.50	08/26/20 02:53	
tert-Butylbenzene	ug/L	ND	0.50	08/26/20 02:53	
Tetrachloroethene	ug/L	ND	0.50	08/26/20 02:53	
Toluene	ug/L	ND	0.50	08/26/20 02:53	
trans-1,2-Dichloroethene	ug/L	ND	0.50	08/26/20 02:53	
trans-1,3-Dichloropropene	ug/L	ND	0.50	08/26/20 02:53	
Trichloroethene	ug/L	ND	0.50	08/26/20 02:53	
Trichlorofluoromethane	ug/L	ND	1.0	08/26/20 02:53	
Vinyl chloride	ug/L	ND	1.0	08/26/20 02:53	
1,2-Dichloroethane-d4 (S)	%	108	70-130	08/26/20 02:53	
4-Bromofluorobenzene (S)	%	96	70-130	08/26/20 02:53	
Toluene-d8 (S)	%	98	70-130	08/26/20 02:53	

LABORATORY CONTROL SAMPLE: 2982793

Parameter	Units	Spike Conc.	LCS Result	LCS % Rec	% Rec Limits	Qualifiers
1,1,1,2-Tetrachloroethane	ug/L	50	49.1	98	60-140	
1,1,1-Trichloroethane	ug/L	50	48.3	97	60-140	
1,1,2,2-Tetrachloroethane	ug/L	50	53.8	108	60-140	
1,1,2-Trichloroethane	ug/L	50	54.5	109	60-140	
1,1-Dichloroethane	ug/L	50	53.5	107	60-140	
1,1-Dichloroethene	ug/L	50	55.2	110	60-140	
1,1-Dichloropropene	ug/L	50	48.0	96	60-140	
1,2,3-Trichlorobenzene	ug/L	50	51.1	102	60-140	
1,2,3-Trichloropropane	ug/L	50	61.4	123	60-140	
1,2,4-Trichlorobenzene	ug/L	50	53.0	106	60-140	
1,2,4-Trimethylbenzene	ug/L	50	49.9	100	60-140	
1,2-Dibromo-3-chloropropane	ug/L	50	50.8	102	60-140	
1,2-Dibromoethane (EDB)	ug/L	50	49.5	99	60-140	
1,2-Dichlorobenzene	ug/L	50	52.5	105	60-140	
1,2-Dichloroethane	ug/L	50	47.8	96	60-140	
1,2-Dichloropropane	ug/L	50	52.4	105	60-140	
1,3,5-Trimethylbenzene	ug/L	50	50.5	101	60-140	

Results presented on this page are in the units indicated by the "Units" column except where an alternate unit is presented to the right of the result.

REPORT OF LABORATORY ANALYSIS

This report shall not be reproduced, except in full,
without the written consent of Pace Analytical Services, LLC.

Pace Analytical Services, LLC
9800 Kincey Ave. Suite 100
Huntersville, NC 28078
(704)875-9092

QUALITY CONTROL DATA

Project: 2020-L1-2448 (8/25)
Pace Project No.: 92492469

LABORATORY CONTROL SAMPLE: 2982793

Parameter	Units	Spike Conc.	LCS Result	LCS % Rec	% Rec Limits	Qualifiers
1,3-Dichlorobenzene	ug/L	50	52.0	104	60-140	
1,3-Dichloropropane	ug/L	50	53.3	107	60-140	
1,4-Dichlorobenzene	ug/L	50	49.8	100	60-140	
2,2-Dichloropropane	ug/L	50	44.1	88	60-140	
2-Chlorotoluene	ug/L	50	53.9	108	60-140	
4-Chlorotoluene	ug/L	50	53.0	106	60-140	
Benzene	ug/L	50	54.5	109	60-140	
Bromobenzene	ug/L	50	51.2	102	60-140	
Bromochloromethane	ug/L	50	53.2	106	60-140	
Bromodichloromethane	ug/L	50	49.9	100	60-140	
Bromoform	ug/L	50	50.2	100	60-140	
Bromomethane	ug/L	50	41.8	84	60-140	
Carbon tetrachloride	ug/L	50	48.3	97	60-140	
Chlorobenzene	ug/L	50	53.5	107	60-140	
Chloroethane	ug/L	50	42.0	84	60-140	
Chloroform	ug/L	50	52.4	105	60-140	
Chloromethane	ug/L	50	40.7	81	60-140	
cis-1,2-Dichloroethene	ug/L	50	53.8	108	60-140	
cis-1,3-Dichloropropene	ug/L	50	52.5	105	60-140	
Dibromochloromethane	ug/L	50	47.9	96	60-140	
Dibromomethane	ug/L	50	55.8	112	60-140	
Dichlorodifluoromethane	ug/L	50	43.2	86	60-140	
Diisopropyl ether	ug/L	50	49.1	98	60-140	
Ethylbenzene	ug/L	50	52.9	106	60-140	
Hexachloro-1,3-butadiene	ug/L	50	53.8	108	60-140	
Isopropylbenzene (Cumene)	ug/L	50	51.6	103	60-140	
m&p-Xylene	ug/L	100	108	108	60-140	
Methyl-tert-butyl ether	ug/L	50	48.8	98	60-140	
Methylene Chloride	ug/L	50	49.3	99	60-140	
n-Butylbenzene	ug/L	50	50.4	101	60-140	
n-Propylbenzene	ug/L	50	51.1	102	60-140	
Naphthalene	ug/L	50	48.6	97	60-140	
o-Xylene	ug/L	50	52.0	104	60-140	
sec-Butylbenzene	ug/L	50	49.2	98	60-140	
Styrene	ug/L	50	54.0	108	60-140	
tert-Butylbenzene	ug/L	50	38.8	78	60-140	
Tetrachloroethene	ug/L	50	52.4	105	60-140	
Toluene	ug/L	50	53.8	108	60-140	
trans-1,2-Dichloroethene	ug/L	50	54.1	108	60-140	
trans-1,3-Dichloropropene	ug/L	50	52.1	104	60-140	
Trichloroethene	ug/L	50	48.8	98	60-140	
Trichlorofluoromethane	ug/L	50	52.5	105	60-140	
Vinyl chloride	ug/L	50	45.8	92	60-140	
1,2-Dichloroethane-d4 (S)	%			94	70-130	
4-Bromofluorobenzene (S)	%			101	70-130	
Toluene-d8 (S)	%			103	70-130	

Results presented on this page are in the units indicated by the "Units" column except where an alternate unit is presented to the right of the result.

REPORT OF LABORATORY ANALYSIS

This report shall not be reproduced, except in full,
without the written consent of Pace Analytical Services, LLC.

Pace Analytical Services, LLC
9800 Kincey Ave. Suite 100
Huntersville, NC 28078
(704)875-9092

QUALITY CONTROL DATA

Project: 2020-L1-2448 (8/25)
Pace Project No.: 92492469

MATRIX SPIKE & MATRIX SPIKE DUPLICATE: 2982794 2982795

Parameter	Units	92492468001 Result	MS Spike Conc.	MSD Spike Conc.	MS Result	MSD Result	MS % Rec	MSD % Rec	% Rec Limits	RPD	Qual
1,1,1,2-Tetrachloroethane	ug/L	ND	20	20	21.4	20.7	107	103	60-140	4	
1,1,1-Trichloroethane	ug/L	ND	20	20	22.5	22.9	113	115	60-140	2	
1,1,2,2-Tetrachloroethane	ug/L	ND	20	20	20.9	20.9	105	104	60-140	0	
1,1,2-Trichloroethane	ug/L	ND	20	20	21.8	21.6	109	108	60-140	1	
1,1-Dichloroethane	ug/L	ND	20	20	24.0	23.2	120	116	60-140	3	
1,1-Dichloroethene	ug/L	ND	20	20	24.9	24.9	124	125	60-140	0	
1,1-Dichloropropene	ug/L	ND	20	20	24.0	24.1	120	120	60-140	0	
1,2,3-Trichlorobenzene	ug/L	ND	20	20	21.1	21.1	105	105	60-140	0	
1,2,3-Trichloropropane	ug/L	ND	20	20	24.2	23.7	121	119	60-140	2	
1,2,4-Trichlorobenzene	ug/L	ND	20	20	21.8	21.2	109	106	60-140	3	
1,2,4-Trimethylbenzene	ug/L	ND	20	20	21.7	21.4	108	107	60-140	1	
1,2-Dibromo-3-chloropropane	ug/L	ND	20	20	20.0	19.2	100	96	60-140	4	
1,2-Dibromoethane (EDB)	ug/L	ND	20	20	21.5	21.0	107	105	60-140	2	
1,2-Dichlorobenzene	ug/L	ND	20	20	21.9	21.4	109	107	60-140	2	
1,2-Dichloroethane	ug/L	ND	20	20	21.6	21.1	108	105	60-140	3	
1,2-Dichloropropane	ug/L	ND	20	20	23.4	22.0	117	110	60-140	6	
1,3,5-Trimethylbenzene	ug/L	ND	20	20	22.7	21.6	114	108	60-140	5	
1,3-Dichlorobenzene	ug/L	ND	20	20	22.0	21.1	110	105	60-140	4	
1,3-Dichloropropane	ug/L	ND	20	20	23.9	23.2	119	116	60-140	3	
1,4-Dichlorobenzene	ug/L	ND	20	20	22.4	21.3	112	107	60-140	5	
2,2-Dichloropropane	ug/L	ND	20	20	22.8	22.2	114	111	60-140	3	
2-Chlorotoluene	ug/L	ND	20	20	23.3	23.2	116	116	60-140	1	
4-Chlorotoluene	ug/L	ND	20	20	22.7	22.6	114	113	60-140	1	
Benzene	ug/L	ND	20	20	23.9	24.0	120	120	60-140	0	
Bromobenzene	ug/L	ND	20	20	21.9	21.1	109	106	60-140	3	
Bromochloromethane	ug/L	ND	20	20	21.2	21.3	106	107	60-140	0	
Bromodichloromethane	ug/L	ND	20	20	20.7	20.3	103	101	60-140	2	
Bromoform	ug/L	ND	20	20	18.7	18.5	93	93	60-140	1	
Bromomethane	ug/L	ND	20	20	23.7	21.9	119	109	60-140	8	
Carbon tetrachloride	ug/L	ND	20	20	21.9	21.7	109	108	60-140	1	
Chlorobenzene	ug/L	ND	20	20	22.7	21.9	113	110	60-140	3	
Chloroethane	ug/L	ND	20	20	25.1	24.3	125	122	60-140	3	
Chloroform	ug/L	1.5	20	20	24.3	24.4	114	114	60-140	0	
Chloromethane	ug/L	ND	20	20	17.3	17.1	87	85	60-140	1	
cis-1,2-Dichloroethene	ug/L	ND	20	20	23.1	23.2	116	116	60-140	0	
cis-1,3-Dichloropropene	ug/L	ND	20	20	22.5	22.2	113	111	60-140	1	
Dibromochloromethane	ug/L	ND	20	20	19.8	19.1	99	96	60-140	4	
Dibromomethane	ug/L	ND	20	20	22.4	22.3	112	112	60-140	0	
Dichlorodifluoromethane	ug/L	ND	20	20	18.1	16.9	91	84	60-140	7	
Diisopropyl ether	ug/L	ND	20	20	21.5	21.6	108	108	60-140	0	
Ethylbenzene	ug/L	ND	20	20	23.0	22.9	115	114	60-140	0	
Hexachloro-1,3-butadiene	ug/L	ND	20	20	23.1	24.0	115	120	60-140	4	
Isopropylbenzene (Cumene)	ug/L	ND	20	20	22.8	22.2	114	111	60-140	3	
m&p-Xylene	ug/L	ND	40	40	47.0	46.4	118	116	60-140	1	
Methyl-tert-butyl ether	ug/L	ND	20	20	22.7	22.1	113	110	60-140	3	
Methylene Chloride	ug/L	ND	20	20	20.6	20.8	103	104	60-140	1	

Results presented on this page are in the units indicated by the "Units" column except where an alternate unit is presented to the right of the result.

REPORT OF LABORATORY ANALYSIS

This report shall not be reproduced, except in full,
without the written consent of Pace Analytical Services, LLC.

Pace Analytical Services, LLC
9800 Kincey Ave. Suite 100
Huntersville, NC 28078
(704)875-9092

QUALITY CONTROL DATA

Project: 2020-L1-2448 (8/25)
Pace Project No.: 92492469

MATRIX SPIKE & MATRIX SPIKE DUPLICATE: 2982794 2982795

Parameter	Units	92492468001 Result	MS Spike Conc.	MSD Spike Conc.	MS Result	MSD Result	MS % Rec	MSD % Rec	% Rec Limits	RPD	Qual
n-Butylbenzene	ug/L	ND	20	20	22.9	22.4	115	112	60-140	2	
n-Propylbenzene	ug/L	ND	20	20	23.4	23.1	117	115	60-140	1	
Naphthalene	ug/L	ND	20	20	20.1	20.0	100	100	60-140	0	
o-Xylene	ug/L	ND	20	20	22.5	22.0	113	110	60-140	2	
sec-Butylbenzene	ug/L	ND	20	20	22.8	22.4	114	112	60-140	2	
Styrene	ug/L	ND	20	20	22.3	21.9	111	109	60-140	2	
tert-Butylbenzene	ug/L	ND	20	20	17.4	17.1	87	85	60-140	2	
Tetrachloroethene	ug/L	ND	20	20	24.0	23.7	120	118	60-140	1	
Toluene	ug/L	ND	20	20	22.3	22.3	112	112	60-140	0	
trans-1,2-Dichloroethene	ug/L	ND	20	20	23.9	23.9	120	119	60-140	0	
trans-1,3-Dichloropropene	ug/L	ND	20	20	21.2	21.2	106	106	60-140	0	
Trichloroethene	ug/L	ND	20	20	21.7	22.1	108	110	60-140	2	
Trichlorofluoromethane	ug/L	ND	20	20	23.3	23.4	116	117	60-140	0	
Vinyl chloride	ug/L	ND	20	20	19.9	19.3	99	96	60-140	3	
1,2-Dichloroethane-d4 (S)	%						109	109	70-130		
4-Bromofluorobenzene (S)	%						95	96	70-130		
Toluene-d8 (S)	%						99	99	70-130		

Results presented on this page are in the units indicated by the "Units" column except where an alternate unit is presented to the right of the result.

REPORT OF LABORATORY ANALYSIS

This report shall not be reproduced, except in full,
without the written consent of Pace Analytical Services, LLC.

Pace Analytical Services, LLC
9800 Kincey Ave. Suite 100
Huntersville, NC 28078
(704)875-9092

QUALIFIERS

Project: 2020-L1-2448 (8/25)
Pace Project No.: 92492469

DEFINITIONS

DF - Dilution Factor, if reported, represents the factor applied to the reported data due to dilution of the sample aliquot.

ND - Not Detected at or above adjusted reporting limit.

TNTC - Too Numerous To Count

J - Estimated concentration above the adjusted method detection limit and below the adjusted reporting limit.

MDL - Adjusted Method Detection Limit.

PQL - Practical Quantitation Limit.

RL - Reporting Limit - The lowest concentration value that meets project requirements for quantitative data with known precision and bias for a specific analyte in a specific matrix.

S - Surrogate

1,2-Diphenylhydrazine decomposes to and cannot be separated from Azobenzene using Method 8270. The result for each analyte is a combined concentration.

Consistent with EPA guidelines, unrounded data are displayed and have been used to calculate % recovery and RPD values.

LCS(D) - Laboratory Control Sample (Duplicate)

MS(D) - Matrix Spike (Duplicate)

DUP - Sample Duplicate

RPD - Relative Percent Difference

NC - Not Calculable.

SG - Silica Gel - Clean-Up

U - Indicates the compound was analyzed for, but not detected.

Acid preservation may not be appropriate for 2 Chloroethylvinyl ether.

A separate vial preserved to a pH of 4-5 is recommended in SW846 Chapter 4 for the analysis of Acrolein and Acrylonitrile by EPA Method 8260.

N-Nitrosodiphenylamine decomposes and cannot be separated from Diphenylamine using Method 8270. The result reported for each analyte is a combined concentration.

Pace Analytical is TNI accredited. Contact your Pace PM for the current list of accredited analytes.

TNI - The NELAC Institute.

This report shall not be reproduced, except in full,
without the written consent of Pace Analytical Services, LLC.

Pace Analytical Services, LLC
9800 Kincey Ave. Suite 100
Huntersville, NC 28078
(704)875-9092

QUALITY CONTROL DATA CROSS REFERENCE TABLE

Project: 2020-L1-2448 (8/25)
Pace Project No.: 92492469

Lab ID	Sample ID	QC Batch Method	QC Batch	Analytical Method	Analytical Batch
92492469001	**FD1-08252020**	EPA 3010A	562641	EPA 6010D	562665
92492469002	**Field Blank**	EPA 3010A	562641	EPA 6010D	562665
92492469001	**FD1-08252020**	SM 6200B	562431		
92492469002	**Field Blank**	SM 6200B	562431		
92492469003	**Trip Blank**	SM 6200B	562431		

This report shall not be reproduced, except in full,
without the written consent of Pace Analytical Services, LLC.

WO# : 92492469

92492469

CHAIN-OF-CUSTODY Analytical Request Document

Pace Analytical

Chain-of-Custody is a LEGAL DOCUMENT - Complete all relevent fields

LAB USE ONLY- Affix Workorder/ MT

ALL SHADED A

Company: Apex Companies, LLC	Billing Information:
Address:	
Report To: Andrew Street	Email To: Andrew Street/Emily Little
Copy To:	Site Collection Info/Address: 13835 Asbury Chapel Rd
Customer Project Name/Number: 2020-L1-2448	State: NC County/City: Huntersville Time Zone Collected: [ ] PT [ ] MT [ ] CT [ ] ET
Phone: Email:	Site/Facility ID #:
Collected By (print): Margaret King	Purchase Order #: Quote #:
Collected By (signature): Margaret K	Turnaround Date Required: ASAP
Sample Disposal: [ ] Dispose as appropriate [ ] Return [ ] Archive: _____ [ ] Hold: _____	Rush: [ ] Same Day [ ] Next Day [ ] 2 Day [ ] 3 Day [ ] 4 Day [ ] 5 Day (Expedite Charges Apply)

Container Preservative Type **

Lab Project Manager:

** Preservative Types: (1) nitric acid, (2) sulfuric acid, (3) hydrochloric acid, (4) sodium hydroxide, (5) zinc acetate, (6) methanol, (7) sodium bisulfate, (8) sodium thiosulfate, (9) hexane, (A) ascorbic acid, (B) ammonium sulfate, (C) ammonium hydroxide, (D) TSP, (U) Unpreserved, (O) Other _____

Compliance Monitoring? [ ] Yes [ ] No

DW PWS ID #: DW Location Code:

Immediately Packed on Ice: [ ] Yes [ ] No

Field Filtered (if applicable): [ ] Yes [ ] No

Analysis: _____

* Matrix Codes (Insert in Matrix box below): Drinking Water (DW), Ground Water (GW), Wastewater (WW), Product (P), Soil/Solid (SL), Oil (OL), Wipe (WP), Air (AR), Tissue (TS), Bioassay (B), Vapor (V), Other (OT)

Customer Sample ID	Matrix *	Comp / Grab	Collected (or Composite Start) Date	Collected (or Composite Start) Time	Composite End Date	Composite End Time	Res Cl	# of Ctns	SM 6200 B VOCs	Lead	MADEP VPH							Lab Sample # / Comments
FD1-08252020	DW	G			8/25/20	19:56		8	XX	XX	XX							001
Field Blank	DW	G			8/25/20	19:56		8	XX	XX	XX							002
Trip Blank	DW	G			8/25/20				X		X							003

Analyses

Lab Profile/Line:

Lab Sample Receipt Checklist:

Custody Seals Present/Intact	Y	N	~~NA~~
Custody Signatures Present	~~Y~~	N	NA
Collector Signature Present	~~Y~~	N	NA
Bottles Intact	~~Y~~	N	NA
Correct Bottles	~~Y~~	N	NA
Sufficient Volume	~~Y~~	N	NA
Samples Received on Ice	~~Y~~	N	NA
VOA - Headspace Acceptable	~~Y~~	N	NA
USDA Regulated Soils	Y	N	~~NA~~
Samples in Holding Time	~~Y~~	N	NA
Residual Chlorine Present	Y	N	~~NA~~
Cl Strips: _____			
Sample pH Acceptable	~~Y~~	N	NA
pH Strips: _____			
Sulfide Present	Y	N	~~NA~~
Lead Acetate Strips: _____			

LAB USE ONLY:

92492469

Customer Remarks / Special Conditions / Possible Hazards:

Please wait on Field Blank VOAs until confirmation from AStreet

Type of Ice Used: (Wet) Blue Dry None

Packing Material Used:

Radchem sample(s) screened (<500 cpm): Y N NA

SHORT HOLDS PRESENT (<72 hours): Y ~~N~~ N/A

Lab Tracking #: 2538833

Samples received via: FEDEX UPS (Client) Courier Pace Courier

Lab Sample Temperature Info:

Temp Blank Received: Y ~~N~~ NA

Therm ID#: 92T061

Cooler 1 Temp Upon Receipt: 2.5 oC

Cooler 1 Therm Corr. Factor: ___ oC

Cooler 1 Corrected Temp: 2.5 oC

Comments:

Relinquished by/Company: (Signature)	Date/Time:	Received by/Company: (Signature)	Date/Time:
Margaret K	8/25/20 2100		8/25/20 2100
Relinquished by/Company: (Signature)	Date/Time:	Received by/Company: (Signature)	Date/Time:
Relinquished by/Company: (Signature)	Date/Time:	Received by/Company: (Signature)	Date/Time:

MTJL LAB USE ONLY

Table #:

Acctnum:

Template:

Prelogin:

PM:

PB:

Trip Blank Received: ~~Y~~ N NA

(HCL) MeOH TSP Other

Non Conformance(s): YES / NO

Page: _____ of: _____

Report of Analysis

Pace Analytical Services, Inc.
9800 Kincey Avenue
Suite 100
Huntersville, NC 28078
Attention: Angela M. Baioni

Project Name: 2020-L1-2448 (8-25)

Project Number: 92492469

Lot Number:**VH26045**

Date Completed:08/27/2020

08/27/2020 11:22 AM
Approved and released by:
Project Manager II: **Cathy S. Dover**

The electronic signature above is the equivalent of a handwritten signature.
This report shall not be reproduced, except in its entirety, without the written approval of Pace Analytical Services, LLC.

Case Narrative
Pace Analytical Services, Inc.
Lot Number: VH26045

This Report of Analysis contains the analytical result(s) for the sample(s) listed on the Sample Summary following this Case Narrative. The sample receiving date is documented in the header information associated with each sample.

All results listed in this report relate only to the samples that are contained within this report.

Sample receipt, sample analysis, and data review have been performed in accordance with the most current approved NELAC standards, the Pace Analytical Services, LLC ("Pace") Quality Assurance Management Plan (QAMP), standard operating procedures (SOPs), and Pace policies. Any exceptions to the NELAC standards, the QAMP, SOPs or policies are qualified on the results page or discussed below.

If you have any questions regarding this report please contact the Pace Project Manager listed on the cover page.

Sample Summary

Pace Analytical Services, Inc.

Lot Number: VH26045

Project Name: 2020-L1-2448 (8-25)

Project Number: 92492469

Sample Number	Sample ID	Matrix	Date Sampled	Date Received
001	FD1-08252020	Aqueous	08/25/2020 1956	08/26/2020
002	Field Blank	Aqueous	08/25/2020 1956	08/26/2020
003	Trip Blank	Aqueous	08/25/2020	08/26/2020

(3 samples)

Detection Summary

Pace Analytical Services, Inc.

Lot Number: VH26045

Project Name: 2020-L1-2448 (8-25)

Project Number: 92492469

Sample	Sample ID	Matrix	Parameter	Method	Result	Q	Units	Page

(0 detections)

MADEP VPH (aliphatics)

Client: Pace Analytical Services, Inc. | Laboratory ID: VH26045-001

Description: FD1-08252020 | Matrix: Aqueous

Date Sampled: 08/25/2020 1956 | Project Name: 2020-L1-2448 (8-25)

Date Received: 08/26/2020 | Project Number: 92492469

Run	Prep Method	Analytical Method	Dilution	Analysis Date	Analyst	Prep Date	Batch
1	VPH	MADEP-VPH-18-2.1	1	08/26/2020 1903	ECB		64818

Parameter	CAS Number	Analytical Method	Result	Q	LOQ	Units	Run
C5 - C8 Aliphatics		MADEP-VPH-18-	ND		75	ug/L	1
C9 - C12 Aliphatics		MADEP-VPH-18-	ND		75	ug/L	1

Surrogate	Q	Run 1 % Recovery	Acceptance Limits
2,5-Dibromotoluene (FID)		100	70-130

LOQ = Limit of Quantitation
ND = Not detected at or above the LOQ
H = Out of holding time
B = Detected in the method blank
N = Recovery is out of criteria
W = Reported on wet weight basis
E = Quantitation of compound exceeded the calibration range
P = The RPD between two GC columns exceeds 40%

Pace Analytical Services, LLC *(formerly Shealy Environmental Services, Inc.)*
106 Vantage Point Drive West Columbia, SC 29172 (803) 791-9700 Fax (803) 791-9111 www.pacelabs.com

MADEP VPH (aromatics)

Client: Pace Analytical Services, Inc. | Laboratory ID: VH26045-001
Description: FD1-08252020 | Matrix: Aqueous
Date Sampled: 08/25/2020 1956 | Project Name: 2020-L1-2448 (8-25)
Date Received: 08/26/2020 | Project Number: 92492469

Run	Prep Method	Analytical Method	Dilution	Analysis Date	Analyst	Prep Date	Batch
1	VPH	MADEP-VPH-18-2.1	1	08/26/2020 1903	ECB		64819

Parameter	CAS Number	Analytical Method	Result	Q	LOQ	Units	Run
C9 - C10 Aromatics		MADEP-VPH-18-	ND		25	ug/L	1

Surrogate	Q	Run 1 % Recovery	Acceptance Limits
2,5-Dibromotoluene (PID)		100	70-130

LOQ = Limit of Quantitation
ND = Not detected at or above the LOQ
H = Out of holding time
B = Detected in the method blank
N = Recovery is out of criteria
W = Reported on wet weight basis
E = Quantitation of compound exceeded the calibration range
P = The RPD between two GC columns exceeds 40%

Pace Analytical Services, LLC *(formerly Shealy Environmental Services, Inc.)*
106 Vantage Point Drive West Columbia, SC 29172 (803) 791-9700 Fax (803) 791-9111 www.pacelabs.com

MADEP VPH (aliphatics)

Client: Pace Analytical Services, Inc. | Laboratory ID: VH26045-002

Description: Field Blank | Matrix: Aqueous

Date Sampled: 08/25/2020 1956 | Project Name: 2020-L1-2448 (8-25)

Date Received: 08/26/2020 | Project Number: 92492469

Run	Prep Method	Analytical Method	Dilution	Analysis Date	Analyst	Prep Date	Batch
1	VPH	MADEP-VPH-18-2.1	1	08/26/2020 1834	ECB		64818

Parameter	CAS Number	Analytical Method	Result	Q	LOQ	Units	Run
C5 - C8 Aliphatics		MADEP-VPH-18-	ND		75	ug/L	1
C9 - C12 Aliphatics		MADEP-VPH-18-	ND		75	ug/L	1

Surrogate	Q	Run 1 % Recovery	Acceptance Limits
2,5-Dibromotoluene (FID)		98	70-130

LOQ = Limit of Quantitation
ND = Not detected at or above the LOQ
H = Out of holding time
B = Detected in the method blank
N = Recovery is out of criteria
W = Reported on wet weight basis
E = Quantitation of compound exceeded the calibration range
P = The RPD between two GC columns exceeds 40%

Pace Analytical Services, LLC *(formerly Shealy Environmental Services, Inc.)*
106 Vantage Point Drive West Columbia, SC 29172 (803) 791-9700 Fax (803) 791-9111 www.pacelabs.com

MADEP VPH (aromatics)

Client: Pace Analytical Services, Inc. | Laboratory ID: VH26045-002

Description: Field Blank | Matrix: Aqueous

Date Sampled: 08/25/2020 1956 | Project Name: 2020-L1-2448 (8-25)

Date Received: 08/26/2020 | Project Number: 92492469

Run	Prep Method	Analytical Method	Dilution	Analysis Date	Analyst	Prep Date	Batch
1	VPH	MADEP-VPH-18-2.1	1	08/26/2020 1834	ECB		64819

Parameter	CAS Number	Analytical Method	Result	Q	LOQ	Units	Run
C9 - C10 Aromatics		MADEP-VPH-18-	ND		25	ug/L	1

Surrogate	Q	Run 1 % Recovery	Acceptance Limits
2,5-Dibromotoluene (PID)		98	70-130

LOQ = Limit of Quantitation
ND = Not detected at or above the LOQ
H = Out of holding time
B = Detected in the method blank
N = Recovery is out of criteria
W = Reported on wet weight basis
E = Quantitation of compound exceeded the calibration range
P = The RPD between two GC columns exceeds 40%

Pace Analytical Services, LLC *(formerly Shealy Environmental Services, Inc.)*
106 Vantage Point Drive West Columbia, SC 29172 (803) 791-9700 Fax (803) 791-9111 www.pacelabs.com

MADEP VPH (aliphatics)

Client: Pace Analytical Services, Inc.			Laboratory ID: VH26045-003
Description: Trip Blank			Matrix: Aqueous
Date Sampled: 08/25/2020	Project Name: 2020-L1-2448 (8-25)		
Date Received: 08/26/2020	Project Number: 92492469		

Run	Prep Method	Analytical Method	Dilution	Analysis Date	Analyst	Prep Date	Batch
1	VPH	MADEP-VPH-18-2.1	1	08/26/2020 1806	ECB		64818

Parameter	CAS Number	Analytical Method	Result	Q	LOQ	Units	Run
C5 - C8 Aliphatics		MADEP-VPH-18-	ND		75	ug/L	1
C9 - C12 Aliphatics		MADEP-VPH-18-	ND		75	ug/L	1

Surrogate	Q	Run 1 % Recovery	Acceptance Limits
2,5-Dibromotoluene (FID)		101	70-130

LOQ = Limit of Quantitation	B = Detected in the method blank	E = Quantitation of compound exceeded the calibration range
ND = Not detected at or above the LOQ	N = Recovery is out of criteria	P = The RPD between two GC columns exceeds 40%
H = Out of holding time	W = Reported on wet weight basis	

Pace Analytical Services, LLC *(formerly Shealy Environmental Services, Inc.)*
106 Vantage Point Drive West Columbia, SC 29172 (803) 791-9700 Fax (803) 791-9111 www.pacelabs.com

MADEP VPH (aromatics)

Client: Pace Analytical Services, Inc.			Laboratory ID: VH26045-003
Description: Trip Blank			Matrix: Aqueous
Date Sampled: 08/25/2020	Project Name: 2020-L1-2448 (8-25)		
Date Received: 08/26/2020	Project Number: 92492469		

Run	Prep Method	Analytical Method	Dilution	Analysis Date	Analyst	Prep Date	Batch
1	VPH	MADEP-VPH-18-2.1	1	08/26/2020 1806	ECB		64819

Parameter	CAS Number	Analytical Method	Result	Q	LOQ	Units	Run
C9 - C10 Aromatics		MADEP-VPH-18-	ND		25	ug/L	1

Surrogate	Q	Run 1 % Recovery	Acceptance Limits
2,5-Dibromotoluene (PID)		100	70-130

LOQ = Limit of Quantitation	B = Detected in the method blank	E = Quantitation of compound exceeded the calibration range
ND = Not detected at or above the LOQ	N = Recovery is out of criteria	P = The RPD between two GC columns exceeds 40%
H = Out of holding time	W = Reported on wet weight basis	

Pace Analytical Services, LLC *(formerly Shealy Environmental Services, Inc.)*
106 Vantage Point Drive West Columbia, SC 29172 (803) 791-9700 Fax (803) 791-9111 www.pacelabs.com

QC Summary

MADEP VPH (aliphatics) - MB

Sample ID: VQ64818-001
Batch: 64818
Analytical Method: MADEP-VPH-18-2.1

Matrix: Aqueous
Prep Method: VPH

Parameter	Result	Q	Dil	LOQ	Units	Analysis Date
C5 - C8 Aliphatics	ND		1	75	ug/L	08/26/2020 1121
C9 - C12 Aliphatics	ND		1	75	ug/L	08/26/2020 1121

Surrogate	Q	% Rec	Acceptance Limit
2,5-Dibromotoluene (FID)		99	70-130

LOQ = Limit of Quantitation

ND = Not detected at or above the LOQ

N = Recovery is out of criteria

P = The RPD between two GC columns exceeds 40%

+ = RPD is out of criteria

Note: Calculations are performed before rounding to avoid round-off errors in calculated results

MADEP VPH (aliphatics) - LCS

Sample ID: VQ64818-002
Batch: 64818
Analytical Method: MADEP-VPH-18-2.1

Matrix: Aqueous
Prep Method: VPH

Parameter	Spike Amount (ug/L)	Result (ug/L)	Q	Dil	% Rec	% Rec Limit	Analysis Date
C5 - C8 Aliphatics	150	140		1	90	70-130	08/26/2020 1024
C9 - C12 Aliphatics	180	150		1	86	70-130	08/26/2020 1024

Surrogate	Q	% Rec	Acceptance Limit
2,5-Dibromotoluene (FID)		89	70-130

LOQ = Limit of Quantitation

ND = Not detected at or above the LOQ

N = Recovery is out of criteria

P = The RPD between two GC columns exceeds 40%

+ = RPD is out of criteria

Note: Calculations are performed before rounding to avoid round-off errors in calculated results

MADEP VPH (aliphatics) - LCSD

Sample ID: VQ64818-003
Batch: 64818
Analytical Method: MADEP-VPH-18-2.1

Matrix: Aqueous
Prep Method: VPH

Parameter	Spike Amount (ug/L)	Result (ug/L)	Q	Dil	% Rec	% RPD	% Rec Limit	% RPD Limit	Analysis Date
C5 - C8 Aliphatics	150	140		1	91	1.5	70-130	25	08/26/2020 1053
C9 - C12 Aliphatics	180	150		1	88	3.1	70-130	25	08/26/2020 1053

Surrogate	Q	% Rec	Acceptance Limit
2,5-Dibromotoluene (FID)		88	70-130

LOQ = Limit of Quantitation

ND = Not detected at or above the LOQ

N = Recovery is out of criteria

P = The RPD between two GC columns exceeds 40%

+ = RPD is out of criteria

Note: Calculations are performed before rounding to avoid round-off errors in calculated results

MADEP VPH (aromatics) - MB

Sample ID: VQ64819-001
Batch: 64819
Analytical Method: MADEP-VPH-18-2.1

Matrix: Aqueous
Prep Method: VPH

Parameter	Result	Q	Dil	LOQ	Units	Analysis Date
C9 - C10 Aromatics	ND		1	25	ug/L	08/26/2020 1121

Surrogate	Q	% Rec	Acceptance Limit
2,5-Dibromotoluene (PID)		103	70-130

LOQ = Limit of Quantitation

ND = Not detected at or above the LOQ

N = Recovery is out of criteria

P = The RPD between two GC columns exceeds 40%

+ = RPD is out of criteria

Note: Calculations are performed before rounding to avoid round-off errors in calculated results

MADEP VPH (aromatics) - LCS

Sample ID: VQ64819-002
Batch: 64819
Analytical Method: MADEP-VPH-18-2.1

Matrix: Aqueous
Prep Method: VPH

Parameter	Spike Amount (ug/L)	Result (ug/L)	Q	Dil	% Rec	% Rec Limit	Analysis Date
C9 - C10 Aromatics	25	23		1	92	70-130	08/26/2020 1024

Surrogate	Q	% Rec	Acceptance Limit
2,5-Dibromotoluene (PID)		90	70-130

LOQ = Limit of Quantitation

ND = Not detected at or above the LOQ

N = Recovery is out of criteria

P = The RPD between two GC columns exceeds 40%

+ = RPD is out of criteria

Note: Calculations are performed before rounding to avoid round-off errors in calculated results

MADEP VPH (aromatics) - LCSD

Sample ID: VQ64819-003
Batch: 64819
Analytical Method: MADEP-VPH-18-2.1

Matrix: Aqueous
Prep Method: VPH

Parameter	Spike Amount (ug/L)	Result (ug/L)	Q	Dil	% Rec	% RPD	% Rec Limit	% RPD Limit	Analysis Date
C9 - C10 Aromatics	25	23		1	93	1.3	70-130	25	08/26/2020 1053

Surrogate	Q	% Rec	Acceptance Limit
2,5-Dibromotoluene (PID)		91	70-130

LOQ = Limit of Quantitation

ND = Not detected at or above the LOQ

N = Recovery is out of criteria

P = The RPD between two GC columns exceeds 40%

+ = RPD is out of criteria

Note: Calculations are performed before rounding to avoid round-off errors in calculated results

Chain of Custody

and

Miscellaneous Documents

Internal Transfer Chain of Custody

Pace Analytical®
www.pacelabs.com

☐ Samples Pre-Logged into eCOC.

State Of Origin: NC
Cert. Needed: ☑ Yes ☐ No
Owner Received Date: 8/25/2020 Results Requested By: 8/26/2020

Workorder: 92492469 Workorder Name: 2020-L1-2448 (8/25)

Report To
Angela Baioni
Pace Analytical Charlotte
9800 Kincey Ave. Suite 100
Huntersville, NC 28078
Phone (704)875-9092

Subcontract To
Pace Analytical West Columbia
106 Vantage Point Drive
West Columbia, SC 29172
Phone (803)791-9700

Requested Analysis

VH26045

CSD

Item	Sample ID	Sample Type	Collect Date/Time	Lab ID	Matrix	Preserved Containers: HCL	VPH	LAB USE ONLY
1	FD1-08252020	PS	8/25/2020 19:56	92492469001	Water	3	X	
2	Field Blank	PS	8/25/2020 19:56	92492469002	Water	3	X	
3	Trip Blank	PS	8/25/2020 00:00	92492469003	Water	1	X	
4								
5								

Transfers	Released By	Date/Time	Received By	Date/Time
1	PACE 8-26-2020	1234	JCM-Pace	8/26/20 0934
2	JCM-Pace 8/26/20	1203		
3				8/26/2020 1203

Comments

Cooler Temperature on Receipt 3.1 °C | Custody Seal Y or N | Received on Ice Y or N | Samples Intact Y or N

***In order to maintain client confidentiality, location/name of the sampling site, sampler's name and signature may not be provided on this COC document. This chain of custody is considered complete as is since this information is available in the owner laboratory.

Wednesday, August 26, 2020 8:40:52 AM FMT-ALL-C-002rev.00 24March2009 Page 1 of 1

Shealy Environmental Services, Inc.
Document Number: ME0018C-14

Page 1 of 1
Effective Date: 8/2/2018

Sample Receipt Checklist (SRC)

Client: PACE Cooler Inspected by/date: JSH / 08/26/2020 Lot #: VH26045

Means of receipt: ☐ SESI ☐ Client ☐ UPS ☐ FedEx ☑ Other: PACE

☐ Yes	☑ No		1. Were custody seals present on the cooler?
☐ Yes	☐ No	☑ NA	2. If custody seals were present, were they intact and unbroken?

pH Strip ID: NA Chlorine Strip ID: NA Tested by: NA

Original temperature upon receipt / Derived (Corrected) temperature upon receipt %Solid Snap-Cup ID: NA

3.1 / 3.1 °C NA / NA °C NA / NA °C NA / NA °C

Method: ☐ Temperature Blank ☑ Against Bottles IR Gun ID: 5 IR Gun Correction Factor: 0 °C

Method of coolant: ☑ Wet Ice ☐ Ice Packs ☐ Dry Ice ☐ None

☐ Yes	☐ No	☑ NA	3. If temperature of any cooler exceeded 6.0°C, was Project Manager Notified? PM was Notified by: phone / email / face-to-face (circle one).
☐ Yes	☐ No	☑ NA	4. Is the commercial courier's packing slip attached to this form?
☑ Yes	☐ No		5. Were proper custody procedures (relinquished/received) followed?
☑ Yes	☐ No		6. Were sample IDs listed on the COC?
☑ Yes	☐ No		7. Were sample IDs listed on all sample containers?
☑ Yes	☐ No		8. Was collection date & time listed on the COC?
☑ Yes	☐ No		9. Was collection date & time listed on all sample containers?
☑ Yes	☐ No		10. Did all container label information (ID, date, time) agree with the COC?
☑ Yes	☐ No		11. Were tests to be performed listed on the COC?
☐ Yes	☑ No		12. Did all samples arrive in the proper containers for each test and/or in good condition (unbroken, lids on, etc.)?
☑ Yes	☐ No		13. Was adequate sample volume available?
☑ Yes	☐ No		14. Were all samples received within ¼ the holding time or 48 hours, whichever comes first?
☐ Yes	☑ No		15. Were any samples containers missing/excess (circle one) samples Not listed on COC?
☐ Yes	☑ No	☐ NA	16. For VOA and RSK-175 samples, were bubbles present >"pea-size" (¼"or 6mm in diameter) in any of the VOA vials?
☐ Yes	☐ No	☑ NA	17. Were all DRO/metals/nutrient samples received at a pH of < 2?
☐ Yes	☐ No	☑ NA	18. Were all cyanide samples received at a pH > 12 and sulfide samples received at a pH > 9?
☐ Yes	☐ No	☑ NA	19. Were all applicable NH_3/TKN/cyanide/phenol/625 (< 0.5mg/L) samples free of residual chlorine?
☐ Yes	☐ No	☑ NA	20. Were client remarks/requests (i.e. requested dilutions, MS/MSD designations, etc…) correctly transcribed from the COC into the comment section in LIMS?
☐ Yes	☑ No		21. Was the quote number listed on the container label? If yes, Quote # NA

Sample Preservation (Must be completed for any sample(s) incorrectly preserved or with headspace.)

Sample(s) NA were received incorrectly preserved and were adjusted accordingly in sample receiving with NA mL of circle one: H2SO4, HNO3, HCl, NaOH using SR # NA.
Time of preservation: NA. If more than one preservative is needed, please note in the comments below.

Sample(s) NA were received with bubbles >6 mm in diameter.

Samples(s) NA were received with TRC > 0.5 mg/L (If #19 is *no*) and were adjusted accordingly in sample receiving with sodium thiosulfate ($Na_2S_2O_3$) with Shealy ID: NA.

SR barcode labels applied by: JSH Date: 08/26/2020

Comments: BROKEN: VH260 -001/FD1-08252020(1 VIAL)

Pace Analytical Services, LLC
9800 Kincey Ave. Suite 100
Huntersville, NC 28078
(704)875-9092

August 27, 2020

Andrew Street
Apex Companies - NC
5900 Northwoods Business Pkwy
Suite 5900-0
Charlotte, NC 28269

RE: Project: 2020-L1-2448 (8/26)
Pace Project No.: 92492683

Dear Andrew Street:

Enclosed are the analytical results for sample(s) received by the laboratory on August 26, 2020. The results relate only to the samples included in this report. Results reported herein conform to the applicable TNI/NELAC Standards and the laboratory's Quality Manual, where applicable, unless otherwise noted in the body of the report.

The test results provided in this final report were generated by each of the following laboratories within the Pace Network:

- Pace Analytical Services - Asheville
- Pace Analytical Services - Charlotte

If you have any questions concerning this report, please feel free to contact me.

Sincerely,

Angela M. Baioni

Angela Baioni
angela.baioni@pacelabs.com
(704)875-9092
Project Manager

Enclosures

cc: Stanley Carpenter, Colonial Pipeline
J Culbreath, Colonial Pipeline Company
Robert Hughes, Colonial Pipeline
Margaret King, APEX Companies, LLC
Emily Little, Apex Companies
Jeff Morrison, Colonial Pipeline Company
Tom Naumann, APEX Companies - NC
Joe Nicolette, Montrose-EPS
Christopher Schultz, Apex Companies
Robert A. Shenk, Colonial Pipeline Company
J Tate, Colonial Pipeline Company
Alex Testoff, Montrose-EPS
JM Wyatt, Colonial Pipeline Company

REPORT OF LABORATORY ANALYSIS

This report shall not be reproduced, except in full,
without the written consent of Pace Analytical Services, LLC.

Pace Analytical Services, LLC
9800 Kincey Ave. Suite 100
Huntersville, NC 28078
(704)875-9092

CERTIFICATIONS

Project: 2020-L1-2448 (8/26)
Pace Project No.: 92492683

Pace Analytical Services Charlotte
9800 Kincey Ave. Ste 100, Huntersville, NC 28078
Louisiana/NELAP Certification # LA170028
North Carolina Drinking Water Certification #: 37706
North Carolina Field Services Certification #: 5342
North Carolina Wastewater Certification #: 12
South Carolina Certification #: 99006001
Florida/NELAP Certification #: E87627
Kentucky UST Certification #: 84
Virginia/VELAP Certification #: 460221

Pace Analytical Services Asheville
2225 Riverside Drive, Asheville, NC 28804
Florida/NELAP Certification #: E87648
Massachusetts Certification #: M-NC030
North Carolina Drinking Water Certification #: 37712
North Carolina Wastewater Certification #: 40
South Carolina Certification #: 99030001
Virginia/VELAP Certification #: 460222

This report shall not be reproduced, except in full,
without the written consent of Pace Analytical Services, LLC.

Pace Analytical Services, LLC
9800 Kincey Ave. Suite 100
Huntersville, NC 28078
(704)875-9092

SAMPLE ANALYTE COUNT

Project: 2020-L1-2448 (8/26)
Pace Project No.: 92492683

Lab ID	Sample ID	Method	Analysts	Analytes Reported	Laboratory
92492683001	**13831_SIMS_RD**	EPA 6010D	DS	1	PASI-A
		SM 6200B	CL	63	PASI-C

PASI-A = Pace Analytical Services - Asheville
PASI-C = Pace Analytical Services - Charlotte

This report shall not be reproduced, except in full,
without the written consent of Pace Analytical Services, LLC.

Pace Analytical Services, LLC
9800 Kincey Ave. Suite 100
Huntersville, NC 28078
(704)875-9092

ANALYTICAL RESULTS

Project: 2020-L1-2448 (8/26)
Pace Project No.: 92492683

Sample: 13831_SIMS_RD **Lab ID: 92492683001** Collected: 08/25/20 00:00 Received: 08/26/20 17:37 Matrix: Water

Parameters	Results	Units	Report Limit	DF	Prepared	Analyzed	CAS No.	Qual
6010 MET ICP	Analytical Method: EPA 6010D Preparation Method: EPA 3010A Pace Analytical Services - Asheville							
Lead	ND	ug/L	5.0	1	08/27/20 01:37	08/27/20 13:34	7439-92-1	
6200B MSV	Analytical Method: SM 6200B Pace Analytical Services - Charlotte							
Benzene	ND	ug/L	0.50	1		08/27/20 01:01	71-43-2	
Bromobenzene	ND	ug/L	0.50	1		08/27/20 01:01	108-86-1	
Bromochloromethane	ND	ug/L	0.50	1		08/27/20 01:01	74-97-5	
Bromodichloromethane	ND	ug/L	0.50	1		08/27/20 01:01	75-27-4	
Bromoform	ND	ug/L	0.50	1		08/27/20 01:01	75-25-2	
Bromomethane	ND	ug/L	5.0	1		08/27/20 01:01	74-83-9	
n-Butylbenzene	ND	ug/L	0.50	1		08/27/20 01:01	104-51-8	
sec-Butylbenzene	ND	ug/L	0.50	1		08/27/20 01:01	135-98-8	
tert-Butylbenzene	ND	ug/L	0.50	1		08/27/20 01:01	98-06-6	
Carbon tetrachloride	ND	ug/L	0.50	1		08/27/20 01:01	56-23-5	
Chlorobenzene	ND	ug/L	0.50	1		08/27/20 01:01	108-90-7	
Chloroethane	ND	ug/L	1.0	1		08/27/20 01:01	75-00-3	
Chloroform	ND	ug/L	0.50	1		08/27/20 01:01	67-66-3	
Chloromethane	ND	ug/L	1.0	1		08/27/20 01:01	74-87-3	
2-Chlorotoluene	ND	ug/L	0.50	1		08/27/20 01:01	95-49-8	
4-Chlorotoluene	ND	ug/L	0.50	1		08/27/20 01:01	106-43-4	
1,2-Dibromo-3-chloropropane	ND	ug/L	1.0	1		08/27/20 01:01	96-12-8	
Dibromochloromethane	ND	ug/L	0.50	1		08/27/20 01:01	124-48-1	
1,2-Dibromoethane (EDB)	ND	ug/L	0.50	1		08/27/20 01:01	106-93-4	
Dibromomethane	ND	ug/L	0.50	1		08/27/20 01:01	74-95-3	
1,2-Dichlorobenzene	ND	ug/L	0.50	1		08/27/20 01:01	95-50-1	
1,3-Dichlorobenzene	ND	ug/L	0.50	1		08/27/20 01:01	541-73-1	
1,4-Dichlorobenzene	ND	ug/L	0.50	1		08/27/20 01:01	106-46-7	
Dichlorodifluoromethane	ND	ug/L	0.50	1		08/27/20 01:01	75-71-8	
1,1-Dichloroethane	ND	ug/L	0.50	1		08/27/20 01:01	75-34-3	
1,2-Dichloroethane	ND	ug/L	0.50	1		08/27/20 01:01	107-06-2	
1,1-Dichloroethene	ND	ug/L	0.50	1		08/27/20 01:01	75-35-4	
cis-1,2-Dichloroethene	ND	ug/L	0.50	1		08/27/20 01:01	156-59-2	
trans-1,2-Dichloroethene	ND	ug/L	0.50	1		08/27/20 01:01	156-60-5	
1,2-Dichloropropane	ND	ug/L	0.50	1		08/27/20 01:01	78-87-5	
1,3-Dichloropropane	ND	ug/L	0.50	1		08/27/20 01:01	142-28-9	
2,2-Dichloropropane	ND	ug/L	0.50	1		08/27/20 01:01	594-20-7	
1,1-Dichloropropene	ND	ug/L	0.50	1		08/27/20 01:01	563-58-6	
cis-1,3-Dichloropropene	ND	ug/L	0.50	1		08/27/20 01:01	10061-01-5	
trans-1,3-Dichloropropene	ND	ug/L	0.50	1		08/27/20 01:01	10061-02-6	
Diisopropyl ether	ND	ug/L	0.50	1		08/27/20 01:01	108-20-3	
Ethylbenzene	ND	ug/L	0.50	1		08/27/20 01:01	100-41-4	
Hexachloro-1,3-butadiene	ND	ug/L	2.0	1		08/27/20 01:01	87-68-3	
Isopropylbenzene (Cumene)	ND	ug/L	0.50	1		08/27/20 01:01	98-82-8	
Methylene Chloride	ND	ug/L	2.0	1		08/27/20 01:01	75-09-2	
Methyl-tert-butyl ether	ND	ug/L	0.50	1		08/27/20 01:01	1634-04-4	
Naphthalene	ND	ug/L	2.0	1		08/27/20 01:01	91-20-3	

REPORT OF LABORATORY ANALYSIS

This report shall not be reproduced, except in full,
without the written consent of Pace Analytical Services, LLC.

Pace Analytical Services, LLC
9800 Kincey Ave. Suite 100
Huntersville, NC 28078
(704)875-9092

ANALYTICAL RESULTS

Project: 2020-L1-2448 (8/26)
Pace Project No.: 92492683

Sample: 13831_SIMS_RD **Lab ID: 92492683001** Collected: 08/25/20 00:00 Received: 08/26/20 17:37 Matrix: Water

Parameters	Results	Units	Report Limit	DF	Prepared	Analyzed	CAS No.	Qual
6200B MSV	Analytical Method: SM 6200B Pace Analytical Services - Charlotte							
n-Propylbenzene	ND	ug/L	0.50	1		08/27/20 01:01	103-65-1	
Styrene	ND	ug/L	0.50	1		08/27/20 01:01	100-42-5	
1,1,1,2-Tetrachloroethane	ND	ug/L	0.50	1		08/27/20 01:01	630-20-6	
1,1,2,2-Tetrachloroethane	ND	ug/L	0.50	1		08/27/20 01:01	79-34-5	
Tetrachloroethene	ND	ug/L	0.50	1		08/27/20 01:01	127-18-4	
Toluene	ND	ug/L	0.50	1		08/27/20 01:01	108-88-3	
1,2,3-Trichlorobenzene	ND	ug/L	2.0	1		08/27/20 01:01	87-61-6	
1,2,4-Trichlorobenzene	ND	ug/L	2.0	1		08/27/20 01:01	120-82-1	
1,1,1-Trichloroethane	ND	ug/L	0.50	1		08/27/20 01:01	71-55-6	
1,1,2-Trichloroethane	ND	ug/L	0.50	1		08/27/20 01:01	79-00-5	
Trichloroethene	ND	ug/L	0.50	1		08/27/20 01:01	79-01-6	
Trichlorofluoromethane	ND	ug/L	1.0	1		08/27/20 01:01	75-69-4	
1,2,3-Trichloropropane	ND	ug/L	0.50	1		08/27/20 01:01	96-18-4	
1,2,4-Trimethylbenzene	ND	ug/L	0.50	1		08/27/20 01:01	95-63-6	
1,3,5-Trimethylbenzene	ND	ug/L	0.50	1		08/27/20 01:01	108-67-8	
Vinyl chloride	ND	ug/L	1.0	1		08/27/20 01:01	75-01-4	
m&p-Xylene	ND	ug/L	1.0	1		08/27/20 01:01	179601-23-1	
o-Xylene	ND	ug/L	0.50	1		08/27/20 01:01	95-47-6	
Surrogates								
1,2-Dichloroethane-d4 (S)	95	%	70-130	1		08/27/20 01:01	17060-07-0	
4-Bromofluorobenzene (S)	100	%	70-130	1		08/27/20 01:01	460-00-4	
Toluene-d8 (S)	105	%	70-130	1		08/27/20 01:01	2037-26-5	

REPORT OF LABORATORY ANALYSIS

This report shall not be reproduced, except in full,
without the written consent of Pace Analytical Services, LLC.

Pace Analytical Services, LLC
9800 Kincey Ave. Suite 100
Huntersville, NC 28078
(704)875-9092

QUALITY CONTROL DATA

Project: 2020-L1-2448 (8/26)
Pace Project No.: 92492683

QC Batch: 562641
QC Batch Method: EPA 3010A
Analysis Method: EPA 6010D
Analysis Description: 6010 MET
Laboratory: Pace Analytical Services - Asheville
Associated Lab Samples: 92492683001

METHOD BLANK: 2984018 Matrix: Water
Associated Lab Samples: 92492683001

Parameter	Units	Blank Result	Reporting Limit	Analyzed	Qualifiers
Lead	ug/L	ND	5.0	08/27/20 09:00	

LABORATORY CONTROL SAMPLE: 2984019

Parameter	Units	Spike Conc.	LCS Result	LCS % Rec	% Rec Limits	Qualifiers
Lead	ug/L	500	508	102	80-120	

MATRIX SPIKE & MATRIX SPIKE DUPLICATE: 2984020 2984021

Parameter	Units	92492460001 Result	MS Spike Conc.	MSD Spike Conc.	MS Result	MSD Result	MS % Rec	MSD % Rec	% Rec Limits	RPD	Qual
Lead	ug/L	ND	500	500	487	490	97	98	75-125	1	

Results presented on this page are in the units indicated by the "Units" column except where an alternate unit is presented to the right of the result.

REPORT OF LABORATORY ANALYSIS

This report shall not be reproduced, except in full,
without the written consent of Pace Analytical Services, LLC.

Pace Analytical Services, LLC
9800 Kincey Ave. Suite 100
Huntersville, NC 28078
(704)875-9092

QUALITY CONTROL DATA

Project: 2020-L1-2448 (8/26)
Pace Project No.: 92492683

QC Batch: 562627
QC Batch Method: SM 6200B
Analysis Method: SM 6200B
Analysis Description: 6200B MSV
Laboratory: Pace Analytical Services - Charlotte

Associated Lab Samples: 92492683001

METHOD BLANK: 2983977 Matrix: Water
Associated Lab Samples: 92492683001

Parameter	Units	Blank Result	Reporting Limit	Analyzed	Qualifiers
1,1,1,2-Tetrachloroethane	ug/L	ND	0.50	08/26/20 14:47	
1,1,1-Trichloroethane	ug/L	ND	0.50	08/26/20 14:47	
1,1,2,2-Tetrachloroethane	ug/L	ND	0.50	08/26/20 14:47	
1,1,2-Trichloroethane	ug/L	ND	0.50	08/26/20 14:47	
1,1-Dichloroethane	ug/L	ND	0.50	08/26/20 14:47	
1,1-Dichloroethene	ug/L	ND	0.50	08/26/20 14:47	
1,1-Dichloropropene	ug/L	ND	0.50	08/26/20 14:47	
1,2,3-Trichlorobenzene	ug/L	ND	2.0	08/26/20 14:47	
1,2,3-Trichloropropane	ug/L	ND	0.50	08/26/20 14:47	
1,2,4-Trichlorobenzene	ug/L	ND	2.0	08/26/20 14:47	
1,2,4-Trimethylbenzene	ug/L	ND	0.50	08/26/20 14:47	
1,2-Dibromo-3-chloropropane	ug/L	ND	1.0	08/26/20 14:47	
1,2-Dibromoethane (EDB)	ug/L	ND	0.50	08/26/20 14:47	
1,2-Dichlorobenzene	ug/L	ND	0.50	08/26/20 14:47	
1,2-Dichloroethane	ug/L	ND	0.50	08/26/20 14:47	
1,2-Dichloropropane	ug/L	ND	0.50	08/26/20 14:47	
1,3,5-Trimethylbenzene	ug/L	ND	0.50	08/26/20 14:47	
1,3-Dichlorobenzene	ug/L	ND	0.50	08/26/20 14:47	
1,3-Dichloropropane	ug/L	ND	0.50	08/26/20 14:47	
1,4-Dichlorobenzene	ug/L	ND	0.50	08/26/20 14:47	
2,2-Dichloropropane	ug/L	ND	0.50	08/26/20 14:47	
2-Chlorotoluene	ug/L	ND	0.50	08/26/20 14:47	
4-Chlorotoluene	ug/L	ND	0.50	08/26/20 14:47	
Benzene	ug/L	ND	0.50	08/26/20 14:47	
Bromobenzene	ug/L	ND	0.50	08/26/20 14:47	
Bromochloromethane	ug/L	ND	0.50	08/26/20 14:47	
Bromodichloromethane	ug/L	ND	0.50	08/26/20 14:47	
Bromoform	ug/L	ND	0.50	08/26/20 14:47	
Bromomethane	ug/L	ND	5.0	08/26/20 14:47	
Carbon tetrachloride	ug/L	ND	0.50	08/26/20 14:47	
Chlorobenzene	ug/L	ND	0.50	08/26/20 14:47	
Chloroethane	ug/L	ND	1.0	08/26/20 14:47	
Chloroform	ug/L	ND	0.50	08/26/20 14:47	
Chloromethane	ug/L	ND	1.0	08/26/20 14:47	
cis-1,2-Dichloroethene	ug/L	ND	0.50	08/26/20 14:47	
cis-1,3-Dichloropropene	ug/L	ND	0.50	08/26/20 14:47	
Dibromochloromethane	ug/L	ND	0.50	08/26/20 14:47	
Dibromomethane	ug/L	ND	0.50	08/26/20 14:47	
Dichlorodifluoromethane	ug/L	ND	0.50	08/26/20 14:47	
Diisopropyl ether	ug/L	ND	0.50	08/26/20 14:47	

Results presented on this page are in the units indicated by the "Units" column except where an alternate unit is presented to the right of the result.

REPORT OF LABORATORY ANALYSIS

This report shall not be reproduced, except in full,
without the written consent of Pace Analytical Services, LLC.

Pace Analytical Services, LLC
9800 Kincey Ave. Suite 100
Huntersville, NC 28078
(704)875-9092

QUALITY CONTROL DATA

Project: 2020-L1-2448 (8/26)
Pace Project No.: 92492683

METHOD BLANK: 2983977 Matrix: Water
Associated Lab Samples: 92492683001

Parameter	Units	Blank Result	Reporting Limit	Analyzed	Qualifiers
Ethylbenzene	ug/L	ND	0.50	08/26/20 14:47	
Hexachloro-1,3-butadiene	ug/L	ND	2.0	08/26/20 14:47	
Isopropylbenzene (Cumene)	ug/L	ND	0.50	08/26/20 14:47	
m&p-Xylene	ug/L	ND	1.0	08/26/20 14:47	
Methyl-tert-butyl ether	ug/L	ND	0.50	08/26/20 14:47	
Methylene Chloride	ug/L	ND	2.0	08/26/20 14:47	
n-Butylbenzene	ug/L	ND	0.50	08/26/20 14:47	
n-Propylbenzene	ug/L	ND	0.50	08/26/20 14:47	
Naphthalene	ug/L	ND	2.0	08/26/20 14:47	
o-Xylene	ug/L	ND	0.50	08/26/20 14:47	
sec-Butylbenzene	ug/L	ND	0.50	08/26/20 14:47	
Styrene	ug/L	ND	0.50	08/26/20 14:47	
tert-Butylbenzene	ug/L	ND	0.50	08/26/20 14:47	
Tetrachloroethene	ug/L	ND	0.50	08/26/20 14:47	
Toluene	ug/L	ND	0.50	08/26/20 14:47	
trans-1,2-Dichloroethene	ug/L	ND	0.50	08/26/20 14:47	
trans-1,3-Dichloropropene	ug/L	ND	0.50	08/26/20 14:47	
Trichloroethene	ug/L	ND	0.50	08/26/20 14:47	
Trichlorofluoromethane	ug/L	ND	1.0	08/26/20 14:47	
Vinyl chloride	ug/L	ND	1.0	08/26/20 14:47	
1,2-Dichloroethane-d4 (S)	%	95	70-130	08/26/20 14:47	
4-Bromofluorobenzene (S)	%	100	70-130	08/26/20 14:47	
Toluene-d8 (S)	%	102	70-130	08/26/20 14:47	

LABORATORY CONTROL SAMPLE: 2983978

Parameter	Units	Spike Conc.	LCS Result	LCS % Rec	% Rec Limits	Qualifiers
1,1,1,2-Tetrachloroethane	ug/L	50	54.4	109	60-140	
1,1,1-Trichloroethane	ug/L	50	56.0	112	60-140	
1,1,2,2-Tetrachloroethane	ug/L	50	51.7	103	60-140	
1,1,2-Trichloroethane	ug/L	50	53.3	107	60-140	
1,1-Dichloroethane	ug/L	50	52.9	106	60-140	
1,1-Dichloroethene	ug/L	50	54.3	109	60-140	
1,1-Dichloropropene	ug/L	50	49.5	99	60-140	
1,2,3-Trichlorobenzene	ug/L	50	51.3	103	60-140	
1,2,3-Trichloropropane	ug/L	50	53.4	107	60-140	
1,2,4-Trichlorobenzene	ug/L	50	52.6	105	60-140	
1,2,4-Trimethylbenzene	ug/L	50	52.3	105	60-140	
1,2-Dibromo-3-chloropropane	ug/L	50	53.7	107	60-140	
1,2-Dibromoethane (EDB)	ug/L	50	54.2	108	60-140	
1,2-Dichlorobenzene	ug/L	50	50.3	101	60-140	
1,2-Dichloroethane	ug/L	50	47.6	95	60-140	
1,2-Dichloropropane	ug/L	50	54.3	109	60-140	
1,3,5-Trimethylbenzene	ug/L	50	53.0	106	60-140	

Results presented on this page are in the units indicated by the "Units" column except where an alternate unit is presented to the right of the result.

REPORT OF LABORATORY ANALYSIS

This report shall not be reproduced, except in full,
without the written consent of Pace Analytical Services, LLC.

Pace Analytical Services, LLC
9800 Kincey Ave. Suite 100
Huntersville, NC 28078
(704)875-9092

QUALITY CONTROL DATA

Project: 2020-L1-2448 (8/26)
Pace Project No.: 92492683

LABORATORY CONTROL SAMPLE: 2983978

Parameter	Units	Spike Conc.	LCS Result	LCS % Rec	% Rec Limits	Qualifiers
1,3-Dichlorobenzene	ug/L	50	50.6	101	60-140	
1,3-Dichloropropane	ug/L	50	53.9	108	60-140	
1,4-Dichlorobenzene	ug/L	50	50.1	100	60-140	
2,2-Dichloropropane	ug/L	50	58.4	117	60-140	
2-Chlorotoluene	ug/L	50	50.8	102	60-140	
4-Chlorotoluene	ug/L	50	49.0	98	60-140	
Benzene	ug/L	50	52.6	105	60-140	
Bromobenzene	ug/L	50	48.7	97	60-140	
Bromochloromethane	ug/L	50	53.1	106	60-140	
Bromodichloromethane	ug/L	50	47.8	96	60-140	
Bromoform	ug/L	50	53.7	107	60-140	
Bromomethane	ug/L	50	50.8	102	60-140	
Carbon tetrachloride	ug/L	50	53.4	107	60-140	
Chlorobenzene	ug/L	50	49.3	99	60-140	
Chloroethane	ug/L	50	38.6	77	60-140	
Chloroform	ug/L	50	50.4	101	60-140	
Chloromethane	ug/L	50	43.1	86	60-140	
cis-1,2-Dichloroethene	ug/L	50	51.7	103	60-140	
cis-1,3-Dichloropropene	ug/L	50	60.6	121	60-140	
Dibromochloromethane	ug/L	50	54.5	109	60-140	
Dibromomethane	ug/L	50	49.2	98	60-140	
Dichlorodifluoromethane	ug/L	50	39.2	78	60-140	
Diisopropyl ether	ug/L	50	51.3	103	60-140	
Ethylbenzene	ug/L	50	49.0	98	60-140	
Hexachloro-1,3-butadiene	ug/L	50	52.0	104	60-140	
Isopropylbenzene (Cumene)	ug/L	50	48.6	97	60-140	
m&p-Xylene	ug/L	100	95.9	96	60-140	
Methyl-tert-butyl ether	ug/L	50	46.4	93	60-140	
Methylene Chloride	ug/L	50	48.9	98	60-140	
n-Butylbenzene	ug/L	50	51.6	103	60-140	
n-Propylbenzene	ug/L	50	50.4	101	60-140	
Naphthalene	ug/L	50	51.3	103	60-140	
o-Xylene	ug/L	50	48.1	96	60-140	
sec-Butylbenzene	ug/L	50	50.4	101	60-140	
Styrene	ug/L	50	51.0	102	60-140	
tert-Butylbenzene	ug/L	50	44.2	88	60-140	
Tetrachloroethene	ug/L	50	51.4	103	60-140	
Toluene	ug/L	50	47.6	95	60-140	
trans-1,2-Dichloroethene	ug/L	50	57.9	116	60-140	
trans-1,3-Dichloropropene	ug/L	50	55.3	111	60-140	
Trichloroethene	ug/L	50	56.1	112	60-140	
Trichlorofluoromethane	ug/L	50	39.1	78	60-140	
Vinyl chloride	ug/L	50	41.0	82	60-140	
1,2-Dichloroethane-d4 (S)	%			99	70-130	
4-Bromofluorobenzene (S)	%			96	70-130	
Toluene-d8 (S)	%			96	70-130	

Results presented on this page are in the units indicated by the "Units" column except where an alternate unit is presented to the right of the result.

REPORT OF LABORATORY ANALYSIS

This report shall not be reproduced, except in full,
without the written consent of Pace Analytical Services, LLC.

Pace Analytical Services, LLC
9800 Kincey Ave. Suite 100
Huntersville, NC 28078
(704)875-9092

QUALITY CONTROL DATA

Project: 2020-L1-2448 (8/26)
Pace Project No.: 92492683

MATRIX SPIKE & MATRIX SPIKE DUPLICATE: 2983979 2983980

Parameter	Units	92492688001 Result	MS Spike Conc.	MSD Spike Conc.	MS Result	MSD Result	MS % Rec	MSD % Rec	% Rec Limits	RPD	Qual
1,1,1,2-Tetrachloroethane	ug/L	ND	20	20	22.8	24.9	114	124	60-140	9	
1,1,1-Trichloroethane	ug/L	ND	20	20	25.9	28.1	130	141	60-140	8	M1
1,1,2,2-Tetrachloroethane	ug/L	ND	20	20	21.6	23.3	108	117	60-140	8	
1,1,2-Trichloroethane	ug/L	ND	20	20	22.4	23.7	112	119	60-140	6	
1,1-Dichloroethane	ug/L	ND	20	20	24.0	25.6	120	128	60-140	6	
1,1-Dichloroethene	ug/L	ND	20	20	26.2	28.1	131	140	60-140	7	
1,1-Dichloropropene	ug/L	ND	20	20	22.0	23.9	110	120	60-140	8	
1,2,3-Trichlorobenzene	ug/L	ND	20	20	22.3	23.2	111	116	60-140	4	
1,2,3-Trichloropropane	ug/L	ND	20	20	20.4	21.6	102	108	60-140	5	
1,2,4-Trichlorobenzene	ug/L	ND	20	20	22.6	23.8	113	119	60-140	5	
1,2,4-Trimethylbenzene	ug/L	ND	20	20	22.6	23.8	113	119	60-140	5	
1,2-Dibromo-3-chloropropane	ug/L	ND	20	20	21.1	23.1	106	115	60-140	9	
1,2-Dibromoethane (EDB)	ug/L	ND	20	20	23.0	24.4	115	122	60-140	6	
1,2-Dichlorobenzene	ug/L	ND	20	20	22.3	23.8	112	119	60-140	7	
1,2-Dichloroethane	ug/L	ND	20	20	21.5	23.8	107	119	60-140	10	
1,2-Dichloropropane	ug/L	ND	20	20	23.9	25.1	120	126	60-140	5	
1,3,5-Trimethylbenzene	ug/L	ND	20	20	23.1	24.3	115	121	60-140	5	
1,3-Dichlorobenzene	ug/L	ND	20	20	22.8	23.9	114	119	60-140	5	
1,3-Dichloropropane	ug/L	ND	20	20	22.3	24.6	111	123	60-140	10	
1,4-Dichlorobenzene	ug/L	ND	20	20	22.6	24.2	113	121	60-140	7	
2,2-Dichloropropane	ug/L	ND	20	20	27.1	28.6	135	143	60-140	6	M1
2-Chlorotoluene	ug/L	ND	20	20	22.9	24.5	114	123	60-140	7	
4-Chlorotoluene	ug/L	ND	20	20	22.3	23.7	111	118	60-140	6	
Benzene	ug/L	ND	20	20	23.1	25.3	116	126	60-140	9	
Bromobenzene	ug/L	ND	20	20	21.9	23.0	109	115	60-140	5	
Bromochloromethane	ug/L	ND	20	20	23.4	25.4	117	127	60-140	8	
Bromodichloromethane	ug/L	ND	20	20	21.6	23.4	108	117	60-140	8	
Bromoform	ug/L	ND	20	20	21.6	24.5	108	122	60-140	12	
Bromomethane	ug/L	ND	20	20	17.1	21.9	85	109	60-140	25	
Carbon tetrachloride	ug/L	ND	20	20	26.0	28.3	130	142	60-140	8	M1
Chlorobenzene	ug/L	ND	20	20	22.2	24.0	111	120	60-140	8	
Chloroethane	ug/L	ND	20	20	21.3	22.6	107	113	60-140	6	
Chloroform	ug/L	ND	20	20	23.5	25.3	117	126	60-140	7	
Chloromethane	ug/L	ND	20	20	19.3	20.8	96	104	60-140	8	
cis-1,2-Dichloroethene	ug/L	ND	20	20	23.6	25.8	118	129	60-140	9	
cis-1,3-Dichloropropene	ug/L	ND	20	20	24.9	26.5	124	133	60-140	6	
Dibromochloromethane	ug/L	ND	20	20	22.6	24.4	113	122	60-140	8	
Dibromomethane	ug/L	ND	20	20	22.4	24.0	112	120	60-140	7	
Dichlorodifluoromethane	ug/L	ND	20	20	19.6	20.3	98	101	60-140	3	
Diisopropyl ether	ug/L	ND	20	20	20.9	22.8	105	114	60-140	8	
Ethylbenzene	ug/L	ND	20	20	22.4	24.4	112	122	60-140	8	
Hexachloro-1,3-butadiene	ug/L	ND	20	20	24.3	26.0	121	130	60-140	7	
Isopropylbenzene (Cumene)	ug/L	ND	20	20	22.9	24.7	114	123	60-140	8	
m&p-Xylene	ug/L	ND	40	40	45.7	49.2	114	123	60-140	7	
Methyl-tert-butyl ether	ug/L	ND	20	20	18.6	19.8	93	99	60-140	6	
Methylene Chloride	ug/L	ND	20	20	22.5	24.2	112	121	60-140	8	

Results presented on this page are in the units indicated by the "Units" column except where an alternate unit is presented to the right of the result.

REPORT OF LABORATORY ANALYSIS

This report shall not be reproduced, except in full,
without the written consent of Pace Analytical Services, LLC.

Pace Analytical Services, LLC
9800 Kincey Ave. Suite 100
Huntersville, NC 28078
(704)875-9092

QUALITY CONTROL DATA

Project: 2020-L1-2448 (8/26)
Pace Project No.: 92492683

MATRIX SPIKE & MATRIX SPIKE DUPLICATE: 2983979 2983980

Parameter	Units	92492688001 Result	MS Spike Conc.	MSD Spike Conc.	MS Result	MSD Result	MS % Rec	MSD % Rec	% Rec Limits	RPD	Qual
n-Butylbenzene	ug/L	ND	20	20	22.8	24.1	114	120	60-140	5	
n-Propylbenzene	ug/L	ND	20	20	22.8	23.9	114	119	60-140	4	
Naphthalene	ug/L	ND	20	20	21.8	22.8	109	114	60-140	5	
o-Xylene	ug/L	ND	20	20	22.3	23.9	111	120	60-140	7	
sec-Butylbenzene	ug/L	ND	20	20	22.8	24.0	114	120	60-140	5	
Styrene	ug/L	ND	20	20	22.9	24.8	115	124	60-140	8	
tert-Butylbenzene	ug/L	ND	20	20	20.0	21.3	100	107	60-140	6	
Tetrachloroethene	ug/L	ND	20	20	22.7	24.4	114	122	60-140	7	
Toluene	ug/L	ND	20	20	21.9	23.5	110	117	60-140	7	
trans-1,2-Dichloroethene	ug/L	ND	20	20	24.8	27.6	124	138	60-140	11	
trans-1,3-Dichloropropene	ug/L	ND	20	20	23.3	24.6	116	123	60-140	6	
Trichloroethene	ug/L	ND	20	20	25.1	26.8	125	134	60-140	7	
Trichlorofluoromethane	ug/L	ND	20	20	22.8	24.2	114	121	60-140	6	
Vinyl chloride	ug/L	ND	20	20	19.2	20.6	96	103	60-140	7	
1,2-Dichloroethane-d4 (S)	%						103	107	70-130		
4-Bromofluorobenzene (S)	%						99	99	70-130		
Toluene-d8 (S)	%						99	97	70-130		

Results presented on this page are in the units indicated by the "Units" column except where an alternate unit is presented to the right of the result.

REPORT OF LABORATORY ANALYSIS

This report shall not be reproduced, except in full,
without the written consent of Pace Analytical Services, LLC.

Pace Analytical Services, LLC
9800 Kincey Ave. Suite 100
Huntersville, NC 28078
(704)875-9092

QUALIFIERS

Project: 2020-L1-2448 (8/26)
Pace Project No.: 92492683

DEFINITIONS

DF - Dilution Factor, if reported, represents the factor applied to the reported data due to dilution of the sample aliquot.

ND - Not Detected at or above adjusted reporting limit.

TNTC - Too Numerous To Count

J - Estimated concentration above the adjusted method detection limit and below the adjusted reporting limit.

MDL - Adjusted Method Detection Limit.

PQL - Practical Quantitation Limit.

RL - Reporting Limit - The lowest concentration value that meets project requirements for quantitative data with known precision and bias for a specific analyte in a specific matrix.

S - Surrogate

1,2-Diphenylhydrazine decomposes to and cannot be separated from Azobenzene using Method 8270. The result for each analyte is a combined concentration.

Consistent with EPA guidelines, unrounded data are displayed and have been used to calculate % recovery and RPD values.

LCS(D) - Laboratory Control Sample (Duplicate)

MS(D) - Matrix Spike (Duplicate)

DUP - Sample Duplicate

RPD - Relative Percent Difference

NC - Not Calculable.

SG - Silica Gel - Clean-Up

U - Indicates the compound was analyzed for, but not detected.

Acid preservation may not be appropriate for 2 Chloroethylvinyl ether.

A separate vial preserved to a pH of 4-5 is recommended in SW846 Chapter 4 for the analysis of Acrolein and Acrylonitrile by EPA Method 8260.

N-Nitrosodiphenylamine decomposes and cannot be separated from Diphenylamine using Method 8270. The result reported for each analyte is a combined concentration.

Pace Analytical is TNI accredited. Contact your Pace PM for the current list of accredited analytes.

TNI - The NELAC Institute.

ANALYTE QUALIFIERS

M1 Matrix spike recovery exceeded QC limits. Batch accepted based on laboratory control sample (LCS) recovery.

This report shall not be reproduced, except in full,
without the written consent of Pace Analytical Services, LLC.

Pace Analytical Services, LLC
9800 Kincey Ave. Suite 100
Huntersville, NC 28078
(704)875-9092

QUALITY CONTROL DATA CROSS REFERENCE TABLE

Project: 2020-L1-2448 (8/26)
Pace Project No.: 92492683

Lab ID	Sample ID	QC Batch Method	QC Batch	Analytical Method	Analytical Batch
92492683001	**13831_SIMS_RD**	EPA 3010A	562641	EPA 6010D	562665
92492683001	**13831_SIMS_RD**	SM 6200B	562627		

This report shall not be reproduced, except in full,
without the written consent of Pace Analytical Services, LLC.

CHAIN-OF-CUSTODY Analytical Request Document

Pace Analytical®

Chain-of-Custody is a LEGAL DOCUMENT - Complete all relevent fields

LAB USE ONLY- Affix

WO# : 92492683

92492683

ALL SH

Company: Apex Companies LLC	Billing Information:
Address:	
Report To: Andrew Street	Email To: EmilyLittle/AndrewStreet
Copy To:	Site Collection Info/Address: 13831 Sims Rd
Customer Project Name/Number: 2020-LL-2418	State: NC County/City: Huntersville Time Zone Collected: [ ] PT [ ] MT [ ] CT [ ] ET
Phone: Email:	Site/Facility ID #: Compliance Monitoring? [ ] Yes [ ] No
Collected By (print):	Purchase Order #: Quote #: DW PWS ID #: DW Location Code:
Collected By (signature):	Turnaround Date Required: Immediately Packed on Ice: [ ] Yes [ ] No
Sample Disposal: [ ] Dispose as appropriate [ ] Return [ ] Archive: _____ [ ] Hold: _____	Rush: [ ] Same Day [ ] Next Day [ ] 2 Day [ ] 3 Day [ ] 4 Day [ ] 5 Day (Expedite Charges Apply) Field Filtered (if applicable): [ ] Yes [ ] No Analysis: _____

Container Preservati

** Preservative Types: (1) nitric acid, (2) sulfuric acid, (3) hydrochloric acid, (4) sodium hydroxide, (5) zinc acetate, (6) methanol, (7) sodium bisulfate, (8) sodium thiosulfate, (9) hexane, (A) ascorbic acid, (B) ammonium sulfate, (C) ammonium hydroxide, (D) TSP, (U) Unpreserved, (O) Other _____

* Matrix Codes (Insert in Matrix box below): Drinking Water (DW), Ground Water (GW), Wastewater (WW), Product (P), Soil/Solid (SL), Oil (OL), Wipe (WP), Air (AR), Tissue (TS), Bioassay (B), Vapor (V), Other (OT)

Customer Sample ID	Matrix *	Comp / Grab	Collected (or Composite Start) Date	Collected (or Composite Start) Time	Composite End Date	Composite End Time	Res Cl	# of Ctns	Analyses: SM 6200B VOCs	Lead	MADEP VPH	Lab Profile/Line:
13831 Sims Rd	DW	G			8-25-20			8	X	X	X	001

Lab Sample Receipt Checklist:

Custody Seals Present/Intact	Y	N	NA
Custody Signatures Present	Y	N	NA
Collector Signature Present	Y	N	NA
Bottles Intact	Y	N	NA
Correct Bottles	Y	N	NA
Sufficient Volume	Y	N	NA
Samples Received on Ice	Y	N	NA
VOA - Headspace Acceptable	Y	N	NA
USDA Regulated Soils	Y	N	NA
Samples in Holding Time	Y	N	NA
Residual Chlorine Present	Y	N	NA
Cl Strips: _____			
Sample pH Acceptable	Y	N	NA
pH Strips: _____			
Sulfide Present	Y	N	NA
Lead Acetate Strips: _____			

LAB USE ONLY:
Lab Sample # / Comments:
92492683

Customer Remarks / Special Conditions / Possible Hazards:

Type of Ice Used: Wet Blue Dry None

Packing Material Used: BBAO

Radchem sample(s) screened (<500 cpm): Y N NA

SHORT HOLDS PRESENT (<72 hours): Y N N/A

Lab Tracking #: 2538829

Samples received via: FEDEX UPS Client Courier Pace Courier

Lab Sample Temperature Info:
Temp Blank Received: Y N NA
Therm ID#: T270 61
Cooler 1 Temp Upon Receipt: 0.4 oC
Cooler 1 Therm Corr. Factor: 0 oC
Cooler 1 Corrected Temp: 0.4 oC
Comments:

Relinquished by/Company: (Signature)	Date/Time:	Received by/Company: (Signature)	Date/Time:
Margaret Lee	8/25/20 2100		8/25/20 2100
Relinquished by/Company: (Signature)	Date/Time:	Received by/Company: (Signature)	Date/Time:
		FedEx Pace HVL	8/26/20 1737
Relinquished by/Company: (Signature)	Date/Time:	Received by/Company: (Signature)	Date/Time:

MTJL LAB USE ONLY
Table #:
Acctnum:
Template:
Prelogin:
PM:
PB:

Trip Blank Received: Y N NA
HCL MeOH TSP Other

Non Conformance(s): YES / NO

Page: _____ of: _____

Report of Analysis

Pace Analytical Services, Inc.
9800 Kincey Avenue
Suite 100
Huntersville, NC 28078
Attention: Angela M. Baioni

Project Name: 2021-L1-2448

Project Number: 92492683

Lot Number:**VH27018**

Date Completed:08/27/2020

08/27/2020 7:11 PM
Approved and released by:
Project Manager II: **Cathy S. Dover**

The electronic signature above is the equivalent of a handwritten signature.
This report shall not be reproduced, except in its entirety, without the written approval of Pace Analytical Services, LLC.

Case Narrative
Pace Analytical Services, Inc.
Lot Number: VH27018

This Report of Analysis contains the analytical result(s) for the sample(s) listed on the Sample Summary following this Case Narrative. The sample receiving date is documented in the header information associated with each sample.

All results listed in this report relate only to the samples that are contained within this report.

Sample receipt, sample analysis, and data review have been performed in accordance with the most current approved NELAC standards, the Pace Analytical Services, LLC ("Pace") Quality Assurance Management Plan (QAMP), standard operating procedures (SOPs), and Pace policies. Any exceptions to the NELAC standards, the QAMP, SOPs or policies are qualified on the results page or discussed below.

If you have any questions regarding this report please contact the Pace Project Manager listed on the cover page.

Sample Summary

Pace Analytical Services, Inc.

Lot Number: VH27018

Project Name: 2021-L1-2448

Project Number: 92492683

Sample Number	Sample ID	Matrix	Date Sampled	Date Received
001	13831 SIMS RD	Aqueous	08/25/2020	08/27/2020

(1 sample)

Detection Summary

Pace Analytical Services, Inc.

Lot Number: VH27018

Project Name: 2021-L1-2448

Project Number: 92492683

Sample	Sample ID	Matrix	Parameter	Method	Result	Q	Units	Page

(0 detections)

MADEP VPH (aliphatics)

Client: Pace Analytical Services, Inc. | Laboratory ID: VH27018-001

Description: 13831 SIMS RD | Matrix: Aqueous

Date Sampled: 08/25/2020 | Project Name: 2021-L1-2448

Date Received: 08/27/2020 | Project Number: 92492683

Run	Prep Method	Analytical Method	Dilution	Analysis Date	Analyst	Prep Date	Batch
1	VPH	MADEP-VPH-18-2.1	1	08/27/2020 1627	ECB		64921

Parameter	CAS Number	Analytical Method	Result	Q	LOQ	Units	Run
C5 - C8 Aliphatics		MADEP-VPH-18-	ND		75	ug/L	1
C9 - C12 Aliphatics		MADEP-VPH-18-	ND		75	ug/L	1

Surrogate	Q	Run 1 % Recovery	Acceptance Limits
2,5-Dibromotoluene (FID)		102	70-130

LOQ = Limit of Quantitation
ND = Not detected at or above the LOQ
H = Out of holding time
B = Detected in the method blank
N = Recovery is out of criteria
W = Reported on wet weight basis
E = Quantitation of compound exceeded the calibration range
P = The RPD between two GC columns exceeds 40%

Pace Analytical Services, LLC *(formerly Shealy Environmental Services, Inc.)*
106 Vantage Point Drive West Columbia, SC 29172 (803) 791-9700 Fax (803) 791-9111 www.pacelabs.com

MADEP VPH (aromatics)

Client: Pace Analytical Services, Inc. | Laboratory ID: VH27018-001

Description: 13831 SIMS RD | Matrix: Aqueous

Date Sampled: 08/25/2020 | Project Name: 2021-L1-2448

Date Received: 08/27/2020 | Project Number: 92492683

Run	Prep Method	Analytical Method	Dilution	Analysis Date	Analyst	Prep Date	Batch
1	VPH	MADEP-VPH-18-2.1	1	08/27/2020 1627	ECB		64922

Parameter	CAS Number	Analytical Method	Result	Q	LOQ	Units	Run
C9 - C10 Aromatics		MADEP-VPH-18-	ND		25	ug/L	1

Surrogate	Q	Run 1 % Recovery	Acceptance Limits
2,5-Dibromotoluene (PID)		102	70-130

LOQ = Limit of Quantitation
ND = Not detected at or above the LOQ
H = Out of holding time
B = Detected in the method blank
N = Recovery is out of criteria
W = Reported on wet weight basis
E = Quantitation of compound exceeded the calibration range
P = The RPD between two GC columns exceeds 40%

Pace Analytical Services, LLC *(formerly Shealy Environmental Services, Inc.)*
106 Vantage Point Drive West Columbia, SC 29172 (803) 791-9700 Fax (803) 791-9111 www.pacelabs.com

QC Summary

MADEP VPH (aliphatics) - MB

Sample ID: VQ64921-001
Batch: 64921
Analytical Method: MADEP-VPH-18-2.1

Matrix: Aqueous
Prep Method: VPH

Parameter	Result	Q	Dil	LOQ	Units	Analysis Date
C5 - C8 Aliphatics	ND		1	75	ug/L	08/27/2020 1140
C9 - C12 Aliphatics	ND		1	75	ug/L	08/27/2020 1140

Surrogate	Q	% Rec	Acceptance Limit
2,5-Dibromotoluene (FID)		102	70-130

LOQ = Limit of Quantitation

ND = Not detected at or above the LOQ

N = Recovery is out of criteria

P = The RPD between two GC columns exceeds 40%

+ = RPD is out of criteria

Note: Calculations are performed before rounding to avoid round-off errors in calculated results

MADEP VPH (aliphatics) - LCS

Sample ID: VQ64921-002
Batch: 64921
Analytical Method: MADEP-VPH-18-2.1

Matrix: Aqueous
Prep Method: VPH

Parameter	Spike Amount (ug/L)	Result (ug/L)	Q	Dil	% Rec	% Rec Limit	Analysis Date
C5 - C8 Aliphatics	150	130		1	85	70-130	08/27/2020 1043
C9 - C12 Aliphatics	180	140		1	83	70-130	08/27/2020 1043

Surrogate	Q	% Rec	Acceptance Limit
2,5-Dibromotoluene (FID)		85	70-130

LOQ = Limit of Quantitation

ND = Not detected at or above the LOQ

N = Recovery is out of criteria

P = The RPD between two GC columns exceeds 40%

+ = RPD is out of criteria

Note: Calculations are performed before rounding to avoid round-off errors in calculated results

MADEP VPH (aliphatics) - LCSD

Sample ID: VQ64921-003
Batch: 64921
Analytical Method: MADEP-VPH-18-2.1

Matrix: Aqueous
Prep Method: VPH

Parameter	Spike Amount (ug/L)	Result (ug/L)	Q	Dil	% Rec	% RPD	% Rec Limit	% RPD Limit	Analysis Date
C5 - C8 Aliphatics	150	140		1	93	8.2	70-130	25	08/27/2020 1111
C9 - C12 Aliphatics	180	160		1	90	8.7	70-130	25	08/27/2020 1111

Surrogate	Q	% Rec	Acceptance Limit
2,5-Dibromotoluene (FID)		90	70-130

LOQ = Limit of Quantitation

ND = Not detected at or above the LOQ

N = Recovery is out of criteria

P = The RPD between two GC columns exceeds 40%

+ = RPD is out of criteria

Note: Calculations are performed before rounding to avoid round-off errors in calculated results

MADEP VPH (aromatics) - MB

Sample ID: VQ64922-001
Batch: 64922
Analytical Method: MADEP-VPH-18-2.1

Matrix: Aqueous
Prep Method: VPH

Parameter	Result	Q	Dil	LOQ	Units	Analysis Date
C9 - C10 Aromatics	ND		1	25	ug/L	08/27/2020 1140

Surrogate	Q	% Rec	Acceptance Limit
2,5-Dibromotoluene (PID)		102	70-130

LOQ = Limit of Quantitation

ND = Not detected at or above the LOQ

N = Recovery is out of criteria

P = The RPD between two GC columns exceeds 40%

+ = RPD is out of criteria

Note: Calculations are performed before rounding to avoid round-off errors in calculated results

MADEP VPH (aromatics) - LCS

Sample ID: VQ64922-002
Batch: 64922
Analytical Method: MADEP-VPH-18-2.1

Matrix: Aqueous
Prep Method: VPH

Parameter	Spike Amount (ug/L)	Result (ug/L)	Q	Dil	% Rec	% Rec Limit	Analysis Date
C9 - C10 Aromatics	25	22		1	86	70-130	08/27/2020 1043

Surrogate	Q	% Rec	Acceptance Limit
2,5-Dibromotoluene (PID)		85	70-130

LOQ = Limit of Quantitation

ND = Not detected at or above the LOQ

N = Recovery is out of criteria

P = The RPD between two GC columns exceeds 40%

+ = RPD is out of criteria

Note: Calculations are performed before rounding to avoid round-off errors in calculated results

MADEP VPH (aromatics) - LCSD

Sample ID: VQ64922-003
Batch: 64922
Analytical Method: MADEP-VPH-18-2.1

Matrix: Aqueous
Prep Method: VPH

Parameter	Spike Amount (ug/L)	Result (ug/L)	Q	Dil	% Rec	% RPD	% Rec Limit	% RPD Limit	Analysis Date
C9 - C10 Aromatics	25	24		1	94	8.4	70-130	25	08/27/2020 1111

Surrogate	Q	% Rec	Acceptance Limit
2,5-Dibromotoluene (PID)		91	70-130

LOQ = Limit of Quantitation

ND = Not detected at or above the LOQ

N = Recovery is out of criteria

P = The RPD between two GC columns exceeds 40%

+ = RPD is out of criteria

Note: Calculations are performed before rounding to avoid round-off errors in calculated results

Chain of Custody

and

Miscellaneous Documents

Internal Transfer Chain of Custody

Pace Analytical
www.pacelabs.com

☐ Samples Pre-Logged into eCOC.

State Of Origin: NC
Cert. Needed: ☐ Yes ☐ No
Owner Received Date: 8/26/2020 Results Requested By: 8/27/2020

Workorder: 92492683 Workorder 2020-L1-2448

Report To
Angela Baioni
Pace Analytical Charlotte
9800 Kincey Ave. Suite 100
Huntersville, NC 28078
Phone (704)875-9092

Subcontract To
Pace Analytical West Columbia
106 Vantage Point Drive
West Columbia, SC 29172
Phone (803)791-9700

Requested Analysis

VH27018
CSD

Item	Sample ID	Sample Type	Collect Date/Time	Lab ID	Matrix	Preserved Containers HCL	Soshed work within PAST WET	VPH	LAB USE ONLY
1	13831 SIMS RD	PS	8/25/2020 00:00	92492683001	Water	1	X	X	
2	~~HOA LAWN~~ MS 8/26/20	~~PS~~ C	~~8/25/2020 15:45~~	~~92492683002~~	~~Water~~	~~1~~	~~X~~		
3									
4									
5									

Transfers	Released By	Date/Time	Received By	Date/Time
1	MDC Pace HVL 8/26/20 1800			
2				
3			[signature]	8/27/2020 1122

Comments

Cooler Temperature on Receipt 1.7 °C | Custody Seal Y or N | Received on Ice Y or N | Samples Intact Y or N

***In order to maintain client confidentiality, location/name of the sampling site, sampler's name and signature may not be provided on this COC document. This chain of custody is considered complete as is since this information is available in the owner laboratory.*

Wednesday, August 26, 2020 8:20:36 PM FMT-ALL-C-002rev.00 24March2009 Page 1 of 1

Shealy Environmental Services, Inc.
Document Number: ME0018C-14

Page 1 of 1
Effective Date: 8/2/2018

Sample Receipt Checklist (SRC)

Client: PACE Cooler Inspected by/date: JSH / 08/27/2020 Lot #: VH27018

Means of receipt: ☐ SESI ☐ Client ☐ UPS ☐ FedEx ☑ Other: PACE

☐ Yes	☑ No		1. Were custody seals present on the cooler?
☐ Yes	☐ No	☑ NA	2. If custody seals were present, were they intact and unbroken?

pH Strip ID: NA Chlorine Strip ID: NA Tested by: NA

Original temperature upon receipt / Derived (Corrected) temperature upon receipt %Solid Snap-Cup ID: NA

1.7 / 1.7 °C NA / NA °C NA / NA °C NA / NA °C

Method: ☐ Temperature Blank ☑ Against Bottles IR Gun ID: 5 IR Gun Correction Factor: 0 °C

Method of coolant: ☑ Wet Ice ☐ Ice Packs ☐ Dry Ice ☐ None

☐ Yes	☐ No	☑ NA	3. If temperature of any cooler exceeded 6.0°C, was Project Manager Notified? PM was Notified by: phone / email / face-to-face (circle one).
☐ Yes	☐ No	☑ NA	4. Is the commercial courier's packing slip attached to this form?
☑ Yes	☐ No		5. Were proper custody procedures (relinquished/received) followed?
☑ Yes	☐ No		6. Were sample IDs listed on the COC?
☑ Yes	☐ No		7. Were sample IDs listed on all sample containers?
☑ Yes	☐ No		8. Was collection date & time listed on the COC?
☑ Yes	☐ No		9. Was collection date & time listed on all sample containers?
☑ Yes	☐ No		10. Did all container label information (ID, date, time) agree with the COC?
☑ Yes	☐ No		11. Were tests to be performed listed on the COC?
☑ Yes	☐ No		12. Did all samples arrive in the proper containers for each test and/or in good condition (unbroken, lids on, etc.)?
☑ Yes	☐ No		13. Was adequate sample volume available?
☐ Yes	☑ No		14. Were all samples received within ½ the holding time or 48 hours, whichever comes first?
☐ Yes	☑ No		15. Were any samples containers missing/excess (circle one) samples Not listed on COC?
☐ Yes	☑ No	☐ NA	16. For VOA and RSK-175 samples, were bubbles present >"pea-size" (¼"or 6mm in diameter) in any of the VOA vials?
☐ Yes	☐ No	☑ NA	17. Were all DRO/metals/nutrient samples received at a pH of < 2?
☐ Yes	☐ No	☑ NA	18. Were all cyanide samples received at a pH > 12 and sulfide samples received at a pH > 9?
☐ Yes	☐ No	☑ NA	19. Were all applicable NH_3/TKN/cyanide/phenol/625 (< 0.5mg/L) samples free of residual chlorine?
☐ Yes	☐ No	☑ NA	20. Were client remarks/requests (i.e. requested dilutions, MS/MSD designations, etc…) correctly transcribed from the COC into the comment section in LIMS?
☐ Yes	☑ No		21. Was the quote number listed on the container label? If yes, Quote # NA

Sample Preservation (Must be completed for any sample(s) incorrectly preserved or with headspace.)

Sample(s) NA were received incorrectly preserved and were adjusted accordingly in sample receiving with NA mL of circle one: H2SO4, HNO3, HCl, NaOH using SR # NA.
Time of preservation NA. If more than one preservative is needed, please note in the comments below.

Sample(s) NA were received with bubbles >6 mm in diameter.

Samples(s) NA were received with TRC > 0.5 mg/L (If #19 is *no*) and were adjusted accordingly in sample receiving with sodium thiosulfate ($Na_2S_2O_3$) with Shealy ID: NA.

SR barcode labels applied by: JSH Date: 08/27/2020

Comments:

Pace Analytical Services, LLC
9800 Kincey Ave. Suite 100
Huntersville, NC 28078
(704)875-9092

August 27, 2020

Andrew Street
Apex Companies - NC
5900 Northwoods Business Pkwy
Suite 5900-0
Charlotte, NC 28269

RE: Project: 2021-L1-2448 (8/26)
Pace Project No.: 92492685

Dear Andrew Street:

Enclosed are the analytical results for sample(s) received by the laboratory on August 26, 2020. The results relate only to the samples included in this report. Results reported herein conform to the applicable TNI/NELAC Standards and the laboratory's Quality Manual, where applicable, unless otherwise noted in the body of the report.

The test results provided in this final report were generated by each of the following laboratories within the Pace Network:

- Pace Analytical Services - Asheville
- Pace Analytical Services - Charlotte

If you have any questions concerning this report, please feel free to contact me.

Sincerely,

Angela M. Baioni

Angela Baioni
angela.baioni@pacelabs.com
(704)875-9092
Project Manager

Enclosures

cc: Stanley Carpenter, Colonial Pipeline
J Culbreath, Colonial Pipeline Company
Robert Hughes, Colonial Pipeline
Margaret King, APEX Companies, LLC
Emily Little, Apex Companies
Jeff Morrison, Colonial Pipeline Company
Tom Naumann, APEX Companies - NC
Joe Nicolette, Montrose-EPS
Christopher Schultz, Apex Companies
Robert A. Shenk, Colonial Pipeline Company
J Tate, Colonial Pipeline Company
Alex Testoff, Montrose-EPS
JM Wyatt, Colonial Pipeline Company

REPORT OF LABORATORY ANALYSIS

This report shall not be reproduced, except in full,
without the written consent of Pace Analytical Services, LLC.

Pace Analytical Services, LLC
9800 Kincey Ave. Suite 100
Huntersville, NC 28078
(704)875-9092

CERTIFICATIONS

Project: 2021-L1-2448 (8/26)
Pace Project No.: 92492685

Pace Analytical Services Charlotte
9800 Kincey Ave. Ste 100, Huntersville, NC 28078
Louisiana/NELAP Certification # LA170028
North Carolina Drinking Water Certification #: 37706
North Carolina Field Services Certification #: 5342
North Carolina Wastewater Certification #: 12
South Carolina Certification #: 99006001
Florida/NELAP Certification #: E87627
Kentucky UST Certification #: 84
Virginia/VELAP Certification #: 460221

Pace Analytical Services Asheville
2225 Riverside Drive, Asheville, NC 28804
Florida/NELAP Certification #: E87648
Massachusetts Certification #: M-NC030
North Carolina Drinking Water Certification #: 37712
North Carolina Wastewater Certification #: 40
South Carolina Certification #: 99030001
Virginia/VELAP Certification #: 460222

This report shall not be reproduced, except in full,
without the written consent of Pace Analytical Services, LLC.

Pace Analytical Services, LLC
9800 Kincey Ave. Suite 100
Huntersville, NC 28078
(704)875-9092

SAMPLE ANALYTE COUNT

Project: 2021-L1-2448 (8/26)
Pace Project No.: 92492685

Lab ID	Sample ID	Method	Analysts	Analytes Reported	Laboratory
92492685001	**14226_HC_Rd**	EPA 6010D	DS	1	PASI-A
		SM 6200B	CL	63	PASI-C

PASI-A = Pace Analytical Services - Asheville
PASI-C = Pace Analytical Services - Charlotte

This report shall not be reproduced, except in full,
without the written consent of Pace Analytical Services, LLC.

Pace Analytical Services, LLC
9800 Kincey Ave. Suite 100
Huntersville, NC 28078
(704)875-9092

ANALYTICAL RESULTS

Project: 2021-L1-2448 (8/26)
Pace Project No.: 92492685

Sample: 14226_HC_Rd **Lab ID: 92492685001** Collected: 08/25/20 14:08 Received: 08/26/20 17:37 Matrix: Water

Parameters	Results	Units	Report Limit	DF	Prepared	Analyzed	CAS No.	Qual
6010 MET ICP	Analytical Method: EPA 6010D Preparation Method: EPA 3010A Pace Analytical Services - Asheville							
Lead	ND	ug/L	5.0	1	08/27/20 01:37	08/27/20 13:57	7439-92-1	
6200B MSV	Analytical Method: SM 6200B Pace Analytical Services - Charlotte							
Benzene	ND	ug/L	0.50	1		08/27/20 00:43	71-43-2	
Bromobenzene	ND	ug/L	0.50	1		08/27/20 00:43	108-86-1	
Bromochloromethane	ND	ug/L	0.50	1		08/27/20 00:43	74-97-5	
Bromodichloromethane	ND	ug/L	0.50	1		08/27/20 00:43	75-27-4	
Bromoform	ND	ug/L	0.50	1		08/27/20 00:43	75-25-2	
Bromomethane	ND	ug/L	5.0	1		08/27/20 00:43	74-83-9	
n-Butylbenzene	ND	ug/L	0.50	1		08/27/20 00:43	104-51-8	
sec-Butylbenzene	ND	ug/L	0.50	1		08/27/20 00:43	135-98-8	
tert-Butylbenzene	ND	ug/L	0.50	1		08/27/20 00:43	98-06-6	
Carbon tetrachloride	ND	ug/L	0.50	1		08/27/20 00:43	56-23-5	
Chlorobenzene	ND	ug/L	0.50	1		08/27/20 00:43	108-90-7	
Chloroethane	ND	ug/L	1.0	1		08/27/20 00:43	75-00-3	
Chloroform	ND	ug/L	0.50	1		08/27/20 00:43	67-66-3	
Chloromethane	ND	ug/L	1.0	1		08/27/20 00:43	74-87-3	
2-Chlorotoluene	ND	ug/L	0.50	1		08/27/20 00:43	95-49-8	
4-Chlorotoluene	ND	ug/L	0.50	1		08/27/20 00:43	106-43-4	
1,2-Dibromo-3-chloropropane	ND	ug/L	1.0	1		08/27/20 00:43	96-12-8	
Dibromochloromethane	ND	ug/L	0.50	1		08/27/20 00:43	124-48-1	
1,2-Dibromoethane (EDB)	ND	ug/L	0.50	1		08/27/20 00:43	106-93-4	
Dibromomethane	ND	ug/L	0.50	1		08/27/20 00:43	74-95-3	
1,2-Dichlorobenzene	ND	ug/L	0.50	1		08/27/20 00:43	95-50-1	
1,3-Dichlorobenzene	ND	ug/L	0.50	1		08/27/20 00:43	541-73-1	
1,4-Dichlorobenzene	ND	ug/L	0.50	1		08/27/20 00:43	106-46-7	
Dichlorodifluoromethane	ND	ug/L	0.50	1		08/27/20 00:43	75-71-8	
1,1-Dichloroethane	ND	ug/L	0.50	1		08/27/20 00:43	75-34-3	
1,2-Dichloroethane	ND	ug/L	0.50	1		08/27/20 00:43	107-06-2	
1,1-Dichloroethene	ND	ug/L	0.50	1		08/27/20 00:43	75-35-4	
cis-1,2-Dichloroethene	ND	ug/L	0.50	1		08/27/20 00:43	156-59-2	
trans-1,2-Dichloroethene	ND	ug/L	0.50	1		08/27/20 00:43	156-60-5	
1,2-Dichloropropane	ND	ug/L	0.50	1		08/27/20 00:43	78-87-5	
1,3-Dichloropropane	ND	ug/L	0.50	1		08/27/20 00:43	142-28-9	
2,2-Dichloropropane	ND	ug/L	0.50	1		08/27/20 00:43	594-20-7	
1,1-Dichloropropene	ND	ug/L	0.50	1		08/27/20 00:43	563-58-6	
cis-1,3-Dichloropropene	ND	ug/L	0.50	1		08/27/20 00:43	10061-01-5	
trans-1,3-Dichloropropene	ND	ug/L	0.50	1		08/27/20 00:43	10061-02-6	
Diisopropyl ether	ND	ug/L	0.50	1		08/27/20 00:43	108-20-3	
Ethylbenzene	ND	ug/L	0.50	1		08/27/20 00:43	100-41-4	
Hexachloro-1,3-butadiene	ND	ug/L	2.0	1		08/27/20 00:43	87-68-3	
Isopropylbenzene (Cumene)	ND	ug/L	0.50	1		08/27/20 00:43	98-82-8	
Methylene Chloride	ND	ug/L	2.0	1		08/27/20 00:43	75-09-2	
Methyl-tert-butyl ether	ND	ug/L	0.50	1		08/27/20 00:43	1634-04-4	
Naphthalene	ND	ug/L	2.0	1		08/27/20 00:43	91-20-3	

REPORT OF LABORATORY ANALYSIS

This report shall not be reproduced, except in full,
without the written consent of Pace Analytical Services, LLC.

Pace Analytical Services, LLC
9800 Kincey Ave. Suite 100
Huntersville, NC 28078
(704)875-9092

ANALYTICAL RESULTS

Project: 2021-L1-2448 (8/26)
Pace Project No.: 92492685

Sample: 14226_HC_Rd **Lab ID: 92492685001** Collected: 08/25/20 14:08 Received: 08/26/20 17:37 Matrix: Water

Parameters	Results	Units	Report Limit	DF	Prepared	Analyzed	CAS No.	Qual
6200B MSV	Analytical Method: SM 6200B Pace Analytical Services - Charlotte							
n-Propylbenzene	ND	ug/L	0.50	1		08/27/20 00:43	103-65-1	
Styrene	ND	ug/L	0.50	1		08/27/20 00:43	100-42-5	
1,1,1,2-Tetrachloroethane	ND	ug/L	0.50	1		08/27/20 00:43	630-20-6	
1,1,2,2-Tetrachloroethane	ND	ug/L	0.50	1		08/27/20 00:43	79-34-5	
Tetrachloroethene	ND	ug/L	0.50	1		08/27/20 00:43	127-18-4	
Toluene	ND	ug/L	0.50	1		08/27/20 00:43	108-88-3	
1,2,3-Trichlorobenzene	ND	ug/L	2.0	1		08/27/20 00:43	87-61-6	
1,2,4-Trichlorobenzene	ND	ug/L	2.0	1		08/27/20 00:43	120-82-1	
1,1,1-Trichloroethane	ND	ug/L	0.50	1		08/27/20 00:43	71-55-6	
1,1,2-Trichloroethane	ND	ug/L	0.50	1		08/27/20 00:43	79-00-5	
Trichloroethene	ND	ug/L	0.50	1		08/27/20 00:43	79-01-6	
Trichlorofluoromethane	ND	ug/L	1.0	1		08/27/20 00:43	75-69-4	
1,2,3-Trichloropropane	ND	ug/L	0.50	1		08/27/20 00:43	96-18-4	
1,2,4-Trimethylbenzene	ND	ug/L	0.50	1		08/27/20 00:43	95-63-6	
1,3,5-Trimethylbenzene	ND	ug/L	0.50	1		08/27/20 00:43	108-67-8	
Vinyl chloride	ND	ug/L	1.0	1		08/27/20 00:43	75-01-4	
m&p-Xylene	ND	ug/L	1.0	1		08/27/20 00:43	179601-23-1	
o-Xylene	ND	ug/L	0.50	1		08/27/20 00:43	95-47-6	
Surrogates								
1,2-Dichloroethane-d4 (S)	95	%	70-130	1		08/27/20 00:43	17060-07-0	
4-Bromofluorobenzene (S)	102	%	70-130	1		08/27/20 00:43	460-00-4	
Toluene-d8 (S)	105	%	70-130	1		08/27/20 00:43	2037-26-5	

REPORT OF LABORATORY ANALYSIS

This report shall not be reproduced, except in full,
without the written consent of Pace Analytical Services, LLC.

Pace Analytical Services, LLC
9800 Kincey Ave. Suite 100
Huntersville, NC 28078
(704)875-9092

QUALITY CONTROL DATA

Project: 2021-L1-2448 (8/26)
Pace Project No.: 92492685

QC Batch: 562641
QC Batch Method: EPA 3010A
Analysis Method: EPA 6010D
Analysis Description: 6010 MET
Laboratory: Pace Analytical Services - Asheville
Associated Lab Samples: 92492685001

METHOD BLANK: 2984018 Matrix: Water
Associated Lab Samples: 92492685001

Parameter	Units	Blank Result	Reporting Limit	Analyzed	Qualifiers
Lead	ug/L	ND	5.0	08/27/20 09:00	

LABORATORY CONTROL SAMPLE: 2984019

Parameter	Units	Spike Conc.	LCS Result	LCS % Rec	% Rec Limits	Qualifiers
Lead	ug/L	500	508	102	80-120	

MATRIX SPIKE & MATRIX SPIKE DUPLICATE: 2984020 2984021

Parameter	Units	92492460001 Result	MS Spike Conc.	MSD Spike Conc.	MS Result	MSD Result	MS % Rec	MSD % Rec	% Rec Limits	RPD	Qual
Lead	ug/L	ND	500	500	487	490	97	98	75-125	1	

Results presented on this page are in the units indicated by the "Units" column except where an alternate unit is presented to the right of the result.

REPORT OF LABORATORY ANALYSIS

This report shall not be reproduced, except in full,
without the written consent of Pace Analytical Services, LLC.

Pace Analytical Services, LLC
9800 Kincey Ave. Suite 100
Huntersville, NC 28078
(704)875-9092

QUALITY CONTROL DATA

Project: 2021-L1-2448 (8/26)
Pace Project No.: 92492685

QC Batch: 562627
QC Batch Method: SM 6200B
Analysis Method: SM 6200B
Analysis Description: 6200B MSV
Laboratory: Pace Analytical Services - Charlotte

Associated Lab Samples: 92492685001

METHOD BLANK: 2983977 Matrix: Water
Associated Lab Samples: 92492685001

Parameter	Units	Blank Result	Reporting Limit	Analyzed	Qualifiers
1,1,1,2-Tetrachloroethane	ug/L	ND	0.50	08/26/20 14:47	
1,1,1-Trichloroethane	ug/L	ND	0.50	08/26/20 14:47	
1,1,2,2-Tetrachloroethane	ug/L	ND	0.50	08/26/20 14:47	
1,1,2-Trichloroethane	ug/L	ND	0.50	08/26/20 14:47	
1,1-Dichloroethane	ug/L	ND	0.50	08/26/20 14:47	
1,1-Dichloroethene	ug/L	ND	0.50	08/26/20 14:47	
1,1-Dichloropropene	ug/L	ND	0.50	08/26/20 14:47	
1,2,3-Trichlorobenzene	ug/L	ND	2.0	08/26/20 14:47	
1,2,3-Trichloropropane	ug/L	ND	0.50	08/26/20 14:47	
1,2,4-Trichlorobenzene	ug/L	ND	2.0	08/26/20 14:47	
1,2,4-Trimethylbenzene	ug/L	ND	0.50	08/26/20 14:47	
1,2-Dibromo-3-chloropropane	ug/L	ND	1.0	08/26/20 14:47	
1,2-Dibromoethane (EDB)	ug/L	ND	0.50	08/26/20 14:47	
1,2-Dichlorobenzene	ug/L	ND	0.50	08/26/20 14:47	
1,2-Dichloroethane	ug/L	ND	0.50	08/26/20 14:47	
1,2-Dichloropropane	ug/L	ND	0.50	08/26/20 14:47	
1,3,5-Trimethylbenzene	ug/L	ND	0.50	08/26/20 14:47	
1,3-Dichlorobenzene	ug/L	ND	0.50	08/26/20 14:47	
1,3-Dichloropropane	ug/L	ND	0.50	08/26/20 14:47	
1,4-Dichlorobenzene	ug/L	ND	0.50	08/26/20 14:47	
2,2-Dichloropropane	ug/L	ND	0.50	08/26/20 14:47	
2-Chlorotoluene	ug/L	ND	0.50	08/26/20 14:47	
4-Chlorotoluene	ug/L	ND	0.50	08/26/20 14:47	
Benzene	ug/L	ND	0.50	08/26/20 14:47	
Bromobenzene	ug/L	ND	0.50	08/26/20 14:47	
Bromochloromethane	ug/L	ND	0.50	08/26/20 14:47	
Bromodichloromethane	ug/L	ND	0.50	08/26/20 14:47	
Bromoform	ug/L	ND	0.50	08/26/20 14:47	
Bromomethane	ug/L	ND	5.0	08/26/20 14:47	
Carbon tetrachloride	ug/L	ND	0.50	08/26/20 14:47	
Chlorobenzene	ug/L	ND	0.50	08/26/20 14:47	
Chloroethane	ug/L	ND	1.0	08/26/20 14:47	
Chloroform	ug/L	ND	0.50	08/26/20 14:47	
Chloromethane	ug/L	ND	1.0	08/26/20 14:47	
cis-1,2-Dichloroethene	ug/L	ND	0.50	08/26/20 14:47	
cis-1,3-Dichloropropene	ug/L	ND	0.50	08/26/20 14:47	
Dibromochloromethane	ug/L	ND	0.50	08/26/20 14:47	
Dibromomethane	ug/L	ND	0.50	08/26/20 14:47	
Dichlorodifluoromethane	ug/L	ND	0.50	08/26/20 14:47	
Diisopropyl ether	ug/L	ND	0.50	08/26/20 14:47	

Results presented on this page are in the units indicated by the "Units" column except where an alternate unit is presented to the right of the result.

REPORT OF LABORATORY ANALYSIS

This report shall not be reproduced, except in full,
without the written consent of Pace Analytical Services, LLC.

Pace Analytical Services, LLC
9800 Kincey Ave. Suite 100
Huntersville, NC 28078
(704)875-9092

QUALITY CONTROL DATA

Project: 2021-L1-2448 (8/26)
Pace Project No.: 92492685

METHOD BLANK: 2983977 Matrix: Water
Associated Lab Samples: 92492685001

Parameter	Units	Blank Result	Reporting Limit	Analyzed	Qualifiers
Ethylbenzene	ug/L	ND	0.50	08/26/20 14:47	
Hexachloro-1,3-butadiene	ug/L	ND	2.0	08/26/20 14:47	
Isopropylbenzene (Cumene)	ug/L	ND	0.50	08/26/20 14:47	
m&p-Xylene	ug/L	ND	1.0	08/26/20 14:47	
Methyl-tert-butyl ether	ug/L	ND	0.50	08/26/20 14:47	
Methylene Chloride	ug/L	ND	2.0	08/26/20 14:47	
n-Butylbenzene	ug/L	ND	0.50	08/26/20 14:47	
n-Propylbenzene	ug/L	ND	0.50	08/26/20 14:47	
Naphthalene	ug/L	ND	2.0	08/26/20 14:47	
o-Xylene	ug/L	ND	0.50	08/26/20 14:47	
sec-Butylbenzene	ug/L	ND	0.50	08/26/20 14:47	
Styrene	ug/L	ND	0.50	08/26/20 14:47	
tert-Butylbenzene	ug/L	ND	0.50	08/26/20 14:47	
Tetrachloroethene	ug/L	ND	0.50	08/26/20 14:47	
Toluene	ug/L	ND	0.50	08/26/20 14:47	
trans-1,2-Dichloroethene	ug/L	ND	0.50	08/26/20 14:47	
trans-1,3-Dichloropropene	ug/L	ND	0.50	08/26/20 14:47	
Trichloroethene	ug/L	ND	0.50	08/26/20 14:47	
Trichlorofluoromethane	ug/L	ND	1.0	08/26/20 14:47	
Vinyl chloride	ug/L	ND	1.0	08/26/20 14:47	
1,2-Dichloroethane-d4 (S)	%	95	70-130	08/26/20 14:47	
4-Bromofluorobenzene (S)	%	100	70-130	08/26/20 14:47	
Toluene-d8 (S)	%	102	70-130	08/26/20 14:47	

LABORATORY CONTROL SAMPLE: 2983978

Parameter	Units	Spike Conc.	LCS Result	LCS % Rec	% Rec Limits	Qualifiers
1,1,1,2-Tetrachloroethane	ug/L	50	54.4	109	60-140	
1,1,1-Trichloroethane	ug/L	50	56.0	112	60-140	
1,1,2,2-Tetrachloroethane	ug/L	50	51.7	103	60-140	
1,1,2-Trichloroethane	ug/L	50	53.3	107	60-140	
1,1-Dichloroethane	ug/L	50	52.9	106	60-140	
1,1-Dichloroethene	ug/L	50	54.3	109	60-140	
1,1-Dichloropropene	ug/L	50	49.5	99	60-140	
1,2,3-Trichlorobenzene	ug/L	50	51.3	103	60-140	
1,2,3-Trichloropropane	ug/L	50	53.4	107	60-140	
1,2,4-Trichlorobenzene	ug/L	50	52.6	105	60-140	
1,2,4-Trimethylbenzene	ug/L	50	52.3	105	60-140	
1,2-Dibromo-3-chloropropane	ug/L	50	53.7	107	60-140	
1,2-Dibromoethane (EDB)	ug/L	50	54.2	108	60-140	
1,2-Dichlorobenzene	ug/L	50	50.3	101	60-140	
1,2-Dichloroethane	ug/L	50	47.6	95	60-140	
1,2-Dichloropropane	ug/L	50	54.3	109	60-140	
1,3,5-Trimethylbenzene	ug/L	50	53.0	106	60-140	

Results presented on this page are in the units indicated by the "Units" column except where an alternate unit is presented to the right of the result.

REPORT OF LABORATORY ANALYSIS

This report shall not be reproduced, except in full,
without the written consent of Pace Analytical Services, LLC.

Pace Analytical Services, LLC
9800 Kincey Ave. Suite 100
Huntersville, NC 28078
(704)875-9092

QUALITY CONTROL DATA

Project: 2021-L1-2448 (8/26)
Pace Project No.: 92492685

LABORATORY CONTROL SAMPLE: 2983978

Parameter	Units	Spike Conc.	LCS Result	LCS % Rec	% Rec Limits	Qualifiers
1,3-Dichlorobenzene	ug/L	50	50.6	101	60-140	
1,3-Dichloropropane	ug/L	50	53.9	108	60-140	
1,4-Dichlorobenzene	ug/L	50	50.1	100	60-140	
2,2-Dichloropropane	ug/L	50	58.4	117	60-140	
2-Chlorotoluene	ug/L	50	50.8	102	60-140	
4-Chlorotoluene	ug/L	50	49.0	98	60-140	
Benzene	ug/L	50	52.6	105	60-140	
Bromobenzene	ug/L	50	48.7	97	60-140	
Bromochloromethane	ug/L	50	53.1	106	60-140	
Bromodichloromethane	ug/L	50	47.8	96	60-140	
Bromoform	ug/L	50	53.7	107	60-140	
Bromomethane	ug/L	50	50.8	102	60-140	
Carbon tetrachloride	ug/L	50	53.4	107	60-140	
Chlorobenzene	ug/L	50	49.3	99	60-140	
Chloroethane	ug/L	50	38.6	77	60-140	
Chloroform	ug/L	50	50.4	101	60-140	
Chloromethane	ug/L	50	43.1	86	60-140	
cis-1,2-Dichloroethene	ug/L	50	51.7	103	60-140	
cis-1,3-Dichloropropene	ug/L	50	60.6	121	60-140	
Dibromochloromethane	ug/L	50	54.5	109	60-140	
Dibromomethane	ug/L	50	49.2	98	60-140	
Dichlorodifluoromethane	ug/L	50	39.2	78	60-140	
Diisopropyl ether	ug/L	50	51.3	103	60-140	
Ethylbenzene	ug/L	50	49.0	98	60-140	
Hexachloro-1,3-butadiene	ug/L	50	52.0	104	60-140	
Isopropylbenzene (Cumene)	ug/L	50	48.6	97	60-140	
m&p-Xylene	ug/L	100	95.9	96	60-140	
Methyl-tert-butyl ether	ug/L	50	46.4	93	60-140	
Methylene Chloride	ug/L	50	48.9	98	60-140	
n-Butylbenzene	ug/L	50	51.6	103	60-140	
n-Propylbenzene	ug/L	50	50.4	101	60-140	
Naphthalene	ug/L	50	51.3	103	60-140	
o-Xylene	ug/L	50	48.1	96	60-140	
sec-Butylbenzene	ug/L	50	50.4	101	60-140	
Styrene	ug/L	50	51.0	102	60-140	
tert-Butylbenzene	ug/L	50	44.2	88	60-140	
Tetrachloroethene	ug/L	50	51.4	103	60-140	
Toluene	ug/L	50	47.6	95	60-140	
trans-1,2-Dichloroethene	ug/L	50	57.9	116	60-140	
trans-1,3-Dichloropropene	ug/L	50	55.3	111	60-140	
Trichloroethene	ug/L	50	56.1	112	60-140	
Trichlorofluoromethane	ug/L	50	39.1	78	60-140	
Vinyl chloride	ug/L	50	41.0	82	60-140	
1,2-Dichloroethane-d4 (S)	%			99	70-130	
4-Bromofluorobenzene (S)	%			96	70-130	
Toluene-d8 (S)	%			96	70-130	

Results presented on this page are in the units indicated by the "Units" column except where an alternate unit is presented to the right of the result.

REPORT OF LABORATORY ANALYSIS

This report shall not be reproduced, except in full,
without the written consent of Pace Analytical Services, LLC.

Pace Analytical Services, LLC
9800 Kincey Ave. Suite 100
Huntersville, NC 28078
(704)875-9092

QUALITY CONTROL DATA

Project: 2021-L1-2448 (8/26)
Pace Project No.: 92492685

MATRIX SPIKE & MATRIX SPIKE DUPLICATE: 2983979 2983980

Parameter	Units	92492688001 Result	MS Spike Conc.	MSD Spike Conc.	MS Result	MSD Result	MS % Rec	MSD % Rec	% Rec Limits	RPD	Qual
1,1,1,2-Tetrachloroethane	ug/L	ND	20	20	22.8	24.9	114	124	60-140	9	
1,1,1-Trichloroethane	ug/L	ND	20	20	25.9	28.1	130	141	60-140	8	M1
1,1,2,2-Tetrachloroethane	ug/L	ND	20	20	21.6	23.3	108	117	60-140	8	
1,1,2-Trichloroethane	ug/L	ND	20	20	22.4	23.7	112	119	60-140	6	
1,1-Dichloroethane	ug/L	ND	20	20	24.0	25.6	120	128	60-140	6	
1,1-Dichloroethene	ug/L	ND	20	20	26.2	28.1	131	140	60-140	7	
1,1-Dichloropropene	ug/L	ND	20	20	22.0	23.9	110	120	60-140	8	
1,2,3-Trichlorobenzene	ug/L	ND	20	20	22.3	23.2	111	116	60-140	4	
1,2,3-Trichloropropane	ug/L	ND	20	20	20.4	21.6	102	108	60-140	5	
1,2,4-Trichlorobenzene	ug/L	ND	20	20	22.6	23.8	113	119	60-140	5	
1,2,4-Trimethylbenzene	ug/L	ND	20	20	22.6	23.8	113	119	60-140	5	
1,2-Dibromo-3-chloropropane	ug/L	ND	20	20	21.1	23.1	106	115	60-140	9	
1,2-Dibromoethane (EDB)	ug/L	ND	20	20	23.0	24.4	115	122	60-140	6	
1,2-Dichlorobenzene	ug/L	ND	20	20	22.3	23.8	112	119	60-140	7	
1,2-Dichloroethane	ug/L	ND	20	20	21.5	23.8	107	119	60-140	10	
1,2-Dichloropropane	ug/L	ND	20	20	23.9	25.1	120	126	60-140	5	
1,3,5-Trimethylbenzene	ug/L	ND	20	20	23.1	24.3	115	121	60-140	5	
1,3-Dichlorobenzene	ug/L	ND	20	20	22.8	23.9	114	119	60-140	5	
1,3-Dichloropropane	ug/L	ND	20	20	22.3	24.6	111	123	60-140	10	
1,4-Dichlorobenzene	ug/L	ND	20	20	22.6	24.2	113	121	60-140	7	
2,2-Dichloropropane	ug/L	ND	20	20	27.1	28.6	135	143	60-140	6	M1
2-Chlorotoluene	ug/L	ND	20	20	22.9	24.5	114	123	60-140	7	
4-Chlorotoluene	ug/L	ND	20	20	22.3	23.7	111	118	60-140	6	
Benzene	ug/L	ND	20	20	23.1	25.3	116	126	60-140	9	
Bromobenzene	ug/L	ND	20	20	21.9	23.0	109	115	60-140	5	
Bromochloromethane	ug/L	ND	20	20	23.4	25.4	117	127	60-140	8	
Bromodichloromethane	ug/L	ND	20	20	21.6	23.4	108	117	60-140	8	
Bromoform	ug/L	ND	20	20	21.6	24.5	108	122	60-140	12	
Bromomethane	ug/L	ND	20	20	17.1	21.9	85	109	60-140	25	
Carbon tetrachloride	ug/L	ND	20	20	26.0	28.3	130	142	60-140	8	M1
Chlorobenzene	ug/L	ND	20	20	22.2	24.0	111	120	60-140	8	
Chloroethane	ug/L	ND	20	20	21.3	22.6	107	113	60-140	6	
Chloroform	ug/L	ND	20	20	23.5	25.3	117	126	60-140	7	
Chloromethane	ug/L	ND	20	20	19.3	20.8	96	104	60-140	8	
cis-1,2-Dichloroethene	ug/L	ND	20	20	23.6	25.8	118	129	60-140	9	
cis-1,3-Dichloropropene	ug/L	ND	20	20	24.9	26.5	124	133	60-140	6	
Dibromochloromethane	ug/L	ND	20	20	22.6	24.4	113	122	60-140	8	
Dibromomethane	ug/L	ND	20	20	22.4	24.0	112	120	60-140	7	
Dichlorodifluoromethane	ug/L	ND	20	20	19.6	20.3	98	101	60-140	3	
Diisopropyl ether	ug/L	ND	20	20	20.9	22.8	105	114	60-140	8	
Ethylbenzene	ug/L	ND	20	20	22.4	24.4	112	122	60-140	8	
Hexachloro-1,3-butadiene	ug/L	ND	20	20	24.3	26.0	121	130	60-140	7	
Isopropylbenzene (Cumene)	ug/L	ND	20	20	22.9	24.7	114	123	60-140	8	
m&p-Xylene	ug/L	ND	40	40	45.7	49.2	114	123	60-140	7	
Methyl-tert-butyl ether	ug/L	ND	20	20	18.6	19.8	93	99	60-140	6	
Methylene Chloride	ug/L	ND	20	20	22.5	24.2	112	121	60-140	8	

Results presented on this page are in the units indicated by the "Units" column except where an alternate unit is presented to the right of the result.

REPORT OF LABORATORY ANALYSIS

This report shall not be reproduced, except in full,
without the written consent of Pace Analytical Services, LLC.

Pace Analytical Services, LLC
9800 Kincey Ave. Suite 100
Huntersville, NC 28078
(704)875-9092

QUALITY CONTROL DATA

Project: 2021-L1-2448 (8/26)
Pace Project No.: 92492685

MATRIX SPIKE & MATRIX SPIKE DUPLICATE: 2983979 2983980

Parameter	Units	92492688001 Result	MS Spike Conc.	MSD Spike Conc.	MS Result	MSD Result	MS % Rec	MSD % Rec	% Rec Limits	RPD	Qual
n-Butylbenzene	ug/L	ND	20	20	22.8	24.1	114	120	60-140	5	
n-Propylbenzene	ug/L	ND	20	20	22.8	23.9	114	119	60-140	4	
Naphthalene	ug/L	ND	20	20	21.8	22.8	109	114	60-140	5	
o-Xylene	ug/L	ND	20	20	22.3	23.9	111	120	60-140	7	
sec-Butylbenzene	ug/L	ND	20	20	22.8	24.0	114	120	60-140	5	
Styrene	ug/L	ND	20	20	22.9	24.8	115	124	60-140	8	
tert-Butylbenzene	ug/L	ND	20	20	20.0	21.3	100	107	60-140	6	
Tetrachloroethene	ug/L	ND	20	20	22.7	24.4	114	122	60-140	7	
Toluene	ug/L	ND	20	20	21.9	23.5	110	117	60-140	7	
trans-1,2-Dichloroethene	ug/L	ND	20	20	24.8	27.6	124	138	60-140	11	
trans-1,3-Dichloropropene	ug/L	ND	20	20	23.3	24.6	116	123	60-140	6	
Trichloroethene	ug/L	ND	20	20	25.1	26.8	125	134	60-140	7	
Trichlorofluoromethane	ug/L	ND	20	20	22.8	24.2	114	121	60-140	6	
Vinyl chloride	ug/L	ND	20	20	19.2	20.6	96	103	60-140	7	
1,2-Dichloroethane-d4 (S)	%						103	107	70-130		
4-Bromofluorobenzene (S)	%						99	99	70-130		
Toluene-d8 (S)	%						99	97	70-130		

Results presented on this page are in the units indicated by the "Units" column except where an alternate unit is presented to the right of the result.

REPORT OF LABORATORY ANALYSIS

This report shall not be reproduced, except in full,
without the written consent of Pace Analytical Services, LLC.

Pace Analytical Services, LLC
9800 Kincey Ave. Suite 100
Huntersville, NC 28078
(704)875-9092

QUALIFIERS

Project: 2021-L1-2448 (8/26)
Pace Project No.: 92492685

DEFINITIONS

DF - Dilution Factor, if reported, represents the factor applied to the reported data due to dilution of the sample aliquot.

ND - Not Detected at or above adjusted reporting limit.

TNTC - Too Numerous To Count

J - Estimated concentration above the adjusted method detection limit and below the adjusted reporting limit.

MDL - Adjusted Method Detection Limit.

PQL - Practical Quantitation Limit.

RL - Reporting Limit - The lowest concentration value that meets project requirements for quantitative data with known precision and bias for a specific analyte in a specific matrix.

S - Surrogate

1,2-Diphenylhydrazine decomposes to and cannot be separated from Azobenzene using Method 8270. The result for each analyte is a combined concentration.

Consistent with EPA guidelines, unrounded data are displayed and have been used to calculate % recovery and RPD values.

LCS(D) - Laboratory Control Sample (Duplicate)

MS(D) - Matrix Spike (Duplicate)

DUP - Sample Duplicate

RPD - Relative Percent Difference

NC - Not Calculable.

SG - Silica Gel - Clean-Up

U - Indicates the compound was analyzed for, but not detected.

Acid preservation may not be appropriate for 2 Chloroethylvinyl ether.

A separate vial preserved to a pH of 4-5 is recommended in SW846 Chapter 4 for the analysis of Acrolein and Acrylonitrile by EPA Method 8260.

N-Nitrosodiphenylamine decomposes and cannot be separated from Diphenylamine using Method 8270. The result reported for each analyte is a combined concentration.

Pace Analytical is TNI accredited. Contact your Pace PM for the current list of accredited analytes.

TNI - The NELAC Institute.

ANALYTE QUALIFIERS

M1 Matrix spike recovery exceeded QC limits. Batch accepted based on laboratory control sample (LCS) recovery.

This report shall not be reproduced, except in full,
without the written consent of Pace Analytical Services, LLC.

Pace Analytical Services, LLC
9800 Kincey Ave. Suite 100
Huntersville, NC 28078
(704)875-9092

QUALITY CONTROL DATA CROSS REFERENCE TABLE

Project: 2021-L1-2448 (8/26)
Pace Project No.: 92492685

Lab ID	Sample ID	QC Batch Method	QC Batch	Analytical Method	Analytical Batch
92492685001	**14226_HC_Rd**	EPA 3010A	562641	EPA 6010D	562665
92492685001	**14226_HC_Rd**	SM 6200B	562627		

This report shall not be reproduced, except in full,
without the written consent of Pace Analytical Services, LLC.

Pace Analytical

CHAIN-OF-CUSTODY Analytical Request Document

Chain-of-Custody is a LEGAL DOCUMENT - Complete all relevent fields

LAB USE ON... ...ber or

WO# : 92492685

92492685

Container Preservative Type **

** Preservative Types: (1) nitric acid, (2) sulfuric acid, (3) hydrochloric acid, (4) sodium hydroxide, (5) zinc acetate, (6) methanol, (7) sodium bisulfate, (8) sodium thiosulfate, (9) hexane, (A) ascorbic acid, (B) ammonium sulfate, (C) ammonium hydroxide, (D) TSP, (U) Unpreserved, (O) Other _____

Company: Apex Companies LLC

Address:

Billing Information:

Report To: Andrew Street

Email To: Andrew Street/ Emily Little

Copy To:

Site Collection Info/Address: 14226 Huntersville-Concord Rd

Customer Project Name/Number: 2021-L1-2448

State: NC County/City: Huntersville Time Zone Collected: [ ] PT [ ] MT [ ] CT [ ] ET

Phone:
Email:

Site/Facility ID #:

Compliance Monitoring? [ ] Yes [ ] No

Collected By (print): Margaret King

Purchase Order #:
Quote #:

DW PWS ID #:
DW Location Code:

Collected By (signature): Margaret King

Turnaround Date Required: ASAP

Immediately Packed on Ice: [✓] Yes [ ] No

Sample Disposal:
[ ] Dispose as appropriate [ ] Return
[ ] Archive: _____
[ ] Hold: _____

Rush: [✓] Same Day [✓] Next Day
[ ] 2 Day [ ] 3 Day [ ] 4 Day [ ] 5 Day
(Expedite Charges Apply)

Field Filtered (if applicable): [ ] Yes [ ] No
Analysis: _____

* Matrix Codes (Insert in Matrix box below): Drinking Water (DW), Ground Water (GW), Wastewater (WW), Product (P), Soil/Solid (SL), Oil (OL), Wipe (WP), Air (AR), Tissue (TS), Bioassay (B), Vapor (V), Other (OT)

Analyses

Lab Profile/Line:

Lab Sample Receipt Checklist:

Custody Seals Present/Intact Y N NA
Custody Signatures Present Y N NA
Collector Signature Present Y N NA
Bottles Intact Y N NA
Correct Bottles Y N NA
Sufficient Volume Y N NA
Samples Received on Ice Y N NA
VOA - Headspace Acceptable Y N NA
USDA Regulated Soils Y N NA
Samples in Holding Time Y N NA
Residual Chlorine Present Y N NA
Cl Strips: _____
Sample pH Acceptable Y N NA 8/26/20
pH Strips: _____
Sulfide Present Y N NA
Lead Acetate Strips: _____

LAB USE ONLY:
Lab Sample # / Comments:

Customer Sample ID	Matrix *	Comp / Grab	Collected (or Composite Start) Date	Time	Composite End Date	Time	Res Cl	# of Ctns	SM 6200B VOCs	Lead	MADEP VPX								Lab Sample # / Comments
14226 H/C Rd	DW	G			8-25-20	1408		8	X	X	X								92492685 001

Customer Remarks / Special Conditions / Possible Hazards:

Type of Ice Used: Wet Blue Dry None

Packing Material Used: BBAG

Radchem sample(s) screened (<500 cpm): Y N NA

SHORT HOLDS PRESENT (<72 hours): Y N N/A

Lab Tracking #: 2538832

Samples received via: FEDEX UPS Client Courier Pace Courier

Lab Sample Temperature Info:
Temp Blank Received: Y N NA
Therm ID#: 92T061
Cooler 1 Temp Upon Receipt: .04 oC
Cooler 1 Therm Corr. Factor: 0 oC
Cooler 1 Corrected Temp: .04 oC
Comments:

Relinquished by/Company: (Signature)	Date/Time:	Received by/Company: (Signature)	Date/Time:
Margaret King	8-26-20 1737	MD G Pace HVC	8/26/20 17:37
Relinquished by/Company: (Signature)	Date/Time:	Received by/Company: (Signature)	Date/Time:
Relinquished by/Company: (Signature)	Date/Time:	Received by/Company: (Signature)	Date/Time:

MTJL LAB USE ONLY
Table #:
Acctnum:
Template:
Prelogin:
PM:
PB:

Trip Blank Received: Y N NA
HCL MeOH TSP Other

Non Conformance(s): YES / NO

Page: _____ of: _____

Report of Analysis

Pace Analytical Services, Inc.
9800 Kincey Avenue
Suite 100
Huntersville, NC 28078
Attention: Angela M. Baioni

Project Name: 2021-L1-2448

Project Number: 92492685

Lot Number:**VH27017**

Date Completed:08/27/2020

08/27/2020 7:11 PM
Approved and released by:
Project Manager II: **Cathy S. Dover**

The electronic signature above is the equivalent of a handwritten signature.
This report shall not be reproduced, except in its entirety, without the written approval of Pace Analytical Services, LLC.

Case Narrative
Pace Analytical Services, Inc.
Lot Number: VH27017

This Report of Analysis contains the analytical result(s) for the sample(s) listed on the Sample Summary following this Case Narrative. The sample receiving date is documented in the header information associated with each sample.

All results listed in this report relate only to the samples that are contained within this report.

Sample receipt, sample analysis, and data review have been performed in accordance with the most current approved NELAC standards, the Pace Analytical Services, LLC ("Pace") Quality Assurance Management Plan (QAMP), standard operating procedures (SOPs), and Pace policies. Any exceptions to the NELAC standards, the QAMP, SOPs or policies are qualified on the results page or discussed below.

If you have any questions regarding this report please contact the Pace Project Manager listed on the cover page.

Sample Summary
Pace Analytical Services, Inc.
Lot Number: VH27017
Project Name: 2021-L1-2448
Project Number: 92492685

Sample Number	Sample ID	Matrix	Date Sampled	Date Received
001	14226 H/C Rd	Aqueous	08/25/2020 1408	08/27/2020

(1 sample)

Detection Summary

Pace Analytical Services, Inc.

Lot Number: VH27017

Project Name: 2021-L1-2448

Project Number: 92492685

Sample	Sample ID	Matrix	Parameter	Method	Result	Q	Units	Page

(0 detections)

MADEP VPH (aliphatics)

Client: Pace Analytical Services, Inc. | Laboratory ID: VH27017-001
Description: 14226 H/C Rd | Matrix: Aqueous
Date Sampled: 08/25/2020 1408 | Project Name: 2021-L1-2448
Date Received: 08/27/2020 | Project Number: 92492685

Run	Prep Method	Analytical Method	Dilution	Analysis Date	Analyst	Prep Date	Batch
1	VPH	MADEP-VPH-18-2.1	1	08/27/2020 1501	ECB		64921

Parameter	CAS Number	Analytical Method	Result	Q	LOQ	Units	Run
C5 - C8 Aliphatics		MADEP-VPH-18-	ND		75	ug/L	1
C9 - C12 Aliphatics		MADEP-VPH-18-	ND		75	ug/L	1

Surrogate	Q	Run 1 % Recovery	Acceptance Limits
2,5-Dibromotoluene (FID)		96	70-130

LOQ = Limit of Quantitation
ND = Not detected at or above the LOQ
H = Out of holding time
B = Detected in the method blank
N = Recovery is out of criteria
W = Reported on wet weight basis
E = Quantitation of compound exceeded the calibration range
P = The RPD between two GC columns exceeds 40%

Pace Analytical Services, LLC *(formerly Shealy Environmental Services, Inc.)*
106 Vantage Point Drive West Columbia, SC 29172 (803) 791-9700 Fax (803) 791-9111 www.pacelabs.com

MADEP VPH (aromatics)

Client: Pace Analytical Services, Inc. | Laboratory ID: VH27017-001
Description: 14226 H/C Rd | Matrix: Aqueous
Date Sampled: 08/25/2020 1408 | Project Name: 2021-L1-2448
Date Received: 08/27/2020 | Project Number: 92492685

Run	Prep Method	Analytical Method	Dilution	Analysis Date	Analyst	Prep Date	Batch
1	VPH	MADEP-VPH-18-2.1	1	08/27/2020 1501	ECB		64922

Parameter	CAS Number	Analytical Method	Result	Q	LOQ	Units	Run
C9 - C10 Aromatics		MADEP-VPH-18-	ND		25	ug/L	1

Surrogate	Q	Run 1 % Recovery	Acceptance Limits
2,5-Dibromotoluene (PID)		97	70-130

LOQ = Limit of Quantitation
ND = Not detected at or above the LOQ
H = Out of holding time
B = Detected in the method blank
N = Recovery is out of criteria
W = Reported on wet weight basis
E = Quantitation of compound exceeded the calibration range
P = The RPD between two GC columns exceeds 40%

Pace Analytical Services, LLC *(formerly Shealy Environmental Services, Inc.)*
106 Vantage Point Drive West Columbia, SC 29172 (803) 791-9700 Fax (803) 791-9111 www.pacelabs.com

QC Summary

MADEP VPH (aliphatics) - MB

Sample ID: VQ64921-001
Batch: 64921
Analytical Method: MADEP-VPH-18-2.1

Matrix: Aqueous
Prep Method: VPH

Parameter	Result	Q	Dil	LOQ	Units	Analysis Date
C5 - C8 Aliphatics	ND		1	75	ug/L	08/27/2020 1140
C9 - C12 Aliphatics	ND		1	75	ug/L	08/27/2020 1140

Surrogate	Q	% Rec	Acceptance Limit
2,5-Dibromotoluene (FID)		102	70-130

LOQ = Limit of Quantitation

ND = Not detected at or above the LOQ

N = Recovery is out of criteria

P = The RPD between two GC columns exceeds 40%

+ = RPD is out of criteria

Note: Calculations are performed before rounding to avoid round-off errors in calculated results

MADEP VPH (aliphatics) - LCS

Sample ID: VQ64921-002
Batch: 64921
Analytical Method: MADEP-VPH-18-2.1

Matrix: Aqueous
Prep Method: VPH

Parameter	Spike Amount (ug/L)	Result (ug/L)	Q	Dil	% Rec	% Rec Limit	Analysis Date
C5 - C8 Aliphatics	150	130		1	85	70-130	08/27/2020 1043
C9 - C12 Aliphatics	180	140		1	83	70-130	08/27/2020 1043

Surrogate	Q	% Rec	Acceptance Limit
2,5-Dibromotoluene (FID)		85	70-130

LOQ = Limit of Quantitation

ND = Not detected at or above the LOQ

N = Recovery is out of criteria

P = The RPD between two GC columns exceeds 40%

+ = RPD is out of criteria

Note: Calculations are performed before rounding to avoid round-off errors in calculated results

MADEP VPH (aliphatics) - LCSD

Sample ID: VQ64921-003
Batch: 64921
Analytical Method: MADEP-VPH-18-2.1

Matrix: Aqueous
Prep Method: VPH

Parameter	Spike Amount (ug/L)	Result (ug/L)	Q	Dil	% Rec	% RPD	% Rec Limit	% RPD Limit	Analysis Date
C5 - C8 Aliphatics	150	140		1	93	8.2	70-130	25	08/27/2020 1111
C9 - C12 Aliphatics	180	160		1	90	8.7	70-130	25	08/27/2020 1111

Surrogate	Q	% Rec	Acceptance Limit
2,5-Dibromotoluene (FID)		90	70-130

LOQ = Limit of Quantitation

ND = Not detected at or above the LOQ

N = Recovery is out of criteria

P = The RPD between two GC columns exceeds 40%

+ = RPD is out of criteria

Note: Calculations are performed before rounding to avoid round-off errors in calculated results

MADEP VPH (aromatics) - MB

Sample ID: VQ64922-001
Batch: 64922
Analytical Method: MADEP-VPH-18-2.1

Matrix: Aqueous
Prep Method: VPH

Parameter	Result	Q	Dil	LOQ	Units	Analysis Date
C9 - C10 Aromatics	ND		1	25	ug/L	08/27/2020 1140

Surrogate	Q	% Rec	Acceptance Limit
2,5-Dibromotoluene (PID)		102	70-130

LOQ = Limit of Quantitation

ND = Not detected at or above the LOQ

N = Recovery is out of criteria

P = The RPD between two GC columns exceeds 40%

+ = RPD is out of criteria

Note: Calculations are performed before rounding to avoid round-off errors in calculated results

MADEP VPH (aromatics) - LCS

Sample ID: VQ64922-002
Batch: 64922
Analytical Method: MADEP-VPH-18-2.1

Matrix: Aqueous
Prep Method: VPH

Parameter	Spike Amount (ug/L)	Result (ug/L)	Q	Dil	% Rec	% Rec Limit	Analysis Date
C9 - C10 Aromatics	25	22		1	86	70-130	08/27/2020 1043

Surrogate	Q	% Rec	Acceptance Limit
2,5-Dibromotoluene (PID)		85	70-130

LOQ = Limit of Quantitation

ND = Not detected at or above the LOQ

N = Recovery is out of criteria

P = The RPD between two GC columns exceeds 40%

+ = RPD is out of criteria

Note: Calculations are performed before rounding to avoid round-off errors in calculated results

MADEP VPH (aromatics) - LCSD

Sample ID: VQ64922-003
Batch: 64922
Analytical Method: MADEP-VPH-18-2.1

Matrix: Aqueous
Prep Method: VPH

Parameter	Spike Amount (ug/L)	Result (ug/L)	Q	Dil	% Rec	% RPD	% Rec Limit	% RPD Limit	Analysis Date
C9 - C10 Aromatics	25	24		1	94	8.4	70-130	25	08/27/2020 1111

Surrogate	Q	% Rec	Acceptance Limit
2,5-Dibromotoluene (PID)		91	70-130

LOQ = Limit of Quantitation

ND = Not detected at or above the LOQ

N = Recovery is out of criteria

P = The RPD between two GC columns exceeds 40%

+ = RPD is out of criteria

Note: Calculations are performed before rounding to avoid round-off errors in calculated results

Chain of Custody

and

Miscellaneous Documents

Internal Transfer Chain of Custody

Pace Analytical®
www.pacelabs.com

☐ Samples Pre-Logged into eCOC.

State Of Origin: NC
Cert. Needed: ☐ Yes ☐ No
Owner Received Date: 8/26/2020 Results Requested By: 8/27/2020

Workorder: 92492685 Workorder 2021-L1-2448

Report To	Subcontract To
Angela Baioni Pace Analytical Charlotte 9800 Kincey Ave. Suite 100 Huntersville, NC 28078 Phone (704)875-9092	Pace Analytical West Columbia 106 Vantage Point Drive West Columbia, SC 29172 Phone (803)791-9700

Requested Analysis

VH27017

CSD

Item	Sample ID	Sample Type	Collect Date/Time	Lab ID	Matrix	Preserved Containers: HCL	~~Subhead work within PASI WC~~	GRO VPH	LAB USE ONLY
1	14228 H/C Rd	PS	8/25/2020 14:08	92492685001	Water	1	X	X	
2									
3									
4									
5									

Transfers	Released By	Date/Time	Received By	Date/Time
1	MDG Pace AVL 8/26/20 1800			
2				
3			[signature]	8/27/2020 1122

Comments

Cooler Temperature on Receipt 1.7 °C | Custody Seal Y or (N) | Received on Ice (Y) or N | Samples Intact (Y) or N

***In order to maintain client confidentiality, location/name of the sampling site, sampler's name and signature may not be provided on this COC document. This chain of custody is considered complete as is since this information is available in the owner laboratory.*

Wednesday, August 26, 2020 6:25:06 PM FMT-ALL-C-002rev.00 24March2009 Page 1 of 1

Shealy Environmental Services, Inc.
Document Number: ME0018C-14

Page 1 of 1
Effective Date: 8/2/2018

Sample Receipt Checklist (SRC)

Client: PACE Cooler Inspected by/date: JSH / 08/27/2020 Lot #: VH27017

Means of receipt: ☐ SESI ☐ Client ☐ UPS ☐ FedEx ☑ Other: PACE

☐ Yes	☑ No		1. Were custody seals present on the cooler?
☐ Yes	☐ No	☑ NA	2. If custody seals were present, were they intact and unbroken?

pH Strip ID: NA Chlorine Strip ID: NA Tested by: NA

Original temperature upon receipt / Derived (Corrected) temperature upon receipt %Solid Snap-Cup ID: NA

1.7 / 1.7 °C NA / NA °C NA / NA °C NA / NA °C

Method: ☐ Temperature Blank ☑ Against Bottles IR Gun ID: 5 IR Gun Correction Factor: 0 °C

Method of coolant: ☑ Wet Ice ☐ Ice Packs ☐ Dry Ice ☐ None

☐ Yes	☐ No	☑ NA	3. If temperature of any cooler exceeded 6.0°C, was Project Manager Notified? PM was Notified by: phone / email / face-to-face (circle one).
☐ Yes	☐ No	☑ NA	4. Is the commercial courier's packing slip attached to this form?
☑ Yes	☐ No		5. Were proper custody procedures (relinquished/received) followed?
☑ Yes	☐ No		6. Were sample IDs listed on the COC?
☑ Yes	☐ No		7. Were sample IDs listed on all sample containers?
☑ Yes	☐ No		8. Was collection date & time listed on the COC?
☑ Yes	☐ No		9. Was collection date & time listed on all sample containers?
☑ Yes	☐ No		10. Did all container label information (ID, date, time) agree with the COC?
☑ Yes	☐ No		11. Were tests to be performed listed on the COC?
☑ Yes	☐ No		12. Did all samples arrive in the proper containers for each test and/or in good condition (unbroken, lids on, etc.)?
☑ Yes	☐ No		13. Was adequate sample volume available?
☑ Yes	☐ No		14. Were all samples received within ½ the holding time or 48 hours, whichever comes first?
☐ Yes	☑ No		15. Were any samples containers missing/excess (circle one) samples Not listed on COC?
☐ Yes	☑ No	☐ NA	16. For VOA and RSK-175 samples, were bubbles present >"pea-size" (¼"or 6mm in diameter) in any of the VOA vials?
☐ Yes	☐ No	☑ NA	17. Were all DRO/metals/nutrient samples received at a pH of < 2?
☐ Yes	☐ No	☑ NA	18. Were all cyanide samples received at a pH > 12 and sulfide samples received at a pH > 9?
☐ Yes	☐ No	☑ NA	19. Were all applicable NH_3/TKN/cyanide/phenol/625 (< 0.5mg/L) samples free of residual chlorine?
☐ Yes	☐ No	☑ NA	20. Were client remarks/requests (i.e. requested dilutions, MS/MSD designations, etc…) correctly transcribed from the COC into the comment section in LIMS?
☐ Yes	☑ No		21. Was the quote number listed on the container label? If yes, Quote # NA

Sample Preservation (Must be completed for any sample(s) incorrectly preserved or with headspace.)

Sample(s) NA were received incorrectly preserved and were adjusted accordingly in sample receiving with NA mL of circle one: H2SO4, HNO3, HCl, NaOH using SR # NA.

Time of preservation NA. If more than one preservative is needed, please note in the comments below.

Sample(s) NA were received with bubbles >6 mm in diameter.

Samples(s) NA were received with TRC > 0.5 mg/L (If #19 is ***no***) and were adjusted accordingly in sample receiving with sodium thiosulfate ($Na_2S_2O_3$) with Shealy ID: NA.

SR barcode labels applied by: JSH Date: 08/27/2020

Comments:

Pace Analytical Services, LLC
9800 Kincey Ave. Suite 100
Huntersville, NC 28078
(704)875-9092

August 27, 2020

Andrew Street
Apex Companies - NC
5900 Northwoods Business Pkwy
Suite 5900-0
Charlotte, NC 28269

RE: Project: 2021-L1-2448 (8/26)
Pace Project No.: 92492686

Dear Andrew Street:

Enclosed are the analytical results for sample(s) received by the laboratory on August 26, 2020. The results relate only to the samples included in this report. Results reported herein conform to the applicable TNI/NELAC Standards and the laboratory's Quality Manual, where applicable, unless otherwise noted in the body of the report.

The test results provided in this final report were generated by each of the following laboratories within the Pace Network:

- Pace Analytical Services - Asheville
- Pace Analytical Services - Charlotte

If you have any questions concerning this report, please feel free to contact me.

Sincerely,

Angela M. Baioni

Angela Baioni
angela.baioni@pacelabs.com
(704)875-9092
Project Manager

Enclosures

cc: Stanley Carpenter, Colonial Pipeline
J Culbreath, Colonial Pipeline Company
Robert Hughes, Colonial Pipeline
Margaret King, APEX Companies, LLC
Emily Little, Apex Companies
Jeff Morrison, Colonial Pipeline Company
Tom Naumann, APEX Companies - NC
Joe Nicolette, Montrose-EPS
Christopher Schultz, Apex Companies
Robert A. Shenk, Colonial Pipeline Company
J Tate, Colonial Pipeline Company
Alex Testoff, Montrose-EPS
JM Wyatt, Colonial Pipeline Company

REPORT OF LABORATORY ANALYSIS

This report shall not be reproduced, except in full,
without the written consent of Pace Analytical Services, LLC.

Pace Analytical Services, LLC
9800 Kincey Ave. Suite 100
Huntersville, NC 28078
(704)875-9092

CERTIFICATIONS

Project: 2021-L1-2448 (8/26)
Pace Project No.: 92492686

Pace Analytical Services Charlotte
9800 Kincey Ave. Ste 100, Huntersville, NC 28078
Louisiana/NELAP Certification # LA170028
North Carolina Drinking Water Certification #: 37706
North Carolina Field Services Certification #: 5342
North Carolina Wastewater Certification #: 12
South Carolina Certification #: 99006001
Florida/NELAP Certification #: E87627
Kentucky UST Certification #: 84
Virginia/VELAP Certification #: 460221

Pace Analytical Services Asheville
2225 Riverside Drive, Asheville, NC 28804
Florida/NELAP Certification #: E87648
Massachusetts Certification #: M-NC030
North Carolina Drinking Water Certification #: 37712
North Carolina Wastewater Certification #: 40
South Carolina Certification #: 99030001
Virginia/VELAP Certification #: 460222

This report shall not be reproduced, except in full,
without the written consent of Pace Analytical Services, LLC.

Pace Analytical Services, LLC
9800 Kincey Ave. Suite 100
Huntersville, NC 28078
(704)875-9092

SAMPLE ANALYTE COUNT

Project: 2021-L1-2448 (8/26)
Pace Project No.: 92492686

Lab ID	Sample ID	Method	Analysts	Analytes Reported	Laboratory
92492686001	**FD1_08262020**	EPA 6010D	DS	1	PASI-A
		SM 6200B	CL	63	PASI-C
92492686002	**Field_Blank**	EPA 6010D	DS	1	PASI-A
		SM 6200B	CL	63	PASI-C

PASI-A = Pace Analytical Services - Asheville
PASI-C = Pace Analytical Services - Charlotte

This report shall not be reproduced, except in full,
without the written consent of Pace Analytical Services, LLC.

Pace Analytical Services, LLC
9800 Kincey Ave. Suite 100
Huntersville, NC 28078
(704)875-9092

ANALYTICAL RESULTS

Project: 2021-L1-2448 (8/26)
Pace Project No.: 92492686

Sample: FD1_08262020 **Lab ID: 92492686001** Collected: 08/26/20 16:45 Received: 08/26/20 17:37 Matrix: Water

Parameters	Results	Units	Report Limit	DF	Prepared	Analyzed	CAS No.	Qual
6010 MET ICP	Analytical Method: EPA 6010D Preparation Method: EPA 3010A Pace Analytical Services - Asheville							
Lead	ND	ug/L	5.0	1	08/27/20 01:37	08/27/20 14:00	7439-92-1	
6200B MSV	Analytical Method: SM 6200B Pace Analytical Services - Charlotte							
Benzene	ND	ug/L	0.50	1		08/27/20 01:19	71-43-2	
Bromobenzene	ND	ug/L	0.50	1		08/27/20 01:19	108-86-1	
Bromochloromethane	ND	ug/L	0.50	1		08/27/20 01:19	74-97-5	
Bromodichloromethane	ND	ug/L	0.50	1		08/27/20 01:19	75-27-4	
Bromoform	ND	ug/L	0.50	1		08/27/20 01:19	75-25-2	
Bromomethane	ND	ug/L	5.0	1		08/27/20 01:19	74-83-9	
n-Butylbenzene	ND	ug/L	0.50	1		08/27/20 01:19	104-51-8	
sec-Butylbenzene	ND	ug/L	0.50	1		08/27/20 01:19	135-98-8	
tert-Butylbenzene	ND	ug/L	0.50	1		08/27/20 01:19	98-06-6	
Carbon tetrachloride	ND	ug/L	0.50	1		08/27/20 01:19	56-23-5	
Chlorobenzene	ND	ug/L	0.50	1		08/27/20 01:19	108-90-7	
Chloroethane	ND	ug/L	1.0	1		08/27/20 01:19	75-00-3	
Chloroform	ND	ug/L	0.50	1		08/27/20 01:19	67-66-3	
Chloromethane	ND	ug/L	1.0	1		08/27/20 01:19	74-87-3	
2-Chlorotoluene	ND	ug/L	0.50	1		08/27/20 01:19	95-49-8	
4-Chlorotoluene	ND	ug/L	0.50	1		08/27/20 01:19	106-43-4	
1,2-Dibromo-3-chloropropane	ND	ug/L	1.0	1		08/27/20 01:19	96-12-8	
Dibromochloromethane	ND	ug/L	0.50	1		08/27/20 01:19	124-48-1	
1,2-Dibromoethane (EDB)	ND	ug/L	0.50	1		08/27/20 01:19	106-93-4	
Dibromomethane	ND	ug/L	0.50	1		08/27/20 01:19	74-95-3	
1,2-Dichlorobenzene	ND	ug/L	0.50	1		08/27/20 01:19	95-50-1	
1,3-Dichlorobenzene	ND	ug/L	0.50	1		08/27/20 01:19	541-73-1	
1,4-Dichlorobenzene	ND	ug/L	0.50	1		08/27/20 01:19	106-46-7	
Dichlorodifluoromethane	ND	ug/L	0.50	1		08/27/20 01:19	75-71-8	
1,1-Dichloroethane	ND	ug/L	0.50	1		08/27/20 01:19	75-34-3	
1,2-Dichloroethane	ND	ug/L	0.50	1		08/27/20 01:19	107-06-2	
1,1-Dichloroethene	ND	ug/L	0.50	1		08/27/20 01:19	75-35-4	
cis-1,2-Dichloroethene	ND	ug/L	0.50	1		08/27/20 01:19	156-59-2	
trans-1,2-Dichloroethene	ND	ug/L	0.50	1		08/27/20 01:19	156-60-5	
1,2-Dichloropropane	ND	ug/L	0.50	1		08/27/20 01:19	78-87-5	
1,3-Dichloropropane	ND	ug/L	0.50	1		08/27/20 01:19	142-28-9	
2,2-Dichloropropane	ND	ug/L	0.50	1		08/27/20 01:19	594-20-7	
1,1-Dichloropropene	ND	ug/L	0.50	1		08/27/20 01:19	563-58-6	
cis-1,3-Dichloropropene	ND	ug/L	0.50	1		08/27/20 01:19	10061-01-5	
trans-1,3-Dichloropropene	ND	ug/L	0.50	1		08/27/20 01:19	10061-02-6	
Diisopropyl ether	ND	ug/L	0.50	1		08/27/20 01:19	108-20-3	
Ethylbenzene	ND	ug/L	0.50	1		08/27/20 01:19	100-41-4	
Hexachloro-1,3-butadiene	ND	ug/L	2.0	1		08/27/20 01:19	87-68-3	
Isopropylbenzene (Cumene)	ND	ug/L	0.50	1		08/27/20 01:19	98-82-8	
Methylene Chloride	ND	ug/L	2.0	1		08/27/20 01:19	75-09-2	
Methyl-tert-butyl ether	ND	ug/L	0.50	1		08/27/20 01:19	1634-04-4	
Naphthalene	ND	ug/L	2.0	1		08/27/20 01:19	91-20-3	

REPORT OF LABORATORY ANALYSIS

This report shall not be reproduced, except in full,
without the written consent of Pace Analytical Services, LLC.

Pace Analytical Services, LLC
9800 Kincey Ave. Suite 100
Huntersville, NC 28078
(704)875-9092

ANALYTICAL RESULTS

Project: 2021-L1-2448 (8/26)
Pace Project No.: 92492686

Sample: FD1_08262020 **Lab ID: 92492686001** Collected: 08/26/20 16:45 Received: 08/26/20 17:37 Matrix: Water

Parameters	Results	Units	Report Limit	DF	Prepared	Analyzed	CAS No.	Qual
6200B MSV	Analytical Method: SM 6200B Pace Analytical Services - Charlotte							
n-Propylbenzene	ND	ug/L	0.50	1		08/27/20 01:19	103-65-1	
Styrene	ND	ug/L	0.50	1		08/27/20 01:19	100-42-5	
1,1,1,2-Tetrachloroethane	ND	ug/L	0.50	1		08/27/20 01:19	630-20-6	
1,1,2,2-Tetrachloroethane	ND	ug/L	0.50	1		08/27/20 01:19	79-34-5	
Tetrachloroethene	ND	ug/L	0.50	1		08/27/20 01:19	127-18-4	
Toluene	ND	ug/L	0.50	1		08/27/20 01:19	108-88-3	
1,2,3-Trichlorobenzene	ND	ug/L	2.0	1		08/27/20 01:19	87-61-6	
1,2,4-Trichlorobenzene	ND	ug/L	2.0	1		08/27/20 01:19	120-82-1	
1,1,1-Trichloroethane	ND	ug/L	0.50	1		08/27/20 01:19	71-55-6	
1,1,2-Trichloroethane	ND	ug/L	0.50	1		08/27/20 01:19	79-00-5	
Trichloroethene	ND	ug/L	0.50	1		08/27/20 01:19	79-01-6	
Trichlorofluoromethane	ND	ug/L	1.0	1		08/27/20 01:19	75-69-4	
1,2,3-Trichloropropane	ND	ug/L	0.50	1		08/27/20 01:19	96-18-4	
1,2,4-Trimethylbenzene	ND	ug/L	0.50	1		08/27/20 01:19	95-63-6	
1,3,5-Trimethylbenzene	ND	ug/L	0.50	1		08/27/20 01:19	108-67-8	
Vinyl chloride	ND	ug/L	1.0	1		08/27/20 01:19	75-01-4	
m&p-Xylene	ND	ug/L	1.0	1		08/27/20 01:19	179601-23-1	
o-Xylene	ND	ug/L	0.50	1		08/27/20 01:19	95-47-6	
Surrogates								
1,2-Dichloroethane-d4 (S)	98	%	70-130	1		08/27/20 01:19	17060-07-0	
4-Bromofluorobenzene (S)	101	%	70-130	1		08/27/20 01:19	460-00-4	
Toluene-d8 (S)	104	%	70-130	1		08/27/20 01:19	2037-26-5	

REPORT OF LABORATORY ANALYSIS

This report shall not be reproduced, except in full,
without the written consent of Pace Analytical Services, LLC.

Pace Analytical Services, LLC
9800 Kincey Ave. Suite 100
Huntersville, NC 28078
(704)875-9092

ANALYTICAL RESULTS

Project: 2021-L1-2448 (8/26)
Pace Project No.: 92492686

Sample: Field_Blank **Lab ID: 92492686002** Collected: 08/26/20 16:45 Received: 08/26/20 17:37 Matrix: Water

Parameters	Results	Units	Report Limit	DF	Prepared	Analyzed	CAS No.	Qual
6010 MET ICP	Analytical Method: EPA 6010D Preparation Method: EPA 3010A Pace Analytical Services - Asheville							
Lead	ND	ug/L	5.0	1	08/27/20 01:37	08/27/20 14:03	7439-92-1	
6200B MSV	Analytical Method: SM 6200B Pace Analytical Services - Charlotte							
Benzene	ND	ug/L	0.50	1		08/26/20 23:49	71-43-2	
Bromobenzene	ND	ug/L	0.50	1		08/26/20 23:49	108-86-1	
Bromochloromethane	ND	ug/L	0.50	1		08/26/20 23:49	74-97-5	
Bromodichloromethane	ND	ug/L	0.50	1		08/26/20 23:49	75-27-4	
Bromoform	ND	ug/L	0.50	1		08/26/20 23:49	75-25-2	
Bromomethane	ND	ug/L	5.0	1		08/26/20 23:49	74-83-9	
n-Butylbenzene	ND	ug/L	0.50	1		08/26/20 23:49	104-51-8	
sec-Butylbenzene	ND	ug/L	0.50	1		08/26/20 23:49	135-98-8	
tert-Butylbenzene	ND	ug/L	0.50	1		08/26/20 23:49	98-06-6	
Carbon tetrachloride	ND	ug/L	0.50	1		08/26/20 23:49	56-23-5	
Chlorobenzene	ND	ug/L	0.50	1		08/26/20 23:49	108-90-7	
Chloroethane	ND	ug/L	1.0	1		08/26/20 23:49	75-00-3	
Chloroform	ND	ug/L	0.50	1		08/26/20 23:49	67-66-3	
Chloromethane	ND	ug/L	1.0	1		08/26/20 23:49	74-87-3	
2-Chlorotoluene	ND	ug/L	0.50	1		08/26/20 23:49	95-49-8	
4-Chlorotoluene	ND	ug/L	0.50	1		08/26/20 23:49	106-43-4	
1,2-Dibromo-3-chloropropane	ND	ug/L	1.0	1		08/26/20 23:49	96-12-8	
Dibromochloromethane	ND	ug/L	0.50	1		08/26/20 23:49	124-48-1	
1,2-Dibromoethane (EDB)	ND	ug/L	0.50	1		08/26/20 23:49	106-93-4	
Dibromomethane	ND	ug/L	0.50	1		08/26/20 23:49	74-95-3	
1,2-Dichlorobenzene	ND	ug/L	0.50	1		08/26/20 23:49	95-50-1	
1,3-Dichlorobenzene	ND	ug/L	0.50	1		08/26/20 23:49	541-73-1	
1,4-Dichlorobenzene	ND	ug/L	0.50	1		08/26/20 23:49	106-46-7	
Dichlorodifluoromethane	ND	ug/L	0.50	1		08/26/20 23:49	75-71-8	
1,1-Dichloroethane	ND	ug/L	0.50	1		08/26/20 23:49	75-34-3	
1,2-Dichloroethane	ND	ug/L	0.50	1		08/26/20 23:49	107-06-2	
1,1-Dichloroethene	ND	ug/L	0.50	1		08/26/20 23:49	75-35-4	
cis-1,2-Dichloroethene	ND	ug/L	0.50	1		08/26/20 23:49	156-59-2	
trans-1,2-Dichloroethene	ND	ug/L	0.50	1		08/26/20 23:49	156-60-5	
1,2-Dichloropropane	ND	ug/L	0.50	1		08/26/20 23:49	78-87-5	
1,3-Dichloropropane	ND	ug/L	0.50	1		08/26/20 23:49	142-28-9	
2,2-Dichloropropane	ND	ug/L	0.50	1		08/26/20 23:49	594-20-7	
1,1-Dichloropropene	ND	ug/L	0.50	1		08/26/20 23:49	563-58-6	
cis-1,3-Dichloropropene	ND	ug/L	0.50	1		08/26/20 23:49	10061-01-5	
trans-1,3-Dichloropropene	ND	ug/L	0.50	1		08/26/20 23:49	10061-02-6	
Diisopropyl ether	ND	ug/L	0.50	1		08/26/20 23:49	108-20-3	
Ethylbenzene	ND	ug/L	0.50	1		08/26/20 23:49	100-41-4	
Hexachloro-1,3-butadiene	ND	ug/L	2.0	1		08/26/20 23:49	87-68-3	
Isopropylbenzene (Cumene)	ND	ug/L	0.50	1		08/26/20 23:49	98-82-8	
Methylene Chloride	ND	ug/L	2.0	1		08/26/20 23:49	75-09-2	
Methyl-tert-butyl ether	ND	ug/L	0.50	1		08/26/20 23:49	1634-04-4	
Naphthalene	ND	ug/L	2.0	1		08/26/20 23:49	91-20-3	

REPORT OF LABORATORY ANALYSIS

This report shall not be reproduced, except in full,
without the written consent of Pace Analytical Services, LLC.

Pace Analytical Services, LLC
9800 Kincey Ave. Suite 100
Huntersville, NC 28078
(704)875-9092

ANALYTICAL RESULTS

Project: 2021-L1-2448 (8/26)
Pace Project No.: 92492686

Sample: Field_Blank **Lab ID: 92492686002** Collected: 08/26/20 16:45 Received: 08/26/20 17:37 Matrix: Water

Parameters	Results	Units	Report Limit	DF	Prepared	Analyzed	CAS No.	Qual
6200B MSV	Analytical Method: SM 6200B Pace Analytical Services - Charlotte							
n-Propylbenzene	ND	ug/L	0.50	1		08/26/20 23:49	103-65-1	
Styrene	ND	ug/L	0.50	1		08/26/20 23:49	100-42-5	
1,1,1,2-Tetrachloroethane	ND	ug/L	0.50	1		08/26/20 23:49	630-20-6	
1,1,2,2-Tetrachloroethane	ND	ug/L	0.50	1		08/26/20 23:49	79-34-5	
Tetrachloroethene	ND	ug/L	0.50	1		08/26/20 23:49	127-18-4	
Toluene	ND	ug/L	0.50	1		08/26/20 23:49	108-88-3	
1,2,3-Trichlorobenzene	ND	ug/L	2.0	1		08/26/20 23:49	87-61-6	
1,2,4-Trichlorobenzene	ND	ug/L	2.0	1		08/26/20 23:49	120-82-1	
1,1,1-Trichloroethane	ND	ug/L	0.50	1		08/26/20 23:49	71-55-6	
1,1,2-Trichloroethane	ND	ug/L	0.50	1		08/26/20 23:49	79-00-5	
Trichloroethene	ND	ug/L	0.50	1		08/26/20 23:49	79-01-6	
Trichlorofluoromethane	ND	ug/L	1.0	1		08/26/20 23:49	75-69-4	
1,2,3-Trichloropropane	ND	ug/L	0.50	1		08/26/20 23:49	96-18-4	
1,2,4-Trimethylbenzene	ND	ug/L	0.50	1		08/26/20 23:49	95-63-6	
1,3,5-Trimethylbenzene	ND	ug/L	0.50	1		08/26/20 23:49	108-67-8	
Vinyl chloride	ND	ug/L	1.0	1		08/26/20 23:49	75-01-4	
m&p-Xylene	ND	ug/L	1.0	1		08/26/20 23:49	179601-23-1	
o-Xylene	ND	ug/L	0.50	1		08/26/20 23:49	95-47-6	
Surrogates								
1,2-Dichloroethane-d4 (S)	96	%	70-130	1		08/26/20 23:49	17060-07-0	
4-Bromofluorobenzene (S)	101	%	70-130	1		08/26/20 23:49	460-00-4	
Toluene-d8 (S)	104	%	70-130	1		08/26/20 23:49	2037-26-5	

REPORT OF LABORATORY ANALYSIS

This report shall not be reproduced, except in full,
without the written consent of Pace Analytical Services, LLC.

Pace Analytical Services, LLC
9800 Kincey Ave. Suite 100
Huntersville, NC 28078
(704)875-9092

QUALITY CONTROL DATA

Project: 2021-L1-2448 (8/26)
Pace Project No.: 92492686

QC Batch: 562641
QC Batch Method: EPA 3010A
Analysis Method: EPA 6010D
Analysis Description: 6010 MET
Laboratory: Pace Analytical Services - Asheville
Associated Lab Samples: 92492686001, 92492686002

METHOD BLANK: 2984018 Matrix: Water
Associated Lab Samples: 92492686001, 92492686002

Parameter	Units	Blank Result	Reporting Limit	Analyzed	Qualifiers
Lead	ug/L	ND	5.0	08/27/20 09:00	

LABORATORY CONTROL SAMPLE: 2984019

Parameter	Units	Spike Conc.	LCS Result	LCS % Rec	% Rec Limits	Qualifiers
Lead	ug/L	500	508	102	80-120	

MATRIX SPIKE & MATRIX SPIKE DUPLICATE: 2984020 2984021

Parameter	Units	92492460001 Result	MS Spike Conc.	MSD Spike Conc.	MS Result	MSD Result	MS % Rec	MSD % Rec	% Rec Limits	RPD	Qual
Lead	ug/L	ND	500	500	487	490	97	98	75-125	1	

Results presented on this page are in the units indicated by the "Units" column except where an alternate unit is presented to the right of the result.

REPORT OF LABORATORY ANALYSIS

This report shall not be reproduced, except in full,
without the written consent of Pace Analytical Services, LLC.

Pace Analytical Services, LLC
9800 Kincey Ave. Suite 100
Huntersville, NC 28078
(704)875-9092

QUALITY CONTROL DATA

Project: 2021-L1-2448 (8/26)
Pace Project No.: 92492686

QC Batch: 562627
QC Batch Method: SM 6200B
Analysis Method: SM 6200B
Analysis Description: 6200B MSV
Laboratory: Pace Analytical Services - Charlotte
Associated Lab Samples: 92492686001, 92492686002

METHOD BLANK: 2983977
Matrix: Water
Associated Lab Samples: 92492686001, 92492686002

Parameter	Units	Blank Result	Reporting Limit	Analyzed	Qualifiers
1,1,1,2-Tetrachloroethane	ug/L	ND	0.50	08/26/20 14:47	
1,1,1-Trichloroethane	ug/L	ND	0.50	08/26/20 14:47	
1,1,2,2-Tetrachloroethane	ug/L	ND	0.50	08/26/20 14:47	
1,1,2-Trichloroethane	ug/L	ND	0.50	08/26/20 14:47	
1,1-Dichloroethane	ug/L	ND	0.50	08/26/20 14:47	
1,1-Dichloroethene	ug/L	ND	0.50	08/26/20 14:47	
1,1-Dichloropropene	ug/L	ND	0.50	08/26/20 14:47	
1,2,3-Trichlorobenzene	ug/L	ND	2.0	08/26/20 14:47	
1,2,3-Trichloropropane	ug/L	ND	0.50	08/26/20 14:47	
1,2,4-Trichlorobenzene	ug/L	ND	2.0	08/26/20 14:47	
1,2,4-Trimethylbenzene	ug/L	ND	0.50	08/26/20 14:47	
1,2-Dibromo-3-chloropropane	ug/L	ND	1.0	08/26/20 14:47	
1,2-Dibromoethane (EDB)	ug/L	ND	0.50	08/26/20 14:47	
1,2-Dichlorobenzene	ug/L	ND	0.50	08/26/20 14:47	
1,2-Dichloroethane	ug/L	ND	0.50	08/26/20 14:47	
1,2-Dichloropropane	ug/L	ND	0.50	08/26/20 14:47	
1,3,5-Trimethylbenzene	ug/L	ND	0.50	08/26/20 14:47	
1,3-Dichlorobenzene	ug/L	ND	0.50	08/26/20 14:47	
1,3-Dichloropropane	ug/L	ND	0.50	08/26/20 14:47	
1,4-Dichlorobenzene	ug/L	ND	0.50	08/26/20 14:47	
2,2-Dichloropropane	ug/L	ND	0.50	08/26/20 14:47	
2-Chlorotoluene	ug/L	ND	0.50	08/26/20 14:47	
4-Chlorotoluene	ug/L	ND	0.50	08/26/20 14:47	
Benzene	ug/L	ND	0.50	08/26/20 14:47	
Bromobenzene	ug/L	ND	0.50	08/26/20 14:47	
Bromochloromethane	ug/L	ND	0.50	08/26/20 14:47	
Bromodichloromethane	ug/L	ND	0.50	08/26/20 14:47	
Bromoform	ug/L	ND	0.50	08/26/20 14:47	
Bromomethane	ug/L	ND	5.0	08/26/20 14:47	
Carbon tetrachloride	ug/L	ND	0.50	08/26/20 14:47	
Chlorobenzene	ug/L	ND	0.50	08/26/20 14:47	
Chloroethane	ug/L	ND	1.0	08/26/20 14:47	
Chloroform	ug/L	ND	0.50	08/26/20 14:47	
Chloromethane	ug/L	ND	1.0	08/26/20 14:47	
cis-1,2-Dichloroethene	ug/L	ND	0.50	08/26/20 14:47	
cis-1,3-Dichloropropene	ug/L	ND	0.50	08/26/20 14:47	
Dibromochloromethane	ug/L	ND	0.50	08/26/20 14:47	
Dibromomethane	ug/L	ND	0.50	08/26/20 14:47	
Dichlorodifluoromethane	ug/L	ND	0.50	08/26/20 14:47	
Diisopropyl ether	ug/L	ND	0.50	08/26/20 14:47	

Results presented on this page are in the units indicated by the "Units" column except where an alternate unit is presented to the right of the result.

REPORT OF LABORATORY ANALYSIS

This report shall not be reproduced, except in full,
without the written consent of Pace Analytical Services, LLC.

Pace Analytical Services, LLC
9800 Kincey Ave. Suite 100
Huntersville, NC 28078
(704)875-9092

QUALITY CONTROL DATA

Project: 2021-L1-2448 (8/26)
Pace Project No.: 92492686

METHOD BLANK: 2983977 Matrix: Water
Associated Lab Samples: 92492686001, 92492686002

Parameter	Units	Blank Result	Reporting Limit	Analyzed	Qualifiers
Ethylbenzene	ug/L	ND	0.50	08/26/20 14:47	
Hexachloro-1,3-butadiene	ug/L	ND	2.0	08/26/20 14:47	
Isopropylbenzene (Cumene)	ug/L	ND	0.50	08/26/20 14:47	
m&p-Xylene	ug/L	ND	1.0	08/26/20 14:47	
Methyl-tert-butyl ether	ug/L	ND	0.50	08/26/20 14:47	
Methylene Chloride	ug/L	ND	2.0	08/26/20 14:47	
n-Butylbenzene	ug/L	ND	0.50	08/26/20 14:47	
n-Propylbenzene	ug/L	ND	0.50	08/26/20 14:47	
Naphthalene	ug/L	ND	2.0	08/26/20 14:47	
o-Xylene	ug/L	ND	0.50	08/26/20 14:47	
sec-Butylbenzene	ug/L	ND	0.50	08/26/20 14:47	
Styrene	ug/L	ND	0.50	08/26/20 14:47	
tert-Butylbenzene	ug/L	ND	0.50	08/26/20 14:47	
Tetrachloroethene	ug/L	ND	0.50	08/26/20 14:47	
Toluene	ug/L	ND	0.50	08/26/20 14:47	
trans-1,2-Dichloroethene	ug/L	ND	0.50	08/26/20 14:47	
trans-1,3-Dichloropropene	ug/L	ND	0.50	08/26/20 14:47	
Trichloroethene	ug/L	ND	0.50	08/26/20 14:47	
Trichlorofluoromethane	ug/L	ND	1.0	08/26/20 14:47	
Vinyl chloride	ug/L	ND	1.0	08/26/20 14:47	
1,2-Dichloroethane-d4 (S)	%	95	70-130	08/26/20 14:47	
4-Bromofluorobenzene (S)	%	100	70-130	08/26/20 14:47	
Toluene-d8 (S)	%	102	70-130	08/26/20 14:47	

LABORATORY CONTROL SAMPLE: 2983978

Parameter	Units	Spike Conc.	LCS Result	LCS % Rec	% Rec Limits	Qualifiers
1,1,1,2-Tetrachloroethane	ug/L	50	54.4	109	60-140	
1,1,1-Trichloroethane	ug/L	50	56.0	112	60-140	
1,1,2,2-Tetrachloroethane	ug/L	50	51.7	103	60-140	
1,1,2-Trichloroethane	ug/L	50	53.3	107	60-140	
1,1-Dichloroethane	ug/L	50	52.9	106	60-140	
1,1-Dichloroethene	ug/L	50	54.3	109	60-140	
1,1-Dichloropropene	ug/L	50	49.5	99	60-140	
1,2,3-Trichlorobenzene	ug/L	50	51.3	103	60-140	
1,2,3-Trichloropropane	ug/L	50	53.4	107	60-140	
1,2,4-Trichlorobenzene	ug/L	50	52.6	105	60-140	
1,2,4-Trimethylbenzene	ug/L	50	52.3	105	60-140	
1,2-Dibromo-3-chloropropane	ug/L	50	53.7	107	60-140	
1,2-Dibromoethane (EDB)	ug/L	50	54.2	108	60-140	
1,2-Dichlorobenzene	ug/L	50	50.3	101	60-140	
1,2-Dichloroethane	ug/L	50	47.6	95	60-140	
1,2-Dichloropropane	ug/L	50	54.3	109	60-140	
1,3,5-Trimethylbenzene	ug/L	50	53.0	106	60-140	

Results presented on this page are in the units indicated by the "Units" column except where an alternate unit is presented to the right of the result.

REPORT OF LABORATORY ANALYSIS

This report shall not be reproduced, except in full,
without the written consent of Pace Analytical Services, LLC.

Pace Analytical Services, LLC
9800 Kincey Ave. Suite 100
Huntersville, NC 28078
(704)875-9092

QUALITY CONTROL DATA

Project: 2021-L1-2448 (8/26)
Pace Project No.: 92492686

LABORATORY CONTROL SAMPLE: 2983978

Parameter	Units	Spike Conc.	LCS Result	LCS % Rec	% Rec Limits	Qualifiers
1,3-Dichlorobenzene	ug/L	50	50.6	101	60-140	
1,3-Dichloropropane	ug/L	50	53.9	108	60-140	
1,4-Dichlorobenzene	ug/L	50	50.1	100	60-140	
2,2-Dichloropropane	ug/L	50	58.4	117	60-140	
2-Chlorotoluene	ug/L	50	50.8	102	60-140	
4-Chlorotoluene	ug/L	50	49.0	98	60-140	
Benzene	ug/L	50	52.6	105	60-140	
Bromobenzene	ug/L	50	48.7	97	60-140	
Bromochloromethane	ug/L	50	53.1	106	60-140	
Bromodichloromethane	ug/L	50	47.8	96	60-140	
Bromoform	ug/L	50	53.7	107	60-140	
Bromomethane	ug/L	50	50.8	102	60-140	
Carbon tetrachloride	ug/L	50	53.4	107	60-140	
Chlorobenzene	ug/L	50	49.3	99	60-140	
Chloroethane	ug/L	50	38.6	77	60-140	
Chloroform	ug/L	50	50.4	101	60-140	
Chloromethane	ug/L	50	43.1	86	60-140	
cis-1,2-Dichloroethene	ug/L	50	51.7	103	60-140	
cis-1,3-Dichloropropene	ug/L	50	60.6	121	60-140	
Dibromochloromethane	ug/L	50	54.5	109	60-140	
Dibromomethane	ug/L	50	49.2	98	60-140	
Dichlorodifluoromethane	ug/L	50	39.2	78	60-140	
Diisopropyl ether	ug/L	50	51.3	103	60-140	
Ethylbenzene	ug/L	50	49.0	98	60-140	
Hexachloro-1,3-butadiene	ug/L	50	52.0	104	60-140	
Isopropylbenzene (Cumene)	ug/L	50	48.6	97	60-140	
m&p-Xylene	ug/L	100	95.9	96	60-140	
Methyl-tert-butyl ether	ug/L	50	46.4	93	60-140	
Methylene Chloride	ug/L	50	48.9	98	60-140	
n-Butylbenzene	ug/L	50	51.6	103	60-140	
n-Propylbenzene	ug/L	50	50.4	101	60-140	
Naphthalene	ug/L	50	51.3	103	60-140	
o-Xylene	ug/L	50	48.1	96	60-140	
sec-Butylbenzene	ug/L	50	50.4	101	60-140	
Styrene	ug/L	50	51.0	102	60-140	
tert-Butylbenzene	ug/L	50	44.2	88	60-140	
Tetrachloroethene	ug/L	50	51.4	103	60-140	
Toluene	ug/L	50	47.6	95	60-140	
trans-1,2-Dichloroethene	ug/L	50	57.9	116	60-140	
trans-1,3-Dichloropropene	ug/L	50	55.3	111	60-140	
Trichloroethene	ug/L	50	56.1	112	60-140	
Trichlorofluoromethane	ug/L	50	39.1	78	60-140	
Vinyl chloride	ug/L	50	41.0	82	60-140	
1,2-Dichloroethane-d4 (S)	%			99	70-130	
4-Bromofluorobenzene (S)	%			96	70-130	
Toluene-d8 (S)	%			96	70-130	

Results presented on this page are in the units indicated by the "Units" column except where an alternate unit is presented to the right of the result.

REPORT OF LABORATORY ANALYSIS

This report shall not be reproduced, except in full,
without the written consent of Pace Analytical Services, LLC.

Pace Analytical Services, LLC
9800 Kincey Ave. Suite 100
Huntersville, NC 28078
(704)875-9092

QUALITY CONTROL DATA

Project: 2021-L1-2448 (8/26)
Pace Project No.: 92492686

MATRIX SPIKE & MATRIX SPIKE DUPLICATE: 2983979 2983980

Parameter	Units	92492688001 Result	MS Spike Conc.	MSD Spike Conc.	MS Result	MSD Result	MS % Rec	MSD % Rec	% Rec Limits	RPD	Qual
1,1,1,2-Tetrachloroethane	ug/L	ND	20	20	22.8	24.9	114	124	60-140	9	
1,1,1-Trichloroethane	ug/L	ND	20	20	25.9	28.1	130	141	60-140	8	M1
1,1,2,2-Tetrachloroethane	ug/L	ND	20	20	21.6	23.3	108	117	60-140	8	
1,1,2-Trichloroethane	ug/L	ND	20	20	22.4	23.7	112	119	60-140	6	
1,1-Dichloroethane	ug/L	ND	20	20	24.0	25.6	120	128	60-140	6	
1,1-Dichloroethene	ug/L	ND	20	20	26.2	28.1	131	140	60-140	7	
1,1-Dichloropropene	ug/L	ND	20	20	22.0	23.9	110	120	60-140	8	
1,2,3-Trichlorobenzene	ug/L	ND	20	20	22.3	23.2	111	116	60-140	4	
1,2,3-Trichloropropane	ug/L	ND	20	20	20.4	21.6	102	108	60-140	5	
1,2,4-Trichlorobenzene	ug/L	ND	20	20	22.6	23.8	113	119	60-140	5	
1,2,4-Trimethylbenzene	ug/L	ND	20	20	22.6	23.8	113	119	60-140	5	
1,2-Dibromo-3-chloropropane	ug/L	ND	20	20	21.1	23.1	106	115	60-140	9	
1,2-Dibromoethane (EDB)	ug/L	ND	20	20	23.0	24.4	115	122	60-140	6	
1,2-Dichlorobenzene	ug/L	ND	20	20	22.3	23.8	112	119	60-140	7	
1,2-Dichloroethane	ug/L	ND	20	20	21.5	23.8	107	119	60-140	10	
1,2-Dichloropropane	ug/L	ND	20	20	23.9	25.1	120	126	60-140	5	
1,3,5-Trimethylbenzene	ug/L	ND	20	20	23.1	24.3	115	121	60-140	5	
1,3-Dichlorobenzene	ug/L	ND	20	20	22.8	23.9	114	119	60-140	5	
1,3-Dichloropropane	ug/L	ND	20	20	22.3	24.6	111	123	60-140	10	
1,4-Dichlorobenzene	ug/L	ND	20	20	22.6	24.2	113	121	60-140	7	
2,2-Dichloropropane	ug/L	ND	20	20	27.1	28.6	135	143	60-140	6	M1
2-Chlorotoluene	ug/L	ND	20	20	22.9	24.5	114	123	60-140	7	
4-Chlorotoluene	ug/L	ND	20	20	22.3	23.7	111	118	60-140	6	
Benzene	ug/L	ND	20	20	23.1	25.3	116	126	60-140	9	
Bromobenzene	ug/L	ND	20	20	21.9	23.0	109	115	60-140	5	
Bromochloromethane	ug/L	ND	20	20	23.4	25.4	117	127	60-140	8	
Bromodichloromethane	ug/L	ND	20	20	21.6	23.4	108	117	60-140	8	
Bromoform	ug/L	ND	20	20	21.6	24.5	108	122	60-140	12	
Bromomethane	ug/L	ND	20	20	17.1	21.9	85	109	60-140	25	
Carbon tetrachloride	ug/L	ND	20	20	26.0	28.3	130	142	60-140	8	M1
Chlorobenzene	ug/L	ND	20	20	22.2	24.0	111	120	60-140	8	
Chloroethane	ug/L	ND	20	20	21.3	22.6	107	113	60-140	6	
Chloroform	ug/L	ND	20	20	23.5	25.3	117	126	60-140	7	
Chloromethane	ug/L	ND	20	20	19.3	20.8	96	104	60-140	8	
cis-1,2-Dichloroethene	ug/L	ND	20	20	23.6	25.8	118	129	60-140	9	
cis-1,3-Dichloropropene	ug/L	ND	20	20	24.9	26.5	124	133	60-140	6	
Dibromochloromethane	ug/L	ND	20	20	22.6	24.4	113	122	60-140	8	
Dibromomethane	ug/L	ND	20	20	22.4	24.0	112	120	60-140	7	
Dichlorodifluoromethane	ug/L	ND	20	20	19.6	20.3	98	101	60-140	3	
Diisopropyl ether	ug/L	ND	20	20	20.9	22.8	105	114	60-140	8	
Ethylbenzene	ug/L	ND	20	20	22.4	24.4	112	122	60-140	8	
Hexachloro-1,3-butadiene	ug/L	ND	20	20	24.3	26.0	121	130	60-140	7	
Isopropylbenzene (Cumene)	ug/L	ND	20	20	22.9	24.7	114	123	60-140	8	
m&p-Xylene	ug/L	ND	40	40	45.7	49.2	114	123	60-140	7	
Methyl-tert-butyl ether	ug/L	ND	20	20	18.6	19.8	93	99	60-140	6	
Methylene Chloride	ug/L	ND	20	20	22.5	24.2	112	121	60-140	8	

Results presented on this page are in the units indicated by the "Units" column except where an alternate unit is presented to the right of the result.

REPORT OF LABORATORY ANALYSIS

This report shall not be reproduced, except in full,
without the written consent of Pace Analytical Services, LLC.

Pace Analytical Services, LLC
9800 Kincey Ave. Suite 100
Huntersville, NC 28078
(704)875-9092

QUALITY CONTROL DATA

Project: 2021-L1-2448 (8/26)
Pace Project No.: 92492686

MATRIX SPIKE & MATRIX SPIKE DUPLICATE: 2983979 2983980

Parameter	Units	92492688001 Result	MS Spike Conc.	MSD Spike Conc.	MS Result	MSD Result	MS % Rec	MSD % Rec	% Rec Limits	RPD	Qual
n-Butylbenzene	ug/L	ND	20	20	22.8	24.1	114	120	60-140	5	
n-Propylbenzene	ug/L	ND	20	20	22.8	23.9	114	119	60-140	4	
Naphthalene	ug/L	ND	20	20	21.8	22.8	109	114	60-140	5	
o-Xylene	ug/L	ND	20	20	22.3	23.9	111	120	60-140	7	
sec-Butylbenzene	ug/L	ND	20	20	22.8	24.0	114	120	60-140	5	
Styrene	ug/L	ND	20	20	22.9	24.8	115	124	60-140	8	
tert-Butylbenzene	ug/L	ND	20	20	20.0	21.3	100	107	60-140	6	
Tetrachloroethene	ug/L	ND	20	20	22.7	24.4	114	122	60-140	7	
Toluene	ug/L	ND	20	20	21.9	23.5	110	117	60-140	7	
trans-1,2-Dichloroethene	ug/L	ND	20	20	24.8	27.6	124	138	60-140	11	
trans-1,3-Dichloropropene	ug/L	ND	20	20	23.3	24.6	116	123	60-140	6	
Trichloroethene	ug/L	ND	20	20	25.1	26.8	125	134	60-140	7	
Trichlorofluoromethane	ug/L	ND	20	20	22.8	24.2	114	121	60-140	6	
Vinyl chloride	ug/L	ND	20	20	19.2	20.6	96	103	60-140	7	
1,2-Dichloroethane-d4 (S)	%						103	107	70-130		
4-Bromofluorobenzene (S)	%						99	99	70-130		
Toluene-d8 (S)	%						99	97	70-130		

Results presented on this page are in the units indicated by the "Units" column except where an alternate unit is presented to the right of the result.

REPORT OF LABORATORY ANALYSIS

This report shall not be reproduced, except in full,
without the written consent of Pace Analytical Services, LLC.

Pace Analytical Services, LLC
9800 Kincey Ave. Suite 100
Huntersville, NC 28078
(704)875-9092

QUALIFIERS

Project: 2021-L1-2448 (8/26)
Pace Project No.: 92492686

DEFINITIONS

DF - Dilution Factor, if reported, represents the factor applied to the reported data due to dilution of the sample aliquot.

ND - Not Detected at or above adjusted reporting limit.

TNTC - Too Numerous To Count

J - Estimated concentration above the adjusted method detection limit and below the adjusted reporting limit.

MDL - Adjusted Method Detection Limit.

PQL - Practical Quantitation Limit.

RL - Reporting Limit - The lowest concentration value that meets project requirements for quantitative data with known precision and bias for a specific analyte in a specific matrix.

S - Surrogate

1,2-Diphenylhydrazine decomposes to and cannot be separated from Azobenzene using Method 8270. The result for each analyte is a combined concentration.

Consistent with EPA guidelines, unrounded data are displayed and have been used to calculate % recovery and RPD values.

LCS(D) - Laboratory Control Sample (Duplicate)

MS(D) - Matrix Spike (Duplicate)

DUP - Sample Duplicate

RPD - Relative Percent Difference

NC - Not Calculable.

SG - Silica Gel - Clean-Up

U - Indicates the compound was analyzed for, but not detected.

Acid preservation may not be appropriate for 2 Chloroethylvinyl ether.

A separate vial preserved to a pH of 4-5 is recommended in SW846 Chapter 4 for the analysis of Acrolein and Acrylonitrile by EPA Method 8260.

N-Nitrosodiphenylamine decomposes and cannot be separated from Diphenylamine using Method 8270. The result reported for each analyte is a combined concentration.

Pace Analytical is TNI accredited. Contact your Pace PM for the current list of accredited analytes.

TNI - The NELAC Institute.

ANALYTE QUALIFIERS

M1 Matrix spike recovery exceeded QC limits. Batch accepted based on laboratory control sample (LCS) recovery.

This report shall not be reproduced, except in full,
without the written consent of Pace Analytical Services, LLC.

Pace Analytical Services, LLC
9800 Kincey Ave. Suite 100
Huntersville, NC 28078
(704)875-9092

QUALITY CONTROL DATA CROSS REFERENCE TABLE

Project: 2021-L1-2448 (8/26)
Pace Project No.: 92492686

Lab ID	Sample ID	QC Batch Method	QC Batch	Analytical Method	Analytical Batch
92492686001	**FD1_08262020**	EPA 3010A	562641	EPA 6010D	562665
92492686002	**Field_Blank**	EPA 3010A	562641	EPA 6010D	562665
92492686001	**FD1_08262020**	SM 6200B	562627		
92492686002	**Field_Blank**	SM 6200B	562627		

This report shall not be reproduced, except in full,
without the written consent of Pace Analytical Services, LLC.

Pace Analytical

CHAIN-OF-CUSTODY Analytical Request Document

Chain-of-Custody is a LEGAL DOCUMENT - Complete all relevent fields

LAB USE ONLY- Aff

ALL S

WO# : 92492686

92492686

Company: Apex Companies LLC

Address:

Billing Information:

Report To: Andrew Street

Email To: Andrew Street / Emily Little

Copy To:

Site Collection Info/Address: Huntersville-Concord & Loch Raven

Customer Project Name/Number: 2020-L1-2448

State: / County/City: Time Zone Collected: [ ] PT [ ] MT [ ] CT [ ] ET

Phone:
Email:

Site/Facility ID #:

Compliance Monitoring? [ ] Yes [ ] No

Collected By (print):

Purchase Order #:
Quote #:

DW PWS ID #:
DW Location Code:

Collected By (signature):

Turnaround Date Required:

Immediately Packed on Ice: [ ] Yes [ ] No

Sample Disposal:
[ ] Dispose as appropriate [ ] Return
[ ] Archive: _____
[ ] Hold: _____

Rush: [ ] Same Day [ ] Next Day [ ] 2 Day [ ] 3 Day [ ] 4 Day [ ] 5 Day (Expedite Charges Apply)

Field Filtered (if applicable): [ ] Yes [ ] No
Analysis: _____

Container Preservative Type **

Lab Project Manager:

** Preservative Types: (1) nitric acid, (2) sulfuric acid, (3) hydrochloric acid, (4) sodium hydroxide, (5) zinc acetate, (6) methanol, (7) sodium bisulfate, (8) sodium thiosulfate, (9) hexane, (A) ascorbic acid, (B) ammonium sulfate, (C) ammonium hydroxide, (D) TSP, (U) Unpreserved, (O) Other _____

Analyses

Lab Profile/Line:

Lab Sample Receipt Checklist:

Custody Seals Present/Intact Y N NA
Custody Signatures Present Y N NA
Collector Signature Present Y N NA
Bottles Intact Y N NA
Correct Bottles Y N NA
Sufficient Volume Y N NA
Samples Received on Ice Y N NA
VOA - Headspace Acceptable Y N NA
USDA Regulated Soils Y N NA
Samples in Holding Time Y N NA
Residual Chlorine Present Y N NA
Cl Strips: _____
Sample pH Acceptable Y N NA 8/26/20
pH Strips: _____
Sulfide Present Y N NA
Lead Acetate Strips: _____

LAB USE ONLY:
Lab Sample # / Comments:

92492686

* Matrix Codes (Insert in Matrix box below): Drinking Water (DW), Ground Water (GW), Wastewater (WW), Product (P), Soil/Solid (SL), Oil (OL), Wipe (WP), Air (AR), Tissue (TS), Bioassay (B), Vapor (V), Other (OT)

Customer Sample ID	Matrix *	Comp / Grab	Collected (or Composite Start) Date	Collected (or Composite Start) Time	Composite End Date	Composite End Time	Res Cl	# of Ctns	SM 6200B VOCs	Lead	MADEP VPH								Lab Sample # / Comments
FD1_08262020	DW	G			8-26-20	1645		8	X	X	X								001
Field Blank	DW	G			8-26-20	1645		8	X	X	X								002
Trip Blank	DW	G			8-26-20	1645			X		X								

Customer Remarks / Special Conditions / Possible Hazards:

Type of Ice Used: Wet Blue Dry None

Packing Material Used: BBAG

Radchem sample(s) screened (<500 cpm): Y N NA

SHORT HOLDS PRESENT (<72 hours): Y N N/A

Lab Tracking #: 2538854

Samples received via: FEDEX UPS Client Courier Pace Courier

Lab Sample Temperature Info:
Temp Blank Received: Y N NA
Therm ID#: 927061
Cooler 1 Temp Upon Receipt: .04 oC
Cooler 1 Therm Corr. Factor: 0 oC
Cooler 1 Corrected Temp: .04 oC
Comments:

Relinquished by/Company: (Signature)	Date/Time:	Received by/Company: (Signature)	Date/Time:
[signature]	8-26-2020 1737	MDG Pace HVL	8/26/20 17:37
Relinquished by/Company: (Signature)	Date/Time:	Received by/Company: (Signature)	Date/Time:
Relinquished by/Company: (Signature)	Date/Time:	Received by/Company: (Signature)	Date/Time:

MTJL LAB USE ONLY
Table #:
Acctnum:
Template:
Prelogin:
PM:
PB:

Trip Blank Received: Y N NA
HCL MeOH TSP Other

Non Conformance(s): YES / NO

Page: _____ of: _____

Pace Analytical
www.pacelabs.com

Sample Receiving Non-Conformance Form (NCF)

Date: 8/26/20	Evaluated by: MD
Client: APEX	

A: WO#: 92492686 ce
PM: AMB Due Date: 08/27/20 r
CLIENT: 92-APEX MOOR

1. If Chain-of-Custody (COC) is not received: contact client and if necessary, fill out a COC and indicate that it was filled out by lab personnel. Note issues on this NCF.

2. If COC is incomplete, check applicable issues below and add details where appropriate:

	Collection date/time missing or incorrect		Analyses or analytes: missing or clarification needed		Samples listed on COC do not match samples received (missing, additional, etc.)
	Sample IDs on COC do not match sample labels		Required trip blanks were not received		Required signatures are missing

Comments/Details/Other Issues not listed above:
Trip blank not received

3. Sample integrity issues: check applicable issues below and add details where appropriate:

	Samples: Past holding time		Samples: Condition needs to be brought to lab personnel's attention (details below)		Preservation: Improper
	Samples: Not field filtered		Containers: Broken or compromised		Temperature: not within acceptance criteria (typically 0-6C)
	Samples: Insufficient volume received		Containers: Incorrect		Temperature: Samples arrived frozen
	Samples: Cooler damaged or compromised		Custody Seals: Missing or compromised on samples, trip blanks or coolers		Vials received with improper headspace
	Samples: contain chlorine or sulfides		Packing Material: Insufficient/Improper		Other:

Comments/Details:

4. If Samples not preserved properly and Sample Receiving adjusts pH, add details below:

Sample ID:	Date/Time:	Amount/type pres added:
Preserved by:	Initial and Final pH:	Lot # of pres added:
Sample ID:	Date/Time:	Amount/type pres added:
Preserved by:	Initial and Final pH:	Lot # of pres added:
Sample ID:	Date/Time:	Amount/type pres added:
Preserved by:	Initial and Final pH:	Lot # of pres added:

5. Client Contact: If client is contacted for any issue listed above, fill in details below:

Client: Colonial / Apex	Contacted per: email	
PM Initials: AMB	Date/Time: 8/26 AMB 8/27/2020 @ 0837	

Client Comments/Instructions:
Let them know a trip Blank was not received

Report of Analysis

Pace Analytical Services, Inc.
9800 Kincey Avenue
Suite 100
Huntersville, NC 28078
Attention: Angela M. Baioni

Project Name: 2021-L1-2448

Project Number: 92492686

Lot Number:**VH27015**

Date Completed:08/27/2020

08/27/2020 7:10 PM
Approved and released by:
Project Manager II: **Cathy S. Dover**

The electronic signature above is the equivalent of a handwritten signature.
This report shall not be reproduced, except in its entirety, without the written approval of Pace Analytical Services, LLC.

Case Narrative
Pace Analytical Services, Inc.
Lot Number: VH27015

This Report of Analysis contains the analytical result(s) for the sample(s) listed on the Sample Summary following this Case Narrative. The sample receiving date is documented in the header information associated with each sample.

All results listed in this report relate only to the samples that are contained within this report.

Sample receipt, sample analysis, and data review have been performed in accordance with the most current approved NELAC standards, the Pace Analytical Services, LLC ("Pace") Quality Assurance Management Plan (QAMP), standard operating procedures (SOPs), and Pace policies. Any exceptions to the NELAC standards, the QAMP, SOPs or policies are qualified on the results page or discussed below.

If you have any questions regarding this report please contact the Pace Project Manager listed on the cover page.

Sample Summary
Pace Analytical Services, Inc.
Lot Number: VH27015
Project Name: 2021-L1-2448
Project Number: 92492686

Sample Number	Sample ID	Matrix	Date Sampled	Date Received
001	FD1-08262020	Aqueous	08/26/2020 1645	08/27/2020
002	Field Blank	Aqueous	08/26/2020 1645	08/27/2020

(2 samples)

Detection Summary

Pace Analytical Services, Inc.

Lot Number: VH27015

Project Name: 2021-L1-2448

Project Number: 92492686

Sample	Sample ID	Matrix	Parameter	Method	Result	Q	Units	Page

(0 detections)

MADEP VPH (aliphatics)

Client: Pace Analytical Services, Inc.
Laboratory ID: VH27015-001
Description: FD1-08262020
Matrix: Aqueous
Date Sampled: 08/26/2020 1645
Project Name: 2021-L1-2448
Date Received: 08/27/2020
Project Number: 92492686

Run	Prep Method	Analytical Method	Dilution	Analysis Date	Analyst	Prep Date	Batch
1	VPH	MADEP-VPH-18-2.1	1	08/27/2020 1403	ECB		64921

Parameter	CAS Number	Analytical Method	Result	Q	LOQ	Units	Run
C5 - C8 Aliphatics		MADEP-VPH-18-	ND		75	ug/L	1
C9 - C12 Aliphatics		MADEP-VPH-18-	ND		75	ug/L	1

Surrogate	Q	Run 1 % Recovery	Acceptance Limits
2,5-Dibromotoluene (FID)		96	70-130

LOQ = Limit of Quantitation
ND = Not detected at or above the LOQ
H = Out of holding time
B = Detected in the method blank
N = Recovery is out of criteria
W = Reported on wet weight basis
E = Quantitation of compound exceeded the calibration range
P = The RPD between two GC columns exceeds 40%

Pace Analytical Services, LLC *(formerly Shealy Environmental Services, Inc.)*
106 Vantage Point Drive West Columbia, SC 29172 (803) 791-9700 Fax (803) 791-9111 www.pacelabs.com

MADEP VPH (aromatics)

Client: Pace Analytical Services, Inc. | Laboratory ID: VH27015-001

Description: FD1-08262020 | Matrix: Aqueous

Date Sampled: 08/26/2020 1645 | Project Name: 2021-L1-2448

Date Received: 08/27/2020 | Project Number: 92492686

Run	Prep Method	Analytical Method	Dilution	Analysis Date	Analyst	Prep Date	Batch
1	VPH	MADEP-VPH-18-2.1	1	08/27/2020 1403	ECB		64922

Parameter	CAS Number	Analytical Method	Result	Q	LOQ	Units	Run
C9 - C10 Aromatics		MADEP-VPH-18-	ND		25	ug/L	1

Surrogate	Q	Run 1 % Recovery	Acceptance Limits
2,5-Dibromotoluene (PID)		97	70-130

LOQ = Limit of Quantitation
ND = Not detected at or above the LOQ
H = Out of holding time
B = Detected in the method blank
N = Recovery is out of criteria
W = Reported on wet weight basis
E = Quantitation of compound exceeded the calibration range
P = The RPD between two GC columns exceeds 40%

Pace Analytical Services, LLC *(formerly Shealy Environmental Services, Inc.)*
106 Vantage Point Drive West Columbia, SC 29172 (803) 791-9700 Fax (803) 791-9111 www.pacelabs.com

MADEP VPH (aliphatics)

Client: Pace Analytical Services, Inc. | Laboratory ID: VH27015-002

Description: Field Blank | Matrix: Aqueous

Date Sampled: 08/26/2020 1645 | Project Name: 2021-L1-2448

Date Received: 08/27/2020 | Project Number: 92492686

Run	Prep Method	Analytical Method	Dilution	Analysis Date	Analyst	Prep Date	Batch
1	VPH	MADEP-VPH-18-2.1	1	08/27/2020 1432	ECB		64921

Parameter	CAS Number	Analytical Method	Result	Q	LOQ	Units	Run
C5 - C8 Aliphatics		MADEP-VPH-18-	ND		75	ug/L	1
C9 - C12 Aliphatics		MADEP-VPH-18-	ND		75	ug/L	1

Surrogate	Q	Run 1 % Recovery	Acceptance Limits
2,5-Dibromotoluene (FID)		100	70-130

LOQ = Limit of Quantitation
ND = Not detected at or above the LOQ
H = Out of holding time
B = Detected in the method blank
N = Recovery is out of criteria
W = Reported on wet weight basis
E = Quantitation of compound exceeded the calibration range
P = The RPD between two GC columns exceeds 40%

Pace Analytical Services, LLC *(formerly Shealy Environmental Services, Inc.)*
106 Vantage Point Drive West Columbia, SC 29172 (803) 791-9700 Fax (803) 791-9111 www.pacelabs.com

MADEP VPH (aromatics)

Client: Pace Analytical Services, Inc. | Laboratory ID: VH27015-002

Description: Field Blank | Matrix: Aqueous

Date Sampled: 08/26/2020 1645 | Project Name: 2021-L1-2448

Date Received: 08/27/2020 | Project Number: 92492686

Run	Prep Method	Analytical Method	Dilution	Analysis Date	Analyst	Prep Date	Batch
1	VPH	MADEP-VPH-18-2.1	1	08/27/2020 1432	ECB		64922

Parameter	CAS Number	Analytical Method	Result	Q	LOQ	Units	Run
C9 - C10 Aromatics		MADEP-VPH-18-	ND		25	ug/L	1

Surrogate	Q	Run 1 % Recovery	Acceptance Limits
2,5-Dibromotoluene (PID)		101	70-130

LOQ = Limit of Quantitation
ND = Not detected at or above the LOQ
H = Out of holding time
B = Detected in the method blank
N = Recovery is out of criteria
W = Reported on wet weight basis
E = Quantitation of compound exceeded the calibration range
P = The RPD between two GC columns exceeds 40%

Pace Analytical Services, LLC *(formerly Shealy Environmental Services, Inc.)*
106 Vantage Point Drive West Columbia, SC 29172 (803) 791-9700 Fax (803) 791-9111 www.pacelabs.com

QC Summary

MADEP VPH (aliphatics) - MB

Sample ID: VQ64921-001
Batch: 64921
Analytical Method: MADEP-VPH-18-2.1

Matrix: Aqueous
Prep Method: VPH

Parameter	Result	Q	Dil	LOQ	Units	Analysis Date
C5 - C8 Aliphatics	ND		1	75	ug/L	08/27/2020 1140
C9 - C12 Aliphatics	ND		1	75	ug/L	08/27/2020 1140

Surrogate	Q	% Rec	Acceptance Limit
2,5-Dibromotoluene (FID)		102	70-130

LOQ = Limit of Quantitation

ND = Not detected at or above the LOQ

N = Recovery is out of criteria

P = The RPD between two GC columns exceeds 40%

+ = RPD is out of criteria

Note: Calculations are performed before rounding to avoid round-off errors in calculated results

MADEP VPH (aliphatics) - LCS

Sample ID: VQ64921-002
Batch: 64921
Analytical Method: MADEP-VPH-18-2.1

Matrix: Aqueous
Prep Method: VPH

Parameter	Spike Amount (ug/L)	Result (ug/L)	Q	Dil	% Rec	% Rec Limit	Analysis Date
C5 - C8 Aliphatics	150	130		1	85	70-130	08/27/2020 1043
C9 - C12 Aliphatics	180	140		1	83	70-130	08/27/2020 1043

Surrogate	Q	% Rec	Acceptance Limit
2,5-Dibromotoluene (FID)		85	70-130

LOQ = Limit of Quantitation

ND = Not detected at or above the LOQ

N = Recovery is out of criteria

P = The RPD between two GC columns exceeds 40%

+ = RPD is out of criteria

Note: Calculations are performed before rounding to avoid round-off errors in calculated results

MADEP VPH (aliphatics) - LCSD

Sample ID: VQ64921-003
Batch: 64921
Analytical Method: MADEP-VPH-18-2.1

Matrix: Aqueous
Prep Method: VPH

Parameter	Spike Amount (ug/L)	Result (ug/L)	Q	Dil	% Rec	% RPD	% Rec Limit	% RPD Limit	Analysis Date
C5 - C8 Aliphatics	150	140		1	93	8.2	70-130	25	08/27/2020 1111
C9 - C12 Aliphatics	180	160		1	90	8.7	70-130	25	08/27/2020 1111

Surrogate	Q	% Rec	Acceptance Limit
2,5-Dibromotoluene (FID)		90	70-130

LOQ = Limit of Quantitation

ND = Not detected at or above the LOQ

N = Recovery is out of criteria

P = The RPD between two GC columns exceeds 40%

+ = RPD is out of criteria

Note: Calculations are performed before rounding to avoid round-off errors in calculated results

MADEP VPH (aromatics) - MB

Sample ID: VQ64922-001
Batch: 64922
Analytical Method: MADEP-VPH-18-2.1

Matrix: Aqueous
Prep Method: VPH

Parameter	Result	Q	Dil	LOQ	Units	Analysis Date
C9 - C10 Aromatics	ND		1	25	ug/L	08/27/2020 1140

Surrogate	Q	% Rec	Acceptance Limit
2,5-Dibromotoluene (PID)		102	70-130

LOQ = Limit of Quantitation

ND = Not detected at or above the LOQ

N = Recovery is out of criteria

P = The RPD between two GC columns exceeds 40%

+ = RPD is out of criteria

Note: Calculations are performed before rounding to avoid round-off errors in calculated results

MADEP VPH (aromatics) - LCS

Sample ID: VQ64922-002
Batch: 64922
Analytical Method: MADEP-VPH-18-2.1

Matrix: Aqueous
Prep Method: VPH

Parameter	Spike Amount (ug/L)	Result (ug/L)	Q	Dil	% Rec	% Rec Limit	Analysis Date
C9 - C10 Aromatics	25	22		1	86	70-130	08/27/2020 1043

Surrogate	Q	% Rec	Acceptance Limit
2,5-Dibromotoluene (PID)		85	70-130

LOQ = Limit of Quantitation

ND = Not detected at or above the LOQ

N = Recovery is out of criteria

P = The RPD between two GC columns exceeds 40%

+ = RPD is out of criteria

Note: Calculations are performed before rounding to avoid round-off errors in calculated results

MADEP VPH (aromatics) - LCSD

Sample ID: VQ64922-003
Batch: 64922
Analytical Method: MADEP-VPH-18-2.1

Matrix: Aqueous
Prep Method: VPH

Parameter	Spike Amount (ug/L)	Result (ug/L)	Q	Dil	% Rec	% RPD	% Rec Limit	% RPD Limit	Analysis Date
C9 - C10 Aromatics	25	24		1	94	8.4	70-130	25	08/27/2020 1111

Surrogate	Q	% Rec	Acceptance Limit
2,5-Dibromotoluene (PID)		91	70-130

LOQ = Limit of Quantitation

ND = Not detected at or above the LOQ

N = Recovery is out of criteria

P = The RPD between two GC columns exceeds 40%

+ = RPD is out of criteria

Note: Calculations are performed before rounding to avoid round-off errors in calculated results

Chain of Custody

and

Miscellaneous Documents

Internal Transfer Chain of Custody

Pace Analytical
www.pacelabs.com

☐ Samples Pre-Logged into eCOC.

State Of Origin: NC
Cert. Needed: ☐ Yes ☐ No
Owner Received Date: 8/26/2020 Results Requested By: 8/27/2020

Workorder: 92492686 Workorder 2021-L1-2448

Report To	Subcontract To
Angela Baioni Pace Analytical Charlotte 9800 Kincey Ave. Suite 100 Huntersville, NC 28078 Phone (704)875-9092	Pace Analytical West Columbia 106 Vantage Point Drive West Columbia, SC 29172 Phone (803)791-9700

Requested Analysis

VH27015

CSD

| Item | Sample ID | Sample Type | Collect Date/Time | Lab ID | Matrix | Preserved Containers: HCL | Subbed Lucck_Within PART WFE | VPH | | |

Shealy Environmental Services, Inc.
Document Number: ME0018C-14

Page 1 of 1
Effective Date: 8/2/2018

Sample Receipt Checklist (SRC)

Client: PACE Cooler Inspected by/date: JSH / 08/27/2020 Lot #: VH27015

Means of receipt: ☐ SESI ☐ Client ☐ UPS ☐ FedEx ☑ Other: PACE

☐ Yes	☑ No		1. Were custody seals present on the cooler?
☐ Yes	☐ No	☑ NA	2. If custody seals were present, were they intact and unbroken?

pH Strip ID: NA Chlorine Strip ID: NA Tested by: NA

Original temperature upon receipt / Derived (Corrected) temperature upon receipt %Solid Snap-Cup ID: NA

1.7 / 1.7 °C NA / NA °C NA / NA °C NA / NA °C

Method: ☐ Temperature Blank ☑ Against Bottles IR Gun ID: 5 IR Gun Correction Factor: 0 °C

Method of coolant: ☑ Wet Ice ☐ Ice Packs ☐ Dry Ice ☐ None

☐ Yes	☐ No	☑ NA	3. If temperature of any cooler exceeded 6.0°C, was Project Manager Notified? PM was Notified by: phone / email / face-to-face (circle one).
☐ Yes	☐ No	☑ NA	4. Is the commercial courier's packing slip attached to this form?
☑ Yes	☐ No		5. Were proper custody procedures (relinquished/received) followed?
☑ Yes	☐ No		6. Were sample IDs listed on the COC?
☑ Yes	☐ No		7. Were sample IDs listed on all sample containers?
☑ Yes	☐ No		8. Was collection date & time listed on the COC?
☑ Yes	☐ No		9. Was collection date & time listed on all sample containers?
☑ Yes	☐ No		10. Did all container label information (ID, date, time) agree with the COC?
☑ Yes	☐ No		11. Were tests to be performed listed on the COC?
☑ Yes	☐ No		12. Did all samples arrive in the proper containers for each test and/or in good condition (unbroken, lids on, etc.)?
☑ Yes	☐ No		13. Was adequate sample volume available?
☑ Yes	☐ No		14. Were all samples received within ½ the holding time or 48 hours, whichever comes first?
☐ Yes	☑ No		15. Were any samples containers missing/excess (circle one) samples Not listed on COC?
☐ Yes	☑ No	☐ NA	16. For VOA and RSK-175 samples, were bubbles present >"pea-size" (¼"or 6mm in diameter) in any of the VOA vials?
☐ Yes	☐ No	☑ NA	17. Were all DRO/metals/nutrient samples received at a pH of < 2?
☐ Yes	☐ No	☑ NA	18. Were all cyanide samples received at a pH > 12 and sulfide samples received at a pH > 9?
☐ Yes	☐ No	☑ NA	19. Were all applicable NH_3/TKN/cyanide/phenol/625 (< 0.5mg/L) samples free of residual chlorine?
☐ Yes	☐ No	☑ NA	20. Were client remarks/requests (i.e. requested dilutions, MS/MSD designations, etc…) correctly transcribed from the COC into the comment section in LIMS?
☐ Yes	☑ No		21. Was the quote number listed on the container label? If yes, Quote # NA

Sample Preservation (Must be completed for any sample(s) incorrectly preserved or with headspace.)

Sample(s) NA were received incorrectly preserved and were adjusted accordingly in sample receiving with NA mL of circle one: H_2SO_4, HNO_3, HCl, NaOH using SR # NA.
Time of preservation NA. If more than one preservative is needed, please note in the comments below.

Sample(s) NA were received with bubbles >6 mm in diameter.

Samples(s) NA were received with TRC > 0.5 mg/L (If #19 is *no*) and were adjusted accordingly in sample receiving with sodium thiosulfate ($Na_2S_2O_3$) with Shealy ID: NA.

SR barcode labels applied by: JSH Date: 08/27/2020

Comments:

Pace Analytical Services, LLC
9800 Kincey Ave. Suite 100
Huntersville, NC 28078
(704)875-9092

August 28, 2020

Andrew Street
Apex Companies - NC
5900 Northwoods Business Pkwy
Suite 5900-0
Charlotte, NC 28269

RE: Project: 2020-L1-2448 (8/26)
Pace Project No.: 92492688

Dear Andrew Street:

Enclosed are the analytical results for sample(s) received by the laboratory on August 26, 2020. The results relate only to the samples included in this report. Results reported herein conform to the applicable TNI/NELAC Standards and the laboratory's Quality Manual, where applicable, unless otherwise noted in the body of the report.

The test results provided in this final report were generated by each of the following laboratories within the Pace Network:

- Pace Analytical Services - Asheville
- Pace Analytical Services - Charlotte

A revised laboratory report is being submitted on 8/28/2020 to revise the sample ID.

If you have any questions concerning this report, please feel free to contact me.

Sincerely,

Angela M. Baioni

Angela Baioni
angela.baioni@pacelabs.com
(704)875-9092
Project Manager

Enclosures

cc: Stanley Carpenter, Colonial Pipeline
J Culbreath, Colonial Pipeline Company
Robert Hughes, Colonial Pipeline
Margaret King, APEX Companies, LLC
Emily Little, Apex Companies
Jeff Morrison, Colonial Pipeline Company
Tom Naumann, APEX Companies - NC
Joe Nicolette, Montrose-EPS
Christopher Schultz, Apex Companies
Robert A. Shenk, Colonial Pipeline Company
J Tate, Colonial Pipeline Company
Alex Testoff, Montrose-EPS
JM Wyatt, Colonial Pipeline Company

REPORT OF LABORATORY ANALYSIS

This report shall not be reproduced, except in full,
without the written consent of Pace Analytical Services, LLC.

Pace Analytical Services, LLC
9800 Kincey Ave. Suite 100
Huntersville, NC 28078
(704)875-9092

CERTIFICATIONS

Project: 2020-L1-2448 (8/26)
Pace Project No.: 92492688

Pace Analytical Services Charlotte
9800 Kincey Ave. Ste 100, Huntersville, NC 28078
Louisiana/NELAP Certification # LA170028
North Carolina Drinking Water Certification #: 37706
North Carolina Field Services Certification #: 5342
North Carolina Wastewater Certification #: 12
South Carolina Certification #: 99006001
Florida/NELAP Certification #: E87627
Kentucky UST Certification #: 84
Virginia/VELAP Certification #: 460221

Pace Analytical Services Asheville
2225 Riverside Drive, Asheville, NC 28804
Florida/NELAP Certification #: E87648
Massachusetts Certification #: M-NC030
North Carolina Drinking Water Certification #: 37712
North Carolina Wastewater Certification #: 40
South Carolina Certification #: 99030001
Virginia/VELAP Certification #: 460222

This report shall not be reproduced, except in full,
without the written consent of Pace Analytical Services, LLC.

Pace Analytical Services, LLC
9800 Kincey Ave. Suite 100
Huntersville, NC 28078
(704)875-9092

SAMPLE ANALYTE COUNT

Project: 2020-L1-2448 (8/26)
Pace Project No.: 92492688

Lab ID	Sample ID	Method	Analysts	Analytes Reported	Laboratory
92492688001	**14108_HC_Rd**	EPA 6010D	KQ	1	PASI-A
		SM 6200B	CL	63	PASI-C

PASI-A = Pace Analytical Services - Asheville
PASI-C = Pace Analytical Services - Charlotte

This report shall not be reproduced, except in full,
without the written consent of Pace Analytical Services, LLC.

Pace Analytical Services, LLC
9800 Kincey Ave. Suite 100
Huntersville, NC 28078
(704)875-9092

ANALYTICAL RESULTS

Project: 2020-L1-2448 (8/26)
Pace Project No.: 92492688

Sample: 14108_HC_Rd **Lab ID: 92492688001** Collected: 08/25/20 15:10 Received: 08/26/20 18:06 Matrix: Water

Parameters	Results	Units	Report Limit	DF	Prepared	Analyzed	CAS No.	Qual
6010 MET ICP	Analytical Method: EPA 6010D Preparation Method: EPA 3010A Pace Analytical Services - Asheville							
Lead	ND	ug/L	5.0	1	08/27/20 01:37	08/27/20 08:51	7439-92-1	
6200B MSV	Analytical Method: SM 6200B Pace Analytical Services - Charlotte							
Benzene	ND	ug/L	0.50	1		08/27/20 00:07	71-43-2	
Bromobenzene	ND	ug/L	0.50	1		08/27/20 00:07	108-86-1	
Bromochloromethane	ND	ug/L	0.50	1		08/27/20 00:07	74-97-5	
Bromodichloromethane	ND	ug/L	0.50	1		08/27/20 00:07	75-27-4	
Bromoform	ND	ug/L	0.50	1		08/27/20 00:07	75-25-2	
Bromomethane	ND	ug/L	5.0	1		08/27/20 00:07	74-83-9	
n-Butylbenzene	ND	ug/L	0.50	1		08/27/20 00:07	104-51-8	
sec-Butylbenzene	ND	ug/L	0.50	1		08/27/20 00:07	135-98-8	
tert-Butylbenzene	ND	ug/L	0.50	1		08/27/20 00:07	98-06-6	
Carbon tetrachloride	ND	ug/L	0.50	1		08/27/20 00:07	56-23-5	M1
Chlorobenzene	ND	ug/L	0.50	1		08/27/20 00:07	108-90-7	
Chloroethane	ND	ug/L	1.0	1		08/27/20 00:07	75-00-3	
Chloroform	ND	ug/L	0.50	1		08/27/20 00:07	67-66-3	
Chloromethane	ND	ug/L	1.0	1		08/27/20 00:07	74-87-3	
2-Chlorotoluene	ND	ug/L	0.50	1		08/27/20 00:07	95-49-8	
4-Chlorotoluene	ND	ug/L	0.50	1		08/27/20 00:07	106-43-4	
1,2-Dibromo-3-chloropropane	ND	ug/L	1.0	1		08/27/20 00:07	96-12-8	
Dibromochloromethane	ND	ug/L	0.50	1		08/27/20 00:07	124-48-1	
1,2-Dibromoethane (EDB)	ND	ug/L	0.50	1		08/27/20 00:07	106-93-4	
Dibromomethane	ND	ug/L	0.50	1		08/27/20 00:07	74-95-3	
1,2-Dichlorobenzene	ND	ug/L	0.50	1		08/27/20 00:07	95-50-1	
1,3-Dichlorobenzene	ND	ug/L	0.50	1		08/27/20 00:07	541-73-1	
1,4-Dichlorobenzene	ND	ug/L	0.50	1		08/27/20 00:07	106-46-7	
Dichlorodifluoromethane	ND	ug/L	0.50	1		08/27/20 00:07	75-71-8	
1,1-Dichloroethane	ND	ug/L	0.50	1		08/27/20 00:07	75-34-3	
1,2-Dichloroethane	ND	ug/L	0.50	1		08/27/20 00:07	107-06-2	
1,1-Dichloroethene	ND	ug/L	0.50	1		08/27/20 00:07	75-35-4	
cis-1,2-Dichloroethene	ND	ug/L	0.50	1		08/27/20 00:07	156-59-2	
trans-1,2-Dichloroethene	ND	ug/L	0.50	1		08/27/20 00:07	156-60-5	
1,2-Dichloropropane	ND	ug/L	0.50	1		08/27/20 00:07	78-87-5	
1,3-Dichloropropane	ND	ug/L	0.50	1		08/27/20 00:07	142-28-9	
2,2-Dichloropropane	ND	ug/L	0.50	1		08/27/20 00:07	594-20-7	M1
1,1-Dichloropropene	ND	ug/L	0.50	1		08/27/20 00:07	563-58-6	
cis-1,3-Dichloropropene	ND	ug/L	0.50	1		08/27/20 00:07	10061-01-5	
trans-1,3-Dichloropropene	ND	ug/L	0.50	1		08/27/20 00:07	10061-02-6	
Diisopropyl ether	ND	ug/L	0.50	1		08/27/20 00:07	108-20-3	
Ethylbenzene	ND	ug/L	0.50	1		08/27/20 00:07	100-41-4	
Hexachloro-1,3-butadiene	ND	ug/L	2.0	1		08/27/20 00:07	87-68-3	
Isopropylbenzene (Cumene)	ND	ug/L	0.50	1		08/27/20 00:07	98-82-8	
Methylene Chloride	ND	ug/L	2.0	1		08/27/20 00:07	75-09-2	
Methyl-tert-butyl ether	ND	ug/L	0.50	1		08/27/20 00:07	1634-04-4	
Naphthalene	ND	ug/L	2.0	1		08/27/20 00:07	91-20-3	

REPORT OF LABORATORY ANALYSIS

This report shall not be reproduced, except in full,
without the written consent of Pace Analytical Services, LLC.

Pace Analytical Services, LLC
9800 Kincey Ave. Suite 100
Huntersville, NC 28078
(704)875-9092

ANALYTICAL RESULTS

Project: 2020-L1-2448 (8/26)
Pace Project No.: 92492688

Sample: 14108_HC_Rd **Lab ID: 92492688001** Collected: 08/25/20 15:10 Received: 08/26/20 18:06 Matrix: Water

Parameters	Results	Units	Report Limit	DF	Prepared	Analyzed	CAS No.	Qual
6200B MSV	Analytical Method: SM 6200B Pace Analytical Services - Charlotte							
n-Propylbenzene	ND	ug/L	0.50	1		08/27/20 00:07	103-65-1	
Styrene	ND	ug/L	0.50	1		08/27/20 00:07	100-42-5	
1,1,1,2-Tetrachloroethane	ND	ug/L	0.50	1		08/27/20 00:07	630-20-6	
1,1,2,2-Tetrachloroethane	ND	ug/L	0.50	1		08/27/20 00:07	79-34-5	
Tetrachloroethene	ND	ug/L	0.50	1		08/27/20 00:07	127-18-4	
Toluene	ND	ug/L	0.50	1		08/27/20 00:07	108-88-3	
1,2,3-Trichlorobenzene	ND	ug/L	2.0	1		08/27/20 00:07	87-61-6	
1,2,4-Trichlorobenzene	ND	ug/L	2.0	1		08/27/20 00:07	120-82-1	
1,1,1-Trichloroethane	ND	ug/L	0.50	1		08/27/20 00:07	71-55-6	M1
1,1,2-Trichloroethane	ND	ug/L	0.50	1		08/27/20 00:07	79-00-5	
Trichloroethene	ND	ug/L	0.50	1		08/27/20 00:07	79-01-6	
Trichlorofluoromethane	ND	ug/L	1.0	1		08/27/20 00:07	75-69-4	
1,2,3-Trichloropropane	ND	ug/L	0.50	1		08/27/20 00:07	96-18-4	
1,2,4-Trimethylbenzene	ND	ug/L	0.50	1		08/27/20 00:07	95-63-6	
1,3,5-Trimethylbenzene	ND	ug/L	0.50	1		08/27/20 00:07	108-67-8	
Vinyl chloride	ND	ug/L	1.0	1		08/27/20 00:07	75-01-4	
m&p-Xylene	ND	ug/L	1.0	1		08/27/20 00:07	179601-23-1	
o-Xylene	ND	ug/L	0.50	1		08/27/20 00:07	95-47-6	
Surrogates								
1,2-Dichloroethane-d4 (S)	93	%	70-130	1		08/27/20 00:07	17060-07-0	
4-Bromofluorobenzene (S)	100	%	70-130	1		08/27/20 00:07	460-00-4	
Toluene-d8 (S)	107	%	70-130	1		08/27/20 00:07	2037-26-5	

REPORT OF LABORATORY ANALYSIS

This report shall not be reproduced, except in full,
without the written consent of Pace Analytical Services, LLC.

Pace Analytical Services, LLC
9800 Kincey Ave. Suite 100
Huntersville, NC 28078
(704)875-9092

QUALITY CONTROL DATA

Project: 2020-L1-2448 (8/26)
Pace Project No.: 92492688

QC Batch: 562642
QC Batch Method: EPA 3010A
Analysis Method: EPA 6010D
Analysis Description: 6010 MET
Laboratory: Pace Analytical Services - Asheville
Associated Lab Samples: 92492688001

METHOD BLANK: 2984022 Matrix: Water
Associated Lab Samples: 92492688001

Parameter	Units	Blank Result	Reporting Limit	Analyzed	Qualifiers
Lead	ug/L	ND	5.0	08/27/20 08:31	

LABORATORY CONTROL SAMPLE: 2984023

Parameter	Units	Spike Conc.	LCS Result	LCS % Rec	% Rec Limits	Qualifiers
Lead	ug/L	500	494	99	80-120	

MATRIX SPIKE & MATRIX SPIKE DUPLICATE: 2984024 2984025

Parameter	Units	92492687001 Result	MS Spike Conc.	MSD Spike Conc.	MS Result	MSD Result	MS % Rec	MSD % Rec	% Rec Limits	RPD	Qual
Lead	ug/L	<5.0	500	500	520	524	104	104	75-125	1	

Results presented on this page are in the units indicated by the "Units" column except where an alternate unit is presented to the right of the result.

REPORT OF LABORATORY ANALYSIS

This report shall not be reproduced, except in full,
without the written consent of Pace Analytical Services, LLC.

Pace Analytical Services, LLC
9800 Kincey Ave. Suite 100
Huntersville, NC 28078
(704)875-9092

QUALITY CONTROL DATA

Project: 2020-L1-2448 (8/26)
Pace Project No.: 92492688

QC Batch: 562627
QC Batch Method: SM 6200B
Analysis Method: SM 6200B
Analysis Description: 6200B MSV
Laboratory: Pace Analytical Services - Charlotte

Associated Lab Samples: 92492688001

METHOD BLANK: 2983977 Matrix: Water
Associated Lab Samples: 92492688001

Parameter	Units	Blank Result	Reporting Limit	Analyzed	Qualifiers
1,1,1,2-Tetrachloroethane	ug/L	ND	0.50	08/26/20 14:47	
1,1,1-Trichloroethane	ug/L	ND	0.50	08/26/20 14:47	
1,1,2,2-Tetrachloroethane	ug/L	ND	0.50	08/26/20 14:47	
1,1,2-Trichloroethane	ug/L	ND	0.50	08/26/20 14:47	
1,1-Dichloroethane	ug/L	ND	0.50	08/26/20 14:47	
1,1-Dichloroethene	ug/L	ND	0.50	08/26/20 14:47	
1,1-Dichloropropene	ug/L	ND	0.50	08/26/20 14:47	
1,2,3-Trichlorobenzene	ug/L	ND	2.0	08/26/20 14:47	
1,2,3-Trichloropropane	ug/L	ND	0.50	08/26/20 14:47	
1,2,4-Trichlorobenzene	ug/L	ND	2.0	08/26/20 14:47	
1,2,4-Trimethylbenzene	ug/L	ND	0.50	08/26/20 14:47	
1,2-Dibromo-3-chloropropane	ug/L	ND	1.0	08/26/20 14:47	
1,2-Dibromoethane (EDB)	ug/L	ND	0.50	08/26/20 14:47	
1,2-Dichlorobenzene	ug/L	ND	0.50	08/26/20 14:47	
1,2-Dichloroethane	ug/L	ND	0.50	08/26/20 14:47	
1,2-Dichloropropane	ug/L	ND	0.50	08/26/20 14:47	
1,3,5-Trimethylbenzene	ug/L	ND	0.50	08/26/20 14:47	
1,3-Dichlorobenzene	ug/L	ND	0.50	08/26/20 14:47	
1,3-Dichloropropane	ug/L	ND	0.50	08/26/20 14:47	
1,4-Dichlorobenzene	ug/L	ND	0.50	08/26/20 14:47	
2,2-Dichloropropane	ug/L	ND	0.50	08/26/20 14:47	
2-Chlorotoluene	ug/L	ND	0.50	08/26/20 14:47	
4-Chlorotoluene	ug/L	ND	0.50	08/26/20 14:47	
Benzene	ug/L	ND	0.50	08/26/20 14:47	
Bromobenzene	ug/L	ND	0.50	08/26/20 14:47	
Bromochloromethane	ug/L	ND	0.50	08/26/20 14:47	
Bromodichloromethane	ug/L	ND	0.50	08/26/20 14:47	
Bromoform	ug/L	ND	0.50	08/26/20 14:47	
Bromomethane	ug/L	ND	5.0	08/26/20 14:47	
Carbon tetrachloride	ug/L	ND	0.50	08/26/20 14:47	
Chlorobenzene	ug/L	ND	0.50	08/26/20 14:47	
Chloroethane	ug/L	ND	1.0	08/26/20 14:47	
Chloroform	ug/L	ND	0.50	08/26/20 14:47	
Chloromethane	ug/L	ND	1.0	08/26/20 14:47	
cis-1,2-Dichloroethene	ug/L	ND	0.50	08/26/20 14:47	
cis-1,3-Dichloropropene	ug/L	ND	0.50	08/26/20 14:47	
Dibromochloromethane	ug/L	ND	0.50	08/26/20 14:47	
Dibromomethane	ug/L	ND	0.50	08/26/20 14:47	
Dichlorodifluoromethane	ug/L	ND	0.50	08/26/20 14:47	
Diisopropyl ether	ug/L	ND	0.50	08/26/20 14:47	

Results presented on this page are in the units indicated by the "Units" column except where an alternate unit is presented to the right of the result.

REPORT OF LABORATORY ANALYSIS

This report shall not be reproduced, except in full,
without the written consent of Pace Analytical Services, LLC.

Pace Analytical Services, LLC
9800 Kincey Ave. Suite 100
Huntersville, NC 28078
(704)875-9092

QUALITY CONTROL DATA

Project: 2020-L1-2448 (8/26)
Pace Project No.: 92492688

METHOD BLANK: 2983977 Matrix: Water
Associated Lab Samples: 92492688001

Parameter	Units	Blank Result	Reporting Limit	Analyzed	Qualifiers
Ethylbenzene	ug/L	ND	0.50	08/26/20 14:47	
Hexachloro-1,3-butadiene	ug/L	ND	2.0	08/26/20 14:47	
Isopropylbenzene (Cumene)	ug/L	ND	0.50	08/26/20 14:47	
m&p-Xylene	ug/L	ND	1.0	08/26/20 14:47	
Methyl-tert-butyl ether	ug/L	ND	0.50	08/26/20 14:47	
Methylene Chloride	ug/L	ND	2.0	08/26/20 14:47	
n-Butylbenzene	ug/L	ND	0.50	08/26/20 14:47	
n-Propylbenzene	ug/L	ND	0.50	08/26/20 14:47	
Naphthalene	ug/L	ND	2.0	08/26/20 14:47	
o-Xylene	ug/L	ND	0.50	08/26/20 14:47	
sec-Butylbenzene	ug/L	ND	0.50	08/26/20 14:47	
Styrene	ug/L	ND	0.50	08/26/20 14:47	
tert-Butylbenzene	ug/L	ND	0.50	08/26/20 14:47	
Tetrachloroethene	ug/L	ND	0.50	08/26/20 14:47	
Toluene	ug/L	ND	0.50	08/26/20 14:47	
trans-1,2-Dichloroethene	ug/L	ND	0.50	08/26/20 14:47	
trans-1,3-Dichloropropene	ug/L	ND	0.50	08/26/20 14:47	
Trichloroethene	ug/L	ND	0.50	08/26/20 14:47	
Trichlorofluoromethane	ug/L	ND	1.0	08/26/20 14:47	
Vinyl chloride	ug/L	ND	1.0	08/26/20 14:47	
1,2-Dichloroethane-d4 (S)	%	95	70-130	08/26/20 14:47	
4-Bromofluorobenzene (S)	%	100	70-130	08/26/20 14:47	
Toluene-d8 (S)	%	102	70-130	08/26/20 14:47	

LABORATORY CONTROL SAMPLE: 2983978

Parameter	Units	Spike Conc.	LCS Result	LCS % Rec	% Rec Limits	Qualifiers
1,1,1,2-Tetrachloroethane	ug/L	50	54.4	109	60-140	
1,1,1-Trichloroethane	ug/L	50	56.0	112	60-140	
1,1,2,2-Tetrachloroethane	ug/L	50	51.7	103	60-140	
1,1,2-Trichloroethane	ug/L	50	53.3	107	60-140	
1,1-Dichloroethane	ug/L	50	52.9	106	60-140	
1,1-Dichloroethene	ug/L	50	54.3	109	60-140	
1,1-Dichloropropene	ug/L	50	49.5	99	60-140	
1,2,3-Trichlorobenzene	ug/L	50	51.3	103	60-140	
1,2,3-Trichloropropane	ug/L	50	53.4	107	60-140	
1,2,4-Trichlorobenzene	ug/L	50	52.6	105	60-140	
1,2,4-Trimethylbenzene	ug/L	50	52.3	105	60-140	
1,2-Dibromo-3-chloropropane	ug/L	50	53.7	107	60-140	
1,2-Dibromoethane (EDB)	ug/L	50	54.2	108	60-140	
1,2-Dichlorobenzene	ug/L	50	50.3	101	60-140	
1,2-Dichloroethane	ug/L	50	47.6	95	60-140	
1,2-Dichloropropane	ug/L	50	54.3	109	60-140	
1,3,5-Trimethylbenzene	ug/L	50	53.0	106	60-140	

Results presented on this page are in the units indicated by the "Units" column except where an alternate unit is presented to the right of the result.

REPORT OF LABORATORY ANALYSIS

This report shall not be reproduced, except in full,
without the written consent of Pace Analytical Services, LLC.

Pace Analytical Services, LLC
9800 Kincey Ave. Suite 100
Huntersville, NC 28078
(704)875-9092

QUALITY CONTROL DATA

Project: 2020-L1-2448 (8/26)
Pace Project No.: 92492688

LABORATORY CONTROL SAMPLE: 2983978

Parameter	Units	Spike Conc.	LCS Result	LCS % Rec	% Rec Limits	Qualifiers
1,3-Dichlorobenzene	ug/L	50	50.6	101	60-140	
1,3-Dichloropropane	ug/L	50	53.9	108	60-140	
1,4-Dichlorobenzene	ug/L	50	50.1	100	60-140	
2,2-Dichloropropane	ug/L	50	58.4	117	60-140	
2-Chlorotoluene	ug/L	50	50.8	102	60-140	
4-Chlorotoluene	ug/L	50	49.0	98	60-140	
Benzene	ug/L	50	52.6	105	60-140	
Bromobenzene	ug/L	50	48.7	97	60-140	
Bromochloromethane	ug/L	50	53.1	106	60-140	
Bromodichloromethane	ug/L	50	47.8	96	60-140	
Bromoform	ug/L	50	53.7	107	60-140	
Bromomethane	ug/L	50	50.8	102	60-140	
Carbon tetrachloride	ug/L	50	53.4	107	60-140	
Chlorobenzene	ug/L	50	49.3	99	60-140	
Chloroethane	ug/L	50	38.6	77	60-140	
Chloroform	ug/L	50	50.4	101	60-140	
Chloromethane	ug/L	50	43.1	86	60-140	
cis-1,2-Dichloroethene	ug/L	50	51.7	103	60-140	
cis-1,3-Dichloropropene	ug/L	50	60.6	121	60-140	
Dibromochloromethane	ug/L	50	54.5	109	60-140	
Dibromomethane	ug/L	50	49.2	98	60-140	
Dichlorodifluoromethane	ug/L	50	39.2	78	60-140	
Diisopropyl ether	ug/L	50	51.3	103	60-140	
Ethylbenzene	ug/L	50	49.0	98	60-140	
Hexachloro-1,3-butadiene	ug/L	50	52.0	104	60-140	
Isopropylbenzene (Cumene)	ug/L	50	48.6	97	60-140	
m&p-Xylene	ug/L	100	95.9	96	60-140	
Methyl-tert-butyl ether	ug/L	50	46.4	93	60-140	
Methylene Chloride	ug/L	50	48.9	98	60-140	
n-Butylbenzene	ug/L	50	51.6	103	60-140	
n-Propylbenzene	ug/L	50	50.4	101	60-140	
Naphthalene	ug/L	50	51.3	103	60-140	
o-Xylene	ug/L	50	48.1	96	60-140	
sec-Butylbenzene	ug/L	50	50.4	101	60-140	
Styrene	ug/L	50	51.0	102	60-140	
tert-Butylbenzene	ug/L	50	44.2	88	60-140	
Tetrachloroethene	ug/L	50	51.4	103	60-140	
Toluene	ug/L	50	47.6	95	60-140	
trans-1,2-Dichloroethene	ug/L	50	57.9	116	60-140	
trans-1,3-Dichloropropene	ug/L	50	55.3	111	60-140	
Trichloroethene	ug/L	50	56.1	112	60-140	
Trichlorofluoromethane	ug/L	50	39.1	78	60-140	
Vinyl chloride	ug/L	50	41.0	82	60-140	
1,2-Dichloroethane-d4 (S)	%			99	70-130	
4-Bromofluorobenzene (S)	%			96	70-130	
Toluene-d8 (S)	%			96	70-130	

Results presented on this page are in the units indicated by the "Units" column except where an alternate unit is presented to the right of the result.

REPORT OF LABORATORY ANALYSIS

This report shall not be reproduced, except in full,
without the written consent of Pace Analytical Services, LLC.

Pace Analytical Services, LLC
9800 Kincey Ave. Suite 100
Huntersville, NC 28078
(704)875-9092

QUALITY CONTROL DATA

Project: 2020-L1-2448 (8/26)
Pace Project No.: 92492688

MATRIX SPIKE & MATRIX SPIKE DUPLICATE: 2983979 2983980

Parameter	Units	92492688001 Result	MS Spike Conc.	MSD Spike Conc.	MS Result	MSD Result	MS % Rec	MSD % Rec	% Rec Limits	RPD	Qual
1,1,1,2-Tetrachloroethane	ug/L	ND	20	20	22.8	24.9	114	124	60-140	9	
1,1,1-Trichloroethane	ug/L	ND	20	20	25.9	28.1	130	141	60-140	8	M1
1,1,2,2-Tetrachloroethane	ug/L	ND	20	20	21.6	23.3	108	117	60-140	8	
1,1,2-Trichloroethane	ug/L	ND	20	20	22.4	23.7	112	119	60-140	6	
1,1-Dichloroethane	ug/L	ND	20	20	24.0	25.6	120	128	60-140	6	
1,1-Dichloroethene	ug/L	ND	20	20	26.2	28.1	131	140	60-140	7	
1,1-Dichloropropene	ug/L	ND	20	20	22.0	23.9	110	120	60-140	8	
1,2,3-Trichlorobenzene	ug/L	ND	20	20	22.3	23.2	111	116	60-140	4	
1,2,3-Trichloropropane	ug/L	ND	20	20	20.4	21.6	102	108	60-140	5	
1,2,4-Trichlorobenzene	ug/L	ND	20	20	22.6	23.8	113	119	60-140	5	
1,2,4-Trimethylbenzene	ug/L	ND	20	20	22.6	23.8	113	119	60-140	5	
1,2-Dibromo-3-chloropropane	ug/L	ND	20	20	21.1	23.1	106	115	60-140	9	
1,2-Dibromoethane (EDB)	ug/L	ND	20	20	23.0	24.4	115	122	60-140	6	
1,2-Dichlorobenzene	ug/L	ND	20	20	22.3	23.8	112	119	60-140	7	
1,2-Dichloroethane	ug/L	ND	20	20	21.5	23.8	107	119	60-140	10	
1,2-Dichloropropane	ug/L	ND	20	20	23.9	25.1	120	126	60-140	5	
1,3,5-Trimethylbenzene	ug/L	ND	20	20	23.1	24.3	115	121	60-140	5	
1,3-Dichlorobenzene	ug/L	ND	20	20	22.8	23.9	114	119	60-140	5	
1,3-Dichloropropane	ug/L	ND	20	20	22.3	24.6	111	123	60-140	10	
1,4-Dichlorobenzene	ug/L	ND	20	20	22.6	24.2	113	121	60-140	7	
2,2-Dichloropropane	ug/L	ND	20	20	27.1	28.6	135	143	60-140	6	M1
2-Chlorotoluene	ug/L	ND	20	20	22.9	24.5	114	123	60-140	7	
4-Chlorotoluene	ug/L	ND	20	20	22.3	23.7	111	118	60-140	6	
Benzene	ug/L	ND	20	20	23.1	25.3	116	126	60-140	9	
Bromobenzene	ug/L	ND	20	20	21.9	23.0	109	115	60-140	5	
Bromochloromethane	ug/L	ND	20	20	23.4	25.4	117	127	60-140	8	
Bromodichloromethane	ug/L	ND	20	20	21.6	23.4	108	117	60-140	8	
Bromoform	ug/L	ND	20	20	21.6	24.5	108	122	60-140	12	
Bromomethane	ug/L	ND	20	20	17.1	21.9	85	109	60-140	25	
Carbon tetrachloride	ug/L	ND	20	20	26.0	28.3	130	142	60-140	8	M1
Chlorobenzene	ug/L	ND	20	20	22.2	24.0	111	120	60-140	8	
Chloroethane	ug/L	ND	20	20	21.3	22.6	107	113	60-140	6	
Chloroform	ug/L	ND	20	20	23.5	25.3	117	126	60-140	7	
Chloromethane	ug/L	ND	20	20	19.3	20.8	96	104	60-140	8	
cis-1,2-Dichloroethene	ug/L	ND	20	20	23.6	25.8	118	129	60-140	9	
cis-1,3-Dichloropropene	ug/L	ND	20	20	24.9	26.5	124	133	60-140	6	
Dibromochloromethane	ug/L	ND	20	20	22.6	24.4	113	122	60-140	8	
Dibromomethane	ug/L	ND	20	20	22.4	24.0	112	120	60-140	7	
Dichlorodifluoromethane	ug/L	ND	20	20	19.6	20.3	98	101	60-140	3	
Diisopropyl ether	ug/L	ND	20	20	20.9	22.8	105	114	60-140	8	
Ethylbenzene	ug/L	ND	20	20	22.4	24.4	112	122	60-140	8	
Hexachloro-1,3-butadiene	ug/L	ND	20	20	24.3	26.0	121	130	60-140	7	
Isopropylbenzene (Cumene)	ug/L	ND	20	20	22.9	24.7	114	123	60-140	8	
m&p-Xylene	ug/L	ND	40	40	45.7	49.2	114	123	60-140	7	
Methyl-tert-butyl ether	ug/L	ND	20	20	18.6	19.8	93	99	60-140	6	
Methylene Chloride	ug/L	ND	20	20	22.5	24.2	112	121	60-140	8	

Results presented on this page are in the units indicated by the "Units" column except where an alternate unit is presented to the right of the result.

REPORT OF LABORATORY ANALYSIS

This report shall not be reproduced, except in full,
without the written consent of Pace Analytical Services, LLC.

Pace Analytical Services, LLC
9800 Kincey Ave. Suite 100
Huntersville, NC 28078
(704)875-9092

QUALITY CONTROL DATA

Project: 2020-L1-2448 (8/26)
Pace Project No.: 92492688

MATRIX SPIKE & MATRIX SPIKE DUPLICATE: 2983979 2983980

Parameter	Units	92492688001 Result	MS Spike Conc.	MSD Spike Conc.	MS Result	MSD Result	MS % Rec	MSD % Rec	% Rec Limits	RPD	Qual
n-Butylbenzene	ug/L	ND	20	20	22.8	24.1	114	120	60-140	5	
n-Propylbenzene	ug/L	ND	20	20	22.8	23.9	114	119	60-140	4	
Naphthalene	ug/L	ND	20	20	21.8	22.8	109	114	60-140	5	
o-Xylene	ug/L	ND	20	20	22.3	23.9	111	120	60-140	7	
sec-Butylbenzene	ug/L	ND	20	20	22.8	24.0	114	120	60-140	5	
Styrene	ug/L	ND	20	20	22.9	24.8	115	124	60-140	8	
tert-Butylbenzene	ug/L	ND	20	20	20.0	21.3	100	107	60-140	6	
Tetrachloroethene	ug/L	ND	20	20	22.7	24.4	114	122	60-140	7	
Toluene	ug/L	ND	20	20	21.9	23.5	110	117	60-140	7	
trans-1,2-Dichloroethene	ug/L	ND	20	20	24.8	27.6	124	138	60-140	11	
trans-1,3-Dichloropropene	ug/L	ND	20	20	23.3	24.6	116	123	60-140	6	
Trichloroethene	ug/L	ND	20	20	25.1	26.8	125	134	60-140	7	
Trichlorofluoromethane	ug/L	ND	20	20	22.8	24.2	114	121	60-140	6	
Vinyl chloride	ug/L	ND	20	20	19.2	20.6	96	103	60-140	7	
1,2-Dichloroethane-d4 (S)	%						103	107	70-130		
4-Bromofluorobenzene (S)	%						99	99	70-130		
Toluene-d8 (S)	%						99	97	70-130		

Results presented on this page are in the units indicated by the "Units" column except where an alternate unit is presented to the right of the result.

REPORT OF LABORATORY ANALYSIS

This report shall not be reproduced, except in full,
without the written consent of Pace Analytical Services, LLC.

Pace Analytical Services, LLC
9800 Kincey Ave. Suite 100
Huntersville, NC 28078
(704)875-9092

QUALIFIERS

Project: 2020-L1-2448 (8/26)
Pace Project No.: 92492688

DEFINITIONS

DF - Dilution Factor, if reported, represents the factor applied to the reported data due to dilution of the sample aliquot.

ND - Not Detected at or above adjusted reporting limit.

TNTC - Too Numerous To Count

J - Estimated concentration above the adjusted method detection limit and below the adjusted reporting limit.

MDL - Adjusted Method Detection Limit.

PQL - Practical Quantitation Limit.

RL - Reporting Limit - The lowest concentration value that meets project requirements for quantitative data with known precision and bias for a specific analyte in a specific matrix.

S - Surrogate

1,2-Diphenylhydrazine decomposes to and cannot be separated from Azobenzene using Method 8270. The result for each analyte is a combined concentration.

Consistent with EPA guidelines, unrounded data are displayed and have been used to calculate % recovery and RPD values.

LCS(D) - Laboratory Control Sample (Duplicate)

MS(D) - Matrix Spike (Duplicate)

DUP - Sample Duplicate

RPD - Relative Percent Difference

NC - Not Calculable.

SG - Silica Gel - Clean-Up

U - Indicates the compound was analyzed for, but not detected.

Acid preservation may not be appropriate for 2 Chloroethylvinyl ether.

A separate vial preserved to a pH of 4-5 is recommended in SW846 Chapter 4 for the analysis of Acrolein and Acrylonitrile by EPA Method 8260.

N-Nitrosodiphenylamine decomposes and cannot be separated from Diphenylamine using Method 8270. The result reported for each analyte is a combined concentration.

Pace Analytical is TNI accredited. Contact your Pace PM for the current list of accredited analytes.

TNI - The NELAC Institute.

ANALYTE QUALIFIERS

M1 Matrix spike recovery exceeded QC limits. Batch accepted based on laboratory control sample (LCS) recovery.

This report shall not be reproduced, except in full,
without the written consent of Pace Analytical Services, LLC.

Pace Analytical Services, LLC
9800 Kincey Ave. Suite 100
Huntersville, NC 28078
(704)875-9092

QUALITY CONTROL DATA CROSS REFERENCE TABLE

Project: 2020-L1-2448 (8/26)
Pace Project No.: 92492688

Lab ID	Sample ID	QC Batch Method	QC Batch	Analytical Method	Analytical Batch
92492688001	**14108_HC_Rd**	EPA 3010A	562642	EPA 6010D	562667
92492688001	**14108_HC_Rd**	SM 6200B	562627		

This report shall not be reproduced, except in full,
without the written consent of Pace Analytical Services, LLC.

CHAIN-OF-CUSTODY Analytical Request Document

Pace Analytical®

Chain-of-Custody is a LEGAL DOCUMENT - Complete all relevent fields

WO# : 92492688

92492688

Company: Apex Companies, LLC	Billing Information:
Address:	
Report To: Andrew Street	Email To: Andrew Street / Emily Little
Copy To:	Site Collection Info/Address: 14108 Huntersville-Concord Rd
Customer Project Name/Number: 2020-C1-2448	State: NC County/City: Huntersville Time Zone Collected: [ ] PT [ ] MT [ ] CT [ ] ET
Phone: Email:	Site/Facility ID #:
Collected By (print): Margaret Kins	Purchase Order #: Quote #:
Collected By (Signature): Margaret Kins	Turnaround Date Required: ASAP
Sample Disposal: [ ] Dispose as appropriate [ ] Return [ ] Archive: _____ [ ] Hold: _____	Rush: [ ] Same Day [ ] Next Day [ ] 2 Day [ ] 3 Day [ ] 4 Day [ ] 5 Day (Expedite Charges Apply)

Compliance Monitoring? [ ] Yes [ ] No

DW PWS ID #: DW Location Code:

Immediately Packed on Ice: [ ] Yes [ ] No

Field Filtered (if applicable): [ ] Yes [ ] No

Analysis: _____

* Matrix Codes (Insert in Matrix box below): Drinking Water (DW), Ground Water (GW), Wastewater (WW), Product (P), Soil/Solid (SL), Oil (OL), Wipe (WP), Air (AR), Tissue (TS), Bioassay (B), Vapor (V), Other (OT)

Customer Sample ID	Matrix *	Comp / Grab	Collected (or Composite Start) Date	Collected (or Composite Start) Time	Composite End Date	Composite End Time	Res Cl	# of Ctns	SM 6200B VOCs	Lead	MADEP VPH	Lab Sample # / Comments
14108 A/C Rd	DW	G			8/26/20	15:10		6	X	X	X	92492688 001

** Preservative Types: (1) nitric acid, (2) sulfuric acid, (3) hydrochloric acid, (4) sodium hydroxide, (5) zinc acetate, (6) methanol, (7) sodium bisulfate, (8) sodium thiosulfate, (9) hexane, (A) ascorbic acid, (B) ammonium sulfate, (C) ammonium hydroxide, (D) TSP, (U) Unpreserved, (O) Other _____

Analyses

Lab Profile/Line:

Lab Sample Receipt Checklist:

Custody Seals Present/Intact	Y N NA
Custody Signatures Present	Y N NA
Collector Signature Present	Y N NA
Bottles Intact	Y N NA
Correct Bottles	Y N NA
Sufficient Volume	Y N NA
Samples Received on Ice	Y N NA
VOA - Headspace Acceptable	Y N NA
USDA Regulated Soils	Y N NA
Samples in Holding Time	Y N NA
Residual Chlorine Present	Y N NA
Cl Strips: _____	
Sample pH Acceptable	Y N NA
pH Strips: _____	
Sulfide Present	Y N NA
Lead Acetate Strips: _____	

LAB USE ONLY:

Lab Sample # / Comments: ZT 08/26/20

~~92492688~~

Customer Remarks / Special Conditions / Possible Hazards:

Type of Ice Used: Wet Blue Dry None

Packing Material Used: MBAG

Radchem sample(s) screened (<500 cpm): Y N NA

SHORT HOLDS PRESENT (<72 hours): Y N N/A

Lab Tracking #: 2538834

Samples received via: FEDEX UPS Client Courier Pace Courier

Lab Sample Temperature Info:

Temp Blank Received: Y N NA

Therm ID#: 90706 4

Cooler 1 Temp Upon Receipt: 0.0 oC

Cooler 1 Therm Corr. Factor: 0 oC

Cooler 1 Corrected Temp: 0.0 oC

Comments:

Relinquished by/Company: (Signature)	Date/Time:	Received by/Company: (Signature)	Date/Time:
Margaret Kins	8-26-20 1737	MD Pace HV	8/26/20 17:37
Relinquished by/Company: (Signature)	Date/Time:	Received by/Company: (Signature)	Date/Time:
Relinquished by/Company: (Signature)	Date/Time:	Received by/Company: (Signature)	Date/Time:

MTJL LAB USE ONLY

Table #:

Acctnum:

Template:

Prelogin:

PM:

PB:

Trip Blank Received: Y N NA

HCL MeOH TSP Other

Non Conformance(s): YES / NO

Page: _____ of: _____

Report of Analysis

Pace Analytical Services, Inc.
9800 Kincey Avenue
Suite 100
Huntersville, NC 28078
Attention: Angela M. Baioni

Project Name: 2021-L1-2448

Project Number: 92492688

Lot Number:**VH27022**

Date Completed:08/28/2020
Revision Date: 08/28/2020

08/28/2020 5:42 PM
Approved and released by:
Project Manager II: **Cathy S. Dover**

The electronic signature above is the equivalent of a handwritten signature.
This report shall not be reproduced, except in its entirety, without the written approval of Pace Analytical Services, LLC.

Case Narrative
Pace Analytical Services, Inc.
Lot Number: VH27022

This Report of Analysis contains the analytical result(s) for the sample(s) listed on the Sample Summary following this Case Narrative. The sample receiving date is documented in the header information associated with each sample.

All results listed in this report relate only to the samples that are contained within this report.

Sample receipt, sample analysis, and data review have been performed in accordance with the most current approved NELAC standards, the Pace Analytical Services, LLC ("Pace") Quality Assurance Management Plan (QAMP), standard operating procedures (SOPs), and Pace policies. Any exceptions to the NELAC standards, the QAMP, SOPs or policies are qualified on the results page or discussed below.

This PDF has been revised to update the client sample ID. All other sample results are as reported in the original PDF report. This report supersedes and replaces any prior reports issued under this lot number.

If you have any questions regarding this report please contact the Pace Project Manager listed on the cover page.

Sample Summary
Pace Analytical Services, Inc.
Lot Number: VH27022
Project Name: 2021-L1-2448
Project Number: 92492688

Sample Number	Sample ID	Matrix	Date Sampled	Date Received
001	14108 HC Rd	Aqueous	08/25/2020 1510	08/27/2020

(1 sample)

Detection Summary

Pace Analytical Services, Inc.

Lot Number: VH27022

Project Name: 2021-L1-2448

Project Number: 92492688

Sample	Sample ID	Matrix	Parameter	Method	Result	Q	Units	Page

(0 detections)

MADEP VPH (aliphatics)

Client: Pace Analytical Services, Inc.
Laboratory ID: VH27022-001
Description: 14108 HC Rd
Matrix: Aqueous
Date Sampled: 08/25/2020 1510
Project Name: 2021-L1-2448
Date Received: 08/27/2020
Project Number: 92492688

Run	Prep Method	Analytical Method	Dilution	Analysis Date	Analyst	Prep Date	Batch
1	VPH	MADEP-VPH-18-2.1	1	08/27/2020 1530	ECB		64921

Parameter	CAS Number	Analytical Method	Result	Q	LOQ	Units	Run
C5 - C8 Aliphatics		MADEP-VPH-18-	ND		75	ug/L	1
C9 - C12 Aliphatics		MADEP-VPH-18-	ND		75	ug/L	1

Surrogate	Q	Run 1 % Recovery	Acceptance Limits
2,5-Dibromotoluene (FID)		99	70-130

LOQ = Limit of Quantitation
ND = Not detected at or above the LOQ
H = Out of holding time
B = Detected in the method blank
N = Recovery is out of criteria
W = Reported on wet weight basis
E = Quantitation of compound exceeded the calibration range
P = The RPD between two GC columns exceeds 40%

Pace Analytical Services, LLC *(formerly Shealy Environmental Services, Inc.)*
106 Vantage Point Drive West Columbia, SC 29172 (803) 791-9700 Fax (803) 791-9111 www.pacelabs.com

MADEP VPH (aromatics)

Client: Pace Analytical Services, Inc. | Laboratory ID: VH27022-001
Description: 14108 HC Rd | Matrix: Aqueous
Date Sampled: 08/25/2020 1510 | Project Name: 2021-L1-2448
Date Received: 08/27/2020 | Project Number: 92492688

Run	Prep Method	Analytical Method	Dilution	Analysis Date	Analyst	Prep Date	Batch
1	VPH	MADEP-VPH-18-2.1	1	08/27/2020 1530	ECB		64922

Parameter	CAS Number	Analytical Method	Result	Q	LOQ	Units	Run
C9 - C10 Aromatics		MADEP-VPH-18-	ND		25	ug/L	1

Surrogate	Q	Run 1 % Recovery	Acceptance Limits
2,5-Dibromotoluene (PID)		100	70-130

LOQ = Limit of Quantitation
ND = Not detected at or above the LOQ
H = Out of holding time
B = Detected in the method blank
N = Recovery is out of criteria
W = Reported on wet weight basis
E = Quantitation of compound exceeded the calibration range
P = The RPD between two GC columns exceeds 40%

Pace Analytical Services, LLC *(formerly Shealy Environmental Services, Inc.)*
106 Vantage Point Drive West Columbia, SC 29172 (803) 791-9700 Fax (803) 791-9111 www.pacelabs.com

QC Summary

MADEP VPH (aliphatics) - MB

Sample ID: VQ64921-001
Batch: 64921
Analytical Method: MADEP-VPH-18-2.1

Matrix: Aqueous
Prep Method: VPH

Parameter	Result	Q	Dil	LOQ	Units	Analysis Date
C5 - C8 Aliphatics	ND		1	75	ug/L	08/27/2020 1140
C9 - C12 Aliphatics	ND		1	75	ug/L	08/27/2020 1140

Surrogate	Q	% Rec	Acceptance Limit
2,5-Dibromotoluene (FID)		102	70-130

LOQ = Limit of Quantitation

ND = Not detected at or above the LOQ

N = Recovery is out of criteria

P = The RPD between two GC columns exceeds 40%

+ = RPD is out of criteria

Note: Calculations are performed before rounding to avoid round-off errors in calculated results

MADEP VPH (aliphatics) - LCS

Sample ID: VQ64921-002
Batch: 64921
Analytical Method: MADEP-VPH-18-2.1

Matrix: Aqueous
Prep Method: VPH

Parameter	Spike Amount (ug/L)	Result (ug/L)	Q	Dil	% Rec	% Rec Limit	Analysis Date
C5 - C8 Aliphatics	150	130		1	85	70-130	08/27/2020 1043
C9 - C12 Aliphatics	180	140		1	83	70-130	08/27/2020 1043

Surrogate	Q	% Rec	Acceptance Limit
2,5-Dibromotoluene (FID)		85	70-130

LOQ = Limit of Quantitation

ND = Not detected at or above the LOQ

N = Recovery is out of criteria

P = The RPD between two GC columns exceeds 40%

+ = RPD is out of criteria

Note: Calculations are performed before rounding to avoid round-off errors in calculated results

MADEP VPH (aliphatics) - LCSD

Sample ID: VQ64921-003
Batch: 64921
Analytical Method: MADEP-VPH-18-2.1

Matrix: Aqueous
Prep Method: VPH

Parameter	Spike Amount (ug/L)	Result (ug/L)	Q	Dil	% Rec	% RPD	% Rec Limit	% RPD Limit	Analysis Date
C5 - C8 Aliphatics	150	140		1	93	8.2	70-130	25	08/27/2020 1111
C9 - C12 Aliphatics	180	160		1	90	8.7	70-130	25	08/27/2020 1111

Surrogate	Q	% Rec	Acceptance Limit
2,5-Dibromotoluene (FID)		90	70-130

LOQ = Limit of Quantitation

ND = Not detected at or above the LOQ

N = Recovery is out of criteria

P = The RPD between two GC columns exceeds 40%

+ = RPD is out of criteria

Note: Calculations are performed before rounding to avoid round-off errors in calculated results

MADEP VPH (aromatics) - MB

Sample ID: VQ64922-001
Batch: 64922
Analytical Method: MADEP-VPH-18-2.1

Matrix: Aqueous
Prep Method: VPH

Parameter	Result	Q	Dil	LOQ	Units	Analysis Date
C9 - C10 Aromatics	ND		1	25	ug/L	08/27/2020 1140

Surrogate	Q	% Rec	Acceptance Limit
2,5-Dibromotoluene (PID)		102	70-130

LOQ = Limit of Quantitation

ND = Not detected at or above the LOQ

N = Recovery is out of criteria

P = The RPD between two GC columns exceeds 40%

+ = RPD is out of criteria

Note: Calculations are performed before rounding to avoid round-off errors in calculated results

MADEP VPH (aromatics) - LCS

Sample ID: VQ64922-002
Batch: 64922
Analytical Method: MADEP-VPH-18-2.1

Matrix: Aqueous
Prep Method: VPH

Parameter	Spike Amount (ug/L)	Result (ug/L)	Q	Dil	% Rec	% Rec Limit	Analysis Date
C9 - C10 Aromatics	25	22		1	86	70-130	08/27/2020 1043

Surrogate	Q	% Rec	Acceptance Limit
2,5-Dibromotoluene (PID)		85	70-130

LOQ = Limit of Quantitation

ND = Not detected at or above the LOQ

N = Recovery is out of criteria

P = The RPD between two GC columns exceeds 40%

+ = RPD is out of criteria

Note: Calculations are performed before rounding to avoid round-off errors in calculated results

MADEP VPH (aromatics) - LCSD

Sample ID: VQ64922-003
Batch: 64922
Analytical Method: MADEP-VPH-18-2.1

Matrix: Aqueous
Prep Method: VPH

Parameter	Spike Amount (ug/L)	Result (ug/L)	Q	Dil	% Rec	% RPD	% Rec Limit	% RPD Limit	Analysis Date
C9 - C10 Aromatics	25	24		1	94	8.4	70-130	25	08/27/2020 1111

Surrogate	Q	% Rec	Acceptance Limit
2,5-Dibromotoluene (PID)		91	70-130

LOQ = Limit of Quantitation

ND = Not detected at or above the LOQ

N = Recovery is out of criteria

P = The RPD between two GC columns exceeds 40%

+ = RPD is out of criteria

Note: Calculations are performed before rounding to avoid round-off errors in calculated results

Chain of Custody

and

Miscellaneous Documents

Internal Transfer Chain of Custody

☐ Samples Pre-Logged into eCOC.

Pace Analytical®
www.pacelabs.com

State Of Origin: NC
Cert. Needed: ☐ Yes ☐ No
Owner Received Date: 8/26/2020 Results Requested By: 8/27/2020

Workorder: 92492688 Workorder 2020-L1-2448

Report To
Angela Baloni
Pace Analytical Charlotte
9800 Kincey Ave. Suite 100
Huntersville, NC 28078
Phone (704)875-9092

Subcontract To
Pace Analytical West Columbia
106 Vantage Point Drive
West Columbia, SC 29172
Phone (803)791-9700

Requested Analysis

VH27022
CSD

Item	Sample ID	Sample Type	Collect Date/Time	Lab ID	Matrix	Preserved Containers: HCl	Subbed work within PASTWEL	GRO VPH	LAB USE ONLY
1	14108 ALC	PS	8/25/2020 15:10	92492688001	Water	1	X	X	
2									
3									
4									
5									

Transfers	Released By	Date/Time	Received By	Date/Time
1	MDG Pace HVL 8/26/2020 1800			
2				
3				8/27/2020 1120

Comments

Cooler Temperature on Receipt 1.7 °C | Custody Seal Y or N | Received on Ice Y or N | Samples Intact Y or N

***In order to maintain client confidentiality, location/name of the sampling site, sampler's name and signature may not be provided on this COC document. This chain of custody is considered complete as is since this information is available in the owner laboratory.*

Wednesday, August 26, 2020 6:18:30 PM

FMT-ALL-C-002rev.00 24March2009 Page 1 of 1

Shealy Environmental Services, Inc.
Document Number: MT001SC-14

Page 1 of 1
Effective Date: 8/2/2018

Sample Receipt Checklist (SRC)

Client: PACE Cooler Inspected by/date: JSH / 08/27/2020 Lot #: VH27022

Means of receipt: ☐ SESI ☐ Client ☐ UPS ☐ FedEx ☑ Other: PACE

☐ Yes	☑ No		1. Were custody seals present on the cooler?
☐ Yes	☐ No	☑ NA	2. If custody seals were present, were they intact and unbroken?

pH Strip ID: NA Chlorine Strip ID: NA Tested by: NA

Original temperature upon receipt / Derived (Corrected) temperature upon receipt %Solid Snap-Cup ID: NA

1.7 / 1.7 °C NA / NA °C NA / NA °C NA / NA °C

Method: ☐ Temperature Blank ☑ Against Bottles IR Gun ID: 5 IR Gun Correction Factor: 0 °C

Method of coolant: ☑ Wet Ice ☐ Ice Packs ☐ Dry Ice ☐ None

☐ Yes	☐ No	☑ NA	3. If temperature of any cooler exceeded 6.0°C, was Project Manager Notified? PM was Notified by: phone / email / face-to-face (circle one).
☐ Yes	☐ No	☑ NA	4. Is the commercial courier's packing slip attached to this form?
☑ Yes	☐ No		5. Were proper custody procedures (relinquished/received) followed?
☑ Yes	☐ No		6. Were sample IDs listed on the COC?
☑ Yes	☐ No		7. Were sample IDs listed on all sample containers?
☑ Yes	☐ No		8. Was collection date & time listed on the COC?
☑ Yes	☐ No		9. Was collection date & time listed on all sample containers?
☑ Yes	☐ No		10. Did all container label information (ID, date, time) agree with the COC?
☑ Yes	☐ No		11. Were tests to be performed listed on the COC?
☑ Yes	☐ No		12. Did all samples arrive in the proper containers for each test and/or in good condition (unbroken, lids on, etc.)?
☑ Yes	☐ No		13. Was adequate sample volume available?
☑ Yes	☐ No		14. Were all samples received within ½ the holding time or 48 hours, whichever comes first?
☐ Yes	☑ No		15. Were any samples containers missing/excess (circle one) samples Not listed on COC?
☐ Yes	☑ No	☐ NA	16. For VOA and RSK-175 samples, were bubbles present >"pea-size" (¼"or 6mm in diameter) in any of the VOA vials?
☐ Yes	☐ No	☑ NA	17. Were all DRO/metals/nutrient samples received at a pH of < 2?
☐ Yes	☐ No	☑ NA	18. Were all cyanide samples received at a pH > 12 and sulfide samples received at a pH > 9?
☐ Yes	☐ No	☑ NA	19. Were all applicable NH_3/TKN/cyanide/phenol/625 (< 0.5mg/L) samples free of residual chlorine?
☐ Yes	☐ No	☑ NA	20. Were client remarks/requests (i.e. requested dilutions, MS/MSD designations, etc…) correctly transcribed from the COC into the comment section in LIMS?
☐ Yes	☑ No		21. Was the quote number listed on the container label? If yes, Quote # NA

Sample Preservation (Must be completed for any sample(s) incorrectly preserved or with headspace.)

Sample(s) NA were received incorrectly preserved and were adjusted accordingly in sample receiving with NA mL of circle one: H2SO4, HNO3, HCl, NaOH using SR # NA.
Time of preservation NA. If more than one preservative is needed, please note in the comments below.

Sample(s) NA were received with bubbles >6 mm in diameter.

Samples(s) NA were received with TRC > 0.5 mg/L (If #19 is *no*) and were adjusted accordingly in sample receiving with sodium thiosulfate ($Na_2S_2O_3$) with Shealy ID: NA.

SR barcode labels applied by: JSH Date: 08/27/2020

Comments:

Pace Analytical Services, LLC
9800 Kincey Ave. Suite 100
Huntersville, NC 28078
(704)875-9092

August 27, 2020

Andrew Street
Apex Companies - NC
5900 Northwoods Business Pkwy
Suite 5900-0
Charlotte, NC 28269

RE: Project: 2020-L1-2448 (8/26)
Pace Project No.: 92492689

Dear Andrew Street:

Enclosed are the analytical results for sample(s) received by the laboratory on August 26, 2020. The results relate only to the samples included in this report. Results reported herein conform to the applicable TNI/NELAC Standards and the laboratory's Quality Manual, where applicable, unless otherwise noted in the body of the report.

The test results provided in this final report were generated by each of the following laboratories within the Pace Network:

- Pace Analytical Services - Asheville
- Pace Analytical Services - Charlotte

If you have any questions concerning this report, please feel free to contact me.

Sincerely,

Angela M. Baioni

Angela Baioni
angela.baioni@pacelabs.com
(704)875-9092
Project Manager

Enclosures

cc: Stanley Carpenter, Colonial Pipeline
J Culbreath, Colonial Pipeline Company
Robert Hughes, Colonial Pipeline
Margaret King, APEX Companies, LLC
Emily Little, Apex Companies
Jeff Morrison, Colonial Pipeline Company
Tom Naumann, APEX Companies - NC
Joe Nicolette, Montrose-EPS
Christopher Schultz, Apex Companies
Robert A. Shenk, Colonial Pipeline Company
J Tate, Colonial Pipeline Company
Alex Testoff, Montrose-EPS
JM Wyatt, Colonial Pipeline Company

REPORT OF LABORATORY ANALYSIS

This report shall not be reproduced, except in full,
without the written consent of Pace Analytical Services, LLC.

Pace Analytical Services, LLC
9800 Kincey Ave. Suite 100
Huntersville, NC 28078
(704)875-9092

CERTIFICATIONS

Project: 2020-L1-2448 (8/26)
Pace Project No.: 92492689

Pace Analytical Services Charlotte
9800 Kincey Ave. Ste 100, Huntersville, NC 28078
Louisiana/NELAP Certification # LA170028
North Carolina Drinking Water Certification #: 37706
North Carolina Field Services Certification #: 5342
North Carolina Wastewater Certification #: 12
South Carolina Certification #: 99006001
Florida/NELAP Certification #: E87627
Kentucky UST Certification #: 84
Virginia/VELAP Certification #: 460221

Pace Analytical Services Asheville
2225 Riverside Drive, Asheville, NC 28804
Florida/NELAP Certification #: E87648
Massachusetts Certification #: M-NC030
North Carolina Drinking Water Certification #: 37712
North Carolina Wastewater Certification #: 40
South Carolina Certification #: 99030001
Virginia/VELAP Certification #: 460222

REPORT OF LABORATORY ANALYSIS

This report shall not be reproduced, except in full,
without the written consent of Pace Analytical Services, LLC.

Pace Analytical Services, LLC
9800 Kincey Ave. Suite 100
Huntersville, NC 28078
(704)875-9092

SAMPLE ANALYTE COUNT

Project: 2020-L1-2448 (8/26)
Pace Project No.: 92492689

Lab ID	Sample ID	Method	Analysts	Analytes Reported	Laboratory
92492689001	**HOA_Lawn**	EPA 6010D	KQ	1	PASI-A
		SM 6200B	CL	63	PASI-C

PASI-A = Pace Analytical Services - Asheville
PASI-C = Pace Analytical Services - Charlotte

This report shall not be reproduced, except in full,
without the written consent of Pace Analytical Services, LLC.

Pace Analytical Services, LLC
9800 Kincey Ave. Suite 100
Huntersville, NC 28078
(704)875-9092

ANALYTICAL RESULTS

Project: 2020-L1-2448 (8/26)
Pace Project No.: 92492689

Sample: HOA_Lawn **Lab ID: 92492689001** Collected: 08/26/20 16:45 Received: 08/26/20 17:37 Matrix: Water

Parameters	Results	Units	Report Limit	DF	Prepared	Analyzed	CAS No.	Qual
6010 MET ICP	Analytical Method: EPA 6010D Preparation Method: EPA 3010A Pace Analytical Services - Asheville							
Lead	ND	ug/L	5.0	1	08/27/20 01:37	08/27/20 08:57	7439-92-1	
6200B MSV	Analytical Method: SM 6200B Pace Analytical Services - Charlotte							
Benzene	ND	ug/L	0.50	1		08/27/20 00:25	71-43-2	
Bromobenzene	ND	ug/L	0.50	1		08/27/20 00:25	108-86-1	
Bromochloromethane	ND	ug/L	0.50	1		08/27/20 00:25	74-97-5	
Bromodichloromethane	ND	ug/L	0.50	1		08/27/20 00:25	75-27-4	
Bromoform	ND	ug/L	0.50	1		08/27/20 00:25	75-25-2	
Bromomethane	ND	ug/L	5.0	1		08/27/20 00:25	74-83-9	
n-Butylbenzene	ND	ug/L	0.50	1		08/27/20 00:25	104-51-8	
sec-Butylbenzene	ND	ug/L	0.50	1		08/27/20 00:25	135-98-8	
tert-Butylbenzene	ND	ug/L	0.50	1		08/27/20 00:25	98-06-6	
Carbon tetrachloride	ND	ug/L	0.50	1		08/27/20 00:25	56-23-5	
Chlorobenzene	ND	ug/L	0.50	1		08/27/20 00:25	108-90-7	
Chloroethane	ND	ug/L	1.0	1		08/27/20 00:25	75-00-3	
Chloroform	ND	ug/L	0.50	1		08/27/20 00:25	67-66-3	
Chloromethane	ND	ug/L	1.0	1		08/27/20 00:25	74-87-3	
2-Chlorotoluene	ND	ug/L	0.50	1		08/27/20 00:25	95-49-8	
4-Chlorotoluene	ND	ug/L	0.50	1		08/27/20 00:25	106-43-4	
1,2-Dibromo-3-chloropropane	ND	ug/L	1.0	1		08/27/20 00:25	96-12-8	
Dibromochloromethane	ND	ug/L	0.50	1		08/27/20 00:25	124-48-1	
1,2-Dibromoethane (EDB)	ND	ug/L	0.50	1		08/27/20 00:25	106-93-4	
Dibromomethane	ND	ug/L	0.50	1		08/27/20 00:25	74-95-3	
1,2-Dichlorobenzene	ND	ug/L	0.50	1		08/27/20 00:25	95-50-1	
1,3-Dichlorobenzene	ND	ug/L	0.50	1		08/27/20 00:25	541-73-1	
1,4-Dichlorobenzene	ND	ug/L	0.50	1		08/27/20 00:25	106-46-7	
Dichlorodifluoromethane	ND	ug/L	0.50	1		08/27/20 00:25	75-71-8	
1,1-Dichloroethane	ND	ug/L	0.50	1		08/27/20 00:25	75-34-3	
1,2-Dichloroethane	ND	ug/L	0.50	1		08/27/20 00:25	107-06-2	
1,1-Dichloroethene	ND	ug/L	0.50	1		08/27/20 00:25	75-35-4	
cis-1,2-Dichloroethene	ND	ug/L	0.50	1		08/27/20 00:25	156-59-2	
trans-1,2-Dichloroethene	ND	ug/L	0.50	1		08/27/20 00:25	156-60-5	
1,2-Dichloropropane	ND	ug/L	0.50	1		08/27/20 00:25	78-87-5	
1,3-Dichloropropane	ND	ug/L	0.50	1		08/27/20 00:25	142-28-9	
2,2-Dichloropropane	ND	ug/L	0.50	1		08/27/20 00:25	594-20-7	
1,1-Dichloropropene	ND	ug/L	0.50	1		08/27/20 00:25	563-58-6	
cis-1,3-Dichloropropene	ND	ug/L	0.50	1		08/27/20 00:25	10061-01-5	
trans-1,3-Dichloropropene	ND	ug/L	0.50	1		08/27/20 00:25	10061-02-6	
Diisopropyl ether	ND	ug/L	0.50	1		08/27/20 00:25	108-20-3	
Ethylbenzene	ND	ug/L	0.50	1		08/27/20 00:25	100-41-4	
Hexachloro-1,3-butadiene	ND	ug/L	2.0	1		08/27/20 00:25	87-68-3	
Isopropylbenzene (Cumene)	ND	ug/L	0.50	1		08/27/20 00:25	98-82-8	
Methylene Chloride	ND	ug/L	2.0	1		08/27/20 00:25	75-09-2	
Methyl-tert-butyl ether	ND	ug/L	0.50	1		08/27/20 00:25	1634-04-4	
Naphthalene	ND	ug/L	2.0	1		08/27/20 00:25	91-20-3	

REPORT OF LABORATORY ANALYSIS

This report shall not be reproduced, except in full,
without the written consent of Pace Analytical Services, LLC.

Pace Analytical Services, LLC
9800 Kincey Ave. Suite 100
Huntersville, NC 28078
(704)875-9092

ANALYTICAL RESULTS

Project: 2020-L1-2448 (8/26)
Pace Project No.: 92492689

Sample: HOA_Lawn **Lab ID: 92492689001** Collected: 08/26/20 16:45 Received: 08/26/20 17:37 Matrix: Water

Parameters	Results	Units	Report Limit	DF	Prepared	Analyzed	CAS No.	Qual
6200B MSV	Analytical Method: SM 6200B Pace Analytical Services - Charlotte							
n-Propylbenzene	ND	ug/L	0.50	1		08/27/20 00:25	103-65-1	
Styrene	ND	ug/L	0.50	1		08/27/20 00:25	100-42-5	
1,1,1,2-Tetrachloroethane	ND	ug/L	0.50	1		08/27/20 00:25	630-20-6	
1,1,2,2-Tetrachloroethane	ND	ug/L	0.50	1		08/27/20 00:25	79-34-5	
Tetrachloroethene	ND	ug/L	0.50	1		08/27/20 00:25	127-18-4	
Toluene	ND	ug/L	0.50	1		08/27/20 00:25	108-88-3	
1,2,3-Trichlorobenzene	ND	ug/L	2.0	1		08/27/20 00:25	87-61-6	
1,2,4-Trichlorobenzene	ND	ug/L	2.0	1		08/27/20 00:25	120-82-1	
1,1,1-Trichloroethane	ND	ug/L	0.50	1		08/27/20 00:25	71-55-6	
1,1,2-Trichloroethane	ND	ug/L	0.50	1		08/27/20 00:25	79-00-5	
Trichloroethene	ND	ug/L	0.50	1		08/27/20 00:25	79-01-6	
Trichlorofluoromethane	ND	ug/L	1.0	1		08/27/20 00:25	75-69-4	
1,2,3-Trichloropropane	ND	ug/L	0.50	1		08/27/20 00:25	96-18-4	
1,2,4-Trimethylbenzene	ND	ug/L	0.50	1		08/27/20 00:25	95-63-6	
1,3,5-Trimethylbenzene	ND	ug/L	0.50	1		08/27/20 00:25	108-67-8	
Vinyl chloride	ND	ug/L	1.0	1		08/27/20 00:25	75-01-4	
m&p-Xylene	ND	ug/L	1.0	1		08/27/20 00:25	179601-23-1	
o-Xylene	ND	ug/L	0.50	1		08/27/20 00:25	95-47-6	
Surrogates								
1,2-Dichloroethane-d4 (S)	94	%	70-130	1		08/27/20 00:25	17060-07-0	
4-Bromofluorobenzene (S)	101	%	70-130	1		08/27/20 00:25	460-00-4	
Toluene-d8 (S)	103	%	70-130	1		08/27/20 00:25	2037-26-5	

REPORT OF LABORATORY ANALYSIS

This report shall not be reproduced, except in full,
without the written consent of Pace Analytical Services, LLC.

Pace Analytical Services, LLC
9800 Kincey Ave. Suite 100
Huntersville, NC 28078
(704)875-9092

QUALITY CONTROL DATA

Project: 2020-L1-2448 (8/26)
Pace Project No.: 92492689

QC Batch: 562642
QC Batch Method: EPA 3010A
Analysis Method: EPA 6010D
Analysis Description: 6010 MET
Laboratory: Pace Analytical Services - Asheville
Associated Lab Samples: 92492689001

METHOD BLANK: 2984022 Matrix: Water
Associated Lab Samples: 92492689001

Parameter	Units	Blank Result	Reporting Limit	Analyzed	Qualifiers
Lead	ug/L	ND	5.0	08/27/20 08:31	

LABORATORY CONTROL SAMPLE: 2984023

Parameter	Units	Spike Conc.	LCS Result	LCS % Rec	% Rec Limits	Qualifiers
Lead	ug/L	500	494	99	80-120	

MATRIX SPIKE & MATRIX SPIKE DUPLICATE: 2984024 2984025

Parameter	Units	92492687001 Result	MS Spike Conc.	MSD Spike Conc.	MS Result	MSD Result	MS % Rec	MSD % Rec	% Rec Limits	RPD	Qual
Lead	ug/L	<5.0	500	500	520	524	104	104	75-125	1	

Results presented on this page are in the units indicated by the "Units" column except where an alternate unit is presented to the right of the result.

REPORT OF LABORATORY ANALYSIS

This report shall not be reproduced, except in full,
without the written consent of Pace Analytical Services, LLC.

Pace Analytical Services, LLC
9800 Kincey Ave. Suite 100
Huntersville, NC 28078
(704)875-9092

QUALITY CONTROL DATA

Project: 2020-L1-2448 (8/26)
Pace Project No.: 92492689

QC Batch: 562627
QC Batch Method: SM 6200B
Analysis Method: SM 6200B
Analysis Description: 6200B MSV
Laboratory: Pace Analytical Services - Charlotte

Associated Lab Samples: 92492689001

METHOD BLANK: 2983977 Matrix: Water
Associated Lab Samples: 92492689001

Parameter	Units	Blank Result	Reporting Limit	Analyzed	Qualifiers
1,1,1,2-Tetrachloroethane	ug/L	ND	0.50	08/26/20 14:47	
1,1,1-Trichloroethane	ug/L	ND	0.50	08/26/20 14:47	
1,1,2,2-Tetrachloroethane	ug/L	ND	0.50	08/26/20 14:47	
1,1,2-Trichloroethane	ug/L	ND	0.50	08/26/20 14:47	
1,1-Dichloroethane	ug/L	ND	0.50	08/26/20 14:47	
1,1-Dichloroethene	ug/L	ND	0.50	08/26/20 14:47	
1,1-Dichloropropene	ug/L	ND	0.50	08/26/20 14:47	
1,2,3-Trichlorobenzene	ug/L	ND	2.0	08/26/20 14:47	
1,2,3-Trichloropropane	ug/L	ND	0.50	08/26/20 14:47	
1,2,4-Trichlorobenzene	ug/L	ND	2.0	08/26/20 14:47	
1,2,4-Trimethylbenzene	ug/L	ND	0.50	08/26/20 14:47	
1,2-Dibromo-3-chloropropane	ug/L	ND	1.0	08/26/20 14:47	
1,2-Dibromoethane (EDB)	ug/L	ND	0.50	08/26/20 14:47	
1,2-Dichlorobenzene	ug/L	ND	0.50	08/26/20 14:47	
1,2-Dichloroethane	ug/L	ND	0.50	08/26/20 14:47	
1,2-Dichloropropane	ug/L	ND	0.50	08/26/20 14:47	
1,3,5-Trimethylbenzene	ug/L	ND	0.50	08/26/20 14:47	
1,3-Dichlorobenzene	ug/L	ND	0.50	08/26/20 14:47	
1,3-Dichloropropane	ug/L	ND	0.50	08/26/20 14:47	
1,4-Dichlorobenzene	ug/L	ND	0.50	08/26/20 14:47	
2,2-Dichloropropane	ug/L	ND	0.50	08/26/20 14:47	
2-Chlorotoluene	ug/L	ND	0.50	08/26/20 14:47	
4-Chlorotoluene	ug/L	ND	0.50	08/26/20 14:47	
Benzene	ug/L	ND	0.50	08/26/20 14:47	
Bromobenzene	ug/L	ND	0.50	08/26/20 14:47	
Bromochloromethane	ug/L	ND	0.50	08/26/20 14:47	
Bromodichloromethane	ug/L	ND	0.50	08/26/20 14:47	
Bromoform	ug/L	ND	0.50	08/26/20 14:47	
Bromomethane	ug/L	ND	5.0	08/26/20 14:47	
Carbon tetrachloride	ug/L	ND	0.50	08/26/20 14:47	
Chlorobenzene	ug/L	ND	0.50	08/26/20 14:47	
Chloroethane	ug/L	ND	1.0	08/26/20 14:47	
Chloroform	ug/L	ND	0.50	08/26/20 14:47	
Chloromethane	ug/L	ND	1.0	08/26/20 14:47	
cis-1,2-Dichloroethene	ug/L	ND	0.50	08/26/20 14:47	
cis-1,3-Dichloropropene	ug/L	ND	0.50	08/26/20 14:47	
Dibromochloromethane	ug/L	ND	0.50	08/26/20 14:47	
Dibromomethane	ug/L	ND	0.50	08/26/20 14:47	
Dichlorodifluoromethane	ug/L	ND	0.50	08/26/20 14:47	
Diisopropyl ether	ug/L	ND	0.50	08/26/20 14:47	

Results presented on this page are in the units indicated by the "Units" column except where an alternate unit is presented to the right of the result.

REPORT OF LABORATORY ANALYSIS

This report shall not be reproduced, except in full,
without the written consent of Pace Analytical Services, LLC.

Pace Analytical Services, LLC
9800 Kincey Ave. Suite 100
Huntersville, NC 28078
(704)875-9092

QUALITY CONTROL DATA

Project: 2020-L1-2448 (8/26)
Pace Project No.: 92492689

METHOD BLANK: 2983977 Matrix: Water
Associated Lab Samples: 92492689001

Parameter	Units	Blank Result	Reporting Limit	Analyzed	Qualifiers
Ethylbenzene	ug/L	ND	0.50	08/26/20 14:47	
Hexachloro-1,3-butadiene	ug/L	ND	2.0	08/26/20 14:47	
Isopropylbenzene (Cumene)	ug/L	ND	0.50	08/26/20 14:47	
m&p-Xylene	ug/L	ND	1.0	08/26/20 14:47	
Methyl-tert-butyl ether	ug/L	ND	0.50	08/26/20 14:47	
Methylene Chloride	ug/L	ND	2.0	08/26/20 14:47	
n-Butylbenzene	ug/L	ND	0.50	08/26/20 14:47	
n-Propylbenzene	ug/L	ND	0.50	08/26/20 14:47	
Naphthalene	ug/L	ND	2.0	08/26/20 14:47	
o-Xylene	ug/L	ND	0.50	08/26/20 14:47	
sec-Butylbenzene	ug/L	ND	0.50	08/26/20 14:47	
Styrene	ug/L	ND	0.50	08/26/20 14:47	
tert-Butylbenzene	ug/L	ND	0.50	08/26/20 14:47	
Tetrachloroethene	ug/L	ND	0.50	08/26/20 14:47	
Toluene	ug/L	ND	0.50	08/26/20 14:47	
trans-1,2-Dichloroethene	ug/L	ND	0.50	08/26/20 14:47	
trans-1,3-Dichloropropene	ug/L	ND	0.50	08/26/20 14:47	
Trichloroethene	ug/L	ND	0.50	08/26/20 14:47	
Trichlorofluoromethane	ug/L	ND	1.0	08/26/20 14:47	
Vinyl chloride	ug/L	ND	1.0	08/26/20 14:47	
1,2-Dichloroethane-d4 (S)	%	95	70-130	08/26/20 14:47	
4-Bromofluorobenzene (S)	%	100	70-130	08/26/20 14:47	
Toluene-d8 (S)	%	102	70-130	08/26/20 14:47	

LABORATORY CONTROL SAMPLE: 2983978

Parameter	Units	Spike Conc.	LCS Result	LCS % Rec	% Rec Limits	Qualifiers
1,1,1,2-Tetrachloroethane	ug/L	50	54.4	109	60-140	
1,1,1-Trichloroethane	ug/L	50	56.0	112	60-140	
1,1,2,2-Tetrachloroethane	ug/L	50	51.7	103	60-140	
1,1,2-Trichloroethane	ug/L	50	53.3	107	60-140	
1,1-Dichloroethane	ug/L	50	52.9	106	60-140	
1,1-Dichloroethene	ug/L	50	54.3	109	60-140	
1,1-Dichloropropene	ug/L	50	49.5	99	60-140	
1,2,3-Trichlorobenzene	ug/L	50	51.3	103	60-140	
1,2,3-Trichloropropane	ug/L	50	53.4	107	60-140	
1,2,4-Trichlorobenzene	ug/L	50	52.6	105	60-140	
1,2,4-Trimethylbenzene	ug/L	50	52.3	105	60-140	
1,2-Dibromo-3-chloropropane	ug/L	50	53.7	107	60-140	
1,2-Dibromoethane (EDB)	ug/L	50	54.2	108	60-140	
1,2-Dichlorobenzene	ug/L	50	50.3	101	60-140	
1,2-Dichloroethane	ug/L	50	47.6	95	60-140	
1,2-Dichloropropane	ug/L	50	54.3	109	60-140	
1,3,5-Trimethylbenzene	ug/L	50	53.0	106	60-140	

Results presented on this page are in the units indicated by the "Units" column except where an alternate unit is presented to the right of the result.

REPORT OF LABORATORY ANALYSIS

This report shall not be reproduced, except in full,
without the written consent of Pace Analytical Services, LLC.

Pace Analytical Services, LLC
9800 Kincey Ave. Suite 100
Huntersville, NC 28078
(704)875-9092

QUALITY CONTROL DATA

Project: 2020-L1-2448 (8/26)
Pace Project No.: 92492689

LABORATORY CONTROL SAMPLE: 2983978

Parameter	Units	Spike Conc.	LCS Result	LCS % Rec	% Rec Limits	Qualifiers
1,3-Dichlorobenzene	ug/L	50	50.6	101	60-140	
1,3-Dichloropropane	ug/L	50	53.9	108	60-140	
1,4-Dichlorobenzene	ug/L	50	50.1	100	60-140	
2,2-Dichloropropane	ug/L	50	58.4	117	60-140	
2-Chlorotoluene	ug/L	50	50.8	102	60-140	
4-Chlorotoluene	ug/L	50	49.0	98	60-140	
Benzene	ug/L	50	52.6	105	60-140	
Bromobenzene	ug/L	50	48.7	97	60-140	
Bromochloromethane	ug/L	50	53.1	106	60-140	
Bromodichloromethane	ug/L	50	47.8	96	60-140	
Bromoform	ug/L	50	53.7	107	60-140	
Bromomethane	ug/L	50	50.8	102	60-140	
Carbon tetrachloride	ug/L	50	53.4	107	60-140	
Chlorobenzene	ug/L	50	49.3	99	60-140	
Chloroethane	ug/L	50	38.6	77	60-140	
Chloroform	ug/L	50	50.4	101	60-140	
Chloromethane	ug/L	50	43.1	86	60-140	
cis-1,2-Dichloroethene	ug/L	50	51.7	103	60-140	
cis-1,3-Dichloropropene	ug/L	50	60.6	121	60-140	
Dibromochloromethane	ug/L	50	54.5	109	60-140	
Dibromomethane	ug/L	50	49.2	98	60-140	
Dichlorodifluoromethane	ug/L	50	39.2	78	60-140	
Diisopropyl ether	ug/L	50	51.3	103	60-140	
Ethylbenzene	ug/L	50	49.0	98	60-140	
Hexachloro-1,3-butadiene	ug/L	50	52.0	104	60-140	
Isopropylbenzene (Cumene)	ug/L	50	48.6	97	60-140	
m&p-Xylene	ug/L	100	95.9	96	60-140	
Methyl-tert-butyl ether	ug/L	50	46.4	93	60-140	
Methylene Chloride	ug/L	50	48.9	98	60-140	
n-Butylbenzene	ug/L	50	51.6	103	60-140	
n-Propylbenzene	ug/L	50	50.4	101	60-140	
Naphthalene	ug/L	50	51.3	103	60-140	
o-Xylene	ug/L	50	48.1	96	60-140	
sec-Butylbenzene	ug/L	50	50.4	101	60-140	
Styrene	ug/L	50	51.0	102	60-140	
tert-Butylbenzene	ug/L	50	44.2	88	60-140	
Tetrachloroethene	ug/L	50	51.4	103	60-140	
Toluene	ug/L	50	47.6	95	60-140	
trans-1,2-Dichloroethene	ug/L	50	57.9	116	60-140	
trans-1,3-Dichloropropene	ug/L	50	55.3	111	60-140	
Trichloroethene	ug/L	50	56.1	112	60-140	
Trichlorofluoromethane	ug/L	50	39.1	78	60-140	
Vinyl chloride	ug/L	50	41.0	82	60-140	
1,2-Dichloroethane-d4 (S)	%			99	70-130	
4-Bromofluorobenzene (S)	%			96	70-130	
Toluene-d8 (S)	%			96	70-130	

Results presented on this page are in the units indicated by the "Units" column except where an alternate unit is presented to the right of the result.

REPORT OF LABORATORY ANALYSIS

This report shall not be reproduced, except in full,
without the written consent of Pace Analytical Services, LLC.

Pace Analytical Services, LLC
9800 Kincey Ave. Suite 100
Huntersville, NC 28078
(704)875-9092

QUALITY CONTROL DATA

Project: 2020-L1-2448 (8/26)
Pace Project No.: 92492689

MATRIX SPIKE & MATRIX SPIKE DUPLICATE: 2983979 2983980

Parameter	Units	92492688001 Result	MS Spike Conc.	MSD Spike Conc.	MS Result	MSD Result	MS % Rec	MSD % Rec	% Rec Limits	RPD	Qual
1,1,1,2-Tetrachloroethane	ug/L	ND	20	20	22.8	24.9	114	124	60-140	9	
1,1,1-Trichloroethane	ug/L	ND	20	20	25.9	28.1	130	141	60-140	8	M1
1,1,2,2-Tetrachloroethane	ug/L	ND	20	20	21.6	23.3	108	117	60-140	8	
1,1,2-Trichloroethane	ug/L	ND	20	20	22.4	23.7	112	119	60-140	6	
1,1-Dichloroethane	ug/L	ND	20	20	24.0	25.6	120	128	60-140	6	
1,1-Dichloroethene	ug/L	ND	20	20	26.2	28.1	131	140	60-140	7	
1,1-Dichloropropene	ug/L	ND	20	20	22.0	23.9	110	120	60-140	8	
1,2,3-Trichlorobenzene	ug/L	ND	20	20	22.3	23.2	111	116	60-140	4	
1,2,3-Trichloropropane	ug/L	ND	20	20	20.4	21.6	102	108	60-140	5	
1,2,4-Trichlorobenzene	ug/L	ND	20	20	22.6	23.8	113	119	60-140	5	
1,2,4-Trimethylbenzene	ug/L	ND	20	20	22.6	23.8	113	119	60-140	5	
1,2-Dibromo-3-chloropropane	ug/L	ND	20	20	21.1	23.1	106	115	60-140	9	
1,2-Dibromoethane (EDB)	ug/L	ND	20	20	23.0	24.4	115	122	60-140	6	
1,2-Dichlorobenzene	ug/L	ND	20	20	22.3	23.8	112	119	60-140	7	
1,2-Dichloroethane	ug/L	ND	20	20	21.5	23.8	107	119	60-140	10	
1,2-Dichloropropane	ug/L	ND	20	20	23.9	25.1	120	126	60-140	5	
1,3,5-Trimethylbenzene	ug/L	ND	20	20	23.1	24.3	115	121	60-140	5	
1,3-Dichlorobenzene	ug/L	ND	20	20	22.8	23.9	114	119	60-140	5	
1,3-Dichloropropane	ug/L	ND	20	20	22.3	24.6	111	123	60-140	10	
1,4-Dichlorobenzene	ug/L	ND	20	20	22.6	24.2	113	121	60-140	7	
2,2-Dichloropropane	ug/L	ND	20	20	27.1	28.6	135	143	60-140	6	M1
2-Chlorotoluene	ug/L	ND	20	20	22.9	24.5	114	123	60-140	7	
4-Chlorotoluene	ug/L	ND	20	20	22.3	23.7	111	118	60-140	6	
Benzene	ug/L	ND	20	20	23.1	25.3	116	126	60-140	9	
Bromobenzene	ug/L	ND	20	20	21.9	23.0	109	115	60-140	5	
Bromochloromethane	ug/L	ND	20	20	23.4	25.4	117	127	60-140	8	
Bromodichloromethane	ug/L	ND	20	20	21.6	23.4	108	117	60-140	8	
Bromoform	ug/L	ND	20	20	21.6	24.5	108	122	60-140	12	
Bromomethane	ug/L	ND	20	20	17.1	21.9	85	109	60-140	25	
Carbon tetrachloride	ug/L	ND	20	20	26.0	28.3	130	142	60-140	8	M1
Chlorobenzene	ug/L	ND	20	20	22.2	24.0	111	120	60-140	8	
Chloroethane	ug/L	ND	20	20	21.3	22.6	107	113	60-140	6	
Chloroform	ug/L	ND	20	20	23.5	25.3	117	126	60-140	7	
Chloromethane	ug/L	ND	20	20	19.3	20.8	96	104	60-140	8	
cis-1,2-Dichloroethene	ug/L	ND	20	20	23.6	25.8	118	129	60-140	9	
cis-1,3-Dichloropropene	ug/L	ND	20	20	24.9	26.5	124	133	60-140	6	
Dibromochloromethane	ug/L	ND	20	20	22.6	24.4	113	122	60-140	8	
Dibromomethane	ug/L	ND	20	20	22.4	24.0	112	120	60-140	7	
Dichlorodifluoromethane	ug/L	ND	20	20	19.6	20.3	98	101	60-140	3	
Diisopropyl ether	ug/L	ND	20	20	20.9	22.8	105	114	60-140	8	
Ethylbenzene	ug/L	ND	20	20	22.4	24.4	112	122	60-140	8	
Hexachloro-1,3-butadiene	ug/L	ND	20	20	24.3	26.0	121	130	60-140	7	
Isopropylbenzene (Cumene)	ug/L	ND	20	20	22.9	24.7	114	123	60-140	8	
m&p-Xylene	ug/L	ND	40	40	45.7	49.2	114	123	60-140	7	
Methyl-tert-butyl ether	ug/L	ND	20	20	18.6	19.8	93	99	60-140	6	
Methylene Chloride	ug/L	ND	20	20	22.5	24.2	112	121	60-140	8	

Results presented on this page are in the units indicated by the "Units" column except where an alternate unit is presented to the right of the result.

REPORT OF LABORATORY ANALYSIS

This report shall not be reproduced, except in full,
without the written consent of Pace Analytical Services, LLC.

Pace Analytical Services, LLC
9800 Kincey Ave. Suite 100
Huntersville, NC 28078
(704)875-9092

QUALITY CONTROL DATA

Project: 2020-L1-2448 (8/26)
Pace Project No.: 92492689

MATRIX SPIKE & MATRIX SPIKE DUPLICATE: 2983979 2983980

Parameter	Units	92492688001 Result	MS Spike Conc.	MSD Spike Conc.	MS Result	MSD Result	MS % Rec	MSD % Rec	% Rec Limits	RPD	Qual
n-Butylbenzene	ug/L	ND	20	20	22.8	24.1	114	120	60-140	5	
n-Propylbenzene	ug/L	ND	20	20	22.8	23.9	114	119	60-140	4	
Naphthalene	ug/L	ND	20	20	21.8	22.8	109	114	60-140	5	
o-Xylene	ug/L	ND	20	20	22.3	23.9	111	120	60-140	7	
sec-Butylbenzene	ug/L	ND	20	20	22.8	24.0	114	120	60-140	5	
Styrene	ug/L	ND	20	20	22.9	24.8	115	124	60-140	8	
tert-Butylbenzene	ug/L	ND	20	20	20.0	21.3	100	107	60-140	6	
Tetrachloroethene	ug/L	ND	20	20	22.7	24.4	114	122	60-140	7	
Toluene	ug/L	ND	20	20	21.9	23.5	110	117	60-140	7	
trans-1,2-Dichloroethene	ug/L	ND	20	20	24.8	27.6	124	138	60-140	11	
trans-1,3-Dichloropropene	ug/L	ND	20	20	23.3	24.6	116	123	60-140	6	
Trichloroethene	ug/L	ND	20	20	25.1	26.8	125	134	60-140	7	
Trichlorofluoromethane	ug/L	ND	20	20	22.8	24.2	114	121	60-140	6	
Vinyl chloride	ug/L	ND	20	20	19.2	20.6	96	103	60-140	7	
1,2-Dichloroethane-d4 (S)	%						103	107	70-130		
4-Bromofluorobenzene (S)	%						99	99	70-130		
Toluene-d8 (S)	%						99	97	70-130		

Results presented on this page are in the units indicated by the "Units" column except where an alternate unit is presented to the right of the result.

REPORT OF LABORATORY ANALYSIS

This report shall not be reproduced, except in full,
without the written consent of Pace Analytical Services, LLC.

Pace Analytical Services, LLC
9800 Kincey Ave. Suite 100
Huntersville, NC 28078
(704)875-9092

QUALIFIERS

Project: 2020-L1-2448 (8/26)
Pace Project No.: 92492689

DEFINITIONS

DF - Dilution Factor, if reported, represents the factor applied to the reported data due to dilution of the sample aliquot.

ND - Not Detected at or above adjusted reporting limit.

TNTC - Too Numerous To Count

J - Estimated concentration above the adjusted method detection limit and below the adjusted reporting limit.

MDL - Adjusted Method Detection Limit.

PQL - Practical Quantitation Limit.

RL - Reporting Limit - The lowest concentration value that meets project requirements for quantitative data with known precision and bias for a specific analyte in a specific matrix.

S - Surrogate

1,2-Diphenylhydrazine decomposes to and cannot be separated from Azobenzene using Method 8270. The result for each analyte is a combined concentration.

Consistent with EPA guidelines, unrounded data are displayed and have been used to calculate % recovery and RPD values.

LCS(D) - Laboratory Control Sample (Duplicate)

MS(D) - Matrix Spike (Duplicate)

DUP - Sample Duplicate

RPD - Relative Percent Difference

NC - Not Calculable.

SG - Silica Gel - Clean-Up

U - Indicates the compound was analyzed for, but not detected.

Acid preservation may not be appropriate for 2 Chloroethylvinyl ether.

A separate vial preserved to a pH of 4-5 is recommended in SW846 Chapter 4 for the analysis of Acrolein and Acrylonitrile by EPA Method 8260.

N-Nitrosodiphenylamine decomposes and cannot be separated from Diphenylamine using Method 8270. The result reported for each analyte is a combined concentration.

Pace Analytical is TNI accredited. Contact your Pace PM for the current list of accredited analytes.

TNI - The NELAC Institute.

ANALYTE QUALIFIERS

M1 Matrix spike recovery exceeded QC limits. Batch accepted based on laboratory control sample (LCS) recovery.

This report shall not be reproduced, except in full,
without the written consent of Pace Analytical Services, LLC.

Pace Analytical Services, LLC
9800 Kincey Ave. Suite 100
Huntersville, NC 28078
(704)875-9092

QUALITY CONTROL DATA CROSS REFERENCE TABLE

Project: 2020-L1-2448 (8/26)
Pace Project No.: 92492689

Lab ID	Sample ID	QC Batch Method	QC Batch	Analytical Method	Analytical Batch
92492689001	**HOA_Lawn**	EPA 3010A	562642	EPA 6010D	562667
92492689001	**HOA_Lawn**	SM 6200B	562627		

This report shall not be reproduced, except in full,
without the written consent of Pace Analytical Services, LLC.

WO# : 92492689

92492689

CHAIN-OF-CUSTODY Analytical Request Document

Pace Analytical

Chain-of-Custody is a LEGAL DOCUMENT - Complete all relevent fields

LAB USE ... mber or

Company: Apex Companies LLC

Address:

Billing Information:

Report To: Andrew Streets

Email To: AndrewStreet/ EmilyLittle

Copy To:

Site Collection Info/Address: Huntersville-Concord & Lock Raven

Customer Project Name/Number: 2020-L1-2448

State: / County/City: Time Zone Collected: [ ]PT [ ]MT [ ]CT [ ]ET

Phone: Email:

Site/Facility ID #:

Compliance Monitoring? [ ] Yes [ ] No

Collected By (print): Margaret King

Purchase Order #: Quote #:

DW PWS ID #: DW Location Code:

Collected By (signature): Margaret King

Turnaround Date Required: ASAP

Immediately Packed on Ice: [✓] Yes [ ] No

Sample Disposal: [ ] Dispose as appropriate [ ] Return [ ] Archive: _____ [ ] Hold: _____

Rush: [✓] Same Day [✓] Next Day [ ] 2 Day [ ] 3 Day [ ] 4 Day [ ] 5 Day (Expedite Charges Apply)

Field Filtered (if applicable): [ ] Yes [ ] No

Analysis: _____

* Matrix Codes (Insert in Matrix box below): Drinking Water (DW), Ground Water (GW), Wastewater (WW), Product (P), Soil/Solid (SL), Oil (OL), Wipe (WP), Air (AR), Tissue (TS), Bioassay (B), Vapor (V), Other (OT)

Container Preservative Type

** Preservative Types: (1) nitric acid, (2) sulfuric acid, (3) hydrochloric acid, (4) sodium hydroxide, (5) zinc acetate, (6) methanol, (7) sodium bisulfate, (8) sodium thiosulfate, (9) hexane, (A) ascorbic acid, (B) ammonium sulfate, (C) ammonium hydroxide, (D) TSP, (U) Unpreserved, (O) Other _____

Customer Sample ID	Matrix *	Comp / Grab	Collected (or Composite Start) Date	Collected (or Composite Start) Time	Composite End Date	Composite End Time	Res Cl	# of Ctns	Analyses: SM 6200B VOCs	Lead	MADEP VPH	Lab Profile/Line:
HOA LAWN	DW	G			8-26-20	1645		8	X	X	X	001

Lab Sample Receipt Checklist:

Custody Seals Present/Intact	Y	N	NA
Custody Signatures Present	Y	N	NA
Collector Signature Present	Y	N	NA
Bottles Intact	Y	N	NA
Correct Bottles	Y	N	NA
Sufficient Volume	Y	N	NA
Samples Received on Ice	Y	N	NA
VOA - Headspace Acceptable	Y	N	NA
USDA Regulated Soils	Y	N	NA
Samples in Holding Time	Y	N	NA
Residual Chlorine Present	Y	N	NA
Sample pH Acceptable	Y	N	NA
Sulfide Present	Y	N	NA

Cl Strips: _____

pH Strips: _____

Lead Acetate Strips: _____

LAB USE ONLY: 92492689

Lab Sample # / Comments: 92492689

Customer Remarks / Special Conditions / Possible Hazards:

Type of Ice Used: Wet Blue Dry None

Packing Material Used: BBAG

Radchem sample(s) screened (<500 cpm): Y N NA

SHORT HOLDS PRESENT (<72 hours): Y N N/A

Lab Tracking #: 2538815

Samples received via: FEDEX UPS Client Courier Pace Courier

Lab Sample Temperature Info:

Temp Blank Received: Y N NA

Therm ID#: T206

Cooler 1 Temp Upon Receipt: 1.4 oC

Cooler 1 Therm Corr. Factor: 0 oC

Cooler 1 Corrected Temp: 1.4 oC

Comments:

Relinquished by/Company: (Signature)	Date/Time:	Received by/Company: (Signature)	Date/Time:
Margaret King	8-26-20 1737	MDG Pace HVL	8/26/20 1737
Relinquished by/Company: (Signature)	Date/Time:	Received by/Company: (Signature)	Date/Time:
		BB PACE HVL mc 8/26/20	8/26 17:37
Relinquished by/Company: (Signature)	Date/Time:	Received by/Company: (Signature)	Date/Time:

MTJL LAB USE ONLY

Table #:

Acctnum:

Template:

Prelogin:

PM:

PB:

Trip Blank Received: Y N NA

HCL MeOH TSP Other

Non Conformance(s): YES / NO

Page: _____ of: _____

Report of Analysis

Pace Analytical Services, Inc.
9800 Kincey Avenue
Suite 100
Huntersville, NC 28078
Attention: Angela M. Baioni

Project Name: 2021-L1-2448

Project Number: 92492689

Lot Number:**VH27019**

Date Completed:08/27/2020

08/27/2020 7:12 PM
Approved and released by:
Project Manager II: **Cathy S. Dover**

The electronic signature above is the equivalent of a handwritten signature.
This report shall not be reproduced, except in its entirety, without the written approval of Pace Analytical Services, LLC.

Case Narrative
Pace Analytical Services, Inc.
Lot Number: VH27019

This Report of Analysis contains the analytical result(s) for the sample(s) listed on the Sample Summary following this Case Narrative. The sample receiving date is documented in the header information associated with each sample.

All results listed in this report relate only to the samples that are contained within this report.

Sample receipt, sample analysis, and data review have been performed in accordance with the most current approved NELAC standards, the Pace Analytical Services, LLC ("Pace") Quality Assurance Management Plan (QAMP), standard operating procedures (SOPs), and Pace policies. Any exceptions to the NELAC standards, the QAMP, SOPs or policies are qualified on the results page or discussed below.

If you have any questions regarding this report please contact the Pace Project Manager listed on the cover page.

Sample Summary
Pace Analytical Services, Inc.
Lot Number: VH27019
Project Name: 2021-L1-2448
Project Number: 92492689

Sample Number	Sample ID	Matrix	Date Sampled	Date Received
001	HOA Lawn	Aqueous	08/26/2020 1645	08/27/2020

(1 sample)

Detection Summary

Pace Analytical Services, Inc.

Lot Number: VH27019

Project Name: 2021-L1-2448

Project Number: 92492689

Sample	Sample ID	Matrix	Parameter	Method	Result	Q	Units	Page

(0 detections)

MADEP VPH (aliphatics)

Client: Pace Analytical Services, Inc. | Laboratory ID: VH27019-001
Description: HOA Lawn | Matrix: Aqueous
Date Sampled: 08/26/2020 1645 | Project Name: 2021-L1-2448
Date Received: 08/27/2020 | Project Number: 92492689

Run	Prep Method	Analytical Method	Dilution	Analysis Date	Analyst	Prep Date	Batch
1	VPH	MADEP-VPH-18-2.1	1	08/27/2020 1558	ECB		64921

Parameter	CAS Number	Analytical Method	Result	Q	LOQ	Units	Run
C5 - C8 Aliphatics		MADEP-VPH-18-	ND		75	ug/L	1
C9 - C12 Aliphatics		MADEP-VPH-18-	ND		75	ug/L	1

Surrogate	Q	Run 1 % Recovery	Acceptance Limits
2,5-Dibromotoluene (FID)		99	70-130

LOQ = Limit of Quantitation
ND = Not detected at or above the LOQ
H = Out of holding time
B = Detected in the method blank
N = Recovery is out of criteria
W = Reported on wet weight basis
E = Quantitation of compound exceeded the calibration range
P = The RPD between two GC columns exceeds 40%

Pace Analytical Services, LLC *(formerly Shealy Environmental Services, Inc.)*
106 Vantage Point Drive West Columbia, SC 29172 (803) 791-9700 Fax (803) 791-9111 www.pacelabs.com

MADEP VPH (aromatics)

Client: Pace Analytical Services, Inc.			Laboratory ID: VH27019-001
Description: HOA Lawn			Matrix: Aqueous
Date Sampled: 08/26/2020 1645	Project Name: 2021-L1-2448		
Date Received: 08/27/2020	Project Number: 92492689		

Run	Prep Method	Analytical Method	Dilution	Analysis Date	Analyst	Prep Date	Batch
1	VPH	MADEP-VPH-18-2.1	1	08/27/2020 1558	ECB		64922

Parameter	CAS Number	Analytical Method	Result	Q	LOQ	Units	Run
C9 - C10 Aromatics		MADEP-VPH-18-	ND		25	ug/L	1

Surrogate	Q	Run 1 % Recovery	Acceptance Limits
2,5-Dibromotoluene (PID)		100	70-130

LOQ = Limit of Quantitation	B = Detected in the method blank	E = Quantitation of compound exceeded the calibration range
ND = Not detected at or above the LOQ	N = Recovery is out of criteria	P = The RPD between two GC columns exceeds 40%
H = Out of holding time	W = Reported on wet weight basis	

Pace Analytical Services, LLC *(formerly Shealy Environmental Services, Inc.)*
106 Vantage Point Drive West Columbia, SC 29172 (803) 791-9700 Fax (803) 791-9111 www.pacelabs.com

QC Summary

MADEP VPH (aliphatics) - MB

Sample ID: VQ64921-001
Batch: 64921
Analytical Method: MADEP-VPH-18-2.1

Matrix: Aqueous
Prep Method: VPH

Parameter	Result	Q	Dil	LOQ	Units	Analysis Date
C5 - C8 Aliphatics	ND		1	75	ug/L	08/27/2020 1140
C9 - C12 Aliphatics	ND		1	75	ug/L	08/27/2020 1140

Surrogate	Q	% Rec	Acceptance Limit
2,5-Dibromotoluene (FID)		102	70-130

LOQ = Limit of Quantitation

ND = Not detected at or above the LOQ

N = Recovery is out of criteria

P = The RPD between two GC columns exceeds 40%

+ = RPD is out of criteria

Note: Calculations are performed before rounding to avoid round-off errors in calculated results

MADEP VPH (aliphatics) - LCS

Sample ID: VQ64921-002
Batch: 64921
Analytical Method: MADEP-VPH-18-2.1

Matrix: Aqueous
Prep Method: VPH

Parameter	Spike Amount (ug/L)	Result (ug/L)	Q	Dil	% Rec	% Rec Limit	Analysis Date
C5 - C8 Aliphatics	150	130		1	85	70-130	08/27/2020 1043
C9 - C12 Aliphatics	180	140		1	83	70-130	08/27/2020 1043

Surrogate	Q	% Rec	Acceptance Limit
2,5-Dibromotoluene (FID)		85	70-130

LOQ = Limit of Quantitation

ND = Not detected at or above the LOQ

N = Recovery is out of criteria

P = The RPD between two GC columns exceeds 40%

+ = RPD is out of criteria

Note: Calculations are performed before rounding to avoid round-off errors in calculated results

MADEP VPH (aliphatics) - LCSD

Sample ID: VQ64921-003
Batch: 64921
Analytical Method: MADEP-VPH-18-2.1

Matrix: Aqueous
Prep Method: VPH

Parameter	Spike Amount (ug/L)	Result (ug/L)	Q	Dil	% Rec	% RPD	% Rec Limit	% RPD Limit	Analysis Date
C5 - C8 Aliphatics	150	140		1	93	8.2	70-130	25	08/27/2020 1111
C9 - C12 Aliphatics	180	160		1	90	8.7	70-130	25	08/27/2020 1111

Surrogate	Q	% Rec	Acceptance Limit
2,5-Dibromotoluene (FID)		90	70-130

LOQ = Limit of Quantitation

ND = Not detected at or above the LOQ

N = Recovery is out of criteria

P = The RPD between two GC columns exceeds 40%

+ = RPD is out of criteria

Note: Calculations are performed before rounding to avoid round-off errors in calculated results

MADEP VPH (aromatics) - MB

Sample ID: VQ64922-001
Batch: 64922
Analytical Method: MADEP-VPH-18-2.1

Matrix: Aqueous
Prep Method: VPH

Parameter	Result	Q	Dil	LOQ	Units	Analysis Date
C9 - C10 Aromatics	ND		1	25	ug/L	08/27/2020 1140

Surrogate	Q	% Rec	Acceptance Limit
2,5-Dibromotoluene (PID)		102	70-130

LOQ = Limit of Quantitation

ND = Not detected at or above the LOQ

N = Recovery is out of criteria

P = The RPD between two GC columns exceeds 40%

+ = RPD is out of criteria

Note: Calculations are performed before rounding to avoid round-off errors in calculated results

MADEP VPH (aromatics) - LCS

Sample ID: VQ64922-002
Batch: 64922
Analytical Method: MADEP-VPH-18-2.1

Matrix: Aqueous
Prep Method: VPH

Parameter	Spike Amount (ug/L)	Result (ug/L)	Q	Dil	% Rec	% Rec Limit	Analysis Date
C9 - C10 Aromatics	25	22		1	86	70-130	08/27/2020 1043

Surrogate	Q	% Rec	Acceptance Limit
2,5-Dibromotoluene (PID)		85	70-130

LOQ = Limit of Quantitation

ND = Not detected at or above the LOQ

N = Recovery is out of criteria

P = The RPD between two GC columns exceeds 40%

+ = RPD is out of criteria

Note: Calculations are performed before rounding to avoid round-off errors in calculated results

MADEP VPH (aromatics) - LCSD

Sample ID: VQ64922-003
Batch: 64922
Analytical Method: MADEP-VPH-18-2.1

Matrix: Aqueous
Prep Method: VPH

Parameter	Spike Amount (ug/L)	Result (ug/L)	Q	Dil	% Rec	% RPD	% Rec Limit	% RPD Limit	Analysis Date
C9 - C10 Aromatics	25	24		1	94	8.4	70-130	25	08/27/2020 1111

Surrogate	Q	% Rec	Acceptance Limit
2,5-Dibromotoluene (PID)		91	70-130

LOQ = Limit of Quantitation

ND = Not detected at or above the LOQ

N = Recovery is out of criteria

P = The RPD between two GC columns exceeds 40%

+ = RPD is out of criteria

Note: Calculations are performed before rounding to avoid round-off errors in calculated results

Chain of Custody

and

Miscellaneous Documents

Internal Transfer Chain of Custody

Pace Analytical®
www.pacelabs.com

☐ Samples Pre-Logged into eCOC.

State Of Origin: NC
Cert. Needed: ☐ Yes ☐ No
Owner Received Date: 8/26/2020 Results Requested By: 8/27/2020

Workorder: 92492689 Workorder 2020-L1-2448

Report To	Subcontract To
Angela Baioni Pace Analytical Charlotte 9800 Kincey Ave. Suite 100 Huntersville, NC 28078 Phone (704)875-9092	Pace Analytical West Columbia 106 Vantage Point Drive West Columbia, SC 29172 Phone (803)791-9700

Requested Analysis

VH27019

CSD

Item	Sample ID	Sample Type	Collect Date/Time	Lab ID	Matrix	Preserved Containers: HCl	Subbed work within PAST WEI	6-RO VPH	LAB USE ONLY
1	HOA Lawn	PS	8/26/2020 16:45	92492689001	Water	1	X	X	
2									
3									
4									
5									

Transfers	Released By	Date/Time	Received By	Date/Time
1	MDLPACEHVL 8/26/2020 1800			
2				
3			[signature]	8/27/2020 1122

Comments

Cooler Temperature on Receipt 1.7 °C | Custody Seal Y or (N) | Received on Ice (Y) or N | Samples Intact (Y) or N

***In order to maintain client confidentiality, location/name of the sampling site, sampler's name and signature may not be provided on this COC document. This chain of custody is considered complete as is since this information is available in the owner laboratory.*

Wednesday, August 26, 2020 6:19:00 PM FMT-ALL-C-002rev.00 24March2009 Page 1 of 1

Shealy Environmental Services, Inc.
Document Number: ME001.8C-14

Page: 1 of 1
Effective Date: 8/2/2018

Sample Receipt Checklist (SRC)

Client: PACE Cooler Inspected by/date: JSH / 08/27/2020 Lot #: VH27019

Means of receipt: ☐ SESI ☐ Client ☐ UPS ☐ FedEx ☑ Other: PACE

☐ Yes	☑ No		1. Were custody seals present on the cooler?
☐ Yes	☐ No	☑ NA	2. If custody seals were present, were they intact and unbroken?

pH Strip ID: NA Chlorine Strip ID: NA Tested by: NA

Original temperature upon receipt / Derived (Corrected) temperature upon receipt %Solid Snap-Cup ID: NA

1.7 / 1.7 °C NA / NA °C NA / NA °C NA / NA °C

Method: ☐ Temperature Blank ☑ Against Bottles IR Gun ID: 5 IR Gun Correction Factor: 0 °C

Method of coolant: ☑ Wet Ice ☐ Ice Packs ☐ Dry Ice ☐ None

☐ Yes	☐ No	☑ NA	3. If temperature of any cooler exceeded 6.0°C, was Project Manager Notified? PM was Notified by: phone / email / face-to-face (circle one).
☐ Yes	☐ No	☑ NA	4. Is the commercial courier's packing slip attached to this form?
☑ Yes	☐ No		5. Were proper custody procedures (relinquished/received) followed?
☑ Yes	☐ No		6. Were sample IDs listed on the COC?
☑ Yes	☐ No		7. Were sample IDs listed on all sample containers?
☑ Yes	☐ No		8. Was collection date & time listed on the COC?
☑ Yes	☐ No		9. Was collection date & time listed on all sample containers?
☑ Yes	☐ No		10. Did all container label information (ID, date, time) agree with the COC?
☑ Yes	☐ No		11. Were tests to be performed listed on the COC?
☑ Yes	☐ No		12. Did all samples arrive in the proper containers for each test and/or in good condition (unbroken, lids on, etc.)?
☑ Yes	☐ No		13. Was adequate sample volume available?
☑ Yes	☐ No		14. Were all samples received within ½ the holding time or 48 hours, whichever comes first?
☐ Yes	☑ No		15. Were any samples containers missing/excess (circle one) samples Not listed on COC?
☐ Yes	☑ No	☐ NA	16. For VOA and RSK-175 samples, were bubbles present >"pea-size" (¼"or 6mm in diameter) in any of the VOA vials?
☐ Yes	☐ No	☑ NA	17. Were all DRO/metals/nutrient samples received at a pH of < 2?
☐ Yes	☐ No	☑ NA	18. Were all cyanide samples received at a pH > 12 and sulfide samples received at a pH > 9?
☐ Yes	☐ No	☑ NA	19. Were all applicable NH_3/TKN/cyanide/phenol/625 (< 0.5mg/L) samples free of residual chlorine?
☐ Yes	☐ No	☑ NA	20. Were client remarks/requests (i.e. requested dilutions, MS/MSD designations, etc…) correctly transcribed from the COC into the comment section in LIMS?
☐ Yes	☑ No		21. Was the quote number listed on the container label? If yes, Quote # NA

Sample Preservation (Must be completed for any sample(s) incorrectly preserved or with headspace.)

Sample(s) NA were received incorrectly preserved and were adjusted accordingly in sample receiving with NA mL of circle one: H2SO4, HNO3, HCl, NaOH using SR # NA.
Time of preservation NA. If more than one preservative is needed, please note in the comments below.

Sample(s) NA were received with bubbles >6 mm in diameter.

Samples(s) NA were received with TRC > 0.5 mg/L (If #19 is *no*) and were adjusted accordingly in sample receiving with sodium thiosulfate ($Na_2S_2O_3$) with Shealy ID: NA.

SR barcode labels applied by: JSH Date: 08/27/2020

Comments:

Pace Analytical Services, LLC
9800 Kincey Ave. Suite 100
Huntersville, NC 28078
(704)875-9092

August 30, 2020

Andrew Street
Apex Companies - NC
5900 Northwoods Business Pkwy
Suite 5900-0
Charlotte, NC 28269

RE: Project: 2020-L1-2448
Pace Project No.: 92492904

Dear Andrew Street:

Enclosed are the analytical results for sample(s) received by the laboratory on August 27, 2020. The results relate only to the samples included in this report. Results reported herein conform to the applicable TNI/NELAC Standards and the laboratory's Quality Manual, where applicable, unless otherwise noted in the body of the report.

The test results provided in this final report were generated by each of the following laboratories within the Pace Network:

- Pace National - Mt. Juliet
- Pace Analytical Services - Asheville
- Pace Analytical Services - Charlotte

If you have any questions concerning this report, please feel free to contact me.

Sincerely,

Angela M. Baioni

Angela Baioni
angela.baioni@pacelabs.com
(704)875-9092
Project Manager

Enclosures

cc: Stanley Carpenter, Colonial Pipeline
J Culbreath, Colonial Pipeline Company
Robert Hughes, Colonial Pipeline
Margaret King, APEX Companies, LLC
Emily Little, Apex Companies
Jeff Morrison, Colonial Pipeline Company
Tom Naumann, APEX Companies - NC
Joe Nicolette, Montrose-EPS
Christopher Schultz, Apex Companies
Robert A. Shenk, Colonial Pipeline Company
J Tate, Colonial Pipeline Company
Alex Testoff, Montrose-EPS
JM Wyatt, Colonial Pipeline Company

REPORT OF LABORATORY ANALYSIS

This report shall not be reproduced, except in full,
without the written consent of Pace Analytical Services, LLC.

Pace Analytical Services, LLC
9800 Kincey Ave. Suite 100
Huntersville, NC 28078
(704)875-9092

CERTIFICATIONS

Project: 2020-L1-2448
Pace Project No.: 92492904

Pace Analytical Services National

12065 Lebanon Road, Mt. Juliet, TN 37122
Alabama Certification #: 40660
Alaska Certification 17-026
Arizona Certification #: AZ0612
Arkansas Certification #: 88-0469
California Certification #: 2932
Canada Certification #: 1461.01
Colorado Certification #: TN00003
Connecticut Certification #: PH-0197
DOD Certification: #1461.01
EPA# TN00003
Florida Certification #: E87487
Georgia DW Certification #: 923
Georgia Certification: NELAP
Idaho Certification #: TN00003
Illinois Certification #: 200008
Indiana Certification #: C-TN-01
Iowa Certification #: 364
Kansas Certification #: E-10277
Kentucky UST Certification #: 16
Kentucky Certification #: 90010
Louisiana Certification #: AI30792
Louisiana DW Certification #: LA180010
Maine Certification #: TN0002
Maryland Certification #: 324
Massachusetts Certification #: M-TN003
Michigan Certification #: 9958
Minnesota Certification #: 047-999-395
Mississippi Certification #: TN00003
Missouri Certification #: 340
Montana Certification #: CERT0086
Nebraska Certification #: NE-OS-15-05
Nevada Certification #: TN-03-2002-34
New Hampshire Certification #: 2975
New Jersey Certification #: TN002
New Mexico DW Certification
New York Certification #: 11742
North Carolina Aquatic Toxicity Certification #: 41
North Carolina Drinking Water Certification #: 21704
North Carolina Environmental Certificate #: 375
North Dakota Certification #: R-140
Ohio VAP Certification #: CL0069
Oklahoma Certification #: 9915
Oregon Certification #: TN200002
Pennsylvania Certification #: 68-02979
Rhode Island Certification #: LAO00356
South Carolina Certification #: 84004
South Dakota Certification
Tennessee DW/Chem/Micro Certification #: 2006
Texas Certification #: T 104704245-17-14
Texas Mold Certification #: LAB0152
USDA Soil Permit #: P330-15-00234
Utah Certification #: TN00003
Virginia Certification #: VT2006
Vermont Dept. of Health: ID# VT-2006
Virginia Certification #: 460132
Washington Certification #: C847
West Virginia Certification #: 233
Wisconsin Certification #: 9980939910
Wyoming UST Certification #: via A2LA 2926.01
A2LA-ISO 17025 Certification #: 1461.01
A2LA-ISO 17025 Certification #: 1461.02
AIHA-LAP/LLC EMLAP Certification #:100789

Pace Analytical Services Charlotte

9800 Kincey Ave. Ste 100, Huntersville, NC 28078
Louisiana/NELAP Certification # LA170028
North Carolina Drinking Water Certification #: 37706
North Carolina Field Services Certification #: 5342
North Carolina Wastewater Certification #: 12
South Carolina Certification #: 99006001
Florida/NELAP Certification #: E87627
Kentucky UST Certification #: 84
Virginia/VELAP Certification #: 460221

Pace Analytical Services Asheville

2225 Riverside Drive, Asheville, NC 28804
Florida/NELAP Certification #: E87648
Massachusetts Certification #: M-NC030
North Carolina Drinking Water Certification #: 37712
North Carolina Wastewater Certification #: 40
South Carolina Certification #: 99030001
Virginia/VELAP Certification #: 460222

REPORT OF LABORATORY ANALYSIS

This report shall not be reproduced, except in full,
without the written consent of Pace Analytical Services, LLC.

Pace Analytical Services, LLC
9800 Kincey Ave. Suite 100
Huntersville, NC 28078
(704)875-9092

SAMPLE ANALYTE COUNT

Project: 2020-L1-2448
Pace Project No.: 92492904

Lab ID	Sample ID	Method	Analysts	Analytes Reported	Laboratory
92492904001	**13800_H/C_RD**	MADEP VPH	ACG	6	PAN
		EPA 6010D	SH1	1	PASI-A
		SM 6200B	CL	63	PASI-C

PAN = Pace National - Mt. Juliet
PASI-A = Pace Analytical Services - Asheville
PASI-C = Pace Analytical Services - Charlotte

This report shall not be reproduced, except in full,
without the written consent of Pace Analytical Services, LLC.

Pace Analytical Services, LLC
9800 Kincey Ave. Suite 100
Huntersville, NC 28078
(704)875-9092

ANALYTICAL RESULTS

Project: 2020-L1-2448
Pace Project No.: 92492904

Sample: 13800_H/C_RD **Lab ID: 92492904001** Collected: 08/27/20 11:48 Received: 08/27/20 17:35 Matrix: Water

Parameters	Results	Units	Report Limit	DF	Prepared	Analyzed	CAS No.	Qual
MADEPV	Analytical Method: MADEP VPH Preparation Method: MADEPV Pace National - Mt. Juliet							
Aliphatic (C05-C08)	ND	ug/L	100	1	08/28/20 13:45	08/28/20 13:45		
Aliphatic (C09-C12)	ND	ug/L	100	1	08/28/20 13:45	08/28/20 13:45		
Aromatic (C09-C10),Unadjusted	ND	ug/L	100	1	08/28/20 13:45	08/28/20 13:45	TPHC9C10A	
Total VPH	ND	ug/L	100	1	08/28/20 13:45	08/28/20 13:45	VPH	
Surrogates								
2,5-Dibromotoluene (FID)	96.9	%	70.0-130	1	08/28/20 13:45	08/28/20 13:45	615-59-8FID	
2,5-Dibromotoluene (PID)	103	%	70.0-130	1	08/28/20 13:45	08/28/20 13:45	615-59-8PID	
6010 MET ICP	Analytical Method: EPA 6010D Preparation Method: EPA 3010A Pace Analytical Services - Asheville							
Lead	**109**	ug/L	5.0	1	08/28/20 01:45	08/28/20 13:02	7439-92-1	
6200B MSV	Analytical Method: SM 6200B Pace Analytical Services - Charlotte							
Benzene	ND	ug/L	0.50	1		08/27/20 19:41	71-43-2	
Bromobenzene	ND	ug/L	0.50	1		08/27/20 19:41	108-86-1	
Bromochloromethane	ND	ug/L	0.50	1		08/27/20 19:41	74-97-5	
Bromodichloromethane	ND	ug/L	0.50	1		08/27/20 19:41	75-27-4	
Bromoform	ND	ug/L	0.50	1		08/27/20 19:41	75-25-2	
Bromomethane	ND	ug/L	5.0	1		08/27/20 19:41	74-83-9	
n-Butylbenzene	ND	ug/L	0.50	1		08/27/20 19:41	104-51-8	
sec-Butylbenzene	ND	ug/L	0.50	1		08/27/20 19:41	135-98-8	
tert-Butylbenzene	ND	ug/L	0.50	1		08/27/20 19:41	98-06-6	
Carbon tetrachloride	ND	ug/L	0.50	1		08/27/20 19:41	56-23-5	
Chlorobenzene	ND	ug/L	0.50	1		08/27/20 19:41	108-90-7	
Chloroethane	ND	ug/L	1.0	1		08/27/20 19:41	75-00-3	
Chloroform	ND	ug/L	0.50	1		08/27/20 19:41	67-66-3	
Chloromethane	ND	ug/L	1.0	1		08/27/20 19:41	74-87-3	
2-Chlorotoluene	ND	ug/L	0.50	1		08/27/20 19:41	95-49-8	
4-Chlorotoluene	ND	ug/L	0.50	1		08/27/20 19:41	106-43-4	
1,2-Dibromo-3-chloropropane	ND	ug/L	1.0	1		08/27/20 19:41	96-12-8	
Dibromochloromethane	ND	ug/L	0.50	1		08/27/20 19:41	124-48-1	
1,2-Dibromoethane (EDB)	ND	ug/L	0.50	1		08/27/20 19:41	106-93-4	
Dibromomethane	ND	ug/L	0.50	1		08/27/20 19:41	74-95-3	
1,2-Dichlorobenzene	ND	ug/L	0.50	1		08/27/20 19:41	95-50-1	
1,3-Dichlorobenzene	ND	ug/L	0.50	1		08/27/20 19:41	541-73-1	
1,4-Dichlorobenzene	ND	ug/L	0.50	1		08/27/20 19:41	106-46-7	
Dichlorodifluoromethane	ND	ug/L	0.50	1		08/27/20 19:41	75-71-8	
1,1-Dichloroethane	ND	ug/L	0.50	1		08/27/20 19:41	75-34-3	
1,2-Dichloroethane	ND	ug/L	0.50	1		08/27/20 19:41	107-06-2	
1,1-Dichloroethene	ND	ug/L	0.50	1		08/27/20 19:41	75-35-4	M1
cis-1,2-Dichloroethene	ND	ug/L	0.50	1		08/27/20 19:41	156-59-2	
trans-1,2-Dichloroethene	ND	ug/L	0.50	1		08/27/20 19:41	156-60-5	
1,2-Dichloropropane	ND	ug/L	0.50	1		08/27/20 19:41	78-87-5	
1,3-Dichloropropane	ND	ug/L	0.50	1		08/27/20 19:41	142-28-9	
2,2-Dichloropropane	ND	ug/L	0.50	1		08/27/20 19:41	594-20-7	M1

REPORT OF LABORATORY ANALYSIS

This report shall not be reproduced, except in full,
without the written consent of Pace Analytical Services, LLC.

Pace Analytical Services, LLC
9800 Kincey Ave. Suite 100
Huntersville, NC 28078
(704)875-9092

ANALYTICAL RESULTS

Project: 2020-L1-2448
Pace Project No.: 92492904

Sample: 13800_H/C_RD **Lab ID: 92492904001** Collected: 08/27/20 11:48 Received: 08/27/20 17:35 Matrix: Water

Parameters	Results	Units	Report Limit	DF	Prepared	Analyzed	CAS No.	Qual
6200B MSV	Analytical Method: SM 6200B Pace Analytical Services - Charlotte							
1,1-Dichloropropene	ND	ug/L	0.50	1		08/27/20 19:41	563-58-6	
cis-1,3-Dichloropropene	ND	ug/L	0.50	1		08/27/20 19:41	10061-01-5	
trans-1,3-Dichloropropene	ND	ug/L	0.50	1		08/27/20 19:41	10061-02-6	
Diisopropyl ether	ND	ug/L	0.50	1		08/27/20 19:41	108-20-3	
Ethylbenzene	ND	ug/L	0.50	1		08/27/20 19:41	100-41-4	
Hexachloro-1,3-butadiene	ND	ug/L	2.0	1		08/27/20 19:41	87-68-3	
Isopropylbenzene (Cumene)	ND	ug/L	0.50	1		08/27/20 19:41	98-82-8	
Methylene Chloride	ND	ug/L	2.0	1		08/27/20 19:41	75-09-2	
Methyl-tert-butyl ether	ND	ug/L	0.50	1		08/27/20 19:41	1634-04-4	
Naphthalene	ND	ug/L	2.0	1		08/27/20 19:41	91-20-3	
n-Propylbenzene	ND	ug/L	0.50	1		08/27/20 19:41	103-65-1	
Styrene	ND	ug/L	0.50	1		08/27/20 19:41	100-42-5	
1,1,1,2-Tetrachloroethane	ND	ug/L	0.50	1		08/27/20 19:41	630-20-6	
1,1,2,2-Tetrachloroethane	ND	ug/L	0.50	1		08/27/20 19:41	79-34-5	
Tetrachloroethene	ND	ug/L	0.50	1		08/27/20 19:41	127-18-4	
Toluene	ND	ug/L	0.50	1		08/27/20 19:41	108-88-3	
1,2,3-Trichlorobenzene	ND	ug/L	2.0	1		08/27/20 19:41	87-61-6	
1,2,4-Trichlorobenzene	ND	ug/L	2.0	1		08/27/20 19:41	120-82-1	
1,1,1-Trichloroethane	ND	ug/L	0.50	1		08/27/20 19:41	71-55-6	
1,1,2-Trichloroethane	ND	ug/L	0.50	1		08/27/20 19:41	79-00-5	
Trichloroethene	ND	ug/L	0.50	1		08/27/20 19:41	79-01-6	
Trichlorofluoromethane	ND	ug/L	1.0	1		08/27/20 19:41	75-69-4	
1,2,3-Trichloropropane	ND	ug/L	0.50	1		08/27/20 19:41	96-18-4	
1,2,4-Trimethylbenzene	ND	ug/L	0.50	1		08/27/20 19:41	95-63-6	
1,3,5-Trimethylbenzene	ND	ug/L	0.50	1		08/27/20 19:41	108-67-8	
Vinyl chloride	ND	ug/L	1.0	1		08/27/20 19:41	75-01-4	
m&p-Xylene	ND	ug/L	1.0	1		08/27/20 19:41	179601-23-1	
o-Xylene	ND	ug/L	0.50	1		08/27/20 19:41	95-47-6	
Surrogates								
1,2-Dichloroethane-d4 (S)	95	%	70-130	1		08/27/20 19:41	17060-07-0	
4-Bromofluorobenzene (S)	100	%	70-130	1		08/27/20 19:41	460-00-4	
Toluene-d8 (S)	103	%	70-130	1		08/27/20 19:41	2037-26-5	

REPORT OF LABORATORY ANALYSIS

This report shall not be reproduced, except in full,
without the written consent of Pace Analytical Services, LLC.

Pace Analytical Services, LLC
9800 Kincey Ave. Suite 100
Huntersville, NC 28078
(704)875-9092

QUALITY CONTROL DATA

Project: 2020-L1-2448
Pace Project No.: 92492904

QC Batch: 1533719
QC Batch Method: MADEPV
Analysis Method: MADEP VPH
Analysis Description: MADEPV
Laboratory: Pace National - Mt. Juliet

Associated Lab Samples: 92492904001

METHOD BLANK: R3564970-3 Matrix: Water
Associated Lab Samples: 92492904001

Parameter	Units	Blank Result	Reporting Limit	Analyzed	Qualifiers
Aliphatic (C05-C08)	ug/L	ND	100	08/27/20 17:48	
Aliphatic (C09-C12)	ug/L	ND	100	08/27/20 17:48	
Aromatic (C09-C10),Unadjusted	ug/L	ND	100	08/27/20 17:48	
Total VPH	ug/L	ND	100	08/27/20 17:48	
2,5-Dibromotoluene (FID)	%	92.5	70.0-130	08/27/20 17:48	
2,5-Dibromotoluene (PID)	%	97	70.0-130	08/27/20 17:48	

LABORATORY CONTROL SAMPLE & LCSD: R3564970-1 R3564970-2

Parameter	Units	Spike Conc.	LCS Result	LCSD Result	LCS % Rec	LCSD % Rec	% Rec Limits	RPD	Max RPD	Qualifiers
Aliphatic (C05-C08)	ug/L	1200	1130	1130	94.2	94.2	70.0-130	0.00	25	
Aliphatic (C09-C12)	ug/L	1400	1160	1130	82.9	80.7	70.0-130	2.62	25	
Aromatic (C09-C10),Unadjusted	ug/L	200	208	245	104	123	70.0-130	16.3	25	
Total VPH	ug/L	2800	2500	2510	89.3	89.6	70.0-130	0.399	25	
2,5-Dibromotoluene (FID)	%				104	103	70.0-130			
2,5-Dibromotoluene (PID)	%				108	109	70.0-130			

Results presented on this page are in the units indicated by the "Units" column except where an alternate unit is presented to the right of the result.

REPORT OF LABORATORY ANALYSIS

This report shall not be reproduced, except in full,
without the written consent of Pace Analytical Services, LLC.

Pace Analytical Services, LLC
9800 Kincey Ave. Suite 100
Huntersville, NC 28078
(704)875-9092

QUALITY CONTROL DATA

Project: 2020-L1-2448
Pace Project No.: 92492904

QC Batch: 562975
QC Batch Method: EPA 3010A
Analysis Method: EPA 6010D
Analysis Description: 6010 MET
Laboratory: Pace Analytical Services - Asheville

Associated Lab Samples: 92492904001

METHOD BLANK: 2985447 Matrix: Water
Associated Lab Samples: 92492904001

Parameter	Units	Blank Result	Reporting Limit	Analyzed	Qualifiers
Lead	ug/L	ND	5.0	08/28/20 12:26	

LABORATORY CONTROL SAMPLE: 2985448

Parameter	Units	Spike Conc.	LCS Result	LCS % Rec	% Rec Limits	Qualifiers
Lead	ug/L	500	495	99	80-120	

MATRIX SPIKE & MATRIX SPIKE DUPLICATE: 2985449 2985450

Parameter	Units	92492837001 Result	MS Spike Conc.	MSD Spike Conc.	MS Result	MSD Result	MS % Rec	MSD % Rec	% Rec Limits	RPD	Qual
Lead	ug/L	<5.0	500	500	502	494	100	99	75-125	2	

Results presented on this page are in the units indicated by the "Units" column except where an alternate unit is presented to the right of the result.

REPORT OF LABORATORY ANALYSIS

This report shall not be reproduced, except in full,
without the written consent of Pace Analytical Services, LLC.

Pace Analytical Services, LLC
9800 Kincey Ave. Suite 100
Huntersville, NC 28078
(704)875-9092

QUALITY CONTROL DATA

Project: 2020-L1-2448
Pace Project No.: 92492904

QC Batch: 562946
QC Batch Method: SM 6200B
Analysis Method: SM 6200B
Analysis Description: 6200B MSV
Laboratory: Pace Analytical Services - Charlotte

Associated Lab Samples: 92492904001

METHOD BLANK: 2985378 Matrix: Water
Associated Lab Samples: 92492904001

Parameter	Units	Blank Result	Reporting Limit	Analyzed	Qualifiers
1,1,1,2-Tetrachloroethane	ug/L	ND	0.50	08/27/20 16:59	
1,1,1-Trichloroethane	ug/L	ND	0.50	08/27/20 16:59	
1,1,2,2-Tetrachloroethane	ug/L	ND	0.50	08/27/20 16:59	
1,1,2-Trichloroethane	ug/L	ND	0.50	08/27/20 16:59	
1,1-Dichloroethane	ug/L	ND	0.50	08/27/20 16:59	
1,1-Dichloroethene	ug/L	ND	0.50	08/27/20 16:59	
1,1-Dichloropropene	ug/L	ND	0.50	08/27/20 16:59	
1,2,3-Trichlorobenzene	ug/L	ND	2.0	08/27/20 16:59	
1,2,3-Trichloropropane	ug/L	ND	0.50	08/27/20 16:59	
1,2,4-Trichlorobenzene	ug/L	ND	2.0	08/27/20 16:59	
1,2,4-Trimethylbenzene	ug/L	ND	0.50	08/27/20 16:59	
1,2-Dibromo-3-chloropropane	ug/L	ND	1.0	08/27/20 16:59	
1,2-Dibromoethane (EDB)	ug/L	ND	0.50	08/27/20 16:59	
1,2-Dichlorobenzene	ug/L	ND	0.50	08/27/20 16:59	
1,2-Dichloroethane	ug/L	ND	0.50	08/27/20 16:59	
1,2-Dichloropropane	ug/L	ND	0.50	08/27/20 16:59	
1,3,5-Trimethylbenzene	ug/L	ND	0.50	08/27/20 16:59	
1,3-Dichlorobenzene	ug/L	ND	0.50	08/27/20 16:59	
1,3-Dichloropropane	ug/L	ND	0.50	08/27/20 16:59	
1,4-Dichlorobenzene	ug/L	ND	0.50	08/27/20 16:59	
2,2-Dichloropropane	ug/L	ND	0.50	08/27/20 16:59	
2-Chlorotoluene	ug/L	ND	0.50	08/27/20 16:59	
4-Chlorotoluene	ug/L	ND	0.50	08/27/20 16:59	
Benzene	ug/L	ND	0.50	08/27/20 16:59	
Bromobenzene	ug/L	ND	0.50	08/27/20 16:59	
Bromochloromethane	ug/L	ND	0.50	08/27/20 16:59	
Bromodichloromethane	ug/L	ND	0.50	08/27/20 16:59	
Bromoform	ug/L	ND	0.50	08/27/20 16:59	
Bromomethane	ug/L	ND	5.0	08/27/20 16:59	
Carbon tetrachloride	ug/L	ND	0.50	08/27/20 16:59	
Chlorobenzene	ug/L	ND	0.50	08/27/20 16:59	
Chloroethane	ug/L	ND	1.0	08/27/20 16:59	
Chloroform	ug/L	ND	0.50	08/27/20 16:59	
Chloromethane	ug/L	ND	1.0	08/27/20 16:59	
cis-1,2-Dichloroethene	ug/L	ND	0.50	08/27/20 16:59	
cis-1,3-Dichloropropene	ug/L	ND	0.50	08/27/20 16:59	
Dibromochloromethane	ug/L	ND	0.50	08/27/20 16:59	
Dibromomethane	ug/L	ND	0.50	08/27/20 16:59	
Dichlorodifluoromethane	ug/L	ND	0.50	08/27/20 16:59	
Diisopropyl ether	ug/L	ND	0.50	08/27/20 16:59	

Results presented on this page are in the units indicated by the "Units" column except where an alternate unit is presented to the right of the result.

REPORT OF LABORATORY ANALYSIS

This report shall not be reproduced, except in full,
without the written consent of Pace Analytical Services, LLC.

Pace Analytical Services, LLC
9800 Kincey Ave. Suite 100
Huntersville, NC 28078
(704)875-9092

QUALITY CONTROL DATA

Project: 2020-L1-2448
Pace Project No.: 92492904

METHOD BLANK: 2985378 Matrix: Water
Associated Lab Samples: 92492904001

Parameter	Units	Blank Result	Reporting Limit	Analyzed	Qualifiers
Ethylbenzene	ug/L	ND	0.50	08/27/20 16:59	
Hexachloro-1,3-butadiene	ug/L	ND	2.0	08/27/20 16:59	
Isopropylbenzene (Cumene)	ug/L	ND	0.50	08/27/20 16:59	
m&p-Xylene	ug/L	ND	1.0	08/27/20 16:59	
Methyl-tert-butyl ether	ug/L	ND	0.50	08/27/20 16:59	
Methylene Chloride	ug/L	ND	2.0	08/27/20 16:59	
n-Butylbenzene	ug/L	ND	0.50	08/27/20 16:59	
n-Propylbenzene	ug/L	ND	0.50	08/27/20 16:59	
Naphthalene	ug/L	ND	2.0	08/27/20 16:59	
o-Xylene	ug/L	ND	0.50	08/27/20 16:59	
sec-Butylbenzene	ug/L	ND	0.50	08/27/20 16:59	
Styrene	ug/L	ND	0.50	08/27/20 16:59	
tert-Butylbenzene	ug/L	ND	0.50	08/27/20 16:59	
Tetrachloroethene	ug/L	ND	0.50	08/27/20 16:59	
Toluene	ug/L	ND	0.50	08/27/20 16:59	
trans-1,2-Dichloroethene	ug/L	ND	0.50	08/27/20 16:59	
trans-1,3-Dichloropropene	ug/L	ND	0.50	08/27/20 16:59	
Trichloroethene	ug/L	ND	0.50	08/27/20 16:59	
Trichlorofluoromethane	ug/L	ND	1.0	08/27/20 16:59	
Vinyl chloride	ug/L	ND	1.0	08/27/20 16:59	
1,2-Dichloroethane-d4 (S)	%	98	70-130	08/27/20 16:59	
4-Bromofluorobenzene (S)	%	101	70-130	08/27/20 16:59	
Toluene-d8 (S)	%	104	70-130	08/27/20 16:59	

LABORATORY CONTROL SAMPLE: 2985379

Parameter	Units	Spike Conc.	LCS Result	LCS % Rec	% Rec Limits	Qualifiers
1,1,1,2-Tetrachloroethane	ug/L	50	53.5	107	60-140	
1,1,1-Trichloroethane	ug/L	50	53.3	107	60-140	
1,1,2,2-Tetrachloroethane	ug/L	50	50.0	100	60-140	
1,1,2-Trichloroethane	ug/L	50	51.2	102	60-140	
1,1-Dichloroethane	ug/L	50	48.8	98	60-140	
1,1-Dichloroethene	ug/L	50	50.2	100	60-140	
1,1-Dichloropropene	ug/L	50	45.4	91	60-140	
1,2,3-Trichlorobenzene	ug/L	50	49.5	99	60-140	
1,2,3-Trichloropropane	ug/L	50	47.9	96	60-140	
1,2,4-Trichlorobenzene	ug/L	50	51.8	104	60-140	
1,2,4-Trimethylbenzene	ug/L	50	50.5	101	60-140	
1,2-Dibromo-3-chloropropane	ug/L	50	51.2	102	60-140	
1,2-Dibromoethane (EDB)	ug/L	50	52.4	105	60-140	
1,2-Dichlorobenzene	ug/L	50	49.2	98	60-140	
1,2-Dichloroethane	ug/L	50	46.8	94	60-140	
1,2-Dichloropropane	ug/L	50	50.6	101	60-140	
1,3,5-Trimethylbenzene	ug/L	50	51.5	103	60-140	

Results presented on this page are in the units indicated by the "Units" column except where an alternate unit is presented to the right of the result.

REPORT OF LABORATORY ANALYSIS

This report shall not be reproduced, except in full,
without the written consent of Pace Analytical Services, LLC.

Pace Analytical Services, LLC
9800 Kincey Ave. Suite 100
Huntersville, NC 28078
(704)875-9092

QUALITY CONTROL DATA

Project: 2020-L1-2448
Pace Project No.: 92492904

LABORATORY CONTROL SAMPLE: 2985379

Parameter	Units	Spike Conc.	LCS Result	LCS % Rec	% Rec Limits	Qualifiers
1,3-Dichlorobenzene	ug/L	50	49.5	99	60-140	
1,3-Dichloropropane	ug/L	50	52.0	104	60-140	
1,4-Dichlorobenzene	ug/L	50	49.2	98	60-140	
2,2-Dichloropropane	ug/L	50	55.3	111	60-140	
2-Chlorotoluene	ug/L	50	48.8	98	60-140	
4-Chlorotoluene	ug/L	50	48.2	96	60-140	
Benzene	ug/L	50	48.6	97	60-140	
Bromobenzene	ug/L	50	47.7	95	60-140	
Bromochloromethane	ug/L	50	49.0	98	60-140	
Bromodichloromethane	ug/L	50	47.6	95	60-140	
Bromoform	ug/L	50	54.2	108	60-140	
Bromomethane	ug/L	50	47.0	94	60-140	
Carbon tetrachloride	ug/L	50	53.1	106	60-140	
Chlorobenzene	ug/L	50	47.5	95	60-140	
Chloroethane	ug/L	50	37.4	75	60-140	
Chloroform	ug/L	50	47.8	96	60-140	
Chloromethane	ug/L	50	39.1	78	60-140	
cis-1,2-Dichloroethene	ug/L	50	47.9	96	60-140	
cis-1,3-Dichloropropene	ug/L	50	58.4	117	60-140	
Dibromochloromethane	ug/L	50	55.1	110	60-140	
Dibromomethane	ug/L	50	47.9	96	60-140	
Dichlorodifluoromethane	ug/L	50	35.4	71	60-140	
Diisopropyl ether	ug/L	50	48.5	97	60-140	
Ethylbenzene	ug/L	50	47.3	95	60-140	
Hexachloro-1,3-butadiene	ug/L	50	52.3	105	60-140	
Isopropylbenzene (Cumene)	ug/L	50	48.4	97	60-140	
m&p-Xylene	ug/L	100	94.8	95	60-140	
Methyl-tert-butyl ether	ug/L	50	42.9	86	60-140	
Methylene Chloride	ug/L	50	45.6	91	60-140	
n-Butylbenzene	ug/L	50	51.1	102	60-140	
n-Propylbenzene	ug/L	50	48.3	97	60-140	
Naphthalene	ug/L	50	48.7	97	60-140	
o-Xylene	ug/L	50	46.7	93	60-140	
sec-Butylbenzene	ug/L	50	48.9	98	60-140	
Styrene	ug/L	50	50.8	102	60-140	
tert-Butylbenzene	ug/L	50	42.9	86	60-140	
Tetrachloroethene	ug/L	50	49.0	98	60-140	
Toluene	ug/L	50	45.2	90	60-140	
trans-1,2-Dichloroethene	ug/L	50	50.9	102	60-140	
trans-1,3-Dichloropropene	ug/L	50	53.9	108	60-140	
Trichloroethene	ug/L	50	52.9	106	60-140	
Trichlorofluoromethane	ug/L	50	38.2	76	60-140	
Vinyl chloride	ug/L	50	37.1	74	60-140	
1,2-Dichloroethane-d4 (S)	%			105	70-130	
4-Bromofluorobenzene (S)	%			98	70-130	
Toluene-d8 (S)	%			97	70-130	

Results presented on this page are in the units indicated by the "Units" column except where an alternate unit is presented to the right of the result.

REPORT OF LABORATORY ANALYSIS

This report shall not be reproduced, except in full,
without the written consent of Pace Analytical Services, LLC.

Pace Analytical Services, LLC
9800 Kincey Ave. Suite 100
Huntersville, NC 28078
(704)875-9092

QUALITY CONTROL DATA

Project: 2020-L1-2448
Pace Project No.: 92492904

MATRIX SPIKE & MATRIX SPIKE DUPLICATE: 2985380 2985381

Parameter	Units	92492904001 Result	MS Spike Conc.	MSD Spike Conc.	MS Result	MSD Result	MS % Rec	MSD % Rec	% Rec Limits	RPD	Qual
1,1,1,2-Tetrachloroethane	ug/L	ND	20	20	22.9	23.3	115	116	60-140	2	
1,1,1-Trichloroethane	ug/L	ND	20	20	27.0	25.8	135	129	60-140	5	
1,1,2,2-Tetrachloroethane	ug/L	ND	20	20	20.7	22.1	104	111	60-140	7	
1,1,2-Trichloroethane	ug/L	ND	20	20	22.0	22.0	110	110	60-140	0	
1,1-Dichloroethane	ug/L	ND	20	20	25.9	23.2	129	116	60-140	11	
1,1-Dichloroethene	ug/L	ND	20	20	28.4	25.0	142	125	60-140	13	M1
1,1-Dichloropropene	ug/L	ND	20	20	22.4	21.1	112	106	60-140	6	
1,2,3-Trichlorobenzene	ug/L	ND	20	20	21.5	21.3	107	107	60-140	1	
1,2,3-Trichloropropane	ug/L	ND	20	20	21.7	21.9	109	110	60-140	1	
1,2,4-Trichlorobenzene	ug/L	ND	20	20	22.6	22.0	113	110	60-140	3	
1,2,4-Trimethylbenzene	ug/L	ND	20	20	22.0	21.8	110	109	60-140	1	
1,2-Dibromo-3-chloropropane	ug/L	ND	20	20	22.1	22.8	110	114	60-140	3	
1,2-Dibromoethane (EDB)	ug/L	ND	20	20	23.0	23.2	115	116	60-140	1	
1,2-Dichlorobenzene	ug/L	ND	20	20	22.3	21.0	111	105	60-140	6	
1,2-Dichloroethane	ug/L	ND	20	20	22.5	21.7	113	108	60-140	4	
1,2-Dichloropropane	ug/L	ND	20	20	23.5	22.6	117	113	60-140	4	
1,3,5-Trimethylbenzene	ug/L	ND	20	20	23.0	22.6	115	113	60-140	2	
1,3-Dichlorobenzene	ug/L	ND	20	20	22.3	21.6	111	108	60-140	3	
1,3-Dichloropropane	ug/L	ND	20	20	22.3	22.8	111	114	60-140	2	
1,4-Dichlorobenzene	ug/L	ND	20	20	22.4	21.5	112	107	60-140	4	
2,2-Dichloropropane	ug/L	ND	20	20	28.3	26.2	142	131	60-140	8	M1
2-Chlorotoluene	ug/L	ND	20	20	23.1	21.8	115	109	60-140	6	
4-Chlorotoluene	ug/L	ND	20	20	22.3	21.5	112	107	60-140	4	
Benzene	ug/L	ND	20	20	23.4	22.1	117	111	60-140	6	
Bromobenzene	ug/L	ND	20	20	21.9	20.7	109	103	60-140	6	
Bromochloromethane	ug/L	ND	20	20	25.5	22.3	127	112	60-140	13	
Bromodichloromethane	ug/L	ND	20	20	21.4	20.7	107	104	60-140	3	
Bromoform	ug/L	ND	20	20	21.4	22.5	107	113	60-140	5	
Bromomethane	ug/L	ND	20	20	18.7	15.8	94	79	60-140	17	
Carbon tetrachloride	ug/L	ND	20	20	27.7	26.0	138	130	60-140	6	
Chlorobenzene	ug/L	ND	20	20	22.7	21.6	114	108	60-140	5	
Chloroethane	ug/L	ND	20	20	24.2	20.3	121	102	60-140	17	
Chloroform	ug/L	ND	20	20	24.6	22.8	123	114	60-140	8	
Chloromethane	ug/L	ND	20	20	21.1	18.7	105	93	60-140	12	
cis-1,2-Dichloroethene	ug/L	ND	20	20	25.0	22.8	125	114	60-140	9	
cis-1,3-Dichloropropene	ug/L	ND	20	20	24.5	23.7	122	119	60-140	3	
Dibromochloromethane	ug/L	ND	20	20	22.2	22.7	111	114	60-140	2	
Dibromomethane	ug/L	ND	20	20	22.8	22.0	114	110	60-140	3	
Dichlorodifluoromethane	ug/L	ND	20	20	19.0	16.5	95	82	60-140	14	
Diisopropyl ether	ug/L	ND	20	20	21.6	21.4	108	107	60-140	1	
Ethylbenzene	ug/L	ND	20	20	23.6	21.8	118	109	60-140	8	
Hexachloro-1,3-butadiene	ug/L	ND	20	20	24.0	22.6	120	113	60-140	6	
Isopropylbenzene (Cumene)	ug/L	ND	20	20	23.7	22.0	119	110	60-140	7	
m&p-Xylene	ug/L	ND	40	40	47.3	44.0	118	110	60-140	7	
Methyl-tert-butyl ether	ug/L	ND	20	20	18.4	19.3	92	97	60-140	5	
Methylene Chloride	ug/L	ND	20	20	24.0	21.6	120	108	60-140	11	

Results presented on this page are in the units indicated by the "Units" column except where an alternate unit is presented to the right of the result.

REPORT OF LABORATORY ANALYSIS

This report shall not be reproduced, except in full,
without the written consent of Pace Analytical Services, LLC.

Pace Analytical Services, LLC
9800 Kincey Ave. Suite 100
Huntersville, NC 28078
(704)875-9092

QUALITY CONTROL DATA

Project: 2020-L1-2448
Pace Project No.: 92492904

MATRIX SPIKE & MATRIX SPIKE DUPLICATE: 2985380 2985381

Parameter	Units	92492904001 Result	MS Spike Conc.	MSD Spike Conc.	MS Result	MSD Result	MS % Rec	MSD % Rec	% Rec Limits	RPD	Qual
n-Butylbenzene	ug/L	ND	20	20	22.2	21.5	111	108	60-140	3	
n-Propylbenzene	ug/L	ND	20	20	22.9	21.9	115	109	60-140	5	
Naphthalene	ug/L	ND	20	20	21.5	21.3	108	107	60-140	1	
o-Xylene	ug/L	ND	20	20	22.7	21.2	114	106	60-140	7	
sec-Butylbenzene	ug/L	ND	20	20	22.7	21.9	113	109	60-140	4	
Styrene	ug/L	ND	20	20	23.7	22.0	119	110	60-140	7	
tert-Butylbenzene	ug/L	ND	20	20	20.4	18.9	102	94	60-140	8	
Tetrachloroethene	ug/L	ND	20	20	23.6	23.1	118	115	60-140	2	
Toluene	ug/L	ND	20	20	22.5	20.9	113	104	60-140	8	
trans-1,2-Dichloroethene	ug/L	ND	20	20	26.3	25.1	132	126	60-140	5	
trans-1,3-Dichloropropene	ug/L	ND	20	20	22.3	22.0	112	110	60-140	1	
Trichloroethene	ug/L	ND	20	20	24.7	24.1	124	120	60-140	3	
Trichlorofluoromethane	ug/L	ND	20	20	24.7	21.4	124	107	60-140	14	
Vinyl chloride	ug/L	ND	20	20	20.7	18.2	103	91	60-140	13	
1,2-Dichloroethane-d4 (S)	%						110	111	70-130		
4-Bromofluorobenzene (S)	%						103	100	70-130		
Toluene-d8 (S)	%						100	96	70-130		

Results presented on this page are in the units indicated by the "Units" column except where an alternate unit is presented to the right of the result.

REPORT OF LABORATORY ANALYSIS

This report shall not be reproduced, except in full,
without the written consent of Pace Analytical Services, LLC.

Pace Analytical Services, LLC
9800 Kincey Ave. Suite 100
Huntersville, NC 28078
(704)875-9092

QUALIFIERS

Project: 2020-L1-2448
Pace Project No.: 92492904

DEFINITIONS

DF - Dilution Factor, if reported, represents the factor applied to the reported data due to dilution of the sample aliquot.

ND - Not Detected at or above adjusted reporting limit.

TNTC - Too Numerous To Count

J - Estimated concentration above the adjusted method detection limit and below the adjusted reporting limit.

MDL - Adjusted Method Detection Limit.

PQL - Practical Quantitation Limit.

RL - Reporting Limit - The lowest concentration value that meets project requirements for quantitative data with known precision and bias for a specific analyte in a specific matrix.

S - Surrogate

1,2-Diphenylhydrazine decomposes to and cannot be separated from Azobenzene using Method 8270. The result for each analyte is a combined concentration.

Consistent with EPA guidelines, unrounded data are displayed and have been used to calculate % recovery and RPD values.

LCS(D) - Laboratory Control Sample (Duplicate)

MS(D) - Matrix Spike (Duplicate)

DUP - Sample Duplicate

RPD - Relative Percent Difference

NC - Not Calculable.

SG - Silica Gel - Clean-Up

U - Indicates the compound was analyzed for, but not detected.

Acid preservation may not be appropriate for 2 Chloroethylvinyl ether.

A separate vial preserved to a pH of 4-5 is recommended in SW846 Chapter 4 for the analysis of Acrolein and Acrylonitrile by EPA Method 8260.

N-Nitrosodiphenylamine decomposes and cannot be separated from Diphenylamine using Method 8270. The result reported for each analyte is a combined concentration.

Pace Analytical is TNI accredited. Contact your Pace PM for the current list of accredited analytes.

TNI - The NELAC Institute.

ANALYTE QUALIFIERS

M1 Matrix spike recovery exceeded QC limits. Batch accepted based on laboratory control sample (LCS) recovery.

This report shall not be reproduced, except in full,
without the written consent of Pace Analytical Services, LLC.

Pace Analytical Services, LLC
9800 Kincey Ave. Suite 100
Huntersville, NC 28078
(704)875-9092

QUALITY CONTROL DATA CROSS REFERENCE TABLE

Project: 2020-L1-2448
Pace Project No.: 92492904

Lab ID	Sample ID	QC Batch Method	QC Batch	Analytical Method	Analytical Batch
92492904001	**13800_H/C_RD**	MADEPV	1533719	MADEP VPH	1533719
92492904001	**13800_H/C_RD**	EPA 3010A	562975	EPA 6010D	563001
92492904001	**13800_H/C_RD**	SM 6200B	562946		

This report shall not be reproduced, except in full,
without the written consent of Pace Analytical Services, LLC.

Pace Analytical

CHAIN-OF-CUSTODY Analytical Request Document

Chain-of-Custody is a LEGAL DOCUMENT - Complete all relevent fields

WO# : 92492904

92492904

Workorder Number or

...E ONLY

Company: ApexCompanies LLC	Billing Information:
Address:	
Report To: Andrew Street	Email To: Andrew Street / Emily Little
Copy To:	Site Collection Info/Address: 13800 Huntersville-Concord Rd
Customer Project Name/Number: 2020-L1-2448	State: NC / County/City: Huntersville / Time Zone Collected: [ ] PT [ ] MT [ ] CT [ ] ET
Phone: / Email:	Site/Facility ID #: / Compliance Monitoring? [ ] Yes [ ] No
Collected By (print): Margaret King	Purchase Order #: / Quote #: / DW PWS ID #: / DW Location Code:
Collected By (signature): Margaret King	Turnaround Date Required: ASAP / Immediately Packed on Ice: [✓] Yes [ ] No
Sample Disposal: [ ] Dispose as appropriate [ ] Return [ ] Archive: ____ [ ] Hold: ____	Rush: [✓] Same Day [✓] Next Day [ ] 2 Day [ ] 3 Day [ ] 4 Day [ ] 5 Day (Expedite Charges Apply) / Field Filtered (if applicable): [ ] Yes [ ] No / Analysis: ____

Container Preservative Type **

Lab Project Manager:

** Preservative Types: (1) nitric acid, (2) sulfuric acid, (3) hydrochloric acid, (4) sodium hydroxide, (5) zinc acetate, (6) methanol, (7) sodium bisulfate, (8) sodium thiosulfate, (9) hexane, (A) ascorbic acid, (B) ammonium sulfate, (C) ammonium hydroxide, (D) TSP, (U) Unpreserved, (O) Other ____

* Matrix Codes (Insert in Matrix box below): Drinking Water (DW), Ground Water (GW), Wastewater (WW), Product (P), Soil/Solid (SL), Oil (OL), Wipe (WP), Air (AR), Tissue (TS), Bioassay (B), Vapor (V), Other (OT)

Analyses

Customer Sample ID	Matrix *	Comp / Grab	Collected (or Composite Start) Date	Collected (or Composite Start) Time	Composite End Date	Composite End Time	Res Cl	# of Ctns	SM 6200B VOCs	Lead	MADEP VPH								Lab Profile/Line:
13800 H/C Rd	DW	G			8-27-20	1148		8	X	X	X								92492904 001

Lab Sample Receipt Checklist:

Custody Seals Present/Intact	Y N NA
Custody Signatures Present	Y N NA
Collector Signature Present	Y N NA
Bottles Intact	Y N NA
Correct Bottles	Y N NA
Sufficient Volume	Y N NA
Samples Received on Ice	Y N NA
VOA - Headspace Acceptable	Y N NA
USDA Regulated Soils	Y N NA
Samples in Holding Time	Y N NA
Residual Chlorine Present	Y N NA
Cl Strips: ____	
Sample pH Acceptable	Y N NA
pH Strips: ____	
Sulfide Present	Y N NA
Lead Acetate Strips: ____	

LAB USE ONLY:
Lab Sample # / Comments:

Customer Remarks / Special Conditions / Possible Hazards:

Type of Ice Used: Wet Blue Dry None

Packing Material Used: BBAg

Radchem sample(s) screened (<500 cpm): Y N NA

SHORT HOLDS PRESENT (<72 hours): Y N N/A

Lab Tracking #: 2538824

Samples received via: FEDEX UPS Client Courier Pace Courier

Lab Sample Temperature Info:
Temp Blank Received: Y N NA
Therm ID#: 92T061
Cooler 1 Temp Upon Receipt: 2.5 oC
Cooler 1 Therm Corr. Factor: 0 oC
Cooler 1 Corrected Temp: 2.5 oC
Comments:

Relinquished by/Company: (Signature)	Date/Time:	Received by/Company: (Signature)	Date/Time:
Margaret King	8-27-20 1735	MJG Pace HVL	8/27/20 1735
Relinquished by/Company: (Signature)	Date/Time:	Received by/Company: (Signature)	Date/Time:
Relinquished by/Company: (Signature)	Date/Time:	Received by/Company: (Signature)	Date/Time:

MTJL LAB USE ONLY
Table #:
Acctnum:
Template:
Prelogin:
PM:
PB:

Trip Blank Received: Y N NA
HCL MeOH TSP Other

Non Conformance(s): YES / NO

Page: ____ of: ____

Pace Analytical Services, LLC
9800 Kincey Ave. Suite 100
Huntersville, NC 28078
(704)875-9092

August 29, 2020

Andrew Street
Apex Companies - NC
5900 Northwoods Business Pkwy
Suite 5900-0
Charlotte, NC 28269

RE: Project: 2020-L1-2448
Pace Project No.: 92492905

Dear Andrew Street:

Enclosed are the analytical results for sample(s) received by the laboratory on August 27, 2020. The results relate only to the samples included in this report. Results reported herein conform to the applicable TNI/NELAC Standards and the laboratory's Quality Manual, where applicable, unless otherwise noted in the body of the report.

The test results provided in this final report were generated by each of the following laboratories within the Pace Network:

- Pace National - Mt. Juliet
- Pace Analytical Services - Asheville
- Pace Analytical Services - Charlotte

If you have any questions concerning this report, please feel free to contact me.

Sincerely,

Angela M. Baioni

Angela Baioni
angela.baioni@pacelabs.com
(704)875-9092
Project Manager

Enclosures

cc: Stanley Carpenter, Colonial Pipeline
J Culbreath, Colonial Pipeline Company
Robert Hughes, Colonial Pipeline
Margaret King, APEX Companies, LLC
Emily Little, Apex Companies
Jeff Morrison, Colonial Pipeline Company
Tom Naumann, APEX Companies - NC
Joe Nicolette, Montrose-EPS
Christopher Schultz, Apex Companies
Robert A. Shenk, Colonial Pipeline Company
J Tate, Colonial Pipeline Company
Alex Testoff, Montrose-EPS
JM Wyatt, Colonial Pipeline Company

REPORT OF LABORATORY ANALYSIS

This report shall not be reproduced, except in full,
without the written consent of Pace Analytical Services, LLC.

Pace Analytical Services, LLC
9800 Kincey Ave. Suite 100
Huntersville, NC 28078
(704)875-9092

CERTIFICATIONS

Project: 2020-L1-2448
Pace Project No.: 92492905

Pace Analytical Services National
12065 Lebanon Road, Mt. Juliet, TN 37122
Alabama Certification #: 40660
Alaska Certification 17-026
Arizona Certification #: AZ0612
Arkansas Certification #: 88-0469
California Certification #: 2932
Canada Certification #: 1461.01
Colorado Certification #: TN00003
Connecticut Certification #: PH-0197
DOD Certification: #1461.01
EPA# TN00003
Florida Certification #: E87487
Georgia DW Certification #: 923
Georgia Certification: NELAP
Idaho Certification #: TN00003
Illinois Certification #: 200008
Indiana Certification #: C-TN-01
Iowa Certification #: 364
Kansas Certification #: E-10277
Kentucky UST Certification #: 16
Kentucky Certification #: 90010
Louisiana Certification #: AI30792
Louisiana DW Certification #: LA180010
Maine Certification #: TN0002
Maryland Certification #: 324
Massachusetts Certification #: M-TN003
Michigan Certification #: 9958
Minnesota Certification #: 047-999-395
Mississippi Certification #: TN00003
Missouri Certification #: 340
Montana Certification #: CERT0086
Nebraska Certification #: NE-OS-15-05
Nevada Certification #: TN-03-2002-34
New Hampshire Certification #: 2975
New Jersey Certification #: TN002
New Mexico DW Certification
New York Certification #: 11742
North Carolina Aquatic Toxicity Certification #: 41
North Carolina Drinking Water Certification #: 21704
North Carolina Environmental Certificate #: 375
North Dakota Certification #: R-140
Ohio VAP Certification #: CL0069
Oklahoma Certification #: 9915
Oregon Certification #: TN200002
Pennsylvania Certification #: 68-02979
Rhode Island Certification #: LAO00356
South Carolina Certification #: 84004
South Dakota Certification
Tennessee DW/Chem/Micro Certification #: 2006
Texas Certification #: T 104704245-17-14
Texas Mold Certification #: LAB0152
USDA Soil Permit #: P330-15-00234
Utah Certification #: TN00003
Virginia Certification #: VT2006
Vermont Dept. of Health: ID# VT-2006
Virginia Certification #: 460132
Washington Certification #: C847
West Virginia Certification #: 233
Wisconsin Certification #: 9980939910
Wyoming UST Certification #: via A2LA 2926.01
A2LA-ISO 17025 Certification #: 1461.01
A2LA-ISO 17025 Certification #: 1461.02
AIHA-LAP/LLC EMLAP Certification #:100789

Pace Analytical Services Charlotte
9800 Kincey Ave. Ste 100, Huntersville, NC 28078
Louisiana/NELAP Certification # LA170028
North Carolina Drinking Water Certification #: 37706
North Carolina Field Services Certification #: 5342
North Carolina Wastewater Certification #: 12
South Carolina Certification #: 99006001
Florida/NELAP Certification #: E87627
Kentucky UST Certification #: 84
Virginia/VELAP Certification #: 460221

Pace Analytical Services Asheville
2225 Riverside Drive, Asheville, NC 28804
Florida/NELAP Certification #: E87648
Massachusetts Certification #: M-NC030
North Carolina Drinking Water Certification #: 37712
North Carolina Wastewater Certification #: 40
South Carolina Certification #: 99030001
Virginia/VELAP Certification #: 460222

REPORT OF LABORATORY ANALYSIS

This report shall not be reproduced, except in full,
without the written consent of Pace Analytical Services, LLC.

Pace Analytical Services, LLC
9800 Kincey Ave. Suite 100
Huntersville, NC 28078
(704)875-9092

SAMPLE ANALYTE COUNT

Project: 2020-L1-2448
Pace Project No.: 92492905

Lab ID	Sample ID	Method	Analysts	Analytes Reported	Laboratory
92492905001	**FIELD_BLANK**	MADEP VPH	ACG	6	PAN
		EPA 6010D	SH1	1	PASI-A
		SM 6200B	CL	63	PASI-C
92492905002	**TRIP_BLANK**	MADEP VPH	ACG	6	PAN
		SM 6200B	CL	63	PASI-C

PAN = Pace National - Mt. Juliet
PASI-A = Pace Analytical Services - Asheville
PASI-C = Pace Analytical Services - Charlotte

This report shall not be reproduced, except in full,
without the written consent of Pace Analytical Services, LLC.

Pace Analytical Services, LLC
9800 Kincey Ave. Suite 100
Huntersville, NC 28078
(704)875-9092

ANALYTICAL RESULTS

Project: 2020-L1-2448
Pace Project No.: 92492905

Sample: FIELD_BLANK **Lab ID: 92492905001** Collected: 08/27/20 17:00 Received: 08/27/20 17:35 Matrix: Water

Parameters	Results	Units	Report Limit	DF	Prepared	Analyzed	CAS No.	Qual
MADEPV	Analytical Method: MADEP VPH Preparation Method: MADEPV Pace National - Mt. Juliet							
Aliphatic (C05-C08)	ND	ug/L	100	1	08/28/20 12:39	08/28/20 12:39		
Aliphatic (C09-C12)	ND	ug/L	100	1	08/28/20 12:39	08/28/20 12:39		
Aromatic (C09-C10),Unadjusted	ND	ug/L	100	1	08/28/20 12:39	08/28/20 12:39	TPHC9C10A	
Total VPH	ND	ug/L	100	1	08/28/20 12:39	08/28/20 12:39	VPH	
Surrogates								
2,5-Dibromotoluene (FID)	100	%	70.0-130	1	08/28/20 12:39	08/28/20 12:39	615-59-8FID	
2,5-Dibromotoluene (PID)	104	%	70.0-130	1	08/28/20 12:39	08/28/20 12:39	615-59-8PID	
6010 MET ICP	Analytical Method: EPA 6010D Preparation Method: EPA 3010A Pace Analytical Services - Asheville							
Lead	ND	ug/L	5.0	1	08/28/20 01:45	08/28/20 13:05	7439-92-1	
6200B MSV	Analytical Method: SM 6200B Pace Analytical Services - Charlotte							
Benzene	ND	ug/L	0.50	1		08/27/20 19:23	71-43-2	
Bromobenzene	ND	ug/L	0.50	1		08/27/20 19:23	108-86-1	
Bromochloromethane	ND	ug/L	0.50	1		08/27/20 19:23	74-97-5	
Bromodichloromethane	ND	ug/L	0.50	1		08/27/20 19:23	75-27-4	
Bromoform	ND	ug/L	0.50	1		08/27/20 19:23	75-25-2	
Bromomethane	ND	ug/L	5.0	1		08/27/20 19:23	74-83-9	
n-Butylbenzene	ND	ug/L	0.50	1		08/27/20 19:23	104-51-8	
sec-Butylbenzene	ND	ug/L	0.50	1		08/27/20 19:23	135-98-8	
tert-Butylbenzene	ND	ug/L	0.50	1		08/27/20 19:23	98-06-6	
Carbon tetrachloride	ND	ug/L	0.50	1		08/27/20 19:23	56-23-5	
Chlorobenzene	ND	ug/L	0.50	1		08/27/20 19:23	108-90-7	
Chloroethane	ND	ug/L	1.0	1		08/27/20 19:23	75-00-3	
Chloroform	ND	ug/L	0.50	1		08/27/20 19:23	67-66-3	
Chloromethane	ND	ug/L	1.0	1		08/27/20 19:23	74-87-3	
2-Chlorotoluene	ND	ug/L	0.50	1		08/27/20 19:23	95-49-8	
4-Chlorotoluene	ND	ug/L	0.50	1		08/27/20 19:23	106-43-4	
1,2-Dibromo-3-chloropropane	ND	ug/L	1.0	1		08/27/20 19:23	96-12-8	
Dibromochloromethane	ND	ug/L	0.50	1		08/27/20 19:23	124-48-1	
1,2-Dibromoethane (EDB)	ND	ug/L	0.50	1		08/27/20 19:23	106-93-4	
Dibromomethane	ND	ug/L	0.50	1		08/27/20 19:23	74-95-3	
1,2-Dichlorobenzene	ND	ug/L	0.50	1		08/27/20 19:23	95-50-1	
1,3-Dichlorobenzene	ND	ug/L	0.50	1		08/27/20 19:23	541-73-1	
1,4-Dichlorobenzene	ND	ug/L	0.50	1		08/27/20 19:23	106-46-7	
Dichlorodifluoromethane	ND	ug/L	0.50	1		08/27/20 19:23	75-71-8	
1,1-Dichloroethane	ND	ug/L	0.50	1		08/27/20 19:23	75-34-3	
1,2-Dichloroethane	ND	ug/L	0.50	1		08/27/20 19:23	107-06-2	
1,1-Dichloroethene	ND	ug/L	0.50	1		08/27/20 19:23	75-35-4	
cis-1,2-Dichloroethene	ND	ug/L	0.50	1		08/27/20 19:23	156-59-2	
trans-1,2-Dichloroethene	ND	ug/L	0.50	1		08/27/20 19:23	156-60-5	
1,2-Dichloropropane	ND	ug/L	0.50	1		08/27/20 19:23	78-87-5	
1,3-Dichloropropane	ND	ug/L	0.50	1		08/27/20 19:23	142-28-9	
2,2-Dichloropropane	ND	ug/L	0.50	1		08/27/20 19:23	594-20-7	

REPORT OF LABORATORY ANALYSIS

This report shall not be reproduced, except in full,
without the written consent of Pace Analytical Services, LLC.

Pace Analytical Services, LLC
9800 Kincey Ave. Suite 100
Huntersville, NC 28078
(704)875-9092

ANALYTICAL RESULTS

Project: 2020-L1-2448
Pace Project No.: 92492905

Sample: FIELD_BLANK **Lab ID: 92492905001** Collected: 08/27/20 17:00 Received: 08/27/20 17:35 Matrix: Water

Parameters	Results	Units	Report Limit	DF	Prepared	Analyzed	CAS No.	Qual
6200B MSV	Analytical Method: SM 6200B Pace Analytical Services - Charlotte							
1,1-Dichloropropene	ND	ug/L	0.50	1		08/27/20 19:23	563-58-6	
cis-1,3-Dichloropropene	ND	ug/L	0.50	1		08/27/20 19:23	10061-01-5	
trans-1,3-Dichloropropene	ND	ug/L	0.50	1		08/27/20 19:23	10061-02-6	
Diisopropyl ether	ND	ug/L	0.50	1		08/27/20 19:23	108-20-3	
Ethylbenzene	ND	ug/L	0.50	1		08/27/20 19:23	100-41-4	
Hexachloro-1,3-butadiene	ND	ug/L	2.0	1		08/27/20 19:23	87-68-3	
Isopropylbenzene (Cumene)	ND	ug/L	0.50	1		08/27/20 19:23	98-82-8	
Methylene Chloride	ND	ug/L	2.0	1		08/27/20 19:23	75-09-2	
Methyl-tert-butyl ether	ND	ug/L	0.50	1		08/27/20 19:23	1634-04-4	
Naphthalene	ND	ug/L	2.0	1		08/27/20 19:23	91-20-3	
n-Propylbenzene	ND	ug/L	0.50	1		08/27/20 19:23	103-65-1	
Styrene	ND	ug/L	0.50	1		08/27/20 19:23	100-42-5	
1,1,1,2-Tetrachloroethane	ND	ug/L	0.50	1		08/27/20 19:23	630-20-6	
1,1,2,2-Tetrachloroethane	ND	ug/L	0.50	1		08/27/20 19:23	79-34-5	
Tetrachloroethene	ND	ug/L	0.50	1		08/27/20 19:23	127-18-4	
Toluene	ND	ug/L	0.50	1		08/27/20 19:23	108-88-3	
1,2,3-Trichlorobenzene	ND	ug/L	2.0	1		08/27/20 19:23	87-61-6	
1,2,4-Trichlorobenzene	ND	ug/L	2.0	1		08/27/20 19:23	120-82-1	
1,1,1-Trichloroethane	ND	ug/L	0.50	1		08/27/20 19:23	71-55-6	
1,1,2-Trichloroethane	ND	ug/L	0.50	1		08/27/20 19:23	79-00-5	
Trichloroethene	ND	ug/L	0.50	1		08/27/20 19:23	79-01-6	
Trichlorofluoromethane	ND	ug/L	1.0	1		08/27/20 19:23	75-69-4	
1,2,3-Trichloropropane	ND	ug/L	0.50	1		08/27/20 19:23	96-18-4	
1,2,4-Trimethylbenzene	ND	ug/L	0.50	1		08/27/20 19:23	95-63-6	
1,3,5-Trimethylbenzene	ND	ug/L	0.50	1		08/27/20 19:23	108-67-8	
Vinyl chloride	ND	ug/L	1.0	1		08/27/20 19:23	75-01-4	
m&p-Xylene	ND	ug/L	1.0	1		08/27/20 19:23	179601-23-1	
o-Xylene	ND	ug/L	0.50	1		08/27/20 19:23	95-47-6	
Surrogates								
1,2-Dichloroethane-d4 (S)	99	%	70-130	1		08/27/20 19:23	17060-07-0	
4-Bromofluorobenzene (S)	98	%	70-130	1		08/27/20 19:23	460-00-4	
Toluene-d8 (S)	105	%	70-130	1		08/27/20 19:23	2037-26-5	

REPORT OF LABORATORY ANALYSIS

This report shall not be reproduced, except in full,
without the written consent of Pace Analytical Services, LLC.

Pace Analytical Services, LLC
9800 Kincey Ave. Suite 100
Huntersville, NC 28078
(704)875-9092

ANALYTICAL RESULTS

Project: 2020-L1-2448
Pace Project No.: 92492905

Sample: TRIP_BLANK **Lab ID: 92492905002** Collected: 08/27/20 12:30 Received: 08/27/20 17:35 Matrix: Water

Parameters	Results	Units	Report Limit	DF	Prepared	Analyzed	CAS No.	Qual
MADEPV	Analytical Method: MADEP VPH Preparation Method: MADEPV Pace National - Mt. Juliet							
Aliphatic (C05-C08)	ND	ug/L	100	1	08/28/20 13:12	08/28/20 13:12		
Aliphatic (C09-C12)	ND	ug/L	100	1	08/28/20 13:12	08/28/20 13:12		
Aromatic (C09-C10),Unadjusted	ND	ug/L	100	1	08/28/20 13:12	08/28/20 13:12	TPHC9C10A	
Total VPH	ND	ug/L	100	1	08/28/20 13:12	08/28/20 13:12	VPH	
Surrogates								
2,5-Dibromotoluene (FID)	96.2	%	70.0-130	1	08/28/20 13:12	08/28/20 13:12	615-59-8FID	
2,5-Dibromotoluene (PID)	101	%	70.0-130	1	08/28/20 13:12	08/28/20 13:12	615-59-8PID	
6200B MSV	Analytical Method: SM 6200B Pace Analytical Services - Charlotte							
Benzene	ND	ug/L	0.50	1		08/27/20 19:05	71-43-2	
Bromobenzene	ND	ug/L	0.50	1		08/27/20 19:05	108-86-1	
Bromochloromethane	ND	ug/L	0.50	1		08/27/20 19:05	74-97-5	
Bromodichloromethane	ND	ug/L	0.50	1		08/27/20 19:05	75-27-4	
Bromoform	ND	ug/L	0.50	1		08/27/20 19:05	75-25-2	
Bromomethane	ND	ug/L	5.0	1		08/27/20 19:05	74-83-9	
n-Butylbenzene	ND	ug/L	0.50	1		08/27/20 19:05	104-51-8	
sec-Butylbenzene	ND	ug/L	0.50	1		08/27/20 19:05	135-98-8	
tert-Butylbenzene	ND	ug/L	0.50	1		08/27/20 19:05	98-06-6	
Carbon tetrachloride	ND	ug/L	0.50	1		08/27/20 19:05	56-23-5	
Chlorobenzene	ND	ug/L	0.50	1		08/27/20 19:05	108-90-7	
Chloroethane	ND	ug/L	1.0	1		08/27/20 19:05	75-00-3	
Chloroform	ND	ug/L	0.50	1		08/27/20 19:05	67-66-3	
Chloromethane	ND	ug/L	1.0	1		08/27/20 19:05	74-87-3	
2-Chlorotoluene	ND	ug/L	0.50	1		08/27/20 19:05	95-49-8	
4-Chlorotoluene	ND	ug/L	0.50	1		08/27/20 19:05	106-43-4	
1,2-Dibromo-3-chloropropane	ND	ug/L	1.0	1		08/27/20 19:05	96-12-8	
Dibromochloromethane	ND	ug/L	0.50	1		08/27/20 19:05	124-48-1	
1,2-Dibromoethane (EDB)	ND	ug/L	0.50	1		08/27/20 19:05	106-93-4	
Dibromomethane	ND	ug/L	0.50	1		08/27/20 19:05	74-95-3	
1,2-Dichlorobenzene	ND	ug/L	0.50	1		08/27/20 19:05	95-50-1	
1,3-Dichlorobenzene	ND	ug/L	0.50	1		08/27/20 19:05	541-73-1	
1,4-Dichlorobenzene	ND	ug/L	0.50	1		08/27/20 19:05	106-46-7	
Dichlorodifluoromethane	ND	ug/L	0.50	1		08/27/20 19:05	75-71-8	
1,1-Dichloroethane	ND	ug/L	0.50	1		08/27/20 19:05	75-34-3	
1,2-Dichloroethane	ND	ug/L	0.50	1		08/27/20 19:05	107-06-2	
1,1-Dichloroethene	ND	ug/L	0.50	1		08/27/20 19:05	75-35-4	
cis-1,2-Dichloroethene	ND	ug/L	0.50	1		08/27/20 19:05	156-59-2	
trans-1,2-Dichloroethene	ND	ug/L	0.50	1		08/27/20 19:05	156-60-5	
1,2-Dichloropropane	ND	ug/L	0.50	1		08/27/20 19:05	78-87-5	
1,3-Dichloropropane	ND	ug/L	0.50	1		08/27/20 19:05	142-28-9	
2,2-Dichloropropane	ND	ug/L	0.50	1		08/27/20 19:05	594-20-7	
1,1-Dichloropropene	ND	ug/L	0.50	1		08/27/20 19:05	563-58-6	
cis-1,3-Dichloropropene	ND	ug/L	0.50	1		08/27/20 19:05	10061-01-5	
trans-1,3-Dichloropropene	ND	ug/L	0.50	1		08/27/20 19:05	10061-02-6	
Diisopropyl ether	ND	ug/L	0.50	1		08/27/20 19:05	108-20-3	

REPORT OF LABORATORY ANALYSIS

This report shall not be reproduced, except in full,
without the written consent of Pace Analytical Services, LLC.

Pace Analytical Services, LLC
9800 Kincey Ave. Suite 100
Huntersville, NC 28078
(704)875-9092

ANALYTICAL RESULTS

Project: 2020-L1-2448
Pace Project No.: 92492905

Sample: TRIP_BLANK **Lab ID: 92492905002** Collected: 08/27/20 12:30 Received: 08/27/20 17:35 Matrix: Water

Parameters	Results	Units	Report Limit	DF	Prepared	Analyzed	CAS No.	Qual
6200B MSV	Analytical Method: SM 6200B Pace Analytical Services - Charlotte							
Ethylbenzene	ND	ug/L	0.50	1		08/27/20 19:05	100-41-4	
Hexachloro-1,3-butadiene	ND	ug/L	2.0	1		08/27/20 19:05	87-68-3	
Isopropylbenzene (Cumene)	ND	ug/L	0.50	1		08/27/20 19:05	98-82-8	
Methylene Chloride	ND	ug/L	2.0	1		08/27/20 19:05	75-09-2	
Methyl-tert-butyl ether	ND	ug/L	0.50	1		08/27/20 19:05	1634-04-4	
Naphthalene	ND	ug/L	2.0	1		08/27/20 19:05	91-20-3	
n-Propylbenzene	ND	ug/L	0.50	1		08/27/20 19:05	103-65-1	
Styrene	ND	ug/L	0.50	1		08/27/20 19:05	100-42-5	
1,1,1,2-Tetrachloroethane	ND	ug/L	0.50	1		08/27/20 19:05	630-20-6	
1,1,2,2-Tetrachloroethane	ND	ug/L	0.50	1		08/27/20 19:05	79-34-5	
Tetrachloroethene	ND	ug/L	0.50	1		08/27/20 19:05	127-18-4	
Toluene	ND	ug/L	0.50	1		08/27/20 19:05	108-88-3	
1,2,3-Trichlorobenzene	ND	ug/L	2.0	1		08/27/20 19:05	87-61-6	
1,2,4-Trichlorobenzene	ND	ug/L	2.0	1		08/27/20 19:05	120-82-1	
1,1,1-Trichloroethane	ND	ug/L	0.50	1		08/27/20 19:05	71-55-6	
1,1,2-Trichloroethane	ND	ug/L	0.50	1		08/27/20 19:05	79-00-5	
Trichloroethene	ND	ug/L	0.50	1		08/27/20 19:05	79-01-6	
Trichlorofluoromethane	ND	ug/L	1.0	1		08/27/20 19:05	75-69-4	
1,2,3-Trichloropropane	ND	ug/L	0.50	1		08/27/20 19:05	96-18-4	
1,2,4-Trimethylbenzene	ND	ug/L	0.50	1		08/27/20 19:05	95-63-6	
1,3,5-Trimethylbenzene	ND	ug/L	0.50	1		08/27/20 19:05	108-67-8	
Vinyl chloride	ND	ug/L	1.0	1		08/27/20 19:05	75-01-4	
m&p-Xylene	ND	ug/L	1.0	1		08/27/20 19:05	179601-23-1	
o-Xylene	ND	ug/L	0.50	1		08/27/20 19:05	95-47-6	
Surrogates								
1,2-Dichloroethane-d4 (S)	98	%	70-130	1		08/27/20 19:05	17060-07-0	
4-Bromofluorobenzene (S)	101	%	70-130	1		08/27/20 19:05	460-00-4	
Toluene-d8 (S)	104	%	70-130	1		08/27/20 19:05	2037-26-5	

REPORT OF LABORATORY ANALYSIS

This report shall not be reproduced, except in full,
without the written consent of Pace Analytical Services, LLC.

Pace Analytical Services, LLC
9800 Kincey Ave. Suite 100
Huntersville, NC 28078
(704)875-9092

QUALITY CONTROL DATA

Project: 2020-L1-2448
Pace Project No.: 92492905

QC Batch: 1533719
QC Batch Method: MADEPV
Analysis Method: MADEP VPH
Analysis Description: MADEPV
Laboratory: Pace National - Mt. Juliet

Associated Lab Samples: 92492905001, 92492905002

METHOD BLANK: R3564970-3 Matrix: Water

Associated Lab Samples: 92492905001, 92492905002

Parameter	Units	Blank Result	Reporting Limit	Analyzed	Qualifiers
Aliphatic (C05-C08)	ug/L	ND	100	08/27/20 17:48	
Aliphatic (C09-C12)	ug/L	ND	100	08/27/20 17:48	
Aromatic (C09-C10),Unadjusted	ug/L	ND	100	08/27/20 17:48	
Total VPH	ug/L	ND	100	08/27/20 17:48	
2,5-Dibromotoluene (FID)	%	92.5	70.0-130	08/27/20 17:48	
2,5-Dibromotoluene (PID)	%	97	70.0-130	08/27/20 17:48	

LABORATORY CONTROL SAMPLE & LCSD: R3564970-1 R3564970-2

Parameter	Units	Spike Conc.	LCS Result	LCSD Result	LCS % Rec	LCSD % Rec	% Rec Limits	RPD	Max RPD	Qualifiers
Aliphatic (C05-C08)	ug/L	1200	1130	1130	94.2	94.2	70.0-130	0.00	25	
Aliphatic (C09-C12)	ug/L	1400	1160	1130	82.9	80.7	70.0-130	2.62	25	
Aromatic (C09-C10),Unadjusted	ug/L	200	208	245	104	123	70.0-130	16.3	25	
Total VPH	ug/L	2800	2500	2510	89.3	89.6	70.0-130	0.399	25	
2,5-Dibromotoluene (FID)	%				104	103	70.0-130			
2,5-Dibromotoluene (PID)	%				108	109	70.0-130			

Results presented on this page are in the units indicated by the "Units" column except where an alternate unit is presented to the right of the result.

REPORT OF LABORATORY ANALYSIS

This report shall not be reproduced, except in full,
without the written consent of Pace Analytical Services, LLC.

Pace Analytical Services, LLC
9800 Kincey Ave. Suite 100
Huntersville, NC 28078
(704)875-9092

QUALITY CONTROL DATA

Project: 2020-L1-2448
Pace Project No.: 92492905

QC Batch: 562975
QC Batch Method: EPA 3010A
Analysis Method: EPA 6010D
Analysis Description: 6010 MET
Laboratory: Pace Analytical Services - Asheville

Associated Lab Samples: 92492905001

METHOD BLANK: 2985447 Matrix: Water
Associated Lab Samples: 92492905001

Parameter	Units	Blank Result	Reporting Limit	Analyzed	Qualifiers
Lead	ug/L	ND	5.0	08/28/20 12:26	

LABORATORY CONTROL SAMPLE: 2985448

Parameter	Units	Spike Conc.	LCS Result	LCS % Rec	% Rec Limits	Qualifiers
Lead	ug/L	500	495	99	80-120	

MATRIX SPIKE & MATRIX SPIKE DUPLICATE: 2985449 2985450

Parameter	Units	92492837001 Result	MS Spike Conc.	MSD Spike Conc.	MS Result	MSD Result	MS % Rec	MSD % Rec	% Rec Limits	RPD	Qual
Lead	ug/L	<5.0	500	500	502	494	100	99	75-125	2	

Results presented on this page are in the units indicated by the "Units" column except where an alternate unit is presented to the right of the result.

REPORT OF LABORATORY ANALYSIS

This report shall not be reproduced, except in full,
without the written consent of Pace Analytical Services, LLC.

Pace Analytical Services, LLC
9800 Kincey Ave. Suite 100
Huntersville, NC 28078
(704)875-9092

QUALITY CONTROL DATA

Project: 2020-L1-2448
Pace Project No.: 92492905

QC Batch: 562946
QC Batch Method: SM 6200B
Analysis Method: SM 6200B
Analysis Description: 6200B MSV
Laboratory: Pace Analytical Services - Charlotte
Associated Lab Samples: 92492905001, 92492905002

METHOD BLANK: 2985378 Matrix: Water
Associated Lab Samples: 92492905001, 92492905002

Parameter	Units	Blank Result	Reporting Limit	Analyzed	Qualifiers
1,1,1,2-Tetrachloroethane	ug/L	ND	0.50	08/27/20 16:59	
1,1,1-Trichloroethane	ug/L	ND	0.50	08/27/20 16:59	
1,1,2,2-Tetrachloroethane	ug/L	ND	0.50	08/27/20 16:59	
1,1,2-Trichloroethane	ug/L	ND	0.50	08/27/20 16:59	
1,1-Dichloroethane	ug/L	ND	0.50	08/27/20 16:59	
1,1-Dichloroethene	ug/L	ND	0.50	08/27/20 16:59	
1,1-Dichloropropene	ug/L	ND	0.50	08/27/20 16:59	
1,2,3-Trichlorobenzene	ug/L	ND	2.0	08/27/20 16:59	
1,2,3-Trichloropropane	ug/L	ND	0.50	08/27/20 16:59	
1,2,4-Trichlorobenzene	ug/L	ND	2.0	08/27/20 16:59	
1,2,4-Trimethylbenzene	ug/L	ND	0.50	08/27/20 16:59	
1,2-Dibromo-3-chloropropane	ug/L	ND	1.0	08/27/20 16:59	
1,2-Dibromoethane (EDB)	ug/L	ND	0.50	08/27/20 16:59	
1,2-Dichlorobenzene	ug/L	ND	0.50	08/27/20 16:59	
1,2-Dichloroethane	ug/L	ND	0.50	08/27/20 16:59	
1,2-Dichloropropane	ug/L	ND	0.50	08/27/20 16:59	
1,3,5-Trimethylbenzene	ug/L	ND	0.50	08/27/20 16:59	
1,3-Dichlorobenzene	ug/L	ND	0.50	08/27/20 16:59	
1,3-Dichloropropane	ug/L	ND	0.50	08/27/20 16:59	
1,4-Dichlorobenzene	ug/L	ND	0.50	08/27/20 16:59	
2,2-Dichloropropane	ug/L	ND	0.50	08/27/20 16:59	
2-Chlorotoluene	ug/L	ND	0.50	08/27/20 16:59	
4-Chlorotoluene	ug/L	ND	0.50	08/27/20 16:59	
Benzene	ug/L	ND	0.50	08/27/20 16:59	
Bromobenzene	ug/L	ND	0.50	08/27/20 16:59	
Bromochloromethane	ug/L	ND	0.50	08/27/20 16:59	
Bromodichloromethane	ug/L	ND	0.50	08/27/20 16:59	
Bromoform	ug/L	ND	0.50	08/27/20 16:59	
Bromomethane	ug/L	ND	5.0	08/27/20 16:59	
Carbon tetrachloride	ug/L	ND	0.50	08/27/20 16:59	
Chlorobenzene	ug/L	ND	0.50	08/27/20 16:59	
Chloroethane	ug/L	ND	1.0	08/27/20 16:59	
Chloroform	ug/L	ND	0.50	08/27/20 16:59	
Chloromethane	ug/L	ND	1.0	08/27/20 16:59	
cis-1,2-Dichloroethene	ug/L	ND	0.50	08/27/20 16:59	
cis-1,3-Dichloropropene	ug/L	ND	0.50	08/27/20 16:59	
Dibromochloromethane	ug/L	ND	0.50	08/27/20 16:59	
Dibromomethane	ug/L	ND	0.50	08/27/20 16:59	
Dichlorodifluoromethane	ug/L	ND	0.50	08/27/20 16:59	
Diisopropyl ether	ug/L	ND	0.50	08/27/20 16:59	

Results presented on this page are in the units indicated by the "Units" column except where an alternate unit is presented to the right of the result.

REPORT OF LABORATORY ANALYSIS

This report shall not be reproduced, except in full,
without the written consent of Pace Analytical Services, LLC.

Pace Analytical Services, LLC
9800 Kincey Ave. Suite 100
Huntersville, NC 28078
(704)875-9092

QUALITY CONTROL DATA

Project: 2020-L1-2448
Pace Project No.: 92492905

METHOD BLANK: 2985378 Matrix: Water
Associated Lab Samples: 92492905001, 92492905002

Parameter	Units	Blank Result	Reporting Limit	Analyzed	Qualifiers
Ethylbenzene	ug/L	ND	0.50	08/27/20 16:59	
Hexachloro-1,3-butadiene	ug/L	ND	2.0	08/27/20 16:59	
Isopropylbenzene (Cumene)	ug/L	ND	0.50	08/27/20 16:59	
m&p-Xylene	ug/L	ND	1.0	08/27/20 16:59	
Methyl-tert-butyl ether	ug/L	ND	0.50	08/27/20 16:59	
Methylene Chloride	ug/L	ND	2.0	08/27/20 16:59	
n-Butylbenzene	ug/L	ND	0.50	08/27/20 16:59	
n-Propylbenzene	ug/L	ND	0.50	08/27/20 16:59	
Naphthalene	ug/L	ND	2.0	08/27/20 16:59	
o-Xylene	ug/L	ND	0.50	08/27/20 16:59	
sec-Butylbenzene	ug/L	ND	0.50	08/27/20 16:59	
Styrene	ug/L	ND	0.50	08/27/20 16:59	
tert-Butylbenzene	ug/L	ND	0.50	08/27/20 16:59	
Tetrachloroethene	ug/L	ND	0.50	08/27/20 16:59	
Toluene	ug/L	ND	0.50	08/27/20 16:59	
trans-1,2-Dichloroethene	ug/L	ND	0.50	08/27/20 16:59	
trans-1,3-Dichloropropene	ug/L	ND	0.50	08/27/20 16:59	
Trichloroethene	ug/L	ND	0.50	08/27/20 16:59	
Trichlorofluoromethane	ug/L	ND	1.0	08/27/20 16:59	
Vinyl chloride	ug/L	ND	1.0	08/27/20 16:59	
1,2-Dichloroethane-d4 (S)	%	98	70-130	08/27/20 16:59	
4-Bromofluorobenzene (S)	%	101	70-130	08/27/20 16:59	
Toluene-d8 (S)	%	104	70-130	08/27/20 16:59	

LABORATORY CONTROL SAMPLE: 2985379

Parameter	Units	Spike Conc.	LCS Result	LCS % Rec	% Rec Limits	Qualifiers
1,1,1,2-Tetrachloroethane	ug/L	50	53.5	107	60-140	
1,1,1-Trichloroethane	ug/L	50	53.3	107	60-140	
1,1,2,2-Tetrachloroethane	ug/L	50	50.0	100	60-140	
1,1,2-Trichloroethane	ug/L	50	51.2	102	60-140	
1,1-Dichloroethane	ug/L	50	48.8	98	60-140	
1,1-Dichloroethene	ug/L	50	50.2	100	60-140	
1,1-Dichloropropene	ug/L	50	45.4	91	60-140	
1,2,3-Trichlorobenzene	ug/L	50	49.5	99	60-140	
1,2,3-Trichloropropane	ug/L	50	47.9	96	60-140	
1,2,4-Trichlorobenzene	ug/L	50	51.8	104	60-140	
1,2,4-Trimethylbenzene	ug/L	50	50.5	101	60-140	
1,2-Dibromo-3-chloropropane	ug/L	50	51.2	102	60-140	
1,2-Dibromoethane (EDB)	ug/L	50	52.4	105	60-140	
1,2-Dichlorobenzene	ug/L	50	49.2	98	60-140	
1,2-Dichloroethane	ug/L	50	46.8	94	60-140	
1,2-Dichloropropane	ug/L	50	50.6	101	60-140	
1,3,5-Trimethylbenzene	ug/L	50	51.5	103	60-140	

Results presented on this page are in the units indicated by the "Units" column except where an alternate unit is presented to the right of the result.

REPORT OF LABORATORY ANALYSIS

This report shall not be reproduced, except in full,
without the written consent of Pace Analytical Services, LLC.

Pace Analytical Services, LLC
9800 Kincey Ave. Suite 100
Huntersville, NC 28078
(704)875-9092

QUALITY CONTROL DATA

Project: 2020-L1-2448
Pace Project No.: 92492905

LABORATORY CONTROL SAMPLE: 2985379

Parameter	Units	Spike Conc.	LCS Result	LCS % Rec	% Rec Limits	Qualifiers
1,3-Dichlorobenzene	ug/L	50	49.5	99	60-140	
1,3-Dichloropropane	ug/L	50	52.0	104	60-140	
1,4-Dichlorobenzene	ug/L	50	49.2	98	60-140	
2,2-Dichloropropane	ug/L	50	55.3	111	60-140	
2-Chlorotoluene	ug/L	50	48.8	98	60-140	
4-Chlorotoluene	ug/L	50	48.2	96	60-140	
Benzene	ug/L	50	48.6	97	60-140	
Bromobenzene	ug/L	50	47.7	95	60-140	
Bromochloromethane	ug/L	50	49.0	98	60-140	
Bromodichloromethane	ug/L	50	47.6	95	60-140	
Bromoform	ug/L	50	54.2	108	60-140	
Bromomethane	ug/L	50	47.0	94	60-140	
Carbon tetrachloride	ug/L	50	53.1	106	60-140	
Chlorobenzene	ug/L	50	47.5	95	60-140	
Chloroethane	ug/L	50	37.4	75	60-140	
Chloroform	ug/L	50	47.8	96	60-140	
Chloromethane	ug/L	50	39.1	78	60-140	
cis-1,2-Dichloroethene	ug/L	50	47.9	96	60-140	
cis-1,3-Dichloropropene	ug/L	50	58.4	117	60-140	
Dibromochloromethane	ug/L	50	55.1	110	60-140	
Dibromomethane	ug/L	50	47.9	96	60-140	
Dichlorodifluoromethane	ug/L	50	35.4	71	60-140	
Diisopropyl ether	ug/L	50	48.5	97	60-140	
Ethylbenzene	ug/L	50	47.3	95	60-140	
Hexachloro-1,3-butadiene	ug/L	50	52.3	105	60-140	
Isopropylbenzene (Cumene)	ug/L	50	48.4	97	60-140	
m&p-Xylene	ug/L	100	94.8	95	60-140	
Methyl-tert-butyl ether	ug/L	50	42.9	86	60-140	
Methylene Chloride	ug/L	50	45.6	91	60-140	
n-Butylbenzene	ug/L	50	51.1	102	60-140	
n-Propylbenzene	ug/L	50	48.3	97	60-140	
Naphthalene	ug/L	50	48.7	97	60-140	
o-Xylene	ug/L	50	46.7	93	60-140	
sec-Butylbenzene	ug/L	50	48.9	98	60-140	
Styrene	ug/L	50	50.8	102	60-140	
tert-Butylbenzene	ug/L	50	42.9	86	60-140	
Tetrachloroethene	ug/L	50	49.0	98	60-140	
Toluene	ug/L	50	45.2	90	60-140	
trans-1,2-Dichloroethene	ug/L	50	50.9	102	60-140	
trans-1,3-Dichloropropene	ug/L	50	53.9	108	60-140	
Trichloroethene	ug/L	50	52.9	106	60-140	
Trichlorofluoromethane	ug/L	50	38.2	76	60-140	
Vinyl chloride	ug/L	50	37.1	74	60-140	
1,2-Dichloroethane-d4 (S)	%			105	70-130	
4-Bromofluorobenzene (S)	%			98	70-130	
Toluene-d8 (S)	%			97	70-130	

Results presented on this page are in the units indicated by the "Units" column except where an alternate unit is presented to the right of the result.

REPORT OF LABORATORY ANALYSIS

This report shall not be reproduced, except in full,
without the written consent of Pace Analytical Services, LLC.

Pace Analytical Services, LLC
9800 Kincey Ave. Suite 100
Huntersville, NC 28078
(704)875-9092

QUALITY CONTROL DATA

Project: 2020-L1-2448
Pace Project No.: 92492905

MATRIX SPIKE & MATRIX SPIKE DUPLICATE: 2985380 2985381

Parameter	Units	92492904001 Result	MS Spike Conc.	MSD Spike Conc.	MS Result	MSD Result	MS % Rec	MSD % Rec	% Rec Limits	RPD	Qual
1,1,1,2-Tetrachloroethane	ug/L	ND	20	20	22.9	23.3	115	116	60-140	2	
1,1,1-Trichloroethane	ug/L	ND	20	20	27.0	25.8	135	129	60-140	5	
1,1,2,2-Tetrachloroethane	ug/L	ND	20	20	20.7	22.1	104	111	60-140	7	
1,1,2-Trichloroethane	ug/L	ND	20	20	22.0	22.0	110	110	60-140	0	
1,1-Dichloroethane	ug/L	ND	20	20	25.9	23.2	129	116	60-140	11	
1,1-Dichloroethene	ug/L	ND	20	20	28.4	25.0	142	125	60-140	13	M1
1,1-Dichloropropene	ug/L	ND	20	20	22.4	21.1	112	106	60-140	6	
1,2,3-Trichlorobenzene	ug/L	ND	20	20	21.5	21.3	107	107	60-140	1	
1,2,3-Trichloropropane	ug/L	ND	20	20	21.7	21.9	109	110	60-140	1	
1,2,4-Trichlorobenzene	ug/L	ND	20	20	22.6	22.0	113	110	60-140	3	
1,2,4-Trimethylbenzene	ug/L	ND	20	20	22.0	21.8	110	109	60-140	1	
1,2-Dibromo-3-chloropropane	ug/L	ND	20	20	22.1	22.8	110	114	60-140	3	
1,2-Dibromoethane (EDB)	ug/L	ND	20	20	23.0	23.2	115	116	60-140	1	
1,2-Dichlorobenzene	ug/L	ND	20	20	22.3	21.0	111	105	60-140	6	
1,2-Dichloroethane	ug/L	ND	20	20	22.5	21.7	113	108	60-140	4	
1,2-Dichloropropane	ug/L	ND	20	20	23.5	22.6	117	113	60-140	4	
1,3,5-Trimethylbenzene	ug/L	ND	20	20	23.0	22.6	115	113	60-140	2	
1,3-Dichlorobenzene	ug/L	ND	20	20	22.3	21.6	111	108	60-140	3	
1,3-Dichloropropane	ug/L	ND	20	20	22.3	22.8	111	114	60-140	2	
1,4-Dichlorobenzene	ug/L	ND	20	20	22.4	21.5	112	107	60-140	4	
2,2-Dichloropropane	ug/L	ND	20	20	28.3	26.2	142	131	60-140	8	M1
2-Chlorotoluene	ug/L	ND	20	20	23.1	21.8	115	109	60-140	6	
4-Chlorotoluene	ug/L	ND	20	20	22.3	21.5	112	107	60-140	4	
Benzene	ug/L	ND	20	20	23.4	22.1	117	111	60-140	6	
Bromobenzene	ug/L	ND	20	20	21.9	20.7	109	103	60-140	6	
Bromochloromethane	ug/L	ND	20	20	25.5	22.3	127	112	60-140	13	
Bromodichloromethane	ug/L	ND	20	20	21.4	20.7	107	104	60-140	3	
Bromoform	ug/L	ND	20	20	21.4	22.5	107	113	60-140	5	
Bromomethane	ug/L	ND	20	20	18.7	15.8	94	79	60-140	17	
Carbon tetrachloride	ug/L	ND	20	20	27.7	26.0	138	130	60-140	6	
Chlorobenzene	ug/L	ND	20	20	22.7	21.6	114	108	60-140	5	
Chloroethane	ug/L	ND	20	20	24.2	20.3	121	102	60-140	17	
Chloroform	ug/L	ND	20	20	24.6	22.8	123	114	60-140	8	
Chloromethane	ug/L	ND	20	20	21.1	18.7	105	93	60-140	12	
cis-1,2-Dichloroethene	ug/L	ND	20	20	25.0	22.8	125	114	60-140	9	
cis-1,3-Dichloropropene	ug/L	ND	20	20	24.5	23.7	122	119	60-140	3	
Dibromochloromethane	ug/L	ND	20	20	22.2	22.7	111	114	60-140	2	
Dibromomethane	ug/L	ND	20	20	22.8	22.0	114	110	60-140	3	
Dichlorodifluoromethane	ug/L	ND	20	20	19.0	16.5	95	82	60-140	14	
Diisopropyl ether	ug/L	ND	20	20	21.6	21.4	108	107	60-140	1	
Ethylbenzene	ug/L	ND	20	20	23.6	21.8	118	109	60-140	8	
Hexachloro-1,3-butadiene	ug/L	ND	20	20	24.0	22.6	120	113	60-140	6	
Isopropylbenzene (Cumene)	ug/L	ND	20	20	23.7	22.0	119	110	60-140	7	
m&p-Xylene	ug/L	ND	40	40	47.3	44.0	118	110	60-140	7	
Methyl-tert-butyl ether	ug/L	ND	20	20	18.4	19.3	92	97	60-140	5	
Methylene Chloride	ug/L	ND	20	20	24.0	21.6	120	108	60-140	11	

Results presented on this page are in the units indicated by the "Units" column except where an alternate unit is presented to the right of the result.

REPORT OF LABORATORY ANALYSIS

This report shall not be reproduced, except in full,
without the written consent of Pace Analytical Services, LLC.

Pace Analytical Services, LLC
9800 Kincey Ave. Suite 100
Huntersville, NC 28078
(704)875-9092

QUALITY CONTROL DATA

Project: 2020-L1-2448
Pace Project No.: 92492905

MATRIX SPIKE & MATRIX SPIKE DUPLICATE: 2985380 2985381

Parameter	Units	92492904001 Result	MS Spike Conc.	MSD Spike Conc.	MS Result	MSD Result	MS % Rec	MSD % Rec	% Rec Limits	RPD	Qual
n-Butylbenzene	ug/L	ND	20	20	22.2	21.5	111	108	60-140	3	
n-Propylbenzene	ug/L	ND	20	20	22.9	21.9	115	109	60-140	5	
Naphthalene	ug/L	ND	20	20	21.5	21.3	108	107	60-140	1	
o-Xylene	ug/L	ND	20	20	22.7	21.2	114	106	60-140	7	
sec-Butylbenzene	ug/L	ND	20	20	22.7	21.9	113	109	60-140	4	
Styrene	ug/L	ND	20	20	23.7	22.0	119	110	60-140	7	
tert-Butylbenzene	ug/L	ND	20	20	20.4	18.9	102	94	60-140	8	
Tetrachloroethene	ug/L	ND	20	20	23.6	23.1	118	115	60-140	2	
Toluene	ug/L	ND	20	20	22.5	20.9	113	104	60-140	8	
trans-1,2-Dichloroethene	ug/L	ND	20	20	26.3	25.1	132	126	60-140	5	
trans-1,3-Dichloropropene	ug/L	ND	20	20	22.3	22.0	112	110	60-140	1	
Trichloroethene	ug/L	ND	20	20	24.7	24.1	124	120	60-140	3	
Trichlorofluoromethane	ug/L	ND	20	20	24.7	21.4	124	107	60-140	14	
Vinyl chloride	ug/L	ND	20	20	20.7	18.2	103	91	60-140	13	
1,2-Dichloroethane-d4 (S)	%						110	111	70-130		
4-Bromofluorobenzene (S)	%						103	100	70-130		
Toluene-d8 (S)	%						100	96	70-130		

Results presented on this page are in the units indicated by the "Units" column except where an alternate unit is presented to the right of the result.

REPORT OF LABORATORY ANALYSIS

This report shall not be reproduced, except in full,
without the written consent of Pace Analytical Services, LLC.

Pace Analytical Services, LLC
9800 Kincey Ave. Suite 100
Huntersville, NC 28078
(704)875-9092

QUALIFIERS

Project: 2020-L1-2448
Pace Project No.: 92492905

DEFINITIONS

DF - Dilution Factor, if reported, represents the factor applied to the reported data due to dilution of the sample aliquot.

ND - Not Detected at or above adjusted reporting limit.

TNTC - Too Numerous To Count

J - Estimated concentration above the adjusted method detection limit and below the adjusted reporting limit.

MDL - Adjusted Method Detection Limit.

PQL - Practical Quantitation Limit.

RL - Reporting Limit - The lowest concentration value that meets project requirements for quantitative data with known precision and bias for a specific analyte in a specific matrix.

S - Surrogate

1,2-Diphenylhydrazine decomposes to and cannot be separated from Azobenzene using Method 8270. The result for each analyte is a combined concentration.

Consistent with EPA guidelines, unrounded data are displayed and have been used to calculate % recovery and RPD values.

LCS(D) - Laboratory Control Sample (Duplicate)

MS(D) - Matrix Spike (Duplicate)

DUP - Sample Duplicate

RPD - Relative Percent Difference

NC - Not Calculable.

SG - Silica Gel - Clean-Up

U - Indicates the compound was analyzed for, but not detected.

Acid preservation may not be appropriate for 2 Chloroethylvinyl ether.

A separate vial preserved to a pH of 4-5 is recommended in SW846 Chapter 4 for the analysis of Acrolein and Acrylonitrile by EPA Method 8260.

N-Nitrosodiphenylamine decomposes and cannot be separated from Diphenylamine using Method 8270. The result reported for each analyte is a combined concentration.

Pace Analytical is TNI accredited. Contact your Pace PM for the current list of accredited analytes.

TNI - The NELAC Institute.

ANALYTE QUALIFIERS

M1 Matrix spike recovery exceeded QC limits. Batch accepted based on laboratory control sample (LCS) recovery.

This report shall not be reproduced, except in full,
without the written consent of Pace Analytical Services, LLC.

Pace Analytical Services, LLC
9800 Kincey Ave. Suite 100
Huntersville, NC 28078
(704)875-9092

QUALITY CONTROL DATA CROSS REFERENCE TABLE

Project: 2020-L1-2448
Pace Project No.: 92492905

Lab ID	Sample ID	QC Batch Method	QC Batch	Analytical Method	Analytical Batch
92492905001	**FIELD_BLANK**	MADEPV	1533719	MADEP VPH	1533719
92492905002	**TRIP_BLANK**	MADEPV	1533719	MADEP VPH	1533719
92492905001	**FIELD_BLANK**	EPA 3010A	562975	EPA 6010D	563001
92492905001	**FIELD_BLANK**	SM 6200B	562946		
92492905002	**TRIP_BLANK**	SM 6200B	562946		

This report shall not be reproduced, except in full,
without the written consent of Pace Analytical Services, LLC.

Pace Analytical®

CHAIN-OF-CUSTODY Analytical Request Document

Chain-of-Custody is a LEGAL DOCUMENT - Complete all relevent fields

LAB USE ONLY- ... or

WO# : 92492905

92492905

AL

Container Pres

Company: Apex Companies LLC	Billing Information:
Address:	
Report To: Andrew Street	Email To: Andrew Street / Emily Little
Copy To:	Site Collection Info/Address: N/A
Customer Project Name/Number: 2020-L1-2448	State: / County/City: Time Zone Collected: [ ] PT [ ] MT [ ] CT [ ] ET
Phone: Email:	Site/Facility ID #: Compliance Monitoring? [ ] Yes [ ] No
Collected By (print): Margaret King	Purchase Order #: Quote #: DW PWS ID #: DW Location Code:
Collected By (signature): Margaret King	Turnaround Date Required: ASAP Immediately Packed on Ice: [✓] Yes [ ] No
Sample Disposal: [ ] Dispose as appropriate [ ] Return [ ] Archive: ____ [ ] Hold: ____	Rush: [✓] Same Day [✓] Next Day [ ] 2 Day [ ] 3 Day [ ] 4 Day [ ] 5 Day (Expedite Charges Apply) Field Filtered (if applicable): [ ] Yes [ ] No Analysis: ____

** Preservative Types: (1) nitric acid, (2) sulfuric acid, (3) hydrochloric acid, (4) sodium hydroxide, (5) zinc acetate, (6) methanol, (7) sodium bisulfate, (8) sodium thiosulfate, (9) hexane, (A) ascorbic acid, (B) ammonium sulfate, (C) ammonium hydroxide, (D) TSP, (U) Unpreserved, (O) Other ____

* Matrix Codes (Insert in Matrix box below): Drinking Water (DW), Ground Water (GW), Wastewater (WW), Product (P), Soil/Solid (SL), Oil (OL), Wipe (WP), Air (AR), Tissue (TS), Bioassay (B), Vapor (V), Other (OT)

Analyses

Customer Sample ID	Matrix *	Comp / Grab	Collected (or Composite Start) Date	Collected (or Composite Start) Time	Composite End Date	Composite End Time	Res Cl	# of Ctns	SM 6200B VOCs	Lead	MADEP VPH								Lab Profile/Line:
Field Blank	DW	G			8-27-20	1700		8	X	X	X								92492904
Trip Blank	DW	G			8-27-20	1230			X		X								001
																			002

Lab Sample Receipt Checklist:

Custody Seals Present/Intact	Y N NA
Custody Signatures Present	Y N NA
Collector Signature Present	Y N NA
Bottles Intact	Y N NA
Correct Bottles	Y N NA
Sufficient Volume	Y N NA
Samples Received on Ice	Y N NA
VOA - Headspace Acceptable	Y N NA
USDA Regulated Soils	Y N NA
Samples in Holding Time	Y N NA
Residual Chlorine Present	Y N NA
Cl Strips: ____	
Sample pH Acceptable	Y N NA
pH Strips: ____	
Sulfide Present	Y N NA
Lead Acetate Strips: ____	

LAB USE ONLY:
Lab Sample # / Comments: 92492905

Customer Remarks / Special Conditions / Possible Hazards:

Type of Ice Used: Wet Blue Dry None

Packing Material Used: B BAG

Radchem sample(s) screened (<500 cpm): Y N NA

SHORT HOLDS PRESENT (<72 hours): Y N N/A

Lab Tracking #: 2538822

Samples received via: FEDEX UPS Client Courier Pace Courier

Lab Sample Temperature Info:
Temp Blank Received: Y N NA
Therm ID#: 92T061
Cooler 1 Temp Upon Receipt: 2.5 oC
Cooler 1 Therm Corr. Factor: 0 oC
Cooler 1 Corrected Temp: 2.5 oC
Comments:

Relinquished by/Company: (Signature)	Date/Time:	Received by/Company: (Signature)	Date/Time:
Margaret King	8-27-20 1735	MDC Pace HVL 8/27/20	17:35
Relinquished by/Company: (Signature)	Date/Time:	Received by/Company: (Signature)	Date/Time:
Relinquished by/Company: (Signature)	Date/Time:	Received by/Company: (Signature)	Date/Time:

MTJL LAB USE ONLY
Table #:
Acctnum:
Template:
Prelogin:
PM:
PB:

Trip Blank Received: Y N NA
HCL MeOH TSP Other

Non Conformance(s): YES / NO

Page: ____ of: ____

Pace Analytical Services, LLC
9800 Kincey Ave. Suite 100
Huntersville, NC 28078
(704)875-9092

September 02, 2020

Andrew Street
Apex Companies - NC
5900 Northwoods Business Pkwy
Suite 5900-0
Charlotte, NC 28269

RE: Project: 2020-L1-2448 (8/30)
Pace Project No.: 92493111

Dear Andrew Street:

Enclosed are the analytical results for sample(s) received by the laboratory on August 30, 2020. The results relate only to the samples included in this report. Results reported herein conform to the applicable TNI/NELAC Standards and the laboratory's Quality Manual, where applicable, unless otherwise noted in the body of the report.

The test results provided in this final report were generated by each of the following laboratories within the Pace Network:

- Pace National - Mt. Juliet
- Pace Analytical Services - Asheville
- Pace Analytical Services - Charlotte

If you have any questions concerning this report, please feel free to contact me.

Sincerely,

Angela M. Baioni

Angela Baioni
angela.baioni@pacelabs.com
(704)875-9092
Project Manager

Enclosures

cc: J Culbreath, Colonial Pipeline Company
Robert Hughes, Colonial Pipeline
Margaret King, APEX Companies, LLC
Emily Little, Apex Companies
Jeff Morrison, Colonial Pipeline Company
Tom Naumann, APEX Companies - NC
Joe Nicolette, Montrose-EPS
Christopher Schultz, Apex Companies
J Tate, Colonial Pipeline Company
Alex Testoff, Montrose-EPS
Michael Verdon, Colonial Pipeline Company
JM Wyatt, Colonial Pipeline Company

REPORT OF LABORATORY ANALYSIS

This report shall not be reproduced, except in full,
without the written consent of Pace Analytical Services, LLC.

Pace Analytical Services, LLC
9800 Kincey Ave. Suite 100
Huntersville, NC 28078
(704)875-9092

CERTIFICATIONS

Project: 2020-L1-2448 (8/30)
Pace Project No.: 92493111

Pace Analytical Services National

12065 Lebanon Road, Mt. Juliet, TN 37122
Alabama Certification #: 40660
Alaska Certification 17-026
Arizona Certification #: AZ0612
Arkansas Certification #: 88-0469
California Certification #: 2932
Canada Certification #: 1461.01
Colorado Certification #: TN00003
Connecticut Certification #: PH-0197
DOD Certification: #1461.01
EPA# TN00003
Florida Certification #: E87487
Georgia DW Certification #: 923
Georgia Certification: NELAP
Idaho Certification #: TN00003
Illinois Certification #: 200008
Indiana Certification #: C-TN-01
Iowa Certification #: 364
Kansas Certification #: E-10277
Kentucky UST Certification #: 16
Kentucky Certification #: 90010
Louisiana Certification #: AI30792
Louisiana DW Certification #: LA180010
Maine Certification #: TN0002
Maryland Certification #: 324
Massachusetts Certification #: M-TN003
Michigan Certification #: 9958
Minnesota Certification #: 047-999-395
Mississippi Certification #: TN00003
Missouri Certification #: 340
Montana Certification #: CERT0086
Nebraska Certification #: NE-OS-15-05
Nevada Certification #: TN-03-2002-34
New Hampshire Certification #: 2975
New Jersey Certification #: TN002
New Mexico DW Certification
New York Certification #: 11742
North Carolina Aquatic Toxicity Certification #: 41
North Carolina Drinking Water Certification #: 21704
North Carolina Environmental Certificate #: 375
North Dakota Certification #: R-140
Ohio VAP Certification #: CL0069
Oklahoma Certification #: 9915
Oregon Certification #: TN200002
Pennsylvania Certification #: 68-02979
Rhode Island Certification #: LAO00356
South Carolina Certification #: 84004
South Dakota Certification
Tennessee DW/Chem/Micro Certification #: 2006
Texas Certification #: T 104704245-17-14
Texas Mold Certification #: LAB0152
USDA Soil Permit #: P330-15-00234
Utah Certification #: TN00003
Virginia Certification #: VT2006
Vermont Dept. of Health: ID# VT-2006
Virginia Certification #: 460132
Washington Certification #: C847
West Virginia Certification #: 233
Wisconsin Certification #: 9980939910
Wyoming UST Certification #: via A2LA 2926.01
A2LA-ISO 17025 Certification #: 1461.01
A2LA-ISO 17025 Certification #: 1461.02
AIHA-LAP/LLC EMLAP Certification #:100789

Pace Analytical Services Charlotte

9800 Kincey Ave. Ste 100, Huntersville, NC 28078
Louisiana/NELAP Certification # LA170028
North Carolina Drinking Water Certification #: 37706
North Carolina Field Services Certification #: 5342
North Carolina Wastewater Certification #: 12
South Carolina Certification #: 99006001
Florida/NELAP Certification #: E87627
Kentucky UST Certification #: 84
Virginia/VELAP Certification #: 460221

Pace Analytical Services Asheville

2225 Riverside Drive, Asheville, NC 28804
Florida/NELAP Certification #: E87648
Massachusetts Certification #: M-NC030
North Carolina Drinking Water Certification #: 37712
North Carolina Wastewater Certification #: 40
South Carolina Certification #: 99030001
Virginia/VELAP Certification #: 460222

REPORT OF LABORATORY ANALYSIS

This report shall not be reproduced, except in full,
without the written consent of Pace Analytical Services, LLC.

Pace Analytical Services, LLC
9800 Kincey Ave. Suite 100
Huntersville, NC 28078
(704)875-9092

SAMPLE ANALYTE COUNT

Project: 2020-L1-2448 (8/30)
Pace Project No.: 92493111

Lab ID	Sample ID	Method	Analysts	Analytes Reported	Laboratory
92493111001	**14037_Lawther_Rd**	MADEP VPH	JAH	6	PAN
		EPA 6010D	DS	1	PASI-A
		SM 6200B	CL	63	PASI-C
92493111002	**Trip_Blank**	SM 6200B	CL	63	PASI-C

PAN = Pace National - Mt. Juliet
PASI-A = Pace Analytical Services - Asheville
PASI-C = Pace Analytical Services - Charlotte

This report shall not be reproduced, except in full,
without the written consent of Pace Analytical Services, LLC.

Pace Analytical Services, LLC
9800 Kincey Ave. Suite 100
Huntersville, NC 28078
(704)875-9092

ANALYTICAL RESULTS

Project: 2020-L1-2448 (8/30)
Pace Project No.: 92493111

Sample: 14037_Lawther_Rd **Lab ID: 92493111001** Collected: 08/30/20 11:30 Received: 08/30/20 13:00 Matrix: Water

Parameters	Results	Units	Report Limit	DF	Prepared	Analyzed	CAS No.	Qual
MADEPV	Analytical Method: MADEP VPH Preparation Method: MADEPV Pace National - Mt. Juliet							
Aliphatic (C05-C08)	ND	ug/L	100	1	09/02/20 02:37	09/02/20 02:37		
Aliphatic (C09-C12)	ND	ug/L	100	1	09/02/20 02:37	09/02/20 02:37		
Aromatic (C09-C10),Unadjusted	ND	ug/L	100	1	09/02/20 02:37	09/02/20 02:37	TPHC9C10A	
Total VPH	ND	ug/L	100	1	09/02/20 02:37	09/02/20 02:37	VPH	
Surrogates								
2,5-Dibromotoluene (FID)	92.5	%	70.0-130	1	09/02/20 02:37	09/02/20 02:37	615-59-8FID	
2,5-Dibromotoluene (PID)	82.4	%	70.0-130	1	09/02/20 02:37	09/02/20 02:37	615-59-8PID	
6010 MET ICP	Analytical Method: EPA 6010D Preparation Method: EPA 3010A Pace Analytical Services - Asheville							
Lead	**37.3**	ug/L	5.0	1	08/31/20 09:24	08/31/20 15:03	7439-92-1	BC
6200B MSV	Analytical Method: SM 6200B Pace Analytical Services - Charlotte							
Benzene	ND	ug/L	0.50	1		08/31/20 13:49	71-43-2	
Bromobenzene	ND	ug/L	0.50	1		08/31/20 13:49	108-86-1	
Bromochloromethane	ND	ug/L	0.50	1		08/31/20 13:49	74-97-5	
Bromodichloromethane	ND	ug/L	0.50	1		08/31/20 13:49	75-27-4	
Bromoform	ND	ug/L	0.50	1		08/31/20 13:49	75-25-2	
Bromomethane	ND	ug/L	5.0	1		08/31/20 13:49	74-83-9	
n-Butylbenzene	ND	ug/L	0.50	1		08/31/20 13:49	104-51-8	
sec-Butylbenzene	ND	ug/L	0.50	1		08/31/20 13:49	135-98-8	
tert-Butylbenzene	ND	ug/L	0.50	1		08/31/20 13:49	98-06-6	
Carbon tetrachloride	ND	ug/L	0.50	1		08/31/20 13:49	56-23-5	
Chlorobenzene	ND	ug/L	0.50	1		08/31/20 13:49	108-90-7	
Chloroethane	ND	ug/L	1.0	1		08/31/20 13:49	75-00-3	
Chloroform	ND	ug/L	0.50	1		08/31/20 13:49	67-66-3	
Chloromethane	ND	ug/L	1.0	1		08/31/20 13:49	74-87-3	
2-Chlorotoluene	ND	ug/L	0.50	1		08/31/20 13:49	95-49-8	
4-Chlorotoluene	ND	ug/L	0.50	1		08/31/20 13:49	106-43-4	
1,2-Dibromo-3-chloropropane	ND	ug/L	1.0	1		08/31/20 13:49	96-12-8	
Dibromochloromethane	ND	ug/L	0.50	1		08/31/20 13:49	124-48-1	
1,2-Dibromoethane (EDB)	ND	ug/L	0.50	1		08/31/20 13:49	106-93-4	
Dibromomethane	ND	ug/L	0.50	1		08/31/20 13:49	74-95-3	
1,2-Dichlorobenzene	ND	ug/L	0.50	1		08/31/20 13:49	95-50-1	
1,3-Dichlorobenzene	ND	ug/L	0.50	1		08/31/20 13:49	541-73-1	
1,4-Dichlorobenzene	ND	ug/L	0.50	1		08/31/20 13:49	106-46-7	
Dichlorodifluoromethane	ND	ug/L	0.50	1		08/31/20 13:49	75-71-8	
1,1-Dichloroethane	ND	ug/L	0.50	1		08/31/20 13:49	75-34-3	
1,2-Dichloroethane	ND	ug/L	0.50	1		08/31/20 13:49	107-06-2	
1,1-Dichloroethene	ND	ug/L	0.50	1		08/31/20 13:49	75-35-4	
cis-1,2-Dichloroethene	ND	ug/L	0.50	1		08/31/20 13:49	156-59-2	
trans-1,2-Dichloroethene	ND	ug/L	0.50	1		08/31/20 13:49	156-60-5	
1,2-Dichloropropane	ND	ug/L	0.50	1		08/31/20 13:49	78-87-5	
1,3-Dichloropropane	ND	ug/L	0.50	1		08/31/20 13:49	142-28-9	
2,2-Dichloropropane	ND	ug/L	0.50	1		08/31/20 13:49	594-20-7	

REPORT OF LABORATORY ANALYSIS

This report shall not be reproduced, except in full,
without the written consent of Pace Analytical Services, LLC.

Pace Analytical Services, LLC
9800 Kincey Ave. Suite 100
Huntersville, NC 28078
(704)875-9092

ANALYTICAL RESULTS

Project: 2020-L1-2448 (8/30)
Pace Project No.: 92493111

Sample: 14037_Lawther_Rd **Lab ID: 92493111001** Collected: 08/30/20 11:30 Received: 08/30/20 13:00 Matrix: Water

Parameters	Results	Units	Report Limit	DF	Prepared	Analyzed	CAS No.	Qual
6200B MSV	Analytical Method: SM 6200B Pace Analytical Services - Charlotte							
1,1-Dichloropropene	ND	ug/L	0.50	1		08/31/20 13:49	563-58-6	
cis-1,3-Dichloropropene	ND	ug/L	0.50	1		08/31/20 13:49	10061-01-5	
trans-1,3-Dichloropropene	ND	ug/L	0.50	1		08/31/20 13:49	10061-02-6	
Diisopropyl ether	ND	ug/L	0.50	1		08/31/20 13:49	108-20-3	
Ethylbenzene	ND	ug/L	0.50	1		08/31/20 13:49	100-41-4	
Hexachloro-1,3-butadiene	ND	ug/L	2.0	1		08/31/20 13:49	87-68-3	
Isopropylbenzene (Cumene)	ND	ug/L	0.50	1		08/31/20 13:49	98-82-8	
Methylene Chloride	ND	ug/L	2.0	1		08/31/20 13:49	75-09-2	
Methyl-tert-butyl ether	ND	ug/L	0.50	1		08/31/20 13:49	1634-04-4	
Naphthalene	ND	ug/L	2.0	1		08/31/20 13:49	91-20-3	
n-Propylbenzene	ND	ug/L	0.50	1		08/31/20 13:49	103-65-1	
Styrene	ND	ug/L	0.50	1		08/31/20 13:49	100-42-5	
1,1,1,2-Tetrachloroethane	ND	ug/L	0.50	1		08/31/20 13:49	630-20-6	
1,1,2,2-Tetrachloroethane	ND	ug/L	0.50	1		08/31/20 13:49	79-34-5	
Tetrachloroethene	ND	ug/L	0.50	1		08/31/20 13:49	127-18-4	
Toluene	ND	ug/L	0.50	1		08/31/20 13:49	108-88-3	
1,2,3-Trichlorobenzene	ND	ug/L	2.0	1		08/31/20 13:49	87-61-6	
1,2,4-Trichlorobenzene	ND	ug/L	2.0	1		08/31/20 13:49	120-82-1	
1,1,1-Trichloroethane	ND	ug/L	0.50	1		08/31/20 13:49	71-55-6	
1,1,2-Trichloroethane	ND	ug/L	0.50	1		08/31/20 13:49	79-00-5	
Trichloroethene	ND	ug/L	0.50	1		08/31/20 13:49	79-01-6	
Trichlorofluoromethane	ND	ug/L	1.0	1		08/31/20 13:49	75-69-4	
1,2,3-Trichloropropane	ND	ug/L	0.50	1		08/31/20 13:49	96-18-4	
1,2,4-Trimethylbenzene	ND	ug/L	0.50	1		08/31/20 13:49	95-63-6	
1,3,5-Trimethylbenzene	ND	ug/L	0.50	1		08/31/20 13:49	108-67-8	
Vinyl chloride	ND	ug/L	1.0	1		08/31/20 13:49	75-01-4	
m&p-Xylene	ND	ug/L	1.0	1		08/31/20 13:49	179601-23-1	
o-Xylene	ND	ug/L	0.50	1		08/31/20 13:49	95-47-6	
Surrogates								
1,2-Dichloroethane-d4 (S)	95	%	70-130	1		08/31/20 13:49	17060-07-0	
4-Bromofluorobenzene (S)	102	%	70-130	1		08/31/20 13:49	460-00-4	
Toluene-d8 (S)	105	%	70-130	1		08/31/20 13:49	2037-26-5	

REPORT OF LABORATORY ANALYSIS

This report shall not be reproduced, except in full,
without the written consent of Pace Analytical Services, LLC.

Pace Analytical Services, LLC
9800 Kincey Ave. Suite 100
Huntersville, NC 28078
(704)875-9092

ANALYTICAL RESULTS

Project: 2020-L1-2448 (8/30)
Pace Project No.: 92493111

Sample: Trip_Blank **Lab ID: 92493111002** Collected: 08/30/20 00:00 Received: 08/30/20 13:00 Matrix: Water

Parameters	Results	Units	Report Limit	DF	Prepared	Analyzed	CAS No.	Qual
6200B MSV	Analytical Method: SM 6200B Pace Analytical Services - Charlotte							
Benzene	ND	ug/L	0.50	1		08/31/20 13:31	71-43-2	
Bromobenzene	ND	ug/L	0.50	1		08/31/20 13:31	108-86-1	
Bromochloromethane	ND	ug/L	0.50	1		08/31/20 13:31	74-97-5	
Bromodichloromethane	ND	ug/L	0.50	1		08/31/20 13:31	75-27-4	
Bromoform	ND	ug/L	0.50	1		08/31/20 13:31	75-25-2	
Bromomethane	ND	ug/L	5.0	1		08/31/20 13:31	74-83-9	
n-Butylbenzene	ND	ug/L	0.50	1		08/31/20 13:31	104-51-8	
sec-Butylbenzene	ND	ug/L	0.50	1		08/31/20 13:31	135-98-8	
tert-Butylbenzene	ND	ug/L	0.50	1		08/31/20 13:31	98-06-6	
Carbon tetrachloride	ND	ug/L	0.50	1		08/31/20 13:31	56-23-5	
Chlorobenzene	ND	ug/L	0.50	1		08/31/20 13:31	108-90-7	
Chloroethane	ND	ug/L	1.0	1		08/31/20 13:31	75-00-3	
Chloroform	ND	ug/L	0.50	1		08/31/20 13:31	67-66-3	
Chloromethane	ND	ug/L	1.0	1		08/31/20 13:31	74-87-3	
2-Chlorotoluene	ND	ug/L	0.50	1		08/31/20 13:31	95-49-8	
4-Chlorotoluene	ND	ug/L	0.50	1		08/31/20 13:31	106-43-4	
1,2-Dibromo-3-chloropropane	ND	ug/L	1.0	1		08/31/20 13:31	96-12-8	
Dibromochloromethane	ND	ug/L	0.50	1		08/31/20 13:31	124-48-1	
1,2-Dibromoethane (EDB)	ND	ug/L	0.50	1		08/31/20 13:31	106-93-4	
Dibromomethane	ND	ug/L	0.50	1		08/31/20 13:31	74-95-3	
1,2-Dichlorobenzene	ND	ug/L	0.50	1		08/31/20 13:31	95-50-1	
1,3-Dichlorobenzene	ND	ug/L	0.50	1		08/31/20 13:31	541-73-1	
1,4-Dichlorobenzene	ND	ug/L	0.50	1		08/31/20 13:31	106-46-7	
Dichlorodifluoromethane	ND	ug/L	0.50	1		08/31/20 13:31	75-71-8	
1,1-Dichloroethane	ND	ug/L	0.50	1		08/31/20 13:31	75-34-3	
1,2-Dichloroethane	ND	ug/L	0.50	1		08/31/20 13:31	107-06-2	
1,1-Dichloroethene	ND	ug/L	0.50	1		08/31/20 13:31	75-35-4	
cis-1,2-Dichloroethene	ND	ug/L	0.50	1		08/31/20 13:31	156-59-2	
trans-1,2-Dichloroethene	ND	ug/L	0.50	1		08/31/20 13:31	156-60-5	
1,2-Dichloropropane	ND	ug/L	0.50	1		08/31/20 13:31	78-87-5	
1,3-Dichloropropane	ND	ug/L	0.50	1		08/31/20 13:31	142-28-9	
2,2-Dichloropropane	ND	ug/L	0.50	1		08/31/20 13:31	594-20-7	
1,1-Dichloropropene	ND	ug/L	0.50	1		08/31/20 13:31	563-58-6	
cis-1,3-Dichloropropene	ND	ug/L	0.50	1		08/31/20 13:31	10061-01-5	
trans-1,3-Dichloropropene	ND	ug/L	0.50	1		08/31/20 13:31	10061-02-6	
Diisopropyl ether	ND	ug/L	0.50	1		08/31/20 13:31	108-20-3	
Ethylbenzene	ND	ug/L	0.50	1		08/31/20 13:31	100-41-4	
Hexachloro-1,3-butadiene	ND	ug/L	2.0	1		08/31/20 13:31	87-68-3	
Isopropylbenzene (Cumene)	ND	ug/L	0.50	1		08/31/20 13:31	98-82-8	
Methylene Chloride	ND	ug/L	2.0	1		08/31/20 13:31	75-09-2	
Methyl-tert-butyl ether	ND	ug/L	0.50	1		08/31/20 13:31	1634-04-4	
Naphthalene	ND	ug/L	2.0	1		08/31/20 13:31	91-20-3	
n-Propylbenzene	ND	ug/L	0.50	1		08/31/20 13:31	103-65-1	
Styrene	ND	ug/L	0.50	1		08/31/20 13:31	100-42-5	
1,1,1,2-Tetrachloroethane	ND	ug/L	0.50	1		08/31/20 13:31	630-20-6	
1,1,2,2-Tetrachloroethane	ND	ug/L	0.50	1		08/31/20 13:31	79-34-5	

REPORT OF LABORATORY ANALYSIS

This report shall not be reproduced, except in full,
without the written consent of Pace Analytical Services, LLC.

Pace Analytical Services, LLC
9800 Kincey Ave. Suite 100
Huntersville, NC 28078
(704)875-9092

ANALYTICAL RESULTS

Project: 2020-L1-2448 (8/30)
Pace Project No.: 92493111

Sample: Trip_Blank **Lab ID: 92493111002** Collected: 08/30/20 00:00 Received: 08/30/20 13:00 Matrix: Water

Parameters	Results	Units	Report Limit	DF	Prepared	Analyzed	CAS No.	Qual
6200B MSV	Analytical Method: SM 6200B Pace Analytical Services - Charlotte							
Tetrachloroethene	ND	ug/L	0.50	1		08/31/20 13:31	127-18-4	
Toluene	ND	ug/L	0.50	1		08/31/20 13:31	108-88-3	
1,2,3-Trichlorobenzene	ND	ug/L	2.0	1		08/31/20 13:31	87-61-6	
1,2,4-Trichlorobenzene	ND	ug/L	2.0	1		08/31/20 13:31	120-82-1	
1,1,1-Trichloroethane	ND	ug/L	0.50	1		08/31/20 13:31	71-55-6	
1,1,2-Trichloroethane	ND	ug/L	0.50	1		08/31/20 13:31	79-00-5	
Trichloroethene	ND	ug/L	0.50	1		08/31/20 13:31	79-01-6	
Trichlorofluoromethane	ND	ug/L	1.0	1		08/31/20 13:31	75-69-4	
1,2,3-Trichloropropane	ND	ug/L	0.50	1		08/31/20 13:31	96-18-4	
1,2,4-Trimethylbenzene	ND	ug/L	0.50	1		08/31/20 13:31	95-63-6	
1,3,5-Trimethylbenzene	ND	ug/L	0.50	1		08/31/20 13:31	108-67-8	
Vinyl chloride	ND	ug/L	1.0	1		08/31/20 13:31	75-01-4	
m&p-Xylene	ND	ug/L	1.0	1		08/31/20 13:31	179601-23-1	
o-Xylene	ND	ug/L	0.50	1		08/31/20 13:31	95-47-6	
Surrogates								
1,2-Dichloroethane-d4 (S)	96	%	70-130	1		08/31/20 13:31	17060-07-0	
4-Bromofluorobenzene (S)	101	%	70-130	1		08/31/20 13:31	460-00-4	
Toluene-d8 (S)	104	%	70-130	1		08/31/20 13:31	2037-26-5	

REPORT OF LABORATORY ANALYSIS

This report shall not be reproduced, except in full,
without the written consent of Pace Analytical Services, LLC.

Pace Analytical Services, LLC
9800 Kincey Ave. Suite 100
Huntersville, NC 28078
(704)875-9092

QUALITY CONTROL DATA

Project: 2020-L1-2448 (8/30)
Pace Project No.: 92493111

QC Batch: 1536159
QC Batch Method: MADEPV
Analysis Method: MADEP VPH
Analysis Description: MADEPV
Laboratory: Pace National - Mt. Juliet

Associated Lab Samples: 92493111001

METHOD BLANK: R3566448-2 Matrix: Water
Associated Lab Samples: 92493111001

Parameter	Units	Blank Result	Reporting Limit	Analyzed	Qualifiers
Aliphatic (C05-C08)	ug/L	ND	100	09/01/20 20:49	
Aliphatic (C09-C12)	ug/L	ND	100	09/01/20 20:49	
Aromatic (C09-C10),Unadjusted	ug/L	ND	100	09/01/20 20:49	
Total VPH	ug/L	ND	100	09/01/20 20:49	
2,5-Dibromotoluene (FID)	%	95	70.0-130	09/01/20 20:49	
2,5-Dibromotoluene (PID)	%	84.5	70.0-130	09/01/20 20:49	

LABORATORY CONTROL SAMPLE & LCSD: R3566448-1 R3566448-5

Parameter	Units	Spike Conc.	LCS Result	LCSD Result	LCS % Rec	LCSD % Rec	% Rec Limits	RPD	Max RPD	Qualifiers
Aliphatic (C05-C08)	ug/L	1200	1090	1120	90.8	93.3	70.0-130	2.71	25	
Aliphatic (C09-C12)	ug/L	1400	1120	1310	80.0	93.6	70.0-130	15.6	25	
Aromatic (C09-C10),Unadjusted	ug/L	200	178	209	89.0	104	70.0-130	16.0	25	
Total VPH	ug/L	2800	2390	2640	85.4	94.3	70.0-130	9.94	25	
2,5-Dibromotoluene (FID)	%				98.1	96.3	70.0-130			
2,5-Dibromotoluene (PID)	%				90.9	86.2	70.0-130			

Results presented on this page are in the units indicated by the "Units" column except where an alternate unit is presented to the right of the result.

REPORT OF LABORATORY ANALYSIS

This report shall not be reproduced, except in full,
without the written consent of Pace Analytical Services, LLC.

Pace Analytical Services, LLC
9800 Kincey Ave. Suite 100
Huntersville, NC 28078
(704)875-9092

QUALITY CONTROL DATA

Project: 2020-L1-2448 (8/30)
Pace Project No.: 92493111

QC Batch: 563369
QC Batch Method: EPA 3010A
Analysis Method: EPA 6010D
Analysis Description: 6010 MET
Laboratory: Pace Analytical Services - Asheville
Associated Lab Samples: 92493111001

METHOD BLANK: 2987100 Matrix: Water
Associated Lab Samples: 92493111001

Parameter	Units	Blank Result	Reporting Limit	Analyzed	Qualifiers
Lead	ug/L	ND	5.0	08/31/20 13:55	BC

LABORATORY CONTROL SAMPLE: 2987101

Parameter	Units	Spike Conc.	LCS Result	LCS % Rec	% Rec Limits	Qualifiers
Lead	ug/L	500	493	99	80-120	BC

MATRIX SPIKE & MATRIX SPIKE DUPLICATE: 2987102 2987103

Parameter	Units	92493107001 Result	MS Spike Conc.	MSD Spike Conc.	MS Result	MSD Result	MS % Rec	MSD % Rec	% Rec Limits	RPD	Qual
Lead	ug/L	100	500	500	601	602	100	100	75-125	0	BC

Results presented on this page are in the units indicated by the "Units" column except where an alternate unit is presented to the right of the result.

REPORT OF LABORATORY ANALYSIS

This report shall not be reproduced, except in full,
without the written consent of Pace Analytical Services, LLC.

Pace Analytical Services, LLC
9800 Kincey Ave. Suite 100
Huntersville, NC 28078
(704)875-9092

QUALITY CONTROL DATA

Project: 2020-L1-2448 (8/30)
Pace Project No.: 92493111

QC Batch: 563381
QC Batch Method: SM 6200B
Analysis Method: SM 6200B
Analysis Description: 6200B MSV
Laboratory: Pace Analytical Services - Charlotte
Associated Lab Samples: 92493111001, 92493111002

METHOD BLANK: 2987156
Matrix: Water
Associated Lab Samples: 92493111001, 92493111002

Parameter	Units	Blank Result	Reporting Limit	Analyzed	Qualifiers
1,1,1,2-Tetrachloroethane	ug/L	ND	0.50	08/31/20 13:13	
1,1,1-Trichloroethane	ug/L	ND	0.50	08/31/20 13:13	
1,1,2,2-Tetrachloroethane	ug/L	ND	0.50	08/31/20 13:13	
1,1,2-Trichloroethane	ug/L	ND	0.50	08/31/20 13:13	
1,1-Dichloroethane	ug/L	ND	0.50	08/31/20 13:13	
1,1-Dichloroethene	ug/L	ND	0.50	08/31/20 13:13	
1,1-Dichloropropene	ug/L	ND	0.50	08/31/20 13:13	
1,2,3-Trichlorobenzene	ug/L	ND	2.0	08/31/20 13:13	
1,2,3-Trichloropropane	ug/L	ND	0.50	08/31/20 13:13	
1,2,4-Trichlorobenzene	ug/L	ND	2.0	08/31/20 13:13	
1,2,4-Trimethylbenzene	ug/L	ND	0.50	08/31/20 13:13	
1,2-Dibromo-3-chloropropane	ug/L	ND	1.0	08/31/20 13:13	
1,2-Dibromoethane (EDB)	ug/L	ND	0.50	08/31/20 13:13	
1,2-Dichlorobenzene	ug/L	ND	0.50	08/31/20 13:13	
1,2-Dichloroethane	ug/L	ND	0.50	08/31/20 13:13	
1,2-Dichloropropane	ug/L	ND	0.50	08/31/20 13:13	
1,3,5-Trimethylbenzene	ug/L	ND	0.50	08/31/20 13:13	
1,3-Dichlorobenzene	ug/L	ND	0.50	08/31/20 13:13	
1,3-Dichloropropane	ug/L	ND	0.50	08/31/20 13:13	
1,4-Dichlorobenzene	ug/L	ND	0.50	08/31/20 13:13	
2,2-Dichloropropane	ug/L	ND	0.50	08/31/20 13:13	
2-Chlorotoluene	ug/L	ND	0.50	08/31/20 13:13	
4-Chlorotoluene	ug/L	ND	0.50	08/31/20 13:13	
Benzene	ug/L	ND	0.50	08/31/20 13:13	
Bromobenzene	ug/L	ND	0.50	08/31/20 13:13	
Bromochloromethane	ug/L	ND	0.50	08/31/20 13:13	
Bromodichloromethane	ug/L	ND	0.50	08/31/20 13:13	
Bromoform	ug/L	ND	0.50	08/31/20 13:13	
Bromomethane	ug/L	ND	5.0	08/31/20 13:13	
Carbon tetrachloride	ug/L	ND	0.50	08/31/20 13:13	
Chlorobenzene	ug/L	ND	0.50	08/31/20 13:13	
Chloroethane	ug/L	ND	1.0	08/31/20 13:13	
Chloroform	ug/L	ND	0.50	08/31/20 13:13	
Chloromethane	ug/L	ND	1.0	08/31/20 13:13	
cis-1,2-Dichloroethene	ug/L	ND	0.50	08/31/20 13:13	
cis-1,3-Dichloropropene	ug/L	ND	0.50	08/31/20 13:13	
Dibromochloromethane	ug/L	ND	0.50	08/31/20 13:13	
Dibromomethane	ug/L	ND	0.50	08/31/20 13:13	
Dichlorodifluoromethane	ug/L	ND	0.50	08/31/20 13:13	
Diisopropyl ether	ug/L	ND	0.50	08/31/20 13:13	

Results presented on this page are in the units indicated by the "Units" column except where an alternate unit is presented to the right of the result.

REPORT OF LABORATORY ANALYSIS

This report shall not be reproduced, except in full,
without the written consent of Pace Analytical Services, LLC.

Pace Analytical Services, LLC
9800 Kincey Ave. Suite 100
Huntersville, NC 28078
(704)875-9092

QUALITY CONTROL DATA

Project: 2020-L1-2448 (8/30)
Pace Project No.: 92493111

METHOD BLANK: 2987156 Matrix: Water
Associated Lab Samples: 92493111001, 92493111002

Parameter	Units	Blank Result	Reporting Limit	Analyzed	Qualifiers
Ethylbenzene	ug/L	ND	0.50	08/31/20 13:13	
Hexachloro-1,3-butadiene	ug/L	ND	2.0	08/31/20 13:13	
Isopropylbenzene (Cumene)	ug/L	ND	0.50	08/31/20 13:13	
m&p-Xylene	ug/L	ND	1.0	08/31/20 13:13	
Methyl-tert-butyl ether	ug/L	ND	0.50	08/31/20 13:13	
Methylene Chloride	ug/L	ND	2.0	08/31/20 13:13	
n-Butylbenzene	ug/L	ND	0.50	08/31/20 13:13	
n-Propylbenzene	ug/L	ND	0.50	08/31/20 13:13	
Naphthalene	ug/L	ND	2.0	08/31/20 13:13	
o-Xylene	ug/L	ND	0.50	08/31/20 13:13	
sec-Butylbenzene	ug/L	ND	0.50	08/31/20 13:13	
Styrene	ug/L	ND	0.50	08/31/20 13:13	
tert-Butylbenzene	ug/L	ND	0.50	08/31/20 13:13	
Tetrachloroethene	ug/L	ND	0.50	08/31/20 13:13	
Toluene	ug/L	ND	0.50	08/31/20 13:13	
trans-1,2-Dichloroethene	ug/L	ND	0.50	08/31/20 13:13	
trans-1,3-Dichloropropene	ug/L	ND	0.50	08/31/20 13:13	
Trichloroethene	ug/L	ND	0.50	08/31/20 13:13	
Trichlorofluoromethane	ug/L	ND	1.0	08/31/20 13:13	
Vinyl chloride	ug/L	ND	1.0	08/31/20 13:13	
1,2-Dichloroethane-d4 (S)	%	94	70-130	08/31/20 13:13	
4-Bromofluorobenzene (S)	%	100	70-130	08/31/20 13:13	
Toluene-d8 (S)	%	107	70-130	08/31/20 13:13	

LABORATORY CONTROL SAMPLE: 2987157

Parameter	Units	Spike Conc.	LCS Result	LCS % Rec	% Rec Limits	Qualifiers
1,1,1,2-Tetrachloroethane	ug/L	50	57.2	114	60-140	
1,1,1-Trichloroethane	ug/L	50	59.5	119	60-140	
1,1,2,2-Tetrachloroethane	ug/L	50	51.4	103	60-140	
1,1,2-Trichloroethane	ug/L	50	53.9	108	60-140	
1,1-Dichloroethane	ug/L	50	52.8	106	60-140	
1,1-Dichloroethene	ug/L	50	54.6	109	60-140	
1,1-Dichloropropene	ug/L	50	51.1	102	60-140	
1,2,3-Trichlorobenzene	ug/L	50	52.5	105	60-140	
1,2,3-Trichloropropane	ug/L	50	49.6	99	60-140	
1,2,4-Trichlorobenzene	ug/L	50	53.6	107	60-140	
1,2,4-Trimethylbenzene	ug/L	50	52.5	105	60-140	
1,2-Dibromo-3-chloropropane	ug/L	50	54.9	110	60-140	
1,2-Dibromoethane (EDB)	ug/L	50	56.7	113	60-140	
1,2-Dichlorobenzene	ug/L	50	50.6	101	60-140	
1,2-Dichloroethane	ug/L	50	49.2	98	60-140	
1,2-Dichloropropane	ug/L	50	53.8	108	60-140	
1,3,5-Trimethylbenzene	ug/L	50	53.9	108	60-140	

Results presented on this page are in the units indicated by the "Units" column except where an alternate unit is presented to the right of the result.

REPORT OF LABORATORY ANALYSIS

This report shall not be reproduced, except in full,
without the written consent of Pace Analytical Services, LLC.

Pace Analytical Services, LLC
9800 Kincey Ave. Suite 100
Huntersville, NC 28078
(704)875-9092

QUALITY CONTROL DATA

Project: 2020-L1-2448 (8/30)
Pace Project No.: 92493111

LABORATORY CONTROL SAMPLE: 2987157

Parameter	Units	Spike Conc.	LCS Result	LCS % Rec	% Rec Limits	Qualifiers
1,3-Dichlorobenzene	ug/L	50	50.9	102	60-140	
1,3-Dichloropropane	ug/L	50	54.9	110	60-140	
1,4-Dichlorobenzene	ug/L	50	51.6	103	60-140	
2,2-Dichloropropane	ug/L	50	62.0	124	60-140	
2-Chlorotoluene	ug/L	50	50.9	102	60-140	
4-Chlorotoluene	ug/L	50	49.9	100	60-140	
Benzene	ug/L	50	52.4	105	60-140	
Bromobenzene	ug/L	50	49.3	99	60-140	
Bromochloromethane	ug/L	50	54.9	110	60-140	
Bromodichloromethane	ug/L	50	51.1	102	60-140	
Bromoform	ug/L	50	57.7	115	60-140	
Bromomethane	ug/L	50	55.8	112	60-140	
Carbon tetrachloride	ug/L	50	58.5	117	60-140	
Chlorobenzene	ug/L	50	50.0	100	60-140	
Chloroethane	ug/L	50	41.1	82	60-140	
Chloroform	ug/L	50	52.7	105	60-140	
Chloromethane	ug/L	50	42.0	84	60-140	
cis-1,2-Dichloroethene	ug/L	50	53.9	108	60-140	
cis-1,3-Dichloropropene	ug/L	50	62.3	125	60-140	
Dibromochloromethane	ug/L	50	58.2	116	60-140	
Dibromomethane	ug/L	50	52.0	104	60-140	
Dichlorodifluoromethane	ug/L	50	39.2	78	60-140	
Diisopropyl ether	ug/L	50	55.5	111	60-140	
Ethylbenzene	ug/L	50	50.6	101	60-140	
Hexachloro-1,3-butadiene	ug/L	50	55.3	111	60-140	
Isopropylbenzene (Cumene)	ug/L	50	50.9	102	60-140	
m&p-Xylene	ug/L	100	100	100	60-140	
Methyl-tert-butyl ether	ug/L	50	50.7	101	60-140	
Methylene Chloride	ug/L	50	49.6	99	60-140	
n-Butylbenzene	ug/L	50	52.7	105	60-140	
n-Propylbenzene	ug/L	50	50.5	101	60-140	
Naphthalene	ug/L	50	50.6	101	60-140	
o-Xylene	ug/L	50	49.1	98	60-140	
sec-Butylbenzene	ug/L	50	51.0	102	60-140	
Styrene	ug/L	50	53.0	106	60-140	
tert-Butylbenzene	ug/L	50	44.5	89	60-140	
Tetrachloroethene	ug/L	50	53.2	106	60-140	
Toluene	ug/L	50	47.4	95	60-140	
trans-1,2-Dichloroethene	ug/L	50	57.3	115	60-140	
trans-1,3-Dichloropropene	ug/L	50	57.6	115	60-140	
Trichloroethene	ug/L	50	57.3	115	60-140	
Trichlorofluoromethane	ug/L	50	43.4	87	60-140	
Vinyl chloride	ug/L	50	41.0	82	60-140	
1,2-Dichloroethane-d4 (S)	%			102	70-130	
4-Bromofluorobenzene (S)	%			99	70-130	
Toluene-d8 (S)	%			96	70-130	

Results presented on this page are in the units indicated by the "Units" column except where an alternate unit is presented to the right of the result.

REPORT OF LABORATORY ANALYSIS

This report shall not be reproduced, except in full,
without the written consent of Pace Analytical Services, LLC.

Pace Analytical Services, LLC
9800 Kincey Ave. Suite 100
Huntersville, NC 28078
(704)875-9092

QUALITY CONTROL DATA

Project: 2020-L1-2448 (8/30)
Pace Project No.: 92493111

MATRIX SPIKE & MATRIX SPIKE DUPLICATE: 2987158 2987159

Parameter	Units	92493111001 Result	MS Spike Conc.	MSD Spike Conc.	MS Result	MSD Result	MS % Rec	MSD % Rec	% Rec Limits	RPD	Qual
1,1,1,2-Tetrachloroethane	ug/L	ND	20	20	21.4	21.4	107	107	60-140	0	
1,1,1-Trichloroethane	ug/L	ND	20	20	20.2	20.8	101	104	60-140	3	
1,1,2,2-Tetrachloroethane	ug/L	ND	20	20	20.7	20.7	104	103	60-140	0	
1,1,2-Trichloroethane	ug/L	ND	20	20	20.9	20.9	105	105	60-140	0	
1,1-Dichloroethane	ug/L	ND	20	20	20.3	20.1	101	101	60-140	1	
1,1-Dichloroethene	ug/L	ND	20	20	20.5	20.9	103	104	60-140	2	
1,1-Dichloropropene	ug/L	ND	20	20	20.8	20.8	104	104	60-140	0	
1,2,3-Trichlorobenzene	ug/L	ND	20	20	21.8	20.3	109	102	60-140	7	
1,2,3-Trichloropropane	ug/L	ND	20	20	21.0	20.8	105	104	60-140	1	
1,2,4-Trichlorobenzene	ug/L	ND	20	20	21.1	20.6	106	103	60-140	3	
1,2,4-Trimethylbenzene	ug/L	ND	20	20	19.9	20.1	99	101	60-140	1	
1,2-Dibromo-3-chloropropane	ug/L	ND	20	20	22.9	21.6	114	108	60-140	6	
1,2-Dibromoethane (EDB)	ug/L	ND	20	20	21.0	21.1	105	106	60-140	0	
1,2-Dichlorobenzene	ug/L	ND	20	20	20.4	20.2	102	101	60-140	1	
1,2-Dichloroethane	ug/L	ND	20	20	19.7	20.5	98	103	60-140	4	
1,2-Dichloropropane	ug/L	ND	20	20	21.7	21.7	108	109	60-140	0	
1,3,5-Trimethylbenzene	ug/L	ND	20	20	20.7	20.3	103	102	60-140	2	
1,3-Dichlorobenzene	ug/L	ND	20	20	20.6	20.2	103	101	60-140	2	
1,3-Dichloropropane	ug/L	ND	20	20	21.3	21.3	106	107	60-140	0	
1,4-Dichlorobenzene	ug/L	ND	20	20	20.4	20.2	102	101	60-140	1	
2,2-Dichloropropane	ug/L	ND	20	20	21.0	21.2	105	106	60-140	1	
2-Chlorotoluene	ug/L	ND	20	20	21.2	20.9	106	104	60-140	1	
4-Chlorotoluene	ug/L	ND	20	20	20.5	19.9	102	99	60-140	3	
Benzene	ug/L	ND	20	20	20.5	20.9	103	104	60-140	2	
Bromobenzene	ug/L	ND	20	20	20.9	20.5	104	103	60-140	2	
Bromochloromethane	ug/L	ND	20	20	20.1	20.6	100	103	60-140	3	
Bromodichloromethane	ug/L	ND	20	20	19.9	20.1	100	101	60-140	1	
Bromoform	ug/L	ND	20	20	20.8	20.6	104	103	60-140	1	
Bromomethane	ug/L	ND	20	20	20.2	19.8	101	99	60-140	2	
Carbon tetrachloride	ug/L	ND	20	20	21.7	21.8	108	109	60-140	0	
Chlorobenzene	ug/L	ND	20	20	20.9	20.8	104	104	60-140	1	
Chloroethane	ug/L	ND	20	20	16.5	16.7	82	84	60-140	2	
Chloroform	ug/L	ND	20	20	19.2	19.3	96	96	60-140	0	
Chloromethane	ug/L	ND	20	20	16.7	16.9	83	85	60-140	1	
cis-1,2-Dichloroethene	ug/L	ND	20	20	20.0	20.2	100	101	60-140	1	
cis-1,3-Dichloropropene	ug/L	ND	20	20	22.3	22.9	111	114	60-140	3	
Dibromochloromethane	ug/L	ND	20	20	21.1	20.1	106	101	60-140	5	
Dibromomethane	ug/L	ND	20	20	21.3	21.5	106	107	60-140	1	
Dichlorodifluoromethane	ug/L	ND	20	20	15.1	15.3	76	76	60-140	1	
Diisopropyl ether	ug/L	ND	20	20	20.6	21.0	103	105	60-140	2	
Ethylbenzene	ug/L	ND	20	20	21.1	21.3	106	107	60-140	1	
Hexachloro-1,3-butadiene	ug/L	ND	20	20	23.0	22.3	115	112	60-140	3	
Isopropylbenzene (Cumene)	ug/L	ND	20	20	21.2	20.9	106	105	60-140	1	
m&p-Xylene	ug/L	ND	40	40	41.6	41.7	104	104	60-140	0	
Methyl-tert-butyl ether	ug/L	ND	20	20	20.8	21.3	104	107	60-140	2	
Methylene Chloride	ug/L	ND	20	20	19.9	20.0	100	100	60-140	0	

Results presented on this page are in the units indicated by the "Units" column except where an alternate unit is presented to the right of the result.

REPORT OF LABORATORY ANALYSIS

This report shall not be reproduced, except in full,
without the written consent of Pace Analytical Services, LLC.

Pace Analytical Services, LLC
9800 Kincey Ave. Suite 100
Huntersville, NC 28078
(704)875-9092

QUALITY CONTROL DATA

Project: 2020-L1-2448 (8/30)
Pace Project No.: 92493111

MATRIX SPIKE & MATRIX SPIKE DUPLICATE: 2987158 2987159

Parameter	Units	92493111001 Result	MS Spike Conc.	MSD Spike Conc.	MS Result	MSD Result	MS % Rec	MSD % Rec	% Rec Limits	RPD	Qual
n-Butylbenzene	ug/L	ND	20	20	20.7	20.5	104	102	60-140	1	
n-Propylbenzene	ug/L	ND	20	20	21.2	20.8	106	104	60-140	2	
Naphthalene	ug/L	ND	20	20	21.2	19.7	106	99	60-140	7	
o-Xylene	ug/L	ND	20	20	20.8	20.9	104	104	60-140	0	
sec-Butylbenzene	ug/L	ND	20	20	21.2	20.7	106	103	60-140	2	
Styrene	ug/L	ND	20	20	20.8	20.9	104	104	60-140	0	
tert-Butylbenzene	ug/L	ND	20	20	17.7	17.4	89	87	60-140	2	
Tetrachloroethene	ug/L	ND	20	20	22.2	22.2	111	111	60-140	0	
Toluene	ug/L	ND	20	20	21.0	21.6	105	108	60-140	3	
trans-1,2-Dichloroethene	ug/L	ND	20	20	21.2	20.8	106	104	60-140	2	
trans-1,3-Dichloropropene	ug/L	ND	20	20	20.8	20.8	104	104	60-140	0	
Trichloroethene	ug/L	ND	20	20	22.2	22.3	111	112	60-140	1	
Trichlorofluoromethane	ug/L	ND	20	20	18.8	18.8	94	94	60-140	0	
Vinyl chloride	ug/L	ND	20	20	16.8	17.2	84	86	60-140	2	
1,2-Dichloroethane-d4 (S)	%						95	98	70-130		
4-Bromofluorobenzene (S)	%						98	99	70-130		
Toluene-d8 (S)	%						101	98	70-130		

Results presented on this page are in the units indicated by the "Units" column except where an alternate unit is presented to the right of the result.

REPORT OF LABORATORY ANALYSIS

This report shall not be reproduced, except in full,
without the written consent of Pace Analytical Services, LLC.

Pace Analytical Services, LLC
9800 Kincey Ave. Suite 100
Huntersville, NC 28078
(704)875-9092

QUALIFIERS

Project: 2020-L1-2448 (8/30)
Pace Project No.: 92493111

DEFINITIONS

DF - Dilution Factor, if reported, represents the factor applied to the reported data due to dilution of the sample aliquot.

ND - Not Detected at or above adjusted reporting limit.

TNTC - Too Numerous To Count

J - Estimated concentration above the adjusted method detection limit and below the adjusted reporting limit.

MDL - Adjusted Method Detection Limit.

PQL - Practical Quantitation Limit.

RL - Reporting Limit - The lowest concentration value that meets project requirements for quantitative data with known precision and bias for a specific analyte in a specific matrix.

S - Surrogate

1,2-Diphenylhydrazine decomposes to and cannot be separated from Azobenzene using Method 8270. The result for each analyte is a combined concentration.

Consistent with EPA guidelines, unrounded data are displayed and have been used to calculate % recovery and RPD values.

LCS(D) - Laboratory Control Sample (Duplicate)

MS(D) - Matrix Spike (Duplicate)

DUP - Sample Duplicate

RPD - Relative Percent Difference

NC - Not Calculable.

SG - Silica Gel - Clean-Up

U - Indicates the compound was analyzed for, but not detected.

Acid preservation may not be appropriate for 2 Chloroethylvinyl ether.

A separate vial preserved to a pH of 4-5 is recommended in SW846 Chapter 4 for the analysis of Acrolein and Acrylonitrile by EPA Method 8260.

N-Nitrosodiphenylamine decomposes and cannot be separated from Diphenylamine using Method 8270. The result reported for each analyte is a combined concentration.

Pace Analytical is TNI accredited. Contact your Pace PM for the current list of accredited analytes.

TNI - The NELAC Institute.

ANALYTE QUALIFIERS

BC The same analyte was detected in an associated blank at a concentration above 1/2 the reporting limit but below the laboratory reporting limit.

This report shall not be reproduced, except in full,
without the written consent of Pace Analytical Services, LLC.

Pace Analytical Services, LLC
9800 Kincey Ave. Suite 100
Huntersville, NC 28078
(704)875-9092

QUALITY CONTROL DATA CROSS REFERENCE TABLE

Project: 2020-L1-2448 (8/30)
Pace Project No.: 92493111

Lab ID	Sample ID	QC Batch Method	QC Batch	Analytical Method	Analytical Batch
92493111001	**14037_Lawther_Rd**	MADEPV	1536159	MADEP VPH	1536159
92493111001	**14037_Lawther_Rd**	EPA 3010A	563369	EPA 6010D	563404
92493111001	**14037_Lawther_Rd**	SM 6200B	563381		
92493111002	**Trip_Blank**	SM 6200B	563381		

This report shall not be reproduced, except in full,
without the written consent of Pace Analytical Services, LLC.

Pace Analytical

CHAIN-OF-CUSTODY Analytical Request Document

Chain-of-Custody is a LEGAL DOCUMENT - Complete all relevent fields

LAB USE

WO# : 92493111

92493111

Contain

umber or

Company: Apex Companies, LLC

Billing Information:

Address: 5900 Northwoods Bus Pkwy, Charlotte NC

Report To: Andrew Street

Email To: Andrew.street@apexcos.com

Copy To:

Site Collection Info/Address: 14037 Lawther Rd

Customer Project Name/Number: 2020 - L1 - 2448 Incident

State: NC / County/City: Huntersville

Time Zone Collected: [ ] PT [ ] MT [ ] CT [✓] ET

Phone:
Email:

Site/Facility ID #:

Compliance Monitoring? [ ] Yes [ ] No

Collected By (print): Charles Finlon

Purchase Order #:
Quote #:

DW PWS ID #:
DW Location Code:

Collected By (signature): [signature]

Turnaround Date Required: ASAP

Immediately Packed on Ice: [✓] Yes [ ] No

Sample Disposal:
[ ] Dispose as appropriate [ ] Return
[ ] Archive: _____
[ ] Hold: _____

Rush:
[—] Same Day [ ] Next Day
[ ] 2 Day [ ] 3 Day [ ] 4 Day [ ] 5 Day
(Expedite Charges Apply)

Field Filtered (if applicable): [ ] Yes [ ] No

Analysis: _____

** Preservative Types: (1) nitric acid, (2) sulfuric acid, (3) hydrochloric acid, (4) sodium hydroxide, (5) zinc acetate, (6) methanol, (7) sodium bisulfate, (8) sodium thiosulfate, (9) hexane, (A) ascorbic acid, (B) ammonium sulfate, (C) ammonium hydroxide, (D) TSP, (U) Unpreserved, (O) Other _____

Analyses

Lab Profile/Line:

Lab Sample Receipt Checklist:

Custody Seals Present/Intact	Y N NA
Custody Signatures Present	Y N NA
Collector Signature Present	Y N NA
Bottles Intact	Y N NA
Correct Bottles	Y N NA
Sufficient Volume	Y N NA
Samples Received on Ice	Y N NA
VOA - Headspace Acceptable	Y N NA
USDA Regulated Soils	Y N NA
Samples in Holding Time	Y N NA
Residual Chlorine Present	Y N NA
Cl Strips:	
Sample pH Acceptable	Y N NA
pH Strips:	
Sulfide Present	Y N NA
Lead Acetate Strips:	

LAB USE ONLY:
Lab Sample # / Comments:

* Matrix Codes (Insert in Matrix box below): Drinking Water (DW), Ground Water (GW), Wastewater (WW), Product (P), Soil/Solid (SL), Oil (OL), Wipe (WP), Air (AR), Tissue (TS), Bioassay (B), Vapor (V), Other (OT)

Customer Sample ID	Matrix *	Comp / Grab	Collected (or Composite Start) Date	Collected (or Composite Start) Time	Composite End Date	Composite End Time	Res Cl	# of Ctns	VOCs sm 6200B	MADEP VPH	Lead								Lab Sample # / Comments
14037-Lawther-RD	DW	G	8/30	11:30				8	X	X	X								92493111
Trip Blank									X										001
																			002

Customer Remarks / Special Conditions / Possible Hazards:

Type of Ice Used: Wet Blue Dry None

Packing Material Used:

Radchem sample(s) screened (<500 cpm): Y N NA

SHORT HOLDS PRESENT (<72 hours): Y N N/A

Lab Tracking #: 2538852

Samples received via: FEDEX UPS Client Courier Pace Courier

Lab Sample Temperature Info:
Temp Blank Received: Y N NA
Therm ID#: 92T061
Cooler 1 Temp Upon Receipt: 0.6 oC
Cooler 1 Therm Corr. Factor: 0 oC
Cooler 1 Corrected Temp: 0.6 oC
Comments:

Relinquished by/Company: (Signature)	Date/Time:	Received by/Company: (Signature)	Date/Time:
[signature] / Apex	8/30 @13:00	[signature]	8/30/20 13:00
Relinquished by/Company: (Signature)	Date/Time:	Received by/Company: (Signature)	Date/Time:
Relinquished by/Company: (Signature)	Date/Time:	Received by/Company: (Signature)	Date/Time:

MTJL LAB USE ONLY
Table #:
Acctnum:
Template:
Prelogin:
PM:
PB:

Trip Blank Received: Y N NA
HCL MeOH TSP Other

Non Conformance(s): YES / NO

Page: _____ of: _____

Pace Analytical Services, LLC
9800 Kincey Ave. Suite 100
Huntersville, NC 28078
(704)875-9092

September 06, 2020

Andrew Street
Apex Companies - NC
5900 Northwoods Business Pkwy
Suite 5900-0
Charlotte, NC 28269

RE: Project: 2020-LI-2448
Pace Project No.: 92493878

Dear Andrew Street:

Enclosed are the analytical results for sample(s) received by the laboratory on September 03, 2020. The results relate only to the samples included in this report. Results reported herein conform to the applicable TNI/NELAC Standards and the laboratory's Quality Manual, where applicable, unless otherwise noted in the body of the report.

The test results provided in this final report were generated by each of the following laboratories within the Pace Network:

- Pace National - Mt. Juliet
- Pace Analytical Services - Asheville
- Pace Analytical Services - Charlotte

If you have any questions concerning this report, please feel free to contact me.

Sincerely,

Angela M. Baioni

Angela Baioni
angela.baioni@pacelabs.com
(704)875-9092
Project Manager

Enclosures

cc: J Culbreath, Colonial Pipeline Company
Robert Hughes, Colonial Pipeline
Margaret King, APEX Companies, LLC
Emily Little, Apex Companies
Jeff Morrison, Colonial Pipeline Company
Tom Naumann, APEX Companies - NC
Joe Nicolette, Montrose-EPS
Christopher Schultz, Apex Companies
J Tate, Colonial Pipeline Company
Alex Testoff, Montrose-EPS
Michael Verdon, Colonial Pipeline Company
JM Wyatt, Colonial Pipeline Company

REPORT OF LABORATORY ANALYSIS

This report shall not be reproduced, except in full,
without the written consent of Pace Analytical Services, LLC.

Pace Analytical Services, LLC
9800 Kincey Ave. Suite 100
Huntersville, NC 28078
(704)875-9092

CERTIFICATIONS

Project: 2020-LI-2448
Pace Project No.: 92493878

Pace Analytical Services National

12065 Lebanon Road, Mt. Juliet, TN 37122
Alabama Certification #: 40660
Alaska Certification 17-026
Arizona Certification #: AZ0612
Arkansas Certification #: 88-0469
California Certification #: 2932
Canada Certification #: 1461.01
Colorado Certification #: TN00003
Connecticut Certification #: PH-0197
DOD Certification: #1461.01
EPA# TN00003
Florida Certification #: E87487
Georgia DW Certification #: 923
Georgia Certification: NELAP
Idaho Certification #: TN00003
Illinois Certification #: 200008
Indiana Certification #: C-TN-01
Iowa Certification #: 364
Kansas Certification #: E-10277
Kentucky UST Certification #: 16
Kentucky Certification #: 90010
Louisiana Certification #: AI30792
Louisiana DW Certification #: LA180010
Maine Certification #: TN0002
Maryland Certification #: 324
Massachusetts Certification #: M-TN003
Michigan Certification #: 9958
Minnesota Certification #: 047-999-395
Mississippi Certification #: TN00003
Missouri Certification #: 340
Montana Certification #: CERT0086
Nebraska Certification #: NE-OS-15-05
Nevada Certification #: TN-03-2002-34
New Hampshire Certification #: 2975
New Jersey Certification #: TN002
New Mexico DW Certification
New York Certification #: 11742
North Carolina Aquatic Toxicity Certification #: 41
North Carolina Drinking Water Certification #: 21704
North Carolina Environmental Certificate #: 375
North Dakota Certification #: R-140
Ohio VAP Certification #: CL0069
Oklahoma Certification #: 9915
Oregon Certification #: TN200002
Pennsylvania Certification #: 68-02979
Rhode Island Certification #: LAO00356
South Carolina Certification #: 84004
South Dakota Certification
Tennessee DW/Chem/Micro Certification #: 2006
Texas Certification #: T 104704245-17-14
Texas Mold Certification #: LAB0152
USDA Soil Permit #: P330-15-00234
Utah Certification #: TN00003
Virginia Certification #: VT2006
Vermont Dept. of Health: ID# VT-2006
Virginia Certification #: 460132
Washington Certification #: C847
West Virginia Certification #: 233
Wisconsin Certification #: 9980939910
Wyoming UST Certification #: via A2LA 2926.01
A2LA-ISO 17025 Certification #: 1461.01
A2LA-ISO 17025 Certification #: 1461.02
AIHA-LAP/LLC EMLAP Certification #:100789

Pace Analytical Services Charlotte

9800 Kincey Ave. Ste 100, Huntersville, NC 28078
Louisiana/NELAP Certification # LA170028
North Carolina Drinking Water Certification #: 37706
North Carolina Field Services Certification #: 5342
North Carolina Wastewater Certification #: 12
South Carolina Certification #: 99006001
Florida/NELAP Certification #: E87627
Kentucky UST Certification #: 84
Virginia/VELAP Certification #: 460221

Pace Analytical Services Asheville

2225 Riverside Drive, Asheville, NC 28804
Florida/NELAP Certification #: E87648
Massachusetts Certification #: M-NC030
North Carolina Drinking Water Certification #: 37712
North Carolina Wastewater Certification #: 40
South Carolina Certification #: 99030001
Virginia/VELAP Certification #: 460222

REPORT OF LABORATORY ANALYSIS

This report shall not be reproduced, except in full,
without the written consent of Pace Analytical Services, LLC.

Pace Analytical Services, LLC
9800 Kincey Ave. Suite 100
Huntersville, NC 28078
(704)875-9092

SAMPLE ANALYTE COUNT

Project: 2020-LI-2448
Pace Project No.: 92493878

Lab ID	Sample ID	Method	Analysts	Analytes Reported	Laboratory
92493878001	**13822_HC_RD**	MADEP VPH	ADM	6	PAN
		EPA 6010D	SH1	1	PASI-A
		SM 6200B	SAS	63	PASI-C

PAN = Pace National - Mt. Juliet
PASI-A = Pace Analytical Services - Asheville
PASI-C = Pace Analytical Services - Charlotte

This report shall not be reproduced, except in full,
without the written consent of Pace Analytical Services, LLC.

Pace Analytical Services, LLC
9800 Kincey Ave. Suite 100
Huntersville, NC 28078
(704)875-9092

ANALYTICAL RESULTS

Project: 2020-LI-2448
Pace Project No.: 92493878

Sample: 13822_HC_RD **Lab ID: 92493878001** Collected: 09/02/20 13:25 Received: 09/03/20 06:45 Matrix: Water

Parameters	Results	Units	Report Limit	DF	Prepared	Analyzed	CAS No.	Qual
MADEPV	Analytical Method: MADEP VPH Preparation Method: MADEPV Pace National - Mt. Juliet							
Aliphatic (C05-C08)	ND	ug/L	100	1	09/04/20 19:39	09/04/20 19:39		
Aliphatic (C09-C12)	ND	ug/L	100	1	09/04/20 19:39	09/04/20 19:39		
Aromatic (C09-C10),Unadjusted	ND	ug/L	100	1	09/04/20 19:39	09/04/20 19:39	TPHC9C10A	
Total VPH	ND	ug/L	100	1	09/04/20 19:39	09/04/20 19:39	VPH	
Surrogates								
2,5-Dibromotoluene (FID)	91.6	%	70.0-130	1	09/04/20 19:39	09/04/20 19:39	615-59-8FID	
2,5-Dibromotoluene (PID)	99.4	%	70.0-130	1	09/04/20 19:39	09/04/20 19:39	615-59-8PID	
6010 MET ICP	Analytical Method: EPA 6010D Preparation Method: EPA 3010A Pace Analytical Services - Asheville							
Lead	**11.6**	ug/L	5.0	1	09/04/20 01:43	09/04/20 09:15	7439-92-1	
6200B MSV	Analytical Method: SM 6200B Pace Analytical Services - Charlotte							
Benzene	ND	ug/L	0.50	1		09/04/20 06:42	71-43-2	
Bromobenzene	ND	ug/L	0.50	1		09/04/20 06:42	108-86-1	
Bromochloromethane	ND	ug/L	0.50	1		09/04/20 06:42	74-97-5	
Bromodichloromethane	ND	ug/L	0.50	1		09/04/20 06:42	75-27-4	
Bromoform	ND	ug/L	0.50	1		09/04/20 06:42	75-25-2	
Bromomethane	ND	ug/L	5.0	1		09/04/20 06:42	74-83-9	
n-Butylbenzene	ND	ug/L	0.50	1		09/04/20 06:42	104-51-8	
sec-Butylbenzene	ND	ug/L	0.50	1		09/04/20 06:42	135-98-8	
tert-Butylbenzene	ND	ug/L	0.50	1		09/04/20 06:42	98-06-6	
Carbon tetrachloride	ND	ug/L	0.50	1		09/04/20 06:42	56-23-5	
Chlorobenzene	ND	ug/L	0.50	1		09/04/20 06:42	108-90-7	
Chloroethane	ND	ug/L	1.0	1		09/04/20 06:42	75-00-3	
Chloroform	ND	ug/L	0.50	1		09/04/20 06:42	67-66-3	
Chloromethane	ND	ug/L	1.0	1		09/04/20 06:42	74-87-3	
2-Chlorotoluene	ND	ug/L	0.50	1		09/04/20 06:42	95-49-8	
4-Chlorotoluene	ND	ug/L	0.50	1		09/04/20 06:42	106-43-4	
1,2-Dibromo-3-chloropropane	ND	ug/L	1.0	1		09/04/20 06:42	96-12-8	
Dibromochloromethane	ND	ug/L	0.50	1		09/04/20 06:42	124-48-1	
1,2-Dibromoethane (EDB)	ND	ug/L	0.50	1		09/04/20 06:42	106-93-4	
Dibromomethane	ND	ug/L	0.50	1		09/04/20 06:42	74-95-3	
1,2-Dichlorobenzene	ND	ug/L	0.50	1		09/04/20 06:42	95-50-1	
1,3-Dichlorobenzene	ND	ug/L	0.50	1		09/04/20 06:42	541-73-1	
1,4-Dichlorobenzene	ND	ug/L	0.50	1		09/04/20 06:42	106-46-7	
Dichlorodifluoromethane	ND	ug/L	0.50	1		09/04/20 06:42	75-71-8	
1,1-Dichloroethane	ND	ug/L	0.50	1		09/04/20 06:42	75-34-3	
1,2-Dichloroethane	ND	ug/L	0.50	1		09/04/20 06:42	107-06-2	
1,1-Dichloroethene	ND	ug/L	0.50	1		09/04/20 06:42	75-35-4	
cis-1,2-Dichloroethene	ND	ug/L	0.50	1		09/04/20 06:42	156-59-2	
trans-1,2-Dichloroethene	ND	ug/L	0.50	1		09/04/20 06:42	156-60-5	
1,2-Dichloropropane	ND	ug/L	0.50	1		09/04/20 06:42	78-87-5	
1,3-Dichloropropane	ND	ug/L	0.50	1		09/04/20 06:42	142-28-9	
2,2-Dichloropropane	ND	ug/L	0.50	1		09/04/20 06:42	594-20-7	

REPORT OF LABORATORY ANALYSIS

This report shall not be reproduced, except in full,
without the written consent of Pace Analytical Services, LLC.

Pace Analytical Services, LLC
9800 Kincey Ave. Suite 100
Huntersville, NC 28078
(704)875-9092

ANALYTICAL RESULTS

Project: 2020-LI-2448
Pace Project No.: 92493878

Sample: 13822_HC_RD **Lab ID: 92493878001** Collected: 09/02/20 13:25 Received: 09/03/20 06:45 Matrix: Water

Parameters	Results	Units	Report Limit	DF	Prepared	Analyzed	CAS No.	Qual
6200B MSV	Analytical Method: SM 6200B Pace Analytical Services - Charlotte							
1,1-Dichloropropene	ND	ug/L	0.50	1		09/04/20 06:42	563-58-6	
cis-1,3-Dichloropropene	ND	ug/L	0.50	1		09/04/20 06:42	10061-01-5	
trans-1,3-Dichloropropene	ND	ug/L	0.50	1		09/04/20 06:42	10061-02-6	
Diisopropyl ether	ND	ug/L	0.50	1		09/04/20 06:42	108-20-3	
Ethylbenzene	ND	ug/L	0.50	1		09/04/20 06:42	100-41-4	
Hexachloro-1,3-butadiene	ND	ug/L	2.0	1		09/04/20 06:42	87-68-3	
Isopropylbenzene (Cumene)	ND	ug/L	0.50	1		09/04/20 06:42	98-82-8	
Methylene Chloride	ND	ug/L	2.0	1		09/04/20 06:42	75-09-2	
Methyl-tert-butyl ether	ND	ug/L	0.50	1		09/04/20 06:42	1634-04-4	
Naphthalene	ND	ug/L	2.0	1		09/04/20 06:42	91-20-3	
n-Propylbenzene	ND	ug/L	0.50	1		09/04/20 06:42	103-65-1	
Styrene	ND	ug/L	0.50	1		09/04/20 06:42	100-42-5	
1,1,1,2-Tetrachloroethane	ND	ug/L	0.50	1		09/04/20 06:42	630-20-6	
1,1,2,2-Tetrachloroethane	ND	ug/L	0.50	1		09/04/20 06:42	79-34-5	
Tetrachloroethene	ND	ug/L	0.50	1		09/04/20 06:42	127-18-4	
Toluene	ND	ug/L	0.50	1		09/04/20 06:42	108-88-3	
1,2,3-Trichlorobenzene	ND	ug/L	2.0	1		09/04/20 06:42	87-61-6	
1,2,4-Trichlorobenzene	ND	ug/L	2.0	1		09/04/20 06:42	120-82-1	
1,1,1-Trichloroethane	ND	ug/L	0.50	1		09/04/20 06:42	71-55-6	
1,1,2-Trichloroethane	ND	ug/L	0.50	1		09/04/20 06:42	79-00-5	
Trichloroethene	ND	ug/L	0.50	1		09/04/20 06:42	79-01-6	
Trichlorofluoromethane	ND	ug/L	1.0	1		09/04/20 06:42	75-69-4	
1,2,3-Trichloropropane	ND	ug/L	0.50	1		09/04/20 06:42	96-18-4	
1,2,4-Trimethylbenzene	ND	ug/L	0.50	1		09/04/20 06:42	95-63-6	
1,3,5-Trimethylbenzene	ND	ug/L	0.50	1		09/04/20 06:42	108-67-8	
Vinyl chloride	ND	ug/L	1.0	1		09/04/20 06:42	75-01-4	
m&p-Xylene	ND	ug/L	1.0	1		09/04/20 06:42	179601-23-1	
o-Xylene	ND	ug/L	0.50	1		09/04/20 06:42	95-47-6	
Surrogates								
1,2-Dichloroethane-d4 (S)	101	%	70-130	1		09/04/20 06:42	17060-07-0	
4-Bromofluorobenzene (S)	104	%	70-130	1		09/04/20 06:42	460-00-4	
Toluene-d8 (S)	100	%	70-130	1		09/04/20 06:42	2037-26-5	

REPORT OF LABORATORY ANALYSIS

This report shall not be reproduced, except in full,
without the written consent of Pace Analytical Services, LLC.

Pace Analytical Services, LLC
9800 Kincey Ave. Suite 100
Huntersville, NC 28078
(704)875-9092

QUALITY CONTROL DATA

Project: 2020-LI-2448
Pace Project No.: 92493878

QC Batch: 1538267
QC Batch Method: MADEPV
Analysis Method: MADEP VPH
Analysis Description: MADEPV
Laboratory: Pace National - Mt. Juliet

Associated Lab Samples: 92493878001

METHOD BLANK: R3567577-2 Matrix: Water
Associated Lab Samples: 92493878001

Parameter	Units	Blank Result	Reporting Limit	Analyzed	Qualifiers
Aliphatic (C05-C08)	ug/L	ND	100	09/04/20 13:04	
Aliphatic (C09-C12)	ug/L	ND	100	09/04/20 13:04	
Aromatic (C09-C10),Unadjusted	ug/L	ND	100	09/04/20 13:04	
Total VPH	ug/L	ND	100	09/04/20 13:04	
2,5-Dibromotoluene (FID)	%	84	70.0-130	09/04/20 13:04	
2,5-Dibromotoluene (PID)	%	93.9	70.0-130	09/04/20 13:04	

LABORATORY CONTROL SAMPLE & LCSD: R3567577-1 R3567577-3

Parameter	Units	Spike Conc.	LCS Result	LCSD Result	LCS % Rec	LCSD % Rec	% Rec Limits	RPD	Max RPD	Qualifiers
Aliphatic (C05-C08)	ug/L	1200	1310	1220	109	102	70.0-130	7.11	25	
Aliphatic (C09-C12)	ug/L	1400	1290	1320	92.1	94.3	70.0-130	2.30	25	
Aromatic (C09-C10),Unadjusted	ug/L	200	258	240	129	120	70.0-130	7.23	25	
Total VPH	ug/L	2800	2860	2780	102	99.3	70.0-130	2.84	25	
2,5-Dibromotoluene (FID)	%				95.9	94.2	70.0-130			
2,5-Dibromotoluene (PID)	%				106	110	70.0-130			

Results presented on this page are in the units indicated by the "Units" column except where an alternate unit is presented to the right of the result.

REPORT OF LABORATORY ANALYSIS

This report shall not be reproduced, except in full,
without the written consent of Pace Analytical Services, LLC.

Pace Analytical Services, LLC
9800 Kincey Ave. Suite 100
Huntersville, NC 28078
(704)875-9092

QUALITY CONTROL DATA

Project: 2020-LI-2448
Pace Project No.: 92493878

QC Batch: 564487
QC Batch Method: EPA 3010A
Analysis Method: EPA 6010D
Analysis Description: 6010 MET
Laboratory: Pace Analytical Services - Asheville

Associated Lab Samples: 92493878001

METHOD BLANK: 2992317 Matrix: Water
Associated Lab Samples: 92493878001

Parameter	Units	Blank Result	Reporting Limit	Analyzed	Qualifiers
Lead	ug/L	ND	5.0	09/04/20 08:54	

LABORATORY CONTROL SAMPLE: 2992318

Parameter	Units	Spike Conc.	LCS Result	LCS % Rec	% Rec Limits	Qualifiers
Lead	ug/L	500	508	102	80-120	

MATRIX SPIKE & MATRIX SPIKE DUPLICATE: 2992319 2992320

Parameter	Units	92493878001 Result	MS Spike Conc.	MSD Spike Conc.	MS Result	MSD Result	MS % Rec	MSD % Rec	% Rec Limits	RPD	Qual
Lead	ug/L	11.6	500	500	528	542	103	106	75-125	3	

Results presented on this page are in the units indicated by the "Units" column except where an alternate unit is presented to the right of the result.

REPORT OF LABORATORY ANALYSIS

This report shall not be reproduced, except in full,
without the written consent of Pace Analytical Services, LLC.

Pace Analytical Services, LLC
9800 Kincey Ave. Suite 100
Huntersville, NC 28078
(704)875-9092

QUALITY CONTROL DATA

Project: 2020-LI-2448
Pace Project No.: 92493878

QC Batch: 564438
QC Batch Method: SM 6200B
Analysis Method: SM 6200B
Analysis Description: 6200B MSV
Laboratory: Pace Analytical Services - Charlotte

Associated Lab Samples: 92493878001

METHOD BLANK: 2992122 Matrix: Water
Associated Lab Samples: 92493878001

Parameter	Units	Blank Result	Reporting Limit	Analyzed	Qualifiers
1,1,1,2-Tetrachloroethane	ug/L	ND	0.50	09/04/20 01:23	
1,1,1-Trichloroethane	ug/L	ND	0.50	09/04/20 01:23	
1,1,2,2-Tetrachloroethane	ug/L	ND	0.50	09/04/20 01:23	
1,1,2-Trichloroethane	ug/L	ND	0.50	09/04/20 01:23	
1,1-Dichloroethane	ug/L	ND	0.50	09/04/20 01:23	
1,1-Dichloroethene	ug/L	ND	0.50	09/04/20 01:23	
1,1-Dichloropropene	ug/L	ND	0.50	09/04/20 01:23	
1,2,3-Trichlorobenzene	ug/L	ND	2.0	09/04/20 01:23	
1,2,3-Trichloropropane	ug/L	ND	0.50	09/04/20 01:23	
1,2,4-Trichlorobenzene	ug/L	ND	2.0	09/04/20 01:23	
1,2,4-Trimethylbenzene	ug/L	ND	0.50	09/04/20 01:23	
1,2-Dibromo-3-chloropropane	ug/L	ND	1.0	09/04/20 01:23	
1,2-Dibromoethane (EDB)	ug/L	ND	0.50	09/04/20 01:23	
1,2-Dichlorobenzene	ug/L	ND	0.50	09/04/20 01:23	
1,2-Dichloroethane	ug/L	ND	0.50	09/04/20 01:23	
1,2-Dichloropropane	ug/L	ND	0.50	09/04/20 01:23	
1,3,5-Trimethylbenzene	ug/L	ND	0.50	09/04/20 01:23	
1,3-Dichlorobenzene	ug/L	ND	0.50	09/04/20 01:23	
1,3-Dichloropropane	ug/L	ND	0.50	09/04/20 01:23	
1,4-Dichlorobenzene	ug/L	ND	0.50	09/04/20 01:23	
2,2-Dichloropropane	ug/L	ND	0.50	09/04/20 01:23	
2-Chlorotoluene	ug/L	ND	0.50	09/04/20 01:23	
4-Chlorotoluene	ug/L	ND	0.50	09/04/20 01:23	
Benzene	ug/L	ND	0.50	09/04/20 01:23	
Bromobenzene	ug/L	ND	0.50	09/04/20 01:23	
Bromochloromethane	ug/L	ND	0.50	09/04/20 01:23	
Bromodichloromethane	ug/L	ND	0.50	09/04/20 01:23	
Bromoform	ug/L	ND	0.50	09/04/20 01:23	
Bromomethane	ug/L	ND	5.0	09/04/20 01:23	
Carbon tetrachloride	ug/L	ND	0.50	09/04/20 01:23	
Chlorobenzene	ug/L	ND	0.50	09/04/20 01:23	
Chloroethane	ug/L	ND	1.0	09/04/20 01:23	
Chloroform	ug/L	ND	0.50	09/04/20 01:23	
Chloromethane	ug/L	ND	1.0	09/04/20 01:23	
cis-1,2-Dichloroethene	ug/L	ND	0.50	09/04/20 01:23	
cis-1,3-Dichloropropene	ug/L	ND	0.50	09/04/20 01:23	
Dibromochloromethane	ug/L	ND	0.50	09/04/20 01:23	
Dibromomethane	ug/L	ND	0.50	09/04/20 01:23	
Dichlorodifluoromethane	ug/L	ND	0.50	09/04/20 01:23	
Diisopropyl ether	ug/L	ND	0.50	09/04/20 01:23	

Results presented on this page are in the units indicated by the "Units" column except where an alternate unit is presented to the right of the result.

REPORT OF LABORATORY ANALYSIS

This report shall not be reproduced, except in full,
without the written consent of Pace Analytical Services, LLC.

Pace Analytical Services, LLC
9800 Kincey Ave. Suite 100
Huntersville, NC 28078
(704)875-9092

QUALITY CONTROL DATA

Project: 2020-LI-2448
Pace Project No.: 92493878

METHOD BLANK: 2992122 Matrix: Water
Associated Lab Samples: 92493878001

Parameter	Units	Blank Result	Reporting Limit	Analyzed	Qualifiers
Ethylbenzene	ug/L	ND	0.50	09/04/20 01:23	
Hexachloro-1,3-butadiene	ug/L	ND	2.0	09/04/20 01:23	
Isopropylbenzene (Cumene)	ug/L	ND	0.50	09/04/20 01:23	
m&p-Xylene	ug/L	ND	1.0	09/04/20 01:23	
Methyl-tert-butyl ether	ug/L	ND	0.50	09/04/20 01:23	
Methylene Chloride	ug/L	ND	2.0	09/04/20 01:23	
n-Butylbenzene	ug/L	ND	0.50	09/04/20 01:23	
n-Propylbenzene	ug/L	ND	0.50	09/04/20 01:23	
Naphthalene	ug/L	ND	2.0	09/04/20 01:23	
o-Xylene	ug/L	ND	0.50	09/04/20 01:23	
sec-Butylbenzene	ug/L	ND	0.50	09/04/20 01:23	
Styrene	ug/L	ND	0.50	09/04/20 01:23	
tert-Butylbenzene	ug/L	ND	0.50	09/04/20 01:23	
Tetrachloroethene	ug/L	ND	0.50	09/04/20 01:23	
Toluene	ug/L	ND	0.50	09/04/20 01:23	
trans-1,2-Dichloroethene	ug/L	ND	0.50	09/04/20 01:23	
trans-1,3-Dichloropropene	ug/L	ND	0.50	09/04/20 01:23	
Trichloroethene	ug/L	ND	0.50	09/04/20 01:23	
Trichlorofluoromethane	ug/L	ND	1.0	09/04/20 01:23	
Vinyl chloride	ug/L	ND	1.0	09/04/20 01:23	
1,2-Dichloroethane-d4 (S)	%	105	70-130	09/04/20 01:23	
4-Bromofluorobenzene (S)	%	100	70-130	09/04/20 01:23	
Toluene-d8 (S)	%	103	70-130	09/04/20 01:23	

LABORATORY CONTROL SAMPLE: 2992123

Parameter	Units	Spike Conc.	LCS Result	LCS % Rec	% Rec Limits	Qualifiers
1,1,1,2-Tetrachloroethane	ug/L	50	57.1	114	60-140	
1,1,1-Trichloroethane	ug/L	50	54.9	110	60-140	
1,1,2,2-Tetrachloroethane	ug/L	50	51.6	103	60-140	
1,1,2-Trichloroethane	ug/L	50	53.8	108	60-140	
1,1-Dichloroethane	ug/L	50	48.9	98	60-140	
1,1-Dichloroethene	ug/L	50	49.2	98	60-140	
1,1-Dichloropropene	ug/L	50	51.7	103	60-140	
1,2,3-Trichlorobenzene	ug/L	50	54.2	108	60-140	
1,2,3-Trichloropropane	ug/L	50	53.9	108	60-140	
1,2,4-Trichlorobenzene	ug/L	50	55.2	110	60-140	
1,2,4-Trimethylbenzene	ug/L	50	50.9	102	60-140	
1,2-Dibromo-3-chloropropane	ug/L	50	50.7	101	60-140	
1,2-Dibromoethane (EDB)	ug/L	50	55.1	110	60-140	
1,2-Dichlorobenzene	ug/L	50	51.1	102	60-140	
1,2-Dichloroethane	ug/L	50	45.0	90	60-140	
1,2-Dichloropropane	ug/L	50	52.0	104	60-140	
1,3,5-Trimethylbenzene	ug/L	50	51.3	103	60-140	

Results presented on this page are in the units indicated by the "Units" column except where an alternate unit is presented to the right of the result.

REPORT OF LABORATORY ANALYSIS

This report shall not be reproduced, except in full,
without the written consent of Pace Analytical Services, LLC.

Pace Analytical Services, LLC
9800 Kincey Ave. Suite 100
Huntersville, NC 28078
(704)875-9092

QUALITY CONTROL DATA

Project: 2020-LI-2448
Pace Project No.: 92493878

LABORATORY CONTROL SAMPLE: 2992123

Parameter	Units	Spike Conc.	LCS Result	LCS % Rec	% Rec Limits	Qualifiers
1,3-Dichlorobenzene	ug/L	50	51.9	104	60-140	
1,3-Dichloropropane	ug/L	50	53.6	107	60-140	
1,4-Dichlorobenzene	ug/L	50	50.5	101	60-140	
2,2-Dichloropropane	ug/L	50	50.2	100	60-140	
2-Chlorotoluene	ug/L	50	51.7	103	60-140	
4-Chlorotoluene	ug/L	50	48.7	97	60-140	
Benzene	ug/L	50	49.6	99	60-140	
Bromobenzene	ug/L	50	51.6	103	60-140	
Bromochloromethane	ug/L	50	51.2	102	60-140	
Bromodichloromethane	ug/L	50	49.4	99	60-140	
Bromoform	ug/L	50	45.5	91	60-140	
Bromomethane	ug/L	50	61.7	123	60-140	
Carbon tetrachloride	ug/L	50	56.1	112	60-140	
Chlorobenzene	ug/L	50	49.9	100	60-140	
Chloroethane	ug/L	50	44.1	88	60-140	
Chloroform	ug/L	50	47.6	95	60-140	
Chloromethane	ug/L	50	42.0	84	60-140	
cis-1,2-Dichloroethene	ug/L	50	47.9	96	60-140	
cis-1,3-Dichloropropene	ug/L	50	57.7	115	60-140	
Dibromochloromethane	ug/L	50	48.8	98	60-140	
Dibromomethane	ug/L	50	53.1	106	60-140	
Dichlorodifluoromethane	ug/L	50	41.5	83	60-140	
Diisopropyl ether	ug/L	50	48.4	97	60-140	
Ethylbenzene	ug/L	50	48.3	97	60-140	
Hexachloro-1,3-butadiene	ug/L	50	54.4	109	60-140	
Isopropylbenzene (Cumene)	ug/L	50	50.0	100	60-140	
m&p-Xylene	ug/L	100	98.5	99	60-140	
Methyl-tert-butyl ether	ug/L	50	51.4	103	60-140	
Methylene Chloride	ug/L	50	48.8	98	60-140	
n-Butylbenzene	ug/L	50	51.4	103	60-140	
n-Propylbenzene	ug/L	50	49.7	99	60-140	
Naphthalene	ug/L	50	54.1	108	60-140	
o-Xylene	ug/L	50	48.9	98	60-140	
sec-Butylbenzene	ug/L	50	50.3	101	60-140	
Styrene	ug/L	50	51.2	102	60-140	
tert-Butylbenzene	ug/L	50	44.4	89	60-140	
Tetrachloroethene	ug/L	50	49.7	99	60-140	
Toluene	ug/L	50	48.0	96	60-140	
trans-1,2-Dichloroethene	ug/L	50	50.4	101	60-140	
trans-1,3-Dichloropropene	ug/L	50	55.9	112	60-140	
Trichloroethene	ug/L	50	54.8	110	60-140	
Trichlorofluoromethane	ug/L	50	44.3	89	60-140	
Vinyl chloride	ug/L	50	44.1	88	60-140	
1,2-Dichloroethane-d4 (S)	%			97	70-130	
4-Bromofluorobenzene (S)	%			100	70-130	
Toluene-d8 (S)	%			99	70-130	

Results presented on this page are in the units indicated by the "Units" column except where an alternate unit is presented to the right of the result.

REPORT OF LABORATORY ANALYSIS

This report shall not be reproduced, except in full,
without the written consent of Pace Analytical Services, LLC.

Pace Analytical Services, LLC
9800 Kincey Ave. Suite 100
Huntersville, NC 28078
(704)875-9092

QUALITY CONTROL DATA

Project: 2020-LI-2448
Pace Project No.: 92493878

MATRIX SPIKE & MATRIX SPIKE DUPLICATE: 2992124 2992125

Parameter	Units	92493140002 Result	MS Spike Conc.	MSD Spike Conc.	MS Result	MSD Result	MS % Rec	MSD % Rec	% Rec Limits	RPD	Qual
1,1,1,2-Tetrachloroethane	ug/L	ND	200	200	218	221	109	111	60-140	2	
1,1,1-Trichloroethane	ug/L	ND	200	200	260	246	130	123	60-140	6	
1,1,2,2-Tetrachloroethane	ug/L	ND	200	200	217	217	109	109	60-140	0	
1,1,2-Trichloroethane	ug/L	ND	200	200	226	222	113	111	60-140	2	
1,1-Dichloroethane	ug/L	ND	200	200	237	227	118	114	60-140	4	
1,1-Dichloroethene	ug/L	ND	200	200	244	238	122	119	60-140	2	
1,1-Dichloropropene	ug/L	ND	200	200	249	236	125	118	60-140	6	
1,2,3-Trichlorobenzene	ug/L	ND	200	200	210	230	105	115	60-140	9	
1,2,3-Trichloropropane	ug/L	ND	200	200	227	239	114	119	60-140	5	
1,2,4-Trichlorobenzene	ug/L	ND	200	200	228	234	114	117	60-140	3	
1,2,4-Trimethylbenzene	ug/L	807	200	200	1050	1060	121	125	60-140	1	
1,2-Dibromo-3-chloropropane	ug/L	ND	200	200	184	192	92	96	60-140	4	
1,2-Dibromoethane (EDB)	ug/L	ND	200	200	223	227	111	113	60-140	2	
1,2-Dichlorobenzene	ug/L	ND	200	200	216	223	108	111	60-140	3	
1,2-Dichloroethane	ug/L	ND	200	200	213	204	107	102	60-140	5	
1,2-Dichloropropane	ug/L	ND	200	200	236	226	118	113	60-140	4	
1,3,5-Trimethylbenzene	ug/L	ND	200	200	446	450	223	225	60-140	1	M1
1,3-Dichlorobenzene	ug/L	ND	200	200	225	228	112	114	60-140	1	
1,3-Dichloropropane	ug/L	ND	200	200	229	226	115	113	60-140	1	
1,4-Dichlorobenzene	ug/L	ND	200	200	231	227	115	113	60-140	2	
2,2-Dichloropropane	ug/L	ND	200	200	190	197	95	98	60-140	3	
2-Chlorotoluene	ug/L	ND	200	200	241	240	120	120	60-140	0	
4-Chlorotoluene	ug/L	ND	200	200	221	218	110	109	60-140	1	
Benzene	ug/L	465	200	200	709	703	122	119	60-140	1	
Bromobenzene	ug/L	ND	200	200	224	230	112	115	60-140	2	
Bromochloromethane	ug/L	ND	200	200	245	236	122	118	60-140	4	
Bromodichloromethane	ug/L	ND	200	200	207	205	104	103	60-140	1	
Bromoform	ug/L	ND	200	200	179	189	90	94	60-140	5	
Bromomethane	ug/L	ND	200	200	184	199	92	100	60-140	8	
Carbon tetrachloride	ug/L	ND	200	200	229	241	115	121	60-140	5	
Chlorobenzene	ug/L	ND	200	200	220	221	110	111	60-140	1	
Chloroethane	ug/L	ND	200	200	243	223	122	112	60-140	9	
Chloroform	ug/L	ND	200	200	226	216	113	108	60-140	4	
Chloromethane	ug/L	ND	200	200	197	180	99	90	60-140	9	
cis-1,2-Dichloroethene	ug/L	ND	200	200	231	219	116	109	60-140	6	
cis-1,3-Dichloropropene	ug/L	ND	200	200	231	229	116	115	60-140	1	
Dibromochloromethane	ug/L	ND	200	200	198	201	99	101	60-140	2	
Dibromomethane	ug/L	ND	200	200	226	225	113	113	60-140	0	
Dichlorodifluoromethane	ug/L	ND	200	200	202	200	101	100	60-140	1	
Diisopropyl ether	ug/L	5.4	200	200	225	219	110	107	60-140	3	
Ethylbenzene	ug/L	255	200	200	479	483	112	114	60-140	1	
Hexachloro-1,3-butadiene	ug/L	ND	200	200	204	217	102	108	60-140	6	
Isopropylbenzene (Cumene)	ug/L	29.5	200	200	252	254	111	112	60-140	1	
m&p-Xylene	ug/L	1160	400	400	1620	1620	115	113	60-140	0	
Methyl-tert-butyl ether	ug/L	ND	200	200	223	210	111	105	60-140	6	
Methylene Chloride	ug/L	ND	200	200	244	228	122	114	60-140	7	

Results presented on this page are in the units indicated by the "Units" column except where an alternate unit is presented to the right of the result.

REPORT OF LABORATORY ANALYSIS

This report shall not be reproduced, except in full,
without the written consent of Pace Analytical Services, LLC.

Pace Analytical Services, LLC
9800 Kincey Ave. Suite 100
Huntersville, NC 28078
(704)875-9092

QUALITY CONTROL DATA

Project: 2020-LI-2448
Pace Project No.: 92493878

MATRIX SPIKE & MATRIX SPIKE DUPLICATE: 2992124 2992125

Parameter	Units	92493140002 Result	MS Spike Conc.	MSD Spike Conc.	MS Result	MSD Result	MS % Rec	MSD % Rec	% Rec Limits	RPD	Qual
n-Butylbenzene	ug/L	ND	200	200	253	295	127	148	60-140	15	M1
n-Propylbenzene	ug/L	ND	200	200	290	292	145	146	60-140	1	M1
Naphthalene	ug/L	138	200	200	368	382	115	122	60-140	4	
o-Xylene	ug/L	560	200	200	775	778	108	109	60-140	0	
sec-Butylbenzene	ug/L	ND	200	200	240	236	120	118	60-140	2	
Styrene	ug/L	ND	200	200	232	230	116	115	60-140	1	
tert-Butylbenzene	ug/L	ND	200	200	203	202	101	101	60-140	0	
Tetrachloroethene	ug/L	ND	200	200	225	231	113	115	60-140	2	
Toluene	ug/L	1600	200	200	1820	1800	109	99	60-140	1	
trans-1,2-Dichloroethene	ug/L	ND	200	200	244	234	122	117	60-140	4	
trans-1,3-Dichloropropene	ug/L	ND	200	200	210	214	105	107	60-140	2	
Trichloroethene	ug/L	ND	200	200	255	245	128	123	60-140	4	
Trichlorofluoromethane	ug/L	ND	200	200	215	211	107	105	60-140	2	
Vinyl chloride	ug/L	ND	200	200	211	201	106	101	60-140	5	
1,2-Dichloroethane-d4 (S)	%						98	99	70-130		
4-Bromofluorobenzene (S)	%						99	99	70-130		
Toluene-d8 (S)	%						98	97	70-130		

Results presented on this page are in the units indicated by the "Units" column except where an alternate unit is presented to the right of the result.

REPORT OF LABORATORY ANALYSIS

This report shall not be reproduced, except in full,
without the written consent of Pace Analytical Services, LLC.

Pace Analytical Services, LLC
9800 Kincey Ave. Suite 100
Huntersville, NC 28078
(704)875-9092

QUALIFIERS

Project: 2020-LI-2448
Pace Project No.: 92493878

DEFINITIONS

DF - Dilution Factor, if reported, represents the factor applied to the reported data due to dilution of the sample aliquot.

ND - Not Detected at or above adjusted reporting limit.

TNTC - Too Numerous To Count

J - Estimated concentration above the adjusted method detection limit and below the adjusted reporting limit.

MDL - Adjusted Method Detection Limit.

PQL - Practical Quantitation Limit.

RL - Reporting Limit - The lowest concentration value that meets project requirements for quantitative data with known precision and bias for a specific analyte in a specific matrix.

S - Surrogate

1,2-Diphenylhydrazine decomposes to and cannot be separated from Azobenzene using Method 8270. The result for each analyte is a combined concentration.

Consistent with EPA guidelines, unrounded data are displayed and have been used to calculate % recovery and RPD values.

LCS(D) - Laboratory Control Sample (Duplicate)

MS(D) - Matrix Spike (Duplicate)

DUP - Sample Duplicate

RPD - Relative Percent Difference

NC - Not Calculable.

SG - Silica Gel - Clean-Up

U - Indicates the compound was analyzed for, but not detected.

Acid preservation may not be appropriate for 2 Chloroethylvinyl ether.

A separate vial preserved to a pH of 4-5 is recommended in SW846 Chapter 4 for the analysis of Acrolein and Acrylonitrile by EPA Method 8260.

N-Nitrosodiphenylamine decomposes and cannot be separated from Diphenylamine using Method 8270. The result reported for each analyte is a combined concentration.

Pace Analytical is TNI accredited. Contact your Pace PM for the current list of accredited analytes.

TNI - The NELAC Institute.

ANALYTE QUALIFIERS

M1 Matrix spike recovery exceeded QC limits. Batch accepted based on laboratory control sample (LCS) recovery.

This report shall not be reproduced, except in full,
without the written consent of Pace Analytical Services, LLC.

Pace Analytical Services, LLC
9800 Kincey Ave. Suite 100
Huntersville, NC 28078
(704)875-9092

QUALITY CONTROL DATA CROSS REFERENCE TABLE

Project: 2020-LI-2448
Pace Project No.: 92493878

Lab ID	Sample ID	QC Batch Method	QC Batch	Analytical Method	Analytical Batch
92493878001	**13822_HC_RD**	MADEPV	1538267	MADEP VPH	1538267
92493878001	**13822_HC_RD**	EPA 3010A	564487	EPA 6010D	564500
92493878001	**13822_HC_RD**	SM 6200B	564438		

This report shall not be reproduced, except in full,
without the written consent of Pace Analytical Services, LLC.

CHAIN-OF-CUSTODY Analytical Request Document

Pace Analytical

Chain-of-Custody is a LEGAL DOCUMENT - Complete all relevent fields

LAB USE ONLY- Affix Workorder/Login Label Here or List Pace Workorder Number or

WO# : 92493878

92493878

Company: Apex Companies	Billing Information:
Address:	
Report To: Andrew Street	Email To: Andrew Street / Emily Little
Copy To:	Site Collection Info/Address: 13822 H/C RD
Customer Project Name/Number: 2020-LI-2448	State: NC County/City: Huntersville Time Zone Collected: [ ] PT [ ] MT [ ] CT [ ] ET
Phone: Email:	Site/Facility ID #: Compliance Monitoring? [ ] Yes [ ] No
Collected By (print): Martha Fraidi	Purchase Order #: Quote #: DW PWS ID #: DW Location Code:
Collected By (signature):	Turnaround Date Required: ASAP Immediately Packed on Ice: [✓] Yes [ ] No
Sample Disposal: [ ] Dispose as appropriate [ ] Return [ ] Archive: [ ] Hold:	Rush: [✓] Same Day [ ] Next Day [ ] 2 Day [ ] 3 Day [ ] 4 Day [ ] 5 Day (Expedite Charges Apply) Field Filtered (if applicable): [ ] Yes [ ] No Analysis:

** Preservative Types: (1) nitric acid, (2) sulfuric acid, (3) hydrochloric acid, (4) sodium hydroxide, (5) zinc acetate, (6) methanol, (7) sodium bisulfate, (8) sodium thiosulfate, (9) hexane, (A) ascorbic acid, (B) ammonium sulfate, (C) ammonium hydroxide, (D) TSP, (U) Unpreserved, (O) Other _____

* Matrix Codes (Insert in Matrix box below): Drinking Water (DW), Ground Water (GW), Wastewater (WW), Product (P), Soil/Solid (SL), Oil (OL), Wipe (WP), Air (AR), Tissue (TS), Bioassay (B), Vapor (V), Other (OT)

Customer Sample ID	Matrix *	Comp / Grab	Collected (or Composite Start) Date	Collected (or Composite Start) Time	Composite End Date	Composite End Time	Res Cl	# of Ctns	Analyses: SM 6200 B VOCs	Lead	MADEP VPH	Lab Profile/Line:
13822 H/C RD	DW	G	09/02/20	1325				8	X	X	X	001

Lab Sample Receipt Checklist:

Custody Seals Present/Intact	Y (N) NA
Custody Signatures Present	(Y) N NA
Collector Signature Present	(Y) N NA
Bottles Intact	(Y) N NA
Correct Bottles	(Y) N NA
Sufficient Volume	(Y) N NA
Samples Received on Ice	(Y) N NA
VOA - Headspace Acceptable	(Y) N NA
USDA Regulated Soils	Y N (NA)
Samples in Holding Time	(Y) N NA
Residual Chlorine Present	Y N (NA)
Cl Strips:	
Sample pH Acceptable	(Y) N NA
pH Strips:	
Sulfide Present	Y N (NA)
Lead Acetate Strips:	

LAB USE ONLY:
Lab Sample # / Comments:

92493878 001

Customer Remarks / Special Conditions / Possible Hazards:

Type of Ice Used: (Wet) Blue Dry None

Packing Material Used: Bubble

Radchem sample(s) screened (<500 cpm): Y N NA

SHORT HOLDS PRESENT (<72 hours): Y N (N/A)

Lab Tracking #: 2539227

Samples received via: FEDEX UPS Client Courier (Pace Courier)

Lab Sample Temperature Info:
Temp Blank Received: Y N (NA)
Therm ID#: DT2T0G1
Cooler 1 Temp Upon Receipt: 5.9 oC
Cooler 1 Therm Corr. Factor: 0.9 oC
Cooler 1 Corrected Temp: 5.4 oC
Comments:

Relinquished by/Company: (Signature) Apex	Date/Time: 2000 09/02/20	Received by/Company: (Signature)	Date/Time: 9-3-20 645	MTJL LAB USE ONLY
Relinquished by/Company: (Signature)	Date/Time: 9-3-20 1329	Received by/Company: (Signature) PACE HPL	Date/Time: 9-3-20 1329	Table #: Acctnum: Template: Prelogin: PM: PB:
Relinquished by/Company: (Signature)	Date/Time:	Received by/Company: (Signature)	Date/Time:	

Trip Blank Received: Y N (NA)
HCL MeOH TSP Other

Non Conformance(s): YES / NO

Page: _____ of: _____

Pace Analytical®

CHAIN-OF-CUSTODY Analytical Request Document

Chain-of-Custody is a LEGAL DOCUMENT - Complete all relevent fields

LAB USE ONLY- Affix Workorder/Login Label Here or List Pace Workorder Number or MTJL Log-in Number Here

ALL SHADED AREAS are for LAB USE ONLY

Company: Apex Companies

Address:

Billing Information:

Report To: Andrew Street

Email To: Andrew Street / Emily Little

Copy To:

Site Collection Info/Address: 13822 H/C RD

Customer Project Name/Number: 2020.L1.2448

State: NC / County/City: Huntersville Time Zone Collected: [ ] PT [ ] MT [ ] CT [ ] ET

Phone:
Email:

Site/Facility ID #:

Compliance Monitoring? [ ] Yes [ ] No

Collected By (print): Matthew Fraidi

Purchase Order #:
Quote #:

DW PWS ID #:
DW Location Code:

Collected By (signature): [signature]

Turnaround Date Required: ASAP

Immediately Packed on Ice: [✓] Yes [ ] No

Sample Disposal:
[ ] Dispose as appropriate [ ] Return
[ ] Archive: _____
[ ] Hold: _____

Rush: [✓] Same Day [ ] Next Day [ ] 2 Day [ ] 3 Day [ ] 4 Day [ ] 5 Day (Expedite Charges Apply)

Field Filtered (if applicable): [ ] Yes [ ] No
Analysis: _____

* Matrix Codes (Insert in Matrix box below): Drinking Water (DW), Ground Water (GW), Wastewater (WW), Product (P), Soil/Solid (SL), Oil (OL), Wipe (WP), Air (AR), Tissue (TS), Bioassay (B), Vapor (V), Other (OT)

Container Preservative Type **

Lab Project Manager:

** Preservative Types: (1) nitric acid, (2) sulfuric acid, (3) hydrochloric acid, (4) sodium hydroxide, (5) zinc acetate, (6) methanol, (7) sodium bisulfate, (8) sodium thiosulfate, (9) hexane, (A) ascorbic acid, (B) ammonium sulfate, (C) ammonium hydroxide, (D) TSP, (U) Unpreserved, (O) Other _____

Analyses

Lab Profile/Line:

Lab Sample Receipt Checklist:

Custody Seals Present/Intact	Y N NA
Custody Signatures Present	Y N NA
Collector Signature Present	Y N NA
Bottles Intact	Y N NA
Correct Bottles	Y N NA
Sufficient Volume	Y N NA
Samples Received on Ice	Y N NA
VOA - Headspace Acceptable	Y N NA
USDA Regulated Soils	Y N NA
Samples in Holding Time	Y N NA
Residual Chlorine Present	Y N NA
Cl Strips: _____	
Sample pH Acceptable	Y N NA
pH Strips: _____	
Sulfide Present	Y N NA
Lead Acetate Strips: _____	

LAB USE ONLY:
Lab Sample # / Comments:

92493678

Customer Sample ID	Matrix *	Comp / Grab	Collected (or Composite Start) Date	Collected (or Composite Start) Time	Composite End Date	Composite End Time	Res Cl	# of Ctns	SM 6200B VOCs	Lead	MADEP VPH								Lab Profile/Line
13822 H/C RD	DW	G	09/02/20	1325				8	X	X	X								001

Customer Remarks / Special Conditions / Possible Hazards:

Type of Ice Used: Wet Blue Dry None

Packing Material Used: BBag

Radchem sample(s) screened (<500 cpm): Y N NA

SHORT HOLDS PRESENT (<72 hours): Y N N/A

Lab Tracking #: 2539227

Samples received via: FEDEX UPS Client Courier Pace Courier

Lab Sample Temperature Info:
Temp Blank Received: Y N NA
Therm ID#: _____
Cooler 1 Temp Upon Receipt: _____oC
Cooler 1 Therm Corr. Factor: _____oC
Cooler 1 Corrected Temp: _____oC
Comments:

Relinquished by/Company: (Signature)	Date/Time:	Received by/Company: (Signature)	Date/Time:
[signature] / Apex	2000 09/02/20	[signature]	9-3-20 645
[signature]	9-3-20 1339	[signature] PACE HIL	

MTJL LAB USE ONLY
Table #:
Acctnum:
Template:
Prelogin:
PM:
PB:

Trip Blank Received: Y N NA
HCL MeOH TSP Other

Non Conformance(s): YES / NO

Page: _____ of: _____

***Check mark top half of box if pH and/or dechlorination is verified and within the acceptance range for preservation samples.**

Exceptions: VOA, Coliform, TOC, Oil and Grease, DRO/8015 (water) DOC, LLHg

****Bottom half of box is to list number of bottle**

Project # **WO# : 92493878**

PM: AMB Due Date: 09/04/20

CLIENT: 92-APEX MOOR

Item#	BP4U-125 mL Plastic Unpreserved (N/A) (Cl-)	BP3U-250 mL Plastic Unpreserved (N/A)	BP2U-500 mL Plastic Unpreserved (N/A)	BP1U-1 liter Plastic Unpreserved (N/A)	BP4S-125 mL Plastic H2SO4 (pH < 2) (Cl-)	BP3N-250 mL plastic HNO3 (pH < 2)	BP4Z-125 mL Plastic ZN Acetate & NaOH (>9)	BP4C-125 mL Plastic NaOH (pH > 12) (Cl-)	WGFU-Wide-mouthed Glass Jar Unpreserved	AG1U-1 liter Amber Unpreserved (N/A) (Cl-)	AG1H-1 liter Amber HCl (pH < 2)	AG3U-250 mL Amber Unpreserved (N/A) (Cl-)	AG1S-1 liter Amber H2SO4 (pH < 2)	AG3S-250 mL Amber H2SO4 (pH < 2)	AG3A(DG3A)-250 mL Amber NH4Cl (N/A)(Cl-)	DG9H-40 mL VOA HCl (N/A)	VG9T-40 mL VOA Na2S2O3 (N/A)	VG9U-40 mL VOA Unp (N/A)	DG9P-40 mL VOA H3PO4 (N/A)	VOAK (6 vials per kit)-5035 kit (N/A)	V/GK (3 vials per kit)-VPH/Gas kit (N/A)	SP5T-125 mL Sterile Plastic (N/A – lab)	SP2T-250 mL Sterile Plastic (N/A – lab)		BP3A-250 mL Plastic (NH2)2SO4 (9.3-9.7)	AG0U-100 mL Amber Unpreserved vials (N/A)	VSGU-20 mL Scintillation vials (N/A)	DG9U-40 mL Amber Unpreserved vials (N/A)
1	\					/									/											\		
2	\																								\			
3	\																								\			
4	\																								\			
5	\																								\			
6	\																								\			
7	\																								\			
8	\																								\			
9	\																								\			
10	\																								\			
11	\																								\			
12	\																								\			

pH Adjustment Log for Preserved Samples

Sample ID	Type of Preservative	pH upon receipt	Date preservation adjusted	Time preservation adjusted	Amount of Preservative added	Lot #

Note: Whenever there is a discrepancy affecting North Carolina compliance samples, a copy of this form will be sent to the North Carolina DEHNR Certification Office (i.e. Out of hold, Incorrect preservative, out of temp, incorrect containers.

Pace Analytical Services, LLC
9800 Kincey Ave. Suite 100
Huntersville, NC 28078
(704)875-9092

September 06, 2020

Andrew Street
Apex Companies - NC
5900 Northwoods Business Pkwy
Suite 5900-0
Charlotte, NC 28269

RE: Project: 2020-LI-2448
Pace Project No.: 92493881

Dear Andrew Street:

Enclosed are the analytical results for sample(s) received by the laboratory on September 03, 2020. The results relate only to the samples included in this report. Results reported herein conform to the applicable TNI/NELAC Standards and the laboratory's Quality Manual, where applicable, unless otherwise noted in the body of the report.

The test results provided in this final report were generated by each of the following laboratories within the Pace Network:

- Pace National - Mt. Juliet
- Pace Analytical Services - Asheville
- Pace Analytical Services - Charlotte

If you have any questions concerning this report, please feel free to contact me.

Sincerely,

Angela M. Baioni

Angela Baioni
angela.baioni@pacelabs.com
(704)875-9092
Project Manager

Enclosures

cc: J Culbreath, Colonial Pipeline Company
Robert Hughes, Colonial Pipeline
Margaret King, APEX Companies, LLC
Emily Little, Apex Companies
Jeff Morrison, Colonial Pipeline Company
Tom Naumann, APEX Companies - NC
Joe Nicolette, Montrose-EPS
Christopher Schultz, Apex Companies
J Tate, Colonial Pipeline Company
Alex Testoff, Montrose-EPS
Michael Verdon, Colonial Pipeline Company
JM Wyatt, Colonial Pipeline Company

REPORT OF LABORATORY ANALYSIS

This report shall not be reproduced, except in full,
without the written consent of Pace Analytical Services, LLC.

Pace Analytical Services, LLC
9800 Kincey Ave. Suite 100
Huntersville, NC 28078
(704)875-9092

CERTIFICATIONS

Project: 2020-LI-2448
Pace Project No.: 92493881

Pace Analytical Services National

12065 Lebanon Road, Mt. Juliet, TN 37122
Alabama Certification #: 40660
Alaska Certification 17-026
Arizona Certification #: AZ0612
Arkansas Certification #: 88-0469
California Certification #: 2932
Canada Certification #: 1461.01
Colorado Certification #: TN00003
Connecticut Certification #: PH-0197
DOD Certification: #1461.01
EPA# TN00003
Florida Certification #: E87487
Georgia DW Certification #: 923
Georgia Certification: NELAP
Idaho Certification #: TN00003
Illinois Certification #: 200008
Indiana Certification #: C-TN-01
Iowa Certification #: 364
Kansas Certification #: E-10277
Kentucky UST Certification #: 16
Kentucky Certification #: 90010
Louisiana Certification #: AI30792
Louisiana DW Certification #: LA180010
Maine Certification #: TN0002
Maryland Certification #: 324
Massachusetts Certification #: M-TN003
Michigan Certification #: 9958
Minnesota Certification #: 047-999-395
Mississippi Certification #: TN00003
Missouri Certification #: 340
Montana Certification #: CERT0086
Nebraska Certification #: NE-OS-15-05
Nevada Certification #: TN-03-2002-34
New Hampshire Certification #: 2975
New Jersey Certification #: TN002
New Mexico DW Certification
New York Certification #: 11742
North Carolina Aquatic Toxicity Certification #: 41
North Carolina Drinking Water Certification #: 21704
North Carolina Environmental Certificate #: 375
North Dakota Certification #: R-140
Ohio VAP Certification #: CL0069
Oklahoma Certification #: 9915
Oregon Certification #: TN200002
Pennsylvania Certification #: 68-02979
Rhode Island Certification #: LAO00356
South Carolina Certification #: 84004
South Dakota Certification
Tennessee DW/Chem/Micro Certification #: 2006
Texas Certification #: T 104704245-17-14
Texas Mold Certification #: LAB0152
USDA Soil Permit #: P330-15-00234
Utah Certification #: TN00003
Virginia Certification #: VT2006
Vermont Dept. of Health: ID# VT-2006
Virginia Certification #: 460132
Washington Certification #: C847
West Virginia Certification #: 233
Wisconsin Certification #: 9980939910
Wyoming UST Certification #: via A2LA 2926.01
A2LA-ISO 17025 Certification #: 1461.01
A2LA-ISO 17025 Certification #: 1461.02
AIHA-LAP/LLC EMLAP Certification #:100789

Pace Analytical Services Charlotte

9800 Kincey Ave. Ste 100, Huntersville, NC 28078
Louisiana/NELAP Certification # LA170028
North Carolina Drinking Water Certification #: 37706
North Carolina Field Services Certification #: 5342
North Carolina Wastewater Certification #: 12
South Carolina Certification #: 99006001
Florida/NELAP Certification #: E87627
Kentucky UST Certification #: 84
Virginia/VELAP Certification #: 460221

Pace Analytical Services Asheville

2225 Riverside Drive, Asheville, NC 28804
Florida/NELAP Certification #: E87648
Massachusetts Certification #: M-NC030
North Carolina Drinking Water Certification #: 37712
North Carolina Wastewater Certification #: 40
South Carolina Certification #: 99030001
Virginia/VELAP Certification #: 460222

REPORT OF LABORATORY ANALYSIS

This report shall not be reproduced, except in full,
without the written consent of Pace Analytical Services, LLC.

Pace Analytical Services, LLC
9800 Kincey Ave. Suite 100
Huntersville, NC 28078
(704)875-9092

SAMPLE ANALYTE COUNT

Project: 2020-LI-2448
Pace Project No.: 92493881

Lab ID	Sample ID	Method	Analysts	Analytes Reported	Laboratory
92493881001	**14226_HC_RD**	MADEP VPH	ADM	6	PAN
		EPA 6010D	SH1	1	PASI-A
		SM 6200B	SAS	63	PASI-C

PAN = Pace National - Mt. Juliet
PASI-A = Pace Analytical Services - Asheville
PASI-C = Pace Analytical Services - Charlotte

This report shall not be reproduced, except in full,
without the written consent of Pace Analytical Services, LLC.

Pace Analytical Services, LLC
9800 Kincey Ave. Suite 100
Huntersville, NC 28078
(704)875-9092

ANALYTICAL RESULTS

Project: 2020-LI-2448
Pace Project No.: 92493881

Sample: 14226_HC_RD **Lab ID: 92493881001** Collected: 09/02/20 18:38 Received: 09/03/20 06:45 Matrix: Water

Parameters	Results	Units	Report Limit	DF	Prepared	Analyzed	CAS No.	Qual
MADEPV	Analytical Method: MADEP VPH Preparation Method: MADEPV Pace National - Mt. Juliet							
Aliphatic (C05-C08)	ND	ug/L	100	1	09/04/20 19:06	09/04/20 19:06		
Aliphatic (C09-C12)	ND	ug/L	100	1	09/04/20 19:06	09/04/20 19:06		
Aromatic (C09-C10),Unadjusted	ND	ug/L	100	1	09/04/20 19:06	09/04/20 19:06	TPHC9C10A	
Total VPH	ND	ug/L	100	1	09/04/20 19:06	09/04/20 19:06	VPH	
Surrogates								
2,5-Dibromotoluene (FID)	90.3	%	70.0-130	1	09/04/20 19:06	09/04/20 19:06	615-59-8FID	
2,5-Dibromotoluene (PID)	97.8	%	70.0-130	1	09/04/20 19:06	09/04/20 19:06	615-59-8PID	
6010 MET ICP	Analytical Method: EPA 6010D Preparation Method: EPA 3010A Pace Analytical Services - Asheville							
Lead	ND	ug/L	5.0	1	09/04/20 01:43	09/04/20 09:28	7439-92-1	
6200B MSV	Analytical Method: SM 6200B Pace Analytical Services - Charlotte							
Benzene	ND	ug/L	0.50	1		09/04/20 07:00	71-43-2	
Bromobenzene	ND	ug/L	0.50	1		09/04/20 07:00	108-86-1	
Bromochloromethane	ND	ug/L	0.50	1		09/04/20 07:00	74-97-5	
Bromodichloromethane	ND	ug/L	0.50	1		09/04/20 07:00	75-27-4	
Bromoform	ND	ug/L	0.50	1		09/04/20 07:00	75-25-2	
Bromomethane	ND	ug/L	5.0	1		09/04/20 07:00	74-83-9	
n-Butylbenzene	ND	ug/L	0.50	1		09/04/20 07:00	104-51-8	
sec-Butylbenzene	ND	ug/L	0.50	1		09/04/20 07:00	135-98-8	
tert-Butylbenzene	ND	ug/L	0.50	1		09/04/20 07:00	98-06-6	
Carbon tetrachloride	ND	ug/L	0.50	1		09/04/20 07:00	56-23-5	
Chlorobenzene	ND	ug/L	0.50	1		09/04/20 07:00	108-90-7	
Chloroethane	ND	ug/L	1.0	1		09/04/20 07:00	75-00-3	
Chloroform	ND	ug/L	0.50	1		09/04/20 07:00	67-66-3	
Chloromethane	ND	ug/L	1.0	1		09/04/20 07:00	74-87-3	
2-Chlorotoluene	ND	ug/L	0.50	1		09/04/20 07:00	95-49-8	
4-Chlorotoluene	ND	ug/L	0.50	1		09/04/20 07:00	106-43-4	
1,2-Dibromo-3-chloropropane	ND	ug/L	1.0	1		09/04/20 07:00	96-12-8	
Dibromochloromethane	ND	ug/L	0.50	1		09/04/20 07:00	124-48-1	
1,2-Dibromoethane (EDB)	ND	ug/L	0.50	1		09/04/20 07:00	106-93-4	
Dibromomethane	ND	ug/L	0.50	1		09/04/20 07:00	74-95-3	
1,2-Dichlorobenzene	ND	ug/L	0.50	1		09/04/20 07:00	95-50-1	
1,3-Dichlorobenzene	ND	ug/L	0.50	1		09/04/20 07:00	541-73-1	
1,4-Dichlorobenzene	ND	ug/L	0.50	1		09/04/20 07:00	106-46-7	
Dichlorodifluoromethane	ND	ug/L	0.50	1		09/04/20 07:00	75-71-8	
1,1-Dichloroethane	ND	ug/L	0.50	1		09/04/20 07:00	75-34-3	
1,2-Dichloroethane	ND	ug/L	0.50	1		09/04/20 07:00	107-06-2	
1,1-Dichloroethene	ND	ug/L	0.50	1		09/04/20 07:00	75-35-4	
cis-1,2-Dichloroethene	ND	ug/L	0.50	1		09/04/20 07:00	156-59-2	
trans-1,2-Dichloroethene	ND	ug/L	0.50	1		09/04/20 07:00	156-60-5	
1,2-Dichloropropane	ND	ug/L	0.50	1		09/04/20 07:00	78-87-5	
1,3-Dichloropropane	ND	ug/L	0.50	1		09/04/20 07:00	142-28-9	
2,2-Dichloropropane	ND	ug/L	0.50	1		09/04/20 07:00	594-20-7	

REPORT OF LABORATORY ANALYSIS

This report shall not be reproduced, except in full,
without the written consent of Pace Analytical Services, LLC.

Pace Analytical Services, LLC
9800 Kincey Ave. Suite 100
Huntersville, NC 28078
(704)875-9092

ANALYTICAL RESULTS

Project: 2020-LI-2448
Pace Project No.: 92493881

Sample: 14226_HC_RD **Lab ID: 92493881001** Collected: 09/02/20 18:38 Received: 09/03/20 06:45 Matrix: Water

Parameters	Results	Units	Report Limit	DF	Prepared	Analyzed	CAS No.	Qual
6200B MSV	Analytical Method: SM 6200B Pace Analytical Services - Charlotte							
1,1-Dichloropropene	ND	ug/L	0.50	1		09/04/20 07:00	563-58-6	
cis-1,3-Dichloropropene	ND	ug/L	0.50	1		09/04/20 07:00	10061-01-5	
trans-1,3-Dichloropropene	ND	ug/L	0.50	1		09/04/20 07:00	10061-02-6	
Diisopropyl ether	ND	ug/L	0.50	1		09/04/20 07:00	108-20-3	
Ethylbenzene	ND	ug/L	0.50	1		09/04/20 07:00	100-41-4	
Hexachloro-1,3-butadiene	ND	ug/L	2.0	1		09/04/20 07:00	87-68-3	
Isopropylbenzene (Cumene)	ND	ug/L	0.50	1		09/04/20 07:00	98-82-8	
Methylene Chloride	ND	ug/L	2.0	1		09/04/20 07:00	75-09-2	
Methyl-tert-butyl ether	ND	ug/L	0.50	1		09/04/20 07:00	1634-04-4	
Naphthalene	ND	ug/L	2.0	1		09/04/20 07:00	91-20-3	
n-Propylbenzene	ND	ug/L	0.50	1		09/04/20 07:00	103-65-1	
Styrene	ND	ug/L	0.50	1		09/04/20 07:00	100-42-5	
1,1,1,2-Tetrachloroethane	ND	ug/L	0.50	1		09/04/20 07:00	630-20-6	
1,1,2,2-Tetrachloroethane	ND	ug/L	0.50	1		09/04/20 07:00	79-34-5	
Tetrachloroethene	ND	ug/L	0.50	1		09/04/20 07:00	127-18-4	
Toluene	ND	ug/L	0.50	1		09/04/20 07:00	108-88-3	
1,2,3-Trichlorobenzene	ND	ug/L	2.0	1		09/04/20 07:00	87-61-6	
1,2,4-Trichlorobenzene	ND	ug/L	2.0	1		09/04/20 07:00	120-82-1	
1,1,1-Trichloroethane	ND	ug/L	0.50	1		09/04/20 07:00	71-55-6	
1,1,2-Trichloroethane	ND	ug/L	0.50	1		09/04/20 07:00	79-00-5	
Trichloroethene	ND	ug/L	0.50	1		09/04/20 07:00	79-01-6	
Trichlorofluoromethane	ND	ug/L	1.0	1		09/04/20 07:00	75-69-4	
1,2,3-Trichloropropane	ND	ug/L	0.50	1		09/04/20 07:00	96-18-4	
1,2,4-Trimethylbenzene	ND	ug/L	0.50	1		09/04/20 07:00	95-63-6	
1,3,5-Trimethylbenzene	ND	ug/L	0.50	1		09/04/20 07:00	108-67-8	
Vinyl chloride	ND	ug/L	1.0	1		09/04/20 07:00	75-01-4	
m&p-Xylene	ND	ug/L	1.0	1		09/04/20 07:00	179601-23-1	
o-Xylene	ND	ug/L	0.50	1		09/04/20 07:00	95-47-6	
Surrogates								
1,2-Dichloroethane-d4 (S)	103	%	70-130	1		09/04/20 07:00	17060-07-0	
4-Bromofluorobenzene (S)	101	%	70-130	1		09/04/20 07:00	460-00-4	
Toluene-d8 (S)	101	%	70-130	1		09/04/20 07:00	2037-26-5	

REPORT OF LABORATORY ANALYSIS

This report shall not be reproduced, except in full,
without the written consent of Pace Analytical Services, LLC.

Pace Analytical Services, LLC
9800 Kincey Ave. Suite 100
Huntersville, NC 28078
(704)875-9092

QUALITY CONTROL DATA

Project: 2020-LI-2448
Pace Project No.: 92493881

QC Batch: 1538267
QC Batch Method: MADEPV
Analysis Method: MADEP VPH
Analysis Description: MADEPV
Laboratory: Pace National - Mt. Juliet

Associated Lab Samples: 92493881001

METHOD BLANK: R3567577-2 Matrix: Water
Associated Lab Samples: 92493881001

Parameter	Units	Blank Result	Reporting Limit	Analyzed	Qualifiers
Aliphatic (C05-C08)	ug/L	ND	100	09/04/20 13:04	
Aliphatic (C09-C12)	ug/L	ND	100	09/04/20 13:04	
Aromatic (C09-C10),Unadjusted	ug/L	ND	100	09/04/20 13:04	
Total VPH	ug/L	ND	100	09/04/20 13:04	
2,5-Dibromotoluene (FID)	%	84	70.0-130	09/04/20 13:04	
2,5-Dibromotoluene (PID)	%	93.9	70.0-130	09/04/20 13:04	

LABORATORY CONTROL SAMPLE & LCSD: R3567577-1 R3567577-3

Parameter	Units	Spike Conc.	LCS Result	LCSD Result	LCS % Rec	LCSD % Rec	% Rec Limits	RPD	Max RPD	Qualifiers
Aliphatic (C05-C08)	ug/L	1200	1310	1220	109	102	70.0-130	7.11	25	
Aliphatic (C09-C12)	ug/L	1400	1290	1320	92.1	94.3	70.0-130	2.30	25	
Aromatic (C09-C10),Unadjusted	ug/L	200	258	240	129	120	70.0-130	7.23	25	
Total VPH	ug/L	2800	2860	2780	102	99.3	70.0-130	2.84	25	
2,5-Dibromotoluene (FID)	%				95.9	94.2	70.0-130			
2,5-Dibromotoluene (PID)	%				106	110	70.0-130			

Results presented on this page are in the units indicated by the "Units" column except where an alternate unit is presented to the right of the result.

REPORT OF LABORATORY ANALYSIS

This report shall not be reproduced, except in full,
without the written consent of Pace Analytical Services, LLC.

Pace Analytical Services, LLC
9800 Kincey Ave. Suite 100
Huntersville, NC 28078
(704)875-9092

QUALITY CONTROL DATA

Project: 2020-LI-2448
Pace Project No.: 92493881

QC Batch: 564487
QC Batch Method: EPA 3010A
Analysis Method: EPA 6010D
Analysis Description: 6010 MET
Laboratory: Pace Analytical Services - Asheville

Associated Lab Samples: 92493881001

METHOD BLANK: 2992317 Matrix: Water
Associated Lab Samples: 92493881001

Parameter	Units	Blank Result	Reporting Limit	Analyzed	Qualifiers
Lead	ug/L	ND	5.0	09/04/20 08:54	

LABORATORY CONTROL SAMPLE: 2992318

Parameter	Units	Spike Conc.	LCS Result	LCS % Rec	% Rec Limits	Qualifiers
Lead	ug/L	500	508	102	80-120	

MATRIX SPIKE & MATRIX SPIKE DUPLICATE: 2992319 2992320

Parameter	Units	92493878001 Result	MS Spike Conc.	MSD Spike Conc.	MS Result	MSD Result	MS % Rec	MSD % Rec	% Rec Limits	RPD	Qual
Lead	ug/L	11.6	500	500	528	542	103	106	75-125	3	

Results presented on this page are in the units indicated by the "Units" column except where an alternate unit is presented to the right of the result.

REPORT OF LABORATORY ANALYSIS

This report shall not be reproduced, except in full,
without the written consent of Pace Analytical Services, LLC.

Pace Analytical Services, LLC
9800 Kincey Ave. Suite 100
Huntersville, NC 28078
(704)875-9092

QUALITY CONTROL DATA

Project: 2020-LI-2448
Pace Project No.: 92493881

QC Batch: 564438
QC Batch Method: SM 6200B
Analysis Method: SM 6200B
Analysis Description: 6200B MSV
Laboratory: Pace Analytical Services - Charlotte

Associated Lab Samples: 92493881001

METHOD BLANK: 2992122 Matrix: Water
Associated Lab Samples: 92493881001

Parameter	Units	Blank Result	Reporting Limit	Analyzed	Qualifiers
1,1,1,2-Tetrachloroethane	ug/L	ND	0.50	09/04/20 01:23	
1,1,1-Trichloroethane	ug/L	ND	0.50	09/04/20 01:23	
1,1,2,2-Tetrachloroethane	ug/L	ND	0.50	09/04/20 01:23	
1,1,2-Trichloroethane	ug/L	ND	0.50	09/04/20 01:23	
1,1-Dichloroethane	ug/L	ND	0.50	09/04/20 01:23	
1,1-Dichloroethene	ug/L	ND	0.50	09/04/20 01:23	
1,1-Dichloropropene	ug/L	ND	0.50	09/04/20 01:23	
1,2,3-Trichlorobenzene	ug/L	ND	2.0	09/04/20 01:23	
1,2,3-Trichloropropane	ug/L	ND	0.50	09/04/20 01:23	
1,2,4-Trichlorobenzene	ug/L	ND	2.0	09/04/20 01:23	
1,2,4-Trimethylbenzene	ug/L	ND	0.50	09/04/20 01:23	
1,2-Dibromo-3-chloropropane	ug/L	ND	1.0	09/04/20 01:23	
1,2-Dibromoethane (EDB)	ug/L	ND	0.50	09/04/20 01:23	
1,2-Dichlorobenzene	ug/L	ND	0.50	09/04/20 01:23	
1,2-Dichloroethane	ug/L	ND	0.50	09/04/20 01:23	
1,2-Dichloropropane	ug/L	ND	0.50	09/04/20 01:23	
1,3,5-Trimethylbenzene	ug/L	ND	0.50	09/04/20 01:23	
1,3-Dichlorobenzene	ug/L	ND	0.50	09/04/20 01:23	
1,3-Dichloropropane	ug/L	ND	0.50	09/04/20 01:23	
1,4-Dichlorobenzene	ug/L	ND	0.50	09/04/20 01:23	
2,2-Dichloropropane	ug/L	ND	0.50	09/04/20 01:23	
2-Chlorotoluene	ug/L	ND	0.50	09/04/20 01:23	
4-Chlorotoluene	ug/L	ND	0.50	09/04/20 01:23	
Benzene	ug/L	ND	0.50	09/04/20 01:23	
Bromobenzene	ug/L	ND	0.50	09/04/20 01:23	
Bromochloromethane	ug/L	ND	0.50	09/04/20 01:23	
Bromodichloromethane	ug/L	ND	0.50	09/04/20 01:23	
Bromoform	ug/L	ND	0.50	09/04/20 01:23	
Bromomethane	ug/L	ND	5.0	09/04/20 01:23	
Carbon tetrachloride	ug/L	ND	0.50	09/04/20 01:23	
Chlorobenzene	ug/L	ND	0.50	09/04/20 01:23	
Chloroethane	ug/L	ND	1.0	09/04/20 01:23	
Chloroform	ug/L	ND	0.50	09/04/20 01:23	
Chloromethane	ug/L	ND	1.0	09/04/20 01:23	
cis-1,2-Dichloroethene	ug/L	ND	0.50	09/04/20 01:23	
cis-1,3-Dichloropropene	ug/L	ND	0.50	09/04/20 01:23	
Dibromochloromethane	ug/L	ND	0.50	09/04/20 01:23	
Dibromomethane	ug/L	ND	0.50	09/04/20 01:23	
Dichlorodifluoromethane	ug/L	ND	0.50	09/04/20 01:23	
Diisopropyl ether	ug/L	ND	0.50	09/04/20 01:23	

Results presented on this page are in the units indicated by the "Units" column except where an alternate unit is presented to the right of the result.

REPORT OF LABORATORY ANALYSIS

This report shall not be reproduced, except in full,
without the written consent of Pace Analytical Services, LLC.

Pace Analytical Services, LLC
9800 Kincey Ave. Suite 100
Huntersville, NC 28078
(704)875-9092

QUALITY CONTROL DATA

Project: 2020-LI-2448
Pace Project No.: 92493881

METHOD BLANK: 2992122 Matrix: Water
Associated Lab Samples: 92493881001

Parameter	Units	Blank Result	Reporting Limit	Analyzed	Qualifiers
Ethylbenzene	ug/L	ND	0.50	09/04/20 01:23	
Hexachloro-1,3-butadiene	ug/L	ND	2.0	09/04/20 01:23	
Isopropylbenzene (Cumene)	ug/L	ND	0.50	09/04/20 01:23	
m&p-Xylene	ug/L	ND	1.0	09/04/20 01:23	
Methyl-tert-butyl ether	ug/L	ND	0.50	09/04/20 01:23	
Methylene Chloride	ug/L	ND	2.0	09/04/20 01:23	
n-Butylbenzene	ug/L	ND	0.50	09/04/20 01:23	
n-Propylbenzene	ug/L	ND	0.50	09/04/20 01:23	
Naphthalene	ug/L	ND	2.0	09/04/20 01:23	
o-Xylene	ug/L	ND	0.50	09/04/20 01:23	
sec-Butylbenzene	ug/L	ND	0.50	09/04/20 01:23	
Styrene	ug/L	ND	0.50	09/04/20 01:23	
tert-Butylbenzene	ug/L	ND	0.50	09/04/20 01:23	
Tetrachloroethene	ug/L	ND	0.50	09/04/20 01:23	
Toluene	ug/L	ND	0.50	09/04/20 01:23	
trans-1,2-Dichloroethene	ug/L	ND	0.50	09/04/20 01:23	
trans-1,3-Dichloropropene	ug/L	ND	0.50	09/04/20 01:23	
Trichloroethene	ug/L	ND	0.50	09/04/20 01:23	
Trichlorofluoromethane	ug/L	ND	1.0	09/04/20 01:23	
Vinyl chloride	ug/L	ND	1.0	09/04/20 01:23	
1,2-Dichloroethane-d4 (S)	%	105	70-130	09/04/20 01:23	
4-Bromofluorobenzene (S)	%	100	70-130	09/04/20 01:23	
Toluene-d8 (S)	%	103	70-130	09/04/20 01:23	

LABORATORY CONTROL SAMPLE: 2992123

Parameter	Units	Spike Conc.	LCS Result	LCS % Rec	% Rec Limits	Qualifiers
1,1,1,2-Tetrachloroethane	ug/L	50	57.1	114	60-140	
1,1,1-Trichloroethane	ug/L	50	54.9	110	60-140	
1,1,2,2-Tetrachloroethane	ug/L	50	51.6	103	60-140	
1,1,2-Trichloroethane	ug/L	50	53.8	108	60-140	
1,1-Dichloroethane	ug/L	50	48.9	98	60-140	
1,1-Dichloroethene	ug/L	50	49.2	98	60-140	
1,1-Dichloropropene	ug/L	50	51.7	103	60-140	
1,2,3-Trichlorobenzene	ug/L	50	54.2	108	60-140	
1,2,3-Trichloropropane	ug/L	50	53.9	108	60-140	
1,2,4-Trichlorobenzene	ug/L	50	55.2	110	60-140	
1,2,4-Trimethylbenzene	ug/L	50	50.9	102	60-140	
1,2-Dibromo-3-chloropropane	ug/L	50	50.7	101	60-140	
1,2-Dibromoethane (EDB)	ug/L	50	55.1	110	60-140	
1,2-Dichlorobenzene	ug/L	50	51.1	102	60-140	
1,2-Dichloroethane	ug/L	50	45.0	90	60-140	
1,2-Dichloropropane	ug/L	50	52.0	104	60-140	
1,3,5-Trimethylbenzene	ug/L	50	51.3	103	60-140	

Results presented on this page are in the units indicated by the "Units" column except where an alternate unit is presented to the right of the result.

REPORT OF LABORATORY ANALYSIS

This report shall not be reproduced, except in full,
without the written consent of Pace Analytical Services, LLC.

Pace Analytical Services, LLC
9800 Kincey Ave. Suite 100
Huntersville, NC 28078
(704)875-9092

QUALITY CONTROL DATA

Project: 2020-LI-2448
Pace Project No.: 92493881

LABORATORY CONTROL SAMPLE: 2992123

Parameter	Units	Spike Conc.	LCS Result	LCS % Rec	% Rec Limits	Qualifiers
1,3-Dichlorobenzene	ug/L	50	51.9	104	60-140	
1,3-Dichloropropane	ug/L	50	53.6	107	60-140	
1,4-Dichlorobenzene	ug/L	50	50.5	101	60-140	
2,2-Dichloropropane	ug/L	50	50.2	100	60-140	
2-Chlorotoluene	ug/L	50	51.7	103	60-140	
4-Chlorotoluene	ug/L	50	48.7	97	60-140	
Benzene	ug/L	50	49.6	99	60-140	
Bromobenzene	ug/L	50	51.6	103	60-140	
Bromochloromethane	ug/L	50	51.2	102	60-140	
Bromodichloromethane	ug/L	50	49.4	99	60-140	
Bromoform	ug/L	50	45.5	91	60-140	
Bromomethane	ug/L	50	61.7	123	60-140	
Carbon tetrachloride	ug/L	50	56.1	112	60-140	
Chlorobenzene	ug/L	50	49.9	100	60-140	
Chloroethane	ug/L	50	44.1	88	60-140	
Chloroform	ug/L	50	47.6	95	60-140	
Chloromethane	ug/L	50	42.0	84	60-140	
cis-1,2-Dichloroethene	ug/L	50	47.9	96	60-140	
cis-1,3-Dichloropropene	ug/L	50	57.7	115	60-140	
Dibromochloromethane	ug/L	50	48.8	98	60-140	
Dibromomethane	ug/L	50	53.1	106	60-140	
Dichlorodifluoromethane	ug/L	50	41.5	83	60-140	
Diisopropyl ether	ug/L	50	48.4	97	60-140	
Ethylbenzene	ug/L	50	48.3	97	60-140	
Hexachloro-1,3-butadiene	ug/L	50	54.4	109	60-140	
Isopropylbenzene (Cumene)	ug/L	50	50.0	100	60-140	
m&p-Xylene	ug/L	100	98.5	99	60-140	
Methyl-tert-butyl ether	ug/L	50	51.4	103	60-140	
Methylene Chloride	ug/L	50	48.8	98	60-140	
n-Butylbenzene	ug/L	50	51.4	103	60-140	
n-Propylbenzene	ug/L	50	49.7	99	60-140	
Naphthalene	ug/L	50	54.1	108	60-140	
o-Xylene	ug/L	50	48.9	98	60-140	
sec-Butylbenzene	ug/L	50	50.3	101	60-140	
Styrene	ug/L	50	51.2	102	60-140	
tert-Butylbenzene	ug/L	50	44.4	89	60-140	
Tetrachloroethene	ug/L	50	49.7	99	60-140	
Toluene	ug/L	50	48.0	96	60-140	
trans-1,2-Dichloroethene	ug/L	50	50.4	101	60-140	
trans-1,3-Dichloropropene	ug/L	50	55.9	112	60-140	
Trichloroethene	ug/L	50	54.8	110	60-140	
Trichlorofluoromethane	ug/L	50	44.3	89	60-140	
Vinyl chloride	ug/L	50	44.1	88	60-140	
1,2-Dichloroethane-d4 (S)	%			97	70-130	
4-Bromofluorobenzene (S)	%			100	70-130	
Toluene-d8 (S)	%			99	70-130	

Results presented on this page are in the units indicated by the "Units" column except where an alternate unit is presented to the right of the result.

REPORT OF LABORATORY ANALYSIS

This report shall not be reproduced, except in full,
without the written consent of Pace Analytical Services, LLC.

Pace Analytical Services, LLC
9800 Kincey Ave. Suite 100
Huntersville, NC 28078
(704)875-9092

QUALITY CONTROL DATA

Project: 2020-LI-2448
Pace Project No.: 92493881

MATRIX SPIKE & MATRIX SPIKE DUPLICATE: 2992124 2992125

Parameter	Units	92493140002 Result	MS Spike Conc.	MSD Spike Conc.	MS Result	MSD Result	MS % Rec	MSD % Rec	% Rec Limits	RPD	Qual
1,1,1,2-Tetrachloroethane	ug/L	ND	200	200	218	221	109	111	60-140	2	
1,1,1-Trichloroethane	ug/L	ND	200	200	260	246	130	123	60-140	6	
1,1,2,2-Tetrachloroethane	ug/L	ND	200	200	217	217	109	109	60-140	0	
1,1,2-Trichloroethane	ug/L	ND	200	200	226	222	113	111	60-140	2	
1,1-Dichloroethane	ug/L	ND	200	200	237	227	118	114	60-140	4	
1,1-Dichloroethene	ug/L	ND	200	200	244	238	122	119	60-140	2	
1,1-Dichloropropene	ug/L	ND	200	200	249	236	125	118	60-140	6	
1,2,3-Trichlorobenzene	ug/L	ND	200	200	210	230	105	115	60-140	9	
1,2,3-Trichloropropane	ug/L	ND	200	200	227	239	114	119	60-140	5	
1,2,4-Trichlorobenzene	ug/L	ND	200	200	228	234	114	117	60-140	3	
1,2,4-Trimethylbenzene	ug/L	807	200	200	1050	1060	121	125	60-140	1	
1,2-Dibromo-3-chloropropane	ug/L	ND	200	200	184	192	92	96	60-140	4	
1,2-Dibromoethane (EDB)	ug/L	ND	200	200	223	227	111	113	60-140	2	
1,2-Dichlorobenzene	ug/L	ND	200	200	216	223	108	111	60-140	3	
1,2-Dichloroethane	ug/L	ND	200	200	213	204	107	102	60-140	5	
1,2-Dichloropropane	ug/L	ND	200	200	236	226	118	113	60-140	4	
1,3,5-Trimethylbenzene	ug/L	ND	200	200	446	450	223	225	60-140	1	M1
1,3-Dichlorobenzene	ug/L	ND	200	200	225	228	112	114	60-140	1	
1,3-Dichloropropane	ug/L	ND	200	200	229	226	115	113	60-140	1	
1,4-Dichlorobenzene	ug/L	ND	200	200	231	227	115	113	60-140	2	
2,2-Dichloropropane	ug/L	ND	200	200	190	197	95	98	60-140	3	
2-Chlorotoluene	ug/L	ND	200	200	241	240	120	120	60-140	0	
4-Chlorotoluene	ug/L	ND	200	200	221	218	110	109	60-140	1	
Benzene	ug/L	465	200	200	709	703	122	119	60-140	1	
Bromobenzene	ug/L	ND	200	200	224	230	112	115	60-140	2	
Bromochloromethane	ug/L	ND	200	200	245	236	122	118	60-140	4	
Bromodichloromethane	ug/L	ND	200	200	207	205	104	103	60-140	1	
Bromoform	ug/L	ND	200	200	179	189	90	94	60-140	5	
Bromomethane	ug/L	ND	200	200	184	199	92	100	60-140	8	
Carbon tetrachloride	ug/L	ND	200	200	229	241	115	121	60-140	5	
Chlorobenzene	ug/L	ND	200	200	220	221	110	111	60-140	1	
Chloroethane	ug/L	ND	200	200	243	223	122	112	60-140	9	
Chloroform	ug/L	ND	200	200	226	216	113	108	60-140	4	
Chloromethane	ug/L	ND	200	200	197	180	99	90	60-140	9	
cis-1,2-Dichloroethene	ug/L	ND	200	200	231	219	116	109	60-140	6	
cis-1,3-Dichloropropene	ug/L	ND	200	200	231	229	116	115	60-140	1	
Dibromochloromethane	ug/L	ND	200	200	198	201	99	101	60-140	2	
Dibromomethane	ug/L	ND	200	200	226	225	113	113	60-140	0	
Dichlorodifluoromethane	ug/L	ND	200	200	202	200	101	100	60-140	1	
Diisopropyl ether	ug/L	5.4	200	200	225	219	110	107	60-140	3	
Ethylbenzene	ug/L	255	200	200	479	483	112	114	60-140	1	
Hexachloro-1,3-butadiene	ug/L	ND	200	200	204	217	102	108	60-140	6	
Isopropylbenzene (Cumene)	ug/L	29.5	200	200	252	254	111	112	60-140	1	
m&p-Xylene	ug/L	1160	400	400	1620	1620	115	113	60-140	0	
Methyl-tert-butyl ether	ug/L	ND	200	200	223	210	111	105	60-140	6	
Methylene Chloride	ug/L	ND	200	200	244	228	122	114	60-140	7	

Results presented on this page are in the units indicated by the "Units" column except where an alternate unit is presented to the right of the result.

REPORT OF LABORATORY ANALYSIS

This report shall not be reproduced, except in full,
without the written consent of Pace Analytical Services, LLC.

Pace Analytical Services, LLC
9800 Kincey Ave. Suite 100
Huntersville, NC 28078
(704)875-9092

QUALITY CONTROL DATA

Project: 2020-LI-2448
Pace Project No.: 92493881

MATRIX SPIKE & MATRIX SPIKE DUPLICATE: 2992124 2992125

Parameter	Units	92493140002 Result	MS Spike Conc.	MSD Spike Conc.	MS Result	MSD Result	MS % Rec	MSD % Rec	% Rec Limits	RPD	Qual
n-Butylbenzene	ug/L	ND	200	200	253	295	127	148	60-140	15	M1
n-Propylbenzene	ug/L	ND	200	200	290	292	145	146	60-140	1	M1
Naphthalene	ug/L	138	200	200	368	382	115	122	60-140	4	
o-Xylene	ug/L	560	200	200	775	778	108	109	60-140	0	
sec-Butylbenzene	ug/L	ND	200	200	240	236	120	118	60-140	2	
Styrene	ug/L	ND	200	200	232	230	116	115	60-140	1	
tert-Butylbenzene	ug/L	ND	200	200	203	202	101	101	60-140	0	
Tetrachloroethene	ug/L	ND	200	200	225	231	113	115	60-140	2	
Toluene	ug/L	1600	200	200	1820	1800	109	99	60-140	1	
trans-1,2-Dichloroethene	ug/L	ND	200	200	244	234	122	117	60-140	4	
trans-1,3-Dichloropropene	ug/L	ND	200	200	210	214	105	107	60-140	2	
Trichloroethene	ug/L	ND	200	200	255	245	128	123	60-140	4	
Trichlorofluoromethane	ug/L	ND	200	200	215	211	107	105	60-140	2	
Vinyl chloride	ug/L	ND	200	200	211	201	106	101	60-140	5	
1,2-Dichloroethane-d4 (S)	%						98	99	70-130		
4-Bromofluorobenzene (S)	%						99	99	70-130		
Toluene-d8 (S)	%						98	97	70-130		

Results presented on this page are in the units indicated by the "Units" column except where an alternate unit is presented to the right of the result.

REPORT OF LABORATORY ANALYSIS

This report shall not be reproduced, except in full,
without the written consent of Pace Analytical Services, LLC.

Pace Analytical Services, LLC
9800 Kincey Ave. Suite 100
Huntersville, NC 28078
(704)875-9092

QUALIFIERS

Project: 2020-LI-2448
Pace Project No.: 92493881

DEFINITIONS

DF - Dilution Factor, if reported, represents the factor applied to the reported data due to dilution of the sample aliquot.

ND - Not Detected at or above adjusted reporting limit.

TNTC - Too Numerous To Count

J - Estimated concentration above the adjusted method detection limit and below the adjusted reporting limit.

MDL - Adjusted Method Detection Limit.

PQL - Practical Quantitation Limit.

RL - Reporting Limit - The lowest concentration value that meets project requirements for quantitative data with known precision and bias for a specific analyte in a specific matrix.

S - Surrogate

1,2-Diphenylhydrazine decomposes to and cannot be separated from Azobenzene using Method 8270. The result for each analyte is a combined concentration.

Consistent with EPA guidelines, unrounded data are displayed and have been used to calculate % recovery and RPD values.

LCS(D) - Laboratory Control Sample (Duplicate)

MS(D) - Matrix Spike (Duplicate)

DUP - Sample Duplicate

RPD - Relative Percent Difference

NC - Not Calculable.

SG - Silica Gel - Clean-Up

U - Indicates the compound was analyzed for, but not detected.

Acid preservation may not be appropriate for 2 Chloroethylvinyl ether.

A separate vial preserved to a pH of 4-5 is recommended in SW846 Chapter 4 for the analysis of Acrolein and Acrylonitrile by EPA Method 8260.

N-Nitrosodiphenylamine decomposes and cannot be separated from Diphenylamine using Method 8270. The result reported for each analyte is a combined concentration.

Pace Analytical is TNI accredited. Contact your Pace PM for the current list of accredited analytes.

TNI - The NELAC Institute.

ANALYTE QUALIFIERS

M1 Matrix spike recovery exceeded QC limits. Batch accepted based on laboratory control sample (LCS) recovery.

This report shall not be reproduced, except in full,
without the written consent of Pace Analytical Services, LLC.

Pace Analytical Services, LLC
9800 Kincey Ave. Suite 100
Huntersville, NC 28078
(704)875-9092

QUALITY CONTROL DATA CROSS REFERENCE TABLE

Project: 2020-LI-2448
Pace Project No.: 92493881

Lab ID	Sample ID	QC Batch Method	QC Batch	Analytical Method	Analytical Batch
92493881001	**14226_HC_RD**	MADEPV	1538267	MADEP VPH	1538267
92493881001	**14226_HC_RD**	EPA 3010A	564487	EPA 6010D	564500
92493881001	**14226_HC_RD**	SM 6200B	564438		

This report shall not be reproduced, except in full,
without the written consent of Pace Analytical Services, LLC.

CHAIN-OF-CUSTODY Analytical Request Document

Pace Analytical®

Chain-of-Custody is a LEGAL DOCUMENT - Complete all relevent fields

LAB USE — WO# : 92493881

92493881

Company: Apex Companies	Billing Information:
Address:	
Report To: Andrew Street	Email To: Andrew.Street / Emily.Little
Copy To:	Site Collection Info/Address: 14226 H/C RD
Customer Project Name/Number: 2020-LI-2468	State: NC / County/City: Huntersville · Time Zone Collected: [ ] PT [ ] MT [ ] CT [✓] ET
Phone: / Email:	Site/Facility ID #:
Collected By (print): Matthew Fraidi	Purchase Order #: / Quote #:
Collected By (signature):	Turnaround Date Required: ASAP
Sample Disposal: [ ] Dispose as appropriate [ ] Return [ ] Archive: _____ [ ] Hold: _____	Rush: [✓] Same Day [ ] Next Day [ ] 2 Day [ ] 3 Day [ ] 4 Day [ ] 5 Day (Expedite Charges Apply)

Compliance Monitoring? [ ] Yes [ ] No

DW PWS ID #: / DW Location Code:

Immediately Packed on Ice: [✓] Yes [ ] No

Field Filtered (if applicable): [ ] Yes [ ] No

Analysis: _____

** Preservative Types: (1) nitric acid, (2) sulfuric acid, (3) hydrochloric acid, (4) sodium hydroxide, (5) zinc acetate, (6) methanol, (7) sodium bisulfate, (8) sodium thiosulfate, (9) hexane, (A) ascorbic acid, (B) ammonium sulfate, (C) ammonium hydroxide, (D) TSP, (U) Unpreserved, (O) Other _____

* Matrix Codes (Insert in Matrix box below): Drinking Water (DW), Ground Water (GW), Wastewater (WW), Product (P), Soil/Solid (SL), Oil (OL), Wipe (WP), Air (AR), Tissue (TS), Bioassay (B), Vapor (V), Other (OT)

Customer Sample ID	Matrix *	Comp / Grab	Collected (or Composite Start) Date	Collected (or Composite Start) Time	Composite End Date	Composite End Time	Res Cl	# of Ctns	Analyses: SM 6200 BVOCs	Lead	MADEP	Lab Sample # / Comments
14226 H/C RD	DW	G	0902	1838				8	x	x	x	92493881 001

Lab Profile/Line:

Lab Sample Receipt Checklist:

Custody Seals Present/Intact	Y N NA
Custody Signatures Present	Y N NA
Collector Signature Present	Y N NA
Bottles Intact	Y N NA
Correct Bottles	Y N NA
Sufficient Volume	Y N NA
Samples Received on Ice	Y N NA
VOA - Headspace Acceptable	Y N NA
USDA Regulated Soils	Y N NA
Samples in Holding Time	Y N NA
Residual Chlorine Present	Y N NA
Cl Strips: _____	
Sample pH Acceptable	Y N NA
pH Strips: _____	
Sulfide Present	Y N NA
Lead Acetate Strips: _____	

LAB USE ONLY:
Lab Sample # / Comments:

Customer Remarks / Special Conditions / Possible Hazards:

Type of Ice Used: Wet Blue Dry None

Packing Material Used: BUBBLE

Radchem sample(s) screened (<500 cpm): Y N NA

SHORT HOLDS PRESENT (<72 hours): Y N N/A

Lab Tracking #: 2539222

Samples received via: FEDEX UPS Client Courier Pace Courier

Lab Sample Temperature Info:
Temp Blank Received: Y N NA
Therm ID#: IR2106F
Cooler 1 Temp Upon Receipt: 5.9 oC
Cooler 1 Therm Corr. Factor: 0 oC
Cooler 1 Corrected Temp: 5.9 oC
Comments:

Trip Blank Received: Y N NA
HCL MeOH TSP Other

Relinquished by/Company: (Signature)	Date/Time:	Received by/Company: (Signature)	Date/Time:
Apex	090420 2000		9-3-20 1645
Relinquished by/Company: (Signature)	Date/Time: 9-3-20 1339	Received by/Company: (Signature) PACE HW	Date/Time: 09/3/20 1339
Relinquished by/Company: (Signature)	Date/Time:	Received by/Company: (Signature)	Date/Time:

MTJL LAB USE ONLY
Table #:
Acctnum:
Template:
Prelogin:
PM:
PB:

Non Conformance(s): YES / NO

Page: _____ of: _____

Pace Analytical®

CHAIN-OF-CUSTODY Analytical Request Document

Chain-of-Custody is a LEGAL DOCUMENT - Complete all relevent fields

LAB USE ONLY- Affix Workorder/Login Label Here or List Pace Workorder Number or MTJL Log-in Number Here

ALL SHADED AREAS are for LAB USE ONLY

Company: Apex Companies

Address:

Billing Information:

Report To: Andrew Street

Email To: Andrew Street / Emily Little

Copy To:

Site Collection Info/Address: 14226 H/C RD

Customer Project Name/Number: 2020-L1-2448

State: NC / County/City: Huntersville

Time Zone Collected: [ ] PT [ ] MT [ ] CT [✓] ET

Phone:
Email:

Site/Facility ID #:

Compliance Monitoring? [ ] Yes [ ] No

Collected By (print): Matthew Fraioli

Purchase Order #:
Quote #:

DW PWS ID #:
DW Location Code:

Collected By (signature): [signature]

Turnaround Date Required: ASAP

Immediately Packed on Ice: [✓] Yes [ ] No

Sample Disposal:
[ ] Dispose as appropriate [ ] Return
[ ] Archive: _____
[ ] Hold: _____

Rush: [✓] Same Day [ ] Next Day [ ] 2 Day [ ] 3 Day [ ] 4 Day [ ] 5 Day (Expedite Charges Apply)

Field Filtered (if applicable): [ ] Yes [ ] No

Analysis: _____

* Matrix Codes (Insert in Matrix box below): Drinking Water (DW), Ground Water (GW), Wastewater (WW), Product (P), Soil/Solid (SL), Oil (OL), Wipe (WP), Air (AR), Tissue (TS), Bioassay (B), Vapor (V), Other (OT)

Container Preservative Type **

Lab Project Manager:

** Preservative Types: (1) nitric acid, (2) sulfuric acid, (3) hydrochloric acid, (4) sodium hydroxide, (5) zinc acetate, (6) methanol, (7) sodium bisulfate, (8) sodium thiosulfate, (9) hexane, (A) ascorbic acid, (B) ammonium sulfate, (C) ammonium hydroxide, (D) TSP, (U) Unpreserved, (O) Other _____

Analyses

Customer Sample ID	Matrix *	Comp / Grab	Collected (or Composite Start) Date	Collected (or Composite Start) Time	Composite End Date	Composite End Time	Res Cl	# of Ctns	SM 6200 BVOCs	Lead	MADEP							
14226 H/C RD	DW	G	09/02	1838				8	x	x	x							

Lab Profile/Line:

Lab Sample Receipt Checklist:

Custody Seals Present/Intact	Y N NA
Custody Signatures Present	Y N NA
Collector Signature Present	Y N NA
Bottles Intact	Y N NA
Correct Bottles	Y N NA
Sufficient Volume	Y N NA
Samples Received on Ice	Y N NA
VOA - Headspace Acceptable	Y N NA
USDA Regulated Soils	Y N NA
Samples in Holding Time	Y N NA
Residual Chlorine Present	Y N NA
Cl Strips: _____	
Sample pH Acceptable	Y N NA
pH Strips: _____	
Sulfide Present	Y N NA
Lead Acetate Strips: _____	

LAB USE ONLY:
Lab Sample # / Comments:

92493881

001

Customer Remarks / Special Conditions / Possible Hazards:

Type of Ice Used: Wet Blue Dry None

Packing Material Used: BBA9

Radchem sample(s) screened (<500 cpm): Y N NA

SHORT HOLDS PRESENT (<72 hours): Y N N/A

Lab Tracking #: 2539222

Samples received via: FEDEX UPS Client Courier Pace Courier

Lab Sample Temperature Info:
Temp Blank Received: Y N NA
Therm ID#: 0470604
Cooler 1 Temp Upon Receipt: 5.9 oC
Cooler 1 Therm Corr. Factor: 0 oC
Cooler 1 Corrected Temp: 5.9 oC
Comments:

Relinquished by/Company: (Signature)	Date/Time:	Received by/Company: (Signature)	Date/Time:
[signature] / Apex	2000 09/02/20	[signature]	9-3-20 6:45
[signature]	9-3-20 1339	[signature]	9-3-20 1339

MTJL LAB USE ONLY
Table #:
Acctnum:
Template:
Prelogin:
PM:
PB:

Trip Blank Received: Y N NA
HCL MeOH TSP Other

Non Conformance(s): YES / NO

Page: _____ of: _____

***Check mark top half of box if pH and/or dechlorination is verified and within the acceptance range for preservation samples.**

Exceptions: VOA, Coliform, TOC, Oil and Grease, DRO/8015 (water) DOC, LLHg

****Bottom half of box is to list number of bottle**

Project # **WO# : 92493881**

PM: AMB Due Date: 09/04/20

CLIENT: 92-APEX MOOR

Item#	BP4U-125 mL Plastic Unpreserved (N/A) (Cl-)	BP3U-250 mL Plastic Unpreserved (N/A)	BP2U-500 mL Plastic Unpreserved (N/A)	BP1U-1 liter Plastic Unpreserved (N/A)	BP4S-125 mL Plastic H2SO4 (pH < 2) (Cl-)	BP3N-250 mL plastic HNO3 (pH < 2)	BP4Z-125 mL Plastic ZN Acetate & NaOH (>9)	BP4C-125 mL Plastic NaOH (pH > 12) (Cl-)	WGFU-Wide-mouthed Glass jar Unpreserved	AG1U-1 liter Amber Unpreserved (N/A) (Cl-)	AG1H-1 liter Amber HCl (pH < 2)	AG3U-250 mL Amber Unpreserved (N/A) (Cl-)	AG1S-1 liter Amber H2SO4 (pH < 2)	AG3S-250 mL Amber H2SO4 (pH < 2)	AG3A(DG3A)-250 mL Amber NH4Cl (N/A)(Cl-)	DG9H-40 mL VOA HCl (N/A)	VG9T-40 mL VOA Na2S2O3 (N/A)	VG9U-40 mL VOA Unp (N/A)	DG9P-40 mL VOA H3PO4 (N/A)	VOAK (6 vials per kit)-5035 kit (N/A)	V/GK (3 vials per kit)-VPH/Gas kit (N/A)	SP5T-125 mL Sterile Plastic (N/A – lab)	SP2T-250 mL Sterile Plastic (N/A – lab)		BP3A-250 mL Plastic (NH2)2SO4 (9.3-9.7)	AG0U-100 mL Amber Unpreserved vials (N/A)	VSGU-20 mL Scintillation vials (N/A)	DG9U-40 mL Amber Unpreserved vials (N/A)
1																												
2																												
3																												
4																												
5																												
6																												
7																												
8																												
9																												
10																												
11																												
12																												

pH Adjustment Log for Preserved Samples

Sample ID	Type of Preservative	pH upon receipt	Date preservation adjusted	Time preservation adjusted	Amount of Preservative added	Lot #

Note: Whenever there is a discrepancy affecting North Carolina compliance samples, a copy of this form will be sent to the North Carolina DEHNR Certification Office (i.e. Out of hold, incorrect preservative, out of temp, incorrect containers.

Pace Analytical Services, LLC
9800 Kincey Ave. Suite 100
Huntersville, NC 28078
(704)875-9092

September 05, 2020

Andrew Street
Apex Companies - NC
5900 Northwoods Business Pkwy
Suite 5900-0
Charlotte, NC 28269

RE: Project: 2020-LI-2448
Pace Project No.: 92493886

Dear Andrew Street:

Enclosed are the analytical results for sample(s) received by the laboratory on September 03, 2020. The results relate only to the samples included in this report. Results reported herein conform to the applicable TNI/NELAC Standards and the laboratory's Quality Manual, where applicable, unless otherwise noted in the body of the report.

The test results provided in this final report were generated by each of the following laboratories within the Pace Network:

- Pace National - Mt. Juliet
- Pace Analytical Services - Asheville
- Pace Analytical Services - Charlotte

If you have any questions concerning this report, please feel free to contact me.

Sincerely,

Angela M. Baioni

Angela Baioni
angela.baioni@pacelabs.com
(704)875-9092
Project Manager

Enclosures

cc: J Culbreath, Colonial Pipeline Company
Robert Hughes, Colonial Pipeline
Margaret King, APEX Companies, LLC
Emily Little, Apex Companies
Jeff Morrison, Colonial Pipeline Company
Tom Naumann, APEX Companies - NC
Joe Nicolette, Montrose-EPS
Christopher Schultz, Apex Companies
J Tate, Colonial Pipeline Company
Alex Testoff, Montrose-EPS
Michael Verdon, Colonial Pipeline Company
JM Wyatt, Colonial Pipeline Company

REPORT OF LABORATORY ANALYSIS

This report shall not be reproduced, except in full,
without the written consent of Pace Analytical Services, LLC.

Pace Analytical Services, LLC
9800 Kincey Ave. Suite 100
Huntersville, NC 28078
(704)875-9092

CERTIFICATIONS

Project: 2020-LI-2448
Pace Project No.: 92493886

Pace Analytical Services National
12065 Lebanon Road, Mt. Juliet, TN 37122
Alabama Certification #: 40660
Alaska Certification 17-026
Arizona Certification #: AZ0612
Arkansas Certification #: 88-0469
California Certification #: 2932
Canada Certification #: 1461.01
Colorado Certification #: TN00003
Connecticut Certification #: PH-0197
DOD Certification: #1461.01
EPA# TN00003
Florida Certification #: E87487
Georgia DW Certification #: 923
Georgia Certification: NELAP
Idaho Certification #: TN00003
Illinois Certification #: 200008
Indiana Certification #: C-TN-01
Iowa Certification #: 364
Kansas Certification #: E-10277
Kentucky UST Certification #: 16
Kentucky Certification #: 90010
Louisiana Certification #: AI30792
Louisiana DW Certification #: LA180010
Maine Certification #: TN0002
Maryland Certification #: 324
Massachusetts Certification #: M-TN003
Michigan Certification #: 9958
Minnesota Certification #: 047-999-395
Mississippi Certification #: TN00003
Missouri Certification #: 340
Montana Certification #: CERT0086
Nebraska Certification #: NE-OS-15-05
Nevada Certification #: TN-03-2002-34
New Hampshire Certification #: 2975
New Jersey Certification #: TN002
New Mexico DW Certification
New York Certification #: 11742
North Carolina Aquatic Toxicity Certification #: 41
North Carolina Drinking Water Certification #: 21704
North Carolina Environmental Certificate #: 375
North Dakota Certification #: R-140
Ohio VAP Certification #: CL0069
Oklahoma Certification #: 9915
Oregon Certification #: TN200002
Pennsylvania Certification #: 68-02979
Rhode Island Certification #: LAO00356
South Carolina Certification #: 84004
South Dakota Certification
Tennessee DW/Chem/Micro Certification #: 2006
Texas Certification #: T 104704245-17-14
Texas Mold Certification #: LAB0152
USDA Soil Permit #: P330-15-00234
Utah Certification #: TN00003
Virginia Certification #: VT2006
Vermont Dept. of Health: ID# VT-2006
Virginia Certification #: 460132
Washington Certification #: C847
West Virginia Certification #: 233
Wisconsin Certification #: 9980939910
Wyoming UST Certification #: via A2LA 2926.01
A2LA-ISO 17025 Certification #: 1461.01
A2LA-ISO 17025 Certification #: 1461.02
AIHA-LAP/LLC EMLAP Certification #:100789

Pace Analytical Services Charlotte
9800 Kincey Ave. Ste 100, Huntersville, NC 28078
Louisiana/NELAP Certification # LA170028
North Carolina Drinking Water Certification #: 37706
North Carolina Field Services Certification #: 5342
North Carolina Wastewater Certification #: 12
South Carolina Certification #: 99006001
Florida/NELAP Certification #: E87627
Kentucky UST Certification #: 84
Virginia/VELAP Certification #: 460221

Pace Analytical Services Asheville
2225 Riverside Drive, Asheville, NC 28804
Florida/NELAP Certification #: E87648
Massachusetts Certification #: M-NC030
North Carolina Drinking Water Certification #: 37712
North Carolina Wastewater Certification #: 40
South Carolina Certification #: 99030001
Virginia/VELAP Certification #: 460222

REPORT OF LABORATORY ANALYSIS

This report shall not be reproduced, except in full,
without the written consent of Pace Analytical Services, LLC.

Pace Analytical Services, LLC
9800 Kincey Ave. Suite 100
Huntersville, NC 28078
(704)875-9092

SAMPLE ANALYTE COUNT

Project: 2020-LI-2448
Pace Project No.: 92493886

Lab ID	Sample ID	Method	Analysts	Analytes Reported	Laboratory
92493886001	**14015_AC_RD**	MADEP VPH	ADM	6	PAN
		EPA 6010D	SH1	1	PASI-A
		SM 6200B	SAS	63	PASI-C

PAN = Pace National - Mt. Juliet
PASI-A = Pace Analytical Services - Asheville
PASI-C = Pace Analytical Services - Charlotte

This report shall not be reproduced, except in full,
without the written consent of Pace Analytical Services, LLC.

Pace Analytical Services, LLC
9800 Kincey Ave. Suite 100
Huntersville, NC 28078
(704)875-9092

ANALYTICAL RESULTS

Project: 2020-LI-2448
Pace Project No.: 92493886

Sample: 14015_AC_RD **Lab ID: 92493886001** Collected: 09/02/20 16:03 Received: 09/03/20 06:45 Matrix: Water

Parameters	Results	Units	Report Limit	DF	Prepared	Analyzed	CAS No.	Qual
MADEPV	Analytical Method: MADEP VPH Preparation Method: MADEPV Pace National - Mt. Juliet							
Aliphatic (C05-C08)	ND	ug/L	100	1	09/04/20 16:55	09/04/20 16:55		
Aliphatic (C09-C12)	ND	ug/L	100	1	09/04/20 16:55	09/04/20 16:55		
Aromatic (C09-C10),Unadjusted	ND	ug/L	100	1	09/04/20 16:55	09/04/20 16:55	TPHC9C10A	
Total VPH	ND	ug/L	100	1	09/04/20 16:55	09/04/20 16:55	VPH	
Surrogates								
2,5-Dibromotoluene (FID)	89.4	%	70.0-130	1	09/04/20 16:55	09/04/20 16:55	615-59-8FID	
2,5-Dibromotoluene (PID)	98.4	%	70.0-130	1	09/04/20 16:55	09/04/20 16:55	615-59-8PID	
6010 MET ICP	Analytical Method: EPA 6010D Preparation Method: EPA 3010A Pace Analytical Services - Asheville							
Lead	ND	ug/L	5.0	1	09/04/20 01:43	09/04/20 09:31	7439-92-1	
6200B MSV	Analytical Method: SM 6200B Pace Analytical Services - Charlotte							
Benzene	ND	ug/L	0.50	1		09/04/20 07:18	71-43-2	
Bromobenzene	ND	ug/L	0.50	1		09/04/20 07:18	108-86-1	
Bromochloromethane	ND	ug/L	0.50	1		09/04/20 07:18	74-97-5	
Bromodichloromethane	ND	ug/L	0.50	1		09/04/20 07:18	75-27-4	
Bromoform	ND	ug/L	0.50	1		09/04/20 07:18	75-25-2	
Bromomethane	ND	ug/L	5.0	1		09/04/20 07:18	74-83-9	
n-Butylbenzene	ND	ug/L	0.50	1		09/04/20 07:18	104-51-8	
sec-Butylbenzene	ND	ug/L	0.50	1		09/04/20 07:18	135-98-8	
tert-Butylbenzene	ND	ug/L	0.50	1		09/04/20 07:18	98-06-6	
Carbon tetrachloride	ND	ug/L	0.50	1		09/04/20 07:18	56-23-5	
Chlorobenzene	ND	ug/L	0.50	1		09/04/20 07:18	108-90-7	
Chloroethane	ND	ug/L	1.0	1		09/04/20 07:18	75-00-3	
Chloroform	**4.4**	ug/L	0.50	1		09/04/20 07:18	67-66-3	
Chloromethane	ND	ug/L	1.0	1		09/04/20 07:18	74-87-3	
2-Chlorotoluene	ND	ug/L	0.50	1		09/04/20 07:18	95-49-8	
4-Chlorotoluene	ND	ug/L	0.50	1		09/04/20 07:18	106-43-4	
1,2-Dibromo-3-chloropropane	ND	ug/L	1.0	1		09/04/20 07:18	96-12-8	
Dibromochloromethane	ND	ug/L	0.50	1		09/04/20 07:18	124-48-1	
1,2-Dibromoethane (EDB)	ND	ug/L	0.50	1		09/04/20 07:18	106-93-4	
Dibromomethane	ND	ug/L	0.50	1		09/04/20 07:18	74-95-3	
1,2-Dichlorobenzene	ND	ug/L	0.50	1		09/04/20 07:18	95-50-1	
1,3-Dichlorobenzene	ND	ug/L	0.50	1		09/04/20 07:18	541-73-1	
1,4-Dichlorobenzene	ND	ug/L	0.50	1		09/04/20 07:18	106-46-7	
Dichlorodifluoromethane	ND	ug/L	0.50	1		09/04/20 07:18	75-71-8	
1,1-Dichloroethane	ND	ug/L	0.50	1		09/04/20 07:18	75-34-3	
1,2-Dichloroethane	ND	ug/L	0.50	1		09/04/20 07:18	107-06-2	
1,1-Dichloroethene	ND	ug/L	0.50	1		09/04/20 07:18	75-35-4	
cis-1,2-Dichloroethene	ND	ug/L	0.50	1		09/04/20 07:18	156-59-2	
trans-1,2-Dichloroethene	ND	ug/L	0.50	1		09/04/20 07:18	156-60-5	
1,2-Dichloropropane	ND	ug/L	0.50	1		09/04/20 07:18	78-87-5	
1,3-Dichloropropane	ND	ug/L	0.50	1		09/04/20 07:18	142-28-9	
2,2-Dichloropropane	ND	ug/L	0.50	1		09/04/20 07:18	594-20-7	

REPORT OF LABORATORY ANALYSIS

This report shall not be reproduced, except in full,
without the written consent of Pace Analytical Services, LLC.

Pace Analytical Services, LLC
9800 Kincey Ave. Suite 100
Huntersville, NC 28078
(704)875-9092

ANALYTICAL RESULTS

Project: 2020-LI-2448
Pace Project No.: 92493886

Sample: 14015_AC_RD **Lab ID: 92493886001** Collected: 09/02/20 16:03 Received: 09/03/20 06:45 Matrix: Water

Parameters	Results	Units	Report Limit	DF	Prepared	Analyzed	CAS No.	Qual
6200B MSV	Analytical Method: SM 6200B Pace Analytical Services - Charlotte							
1,1-Dichloropropene	ND	ug/L	0.50	1		09/04/20 07:18	563-58-6	
cis-1,3-Dichloropropene	ND	ug/L	0.50	1		09/04/20 07:18	10061-01-5	
trans-1,3-Dichloropropene	ND	ug/L	0.50	1		09/04/20 07:18	10061-02-6	
Diisopropyl ether	ND	ug/L	0.50	1		09/04/20 07:18	108-20-3	
Ethylbenzene	ND	ug/L	0.50	1		09/04/20 07:18	100-41-4	
Hexachloro-1,3-butadiene	ND	ug/L	2.0	1		09/04/20 07:18	87-68-3	
Isopropylbenzene (Cumene)	ND	ug/L	0.50	1		09/04/20 07:18	98-82-8	
Methylene Chloride	ND	ug/L	2.0	1		09/04/20 07:18	75-09-2	
Methyl-tert-butyl ether	ND	ug/L	0.50	1		09/04/20 07:18	1634-04-4	
Naphthalene	ND	ug/L	2.0	1		09/04/20 07:18	91-20-3	
n-Propylbenzene	ND	ug/L	0.50	1		09/04/20 07:18	103-65-1	
Styrene	ND	ug/L	0.50	1		09/04/20 07:18	100-42-5	
1,1,1,2-Tetrachloroethane	ND	ug/L	0.50	1		09/04/20 07:18	630-20-6	
1,1,2,2-Tetrachloroethane	ND	ug/L	0.50	1		09/04/20 07:18	79-34-5	
Tetrachloroethene	ND	ug/L	0.50	1		09/04/20 07:18	127-18-4	
Toluene	ND	ug/L	0.50	1		09/04/20 07:18	108-88-3	
1,2,3-Trichlorobenzene	ND	ug/L	2.0	1		09/04/20 07:18	87-61-6	
1,2,4-Trichlorobenzene	ND	ug/L	2.0	1		09/04/20 07:18	120-82-1	
1,1,1-Trichloroethane	ND	ug/L	0.50	1		09/04/20 07:18	71-55-6	
1,1,2-Trichloroethane	ND	ug/L	0.50	1		09/04/20 07:18	79-00-5	
Trichloroethene	ND	ug/L	0.50	1		09/04/20 07:18	79-01-6	
Trichlorofluoromethane	ND	ug/L	1.0	1		09/04/20 07:18	75-69-4	
1,2,3-Trichloropropane	ND	ug/L	0.50	1		09/04/20 07:18	96-18-4	
1,2,4-Trimethylbenzene	ND	ug/L	0.50	1		09/04/20 07:18	95-63-6	
1,3,5-Trimethylbenzene	ND	ug/L	0.50	1		09/04/20 07:18	108-67-8	
Vinyl chloride	ND	ug/L	1.0	1		09/04/20 07:18	75-01-4	
m&p-Xylene	ND	ug/L	1.0	1		09/04/20 07:18	179601-23-1	
o-Xylene	ND	ug/L	0.50	1		09/04/20 07:18	95-47-6	
Surrogates								
1,2-Dichloroethane-d4 (S)	100	%	70-130	1		09/04/20 07:18	17060-07-0	
4-Bromofluorobenzene (S)	102	%	70-130	1		09/04/20 07:18	460-00-4	
Toluene-d8 (S)	102	%	70-130	1		09/04/20 07:18	2037-26-5	

REPORT OF LABORATORY ANALYSIS

This report shall not be reproduced, except in full,
without the written consent of Pace Analytical Services, LLC.

Pace Analytical Services, LLC
9800 Kincey Ave. Suite 100
Huntersville, NC 28078
(704)875-9092

QUALITY CONTROL DATA

Project: 2020-LI-2448
Pace Project No.: 92493886

QC Batch: 1538267
QC Batch Method: MADEPV
Analysis Method: MADEP VPH
Analysis Description: MADEPV
Laboratory: Pace National - Mt. Juliet

Associated Lab Samples: 92493886001

METHOD BLANK: R3567577-2 Matrix: Water
Associated Lab Samples: 92493886001

Parameter	Units	Blank Result	Reporting Limit	Analyzed	Qualifiers
Aliphatic (C05-C08)	ug/L	ND	100	09/04/20 13:04	
Aliphatic (C09-C12)	ug/L	ND	100	09/04/20 13:04	
Aromatic (C09-C10),Unadjusted	ug/L	ND	100	09/04/20 13:04	
Total VPH	ug/L	ND	100	09/04/20 13:04	
2,5-Dibromotoluene (FID)	%	84	70.0-130	09/04/20 13:04	
2,5-Dibromotoluene (PID)	%	93.9	70.0-130	09/04/20 13:04	

LABORATORY CONTROL SAMPLE & LCSD: R3567577-1 R3567577-3

Parameter	Units	Spike Conc.	LCS Result	LCSD Result	LCS % Rec	LCSD % Rec	% Rec Limits	RPD	Max RPD	Qualifiers
Aliphatic (C05-C08)	ug/L	1200	1310	1220	109	102	70.0-130	7.11	25	
Aliphatic (C09-C12)	ug/L	1400	1290	1320	92.1	94.3	70.0-130	2.30	25	
Aromatic (C09-C10),Unadjusted	ug/L	200	258	240	129	120	70.0-130	7.23	25	
Total VPH	ug/L	2800	2860	2780	102	99.3	70.0-130	2.84	25	
2,5-Dibromotoluene (FID)	%				95.9	94.2	70.0-130			
2,5-Dibromotoluene (PID)	%				106	110	70.0-130			

Results presented on this page are in the units indicated by the "Units" column except where an alternate unit is presented to the right of the result.

REPORT OF LABORATORY ANALYSIS

This report shall not be reproduced, except in full,
without the written consent of Pace Analytical Services, LLC.

Pace Analytical Services, LLC
9800 Kincey Ave. Suite 100
Huntersville, NC 28078
(704)875-9092

QUALITY CONTROL DATA

Project: 2020-LI-2448
Pace Project No.: 92493886

QC Batch: 564487
QC Batch Method: EPA 3010A
Analysis Method: EPA 6010D
Analysis Description: 6010 MET
Laboratory: Pace Analytical Services - Asheville

Associated Lab Samples: 92493886001

METHOD BLANK: 2992317 Matrix: Water
Associated Lab Samples: 92493886001

Parameter	Units	Blank Result	Reporting Limit	Analyzed	Qualifiers
Lead	ug/L	ND	5.0	09/04/20 08:54	

LABORATORY CONTROL SAMPLE: 2992318

Parameter	Units	Spike Conc.	LCS Result	LCS % Rec	% Rec Limits	Qualifiers
Lead	ug/L	500	508	102	80-120	

MATRIX SPIKE & MATRIX SPIKE DUPLICATE: 2992319 2992320

Parameter	Units	92493878001 Result	MS Spike Conc.	MSD Spike Conc.	MS Result	MSD Result	MS % Rec	MSD % Rec	% Rec Limits	RPD	Qual
Lead	ug/L	11.6	500	500	528	542	103	106	75-125	3	

Results presented on this page are in the units indicated by the "Units" column except where an alternate unit is presented to the right of the result.

REPORT OF LABORATORY ANALYSIS

This report shall not be reproduced, except in full,
without the written consent of Pace Analytical Services, LLC.

Pace Analytical Services, LLC
9800 Kincey Ave. Suite 100
Huntersville, NC 28078
(704)875-9092

QUALITY CONTROL DATA

Project: 2020-LI-2448
Pace Project No.: 92493886

QC Batch: 564438
QC Batch Method: SM 6200B
Analysis Method: SM 6200B
Analysis Description: 6200B MSV
Laboratory: Pace Analytical Services - Charlotte

Associated Lab Samples: 92493886001

METHOD BLANK: 2992122 Matrix: Water
Associated Lab Samples: 92493886001

Parameter	Units	Blank Result	Reporting Limit	Analyzed	Qualifiers
1,1,1,2-Tetrachloroethane	ug/L	ND	0.50	09/04/20 01:23	
1,1,1-Trichloroethane	ug/L	ND	0.50	09/04/20 01:23	
1,1,2,2-Tetrachloroethane	ug/L	ND	0.50	09/04/20 01:23	
1,1,2-Trichloroethane	ug/L	ND	0.50	09/04/20 01:23	
1,1-Dichloroethane	ug/L	ND	0.50	09/04/20 01:23	
1,1-Dichloroethene	ug/L	ND	0.50	09/04/20 01:23	
1,1-Dichloropropene	ug/L	ND	0.50	09/04/20 01:23	
1,2,3-Trichlorobenzene	ug/L	ND	2.0	09/04/20 01:23	
1,2,3-Trichloropropane	ug/L	ND	0.50	09/04/20 01:23	
1,2,4-Trichlorobenzene	ug/L	ND	2.0	09/04/20 01:23	
1,2,4-Trimethylbenzene	ug/L	ND	0.50	09/04/20 01:23	
1,2-Dibromo-3-chloropropane	ug/L	ND	1.0	09/04/20 01:23	
1,2-Dibromoethane (EDB)	ug/L	ND	0.50	09/04/20 01:23	
1,2-Dichlorobenzene	ug/L	ND	0.50	09/04/20 01:23	
1,2-Dichloroethane	ug/L	ND	0.50	09/04/20 01:23	
1,2-Dichloropropane	ug/L	ND	0.50	09/04/20 01:23	
1,3,5-Trimethylbenzene	ug/L	ND	0.50	09/04/20 01:23	
1,3-Dichlorobenzene	ug/L	ND	0.50	09/04/20 01:23	
1,3-Dichloropropane	ug/L	ND	0.50	09/04/20 01:23	
1,4-Dichlorobenzene	ug/L	ND	0.50	09/04/20 01:23	
2,2-Dichloropropane	ug/L	ND	0.50	09/04/20 01:23	
2-Chlorotoluene	ug/L	ND	0.50	09/04/20 01:23	
4-Chlorotoluene	ug/L	ND	0.50	09/04/20 01:23	
Benzene	ug/L	ND	0.50	09/04/20 01:23	
Bromobenzene	ug/L	ND	0.50	09/04/20 01:23	
Bromochloromethane	ug/L	ND	0.50	09/04/20 01:23	
Bromodichloromethane	ug/L	ND	0.50	09/04/20 01:23	
Bromoform	ug/L	ND	0.50	09/04/20 01:23	
Bromomethane	ug/L	ND	5.0	09/04/20 01:23	
Carbon tetrachloride	ug/L	ND	0.50	09/04/20 01:23	
Chlorobenzene	ug/L	ND	0.50	09/04/20 01:23	
Chloroethane	ug/L	ND	1.0	09/04/20 01:23	
Chloroform	ug/L	ND	0.50	09/04/20 01:23	
Chloromethane	ug/L	ND	1.0	09/04/20 01:23	
cis-1,2-Dichloroethene	ug/L	ND	0.50	09/04/20 01:23	
cis-1,3-Dichloropropene	ug/L	ND	0.50	09/04/20 01:23	
Dibromochloromethane	ug/L	ND	0.50	09/04/20 01:23	
Dibromomethane	ug/L	ND	0.50	09/04/20 01:23	
Dichlorodifluoromethane	ug/L	ND	0.50	09/04/20 01:23	
Diisopropyl ether	ug/L	ND	0.50	09/04/20 01:23	

Results presented on this page are in the units indicated by the "Units" column except where an alternate unit is presented to the right of the result.

REPORT OF LABORATORY ANALYSIS

This report shall not be reproduced, except in full,
without the written consent of Pace Analytical Services, LLC.

Pace Analytical Services, LLC
9800 Kincey Ave. Suite 100
Huntersville, NC 28078
(704)875-9092

QUALITY CONTROL DATA

Project: 2020-LI-2448
Pace Project No.: 92493886

METHOD BLANK: 2992122 Matrix: Water
Associated Lab Samples: 92493886001

Parameter	Units	Blank Result	Reporting Limit	Analyzed	Qualifiers
Ethylbenzene	ug/L	ND	0.50	09/04/20 01:23	
Hexachloro-1,3-butadiene	ug/L	ND	2.0	09/04/20 01:23	
Isopropylbenzene (Cumene)	ug/L	ND	0.50	09/04/20 01:23	
m&p-Xylene	ug/L	ND	1.0	09/04/20 01:23	
Methyl-tert-butyl ether	ug/L	ND	0.50	09/04/20 01:23	
Methylene Chloride	ug/L	ND	2.0	09/04/20 01:23	
n-Butylbenzene	ug/L	ND	0.50	09/04/20 01:23	
n-Propylbenzene	ug/L	ND	0.50	09/04/20 01:23	
Naphthalene	ug/L	ND	2.0	09/04/20 01:23	
o-Xylene	ug/L	ND	0.50	09/04/20 01:23	
sec-Butylbenzene	ug/L	ND	0.50	09/04/20 01:23	
Styrene	ug/L	ND	0.50	09/04/20 01:23	
tert-Butylbenzene	ug/L	ND	0.50	09/04/20 01:23	
Tetrachloroethene	ug/L	ND	0.50	09/04/20 01:23	
Toluene	ug/L	ND	0.50	09/04/20 01:23	
trans-1,2-Dichloroethene	ug/L	ND	0.50	09/04/20 01:23	
trans-1,3-Dichloropropene	ug/L	ND	0.50	09/04/20 01:23	
Trichloroethene	ug/L	ND	0.50	09/04/20 01:23	
Trichlorofluoromethane	ug/L	ND	1.0	09/04/20 01:23	
Vinyl chloride	ug/L	ND	1.0	09/04/20 01:23	
1,2-Dichloroethane-d4 (S)	%	105	70-130	09/04/20 01:23	
4-Bromofluorobenzene (S)	%	100	70-130	09/04/20 01:23	
Toluene-d8 (S)	%	103	70-130	09/04/20 01:23	

LABORATORY CONTROL SAMPLE: 2992123

Parameter	Units	Spike Conc.	LCS Result	LCS % Rec	% Rec Limits	Qualifiers
1,1,1,2-Tetrachloroethane	ug/L	50	57.1	114	60-140	
1,1,1-Trichloroethane	ug/L	50	54.9	110	60-140	
1,1,2,2-Tetrachloroethane	ug/L	50	51.6	103	60-140	
1,1,2-Trichloroethane	ug/L	50	53.8	108	60-140	
1,1-Dichloroethane	ug/L	50	48.9	98	60-140	
1,1-Dichloroethene	ug/L	50	49.2	98	60-140	
1,1-Dichloropropene	ug/L	50	51.7	103	60-140	
1,2,3-Trichlorobenzene	ug/L	50	54.2	108	60-140	
1,2,3-Trichloropropane	ug/L	50	53.9	108	60-140	
1,2,4-Trichlorobenzene	ug/L	50	55.2	110	60-140	
1,2,4-Trimethylbenzene	ug/L	50	50.9	102	60-140	
1,2-Dibromo-3-chloropropane	ug/L	50	50.7	101	60-140	
1,2-Dibromoethane (EDB)	ug/L	50	55.1	110	60-140	
1,2-Dichlorobenzene	ug/L	50	51.1	102	60-140	
1,2-Dichloroethane	ug/L	50	45.0	90	60-140	
1,2-Dichloropropane	ug/L	50	52.0	104	60-140	
1,3,5-Trimethylbenzene	ug/L	50	51.3	103	60-140	

Results presented on this page are in the units indicated by the "Units" column except where an alternate unit is presented to the right of the result.

REPORT OF LABORATORY ANALYSIS

This report shall not be reproduced, except in full,
without the written consent of Pace Analytical Services, LLC.

Pace Analytical Services, LLC
9800 Kincey Ave. Suite 100
Huntersville, NC 28078
(704)875-9092

QUALITY CONTROL DATA

Project: 2020-LI-2448
Pace Project No.: 92493886

LABORATORY CONTROL SAMPLE: 2992123

Parameter	Units	Spike Conc.	LCS Result	LCS % Rec	% Rec Limits	Qualifiers
1,3-Dichlorobenzene	ug/L	50	51.9	104	60-140	
1,3-Dichloropropane	ug/L	50	53.6	107	60-140	
1,4-Dichlorobenzene	ug/L	50	50.5	101	60-140	
2,2-Dichloropropane	ug/L	50	50.2	100	60-140	
2-Chlorotoluene	ug/L	50	51.7	103	60-140	
4-Chlorotoluene	ug/L	50	48.7	97	60-140	
Benzene	ug/L	50	49.6	99	60-140	
Bromobenzene	ug/L	50	51.6	103	60-140	
Bromochloromethane	ug/L	50	51.2	102	60-140	
Bromodichloromethane	ug/L	50	49.4	99	60-140	
Bromoform	ug/L	50	45.5	91	60-140	
Bromomethane	ug/L	50	61.7	123	60-140	
Carbon tetrachloride	ug/L	50	56.1	112	60-140	
Chlorobenzene	ug/L	50	49.9	100	60-140	
Chloroethane	ug/L	50	44.1	88	60-140	
Chloroform	ug/L	50	47.6	95	60-140	
Chloromethane	ug/L	50	42.0	84	60-140	
cis-1,2-Dichloroethene	ug/L	50	47.9	96	60-140	
cis-1,3-Dichloropropene	ug/L	50	57.7	115	60-140	
Dibromochloromethane	ug/L	50	48.8	98	60-140	
Dibromomethane	ug/L	50	53.1	106	60-140	
Dichlorodifluoromethane	ug/L	50	41.5	83	60-140	
Diisopropyl ether	ug/L	50	48.4	97	60-140	
Ethylbenzene	ug/L	50	48.3	97	60-140	
Hexachloro-1,3-butadiene	ug/L	50	54.4	109	60-140	
Isopropylbenzene (Cumene)	ug/L	50	50.0	100	60-140	
m&p-Xylene	ug/L	100	98.5	99	60-140	
Methyl-tert-butyl ether	ug/L	50	51.4	103	60-140	
Methylene Chloride	ug/L	50	48.8	98	60-140	
n-Butylbenzene	ug/L	50	51.4	103	60-140	
n-Propylbenzene	ug/L	50	49.7	99	60-140	
Naphthalene	ug/L	50	54.1	108	60-140	
o-Xylene	ug/L	50	48.9	98	60-140	
sec-Butylbenzene	ug/L	50	50.3	101	60-140	
Styrene	ug/L	50	51.2	102	60-140	
tert-Butylbenzene	ug/L	50	44.4	89	60-140	
Tetrachloroethene	ug/L	50	49.7	99	60-140	
Toluene	ug/L	50	48.0	96	60-140	
trans-1,2-Dichloroethene	ug/L	50	50.4	101	60-140	
trans-1,3-Dichloropropene	ug/L	50	55.9	112	60-140	
Trichloroethene	ug/L	50	54.8	110	60-140	
Trichlorofluoromethane	ug/L	50	44.3	89	60-140	
Vinyl chloride	ug/L	50	44.1	88	60-140	
1,2-Dichloroethane-d4 (S)	%			97	70-130	
4-Bromofluorobenzene (S)	%			100	70-130	
Toluene-d8 (S)	%			99	70-130	

Results presented on this page are in the units indicated by the "Units" column except where an alternate unit is presented to the right of the result.

REPORT OF LABORATORY ANALYSIS

This report shall not be reproduced, except in full,
without the written consent of Pace Analytical Services, LLC.

Pace Analytical Services, LLC
9800 Kincey Ave. Suite 100
Huntersville, NC 28078
(704)875-9092

QUALITY CONTROL DATA

Project: 2020-LI-2448
Pace Project No.: 92493886

MATRIX SPIKE & MATRIX SPIKE DUPLICATE: 2992124 2992125

Parameter	Units	92493140002 Result	MS Spike Conc.	MSD Spike Conc.	MS Result	MSD Result	MS % Rec	MSD % Rec	% Rec Limits	RPD	Qual
1,1,1,2-Tetrachloroethane	ug/L	ND	200	200	218	221	109	111	60-140	2	
1,1,1-Trichloroethane	ug/L	ND	200	200	260	246	130	123	60-140	6	
1,1,2,2-Tetrachloroethane	ug/L	ND	200	200	217	217	109	109	60-140	0	
1,1,2-Trichloroethane	ug/L	ND	200	200	226	222	113	111	60-140	2	
1,1-Dichloroethane	ug/L	ND	200	200	237	227	118	114	60-140	4	
1,1-Dichloroethene	ug/L	ND	200	200	244	238	122	119	60-140	2	
1,1-Dichloropropene	ug/L	ND	200	200	249	236	125	118	60-140	6	
1,2,3-Trichlorobenzene	ug/L	ND	200	200	210	230	105	115	60-140	9	
1,2,3-Trichloropropane	ug/L	ND	200	200	227	239	114	119	60-140	5	
1,2,4-Trichlorobenzene	ug/L	ND	200	200	228	234	114	117	60-140	3	
1,2,4-Trimethylbenzene	ug/L	807	200	200	1050	1060	121	125	60-140	1	
1,2-Dibromo-3-chloropropane	ug/L	ND	200	200	184	192	92	96	60-140	4	
1,2-Dibromoethane (EDB)	ug/L	ND	200	200	223	227	111	113	60-140	2	
1,2-Dichlorobenzene	ug/L	ND	200	200	216	223	108	111	60-140	3	
1,2-Dichloroethane	ug/L	ND	200	200	213	204	107	102	60-140	5	
1,2-Dichloropropane	ug/L	ND	200	200	236	226	118	113	60-140	4	
1,3,5-Trimethylbenzene	ug/L	ND	200	200	446	450	223	225	60-140	1	M1
1,3-Dichlorobenzene	ug/L	ND	200	200	225	228	112	114	60-140	1	
1,3-Dichloropropane	ug/L	ND	200	200	229	226	115	113	60-140	1	
1,4-Dichlorobenzene	ug/L	ND	200	200	231	227	115	113	60-140	2	
2,2-Dichloropropane	ug/L	ND	200	200	190	197	95	98	60-140	3	
2-Chlorotoluene	ug/L	ND	200	200	241	240	120	120	60-140	0	
4-Chlorotoluene	ug/L	ND	200	200	221	218	110	109	60-140	1	
Benzene	ug/L	465	200	200	709	703	122	119	60-140	1	
Bromobenzene	ug/L	ND	200	200	224	230	112	115	60-140	2	
Bromochloromethane	ug/L	ND	200	200	245	236	122	118	60-140	4	
Bromodichloromethane	ug/L	ND	200	200	207	205	104	103	60-140	1	
Bromoform	ug/L	ND	200	200	179	189	90	94	60-140	5	
Bromomethane	ug/L	ND	200	200	184	199	92	100	60-140	8	
Carbon tetrachloride	ug/L	ND	200	200	229	241	115	121	60-140	5	
Chlorobenzene	ug/L	ND	200	200	220	221	110	111	60-140	1	
Chloroethane	ug/L	ND	200	200	243	223	122	112	60-140	9	
Chloroform	ug/L	ND	200	200	226	216	113	108	60-140	4	
Chloromethane	ug/L	ND	200	200	197	180	99	90	60-140	9	
cis-1,2-Dichloroethene	ug/L	ND	200	200	231	219	116	109	60-140	6	
cis-1,3-Dichloropropene	ug/L	ND	200	200	231	229	116	115	60-140	1	
Dibromochloromethane	ug/L	ND	200	200	198	201	99	101	60-140	2	
Dibromomethane	ug/L	ND	200	200	226	225	113	113	60-140	0	
Dichlorodifluoromethane	ug/L	ND	200	200	202	200	101	100	60-140	1	
Diisopropyl ether	ug/L	5.4	200	200	225	219	110	107	60-140	3	
Ethylbenzene	ug/L	255	200	200	479	483	112	114	60-140	1	
Hexachloro-1,3-butadiene	ug/L	ND	200	200	204	217	102	108	60-140	6	
Isopropylbenzene (Cumene)	ug/L	29.5	200	200	252	254	111	112	60-140	1	
m&p-Xylene	ug/L	1160	400	400	1620	1620	115	113	60-140	0	
Methyl-tert-butyl ether	ug/L	ND	200	200	223	210	111	105	60-140	6	
Methylene Chloride	ug/L	ND	200	200	244	228	122	114	60-140	7	

Results presented on this page are in the units indicated by the "Units" column except where an alternate unit is presented to the right of the result.

REPORT OF LABORATORY ANALYSIS

This report shall not be reproduced, except in full,
without the written consent of Pace Analytical Services, LLC.

Pace Analytical Services, LLC
9800 Kincey Ave. Suite 100
Huntersville, NC 28078
(704)875-9092

QUALITY CONTROL DATA

Project: 2020-LI-2448
Pace Project No.: 92493886

MATRIX SPIKE & MATRIX SPIKE DUPLICATE: 2992124 2992125

Parameter	Units	92493140002 Result	MS Spike Conc.	MSD Spike Conc.	MS Result	MSD Result	MS % Rec	MSD % Rec	% Rec Limits	RPD	Qual
n-Butylbenzene	ug/L	ND	200	200	253	295	127	148	60-140	15	M1
n-Propylbenzene	ug/L	ND	200	200	290	292	145	146	60-140	1	M1
Naphthalene	ug/L	138	200	200	368	382	115	122	60-140	4	
o-Xylene	ug/L	560	200	200	775	778	108	109	60-140	0	
sec-Butylbenzene	ug/L	ND	200	200	240	236	120	118	60-140	2	
Styrene	ug/L	ND	200	200	232	230	116	115	60-140	1	
tert-Butylbenzene	ug/L	ND	200	200	203	202	101	101	60-140	0	
Tetrachloroethene	ug/L	ND	200	200	225	231	113	115	60-140	2	
Toluene	ug/L	1600	200	200	1820	1800	109	99	60-140	1	
trans-1,2-Dichloroethene	ug/L	ND	200	200	244	234	122	117	60-140	4	
trans-1,3-Dichloropropene	ug/L	ND	200	200	210	214	105	107	60-140	2	
Trichloroethene	ug/L	ND	200	200	255	245	128	123	60-140	4	
Trichlorofluoromethane	ug/L	ND	200	200	215	211	107	105	60-140	2	
Vinyl chloride	ug/L	ND	200	200	211	201	106	101	60-140	5	
1,2-Dichloroethane-d4 (S)	%						98	99	70-130		
4-Bromofluorobenzene (S)	%						99	99	70-130		
Toluene-d8 (S)	%						98	97	70-130		

Results presented on this page are in the units indicated by the "Units" column except where an alternate unit is presented to the right of the result.

REPORT OF LABORATORY ANALYSIS

This report shall not be reproduced, except in full,
without the written consent of Pace Analytical Services, LLC.

Pace Analytical Services, LLC
9800 Kincey Ave. Suite 100
Huntersville, NC 28078
(704)875-9092

QUALIFIERS

Project: 2020-LI-2448
Pace Project No.: 92493886

DEFINITIONS

DF - Dilution Factor, if reported, represents the factor applied to the reported data due to dilution of the sample aliquot.

ND - Not Detected at or above adjusted reporting limit.

TNTC - Too Numerous To Count

J - Estimated concentration above the adjusted method detection limit and below the adjusted reporting limit.

MDL - Adjusted Method Detection Limit.

PQL - Practical Quantitation Limit.

RL - Reporting Limit - The lowest concentration value that meets project requirements for quantitative data with known precision and bias for a specific analyte in a specific matrix.

S - Surrogate

1,2-Diphenylhydrazine decomposes to and cannot be separated from Azobenzene using Method 8270. The result for each analyte is a combined concentration.

Consistent with EPA guidelines, unrounded data are displayed and have been used to calculate % recovery and RPD values.

LCS(D) - Laboratory Control Sample (Duplicate)

MS(D) - Matrix Spike (Duplicate)

DUP - Sample Duplicate

RPD - Relative Percent Difference

NC - Not Calculable.

SG - Silica Gel - Clean-Up

U - Indicates the compound was analyzed for, but not detected.

Acid preservation may not be appropriate for 2 Chloroethylvinyl ether.

A separate vial preserved to a pH of 4-5 is recommended in SW846 Chapter 4 for the analysis of Acrolein and Acrylonitrile by EPA Method 8260.

N-Nitrosodiphenylamine decomposes and cannot be separated from Diphenylamine using Method 8270. The result reported for each analyte is a combined concentration.

Pace Analytical is TNI accredited. Contact your Pace PM for the current list of accredited analytes.

TNI - The NELAC Institute.

ANALYTE QUALIFIERS

M1 Matrix spike recovery exceeded QC limits. Batch accepted based on laboratory control sample (LCS) recovery.

This report shall not be reproduced, except in full,
without the written consent of Pace Analytical Services, LLC.

Pace Analytical Services, LLC
9800 Kincey Ave. Suite 100
Huntersville, NC 28078
(704)875-9092

QUALITY CONTROL DATA CROSS REFERENCE TABLE

Project: 2020-LI-2448
Pace Project No.: 92493886

Lab ID	Sample ID	QC Batch Method	QC Batch	Analytical Method	Analytical Batch
92493886001	**14015_AC_RD**	MADEPV	1538267	MADEP VPH	1538267
92493886001	**14015_AC_RD**	EPA 3010A	564487	EPA 6010D	564500
92493886001	**14015_AC_RD**	SM 6200B	564438		

This report shall not be reproduced, except in full,
without the written consent of Pace Analytical Services, LLC.

Pace Analytical

CHAIN-OF-CUSTODY Analytical Request Document

Chain-of-Custody is a LEGAL DOCUMENT - Complete all relevent fields

LAB USE ONLY- Affix Workorder/Login Label Here or List Pace Workorder

WO# : 92493886

92493886

ONLY

r:

Company: Apex Companies

Billing Information:

Address:

Report To: Andrew Street

Email To: Andrew Street / Emily Little

Copy To:

Site Collection Info/Address: 14015 AC RD

Customer Project Name/Number: 2020-LI-2448

State: NC County/City: Huntersville Time Zone Collected: [ ] PT [ ] MT [ ] CT [✓] ET

Phone:

Email:

Site/Facility ID #:

Compliance Monitoring? [ ] Yes [ ] No

Collected By (print): Martha Fraidi

Purchase Order #:

Quote #:

DW PWS ID #:

DW Location Code:

Collected By (signature):

Turnaround Date Required: ASAP

Immediately Packed on Ice: [✓] Yes [ ] No

Sample Disposal:
[ ] Dispose as appropriate [ ] Return
[ ] Archive: _____
[ ] Hold: _____

Rush:
[✓] Same Day [ ] Next Day
[ ] 2 Day [ ] 3 Day [ ] 4 Day [ ] 5 Day
(Expedite Charges Apply)

Field Filtered (if applicable): [ ] Yes [ ] No

Analysis: _____

** Preserva... (6) methanol, (7) sodium bisulfate, (8) sodium thiosulfate, (9) hexane, (A) ascorbic acid, (B) ammonium sulfate, (C) ammonium hydroxide, (D) TSP, (U) Unpreserved, (O) Other _____

* Matrix Codes (Insert in Matrix box below): Drinking Water (DW), Ground Water (GW), Wastewater (WW), Product (P), Soil/Solid (SL), Oil (OL), Wipe (WP), Air (AR), Tissue (TS), Bioassay (B), Vapor (V), Other (OT)

Customer Sample ID	Matrix *	Comp / Grab	Collected (or Composite Start) Date	Collected (or Composite Start) Time	Composite End Date	Composite End Time	Res Cl	# of Ctns	Analyses: SM 6200B VOCs	Lead	MADEP VPH	Lab Profile/Line:
14015 AC RD	DW	G	09/02/20	1603					X	X	X	92493886 001

Lab Sample Receipt Checklist:

Custody Seals Present/Intact	Y	N NA
Custody Signatures Present	Y	N NA
Collector Signature Present	Y	N NA
Bottles Intact	Y	N NA
Correct Bottles	Y	N NA
Sufficient Volume	Y	N NA
Samples Received on Ice	Y	N NA
VOA - Headspace Acceptable	Y	N NA
USDA Regulated Soils	Y	N NA
Samples in Holding Time	Y	N NA
Residual Chlorine Present	Y	N NA
Cl Strips: _____		
Sample pH Acceptable	Y	N NA
pH Strips: _____		
Sulfide Present	Y	N NA
Lead Acetate Strips: _____		

LAB USE ONLY:
Lab Sample # / Comments:

Customer Remarks / Special Conditions / Possible Hazards:

Type of Ice Used: Wet Blue Dry None

Packing Material Used: Bubble Bag

SHORT HOLDS PRESENT (<72 hours): Y N N/A

Lab Tracking #: 2539221

Samples received via: FEDEX UPS Client Courier Pace Courier

Radchem sample(s) screened (<500 cpm): Y N NA

Temp Blank Received: [illegible]

Therm ID#: [illegible]

Cooler 1 Temp Upon Receipt: 5.9 oC

Cooler 1 Therm Corr. Factor: 0.0 oC

Cooler 1 Corrected Temp: 5.9 oC

Comments:

	Date/Time:	Received by/Company: (Signature)	Date/Time:
Relinquished by/Company: (Signature) Apex	09/02/20		9-3-20 645
Relinquished by/Company: (Signature)	9-3-20 1339	Received by/Company: (Signature)	9/3/20 1339
Relinquished by/Company: (Signature)	Date/Time:	Received by/Company: (Signature)	Date/Time:

MTJL LAB USE ONLY

Table #:

Acctnum:

Template:

Prelogin:

PM:

PB:

Trip Blank Received: HCL MeOH TSP Other ✓ NA

Non Conformance(s): YES / NO

Page: _____ of: _____

CHAIN-OF-CUSTODY Analytical Request Document

Pace Analytical

Chain-of-Custody is a LEGAL DOCUMENT - Complete all relevent fields

LAB USE ONLY- Affix Workorder/Login Label Here or List Pace Workorde
MTJL Log-in Number Here

ALL SHADED AREAS are for LAB USE ONLY

Company: Apex Companies	Billing Information:
Address:	
Report To: Andrew Street	Email To: Andrew Street / Emily Little
Copy To:	Site Collection Info/Address: 14015 AC RD
Customer Project Name/Number: 2020-LI-2448	State: NC County/City: Huntersville Time Zone Collected: [ ] PT [ ] MT [ ] CT [ ] ET
Phone: Email:	Site/Facility ID #: Compliance Monitoring? [ ] Yes [ ] No
Collected By (print): Martha Fraioli	Purchase Order #: Quote #: DW PWS ID #: DW Location Code:
Collected By (signature):	Turnaround Date Required: ASAP Immediately Packed on Ice: [✓] Yes [ ] No
Sample Disposal: [ ] Dispose as appropriate [ ] Return [ ] Archive: _____ [ ] Hold: _____	Rush: [ ] Same Day [ ] Next Day [ ] 2 Day [ ] 3 Day [ ] 4 Day [ ] 5 Day (Expedite Charges Apply) Field Filtered (if applicable): [ ] Yes [ ] No Analysis: _____

Container Preservative Type **

Lab Project Manager:

** Preservative Types: (1) nitric acid, (2) sulfuric acid, (3) hydrochloric acid, (4) sodium hydroxide, (5) zinc acetate, (6) methanol, (7) sodium bisulfate, (8) sodium thiosulfate, (9) hexane, (A) ascorbic acid, (B) ammonium sulfate, (C) ammonium hydroxide, (D) TSP, (U) Unpreserved, (O) Other _____

* Matrix Codes (Insert in Matrix box below): Drinking Water (DW), Ground Water (GW), Wastewater (WW), Product (P), Soil/Solid (SL), Oil (OL), Wipe (WP), Air (AR), Tissue (TS), Bioassay (B), Vapor (V), Other (OT)

Customer Sample ID	Matrix *	Comp / Grab	Collected (or Composite Start) Date	Collected (or Composite Start) Time	Composite End Date	Composite End Time	Res Cl	# of Ctns	SM 6200B VOCs	Lead	MADEP VPH	Analyses	Lab Profile/Line:
14015 AC RD	DW	G	09/02/20	1603					X	X	X		92493886

Lab Sample Receipt Checklist:

Custody Seals Present/Intact	Y N NA
Custody Signatures Present	Y N NA
Collector Signature Present	Y N NA
Bottles Intact	Y N NA
Correct Bottles	Y N NA
Sufficient Volume	Y N NA
Samples Received on Ice	Y N NA
VOA - Headspace Acceptable	Y N NA
USDA Regulated Soils	Y N NA
Samples in Holding Time	Y N NA
Residual Chlorine Present	Y N NA
Cl Strips: _____	
Sample pH Acceptable	Y N NA
pH Strips: _____	
Sulfide Present	Y N NA
Lead Acetate Strips: _____	

LAB USE ONLY:
Lab Sample # / Comments:

Customer Remarks / Special Conditions / Possible Hazards:

Type of Ice Used: Wet Blue Dry None

Packing Material Used: Client

Radchem sample(s) screened (<500 cpm): Y N NA

SHORT HOLDS PRESENT (<72 hours): Y N N/A

Lab Tracking #: 2539221

Samples received via: FEDEX UPS Client Courier Pace Courier

Lab Sample Temperature Info:
Temp Blank Received: Y N NA
Therm ID#: IR2706
Cooler 1 Temp Upon Receipt: 5.4 oC
Cooler 1 Therm Corr. Factor: 0.0 oC
Cooler 1 Corrected Temp: 5.4 oC
Comments:

Relinquished by/Company: (Signature)	Date/Time:	Received by/Company: (Signature)	Date/Time:
Apex	09/02/20 2000		9-3-20 6:45
Relinquished by/Company: (Signature)	Date/Time: 9-3-20 1539	Received by/Company: (Signature) PACE HVL	Date/Time: 9-9-20 1339
Relinquished by/Company: (Signature)	Date/Time:	Received by/Company: (Signature)	Date/Time:

MTJL LAB USE ONLY
Table #:
Acctnum:
Template:
Prelogin:
PM:
PB:

Trip Blank Received: Y N NA
HCL MeOH TSP Other

Non Conformance(s): YES / NO

Page: _____ of: _____

Pace Analytical®	Document Name: Sample Condition Upon Receipt(SCUR)	Document Revised: February 7, 2018 Page 1 of 2
	Document No.: F-CAR-CS-033-Rev.06	Issuing Authority: Pace Carolinas Quality Office

***Check mark top half of box if pH and/or dechlorination is verified and within the acceptance range for preservation samples.**

Exceptions: VOA, Coliform, TOC, Oil and Grease, DRO/8015 (water) DOC, LLHg

****Bottom half of box is to list number of bottle**

Project # WO# : 92493886

PM: AMB Due Date: 09/04/20

CLIENT: 92-APEX MOOR

Item#	BP4U-125 mL Plastic Unpreserved (N/A) (Cl-)	BP3U-250 mL Plastic Unpreserved (N/A)	BP2U-500 mL Plastic Unpreserved (N/A)	BP1U-1 liter Plastic Unpreserved (N/A)	BP4S-125 mL Plastic H2SO4 (pH < 2) (Cl-)	BP3N-250 mL plastic HNO3 (pH < 2)	BP4Z-125 mL Plastic ZN Acetate & NaOH (>9)	BP4C-125 mL Plastic NaOH (pH > 12) (Cl-)	WGFU-Wide-mouthed Glass jar Unpreserved	AG1U-1 liter Amber Unpreserved (N/A) (Cl-)	AG1H-1 liter Amber HCl (pH < 2)	AG3U-250 mL Amber Unpreserved (N/A) (Cl-)	AG1S-1 liter Amber H2SO4 (pH < 2)	AG3S-250 mL Amber H2SO4 (pH < 2)	AG3A(DG3A)-250 mL Amber NH4Cl (N/A)(Cl-)	DG9H-40 mL VOA HCl (N/A)	VG9T-40 mL VOA Na2S2O3 (N/A)	VG9U-40 mL VOA Unp (N/A)	DG9P-40 mL VOA H3PO4 (N/A)	VOAK (6 vials per kit)-5035 kit (N/A)	V/GK (3 vials per kit)-VPH/Gas kit (N/A)	SP5T-125 mL Sterile Plastic (N/A – lab)	SP2T-250 mL Sterile Plastic (N/A – lab)		BP3A-250 mL Plastic (NH2)2SO4 (9.3-9.7)	AG0U-100 mL Amber Unpreserved vials (N/A)	VSGU-20 mL Scintillation vials (N/A)	DG9U-40 mL Amber Unpreserved vials (N/A)
1						1										1													
2																													
3																													
4																													
5																													
6																													
7																													
8																													
9																													
10																													
11																													
12																													

pH Adjustment Log for Preserved Samples

Sample ID	Type of Preservative	pH upon receipt	Date preservation adjusted	Time preservation adjusted	Amount of Preservative added	Lot #

Note: Whenever there is a discrepancy affecting North Carolina compliance samples, a copy of this form will be sent to the North Carolina DEHNR Certification Office (i.e. Out of hold, Incorrect preservative, out of temp, incorrect containers.

Pace Analytical Services, LLC
9800 Kincey Ave. Suite 100
Huntersville, NC 28078
(704)875-9092

September 07, 2020

Andrew Street
Apex Companies - NC
5900 Northwoods Business Pkwy
Suite 5900-0
Charlotte, NC 28269

RE: Project: 2020-LI-2448
Pace Project No.: 92493888

Dear Andrew Street:

Enclosed are the analytical results for sample(s) received by the laboratory on September 03, 2020. The results relate only to the samples included in this report. Results reported herein conform to the applicable TNI/NELAC Standards and the laboratory's Quality Manual, where applicable, unless otherwise noted in the body of the report.

The test results provided in this final report were generated by each of the following laboratories within the Pace Network:

- Pace National - Mt. Juliet
- Pace Analytical Services - Asheville
- Pace Analytical Services - Charlotte

A revised laboratory report is being submitted on 9/7/2020 to update the sample ID.

If you have any questions concerning this report, please feel free to contact me.

Sincerely,

Angela M. Baioni

Angela Baioni
angela.baioni@pacelabs.com
(704)875-9092
Project Manager

Enclosures

cc: J Culbreath, Colonial Pipeline Company
Robert Hughes, Colonial Pipeline
Margaret King, APEX Companies, LLC
Emily Little, Apex Companies
Jeff Morrison, Colonial Pipeline Company
Tom Naumann, APEX Companies - NC
Joe Nicolette, Montrose-EPS
Christopher Schultz, Apex Companies
J Tate, Colonial Pipeline Company
Alex Testoff, Montrose-EPS
Michael Verdon, Colonial Pipeline Company
JM Wyatt, Colonial Pipeline Company

REPORT OF LABORATORY ANALYSIS

This report shall not be reproduced, except in full,
without the written consent of Pace Analytical Services, LLC.

Pace Analytical Services, LLC
9800 Kincey Ave. Suite 100
Huntersville, NC 28078
(704)875-9092

CERTIFICATIONS

Project: 2020-LI-2448
Pace Project No.: 92493888

Pace Analytical Services National

12065 Lebanon Road, Mt. Juliet, TN 37122
Alabama Certification #: 40660
Alaska Certification 17-026
Arizona Certification #: AZ0612
Arkansas Certification #: 88-0469
California Certification #: 2932
Canada Certification #: 1461.01
Colorado Certification #: TN00003
Connecticut Certification #: PH-0197
DOD Certification: #1461.01
EPA# TN00003
Florida Certification #: E87487
Georgia DW Certification #: 923
Georgia Certification: NELAP
Idaho Certification #: TN00003
Illinois Certification #: 200008
Indiana Certification #: C-TN-01
Iowa Certification #: 364
Kansas Certification #: E-10277
Kentucky UST Certification #: 16
Kentucky Certification #: 90010
Louisiana Certification #: AI30792
Louisiana DW Certification #: LA180010
Maine Certification #: TN0002
Maryland Certification #: 324
Massachusetts Certification #: M-TN003
Michigan Certification #: 9958
Minnesota Certification #: 047-999-395
Mississippi Certification #: TN00003
Missouri Certification #: 340
Montana Certification #: CERT0086
Nebraska Certification #: NE-OS-15-05
Nevada Certification #: TN-03-2002-34
New Hampshire Certification #: 2975
New Jersey Certification #: TN002
New Mexico DW Certification
New York Certification #: 11742
North Carolina Aquatic Toxicity Certification #: 41
North Carolina Drinking Water Certification #: 21704
North Carolina Environmental Certificate #: 375
North Dakota Certification #: R-140
Ohio VAP Certification #: CL0069
Oklahoma Certification #: 9915
Oregon Certification #: TN200002
Pennsylvania Certification #: 68-02979
Rhode Island Certification #: LAO00356
South Carolina Certification #: 84004
South Dakota Certification
Tennessee DW/Chem/Micro Certification #: 2006
Texas Certification #: T 104704245-17-14
Texas Mold Certification #: LAB0152
USDA Soil Permit #: P330-15-00234
Utah Certification #: TN00003
Virginia Certification #: VT2006
Vermont Dept. of Health: ID# VT-2006
Virginia Certification #: 460132
Washington Certification #: C847
West Virginia Certification #: 233
Wisconsin Certification #: 9980939910
Wyoming UST Certification #: via A2LA 2926.01
A2LA-ISO 17025 Certification #: 1461.01
A2LA-ISO 17025 Certification #: 1461.02
AIHA-LAP/LLC EMLAP Certification #:100789

Pace Analytical Services Charlotte

9800 Kincey Ave. Ste 100, Huntersville, NC 28078
Louisiana/NELAP Certification # LA170028
North Carolina Drinking Water Certification #: 37706
North Carolina Field Services Certification #: 5342
North Carolina Wastewater Certification #: 12
South Carolina Certification #: 99006001
Florida/NELAP Certification #: E87627
Kentucky UST Certification #: 84
Virginia/VELAP Certification #: 460221

Pace Analytical Services Asheville

2225 Riverside Drive, Asheville, NC 28804
Florida/NELAP Certification #: E87648
Massachusetts Certification #: M-NC030
North Carolina Drinking Water Certification #: 37712
North Carolina Wastewater Certification #: 40
South Carolina Certification #: 99030001
Virginia/VELAP Certification #: 460222

REPORT OF LABORATORY ANALYSIS

This report shall not be reproduced, except in full,
without the written consent of Pace Analytical Services, LLC.

Pace Analytical Services, LLC
9800 Kincey Ave. Suite 100
Huntersville, NC 28078
(704)875-9092

SAMPLE ANALYTE COUNT

Project: 2020-LI-2448
Pace Project No.: 92493888

Lab ID	Sample ID	Method	Analysts	Analytes Reported	Laboratory
92493888001	**13945_AC_RD**	MADEP VPH	ADM	6	PAN
		EPA 6010D	SH1	1	PASI-A
		SM 6200B	SAS	63	PASI-C

PAN = Pace National - Mt. Juliet
PASI-A = Pace Analytical Services - Asheville
PASI-C = Pace Analytical Services - Charlotte

This report shall not be reproduced, except in full,
without the written consent of Pace Analytical Services, LLC.

Pace Analytical Services, LLC
9800 Kincey Ave. Suite 100
Huntersville, NC 28078
(704)875-9092

ANALYTICAL RESULTS

Project: 2020-LI-2448
Pace Project No.: 92493888

Sample: 13945_AC_RD **Lab ID: 92493888001** Collected: 09/02/20 17:10 Received: 09/03/20 06:45 Matrix: Water

Parameters	Results	Units	Report Limit	DF	Prepared	Analyzed	CAS No.	Qual
MADEPV	Analytical Method: MADEP VPH Preparation Method: MADEPV Pace National - Mt. Juliet							
Aliphatic (C05-C08)	ND	ug/L	100	1	09/04/20 18:33	09/04/20 18:33		
Aliphatic (C09-C12)	ND	ug/L	100	1	09/04/20 18:33	09/04/20 18:33		
Aromatic (C09-C10),Unadjusted	ND	ug/L	100	1	09/04/20 18:33	09/04/20 18:33	TPHC9C10A	
Total VPH	ND	ug/L	100	1	09/04/20 18:33	09/04/20 18:33	VPH	
Surrogates								
2,5-Dibromotoluene (FID)	90.5	%	70.0-130	1	09/04/20 18:33	09/04/20 18:33	615-59-8FID	
2,5-Dibromotoluene (PID)	99.6	%	70.0-130	1	09/04/20 18:33	09/04/20 18:33	615-59-8PID	
6010 MET ICP	Analytical Method: EPA 6010D Preparation Method: EPA 3010A Pace Analytical Services - Asheville							
Lead	ND	ug/L	5.0	1	09/04/20 01:43	09/04/20 09:34	7439-92-1	
6200B MSV	Analytical Method: SM 6200B Pace Analytical Services - Charlotte							
Benzene	ND	ug/L	0.50	1		09/04/20 07:36	71-43-2	
Bromobenzene	ND	ug/L	0.50	1		09/04/20 07:36	108-86-1	
Bromochloromethane	ND	ug/L	0.50	1		09/04/20 07:36	74-97-5	
Bromodichloromethane	ND	ug/L	0.50	1		09/04/20 07:36	75-27-4	
Bromoform	ND	ug/L	0.50	1		09/04/20 07:36	75-25-2	
Bromomethane	ND	ug/L	5.0	1		09/04/20 07:36	74-83-9	
n-Butylbenzene	ND	ug/L	0.50	1		09/04/20 07:36	104-51-8	
sec-Butylbenzene	ND	ug/L	0.50	1		09/04/20 07:36	135-98-8	
tert-Butylbenzene	ND	ug/L	0.50	1		09/04/20 07:36	98-06-6	
Carbon tetrachloride	ND	ug/L	0.50	1		09/04/20 07:36	56-23-5	
Chlorobenzene	ND	ug/L	0.50	1		09/04/20 07:36	108-90-7	
Chloroethane	ND	ug/L	1.0	1		09/04/20 07:36	75-00-3	
Chloroform	ND	ug/L	0.50	1		09/04/20 07:36	67-66-3	
Chloromethane	ND	ug/L	1.0	1		09/04/20 07:36	74-87-3	
2-Chlorotoluene	ND	ug/L	0.50	1		09/04/20 07:36	95-49-8	
4-Chlorotoluene	ND	ug/L	0.50	1		09/04/20 07:36	106-43-4	
1,2-Dibromo-3-chloropropane	ND	ug/L	1.0	1		09/04/20 07:36	96-12-8	
Dibromochloromethane	ND	ug/L	0.50	1		09/04/20 07:36	124-48-1	
1,2-Dibromoethane (EDB)	ND	ug/L	0.50	1		09/04/20 07:36	106-93-4	
Dibromomethane	ND	ug/L	0.50	1		09/04/20 07:36	74-95-3	
1,2-Dichlorobenzene	ND	ug/L	0.50	1		09/04/20 07:36	95-50-1	
1,3-Dichlorobenzene	ND	ug/L	0.50	1		09/04/20 07:36	541-73-1	
1,4-Dichlorobenzene	ND	ug/L	0.50	1		09/04/20 07:36	106-46-7	
Dichlorodifluoromethane	ND	ug/L	0.50	1		09/04/20 07:36	75-71-8	
1,1-Dichloroethane	ND	ug/L	0.50	1		09/04/20 07:36	75-34-3	
1,2-Dichloroethane	ND	ug/L	0.50	1		09/04/20 07:36	107-06-2	
1,1-Dichloroethene	ND	ug/L	0.50	1		09/04/20 07:36	75-35-4	
cis-1,2-Dichloroethene	ND	ug/L	0.50	1		09/04/20 07:36	156-59-2	
trans-1,2-Dichloroethene	ND	ug/L	0.50	1		09/04/20 07:36	156-60-5	
1,2-Dichloropropane	ND	ug/L	0.50	1		09/04/20 07:36	78-87-5	
1,3-Dichloropropane	ND	ug/L	0.50	1		09/04/20 07:36	142-28-9	
2,2-Dichloropropane	ND	ug/L	0.50	1		09/04/20 07:36	594-20-7	

REPORT OF LABORATORY ANALYSIS

This report shall not be reproduced, except in full,
without the written consent of Pace Analytical Services, LLC.

Pace Analytical Services, LLC
9800 Kincey Ave. Suite 100
Huntersville, NC 28078
(704)875-9092

ANALYTICAL RESULTS

Project: 2020-LI-2448
Pace Project No.: 92493888

Sample: 13945_AC_RD **Lab ID: 92493888001** Collected: 09/02/20 17:10 Received: 09/03/20 06:45 Matrix: Water

Parameters	Results	Units	Report Limit	DF	Prepared	Analyzed	CAS No.	Qual
6200B MSV	Analytical Method: SM 6200B Pace Analytical Services - Charlotte							
1,1-Dichloropropene	ND	ug/L	0.50	1		09/04/20 07:36	563-58-6	
cis-1,3-Dichloropropene	ND	ug/L	0.50	1		09/04/20 07:36	10061-01-5	
trans-1,3-Dichloropropene	ND	ug/L	0.50	1		09/04/20 07:36	10061-02-6	
Diisopropyl ether	ND	ug/L	0.50	1		09/04/20 07:36	108-20-3	
Ethylbenzene	ND	ug/L	0.50	1		09/04/20 07:36	100-41-4	
Hexachloro-1,3-butadiene	ND	ug/L	2.0	1		09/04/20 07:36	87-68-3	
Isopropylbenzene (Cumene)	ND	ug/L	0.50	1		09/04/20 07:36	98-82-8	
Methylene Chloride	ND	ug/L	2.0	1		09/04/20 07:36	75-09-2	
Methyl-tert-butyl ether	ND	ug/L	0.50	1		09/04/20 07:36	1634-04-4	
Naphthalene	ND	ug/L	2.0	1		09/04/20 07:36	91-20-3	
n-Propylbenzene	ND	ug/L	0.50	1		09/04/20 07:36	103-65-1	
Styrene	ND	ug/L	0.50	1		09/04/20 07:36	100-42-5	
1,1,1,2-Tetrachloroethane	ND	ug/L	0.50	1		09/04/20 07:36	630-20-6	
1,1,2,2-Tetrachloroethane	ND	ug/L	0.50	1		09/04/20 07:36	79-34-5	
Tetrachloroethene	ND	ug/L	0.50	1		09/04/20 07:36	127-18-4	
Toluene	ND	ug/L	0.50	1		09/04/20 07:36	108-88-3	
1,2,3-Trichlorobenzene	ND	ug/L	2.0	1		09/04/20 07:36	87-61-6	
1,2,4-Trichlorobenzene	ND	ug/L	2.0	1		09/04/20 07:36	120-82-1	
1,1,1-Trichloroethane	ND	ug/L	0.50	1		09/04/20 07:36	71-55-6	
1,1,2-Trichloroethane	ND	ug/L	0.50	1		09/04/20 07:36	79-00-5	
Trichloroethene	ND	ug/L	0.50	1		09/04/20 07:36	79-01-6	
Trichlorofluoromethane	ND	ug/L	1.0	1		09/04/20 07:36	75-69-4	
1,2,3-Trichloropropane	ND	ug/L	0.50	1		09/04/20 07:36	96-18-4	
1,2,4-Trimethylbenzene	ND	ug/L	0.50	1		09/04/20 07:36	95-63-6	
1,3,5-Trimethylbenzene	ND	ug/L	0.50	1		09/04/20 07:36	108-67-8	
Vinyl chloride	ND	ug/L	1.0	1		09/04/20 07:36	75-01-4	
m&p-Xylene	ND	ug/L	1.0	1		09/04/20 07:36	179601-23-1	
o-Xylene	ND	ug/L	0.50	1		09/04/20 07:36	95-47-6	
Surrogates								
1,2-Dichloroethane-d4 (S)	100	%	70-130	1		09/04/20 07:36	17060-07-0	
4-Bromofluorobenzene (S)	102	%	70-130	1		09/04/20 07:36	460-00-4	
Toluene-d8 (S)	102	%	70-130	1		09/04/20 07:36	2037-26-5	

REPORT OF LABORATORY ANALYSIS

This report shall not be reproduced, except in full,
without the written consent of Pace Analytical Services, LLC.

Pace Analytical Services, LLC
9800 Kincey Ave. Suite 100
Huntersville, NC 28078
(704)875-9092

QUALITY CONTROL DATA

Project: 2020-LI-2448
Pace Project No.: 92493888

QC Batch: 1538267
QC Batch Method: MADEPV
Analysis Method: MADEP VPH
Analysis Description: MADEPV
Laboratory: Pace National - Mt. Juliet

Associated Lab Samples: 92493888001

METHOD BLANK: R3567577-2 Matrix: Water
Associated Lab Samples: 92493888001

Parameter	Units	Blank Result	Reporting Limit	Analyzed	Qualifiers
Aliphatic (C05-C08)	ug/L	ND	100	09/04/20 13:04	
Aliphatic (C09-C12)	ug/L	ND	100	09/04/20 13:04	
Aromatic (C09-C10),Unadjusted	ug/L	ND	100	09/04/20 13:04	
Total VPH	ug/L	ND	100	09/04/20 13:04	
2,5-Dibromotoluene (FID)	%	84	70.0-130	09/04/20 13:04	
2,5-Dibromotoluene (PID)	%	93.9	70.0-130	09/04/20 13:04	

LABORATORY CONTROL SAMPLE & LCSD: R3567577-1 R3567577-3

Parameter	Units	Spike Conc.	LCS Result	LCSD Result	LCS % Rec	LCSD % Rec	% Rec Limits	RPD	Max RPD	Qualifiers
Aliphatic (C05-C08)	ug/L	1200	1310	1220	109	102	70.0-130	7.11	25	
Aliphatic (C09-C12)	ug/L	1400	1290	1320	92.1	94.3	70.0-130	2.30	25	
Aromatic (C09-C10),Unadjusted	ug/L	200	258	240	129	120	70.0-130	7.23	25	
Total VPH	ug/L	2800	2860	2780	102	99.3	70.0-130	2.84	25	
2,5-Dibromotoluene (FID)	%				95.9	94.2	70.0-130			
2,5-Dibromotoluene (PID)	%				106	110	70.0-130			

Results presented on this page are in the units indicated by the "Units" column except where an alternate unit is presented to the right of the result.

REPORT OF LABORATORY ANALYSIS

This report shall not be reproduced, except in full,
without the written consent of Pace Analytical Services, LLC.

Pace Analytical Services, LLC
9800 Kincey Ave. Suite 100
Huntersville, NC 28078
(704)875-9092

QUALITY CONTROL DATA

Project: 2020-LI-2448
Pace Project No.: 92493888

QC Batch: 564487
QC Batch Method: EPA 3010A
Analysis Method: EPA 6010D
Analysis Description: 6010 MET
Laboratory: Pace Analytical Services - Asheville

Associated Lab Samples: 92493888001

METHOD BLANK: 2992317 Matrix: Water
Associated Lab Samples: 92493888001

Parameter	Units	Blank Result	Reporting Limit	Analyzed	Qualifiers
Lead	ug/L	ND	5.0	09/04/20 08:54	

LABORATORY CONTROL SAMPLE: 2992318

Parameter	Units	Spike Conc.	LCS Result	LCS % Rec	% Rec Limits	Qualifiers
Lead	ug/L	500	508	102	80-120	

MATRIX SPIKE & MATRIX SPIKE DUPLICATE: 2992319 2992320

Parameter	Units	92493878001 Result	MS Spike Conc.	MSD Spike Conc.	MS Result	MSD Result	MS % Rec	MSD % Rec	% Rec Limits	RPD	Qual
Lead	ug/L	11.6	500	500	528	542	103	106	75-125	3	

Results presented on this page are in the units indicated by the "Units" column except where an alternate unit is presented to the right of the result.

REPORT OF LABORATORY ANALYSIS

This report shall not be reproduced, except in full,
without the written consent of Pace Analytical Services, LLC.

Pace Analytical Services, LLC
9800 Kincey Ave. Suite 100
Huntersville, NC 28078
(704)875-9092

QUALITY CONTROL DATA

Project: 2020-LI-2448
Pace Project No.: 92493888

QC Batch: 564438
QC Batch Method: SM 6200B
Analysis Method: SM 6200B
Analysis Description: 6200B MSV
Laboratory: Pace Analytical Services - Charlotte

Associated Lab Samples: 92493888001

METHOD BLANK: 2992122 Matrix: Water
Associated Lab Samples: 92493888001

Parameter	Units	Blank Result	Reporting Limit	Analyzed	Qualifiers
1,1,1,2-Tetrachloroethane	ug/L	ND	0.50	09/04/20 01:23	
1,1,1-Trichloroethane	ug/L	ND	0.50	09/04/20 01:23	
1,1,2,2-Tetrachloroethane	ug/L	ND	0.50	09/04/20 01:23	
1,1,2-Trichloroethane	ug/L	ND	0.50	09/04/20 01:23	
1,1-Dichloroethane	ug/L	ND	0.50	09/04/20 01:23	
1,1-Dichloroethene	ug/L	ND	0.50	09/04/20 01:23	
1,1-Dichloropropene	ug/L	ND	0.50	09/04/20 01:23	
1,2,3-Trichlorobenzene	ug/L	ND	2.0	09/04/20 01:23	
1,2,3-Trichloropropane	ug/L	ND	0.50	09/04/20 01:23	
1,2,4-Trichlorobenzene	ug/L	ND	2.0	09/04/20 01:23	
1,2,4-Trimethylbenzene	ug/L	ND	0.50	09/04/20 01:23	
1,2-Dibromo-3-chloropropane	ug/L	ND	1.0	09/04/20 01:23	
1,2-Dibromoethane (EDB)	ug/L	ND	0.50	09/04/20 01:23	
1,2-Dichlorobenzene	ug/L	ND	0.50	09/04/20 01:23	
1,2-Dichloroethane	ug/L	ND	0.50	09/04/20 01:23	
1,2-Dichloropropane	ug/L	ND	0.50	09/04/20 01:23	
1,3,5-Trimethylbenzene	ug/L	ND	0.50	09/04/20 01:23	
1,3-Dichlorobenzene	ug/L	ND	0.50	09/04/20 01:23	
1,3-Dichloropropane	ug/L	ND	0.50	09/04/20 01:23	
1,4-Dichlorobenzene	ug/L	ND	0.50	09/04/20 01:23	
2,2-Dichloropropane	ug/L	ND	0.50	09/04/20 01:23	
2-Chlorotoluene	ug/L	ND	0.50	09/04/20 01:23	
4-Chlorotoluene	ug/L	ND	0.50	09/04/20 01:23	
Benzene	ug/L	ND	0.50	09/04/20 01:23	
Bromobenzene	ug/L	ND	0.50	09/04/20 01:23	
Bromochloromethane	ug/L	ND	0.50	09/04/20 01:23	
Bromodichloromethane	ug/L	ND	0.50	09/04/20 01:23	
Bromoform	ug/L	ND	0.50	09/04/20 01:23	
Bromomethane	ug/L	ND	5.0	09/04/20 01:23	
Carbon tetrachloride	ug/L	ND	0.50	09/04/20 01:23	
Chlorobenzene	ug/L	ND	0.50	09/04/20 01:23	
Chloroethane	ug/L	ND	1.0	09/04/20 01:23	
Chloroform	ug/L	ND	0.50	09/04/20 01:23	
Chloromethane	ug/L	ND	1.0	09/04/20 01:23	
cis-1,2-Dichloroethene	ug/L	ND	0.50	09/04/20 01:23	
cis-1,3-Dichloropropene	ug/L	ND	0.50	09/04/20 01:23	
Dibromochloromethane	ug/L	ND	0.50	09/04/20 01:23	
Dibromomethane	ug/L	ND	0.50	09/04/20 01:23	
Dichlorodifluoromethane	ug/L	ND	0.50	09/04/20 01:23	
Diisopropyl ether	ug/L	ND	0.50	09/04/20 01:23	

Results presented on this page are in the units indicated by the "Units" column except where an alternate unit is presented to the right of the result.

REPORT OF LABORATORY ANALYSIS

This report shall not be reproduced, except in full,
without the written consent of Pace Analytical Services, LLC.

Pace Analytical Services, LLC
9800 Kincey Ave. Suite 100
Huntersville, NC 28078
(704)875-9092

QUALITY CONTROL DATA

Project: 2020-LI-2448
Pace Project No.: 92493888

METHOD BLANK: 2992122 Matrix: Water
Associated Lab Samples: 92493888001

Parameter	Units	Blank Result	Reporting Limit	Analyzed	Qualifiers
Ethylbenzene	ug/L	ND	0.50	09/04/20 01:23	
Hexachloro-1,3-butadiene	ug/L	ND	2.0	09/04/20 01:23	
Isopropylbenzene (Cumene)	ug/L	ND	0.50	09/04/20 01:23	
m&p-Xylene	ug/L	ND	1.0	09/04/20 01:23	
Methyl-tert-butyl ether	ug/L	ND	0.50	09/04/20 01:23	
Methylene Chloride	ug/L	ND	2.0	09/04/20 01:23	
n-Butylbenzene	ug/L	ND	0.50	09/04/20 01:23	
n-Propylbenzene	ug/L	ND	0.50	09/04/20 01:23	
Naphthalene	ug/L	ND	2.0	09/04/20 01:23	
o-Xylene	ug/L	ND	0.50	09/04/20 01:23	
sec-Butylbenzene	ug/L	ND	0.50	09/04/20 01:23	
Styrene	ug/L	ND	0.50	09/04/20 01:23	
tert-Butylbenzene	ug/L	ND	0.50	09/04/20 01:23	
Tetrachloroethene	ug/L	ND	0.50	09/04/20 01:23	
Toluene	ug/L	ND	0.50	09/04/20 01:23	
trans-1,2-Dichloroethene	ug/L	ND	0.50	09/04/20 01:23	
trans-1,3-Dichloropropene	ug/L	ND	0.50	09/04/20 01:23	
Trichloroethene	ug/L	ND	0.50	09/04/20 01:23	
Trichlorofluoromethane	ug/L	ND	1.0	09/04/20 01:23	
Vinyl chloride	ug/L	ND	1.0	09/04/20 01:23	
1,2-Dichloroethane-d4 (S)	%	105	70-130	09/04/20 01:23	
4-Bromofluorobenzene (S)	%	100	70-130	09/04/20 01:23	
Toluene-d8 (S)	%	103	70-130	09/04/20 01:23	

LABORATORY CONTROL SAMPLE: 2992123

Parameter	Units	Spike Conc.	LCS Result	LCS % Rec	% Rec Limits	Qualifiers
1,1,1,2-Tetrachloroethane	ug/L	50	57.1	114	60-140	
1,1,1-Trichloroethane	ug/L	50	54.9	110	60-140	
1,1,2,2-Tetrachloroethane	ug/L	50	51.6	103	60-140	
1,1,2-Trichloroethane	ug/L	50	53.8	108	60-140	
1,1-Dichloroethane	ug/L	50	48.9	98	60-140	
1,1-Dichloroethene	ug/L	50	49.2	98	60-140	
1,1-Dichloropropene	ug/L	50	51.7	103	60-140	
1,2,3-Trichlorobenzene	ug/L	50	54.2	108	60-140	
1,2,3-Trichloropropane	ug/L	50	53.9	108	60-140	
1,2,4-Trichlorobenzene	ug/L	50	55.2	110	60-140	
1,2,4-Trimethylbenzene	ug/L	50	50.9	102	60-140	
1,2-Dibromo-3-chloropropane	ug/L	50	50.7	101	60-140	
1,2-Dibromoethane (EDB)	ug/L	50	55.1	110	60-140	
1,2-Dichlorobenzene	ug/L	50	51.1	102	60-140	
1,2-Dichloroethane	ug/L	50	45.0	90	60-140	
1,2-Dichloropropane	ug/L	50	52.0	104	60-140	
1,3,5-Trimethylbenzene	ug/L	50	51.3	103	60-140	

Results presented on this page are in the units indicated by the "Units" column except where an alternate unit is presented to the right of the result.

REPORT OF LABORATORY ANALYSIS

This report shall not be reproduced, except in full,
without the written consent of Pace Analytical Services, LLC.

Pace Analytical Services, LLC
9800 Kincey Ave. Suite 100
Huntersville, NC 28078
(704)875-9092

QUALITY CONTROL DATA

Project: 2020-LI-2448
Pace Project No.: 92493888

LABORATORY CONTROL SAMPLE: 2992123

Parameter	Units	Spike Conc.	LCS Result	LCS % Rec	% Rec Limits	Qualifiers
1,3-Dichlorobenzene	ug/L	50	51.9	104	60-140	
1,3-Dichloropropane	ug/L	50	53.6	107	60-140	
1,4-Dichlorobenzene	ug/L	50	50.5	101	60-140	
2,2-Dichloropropane	ug/L	50	50.2	100	60-140	
2-Chlorotoluene	ug/L	50	51.7	103	60-140	
4-Chlorotoluene	ug/L	50	48.7	97	60-140	
Benzene	ug/L	50	49.6	99	60-140	
Bromobenzene	ug/L	50	51.6	103	60-140	
Bromochloromethane	ug/L	50	51.2	102	60-140	
Bromodichloromethane	ug/L	50	49.4	99	60-140	
Bromoform	ug/L	50	45.5	91	60-140	
Bromomethane	ug/L	50	61.7	123	60-140	
Carbon tetrachloride	ug/L	50	56.1	112	60-140	
Chlorobenzene	ug/L	50	49.9	100	60-140	
Chloroethane	ug/L	50	44.1	88	60-140	
Chloroform	ug/L	50	47.6	95	60-140	
Chloromethane	ug/L	50	42.0	84	60-140	
cis-1,2-Dichloroethene	ug/L	50	47.9	96	60-140	
cis-1,3-Dichloropropene	ug/L	50	57.7	115	60-140	
Dibromochloromethane	ug/L	50	48.8	98	60-140	
Dibromomethane	ug/L	50	53.1	106	60-140	
Dichlorodifluoromethane	ug/L	50	41.5	83	60-140	
Diisopropyl ether	ug/L	50	48.4	97	60-140	
Ethylbenzene	ug/L	50	48.3	97	60-140	
Hexachloro-1,3-butadiene	ug/L	50	54.4	109	60-140	
Isopropylbenzene (Cumene)	ug/L	50	50.0	100	60-140	
m&p-Xylene	ug/L	100	98.5	99	60-140	
Methyl-tert-butyl ether	ug/L	50	51.4	103	60-140	
Methylene Chloride	ug/L	50	48.8	98	60-140	
n-Butylbenzene	ug/L	50	51.4	103	60-140	
n-Propylbenzene	ug/L	50	49.7	99	60-140	
Naphthalene	ug/L	50	54.1	108	60-140	
o-Xylene	ug/L	50	48.9	98	60-140	
sec-Butylbenzene	ug/L	50	50.3	101	60-140	
Styrene	ug/L	50	51.2	102	60-140	
tert-Butylbenzene	ug/L	50	44.4	89	60-140	
Tetrachloroethene	ug/L	50	49.7	99	60-140	
Toluene	ug/L	50	48.0	96	60-140	
trans-1,2-Dichloroethene	ug/L	50	50.4	101	60-140	
trans-1,3-Dichloropropene	ug/L	50	55.9	112	60-140	
Trichloroethene	ug/L	50	54.8	110	60-140	
Trichlorofluoromethane	ug/L	50	44.3	89	60-140	
Vinyl chloride	ug/L	50	44.1	88	60-140	
1,2-Dichloroethane-d4 (S)	%			97	70-130	
4-Bromofluorobenzene (S)	%			100	70-130	
Toluene-d8 (S)	%			99	70-130	

Results presented on this page are in the units indicated by the "Units" column except where an alternate unit is presented to the right of the result.

REPORT OF LABORATORY ANALYSIS

This report shall not be reproduced, except in full,
without the written consent of Pace Analytical Services, LLC.

Pace Analytical Services, LLC
9800 Kincey Ave. Suite 100
Huntersville, NC 28078
(704)875-9092

QUALITY CONTROL DATA

Project: 2020-LI-2448
Pace Project No.: 92493888

MATRIX SPIKE & MATRIX SPIKE DUPLICATE: 2992124 2992125

Parameter	Units	92493140002 Result	MS Spike Conc.	MSD Spike Conc.	MS Result	MSD Result	MS % Rec	MSD % Rec	% Rec Limits	RPD	Qual
1,1,1,2-Tetrachloroethane	ug/L	ND	200	200	218	221	109	111	60-140	2	
1,1,1-Trichloroethane	ug/L	ND	200	200	260	246	130	123	60-140	6	
1,1,2,2-Tetrachloroethane	ug/L	ND	200	200	217	217	109	109	60-140	0	
1,1,2-Trichloroethane	ug/L	ND	200	200	226	222	113	111	60-140	2	
1,1-Dichloroethane	ug/L	ND	200	200	237	227	118	114	60-140	4	
1,1-Dichloroethene	ug/L	ND	200	200	244	238	122	119	60-140	2	
1,1-Dichloropropene	ug/L	ND	200	200	249	236	125	118	60-140	6	
1,2,3-Trichlorobenzene	ug/L	ND	200	200	210	230	105	115	60-140	9	
1,2,3-Trichloropropane	ug/L	ND	200	200	227	239	114	119	60-140	5	
1,2,4-Trichlorobenzene	ug/L	ND	200	200	228	234	114	117	60-140	3	
1,2,4-Trimethylbenzene	ug/L	807	200	200	1050	1060	121	125	60-140	1	
1,2-Dibromo-3-chloropropane	ug/L	ND	200	200	184	192	92	96	60-140	4	
1,2-Dibromoethane (EDB)	ug/L	ND	200	200	223	227	111	113	60-140	2	
1,2-Dichlorobenzene	ug/L	ND	200	200	216	223	108	111	60-140	3	
1,2-Dichloroethane	ug/L	ND	200	200	213	204	107	102	60-140	5	
1,2-Dichloropropane	ug/L	ND	200	200	236	226	118	113	60-140	4	
1,3,5-Trimethylbenzene	ug/L	ND	200	200	446	450	223	225	60-140	1	M1
1,3-Dichlorobenzene	ug/L	ND	200	200	225	228	112	114	60-140	1	
1,3-Dichloropropane	ug/L	ND	200	200	229	226	115	113	60-140	1	
1,4-Dichlorobenzene	ug/L	ND	200	200	231	227	115	113	60-140	2	
2,2-Dichloropropane	ug/L	ND	200	200	190	197	95	98	60-140	3	
2-Chlorotoluene	ug/L	ND	200	200	241	240	120	120	60-140	0	
4-Chlorotoluene	ug/L	ND	200	200	221	218	110	109	60-140	1	
Benzene	ug/L	465	200	200	709	703	122	119	60-140	1	
Bromobenzene	ug/L	ND	200	200	224	230	112	115	60-140	2	
Bromochloromethane	ug/L	ND	200	200	245	236	122	118	60-140	4	
Bromodichloromethane	ug/L	ND	200	200	207	205	104	103	60-140	1	
Bromoform	ug/L	ND	200	200	179	189	90	94	60-140	5	
Bromomethane	ug/L	ND	200	200	184	199	92	100	60-140	8	
Carbon tetrachloride	ug/L	ND	200	200	229	241	115	121	60-140	5	
Chlorobenzene	ug/L	ND	200	200	220	221	110	111	60-140	1	
Chloroethane	ug/L	ND	200	200	243	223	122	112	60-140	9	
Chloroform	ug/L	ND	200	200	226	216	113	108	60-140	4	
Chloromethane	ug/L	ND	200	200	197	180	99	90	60-140	9	
cis-1,2-Dichloroethene	ug/L	ND	200	200	231	219	116	109	60-140	6	
cis-1,3-Dichloropropene	ug/L	ND	200	200	231	229	116	115	60-140	1	
Dibromochloromethane	ug/L	ND	200	200	198	201	99	101	60-140	2	
Dibromomethane	ug/L	ND	200	200	226	225	113	113	60-140	0	
Dichlorodifluoromethane	ug/L	ND	200	200	202	200	101	100	60-140	1	
Diisopropyl ether	ug/L	5.4	200	200	225	219	110	107	60-140	3	
Ethylbenzene	ug/L	255	200	200	479	483	112	114	60-140	1	
Hexachloro-1,3-butadiene	ug/L	ND	200	200	204	217	102	108	60-140	6	
Isopropylbenzene (Cumene)	ug/L	29.5	200	200	252	254	111	112	60-140	1	
m&p-Xylene	ug/L	1160	400	400	1620	1620	115	113	60-140	0	
Methyl-tert-butyl ether	ug/L	ND	200	200	223	210	111	105	60-140	6	
Methylene Chloride	ug/L	ND	200	200	244	228	122	114	60-140	7	

Results presented on this page are in the units indicated by the "Units" column except where an alternate unit is presented to the right of the result.

REPORT OF LABORATORY ANALYSIS

This report shall not be reproduced, except in full,
without the written consent of Pace Analytical Services, LLC.

Pace Analytical Services, LLC
9800 Kincey Ave. Suite 100
Huntersville, NC 28078
(704)875-9092

QUALITY CONTROL DATA

Project: 2020-LI-2448
Pace Project No.: 92493888

MATRIX SPIKE & MATRIX SPIKE DUPLICATE: 2992124 2992125

Parameter	Units	92493140002 Result	MS Spike Conc.	MSD Spike Conc.	MS Result	MSD Result	MS % Rec	MSD % Rec	% Rec Limits	RPD	Qual
n-Butylbenzene	ug/L	ND	200	200	253	295	127	148	60-140	15	M1
n-Propylbenzene	ug/L	ND	200	200	290	292	145	146	60-140	1	M1
Naphthalene	ug/L	138	200	200	368	382	115	122	60-140	4	
o-Xylene	ug/L	560	200	200	775	778	108	109	60-140	0	
sec-Butylbenzene	ug/L	ND	200	200	240	236	120	118	60-140	2	
Styrene	ug/L	ND	200	200	232	230	116	115	60-140	1	
tert-Butylbenzene	ug/L	ND	200	200	203	202	101	101	60-140	0	
Tetrachloroethene	ug/L	ND	200	200	225	231	113	115	60-140	2	
Toluene	ug/L	1600	200	200	1820	1800	109	99	60-140	1	
trans-1,2-Dichloroethene	ug/L	ND	200	200	244	234	122	117	60-140	4	
trans-1,3-Dichloropropene	ug/L	ND	200	200	210	214	105	107	60-140	2	
Trichloroethene	ug/L	ND	200	200	255	245	128	123	60-140	4	
Trichlorofluoromethane	ug/L	ND	200	200	215	211	107	105	60-140	2	
Vinyl chloride	ug/L	ND	200	200	211	201	106	101	60-140	5	
1,2-Dichloroethane-d4 (S)	%						98	99	70-130		
4-Bromofluorobenzene (S)	%						99	99	70-130		
Toluene-d8 (S)	%						98	97	70-130		

Results presented on this page are in the units indicated by the "Units" column except where an alternate unit is presented to the right of the result.

REPORT OF LABORATORY ANALYSIS

This report shall not be reproduced, except in full,
without the written consent of Pace Analytical Services, LLC.

Pace Analytical Services, LLC
9800 Kincey Ave. Suite 100
Huntersville, NC 28078
(704)875-9092

QUALIFIERS

Project: 2020-LI-2448
Pace Project No.: 92493888

DEFINITIONS

DF - Dilution Factor, if reported, represents the factor applied to the reported data due to dilution of the sample aliquot.

ND - Not Detected at or above adjusted reporting limit.

TNTC - Too Numerous To Count

J - Estimated concentration above the adjusted method detection limit and below the adjusted reporting limit.

MDL - Adjusted Method Detection Limit.

PQL - Practical Quantitation Limit.

RL - Reporting Limit - The lowest concentration value that meets project requirements for quantitative data with known precision and bias for a specific analyte in a specific matrix.

S - Surrogate

1,2-Diphenylhydrazine decomposes to and cannot be separated from Azobenzene using Method 8270. The result for each analyte is a combined concentration.

Consistent with EPA guidelines, unrounded data are displayed and have been used to calculate % recovery and RPD values.

LCS(D) - Laboratory Control Sample (Duplicate)

MS(D) - Matrix Spike (Duplicate)

DUP - Sample Duplicate

RPD - Relative Percent Difference

NC - Not Calculable.

SG - Silica Gel - Clean-Up

U - Indicates the compound was analyzed for, but not detected.

Acid preservation may not be appropriate for 2 Chloroethylvinyl ether.

A separate vial preserved to a pH of 4-5 is recommended in SW846 Chapter 4 for the analysis of Acrolein and Acrylonitrile by EPA Method 8260.

N-Nitrosodiphenylamine decomposes and cannot be separated from Diphenylamine using Method 8270. The result reported for each analyte is a combined concentration.

Pace Analytical is TNI accredited. Contact your Pace PM for the current list of accredited analytes.

TNI - The NELAC Institute.

ANALYTE QUALIFIERS

M1 Matrix spike recovery exceeded QC limits. Batch accepted based on laboratory control sample (LCS) recovery.

This report shall not be reproduced, except in full,
without the written consent of Pace Analytical Services, LLC.

Pace Analytical Services, LLC
9800 Kincey Ave. Suite 100
Huntersville, NC 28078
(704)875-9092

QUALITY CONTROL DATA CROSS REFERENCE TABLE

Project: 2020-LI-2448
Pace Project No.: 92493888

Lab ID	Sample ID	QC Batch Method	QC Batch	Analytical Method	Analytical Batch
92493888001	**13945_AC_RD**	MADEPV	1538267	MADEP VPH	1538267
92493888001	**13945_AC_RD**	EPA 3010A	564487	EPA 6010D	564500
92493888001	**13945_AC_RD**	SM 6200B	564438		

This report shall not be reproduced, except in full,
without the written consent of Pace Analytical Services, LLC.

CHAIN-OF-CUSTODY Analytical Request Document

Pace Analytical

Chain-of-Custody is a LEGAL DOCUMENT - Complete all relevent fields

LAB USE ONLY- Affix

WO# : 92493888

92493888

ALL SI

Container Preservat

Company: Apex Companies	Billing Information:
Address:	
Report To: Andrew Street	Email To: Andrew Street / Emily Little
Copy To:	Site Collection Info/Address:
Customer Project Name/Number: 2020-LI-2448	State: NC / County/City: Huntersville / Time Zone Collected: [ ] PT [ ] MT [ ] CT [✓] ET
Phone: / Email:	Site/Facility ID #: / Compliance Monitoring? [ ] Yes [ ] No
Collected By (print): Matthew Fairoli	Purchase Order #: / Quote #: / DW PWS ID #: / DW Location Code:
Collected By (signature):	Turnaround Date Required: ASAP / Immediately Packed on Ice: [✓] Yes [ ] No
Sample Disposal: [ ] Dispose as appropriate [ ] Return [ ] Archive: _____ [ ] Hold: _____	Rush: [✓] Same Day [ ] Next Day [ ] 2 Day [ ] 3 Day [ ] 4 Day [ ] 5 Day (Expedite Charges Apply) / Field Filtered (if applicable): [ ] Yes [ ] No / Analysis: _____

** Preservative Types: (1) nitric acid, (2) sulfuric acid, (3) hydrochloric acid, (4) sodium hydroxide, (5) zinc acetate, (6) methanol, (7) sodium bisulfate, (8) sodium thiosulfate, (9) hexane, (A) ascorbic acid, (B) ammonium sulfate, (C) ammonium hydroxide, (D) TSP, (U) Unpreserved, (O) Other _____

* Matrix Codes (Insert in Matrix box below): Drinking Water (DW), Ground Water (GW), Wastewater (WW), Product (P), Soil/Solid (SL), Oil (OL), Wipe (WP), Air (AR), Tissue (TS), Bioassay (B), Vapor (V), Other (OT)

Customer Sample ID	Matrix *	Comp / Grab	Collected (or Composite Start) Date	Collected (or Composite Start) Time	Composite End Date	Composite End Time	Res Cl	# of Ctns	SM6200B	Lead	MADEP VPH							Lab Sample # / Comments
13946 ACRD	DW	G	09/02	1710					X	X	X							92493888 001

Analyses

Lab Profile/Line:

Lab Sample Receipt Checklist:

Custody Seals Present/Intact	Y N NA
Custody Signatures Present	Y N NA
Collector Signature Present	Y N NA
Bottles Intact	Y N NA
Correct Bottles	Y N NA
Sufficient Volume	Y N NA
Samples Received on Ice	Y N NA
VOA - Headspace Acceptable	Y N NA
USDA Regulated Soils	Y N NA
Samples in Holding Time	Y N NA
Residual Chlorine Present	Y N NA
Cl Strips: _____	
Sample pH Acceptable	Y N NA
pH Strips: _____	
Sulfide Present	Y N NA
Lead Acetate Strips: _____	

LAB USE ONLY:
Lab Sample # / Comments:

92493888 001

Customer Remarks / Special Conditions / Possible Hazards:

Type of Ice Used: Wet Blue Dry None

Packing Material Used: BBAG

Radchem sample(s) screened (<500 cpm): Y N NA

SHORT HOLDS PRESENT (<72 hours): Y N N/A

Lab Tracking #: 2539223

Samples received via: FEDEX UPS Client Courier Pace Courier

Lab Sample Temperature Info:
Temp Blank Received: Y N NA
Therm ID#: 02-P061
Cooler 1 Temp Upon Receipt: 5.9 oC
Cooler 1 Therm Corr. Factor: 0.0 oC
Cooler 1 Corrected Temp: 5.9 oC
Comments:

Relinquished by/Company: (Signature)	Date/Time:	Received by/Company: (Signature)	Date/Time:
Apex	09/02/20 2000		9-3-20 645
Relinquished by/Company: (Signature)	Date/Time: 9-3-20 1339	Received by/Company: (Signature) BB PACE HV	Date/Time: 9/3/20 1339
Relinquished by/Company: (Signature)	Date/Time:	Received by/Company: (Signature)	Date/Time:

MTJL LAB USE ONLY
Table #:
Acctnum:
Template:
Prelogin:
PM:
PB:

Trip Blank Received: Y N NA
HCL MeOH TSP Other

Non Conformance(s): YES / NO

Page: _____ of: _____

Pace Analytical®

CHAIN-OF-CUSTODY Analytical Request Document

Chain-of-Custody is a LEGAL DOCUMENT - Complete all relevent fields

LAB USE ONLY- Affix Workorder/Login Label Here or List Pace Workorder Number or MTJL Log-in Number Here

ALL SHADED AREAS are for LAB USE ONLY

Company: Apex Companies

Billing Information:

Address:

Report To: Andrew Street

Email To: Andrew Street/Emily Little

Copy To:

Site Collection Info/Address:

Customer Project Name/Number: 2020-L1-2448

State: NC / County/City: Huntersville

Time Zone Collected: [ ] PT [ ] MT [ ] CT [✓] ET

Phone:
Email:

Site/Facility ID #:

Compliance Monitoring? [ ] Yes [ ] No

Collected By (print): Matthew Fraioli

Purchase Order #:
Quote #:

DW PWS ID #:
DW Location Code:

Collected By (signature): [signature]

Turnaround Date Required: ASAP

Immediately Packed on Ice: [✓] Yes [ ] No

Sample Disposal:
[ ] Dispose as appropriate [ ] Return
[ ] Archive: _____
[ ] Hold: _____

Rush: [✓] Same Day [ ] Next Day
[ ] 2 Day [ ] 3 Day [ ] 4 Day [ ] 5 Day
(Expedite Charges Apply)

Field Filtered (if applicable): [ ] Yes [ ] No

Analysis: _____

* Matrix Codes (Insert in Matrix box below): Drinking Water (DW), Ground Water (GW), Wastewater (WW), Product (P), Soil/Solid (SL), Oil (OL), Wipe (WP), Air (AR), Tissue (TS), Bioassay (B), Vapor (V), Other (OT)

Container Preservative Type **

Lab Project Manager:

** Preservative Types: (1) nitric acid, (2) sulfuric acid, (3) hydrochloric acid, (4) sodium hydroxide, (5) zinc acetate, (6) methanol, (7) sodium bisulfate, (8) sodium thiosulfate, (9) hexane, (A) ascorbic acid, (B) ammonium sulfate, (C) ammonium hydroxide, (D) TSP, (U) Unpreserved, (O) Other _____

Analyses

Customer Sample ID	Matrix *	Comp / Grab	Collected (or Composite Start) Date	Collected (or Composite Start) Time	Composite End Date	Composite End Time	Res Cl	# of Ctns	SM6200B	Lead	MADEP VPH							
13945 AC RD	DW	G	09/02	1710					X	X	X							

Lab Profile/Line:

Lab Sample Receipt Checklist:

Custody Seals Present/Intact	Y N NA
Custody Signatures Present	Y N NA
Collector Signature Present	Y N NA
Bottles Intact	Y N NA
Correct Bottles	Y N NA
Sufficient Volume	Y N NA
Samples Received on Ice	Y N NA
VOA - Headspace Acceptable	Y N NA
USDA Regulated Soils	Y N NA
Samples in Holding Time	Y N NA
Residual Chlorine Present	Y N NA
Cl Strips: _____	
Sample pH Acceptable	Y N NA
pH Strips: _____	
Sulfide Present	Y N NA
Lead Acetate Strips: _____	

LAB USE ONLY:
Lab Sample # / Comments:

92493888

001

Customer Remarks / Special Conditions / Possible Hazards:

Type of Ice Used: Wet Blue Dry None

Packing Material Used: BBAG

Radchem sample(s) screened (<500 cpm): Y N NA

SHORT HOLDS PRESENT (<72 hours): Y N N/A

Lab Tracking #: 2539223

Samples received via: FEDEX UPS Client Courier Pace Courier

Lab Sample Temperature Info:
Temp Blank Received: Y N NA
Therm ID#: 92406 1
Cooler 1 Temp Upon Receipt: 5.9 oC
Cooler 1 Therm Corr. Factor: 0 oC
Cooler 1 Corrected Temp: 5.9 oC
Comments:

Relinquished by/Company: (Signature)	Date/Time:	Received by/Company: (Signature)	Date/Time:
[signature] / Apex	2000 04/02/20	[signature]	9-2-20 6:45
[signature]	9-2-20 1339	BBPAG HW	9-2-20 1339

MTJL LAB USE ONLY
Table #:
Acctnum:
Template:
Prelogin:
PM:
PB:

Trip Blank Received: Y N NA
HCL MeOH TSP Other

Non Conformance(s): YES / NO

Page: _____ of: _____

***Check mark top half of box if pH and/or dechlorination is verified and within the acceptance range for preservation samples.**

Exceptions: VOA, Coliform, TOC, Oil and Grease, DRO/8015 (water) DOC, LLHg

****Bottom half of box is to list number of bottle**

Project # **WO#: 92493888**

PM: AMB Due Date: 09/04/20

CLIENT: 92-APEX MOOR

Item#	BP4U-125 mL Plastic Unpreserved (N/A) (Cl-)	BP3U-250 mL Plastic Unpreserved (N/A)	BP2U-500 mL Plastic Unpreserved (N/A)	BP1U-1 liter Plastic Unpreserved (N/A)	BP4S-125 mL Plastic H2SO4 (pH < 2) (Cl-)	BP3N-250 mL plastic HNO3 (pH < 2)	BP4Z-125 mL Plastic ZN Acetate & NaOH (>9)	BP4C-125 mL Plastic NaOH (pH > 12) (Cl-)	WGFU-Wide-mouthed Glass jar Unpreserved	AG1U-1 liter Amber Unpreserved (N/A) (Cl-)	AG1H-1 liter Amber HCl (pH < 2)	AG3U-250 mL Amber Unpreserved (N/A) (Cl-	AG1S-1 liter Amber H2SO4 (pH < 2)	AG3S-250 mL Amber H2SO4 (pH < 2)	AG3A(DG3A)-250 mL Amber NH4Cl (N/A)(Cl-)	DG9H-40 mL VOA HCl (N/A)	VG9T-40 mL VOA Na2S2O3 (N/A)	VG9U-40 mL VOA Unp (N/A)	DG9P-40 mL VOA H3PO4 (N/A)	VOAK (6 vials per kit)-5035 kit (N/A)	V/GK (3 vials per kit)-VPH/Gas kit (N/A)	SP5T-125 mL Sterile Plastic (N/A – lab)	SP2T-250 mL Sterile Plastic (N/A – lab)		BP3A-250 mL Plastic (NH2)2SO4 (9.3-9.7)	AG0U-100 mL Amber Unpreserved vials (N/A)	VSGU-20 mL Scintillation vials (N/A)	DG9U-40 mL Amber Unpreserved vials (N/A)
1																												
2																												
3																												
4																												
5																												
6																												
7																												
8																												
9																												
10																												
11																												
12																												

pH Adjustment Log for Preserved Samples

Sample ID	Type of Preservative	pH upon receipt	Date preservation adjusted	Time preservation adjusted	Amount of Preservative added	Lot #

Note: Whenever there is a discrepancy affecting North Carolina compliance samples, a copy of this form will be sent to the North Carolina DEHNR Certification Office (i.e. Out of hold, incorrect preservative, out of temp, incorrect containers.

Pace Analytical Services, LLC
9800 Kincey Ave. Suite 100
Huntersville, NC 28078
(704)875-9092

September 07, 2020

Andrew Street
Apex Companies - NC
5900 Northwoods Business Pkwy
Suite 5900-0
Charlotte, NC 28269

RE: Project: 2020-LI-2448
Pace Project No.: 92493891

Dear Andrew Street:

Enclosed are the analytical results for sample(s) received by the laboratory on September 03, 2020. The results relate only to the samples included in this report. Results reported herein conform to the applicable TNI/NELAC Standards and the laboratory's Quality Manual, where applicable, unless otherwise noted in the body of the report.

The test results provided in this final report were generated by each of the following laboratories within the Pace Network:

- Pace National - Mt. Juliet
- Pace Analytical Services - Asheville
- Pace Analytical Services - Charlotte

A revised laboratory report is being submitted on 9/7/2020 to update the sample ID.

If you have any questions concerning this report, please feel free to contact me.

Sincerely,

Angela M. Baioni

Angela Baioni
angela.baioni@pacelabs.com
(704)875-9092
Project Manager

Enclosures

cc: J Culbreath, Colonial Pipeline Company
Robert Hughes, Colonial Pipeline
Margaret King, APEX Companies, LLC
Emily Little, Apex Companies
Jeff Morrison, Colonial Pipeline Company
Tom Naumann, APEX Companies - NC
Joe Nicolette, Montrose-EPS
Christopher Schultz, Apex Companies
J Tate, Colonial Pipeline Company
Alex Testoff, Montrose-EPS
Michael Verdon, Colonial Pipeline Company
JM Wyatt, Colonial Pipeline Company

REPORT OF LABORATORY ANALYSIS

This report shall not be reproduced, except in full,
without the written consent of Pace Analytical Services, LLC.

Pace Analytical Services, LLC
9800 Kincey Ave. Suite 100
Huntersville, NC 28078
(704)875-9092

CERTIFICATIONS

Project: 2020-LI-2448
Pace Project No.: 92493891

Pace Analytical Services National

12065 Lebanon Road, Mt. Juliet, TN 37122
Alabama Certification #: 40660
Alaska Certification 17-026
Arizona Certification #: AZ0612
Arkansas Certification #: 88-0469
California Certification #: 2932
Canada Certification #: 1461.01
Colorado Certification #: TN00003
Connecticut Certification #: PH-0197
DOD Certification: #1461.01
EPA# TN00003
Florida Certification #: E87487
Georgia DW Certification #: 923
Georgia Certification: NELAP
Idaho Certification #: TN00003
Illinois Certification #: 200008
Indiana Certification #: C-TN-01
Iowa Certification #: 364
Kansas Certification #: E-10277
Kentucky UST Certification #: 16
Kentucky Certification #: 90010
Louisiana Certification #: AI30792
Louisiana DW Certification #: LA180010
Maine Certification #: TN0002
Maryland Certification #: 324
Massachusetts Certification #: M-TN003
Michigan Certification #: 9958
Minnesota Certification #: 047-999-395
Mississippi Certification #: TN00003
Missouri Certification #: 340
Montana Certification #: CERT0086
Nebraska Certification #: NE-OS-15-05
Nevada Certification #: TN-03-2002-34
New Hampshire Certification #: 2975
New Jersey Certification #: TN002
New Mexico DW Certification
New York Certification #: 11742
North Carolina Aquatic Toxicity Certification #: 41
North Carolina Drinking Water Certification #: 21704
North Carolina Environmental Certificate #: 375
North Dakota Certification #: R-140
Ohio VAP Certification #: CL0069
Oklahoma Certification #: 9915
Oregon Certification #: TN200002
Pennsylvania Certification #: 68-02979
Rhode Island Certification #: LAO00356
South Carolina Certification #: 84004
South Dakota Certification
Tennessee DW/Chem/Micro Certification #: 2006
Texas Certification #: T 104704245-17-14
Texas Mold Certification #: LAB0152
USDA Soil Permit #: P330-15-00234
Utah Certification #: TN00003
Virginia Certification #: VT2006
Vermont Dept. of Health: ID# VT-2006
Virginia Certification #: 460132
Washington Certification #: C847
West Virginia Certification #: 233
Wisconsin Certification #: 9980939910
Wyoming UST Certification #: via A2LA 2926.01
A2LA-ISO 17025 Certification #: 1461.01
A2LA-ISO 17025 Certification #: 1461.02
AIHA-LAP/LLC EMLAP Certification #:100789

Pace Analytical Services Charlotte

9800 Kincey Ave. Ste 100, Huntersville, NC 28078
Louisiana/NELAP Certification # LA170028
North Carolina Drinking Water Certification #: 37706
North Carolina Field Services Certification #: 5342
North Carolina Wastewater Certification #: 12
South Carolina Certification #: 99006001
Florida/NELAP Certification #: E87627
Kentucky UST Certification #: 84
Virginia/VELAP Certification #: 460221

Pace Analytical Services Asheville

2225 Riverside Drive, Asheville, NC 28804
Florida/NELAP Certification #: E87648
Massachusetts Certification #: M-NC030
North Carolina Drinking Water Certification #: 37712
North Carolina Wastewater Certification #: 40
South Carolina Certification #: 99030001
Virginia/VELAP Certification #: 460222

REPORT OF LABORATORY ANALYSIS

This report shall not be reproduced, except in full,
without the written consent of Pace Analytical Services, LLC.

Pace Analytical Services, LLC
9800 Kincey Ave. Suite 100
Huntersville, NC 28078
(704)875-9092

SAMPLE ANALYTE COUNT

Project: 2020-LI-2448
Pace Project No.: 92493891

Lab ID	Sample ID	Method	Analysts	Analytes Reported	Laboratory
92493891001	**13926B_HC_RD**	MADEP VPH	ADM	6	PAN
		EPA 6010D	SH1	1	PASI-A
		SM 6200B	SAS	63	PASI-C

PAN = Pace National - Mt. Juliet
PASI-A = Pace Analytical Services - Asheville
PASI-C = Pace Analytical Services - Charlotte

This report shall not be reproduced, except in full,
without the written consent of Pace Analytical Services, LLC.

Pace Analytical Services, LLC
9800 Kincey Ave. Suite 100
Huntersville, NC 28078
(704)875-9092

ANALYTICAL RESULTS

Project: 2020-LI-2448
Pace Project No.: 92493891

Sample: 13926B_HC_RD **Lab ID: 92493891001** Collected: 09/02/20 14:17 Received: 09/03/20 06:45 Matrix: Water

Parameters	Results	Units	Report Limit	DF	Prepared	Analyzed	CAS No.	Qual
MADEPV	Analytical Method: MADEP VPH Preparation Method: MADEPV Pace National - Mt. Juliet							
Aliphatic (C05-C08)	ND	ug/L	100	1	09/04/20 20:12	09/04/20 20:12		
Aliphatic (C09-C12)	ND	ug/L	100	1	09/04/20 20:12	09/04/20 20:12		
Aromatic (C09-C10),Unadjusted	ND	ug/L	100	1	09/04/20 20:12	09/04/20 20:12	TPHC9C10A	
Total VPH	ND	ug/L	100	1	09/04/20 20:12	09/04/20 20:12	VPH	
Surrogates								
2,5-Dibromotoluene (FID)	90.4	%	70.0-130	1	09/04/20 20:12	09/04/20 20:12	615-59-8FID	
2,5-Dibromotoluene (PID)	99.3	%	70.0-130	1	09/04/20 20:12	09/04/20 20:12	615-59-8PID	
6010 MET ICP	Analytical Method: EPA 6010D Preparation Method: EPA 3010A Pace Analytical Services - Asheville							
Lead	ND	ug/L	5.0	1	09/04/20 01:43	09/04/20 09:37	7439-92-1	
6200B MSV	Analytical Method: SM 6200B Pace Analytical Services - Charlotte							
Benzene	ND	ug/L	0.50	1		09/04/20 07:53	71-43-2	
Bromobenzene	ND	ug/L	0.50	1		09/04/20 07:53	108-86-1	
Bromochloromethane	ND	ug/L	0.50	1		09/04/20 07:53	74-97-5	
Bromodichloromethane	ND	ug/L	0.50	1		09/04/20 07:53	75-27-4	
Bromoform	ND	ug/L	0.50	1		09/04/20 07:53	75-25-2	
Bromomethane	ND	ug/L	5.0	1		09/04/20 07:53	74-83-9	
n-Butylbenzene	ND	ug/L	0.50	1		09/04/20 07:53	104-51-8	
sec-Butylbenzene	ND	ug/L	0.50	1		09/04/20 07:53	135-98-8	
tert-Butylbenzene	ND	ug/L	0.50	1		09/04/20 07:53	98-06-6	
Carbon tetrachloride	ND	ug/L	0.50	1		09/04/20 07:53	56-23-5	
Chlorobenzene	ND	ug/L	0.50	1		09/04/20 07:53	108-90-7	
Chloroethane	ND	ug/L	1.0	1		09/04/20 07:53	75-00-3	
Chloroform	**9.4**	ug/L	0.50	1		09/04/20 07:53	67-66-3	
Chloromethane	ND	ug/L	1.0	1		09/04/20 07:53	74-87-3	
2-Chlorotoluene	ND	ug/L	0.50	1		09/04/20 07:53	95-49-8	
4-Chlorotoluene	ND	ug/L	0.50	1		09/04/20 07:53	106-43-4	
1,2-Dibromo-3-chloropropane	ND	ug/L	1.0	1		09/04/20 07:53	96-12-8	
Dibromochloromethane	ND	ug/L	0.50	1		09/04/20 07:53	124-48-1	
1,2-Dibromoethane (EDB)	ND	ug/L	0.50	1		09/04/20 07:53	106-93-4	
Dibromomethane	ND	ug/L	0.50	1		09/04/20 07:53	74-95-3	
1,2-Dichlorobenzene	ND	ug/L	0.50	1		09/04/20 07:53	95-50-1	
1,3-Dichlorobenzene	ND	ug/L	0.50	1		09/04/20 07:53	541-73-1	
1,4-Dichlorobenzene	ND	ug/L	0.50	1		09/04/20 07:53	106-46-7	
Dichlorodifluoromethane	ND	ug/L	0.50	1		09/04/20 07:53	75-71-8	
1,1-Dichloroethane	ND	ug/L	0.50	1		09/04/20 07:53	75-34-3	
1,2-Dichloroethane	ND	ug/L	0.50	1		09/04/20 07:53	107-06-2	
1,1-Dichloroethene	ND	ug/L	0.50	1		09/04/20 07:53	75-35-4	
cis-1,2-Dichloroethene	ND	ug/L	0.50	1		09/04/20 07:53	156-59-2	
trans-1,2-Dichloroethene	ND	ug/L	0.50	1		09/04/20 07:53	156-60-5	
1,2-Dichloropropane	ND	ug/L	0.50	1		09/04/20 07:53	78-87-5	
1,3-Dichloropropane	ND	ug/L	0.50	1		09/04/20 07:53	142-28-9	
2,2-Dichloropropane	ND	ug/L	0.50	1		09/04/20 07:53	594-20-7	

REPORT OF LABORATORY ANALYSIS

This report shall not be reproduced, except in full,
without the written consent of Pace Analytical Services, LLC.

Pace Analytical Services, LLC
9800 Kincey Ave. Suite 100
Huntersville, NC 28078
(704)875-9092

ANALYTICAL RESULTS

Project: 2020-LI-2448
Pace Project No.: 92493891

Sample: 13926B_HC_RD **Lab ID: 92493891001** Collected: 09/02/20 14:17 Received: 09/03/20 06:45 Matrix: Water

Parameters	Results	Units	Report Limit	DF	Prepared	Analyzed	CAS No.	Qual
6200B MSV	Analytical Method: SM 6200B Pace Analytical Services - Charlotte							
1,1-Dichloropropene	ND	ug/L	0.50	1		09/04/20 07:53	563-58-6	
cis-1,3-Dichloropropene	ND	ug/L	0.50	1		09/04/20 07:53	10061-01-5	
trans-1,3-Dichloropropene	ND	ug/L	0.50	1		09/04/20 07:53	10061-02-6	
Diisopropyl ether	ND	ug/L	0.50	1		09/04/20 07:53	108-20-3	
Ethylbenzene	ND	ug/L	0.50	1		09/04/20 07:53	100-41-4	
Hexachloro-1,3-butadiene	ND	ug/L	2.0	1		09/04/20 07:53	87-68-3	
Isopropylbenzene (Cumene)	ND	ug/L	0.50	1		09/04/20 07:53	98-82-8	
Methylene Chloride	ND	ug/L	2.0	1		09/04/20 07:53	75-09-2	
Methyl-tert-butyl ether	ND	ug/L	0.50	1		09/04/20 07:53	1634-04-4	
Naphthalene	ND	ug/L	2.0	1		09/04/20 07:53	91-20-3	
n-Propylbenzene	ND	ug/L	0.50	1		09/04/20 07:53	103-65-1	
Styrene	ND	ug/L	0.50	1		09/04/20 07:53	100-42-5	
1,1,1,2-Tetrachloroethane	ND	ug/L	0.50	1		09/04/20 07:53	630-20-6	
1,1,2,2-Tetrachloroethane	ND	ug/L	0.50	1		09/04/20 07:53	79-34-5	
Tetrachloroethene	ND	ug/L	0.50	1		09/04/20 07:53	127-18-4	
Toluene	ND	ug/L	0.50	1		09/04/20 07:53	108-88-3	
1,2,3-Trichlorobenzene	ND	ug/L	2.0	1		09/04/20 07:53	87-61-6	
1,2,4-Trichlorobenzene	ND	ug/L	2.0	1		09/04/20 07:53	120-82-1	
1,1,1-Trichloroethane	ND	ug/L	0.50	1		09/04/20 07:53	71-55-6	
1,1,2-Trichloroethane	ND	ug/L	0.50	1		09/04/20 07:53	79-00-5	
Trichloroethene	ND	ug/L	0.50	1		09/04/20 07:53	79-01-6	
Trichlorofluoromethane	ND	ug/L	1.0	1		09/04/20 07:53	75-69-4	
1,2,3-Trichloropropane	ND	ug/L	0.50	1		09/04/20 07:53	96-18-4	
1,2,4-Trimethylbenzene	ND	ug/L	0.50	1		09/04/20 07:53	95-63-6	
1,3,5-Trimethylbenzene	ND	ug/L	0.50	1		09/04/20 07:53	108-67-8	
Vinyl chloride	ND	ug/L	1.0	1		09/04/20 07:53	75-01-4	
m&p-Xylene	ND	ug/L	1.0	1		09/04/20 07:53	179601-23-1	
o-Xylene	ND	ug/L	0.50	1		09/04/20 07:53	95-47-6	
Surrogates								
1,2-Dichloroethane-d4 (S)	101	%	70-130	1		09/04/20 07:53	17060-07-0	
4-Bromofluorobenzene (S)	101	%	70-130	1		09/04/20 07:53	460-00-4	
Toluene-d8 (S)	104	%	70-130	1		09/04/20 07:53	2037-26-5	

REPORT OF LABORATORY ANALYSIS

This report shall not be reproduced, except in full,
without the written consent of Pace Analytical Services, LLC.

Pace Analytical Services, LLC
9800 Kincey Ave. Suite 100
Huntersville, NC 28078
(704)875-9092

QUALITY CONTROL DATA

Project: 2020-LI-2448
Pace Project No.: 92493891

QC Batch: 1538267
QC Batch Method: MADEPV
Analysis Method: MADEP VPH
Analysis Description: MADEPV
Laboratory: Pace National - Mt. Juliet

Associated Lab Samples: 92493891001

METHOD BLANK: R3567577-2 Matrix: Water
Associated Lab Samples: 92493891001

Parameter	Units	Blank Result	Reporting Limit	Analyzed	Qualifiers
Aliphatic (C05-C08)	ug/L	ND	100	09/04/20 13:04	
Aliphatic (C09-C12)	ug/L	ND	100	09/04/20 13:04	
Aromatic (C09-C10),Unadjusted	ug/L	ND	100	09/04/20 13:04	
Total VPH	ug/L	ND	100	09/04/20 13:04	
2,5-Dibromotoluene (FID)	%	84	70.0-130	09/04/20 13:04	
2,5-Dibromotoluene (PID)	%	93.9	70.0-130	09/04/20 13:04	

LABORATORY CONTROL SAMPLE & LCSD: R3567577-1 R3567577-3

Parameter	Units	Spike Conc.	LCS Result	LCSD Result	LCS % Rec	LCSD % Rec	% Rec Limits	RPD	Max RPD	Qualifiers
Aliphatic (C05-C08)	ug/L	1200	1310	1220	109	102	70.0-130	7.11	25	
Aliphatic (C09-C12)	ug/L	1400	1290	1320	92.1	94.3	70.0-130	2.30	25	
Aromatic (C09-C10),Unadjusted	ug/L	200	258	240	129	120	70.0-130	7.23	25	
Total VPH	ug/L	2800	2860	2780	102	99.3	70.0-130	2.84	25	
2,5-Dibromotoluene (FID)	%				95.9	94.2	70.0-130			
2,5-Dibromotoluene (PID)	%				106	110	70.0-130			

Results presented on this page are in the units indicated by the "Units" column except where an alternate unit is presented to the right of the result.

REPORT OF LABORATORY ANALYSIS

This report shall not be reproduced, except in full,
without the written consent of Pace Analytical Services, LLC.

Pace Analytical Services, LLC
9800 Kincey Ave. Suite 100
Huntersville, NC 28078
(704)875-9092

QUALITY CONTROL DATA

Project: 2020-LI-2448
Pace Project No.: 92493891

QC Batch: 564487
QC Batch Method: EPA 3010A
Analysis Method: EPA 6010D
Analysis Description: 6010 MET
Laboratory: Pace Analytical Services - Asheville

Associated Lab Samples: 92493891001

METHOD BLANK: 2992317 Matrix: Water
Associated Lab Samples: 92493891001

Parameter	Units	Blank Result	Reporting Limit	Analyzed	Qualifiers
Lead	ug/L	ND	5.0	09/04/20 08:54	

LABORATORY CONTROL SAMPLE: 2992318

Parameter	Units	Spike Conc.	LCS Result	LCS % Rec	% Rec Limits	Qualifiers
Lead	ug/L	500	508	102	80-120	

MATRIX SPIKE & MATRIX SPIKE DUPLICATE: 2992319 2992320

Parameter	Units	92493878001 Result	MS Spike Conc.	MSD Spike Conc.	MS Result	MSD Result	MS % Rec	MSD % Rec	% Rec Limits	RPD	Qual
Lead	ug/L	11.6	500	500	528	542	103	106	75-125	3	

Results presented on this page are in the units indicated by the "Units" column except where an alternate unit is presented to the right of the result.

REPORT OF LABORATORY ANALYSIS

This report shall not be reproduced, except in full,
without the written consent of Pace Analytical Services, LLC.

Pace Analytical Services, LLC
9800 Kincey Ave. Suite 100
Huntersville, NC 28078
(704)875-9092

QUALITY CONTROL DATA

Project: 2020-LI-2448
Pace Project No.: 92493891

QC Batch: 564438
QC Batch Method: SM 6200B
Analysis Method: SM 6200B
Analysis Description: 6200B MSV
Laboratory: Pace Analytical Services - Charlotte

Associated Lab Samples: 92493891001

METHOD BLANK: 2992122 Matrix: Water
Associated Lab Samples: 92493891001

Parameter	Units	Blank Result	Reporting Limit	Analyzed	Qualifiers
1,1,1,2-Tetrachloroethane	ug/L	ND	0.50	09/04/20 01:23	
1,1,1-Trichloroethane	ug/L	ND	0.50	09/04/20 01:23	
1,1,2,2-Tetrachloroethane	ug/L	ND	0.50	09/04/20 01:23	
1,1,2-Trichloroethane	ug/L	ND	0.50	09/04/20 01:23	
1,1-Dichloroethane	ug/L	ND	0.50	09/04/20 01:23	
1,1-Dichloroethene	ug/L	ND	0.50	09/04/20 01:23	
1,1-Dichloropropene	ug/L	ND	0.50	09/04/20 01:23	
1,2,3-Trichlorobenzene	ug/L	ND	2.0	09/04/20 01:23	
1,2,3-Trichloropropane	ug/L	ND	0.50	09/04/20 01:23	
1,2,4-Trichlorobenzene	ug/L	ND	2.0	09/04/20 01:23	
1,2,4-Trimethylbenzene	ug/L	ND	0.50	09/04/20 01:23	
1,2-Dibromo-3-chloropropane	ug/L	ND	1.0	09/04/20 01:23	
1,2-Dibromoethane (EDB)	ug/L	ND	0.50	09/04/20 01:23	
1,2-Dichlorobenzene	ug/L	ND	0.50	09/04/20 01:23	
1,2-Dichloroethane	ug/L	ND	0.50	09/04/20 01:23	
1,2-Dichloropropane	ug/L	ND	0.50	09/04/20 01:23	
1,3,5-Trimethylbenzene	ug/L	ND	0.50	09/04/20 01:23	
1,3-Dichlorobenzene	ug/L	ND	0.50	09/04/20 01:23	
1,3-Dichloropropane	ug/L	ND	0.50	09/04/20 01:23	
1,4-Dichlorobenzene	ug/L	ND	0.50	09/04/20 01:23	
2,2-Dichloropropane	ug/L	ND	0.50	09/04/20 01:23	
2-Chlorotoluene	ug/L	ND	0.50	09/04/20 01:23	
4-Chlorotoluene	ug/L	ND	0.50	09/04/20 01:23	
Benzene	ug/L	ND	0.50	09/04/20 01:23	
Bromobenzene	ug/L	ND	0.50	09/04/20 01:23	
Bromochloromethane	ug/L	ND	0.50	09/04/20 01:23	
Bromodichloromethane	ug/L	ND	0.50	09/04/20 01:23	
Bromoform	ug/L	ND	0.50	09/04/20 01:23	
Bromomethane	ug/L	ND	5.0	09/04/20 01:23	
Carbon tetrachloride	ug/L	ND	0.50	09/04/20 01:23	
Chlorobenzene	ug/L	ND	0.50	09/04/20 01:23	
Chloroethane	ug/L	ND	1.0	09/04/20 01:23	
Chloroform	ug/L	ND	0.50	09/04/20 01:23	
Chloromethane	ug/L	ND	1.0	09/04/20 01:23	
cis-1,2-Dichloroethene	ug/L	ND	0.50	09/04/20 01:23	
cis-1,3-Dichloropropene	ug/L	ND	0.50	09/04/20 01:23	
Dibromochloromethane	ug/L	ND	0.50	09/04/20 01:23	
Dibromomethane	ug/L	ND	0.50	09/04/20 01:23	
Dichlorodifluoromethane	ug/L	ND	0.50	09/04/20 01:23	
Diisopropyl ether	ug/L	ND	0.50	09/04/20 01:23	

Results presented on this page are in the units indicated by the "Units" column except where an alternate unit is presented to the right of the result.

REPORT OF LABORATORY ANALYSIS

This report shall not be reproduced, except in full,
without the written consent of Pace Analytical Services, LLC.

Pace Analytical Services, LLC
9800 Kincey Ave. Suite 100
Huntersville, NC 28078
(704)875-9092

QUALITY CONTROL DATA

Project: 2020-LI-2448
Pace Project No.: 92493891

METHOD BLANK: 2992122 Matrix: Water
Associated Lab Samples: 92493891001

Parameter	Units	Blank Result	Reporting Limit	Analyzed	Qualifiers
Ethylbenzene	ug/L	ND	0.50	09/04/20 01:23	
Hexachloro-1,3-butadiene	ug/L	ND	2.0	09/04/20 01:23	
Isopropylbenzene (Cumene)	ug/L	ND	0.50	09/04/20 01:23	
m&p-Xylene	ug/L	ND	1.0	09/04/20 01:23	
Methyl-tert-butyl ether	ug/L	ND	0.50	09/04/20 01:23	
Methylene Chloride	ug/L	ND	2.0	09/04/20 01:23	
n-Butylbenzene	ug/L	ND	0.50	09/04/20 01:23	
n-Propylbenzene	ug/L	ND	0.50	09/04/20 01:23	
Naphthalene	ug/L	ND	2.0	09/04/20 01:23	
o-Xylene	ug/L	ND	0.50	09/04/20 01:23	
sec-Butylbenzene	ug/L	ND	0.50	09/04/20 01:23	
Styrene	ug/L	ND	0.50	09/04/20 01:23	
tert-Butylbenzene	ug/L	ND	0.50	09/04/20 01:23	
Tetrachloroethene	ug/L	ND	0.50	09/04/20 01:23	
Toluene	ug/L	ND	0.50	09/04/20 01:23	
trans-1,2-Dichloroethene	ug/L	ND	0.50	09/04/20 01:23	
trans-1,3-Dichloropropene	ug/L	ND	0.50	09/04/20 01:23	
Trichloroethene	ug/L	ND	0.50	09/04/20 01:23	
Trichlorofluoromethane	ug/L	ND	1.0	09/04/20 01:23	
Vinyl chloride	ug/L	ND	1.0	09/04/20 01:23	
1,2-Dichloroethane-d4 (S)	%	105	70-130	09/04/20 01:23	
4-Bromofluorobenzene (S)	%	100	70-130	09/04/20 01:23	
Toluene-d8 (S)	%	103	70-130	09/04/20 01:23	

LABORATORY CONTROL SAMPLE: 2992123

Parameter	Units	Spike Conc.	LCS Result	LCS % Rec	% Rec Limits	Qualifiers
1,1,1,2-Tetrachloroethane	ug/L	50	57.1	114	60-140	
1,1,1-Trichloroethane	ug/L	50	54.9	110	60-140	
1,1,2,2-Tetrachloroethane	ug/L	50	51.6	103	60-140	
1,1,2-Trichloroethane	ug/L	50	53.8	108	60-140	
1,1-Dichloroethane	ug/L	50	48.9	98	60-140	
1,1-Dichloroethene	ug/L	50	49.2	98	60-140	
1,1-Dichloropropene	ug/L	50	51.7	103	60-140	
1,2,3-Trichlorobenzene	ug/L	50	54.2	108	60-140	
1,2,3-Trichloropropane	ug/L	50	53.9	108	60-140	
1,2,4-Trichlorobenzene	ug/L	50	55.2	110	60-140	
1,2,4-Trimethylbenzene	ug/L	50	50.9	102	60-140	
1,2-Dibromo-3-chloropropane	ug/L	50	50.7	101	60-140	
1,2-Dibromoethane (EDB)	ug/L	50	55.1	110	60-140	
1,2-Dichlorobenzene	ug/L	50	51.1	102	60-140	
1,2-Dichloroethane	ug/L	50	45.0	90	60-140	
1,2-Dichloropropane	ug/L	50	52.0	104	60-140	
1,3,5-Trimethylbenzene	ug/L	50	51.3	103	60-140	

Results presented on this page are in the units indicated by the "Units" column except where an alternate unit is presented to the right of the result.

REPORT OF LABORATORY ANALYSIS

This report shall not be reproduced, except in full,
without the written consent of Pace Analytical Services, LLC.

Pace Analytical Services, LLC
9800 Kincey Ave. Suite 100
Huntersville, NC 28078
(704)875-9092

QUALITY CONTROL DATA

Project: 2020-LI-2448
Pace Project No.: 92493891

LABORATORY CONTROL SAMPLE: 2992123

Parameter	Units	Spike Conc.	LCS Result	LCS % Rec	% Rec Limits	Qualifiers
1,3-Dichlorobenzene	ug/L	50	51.9	104	60-140	
1,3-Dichloropropane	ug/L	50	53.6	107	60-140	
1,4-Dichlorobenzene	ug/L	50	50.5	101	60-140	
2,2-Dichloropropane	ug/L	50	50.2	100	60-140	
2-Chlorotoluene	ug/L	50	51.7	103	60-140	
4-Chlorotoluene	ug/L	50	48.7	97	60-140	
Benzene	ug/L	50	49.6	99	60-140	
Bromobenzene	ug/L	50	51.6	103	60-140	
Bromochloromethane	ug/L	50	51.2	102	60-140	
Bromodichloromethane	ug/L	50	49.4	99	60-140	
Bromoform	ug/L	50	45.5	91	60-140	
Bromomethane	ug/L	50	61.7	123	60-140	
Carbon tetrachloride	ug/L	50	56.1	112	60-140	
Chlorobenzene	ug/L	50	49.9	100	60-140	
Chloroethane	ug/L	50	44.1	88	60-140	
Chloroform	ug/L	50	47.6	95	60-140	
Chloromethane	ug/L	50	42.0	84	60-140	
cis-1,2-Dichloroethene	ug/L	50	47.9	96	60-140	
cis-1,3-Dichloropropene	ug/L	50	57.7	115	60-140	
Dibromochloromethane	ug/L	50	48.8	98	60-140	
Dibromomethane	ug/L	50	53.1	106	60-140	
Dichlorodifluoromethane	ug/L	50	41.5	83	60-140	
Diisopropyl ether	ug/L	50	48.4	97	60-140	
Ethylbenzene	ug/L	50	48.3	97	60-140	
Hexachloro-1,3-butadiene	ug/L	50	54.4	109	60-140	
Isopropylbenzene (Cumene)	ug/L	50	50.0	100	60-140	
m&p-Xylene	ug/L	100	98.5	99	60-140	
Methyl-tert-butyl ether	ug/L	50	51.4	103	60-140	
Methylene Chloride	ug/L	50	48.8	98	60-140	
n-Butylbenzene	ug/L	50	51.4	103	60-140	
n-Propylbenzene	ug/L	50	49.7	99	60-140	
Naphthalene	ug/L	50	54.1	108	60-140	
o-Xylene	ug/L	50	48.9	98	60-140	
sec-Butylbenzene	ug/L	50	50.3	101	60-140	
Styrene	ug/L	50	51.2	102	60-140	
tert-Butylbenzene	ug/L	50	44.4	89	60-140	
Tetrachloroethene	ug/L	50	49.7	99	60-140	
Toluene	ug/L	50	48.0	96	60-140	
trans-1,2-Dichloroethene	ug/L	50	50.4	101	60-140	
trans-1,3-Dichloropropene	ug/L	50	55.9	112	60-140	
Trichloroethene	ug/L	50	54.8	110	60-140	
Trichlorofluoromethane	ug/L	50	44.3	89	60-140	
Vinyl chloride	ug/L	50	44.1	88	60-140	
1,2-Dichloroethane-d4 (S)	%			97	70-130	
4-Bromofluorobenzene (S)	%			100	70-130	
Toluene-d8 (S)	%			99	70-130	

Results presented on this page are in the units indicated by the "Units" column except where an alternate unit is presented to the right of the result.

REPORT OF LABORATORY ANALYSIS

This report shall not be reproduced, except in full,
without the written consent of Pace Analytical Services, LLC.

Pace Analytical Services, LLC
9800 Kincey Ave. Suite 100
Huntersville, NC 28078
(704)875-9092

QUALITY CONTROL DATA

Project: 2020-LI-2448
Pace Project No.: 92493891

MATRIX SPIKE & MATRIX SPIKE DUPLICATE: 2992124 2992125

Parameter	Units	92493140002 Result	MS Spike Conc.	MSD Spike Conc.	MS Result	MSD Result	MS % Rec	MSD % Rec	% Rec Limits	RPD	Qual
1,1,1,2-Tetrachloroethane	ug/L	ND	200	200	218	221	109	111	60-140	2	
1,1,1-Trichloroethane	ug/L	ND	200	200	260	246	130	123	60-140	6	
1,1,2,2-Tetrachloroethane	ug/L	ND	200	200	217	217	109	109	60-140	0	
1,1,2-Trichloroethane	ug/L	ND	200	200	226	222	113	111	60-140	2	
1,1-Dichloroethane	ug/L	ND	200	200	237	227	118	114	60-140	4	
1,1-Dichloroethene	ug/L	ND	200	200	244	238	122	119	60-140	2	
1,1-Dichloropropene	ug/L	ND	200	200	249	236	125	118	60-140	6	
1,2,3-Trichlorobenzene	ug/L	ND	200	200	210	230	105	115	60-140	9	
1,2,3-Trichloropropane	ug/L	ND	200	200	227	239	114	119	60-140	5	
1,2,4-Trichlorobenzene	ug/L	ND	200	200	228	234	114	117	60-140	3	
1,2,4-Trimethylbenzene	ug/L	807	200	200	1050	1060	121	125	60-140	1	
1,2-Dibromo-3-chloropropane	ug/L	ND	200	200	184	192	92	96	60-140	4	
1,2-Dibromoethane (EDB)	ug/L	ND	200	200	223	227	111	113	60-140	2	
1,2-Dichlorobenzene	ug/L	ND	200	200	216	223	108	111	60-140	3	
1,2-Dichloroethane	ug/L	ND	200	200	213	204	107	102	60-140	5	
1,2-Dichloropropane	ug/L	ND	200	200	236	226	118	113	60-140	4	
1,3,5-Trimethylbenzene	ug/L	ND	200	200	446	450	223	225	60-140	1	M1
1,3-Dichlorobenzene	ug/L	ND	200	200	225	228	112	114	60-140	1	
1,3-Dichloropropane	ug/L	ND	200	200	229	226	115	113	60-140	1	
1,4-Dichlorobenzene	ug/L	ND	200	200	231	227	115	113	60-140	2	
2,2-Dichloropropane	ug/L	ND	200	200	190	197	95	98	60-140	3	
2-Chlorotoluene	ug/L	ND	200	200	241	240	120	120	60-140	0	
4-Chlorotoluene	ug/L	ND	200	200	221	218	110	109	60-140	1	
Benzene	ug/L	465	200	200	709	703	122	119	60-140	1	
Bromobenzene	ug/L	ND	200	200	224	230	112	115	60-140	2	
Bromochloromethane	ug/L	ND	200	200	245	236	122	118	60-140	4	
Bromodichloromethane	ug/L	ND	200	200	207	205	104	103	60-140	1	
Bromoform	ug/L	ND	200	200	179	189	90	94	60-140	5	
Bromomethane	ug/L	ND	200	200	184	199	92	100	60-140	8	
Carbon tetrachloride	ug/L	ND	200	200	229	241	115	121	60-140	5	
Chlorobenzene	ug/L	ND	200	200	220	221	110	111	60-140	1	
Chloroethane	ug/L	ND	200	200	243	223	122	112	60-140	9	
Chloroform	ug/L	ND	200	200	226	216	113	108	60-140	4	
Chloromethane	ug/L	ND	200	200	197	180	99	90	60-140	9	
cis-1,2-Dichloroethene	ug/L	ND	200	200	231	219	116	109	60-140	6	
cis-1,3-Dichloropropene	ug/L	ND	200	200	231	229	116	115	60-140	1	
Dibromochloromethane	ug/L	ND	200	200	198	201	99	101	60-140	2	
Dibromomethane	ug/L	ND	200	200	226	225	113	113	60-140	0	
Dichlorodifluoromethane	ug/L	ND	200	200	202	200	101	100	60-140	1	
Diisopropyl ether	ug/L	5.4	200	200	225	219	110	107	60-140	3	
Ethylbenzene	ug/L	255	200	200	479	483	112	114	60-140	1	
Hexachloro-1,3-butadiene	ug/L	ND	200	200	204	217	102	108	60-140	6	
Isopropylbenzene (Cumene)	ug/L	29.5	200	200	252	254	111	112	60-140	1	
m&p-Xylene	ug/L	1160	400	400	1620	1620	115	113	60-140	0	
Methyl-tert-butyl ether	ug/L	ND	200	200	223	210	111	105	60-140	6	
Methylene Chloride	ug/L	ND	200	200	244	228	122	114	60-140	7	

Results presented on this page are in the units indicated by the "Units" column except where an alternate unit is presented to the right of the result.

REPORT OF LABORATORY ANALYSIS

This report shall not be reproduced, except in full,
without the written consent of Pace Analytical Services, LLC.

Pace Analytical Services, LLC
9800 Kincey Ave. Suite 100
Huntersville, NC 28078
(704)875-9092

QUALITY CONTROL DATA

Project: 2020-LI-2448
Pace Project No.: 92493891

MATRIX SPIKE & MATRIX SPIKE DUPLICATE: 2992124 2992125

Parameter	Units	92493140002 Result	MS Spike Conc.	MSD Spike Conc.	MS Result	MSD Result	MS % Rec	MSD % Rec	% Rec Limits	RPD	Qual
n-Butylbenzene	ug/L	ND	200	200	253	295	127	148	60-140	15	M1
n-Propylbenzene	ug/L	ND	200	200	290	292	145	146	60-140	1	M1
Naphthalene	ug/L	138	200	200	368	382	115	122	60-140	4	
o-Xylene	ug/L	560	200	200	775	778	108	109	60-140	0	
sec-Butylbenzene	ug/L	ND	200	200	240	236	120	118	60-140	2	
Styrene	ug/L	ND	200	200	232	230	116	115	60-140	1	
tert-Butylbenzene	ug/L	ND	200	200	203	202	101	101	60-140	0	
Tetrachloroethene	ug/L	ND	200	200	225	231	113	115	60-140	2	
Toluene	ug/L	1600	200	200	1820	1800	109	99	60-140	1	
trans-1,2-Dichloroethene	ug/L	ND	200	200	244	234	122	117	60-140	4	
trans-1,3-Dichloropropene	ug/L	ND	200	200	210	214	105	107	60-140	2	
Trichloroethene	ug/L	ND	200	200	255	245	128	123	60-140	4	
Trichlorofluoromethane	ug/L	ND	200	200	215	211	107	105	60-140	2	
Vinyl chloride	ug/L	ND	200	200	211	201	106	101	60-140	5	
1,2-Dichloroethane-d4 (S)	%						98	99	70-130		
4-Bromofluorobenzene (S)	%						99	99	70-130		
Toluene-d8 (S)	%						98	97	70-130		

Results presented on this page are in the units indicated by the "Units" column except where an alternate unit is presented to the right of the result.

REPORT OF LABORATORY ANALYSIS

This report shall not be reproduced, except in full,
without the written consent of Pace Analytical Services, LLC.

Pace Analytical Services, LLC
9800 Kincey Ave. Suite 100
Huntersville, NC 28078
(704)875-9092

QUALIFIERS

Project: 2020-LI-2448
Pace Project No.: 92493891

DEFINITIONS

DF - Dilution Factor, if reported, represents the factor applied to the reported data due to dilution of the sample aliquot.

ND - Not Detected at or above adjusted reporting limit.

TNTC - Too Numerous To Count

J - Estimated concentration above the adjusted method detection limit and below the adjusted reporting limit.

MDL - Adjusted Method Detection Limit.

PQL - Practical Quantitation Limit.

RL - Reporting Limit - The lowest concentration value that meets project requirements for quantitative data with known precision and bias for a specific analyte in a specific matrix.

S - Surrogate

1,2-Diphenylhydrazine decomposes to and cannot be separated from Azobenzene using Method 8270. The result for each analyte is a combined concentration.

Consistent with EPA guidelines, unrounded data are displayed and have been used to calculate % recovery and RPD values.

LCS(D) - Laboratory Control Sample (Duplicate)

MS(D) - Matrix Spike (Duplicate)

DUP - Sample Duplicate

RPD - Relative Percent Difference

NC - Not Calculable.

SG - Silica Gel - Clean-Up

U - Indicates the compound was analyzed for, but not detected.

Acid preservation may not be appropriate for 2 Chloroethylvinyl ether.

A separate vial preserved to a pH of 4-5 is recommended in SW846 Chapter 4 for the analysis of Acrolein and Acrylonitrile by EPA Method 8260.

N-Nitrosodiphenylamine decomposes and cannot be separated from Diphenylamine using Method 8270. The result reported for each analyte is a combined concentration.

Pace Analytical is TNI accredited. Contact your Pace PM for the current list of accredited analytes.

TNI - The NELAC Institute.

ANALYTE QUALIFIERS

M1 Matrix spike recovery exceeded QC limits. Batch accepted based on laboratory control sample (LCS) recovery.

This report shall not be reproduced, except in full,
without the written consent of Pace Analytical Services, LLC.

Pace Analytical Services, LLC
9800 Kincey Ave. Suite 100
Huntersville, NC 28078
(704)875-9092

QUALITY CONTROL DATA CROSS REFERENCE TABLE

Project: 2020-LI-2448
Pace Project No.: 92493891

Lab ID	Sample ID	QC Batch Method	QC Batch	Analytical Method	Analytical Batch
92493891001	**13926B_HC_RD**	MADEPV	1538267	MADEP VPH	1538267
92493891001	**13926B_HC_RD**	EPA 3010A	564487	EPA 6010D	564500
92493891001	**13926B_HC_RD**	SM 6200B	564438		

This report shall not be reproduced, except in full,
without the written consent of Pace Analytical Services, LLC.

CHAIN-OF-CUSTODY Analytical Request Document

Pace Analytical®

Chain-of-Custody is a LEGAL DOCUMENT - Complete all relevent fields

LAB USE ONLY- Affix Workorder/Login Label Here or List Pace Workorder Number or MTJL Log-in Number Here

WO# : 92493891

92493891

Company: Apex Companies	Billing Information:
Address:	
Report To: Andrew Street	Email To: Andrew street / Emily Little
Copy To:	Site Collection Info/Address:
Customer Project Name/Number: 2020-LI-2448	State: NC / County/City: Huntesville Time Zone Collected: [ ] PT [ ] MT [ ] CT [✓] ET
Phone: Email:	Site/Facility ID #: Compliance Monitoring? [ ] Yes [ ] No
Collected By (print): Matthew Fraioli	Purchase Order #: Quote #: DW PWS ID #: DW Location Code:
Collected By (signature):	Turnaround Date Required: ASAP Immediately Packed on Ice: [✓] Yes [ ] No
Sample Disposal: [ ] Dispose as appropriate [ ] Return [ ] Archive: _____ [ ] Hold: _____	Rush: [✓] Same Day [ ] Next Day [ ] 2 Day [ ] 3 Day [ ] 4 Day [ ] 5 Day (Expedite Charges Apply) Field Filtered (if applicable): [ ] Yes [ ] No Analysis: _____

** Preservative Type: (5) zinc acetate, (6) methanol, (7) sodium thiosulfate, (8) hexane, (A) ascorbic acid, (B) ammonium sulfate, (C) ammonium hydroxide, (D) TSP, (U) Unpreserved, (O) Other _____

* Matrix Codes (Insert in Matrix box below): Drinking Water (DW), Ground Water (GW), Wastewater (WW), Product (P), Soil/Solid (SL), Oil (OL), Wipe (WP), Air (AR), Tissue (TS), Bioassay (B), Vapor (V), Other (OT)

Customer Sample ID	Matrix *	Comp / Grab	Collected (or Composite Start) Date	Collected (or Composite Start) Time	Composite End Date	Composite End Time	Res Cl	# of Ctns	Analyses: SM 6200 B VOCs	Lead	MADEP VPH	Lab Profile/Line:
i3926B H/C RD	DW	G	9/02/20	1417				8	X	X	X	001

Lab Sample Receipt Checklist:

Custody Seals Present/Intact	Y	N	NA
Custody Signatures Present	Y	N	NA
Collector Signature Present	Y	N	NA
Bottles Intact	Y	N	NA
Correct Bottles	Y	N	NA
Sufficient Volume	Y	N	NA
Samples Received on Ice	Y	N	NA
VOA - Headspace Acceptable	Y	N	NA
USDA Regulated Soils	Y	N	NA
Samples in Holding Time	Y	N	NA
Residual Chlorine Present	Y	N	NA
Cl Strips: _____			
Sample pH Acceptable	Y	N	NA
pH Strips: _____			
Sulfide Present	Y	N	NA
Lead Acetate Strips: _____			

LAB USE ONLY:
Lab Sample # / Comments:

92493891

Customer Remarks / Special Conditions / Possible Hazards:

Type of Ice Used: (Wet) Blue Dry None

Packing Material Used: Bubble Bag

Radchem sample(s) screened (<500 cpm): Y N NA

SHORT HOLDS PRESENT (<72 hours): Y N N/A

Lab Tracking #: 2539206

Samples received via: FEDEX UPS Client Courier Pace Courier

Lab Sample Temperature Info:
Temp Blank Received: Y (N) NA
Therm ID#: 92706
Cooler 1 Temp Upon Receipt: 5.0 oC
Cooler 1 Therm Corr. Factor: 0.9 oC
Cooler 1 Corrected Temp: 5.9 oC
Comments:

Relinquished by/Company: (Signature)	Date/Time:	Received by/Company: (Signature)	Date/Time:
Apex	9/02/20 2000		9-3-20 645
Relinquished by/Company: (Signature)	Date/Time: 9-3-20 1339	Received by/Company: (Signature) PACEHVL	Date/Time: 9/3/20 1339
Relinquished by/Company: (Signature)	Date/Time:	Received by/Company: (Signature)	Date/Time:

MTJL LAB USE ONLY
Table #:
Acctnum:
Template:
Prelogin:
PM:
PB:

Trip Blank Received: Y (N) NA
HCL MeOH TSP Other

Non Conformance(s): YES / NO

Page: _____ of: _____

CHAIN-OF-CUSTODY Analytical Request Document

Pace Analytical®

Chain-of-Custody is a LEGAL DOCUMENT - Complete all relevent fields

LAB USE ONLY- Affix Workorder/Login Label Here or List Pace Workorder Number or MTJL Log-in Number Here

ALL SHADED AREAS are for LAB USE ONLY

Company: Apex Companies	Billing Information:
Address:	
Report To: Andrew Street	Email To: Andrew Street / Emily Little
Copy To:	Site Collection Info/Address:
Customer Project Name/Number: 2020-LI-2448	State: NC / County/City: Huntersville / Time Zone Collected: [ ] PT [ ] MT [ ] CT [✓] ET
Phone: / Email:	Site/Facility ID #: / Compliance Monitoring? [ ] Yes [ ] No
Collected By (print): Matthew Traioli	Purchase Order #: / Quote #: / DW PWS ID #: / DW Location Code:
Collected By (signature):	Turnaround Date Required: ASAP / Immediately Packed on Ice: [✓] Yes [ ] No
Sample Disposal: [ ] Dispose as appropriate [ ] Return [ ] Archive: _____ [ ] Hold: _____	Rush: [✓] Same Day [ ] Next Day [ ] 2 Day [ ] 3 Day [ ] 4 Day [ ] 5 Day (Expedite Charges Apply) / Field Filtered (if applicable): [ ] Yes [ ] No / Analysis: _____

Container Preservative Type **

Lab Project Manager:

** Preservative Types: (1) nitric acid, (2) sulfuric acid, (3) hydrochloric acid, (4) sodium hydroxide, (5) zinc acetate, (6) methanol, (7) sodium bisulfate, (8) sodium thiosulfate, (9) hexane, (A) ascorbic acid, (B) ammonium sulfate, (C) ammonium hydroxide, (D) TSP, (U) Unpreserved, (O) Other _____

* Matrix Codes (Insert in Matrix box below): Drinking Water (DW), Ground Water (GW), Wastewater (WW), Product (P), Soil/Solid (SL), Oil (OL), Wipe (WP), Air (AR), Tissue (TS), Bioassay (B), Vapor (V), Other (OT)

Customer Sample ID	Matrix *	Comp / Grab	Collected (or Composite Start) Date	Collected (or Composite Start) Time	Composite End Date	Composite End Time	Res Cl	# of Ctns	Analyses: SM 6200B VOCs	Lead	MADEP VPH								Lab Profile/Line:
13926B H/C RD	DW	G	9/02/20	1417				8	X	X	X								

Lab Sample Receipt Checklist:

Custody Seals Present/Intact	Y N NA
Custody Signatures Present	Y N NA
Collector Signature Present	Y N NA
Bottles Intact	Y N NA
Correct Bottles	Y N NA
Sufficient Volume	Y N NA
Samples Received on Ice	Y N NA
VOA - Headspace Acceptable	Y N NA
USDA Regulated Soils	Y N NA
Samples in Holding Time	Y N NA
Residual Chlorine Present	Y N NA
Cl Strips: _____	
Sample pH Acceptable	Y N NA
pH Strips: _____	
Sulfide Present	Y N NA
Lead Acetate Strips: _____	

LAB USE ONLY:
Lab Sample # / Comments:

92499691

Customer Remarks / Special Conditions / Possible Hazards:	Type of Ice Used: Wet Blue Dry None	SHORT HOLDS PRESENT (<72 hours): Y N N/A
	Packing Material Used: Bubble	Lab Tracking #: 2539206
	Radchem sample(s) screened (<500 cpm): Y N NA	Samples received via: FEDEX UPS Client Courier Pace Courier

Lab Sample Temperature Info:
Temp Blank Received: Y N NA
Therm ID#: D2706P
Cooler 1 Temp Upon Receipt: 5.0 oC
Cooler 1 Therm Corr. Factor: 0.0 oC
Cooler 1 Corrected Temp: 5.0 oC
Comments:

Relinquished by/Company: (Signature) Matthew / Apex	Date/Time: 9/02/20	Received by/Company: (Signature)	Date/Time: 9.2.20 1445	MTJL LAB USE ONLY
Relinquished by/Company: (Signature)	Date/Time: 9.3.20 1339	Received by/Company: (Signature) FED PACEHVL	Date/Time: 9/3/20 1339	Table #: / Acctnum: / Template: / Prelogin: / PM: / PB:
Relinquished by/Company: (Signature)	Date/Time:	Received by/Company: (Signature)	Date/Time:	

Trip Blank Received: Y N NA
HCL MeOH TSP Other

Non Conformance(s): YES / NO

Page: _____ of: _____

***Check mark top half of box if pH and/or dechlorination is verified and within the acceptance range for preservation samples.**

Exceptions: VOA, Coliform, TOC, Oil and Grease, DRO/8015 (water) DOC, LLHg

****Bottom half of box is to list number of bottle**

Project # **WO#: 92493891**

PM: AMB Due Date: 09/04/20

CLIENT: 92-APEX MOOR

Item#	BP4U-125 mL Plastic Unpreserved (N/A) (Cl-)	BP3U-250 mL Plastic Unpreserved (N/A)	BP2U-500 mL Plastic Unpreserved (N/A)	BP1U-1 liter Plastic Unpreserved (N/A)	BP4S-125 mL Plastic H2SO4 (pH < 2) (Cl-)	BP3N-250 mL plastic HNO3 (pH < 2)	BP4Z-125 mL Plastic ZN Acetate & NaOH (>9)	BP4C-125 mL Plastic NaOH (pH > 12) (Cl-)	WGFU-Wide-mouthed Glass jar Unpreserved	AG1U-1 liter Amber Unpreserved (N/A) (Cl-)	AG1H-1 liter Amber HCl (pH < 2)	AG3U-250 mL Amber Unpreserved (N/A) (Cl-	AG1S-1 liter Amber H2SO4 (pH < 2)	AG3S-250 mL Amber H2SO4 (pH < 2)	AG3A(DG3A)-250 mL Amber NH4Cl (N/A)(Cl-)	DG9H-40 mL VOA HCl (N/A)	VG9T-40 mL VOA Na2S2O3 (N/A)	VG9U-40 mL VOA Unp (N/A)	DG9P-40 mL VOA H3PO4 (N/A)	VOAK (6 vials per kit)-5035 kit (N/A)	V/GK (3 vials per kit)-VPH/Gas kit (N/A)	SP5T-125 mL Sterile Plastic (N/A – lab)	SP2T-250 mL Sterile Plastic (N/A – lab)		BP3A-250 mL Plastic (NH2)2SO4 (9.3-9.7)	AG0U-100 mL Amber Unpreserved vials (N/A)	VSGU-20 mL Scintillation vials (N/A)	DG9U-40 mL Amber Unpreserved vials (N/A)
1																													
2																													
3																													
4																													
5																													
6																													
7																													
8																													
9																													
10																													
11																													
12																													

pH Adjustment Log for Preserved Samples

Sample ID	Type of Preservative	pH upon receipt	Date preservation adjusted	Time preservation adjusted	Amount of Preservative added	Lot #

Note: Whenever there is a discrepancy affecting North Carolina compliance samples, a copy of this form will be sent to the North Carolina DEHNR Certification Office (i.e. Out of hold, incorrect preservative, out of temp, incorrect containers.

Pace Analytical Services, LLC
9800 Kincey Ave. Suite 100
Huntersville, NC 28078
(704)875-9092

September 06, 2020

Andrew Street
Apex Companies - NC
5900 Northwoods Business Pkwy
Suite 5900-0
Charlotte, NC 28269

RE: Project: 2020-LI-2448
Pace Project No.: 92493896

Dear Andrew Street:

Enclosed are the analytical results for sample(s) received by the laboratory on September 03, 2020. The results relate only to the samples included in this report. Results reported herein conform to the applicable TNI/NELAC Standards and the laboratory's Quality Manual, where applicable, unless otherwise noted in the body of the report.

The test results provided in this final report were generated by each of the following laboratories within the Pace Network:

- Pace National - Mt. Juliet
- Pace Analytical Services - Asheville
- Pace Analytical Services - Charlotte

If you have any questions concerning this report, please feel free to contact me.

Sincerely,

Angela M. Baioni

Angela Baioni
angela.baioni@pacelabs.com
(704)875-9092
Project Manager

Enclosures

cc: J Culbreath, Colonial Pipeline Company
Robert Hughes, Colonial Pipeline
Margaret King, APEX Companies, LLC
Emily Little, Apex Companies
Jeff Morrison, Colonial Pipeline Company
Tom Naumann, APEX Companies - NC
Joe Nicolette, Montrose-EPS
Christopher Schultz, Apex Companies
J Tate, Colonial Pipeline Company
Alex Testoff, Montrose-EPS
Michael Verdon, Colonial Pipeline Company
JM Wyatt, Colonial Pipeline Company

REPORT OF LABORATORY ANALYSIS

This report shall not be reproduced, except in full,
without the written consent of Pace Analytical Services, LLC.

Pace Analytical Services, LLC
9800 Kincey Ave. Suite 100
Huntersville, NC 28078
(704)875-9092

CERTIFICATIONS

Project: 2020-LI-2448
Pace Project No.: 92493896

Pace Analytical Services National

12065 Lebanon Road, Mt. Juliet, TN 37122
Alabama Certification #: 40660
Alaska Certification 17-026
Arizona Certification #: AZ0612
Arkansas Certification #: 88-0469
California Certification #: 2932
Canada Certification #: 1461.01
Colorado Certification #: TN00003
Connecticut Certification #: PH-0197
DOD Certification: #1461.01
EPA# TN00003
Florida Certification #: E87487
Georgia DW Certification #: 923
Georgia Certification: NELAP
Idaho Certification #: TN00003
Illinois Certification #: 200008
Indiana Certification #: C-TN-01
Iowa Certification #: 364
Kansas Certification #: E-10277
Kentucky UST Certification #: 16
Kentucky Certification #: 90010
Louisiana Certification #: AI30792
Louisiana DW Certification #: LA180010
Maine Certification #: TN0002
Maryland Certification #: 324
Massachusetts Certification #: M-TN003
Michigan Certification #: 9958
Minnesota Certification #: 047-999-395
Mississippi Certification #: TN00003
Missouri Certification #: 340
Montana Certification #: CERT0086
Nebraska Certification #: NE-OS-15-05
Nevada Certification #: TN-03-2002-34
New Hampshire Certification #: 2975
New Jersey Certification #: TN002
New Mexico DW Certification
New York Certification #: 11742
North Carolina Aquatic Toxicity Certification #: 41
North Carolina Drinking Water Certification #: 21704
North Carolina Environmental Certificate #: 375
North Dakota Certification #: R-140
Ohio VAP Certification #: CL0069
Oklahoma Certification #: 9915
Oregon Certification #: TN200002
Pennsylvania Certification #: 68-02979
Rhode Island Certification #: LAO00356
South Carolina Certification #: 84004
South Dakota Certification
Tennessee DW/Chem/Micro Certification #: 2006
Texas Certification #: T 104704245-17-14
Texas Mold Certification #: LAB0152
USDA Soil Permit #: P330-15-00234
Utah Certification #: TN00003
Virginia Certification #: VT2006
Vermont Dept. of Health: ID# VT-2006
Virginia Certification #: 460132
Washington Certification #: C847
West Virginia Certification #: 233
Wisconsin Certification #: 9980939910
Wyoming UST Certification #: via A2LA 2926.01
A2LA-ISO 17025 Certification #: 1461.01
A2LA-ISO 17025 Certification #: 1461.02
AIHA-LAP/LLC EMLAP Certification #:100789

Pace Analytical Services Charlotte

9800 Kincey Ave. Ste 100, Huntersville, NC 28078
Louisiana/NELAP Certification # LA170028
North Carolina Drinking Water Certification #: 37706
North Carolina Field Services Certification #: 5342
North Carolina Wastewater Certification #: 12
South Carolina Certification #: 99006001
Florida/NELAP Certification #: E87627
Kentucky UST Certification #: 84
Virginia/VELAP Certification #: 460221

Pace Analytical Services Asheville

2225 Riverside Drive, Asheville, NC 28804
Florida/NELAP Certification #: E87648
Massachusetts Certification #: M-NC030
North Carolina Drinking Water Certification #: 37712
North Carolina Wastewater Certification #: 40
South Carolina Certification #: 99030001
Virginia/VELAP Certification #: 460222

REPORT OF LABORATORY ANALYSIS

This report shall not be reproduced, except in full,
without the written consent of Pace Analytical Services, LLC.

Pace Analytical Services, LLC
9800 Kincey Ave. Suite 100
Huntersville, NC 28078
(704)875-9092

SAMPLE ANALYTE COUNT

Project: 2020-LI-2448
Pace Project No.: 92493896

Lab ID	Sample ID	Method	Analysts	Analytes Reported	Laboratory
92493896001	**13800_HC_RD**	MADEP VPH	ADM	6	PAN
		EPA 6010D	SH1	1	PASI-A
		SM 6200B	SAS	63	PASI-C

PAN = Pace National - Mt. Juliet
PASI-A = Pace Analytical Services - Asheville
PASI-C = Pace Analytical Services - Charlotte

This report shall not be reproduced, except in full,
without the written consent of Pace Analytical Services, LLC.

Pace Analytical Services, LLC
9800 Kincey Ave. Suite 100
Huntersville, NC 28078
(704)875-9092

ANALYTICAL RESULTS

Project: 2020-LI-2448
Pace Project No.: 92493896

Sample: 13800_HC_RD **Lab ID: 92493896001** Collected: 09/02/20 10:42 Received: 09/03/20 06:45 Matrix: Water

Parameters	Results	Units	Report Limit	DF	Prepared	Analyzed	CAS No.	Qual
MADEPV	Analytical Method: MADEP VPH Preparation Method: MADEPV Pace National - Mt. Juliet							
Aliphatic (C05-C08)	ND	ug/L	100	1	09/04/20 17:28	09/04/20 17:28		
Aliphatic (C09-C12)	ND	ug/L	100	1	09/04/20 17:28	09/04/20 17:28		
Aromatic (C09-C10),Unadjusted	ND	ug/L	100	1	09/04/20 17:28	09/04/20 17:28	TPHC9C10A	
Total VPH	ND	ug/L	100	1	09/04/20 17:28	09/04/20 17:28	VPH	
Surrogates								
2,5-Dibromotoluene (FID)	88.0	%	70.0-130	1	09/04/20 17:28	09/04/20 17:28	615-59-8FID	
2,5-Dibromotoluene (PID)	99.3	%	70.0-130	1	09/04/20 17:28	09/04/20 17:28	615-59-8PID	
6010 MET ICP	Analytical Method: EPA 6010D Preparation Method: EPA 3010A Pace Analytical Services - Asheville							
Lead	**169**	ug/L	5.0	1	09/04/20 01:43	09/04/20 09:41	7439-92-1	
6200B MSV	Analytical Method: SM 6200B Pace Analytical Services - Charlotte							
Benzene	ND	ug/L	0.50	1		09/04/20 08:11	71-43-2	
Bromobenzene	ND	ug/L	0.50	1		09/04/20 08:11	108-86-1	
Bromochloromethane	ND	ug/L	0.50	1		09/04/20 08:11	74-97-5	
Bromodichloromethane	ND	ug/L	0.50	1		09/04/20 08:11	75-27-4	
Bromoform	ND	ug/L	0.50	1		09/04/20 08:11	75-25-2	
Bromomethane	ND	ug/L	5.0	1		09/04/20 08:11	74-83-9	
n-Butylbenzene	ND	ug/L	0.50	1		09/04/20 08:11	104-51-8	
sec-Butylbenzene	ND	ug/L	0.50	1		09/04/20 08:11	135-98-8	
tert-Butylbenzene	ND	ug/L	0.50	1		09/04/20 08:11	98-06-6	
Carbon tetrachloride	ND	ug/L	0.50	1		09/04/20 08:11	56-23-5	
Chlorobenzene	ND	ug/L	0.50	1		09/04/20 08:11	108-90-7	
Chloroethane	ND	ug/L	1.0	1		09/04/20 08:11	75-00-3	
Chloroform	ND	ug/L	0.50	1		09/04/20 08:11	67-66-3	
Chloromethane	ND	ug/L	1.0	1		09/04/20 08:11	74-87-3	
2-Chlorotoluene	ND	ug/L	0.50	1		09/04/20 08:11	95-49-8	
4-Chlorotoluene	ND	ug/L	0.50	1		09/04/20 08:11	106-43-4	
1,2-Dibromo-3-chloropropane	ND	ug/L	1.0	1		09/04/20 08:11	96-12-8	
Dibromochloromethane	ND	ug/L	0.50	1		09/04/20 08:11	124-48-1	
1,2-Dibromoethane (EDB)	ND	ug/L	0.50	1		09/04/20 08:11	106-93-4	
Dibromomethane	ND	ug/L	0.50	1		09/04/20 08:11	74-95-3	
1,2-Dichlorobenzene	ND	ug/L	0.50	1		09/04/20 08:11	95-50-1	
1,3-Dichlorobenzene	ND	ug/L	0.50	1		09/04/20 08:11	541-73-1	
1,4-Dichlorobenzene	ND	ug/L	0.50	1		09/04/20 08:11	106-46-7	
Dichlorodifluoromethane	ND	ug/L	0.50	1		09/04/20 08:11	75-71-8	
1,1-Dichloroethane	ND	ug/L	0.50	1		09/04/20 08:11	75-34-3	
1,2-Dichloroethane	ND	ug/L	0.50	1		09/04/20 08:11	107-06-2	
1,1-Dichloroethene	ND	ug/L	0.50	1		09/04/20 08:11	75-35-4	
cis-1,2-Dichloroethene	ND	ug/L	0.50	1		09/04/20 08:11	156-59-2	
trans-1,2-Dichloroethene	ND	ug/L	0.50	1		09/04/20 08:11	156-60-5	
1,2-Dichloropropane	ND	ug/L	0.50	1		09/04/20 08:11	78-87-5	
1,3-Dichloropropane	ND	ug/L	0.50	1		09/04/20 08:11	142-28-9	
2,2-Dichloropropane	ND	ug/L	0.50	1		09/04/20 08:11	594-20-7	

REPORT OF LABORATORY ANALYSIS

This report shall not be reproduced, except in full,
without the written consent of Pace Analytical Services, LLC.

Pace Analytical Services, LLC
9800 Kincey Ave. Suite 100
Huntersville, NC 28078
(704)875-9092

ANALYTICAL RESULTS

Project: 2020-LI-2448
Pace Project No.: 92493896

Sample: 13800_HC_RD **Lab ID: 92493896001** Collected: 09/02/20 10:42 Received: 09/03/20 06:45 Matrix: Water

Parameters	Results	Units	Report Limit	DF	Prepared	Analyzed	CAS No.	Qual
6200B MSV	Analytical Method: SM 6200B Pace Analytical Services - Charlotte							
1,1-Dichloropropene	ND	ug/L	0.50	1		09/04/20 08:11	563-58-6	
cis-1,3-Dichloropropene	ND	ug/L	0.50	1		09/04/20 08:11	10061-01-5	
trans-1,3-Dichloropropene	ND	ug/L	0.50	1		09/04/20 08:11	10061-02-6	
Diisopropyl ether	ND	ug/L	0.50	1		09/04/20 08:11	108-20-3	
Ethylbenzene	ND	ug/L	0.50	1		09/04/20 08:11	100-41-4	
Hexachloro-1,3-butadiene	ND	ug/L	2.0	1		09/04/20 08:11	87-68-3	
Isopropylbenzene (Cumene)	ND	ug/L	0.50	1		09/04/20 08:11	98-82-8	
Methylene Chloride	ND	ug/L	2.0	1		09/04/20 08:11	75-09-2	
Methyl-tert-butyl ether	ND	ug/L	0.50	1		09/04/20 08:11	1634-04-4	
Naphthalene	ND	ug/L	2.0	1		09/04/20 08:11	91-20-3	
n-Propylbenzene	ND	ug/L	0.50	1		09/04/20 08:11	103-65-1	
Styrene	ND	ug/L	0.50	1		09/04/20 08:11	100-42-5	
1,1,1,2-Tetrachloroethane	ND	ug/L	0.50	1		09/04/20 08:11	630-20-6	
1,1,2,2-Tetrachloroethane	ND	ug/L	0.50	1		09/04/20 08:11	79-34-5	
Tetrachloroethene	ND	ug/L	0.50	1		09/04/20 08:11	127-18-4	
Toluene	ND	ug/L	0.50	1		09/04/20 08:11	108-88-3	
1,2,3-Trichlorobenzene	ND	ug/L	2.0	1		09/04/20 08:11	87-61-6	
1,2,4-Trichlorobenzene	ND	ug/L	2.0	1		09/04/20 08:11	120-82-1	
1,1,1-Trichloroethane	ND	ug/L	0.50	1		09/04/20 08:11	71-55-6	
1,1,2-Trichloroethane	ND	ug/L	0.50	1		09/04/20 08:11	79-00-5	
Trichloroethene	ND	ug/L	0.50	1		09/04/20 08:11	79-01-6	
Trichlorofluoromethane	ND	ug/L	1.0	1		09/04/20 08:11	75-69-4	
1,2,3-Trichloropropane	ND	ug/L	0.50	1		09/04/20 08:11	96-18-4	
1,2,4-Trimethylbenzene	ND	ug/L	0.50	1		09/04/20 08:11	95-63-6	
1,3,5-Trimethylbenzene	ND	ug/L	0.50	1		09/04/20 08:11	108-67-8	
Vinyl chloride	ND	ug/L	1.0	1		09/04/20 08:11	75-01-4	
m&p-Xylene	ND	ug/L	1.0	1		09/04/20 08:11	179601-23-1	
o-Xylene	ND	ug/L	0.50	1		09/04/20 08:11	95-47-6	
Surrogates								
1,2-Dichloroethane-d4 (S)	102	%	70-130	1		09/04/20 08:11	17060-07-0	
4-Bromofluorobenzene (S)	103	%	70-130	1		09/04/20 08:11	460-00-4	
Toluene-d8 (S)	104	%	70-130	1		09/04/20 08:11	2037-26-5	

REPORT OF LABORATORY ANALYSIS

This report shall not be reproduced, except in full,
without the written consent of Pace Analytical Services, LLC.

Pace Analytical Services, LLC
9800 Kincey Ave. Suite 100
Huntersville, NC 28078
(704)875-9092

QUALITY CONTROL DATA

Project: 2020-LI-2448
Pace Project No.: 92493896

QC Batch: 1538267
QC Batch Method: MADEPV
Analysis Method: MADEP VPH
Analysis Description: MADEPV
Laboratory: Pace National - Mt. Juliet

Associated Lab Samples: 92493896001

METHOD BLANK: R3567577-2 Matrix: Water
Associated Lab Samples: 92493896001

Parameter	Units	Blank Result	Reporting Limit	Analyzed	Qualifiers
Aliphatic (C05-C08)	ug/L	ND	100	09/04/20 13:04	
Aliphatic (C09-C12)	ug/L	ND	100	09/04/20 13:04	
Aromatic (C09-C10),Unadjusted	ug/L	ND	100	09/04/20 13:04	
Total VPH	ug/L	ND	100	09/04/20 13:04	
2,5-Dibromotoluene (FID)	%	84	70.0-130	09/04/20 13:04	
2,5-Dibromotoluene (PID)	%	93.9	70.0-130	09/04/20 13:04	

LABORATORY CONTROL SAMPLE & LCSD: R3567577-1 R3567577-3

Parameter	Units	Spike Conc.	LCS Result	LCSD Result	LCS % Rec	LCSD % Rec	% Rec Limits	RPD	Max RPD	Qualifiers
Aliphatic (C05-C08)	ug/L	1200	1310	1220	109	102	70.0-130	7.11	25	
Aliphatic (C09-C12)	ug/L	1400	1290	1320	92.1	94.3	70.0-130	2.30	25	
Aromatic (C09-C10),Unadjusted	ug/L	200	258	240	129	120	70.0-130	7.23	25	
Total VPH	ug/L	2800	2860	2780	102	99.3	70.0-130	2.84	25	
2,5-Dibromotoluene (FID)	%				95.9	94.2	70.0-130			
2,5-Dibromotoluene (PID)	%				106	110	70.0-130			

Results presented on this page are in the units indicated by the "Units" column except where an alternate unit is presented to the right of the result.

REPORT OF LABORATORY ANALYSIS

This report shall not be reproduced, except in full,
without the written consent of Pace Analytical Services, LLC.

Pace Analytical Services, LLC
9800 Kincey Ave. Suite 100
Huntersville, NC 28078
(704)875-9092

QUALITY CONTROL DATA

Project: 2020-LI-2448
Pace Project No.: 92493896

QC Batch: 564487
QC Batch Method: EPA 3010A
Analysis Method: EPA 6010D
Analysis Description: 6010 MET
Laboratory: Pace Analytical Services - Asheville

Associated Lab Samples: 92493896001

METHOD BLANK: 2992317 Matrix: Water
Associated Lab Samples: 92493896001

Parameter	Units	Blank Result	Reporting Limit	Analyzed	Qualifiers
Lead	ug/L	ND	5.0	09/04/20 08:54	

LABORATORY CONTROL SAMPLE: 2992318

Parameter	Units	Spike Conc.	LCS Result	LCS % Rec	% Rec Limits	Qualifiers
Lead	ug/L	500	508	102	80-120	

MATRIX SPIKE & MATRIX SPIKE DUPLICATE: 2992319 2992320

Parameter	Units	92493878001 Result	MS Spike Conc.	MSD Spike Conc.	MS Result	MSD Result	MS % Rec	MSD % Rec	% Rec Limits	RPD	Qual
Lead	ug/L	11.6	500	500	528	542	103	106	75-125	3	

Results presented on this page are in the units indicated by the "Units" column except where an alternate unit is presented to the right of the result.

REPORT OF LABORATORY ANALYSIS

This report shall not be reproduced, except in full,
without the written consent of Pace Analytical Services, LLC.

Pace Analytical Services, LLC
9800 Kincey Ave. Suite 100
Huntersville, NC 28078
(704)875-9092

QUALITY CONTROL DATA

Project: 2020-LI-2448
Pace Project No.: 92493896

QC Batch: 564438
QC Batch Method: SM 6200B
Analysis Method: SM 6200B
Analysis Description: 6200B MSV
Laboratory: Pace Analytical Services - Charlotte

Associated Lab Samples: 92493896001

METHOD BLANK: 2992122 Matrix: Water
Associated Lab Samples: 92493896001

Parameter	Units	Blank Result	Reporting Limit	Analyzed	Qualifiers
1,1,1,2-Tetrachloroethane	ug/L	ND	0.50	09/04/20 01:23	
1,1,1-Trichloroethane	ug/L	ND	0.50	09/04/20 01:23	
1,1,2,2-Tetrachloroethane	ug/L	ND	0.50	09/04/20 01:23	
1,1,2-Trichloroethane	ug/L	ND	0.50	09/04/20 01:23	
1,1-Dichloroethane	ug/L	ND	0.50	09/04/20 01:23	
1,1-Dichloroethene	ug/L	ND	0.50	09/04/20 01:23	
1,1-Dichloropropene	ug/L	ND	0.50	09/04/20 01:23	
1,2,3-Trichlorobenzene	ug/L	ND	2.0	09/04/20 01:23	
1,2,3-Trichloropropane	ug/L	ND	0.50	09/04/20 01:23	
1,2,4-Trichlorobenzene	ug/L	ND	2.0	09/04/20 01:23	
1,2,4-Trimethylbenzene	ug/L	ND	0.50	09/04/20 01:23	
1,2-Dibromo-3-chloropropane	ug/L	ND	1.0	09/04/20 01:23	
1,2-Dibromoethane (EDB)	ug/L	ND	0.50	09/04/20 01:23	
1,2-Dichlorobenzene	ug/L	ND	0.50	09/04/20 01:23	
1,2-Dichloroethane	ug/L	ND	0.50	09/04/20 01:23	
1,2-Dichloropropane	ug/L	ND	0.50	09/04/20 01:23	
1,3,5-Trimethylbenzene	ug/L	ND	0.50	09/04/20 01:23	
1,3-Dichlorobenzene	ug/L	ND	0.50	09/04/20 01:23	
1,3-Dichloropropane	ug/L	ND	0.50	09/04/20 01:23	
1,4-Dichlorobenzene	ug/L	ND	0.50	09/04/20 01:23	
2,2-Dichloropropane	ug/L	ND	0.50	09/04/20 01:23	
2-Chlorotoluene	ug/L	ND	0.50	09/04/20 01:23	
4-Chlorotoluene	ug/L	ND	0.50	09/04/20 01:23	
Benzene	ug/L	ND	0.50	09/04/20 01:23	
Bromobenzene	ug/L	ND	0.50	09/04/20 01:23	
Bromochloromethane	ug/L	ND	0.50	09/04/20 01:23	
Bromodichloromethane	ug/L	ND	0.50	09/04/20 01:23	
Bromoform	ug/L	ND	0.50	09/04/20 01:23	
Bromomethane	ug/L	ND	5.0	09/04/20 01:23	
Carbon tetrachloride	ug/L	ND	0.50	09/04/20 01:23	
Chlorobenzene	ug/L	ND	0.50	09/04/20 01:23	
Chloroethane	ug/L	ND	1.0	09/04/20 01:23	
Chloroform	ug/L	ND	0.50	09/04/20 01:23	
Chloromethane	ug/L	ND	1.0	09/04/20 01:23	
cis-1,2-Dichloroethene	ug/L	ND	0.50	09/04/20 01:23	
cis-1,3-Dichloropropene	ug/L	ND	0.50	09/04/20 01:23	
Dibromochloromethane	ug/L	ND	0.50	09/04/20 01:23	
Dibromomethane	ug/L	ND	0.50	09/04/20 01:23	
Dichlorodifluoromethane	ug/L	ND	0.50	09/04/20 01:23	
Diisopropyl ether	ug/L	ND	0.50	09/04/20 01:23	

Results presented on this page are in the units indicated by the "Units" column except where an alternate unit is presented to the right of the result.

REPORT OF LABORATORY ANALYSIS

This report shall not be reproduced, except in full,
without the written consent of Pace Analytical Services, LLC.

Pace Analytical Services, LLC
9800 Kincey Ave. Suite 100
Huntersville, NC 28078
(704)875-9092

QUALITY CONTROL DATA

Project: 2020-LI-2448
Pace Project No.: 92493896

METHOD BLANK: 2992122 Matrix: Water
Associated Lab Samples: 92493896001

Parameter	Units	Blank Result	Reporting Limit	Analyzed	Qualifiers
Ethylbenzene	ug/L	ND	0.50	09/04/20 01:23	
Hexachloro-1,3-butadiene	ug/L	ND	2.0	09/04/20 01:23	
Isopropylbenzene (Cumene)	ug/L	ND	0.50	09/04/20 01:23	
m&p-Xylene	ug/L	ND	1.0	09/04/20 01:23	
Methyl-tert-butyl ether	ug/L	ND	0.50	09/04/20 01:23	
Methylene Chloride	ug/L	ND	2.0	09/04/20 01:23	
n-Butylbenzene	ug/L	ND	0.50	09/04/20 01:23	
n-Propylbenzene	ug/L	ND	0.50	09/04/20 01:23	
Naphthalene	ug/L	ND	2.0	09/04/20 01:23	
o-Xylene	ug/L	ND	0.50	09/04/20 01:23	
sec-Butylbenzene	ug/L	ND	0.50	09/04/20 01:23	
Styrene	ug/L	ND	0.50	09/04/20 01:23	
tert-Butylbenzene	ug/L	ND	0.50	09/04/20 01:23	
Tetrachloroethene	ug/L	ND	0.50	09/04/20 01:23	
Toluene	ug/L	ND	0.50	09/04/20 01:23	
trans-1,2-Dichloroethene	ug/L	ND	0.50	09/04/20 01:23	
trans-1,3-Dichloropropene	ug/L	ND	0.50	09/04/20 01:23	
Trichloroethene	ug/L	ND	0.50	09/04/20 01:23	
Trichlorofluoromethane	ug/L	ND	1.0	09/04/20 01:23	
Vinyl chloride	ug/L	ND	1.0	09/04/20 01:23	
1,2-Dichloroethane-d4 (S)	%	105	70-130	09/04/20 01:23	
4-Bromofluorobenzene (S)	%	100	70-130	09/04/20 01:23	
Toluene-d8 (S)	%	103	70-130	09/04/20 01:23	

LABORATORY CONTROL SAMPLE: 2992123

Parameter	Units	Spike Conc.	LCS Result	LCS % Rec	% Rec Limits	Qualifiers
1,1,1,2-Tetrachloroethane	ug/L	50	57.1	114	60-140	
1,1,1-Trichloroethane	ug/L	50	54.9	110	60-140	
1,1,2,2-Tetrachloroethane	ug/L	50	51.6	103	60-140	
1,1,2-Trichloroethane	ug/L	50	53.8	108	60-140	
1,1-Dichloroethane	ug/L	50	48.9	98	60-140	
1,1-Dichloroethene	ug/L	50	49.2	98	60-140	
1,1-Dichloropropene	ug/L	50	51.7	103	60-140	
1,2,3-Trichlorobenzene	ug/L	50	54.2	108	60-140	
1,2,3-Trichloropropane	ug/L	50	53.9	108	60-140	
1,2,4-Trichlorobenzene	ug/L	50	55.2	110	60-140	
1,2,4-Trimethylbenzene	ug/L	50	50.9	102	60-140	
1,2-Dibromo-3-chloropropane	ug/L	50	50.7	101	60-140	
1,2-Dibromoethane (EDB)	ug/L	50	55.1	110	60-140	
1,2-Dichlorobenzene	ug/L	50	51.1	102	60-140	
1,2-Dichloroethane	ug/L	50	45.0	90	60-140	
1,2-Dichloropropane	ug/L	50	52.0	104	60-140	
1,3,5-Trimethylbenzene	ug/L	50	51.3	103	60-140	

Results presented on this page are in the units indicated by the "Units" column except where an alternate unit is presented to the right of the result.

REPORT OF LABORATORY ANALYSIS

This report shall not be reproduced, except in full,
without the written consent of Pace Analytical Services, LLC.

Pace Analytical Services, LLC
9800 Kincey Ave. Suite 100
Huntersville, NC 28078
(704)875-9092

QUALITY CONTROL DATA

Project: 2020-LI-2448
Pace Project No.: 92493896

LABORATORY CONTROL SAMPLE: 2992123

Parameter	Units	Spike Conc.	LCS Result	LCS % Rec	% Rec Limits	Qualifiers
1,3-Dichlorobenzene	ug/L	50	51.9	104	60-140	
1,3-Dichloropropane	ug/L	50	53.6	107	60-140	
1,4-Dichlorobenzene	ug/L	50	50.5	101	60-140	
2,2-Dichloropropane	ug/L	50	50.2	100	60-140	
2-Chlorotoluene	ug/L	50	51.7	103	60-140	
4-Chlorotoluene	ug/L	50	48.7	97	60-140	
Benzene	ug/L	50	49.6	99	60-140	
Bromobenzene	ug/L	50	51.6	103	60-140	
Bromochloromethane	ug/L	50	51.2	102	60-140	
Bromodichloromethane	ug/L	50	49.4	99	60-140	
Bromoform	ug/L	50	45.5	91	60-140	
Bromomethane	ug/L	50	61.7	123	60-140	
Carbon tetrachloride	ug/L	50	56.1	112	60-140	
Chlorobenzene	ug/L	50	49.9	100	60-140	
Chloroethane	ug/L	50	44.1	88	60-140	
Chloroform	ug/L	50	47.6	95	60-140	
Chloromethane	ug/L	50	42.0	84	60-140	
cis-1,2-Dichloroethene	ug/L	50	47.9	96	60-140	
cis-1,3-Dichloropropene	ug/L	50	57.7	115	60-140	
Dibromochloromethane	ug/L	50	48.8	98	60-140	
Dibromomethane	ug/L	50	53.1	106	60-140	
Dichlorodifluoromethane	ug/L	50	41.5	83	60-140	
Diisopropyl ether	ug/L	50	48.4	97	60-140	
Ethylbenzene	ug/L	50	48.3	97	60-140	
Hexachloro-1,3-butadiene	ug/L	50	54.4	109	60-140	
Isopropylbenzene (Cumene)	ug/L	50	50.0	100	60-140	
m&p-Xylene	ug/L	100	98.5	99	60-140	
Methyl-tert-butyl ether	ug/L	50	51.4	103	60-140	
Methylene Chloride	ug/L	50	48.8	98	60-140	
n-Butylbenzene	ug/L	50	51.4	103	60-140	
n-Propylbenzene	ug/L	50	49.7	99	60-140	
Naphthalene	ug/L	50	54.1	108	60-140	
o-Xylene	ug/L	50	48.9	98	60-140	
sec-Butylbenzene	ug/L	50	50.3	101	60-140	
Styrene	ug/L	50	51.2	102	60-140	
tert-Butylbenzene	ug/L	50	44.4	89	60-140	
Tetrachloroethene	ug/L	50	49.7	99	60-140	
Toluene	ug/L	50	48.0	96	60-140	
trans-1,2-Dichloroethene	ug/L	50	50.4	101	60-140	
trans-1,3-Dichloropropene	ug/L	50	55.9	112	60-140	
Trichloroethene	ug/L	50	54.8	110	60-140	
Trichlorofluoromethane	ug/L	50	44.3	89	60-140	
Vinyl chloride	ug/L	50	44.1	88	60-140	
1,2-Dichloroethane-d4 (S)	%			97	70-130	
4-Bromofluorobenzene (S)	%			100	70-130	
Toluene-d8 (S)	%			99	70-130	

Results presented on this page are in the units indicated by the "Units" column except where an alternate unit is presented to the right of the result.

REPORT OF LABORATORY ANALYSIS

This report shall not be reproduced, except in full,
without the written consent of Pace Analytical Services, LLC.

Pace Analytical Services, LLC
9800 Kincey Ave. Suite 100
Huntersville, NC 28078
(704)875-9092

QUALITY CONTROL DATA

Project: 2020-LI-2448
Pace Project No.: 92493896

MATRIX SPIKE & MATRIX SPIKE DUPLICATE: 2992124 2992125

Parameter	Units	92493140002 Result	MS Spike Conc.	MSD Spike Conc.	MS Result	MSD Result	MS % Rec	MSD % Rec	% Rec Limits	RPD	Qual
1,1,1,2-Tetrachloroethane	ug/L	ND	200	200	218	221	109	111	60-140	2	
1,1,1-Trichloroethane	ug/L	ND	200	200	260	246	130	123	60-140	6	
1,1,2,2-Tetrachloroethane	ug/L	ND	200	200	217	217	109	109	60-140	0	
1,1,2-Trichloroethane	ug/L	ND	200	200	226	222	113	111	60-140	2	
1,1-Dichloroethane	ug/L	ND	200	200	237	227	118	114	60-140	4	
1,1-Dichloroethene	ug/L	ND	200	200	244	238	122	119	60-140	2	
1,1-Dichloropropene	ug/L	ND	200	200	249	236	125	118	60-140	6	
1,2,3-Trichlorobenzene	ug/L	ND	200	200	210	230	105	115	60-140	9	
1,2,3-Trichloropropane	ug/L	ND	200	200	227	239	114	119	60-140	5	
1,2,4-Trichlorobenzene	ug/L	ND	200	200	228	234	114	117	60-140	3	
1,2,4-Trimethylbenzene	ug/L	807	200	200	1050	1060	121	125	60-140	1	
1,2-Dibromo-3-chloropropane	ug/L	ND	200	200	184	192	92	96	60-140	4	
1,2-Dibromoethane (EDB)	ug/L	ND	200	200	223	227	111	113	60-140	2	
1,2-Dichlorobenzene	ug/L	ND	200	200	216	223	108	111	60-140	3	
1,2-Dichloroethane	ug/L	ND	200	200	213	204	107	102	60-140	5	
1,2-Dichloropropane	ug/L	ND	200	200	236	226	118	113	60-140	4	
1,3,5-Trimethylbenzene	ug/L	ND	200	200	446	450	223	225	60-140	1	M1
1,3-Dichlorobenzene	ug/L	ND	200	200	225	228	112	114	60-140	1	
1,3-Dichloropropane	ug/L	ND	200	200	229	226	115	113	60-140	1	
1,4-Dichlorobenzene	ug/L	ND	200	200	231	227	115	113	60-140	2	
2,2-Dichloropropane	ug/L	ND	200	200	190	197	95	98	60-140	3	
2-Chlorotoluene	ug/L	ND	200	200	241	240	120	120	60-140	0	
4-Chlorotoluene	ug/L	ND	200	200	221	218	110	109	60-140	1	
Benzene	ug/L	465	200	200	709	703	122	119	60-140	1	
Bromobenzene	ug/L	ND	200	200	224	230	112	115	60-140	2	
Bromochloromethane	ug/L	ND	200	200	245	236	122	118	60-140	4	
Bromodichloromethane	ug/L	ND	200	200	207	205	104	103	60-140	1	
Bromoform	ug/L	ND	200	200	179	189	90	94	60-140	5	
Bromomethane	ug/L	ND	200	200	184	199	92	100	60-140	8	
Carbon tetrachloride	ug/L	ND	200	200	229	241	115	121	60-140	5	
Chlorobenzene	ug/L	ND	200	200	220	221	110	111	60-140	1	
Chloroethane	ug/L	ND	200	200	243	223	122	112	60-140	9	
Chloroform	ug/L	ND	200	200	226	216	113	108	60-140	4	
Chloromethane	ug/L	ND	200	200	197	180	99	90	60-140	9	
cis-1,2-Dichloroethene	ug/L	ND	200	200	231	219	116	109	60-140	6	
cis-1,3-Dichloropropene	ug/L	ND	200	200	231	229	116	115	60-140	1	
Dibromochloromethane	ug/L	ND	200	200	198	201	99	101	60-140	2	
Dibromomethane	ug/L	ND	200	200	226	225	113	113	60-140	0	
Dichlorodifluoromethane	ug/L	ND	200	200	202	200	101	100	60-140	1	
Diisopropyl ether	ug/L	5.4	200	200	225	219	110	107	60-140	3	
Ethylbenzene	ug/L	255	200	200	479	483	112	114	60-140	1	
Hexachloro-1,3-butadiene	ug/L	ND	200	200	204	217	102	108	60-140	6	
Isopropylbenzene (Cumene)	ug/L	29.5	200	200	252	254	111	112	60-140	1	
m&p-Xylene	ug/L	1160	400	400	1620	1620	115	113	60-140	0	
Methyl-tert-butyl ether	ug/L	ND	200	200	223	210	111	105	60-140	6	
Methylene Chloride	ug/L	ND	200	200	244	228	122	114	60-140	7	

Results presented on this page are in the units indicated by the "Units" column except where an alternate unit is presented to the right of the result.

REPORT OF LABORATORY ANALYSIS

This report shall not be reproduced, except in full,
without the written consent of Pace Analytical Services, LLC.

Pace Analytical Services, LLC
9800 Kincey Ave. Suite 100
Huntersville, NC 28078
(704)875-9092

QUALITY CONTROL DATA

Project: 2020-LI-2448
Pace Project No.: 92493896

MATRIX SPIKE & MATRIX SPIKE DUPLICATE: 2992124 2992125

Parameter	Units	92493140002 Result	MS Spike Conc.	MSD Spike Conc.	MS Result	MSD Result	MS % Rec	MSD % Rec	% Rec Limits	RPD	Qual
n-Butylbenzene	ug/L	ND	200	200	253	295	127	148	60-140	15	M1
n-Propylbenzene	ug/L	ND	200	200	290	292	145	146	60-140	1	M1
Naphthalene	ug/L	138	200	200	368	382	115	122	60-140	4	
o-Xylene	ug/L	560	200	200	775	778	108	109	60-140	0	
sec-Butylbenzene	ug/L	ND	200	200	240	236	120	118	60-140	2	
Styrene	ug/L	ND	200	200	232	230	116	115	60-140	1	
tert-Butylbenzene	ug/L	ND	200	200	203	202	101	101	60-140	0	
Tetrachloroethene	ug/L	ND	200	200	225	231	113	115	60-140	2	
Toluene	ug/L	1600	200	200	1820	1800	109	99	60-140	1	
trans-1,2-Dichloroethene	ug/L	ND	200	200	244	234	122	117	60-140	4	
trans-1,3-Dichloropropene	ug/L	ND	200	200	210	214	105	107	60-140	2	
Trichloroethene	ug/L	ND	200	200	255	245	128	123	60-140	4	
Trichlorofluoromethane	ug/L	ND	200	200	215	211	107	105	60-140	2	
Vinyl chloride	ug/L	ND	200	200	211	201	106	101	60-140	5	
1,2-Dichloroethane-d4 (S)	%						98	99	70-130		
4-Bromofluorobenzene (S)	%						99	99	70-130		
Toluene-d8 (S)	%						98	97	70-130		

Results presented on this page are in the units indicated by the "Units" column except where an alternate unit is presented to the right of the result.

REPORT OF LABORATORY ANALYSIS

This report shall not be reproduced, except in full,
without the written consent of Pace Analytical Services, LLC.

Pace Analytical Services, LLC
9800 Kincey Ave. Suite 100
Huntersville, NC 28078
(704)875-9092

QUALIFIERS

Project: 2020-LI-2448
Pace Project No.: 92493896

DEFINITIONS

DF - Dilution Factor, if reported, represents the factor applied to the reported data due to dilution of the sample aliquot.

ND - Not Detected at or above adjusted reporting limit.

TNTC - Too Numerous To Count

J - Estimated concentration above the adjusted method detection limit and below the adjusted reporting limit.

MDL - Adjusted Method Detection Limit.

PQL - Practical Quantitation Limit.

RL - Reporting Limit - The lowest concentration value that meets project requirements for quantitative data with known precision and bias for a specific analyte in a specific matrix.

S - Surrogate

1,2-Diphenylhydrazine decomposes to and cannot be separated from Azobenzene using Method 8270. The result for each analyte is a combined concentration.

Consistent with EPA guidelines, unrounded data are displayed and have been used to calculate % recovery and RPD values.

LCS(D) - Laboratory Control Sample (Duplicate)

MS(D) - Matrix Spike (Duplicate)

DUP - Sample Duplicate

RPD - Relative Percent Difference

NC - Not Calculable.

SG - Silica Gel - Clean-Up

U - Indicates the compound was analyzed for, but not detected.

Acid preservation may not be appropriate for 2 Chloroethylvinyl ether.

A separate vial preserved to a pH of 4-5 is recommended in SW846 Chapter 4 for the analysis of Acrolein and Acrylonitrile by EPA Method 8260.

N-Nitrosodiphenylamine decomposes and cannot be separated from Diphenylamine using Method 8270. The result reported for each analyte is a combined concentration.

Pace Analytical is TNI accredited. Contact your Pace PM for the current list of accredited analytes.

TNI - The NELAC Institute.

ANALYTE QUALIFIERS

M1 Matrix spike recovery exceeded QC limits. Batch accepted based on laboratory control sample (LCS) recovery.

This report shall not be reproduced, except in full,
without the written consent of Pace Analytical Services, LLC.

Pace Analytical Services, LLC
9800 Kincey Ave. Suite 100
Huntersville, NC 28078
(704)875-9092

QUALITY CONTROL DATA CROSS REFERENCE TABLE

Project: 2020-LI-2448
Pace Project No.: 92493896

Lab ID	Sample ID	QC Batch Method	QC Batch	Analytical Method	Analytical Batch
92493896001	**13800_HC_RD**	MADEPV	1538267	MADEP VPH	1538267
92493896001	**13800_HC_RD**	EPA 3010A	564487	EPA 6010D	564500
92493896001	**13800_HC_RD**	SM 6200B	564438		

This report shall not be reproduced, except in full,
without the written consent of Pace Analytical Services, LLC.

CHAIN-OF-CUSTODY Analytical Request Document

Pace Analytical

Chain-of-Custody is a LEGAL DOCUMENT - Complete all relevent fields

LAB USE — WO# : 92493896

92493896

Company: Apex Companies	Billing Information:
Address:	
Report To: Andrew Street	Email To: Andrew Street / Emily Little
Copy To:	Site Collection Info/Address: 13800 H/C RD
Customer Project Name/Number: 2020-LI-2448	State: NC / County/City: Huntersville / Time Zone Collected: [ ] PT [ ] MT [ ] CT [✓] ET
Phone: / Email:	Site/Facility ID #: / Compliance Monitoring? [ ] Yes [ ] No
Collected By (print): Matthew Fraioli	Purchase Order #: / Quote #: / DW PWS ID #: / DW Location Code:
Collected By (signature):	Turnaround Date Required: ASAP / Immediately Packed on Ice: [✓] Yes [ ] No
Sample Disposal: [ ] Dispose as appropriate [ ] Return [ ] Archive: [ ] Hold:	Rush: [✓] Same Day [ ] Next Day [ ] 2 Day [ ] 3 Day [ ] 4 Day [ ] 5 Day (Expedite Charges Apply) / Field Filtered (if applicable): [ ] Yes [ ] No / Analysis:

* Matrix Codes (Insert in Matrix box below): Drinking Water (DW), Ground Water (GW), Wastewater (WW), Product (P), Soil/Solid (SL), Oil (OL), Wipe (WP), Air (AR), Tissue (TS), Bioassay (B), Vapor (V), Other (OT)

** Preservative Types: (1) nitric acid, (2) sulfuric acid, (3) hydrochloric acid, (4) sodium hydroxide, (5) zinc acetate, (6) methanol, (7) sodium bisulfate, (8) sodium thiosulfate, (9) hexane, (A) ascorbic acid, (B) ammonium sulfate, (C) ammonium hydroxide, (D) TSP, (U) Unpreserved, (O) Other _____

Customer Sample ID	Matrix *	Comp / Grab	Collected (or Composite Start) Date	Collected (or Composite Start) Time	Composite End Date	Composite End Time	Res Cl	# of Ctns	Analyses: SM 6200B VOCs	Lead	MADEP VPH
13800 H/C RD	DW	G	09/02/20	1042	09/02/20			8	X	X	X

Lab Profile/Line:

Lab Sample Receipt Checklist:

Custody Seals Present/Intact	Y	N NA
Custody Signatures Present	Y	N NA
Collector Signature Present	Y	N NA
Bottles Intact	Y	N NA
Correct Bottles	Y	N NA
Sufficient Volume	Y	N NA
Samples Received on Ice	Y	N NA
VOA - Headspace Acceptable	Y	N NA
USDA Regulated Soils	Y	N NA
Samples in Holding Time	Y	N NA
Residual Chlorine Present	Y	N NA
Cl Strips:		
Sample pH Acceptable	Y	N NA
pH Strips:		
Sulfide Present	Y	N NA
Lead Acetate Strips:		

LAB USE ONLY:
Lab Sample # / Comments:
92493896 001

Customer Remarks / Special Conditions / Possible Hazards:

Type of Ice Used: Wet Blue Dry None

Packing Material Used: MBAG

Radchem sample(s) screened (<500 cpm): Y N NA

SHORT HOLDS PRESENT (<72 hours): Y N N/A

Lab Tracking #: 2539226

Samples received via: FEDEX UPS Client Courier Pace Courier

Lab Sample Temperature Info:
Temp Blank Received: Y N NA
Therm ID#: IR-T80
Cooler 1 Temp Upon Receipt: 5.9 oC
Cooler 1 Therm Corr. Factor: oC
Cooler 1 Corrected Temp: 5.0 oC
Comments:

Relinquished by/Company: (Signature) Apex	Date/Time: 2000 09/02/20	Received by/Company: (Signature)	Date/Time: 9-3-20 645
Relinquished by/Company: (Signature)	Date/Time: 9-3-20 1329	Received by/Company: (Signature) PACE HVL	Date/Time: 9/3/20 1329
Relinquished by/Company: (Signature)	Date/Time:	Received by/Company: (Signature)	Date/Time:

MTJL LAB USE ONLY
Table #:
Acctnum:
Template:
Prelogin:
PM:
PB:

Trip Blank Received: Y N NA
HCL MeOH TSP Other

Non Conformance(s): YES / NO

Page: of:

Pace Analytical®

CHAIN-OF-CUSTODY Analytical Request Document

Chain-of-Custody is a LEGAL DOCUMENT - Complete all relevent fields

LAB USE ONLY- Affix Workorder/Login Label Here or List Pace Workorder Number or MTJL Log-in Number Here

ALL SHADED AREAS are for LAB USE ONLY

Company: Apex Companies

Address:

Billing Information:

Report To: Andrew Street

Email To: Andrew Street / Emily Little

Copy To:

Site Collection Info/Address: 13800 H/C RD

Customer Project Name/Number: 2020-L1-2448

State: NC / County/City: Huntersville

Time Zone Collected: [ ] PT [ ] MT [ ] CT [✓] ET

Phone:
Email:

Site/Facility ID #:

Compliance Monitoring? [ ] Yes [ ] No

Collected By (print): Matthew Fraioli

Purchase Order #:
Quote #:

DW PWS ID #:
DW Location Code:

Collected By (signature): [signature]

Turnaround Date Required: ASAP

Immediately Packed on Ice: [✓] Yes [ ] No

Sample Disposal:
[ ] Dispose as appropriate [ ] Return
[ ] Archive: _____
[ ] Hold: _____

Rush: [✓] Same Day [ ] Next Day
[ ] 2 Day [ ] 3 Day [ ] 4 Day [ ] 5 Day
(Expedite Charges Apply)

Field Filtered (if applicable): [ ] Yes [ ] No
Analysis: _____

* Matrix Codes (Insert in Matrix box below): Drinking Water (DW), Ground Water (GW), Wastewater (WW), Product (P), Soil/Solid (SL), Oil (OL), Wipe (WP), Air (AR), Tissue (TS), Bioassay (B), Vapor (V), Other (OT)

Container Preservative Type **

Lab Project Manager:

** Preservative Types: (1) nitric acid, (2) sulfuric acid, (3) hydrochloric acid, (4) sodium hydroxide, (5) zinc acetate, (6) methanol, (7) sodium bisulfate, (8) sodium thiosulfate, (9) hexane, (A) ascorbic acid, (B) ammonium sulfate, (C) ammonium hydroxide, (D) TSP, (U) Unpreserved, (O) Other _____

Analyses

Customer Sample ID	Matrix *	Comp / Grab	Collected (or Composite Start) Date	Collected (or Composite Start) Time	Composite End Date	Composite End Time	Res Cl	# of Ctns	SM 6200B VOCs	Lead	MADEP VPH								Lab Profile/Line:
13800 H/C RD	DW	G	09/02/20	1042	09/02/20			8	X	X	X								924 93896 001

Lab Sample Receipt Checklist:

Custody Seals Present/Intact	Y N NA
Custody Signatures Present	Y N NA
Collector Signature Present	Y N NA
Bottles Intact	Y N NA
Correct Bottles	Y N NA
Sufficient Volume	Y N NA
Samples Received on Ice	Y N NA
VOA - Headspace Acceptable	Y N NA
USDA Regulated Soils	Y N NA
Samples in Holding Time	Y N NA
Residual Chlorine Present	Y N NA
Cl Strips: _____	
Sample pH Acceptable	Y N NA
pH Strips: _____	
Sulfide Present	Y N NA
Lead Acetate Strips: _____	

LAB USE ONLY:
Lab Sample # / Comments:

Customer Remarks / Special Conditions / Possible Hazards:

Type of Ice Used: Wet Blue Dry None

Packing Material Used: MBAG

Radchem sample(s) screened (<500 cpm): Y N NA

SHORT HOLDS PRESENT (<72 hours): Y N N/A

Lab Tracking #: 2539226

Samples received via: FEDEX UPS Client Courier Pace Courier

Lab Sample Temperature Info:
Temp Blank Received: Y N NA
Therm ID#: 92 1067
Cooler 1 Temp Upon Receipt: 5.9 oC
Cooler 1 Therm Corr. Factor: 5 oC
Cooler 1 Corrected Temp: 5.0 oC
Comments:

Relinquished by/Company: (Signature)	Date/Time:	Received by/Company: (Signature)	Date/Time:
[signature] / Apex	09/02/20 2000	[signature]	9-3-20 645
[signature]	9-3-20 1379	[signature] PACE HVL	9-3-20 1339

MTJL LAB USE ONLY
Table #:
Acctnum:
Template:
Prelogin:
PM:
PB:

Trip Blank Received: Y N NA
HCL MeOH TSP Other

Non Conformance(s): YES / NO

Page: _____ of: _____

***Check mark top half of box if pH and/or dechlorination is verified and within the acceptance range for preservation samples.**

Exceptions: VOA, Coliform, TOC, Oil and Grease, DRO/8015 (water) DOC, LLHg

****Bottom half of box is to list number of bottle**

Project # WO# : 92493896

PM: AMB Due Date: 09/04/20

CLIENT: 92-APEX MOOR

Item#	BP4U-125 mL Plastic Unpreserved (N/A) (Cl-)	BP3U-250 mL Plastic Unpreserved (N/A)	BP2U-500 mL Plastic Unpreserved (N/A)	BP1U-1 liter Plastic Unpreserved (N/A)	BP4S-125 mL Plastic H2SO4 (pH < 2) (Cl-)	BP3N-250 mL plastic HNO3 (pH < 2)	BP4Z-125 mL Plastic ZN Acetate & NaOH (>9)	BP4C-125 mL Plastic NaOH (pH > 12) (Cl-)	WGFU-Wide-mouthed Glass jar Unpreserved	AG1U-1 liter Amber Unpreserved (N/A) (Cl-)	AG1H-1 liter Amber HCl (pH < 2)	AG3U-250 mL Amber Unpreserved (N/A) (Cl-)	AG1S-1 liter Amber H2SO4 (pH < 2)	AG3S-250 mL Amber H2SO4 (pH < 2)	AG3A(DG3A)-250 mL Amber NH4Cl (N/A)(Cl-)	DG9H-40 mL VOA HCl (N/A)	VG9T-40 mL VOA Na2S2O3 (N/A)	VG9U-40 mL VOA Unp (N/A)	DG9P-40 mL VOA H3PO4 (N/A)	VOAK (6 vials per kit)-5035 kit (N/A)	V/GK (3 vials per kit)-VPH/Gas kit (N/A)	SP5T-125 mL Sterile Plastic (N/A – lab)	SP2T-250 mL Sterile Plastic (N/A – lab)		BP3A-250 mL Plastic (NH2)2SO4 (9.3-9.7)	AG0U-100 mL Amber Unpreserved vials (N/A)	VSGU-20 mL Scintillation vials (N/A)	DG9U-40 mL Amber Unpreserved vials (N/A)
1																												
2																												
3																												
4																												
5																												
6																												
7																												
8																												
9																												
10																												
11																												
12																												

pH Adjustment Log for Preserved Samples

Sample ID	Type of Preservative	pH upon receipt	Date preservation adjusted	Time preservation adjusted	Amount of Preservative added	Lot #

Note: Whenever there is a discrepancy affecting North Carolina compliance samples, a copy of this form will be sent to the North Carolina DEHNR Certification Office (i.e. Out of hold, incorrect preservative, out of temp, incorrect containers.

Pace Analytical Services, LLC
9800 Kincey Ave. Suite 100
Huntersville, NC 28078
(704)875-9092

September 06, 2020

Andrew Street
Apex Companies - NC
5900 Northwoods Business Pkwy
Suite 5900-0
Charlotte, NC 28269

RE: Project: 2020-LI-2448
Pace Project No.: 92493898

Dear Andrew Street:

Enclosed are the analytical results for sample(s) received by the laboratory on September 03, 2020. The results relate only to the samples included in this report. Results reported herein conform to the applicable TNI/NELAC Standards and the laboratory's Quality Manual, where applicable, unless otherwise noted in the body of the report.

The test results provided in this final report were generated by each of the following laboratories within the Pace Network:

- Pace National - Mt. Juliet
- Pace Analytical Services - Asheville
- Pace Analytical Services - Charlotte

If you have any questions concerning this report, please feel free to contact me.

Sincerely,

Angela M. Baioni

Angela Baioni
angela.baioni@pacelabs.com
(704)875-9092
Project Manager

Enclosures

cc: J Culbreath, Colonial Pipeline Company
Robert Hughes, Colonial Pipeline
Margaret King, APEX Companies, LLC
Emily Little, Apex Companies
Jeff Morrison, Colonial Pipeline Company
Tom Naumann, APEX Companies - NC
Joe Nicolette, Montrose-EPS
Christopher Schultz, Apex Companies
J Tate, Colonial Pipeline Company
Alex Testoff, Montrose-EPS
Michael Verdon, Colonial Pipeline Company
JM Wyatt, Colonial Pipeline Company

REPORT OF LABORATORY ANALYSIS

This report shall not be reproduced, except in full,
without the written consent of Pace Analytical Services, LLC.

Pace Analytical Services, LLC
9800 Kincey Ave. Suite 100
Huntersville, NC 28078
(704)875-9092

CERTIFICATIONS

Project: 2020-LI-2448
Pace Project No.: 92493898

Pace Analytical Services National

12065 Lebanon Road, Mt. Juliet, TN 37122
Alabama Certification #: 40660
Alaska Certification 17-026
Arizona Certification #: AZ0612
Arkansas Certification #: 88-0469
California Certification #: 2932
Canada Certification #: 1461.01
Colorado Certification #: TN00003
Connecticut Certification #: PH-0197
DOD Certification: #1461.01
EPA# TN00003
Florida Certification #: E87487
Georgia DW Certification #: 923
Georgia Certification: NELAP
Idaho Certification #: TN00003
Illinois Certification #: 200008
Indiana Certification #: C-TN-01
Iowa Certification #: 364
Kansas Certification #: E-10277
Kentucky UST Certification #: 16
Kentucky Certification #: 90010
Louisiana Certification #: AI30792
Louisiana DW Certification #: LA180010
Maine Certification #: TN0002
Maryland Certification #: 324
Massachusetts Certification #: M-TN003
Michigan Certification #: 9958
Minnesota Certification #: 047-999-395
Mississippi Certification #: TN00003
Missouri Certification #: 340
Montana Certification #: CERT0086
Nebraska Certification #: NE-OS-15-05
Nevada Certification #: TN-03-2002-34
New Hampshire Certification #: 2975
New Jersey Certification #: TN002
New Mexico DW Certification
New York Certification #: 11742
North Carolina Aquatic Toxicity Certification #: 41
North Carolina Drinking Water Certification #: 21704
North Carolina Environmental Certificate #: 375
North Dakota Certification #: R-140
Ohio VAP Certification #: CL0069
Oklahoma Certification #: 9915
Oregon Certification #: TN200002
Pennsylvania Certification #: 68-02979
Rhode Island Certification #: LAO00356
South Carolina Certification #: 84004
South Dakota Certification
Tennessee DW/Chem/Micro Certification #: 2006
Texas Certification #: T 104704245-17-14
Texas Mold Certification #: LAB0152
USDA Soil Permit #: P330-15-00234
Utah Certification #: TN00003
Virginia Certification #: VT2006
Vermont Dept. of Health: ID# VT-2006
Virginia Certification #: 460132
Washington Certification #: C847
West Virginia Certification #: 233
Wisconsin Certification #: 9980939910
Wyoming UST Certification #: via A2LA 2926.01
A2LA-ISO 17025 Certification #: 1461.01
A2LA-ISO 17025 Certification #: 1461.02
AIHA-LAP/LLC EMLAP Certification #:100789

Pace Analytical Services Charlotte

9800 Kincey Ave. Ste 100, Huntersville, NC 28078
Louisiana/NELAP Certification # LA170028
North Carolina Drinking Water Certification #: 37706
North Carolina Field Services Certification #: 5342
North Carolina Wastewater Certification #: 12
South Carolina Certification #: 99006001
Florida/NELAP Certification #: E87627
Kentucky UST Certification #: 84
Virginia/VELAP Certification #: 460221

Pace Analytical Services Asheville

2225 Riverside Drive, Asheville, NC 28804
Florida/NELAP Certification #: E87648
Massachusetts Certification #: M-NC030
North Carolina Drinking Water Certification #: 37712
North Carolina Wastewater Certification #: 40
South Carolina Certification #: 99030001
Virginia/VELAP Certification #: 460222

REPORT OF LABORATORY ANALYSIS

This report shall not be reproduced, except in full,
without the written consent of Pace Analytical Services, LLC.

Pace Analytical Services, LLC
9800 Kincey Ave. Suite 100
Huntersville, NC 28078
(704)875-9092

SAMPLE ANALYTE COUNT

Project: 2020-LI-2448
Pace Project No.: 92493898

Lab ID	Sample ID	Method	Analysts	Analytes Reported	Laboratory
92493898001	**HOA_LAWN**	MADEP VPH	ADM	6	PAN
		EPA 6010D	SH1	1	PASI-A
		SM 6200B	SAS	63	PASI-C

PAN = Pace National - Mt. Juliet
PASI-A = Pace Analytical Services - Asheville
PASI-C = Pace Analytical Services - Charlotte

This report shall not be reproduced, except in full,
without the written consent of Pace Analytical Services, LLC.

Pace Analytical Services, LLC
9800 Kincey Ave. Suite 100
Huntersville, NC 28078
(704)875-9092

ANALYTICAL RESULTS

Project: 2020-LI-2448
Pace Project No.: 92493898

Sample: HOA_LAWN **Lab ID: 92493898001** Collected: 09/02/20 09:53 Received: 09/03/20 06:45 Matrix: Water

Parameters	Results	Units	Report Limit	DF	Prepared	Analyzed	CAS No.	Qual
MADEPV	Analytical Method: MADEP VPH Preparation Method: MADEPV Pace National - Mt. Juliet							
Aliphatic (C05-C08)	ND	ug/L	100	1	09/04/20 20:45	09/04/20 20:45		
Aliphatic (C09-C12)	ND	ug/L	100	1	09/04/20 20:45	09/04/20 20:45		
Aromatic (C09-C10),Unadjusted	ND	ug/L	100	1	09/04/20 20:45	09/04/20 20:45	TPHC9C10A	
Total VPH	ND	ug/L	100	1	09/04/20 20:45	09/04/20 20:45	VPH	
Surrogates								
2,5-Dibromotoluene (FID)	90.2	%	70.0-130	1	09/04/20 20:45	09/04/20 20:45	615-59-8FID	
2,5-Dibromotoluene (PID)	99.7	%	70.0-130	1	09/04/20 20:45	09/04/20 20:45	615-59-8PID	
6010 MET ICP	Analytical Method: EPA 6010D Preparation Method: EPA 3010A Pace Analytical Services - Asheville							
Lead	ND	ug/L	5.0	1	09/04/20 01:43	09/04/20 09:50	7439-92-1	
6200B MSV	Analytical Method: SM 6200B Pace Analytical Services - Charlotte							
Benzene	ND	ug/L	0.50	1		09/04/20 08:29	71-43-2	
Bromobenzene	ND	ug/L	0.50	1		09/04/20 08:29	108-86-1	
Bromochloromethane	ND	ug/L	0.50	1		09/04/20 08:29	74-97-5	
Bromodichloromethane	ND	ug/L	0.50	1		09/04/20 08:29	75-27-4	
Bromoform	ND	ug/L	0.50	1		09/04/20 08:29	75-25-2	
Bromomethane	ND	ug/L	5.0	1		09/04/20 08:29	74-83-9	
n-Butylbenzene	ND	ug/L	0.50	1		09/04/20 08:29	104-51-8	
sec-Butylbenzene	ND	ug/L	0.50	1		09/04/20 08:29	135-98-8	
tert-Butylbenzene	ND	ug/L	0.50	1		09/04/20 08:29	98-06-6	
Carbon tetrachloride	ND	ug/L	0.50	1		09/04/20 08:29	56-23-5	
Chlorobenzene	ND	ug/L	0.50	1		09/04/20 08:29	108-90-7	
Chloroethane	ND	ug/L	1.0	1		09/04/20 08:29	75-00-3	
Chloroform	ND	ug/L	0.50	1		09/04/20 08:29	67-66-3	
Chloromethane	ND	ug/L	1.0	1		09/04/20 08:29	74-87-3	
2-Chlorotoluene	ND	ug/L	0.50	1		09/04/20 08:29	95-49-8	
4-Chlorotoluene	ND	ug/L	0.50	1		09/04/20 08:29	106-43-4	
1,2-Dibromo-3-chloropropane	ND	ug/L	1.0	1		09/04/20 08:29	96-12-8	
Dibromochloromethane	ND	ug/L	0.50	1		09/04/20 08:29	124-48-1	
1,2-Dibromoethane (EDB)	ND	ug/L	0.50	1		09/04/20 08:29	106-93-4	
Dibromomethane	ND	ug/L	0.50	1		09/04/20 08:29	74-95-3	
1,2-Dichlorobenzene	ND	ug/L	0.50	1		09/04/20 08:29	95-50-1	
1,3-Dichlorobenzene	ND	ug/L	0.50	1		09/04/20 08:29	541-73-1	
1,4-Dichlorobenzene	ND	ug/L	0.50	1		09/04/20 08:29	106-46-7	
Dichlorodifluoromethane	ND	ug/L	0.50	1		09/04/20 08:29	75-71-8	
1,1-Dichloroethane	ND	ug/L	0.50	1		09/04/20 08:29	75-34-3	
1,2-Dichloroethane	ND	ug/L	0.50	1		09/04/20 08:29	107-06-2	
1,1-Dichloroethene	ND	ug/L	0.50	1		09/04/20 08:29	75-35-4	
cis-1,2-Dichloroethene	ND	ug/L	0.50	1		09/04/20 08:29	156-59-2	
trans-1,2-Dichloroethene	ND	ug/L	0.50	1		09/04/20 08:29	156-60-5	
1,2-Dichloropropane	ND	ug/L	0.50	1		09/04/20 08:29	78-87-5	
1,3-Dichloropropane	ND	ug/L	0.50	1		09/04/20 08:29	142-28-9	
2,2-Dichloropropane	ND	ug/L	0.50	1		09/04/20 08:29	594-20-7	

REPORT OF LABORATORY ANALYSIS

This report shall not be reproduced, except in full,
without the written consent of Pace Analytical Services, LLC.

Pace Analytical Services, LLC
9800 Kincey Ave. Suite 100
Huntersville, NC 28078
(704)875-9092

ANALYTICAL RESULTS

Project: 2020-LI-2448
Pace Project No.: 92493898

Sample: HOA_LAWN **Lab ID: 92493898001** Collected: 09/02/20 09:53 Received: 09/03/20 06:45 Matrix: Water

Parameters	Results	Units	Report Limit	DF	Prepared	Analyzed	CAS No.	Qual
6200B MSV	Analytical Method: SM 6200B Pace Analytical Services - Charlotte							
1,1-Dichloropropene	ND	ug/L	0.50	1		09/04/20 08:29	563-58-6	
cis-1,3-Dichloropropene	ND	ug/L	0.50	1		09/04/20 08:29	10061-01-5	
trans-1,3-Dichloropropene	ND	ug/L	0.50	1		09/04/20 08:29	10061-02-6	
Diisopropyl ether	ND	ug/L	0.50	1		09/04/20 08:29	108-20-3	
Ethylbenzene	ND	ug/L	0.50	1		09/04/20 08:29	100-41-4	
Hexachloro-1,3-butadiene	ND	ug/L	2.0	1		09/04/20 08:29	87-68-3	
Isopropylbenzene (Cumene)	ND	ug/L	0.50	1		09/04/20 08:29	98-82-8	
Methylene Chloride	ND	ug/L	2.0	1		09/04/20 08:29	75-09-2	
Methyl-tert-butyl ether	ND	ug/L	0.50	1		09/04/20 08:29	1634-04-4	
Naphthalene	ND	ug/L	2.0	1		09/04/20 08:29	91-20-3	
n-Propylbenzene	ND	ug/L	0.50	1		09/04/20 08:29	103-65-1	
Styrene	ND	ug/L	0.50	1		09/04/20 08:29	100-42-5	
1,1,1,2-Tetrachloroethane	ND	ug/L	0.50	1		09/04/20 08:29	630-20-6	
1,1,2,2-Tetrachloroethane	ND	ug/L	0.50	1		09/04/20 08:29	79-34-5	
Tetrachloroethene	ND	ug/L	0.50	1		09/04/20 08:29	127-18-4	
Toluene	ND	ug/L	0.50	1		09/04/20 08:29	108-88-3	
1,2,3-Trichlorobenzene	ND	ug/L	2.0	1		09/04/20 08:29	87-61-6	
1,2,4-Trichlorobenzene	ND	ug/L	2.0	1		09/04/20 08:29	120-82-1	
1,1,1-Trichloroethane	ND	ug/L	0.50	1		09/04/20 08:29	71-55-6	
1,1,2-Trichloroethane	ND	ug/L	0.50	1		09/04/20 08:29	79-00-5	
Trichloroethene	ND	ug/L	0.50	1		09/04/20 08:29	79-01-6	
Trichlorofluoromethane	ND	ug/L	1.0	1		09/04/20 08:29	75-69-4	
1,2,3-Trichloropropane	ND	ug/L	0.50	1		09/04/20 08:29	96-18-4	
1,2,4-Trimethylbenzene	ND	ug/L	0.50	1		09/04/20 08:29	95-63-6	
1,3,5-Trimethylbenzene	ND	ug/L	0.50	1		09/04/20 08:29	108-67-8	
Vinyl chloride	ND	ug/L	1.0	1		09/04/20 08:29	75-01-4	
m&p-Xylene	ND	ug/L	1.0	1		09/04/20 08:29	179601-23-1	
o-Xylene	ND	ug/L	0.50	1		09/04/20 08:29	95-47-6	
Surrogates								
1,2-Dichloroethane-d4 (S)	104	%	70-130	1		09/04/20 08:29	17060-07-0	
4-Bromofluorobenzene (S)	103	%	70-130	1		09/04/20 08:29	460-00-4	
Toluene-d8 (S)	102	%	70-130	1		09/04/20 08:29	2037-26-5	

REPORT OF LABORATORY ANALYSIS

This report shall not be reproduced, except in full,
without the written consent of Pace Analytical Services, LLC.

Pace Analytical Services, LLC
9800 Kincey Ave. Suite 100
Huntersville, NC 28078
(704)875-9092

QUALITY CONTROL DATA

Project: 2020-LI-2448
Pace Project No.: 92493898

QC Batch: 1538267
QC Batch Method: MADEPV
Analysis Method: MADEP VPH
Analysis Description: MADEPV
Laboratory: Pace National - Mt. Juliet

Associated Lab Samples: 92493898001

METHOD BLANK: R3567577-2 Matrix: Water
Associated Lab Samples: 92493898001

Parameter	Units	Blank Result	Reporting Limit	Analyzed	Qualifiers
Aliphatic (C05-C08)	ug/L	ND	100	09/04/20 13:04	
Aliphatic (C09-C12)	ug/L	ND	100	09/04/20 13:04	
Aromatic (C09-C10),Unadjusted	ug/L	ND	100	09/04/20 13:04	
Total VPH	ug/L	ND	100	09/04/20 13:04	
2,5-Dibromotoluene (FID)	%	84	70.0-130	09/04/20 13:04	
2,5-Dibromotoluene (PID)	%	93.9	70.0-130	09/04/20 13:04	

LABORATORY CONTROL SAMPLE & LCSD: R3567577-1 R3567577-3

Parameter	Units	Spike Conc.	LCS Result	LCSD Result	LCS % Rec	LCSD % Rec	% Rec Limits	RPD	Max RPD	Qualifiers
Aliphatic (C05-C08)	ug/L	1200	1310	1220	109	102	70.0-130	7.11	25	
Aliphatic (C09-C12)	ug/L	1400	1290	1320	92.1	94.3	70.0-130	2.30	25	
Aromatic (C09-C10),Unadjusted	ug/L	200	258	240	129	120	70.0-130	7.23	25	
Total VPH	ug/L	2800	2860	2780	102	99.3	70.0-130	2.84	25	
2,5-Dibromotoluene (FID)	%				95.9	94.2	70.0-130			
2,5-Dibromotoluene (PID)	%				106	110	70.0-130			

Results presented on this page are in the units indicated by the "Units" column except where an alternate unit is presented to the right of the result.

REPORT OF LABORATORY ANALYSIS

This report shall not be reproduced, except in full,
without the written consent of Pace Analytical Services, LLC.

Pace Analytical Services, LLC
9800 Kincey Ave. Suite 100
Huntersville, NC 28078
(704)875-9092

QUALITY CONTROL DATA

Project: 2020-LI-2448
Pace Project No.: 92493898

QC Batch: 564487
QC Batch Method: EPA 3010A
Analysis Method: EPA 6010D
Analysis Description: 6010 MET
Laboratory: Pace Analytical Services - Asheville

Associated Lab Samples: 92493898001

METHOD BLANK: 2992317 Matrix: Water
Associated Lab Samples: 92493898001

Parameter	Units	Blank Result	Reporting Limit	Analyzed	Qualifiers
Lead	ug/L	ND	5.0	09/04/20 08:54	

LABORATORY CONTROL SAMPLE: 2992318

Parameter	Units	Spike Conc.	LCS Result	LCS % Rec	% Rec Limits	Qualifiers
Lead	ug/L	500	508	102	80-120	

MATRIX SPIKE & MATRIX SPIKE DUPLICATE: 2992319 2992320

Parameter	Units	92493878001 Result	MS Spike Conc.	MSD Spike Conc.	MS Result	MSD Result	MS % Rec	MSD % Rec	% Rec Limits	RPD	Qual
Lead	ug/L	11.6	500	500	528	542	103	106	75-125	3	

Results presented on this page are in the units indicated by the "Units" column except where an alternate unit is presented to the right of the result.

REPORT OF LABORATORY ANALYSIS

This report shall not be reproduced, except in full,
without the written consent of Pace Analytical Services, LLC.

Pace Analytical Services, LLC
9800 Kincey Ave. Suite 100
Huntersville, NC 28078
(704)875-9092

QUALITY CONTROL DATA

Project: 2020-LI-2448
Pace Project No.: 92493898

QC Batch: 564438
QC Batch Method: SM 6200B
Analysis Method: SM 6200B
Analysis Description: 6200B MSV
Laboratory: Pace Analytical Services - Charlotte

Associated Lab Samples: 92493898001

METHOD BLANK: 2992122 Matrix: Water
Associated Lab Samples: 92493898001

Parameter	Units	Blank Result	Reporting Limit	Analyzed	Qualifiers
1,1,1,2-Tetrachloroethane	ug/L	ND	0.50	09/04/20 01:23	
1,1,1-Trichloroethane	ug/L	ND	0.50	09/04/20 01:23	
1,1,2,2-Tetrachloroethane	ug/L	ND	0.50	09/04/20 01:23	
1,1,2-Trichloroethane	ug/L	ND	0.50	09/04/20 01:23	
1,1-Dichloroethane	ug/L	ND	0.50	09/04/20 01:23	
1,1-Dichloroethene	ug/L	ND	0.50	09/04/20 01:23	
1,1-Dichloropropene	ug/L	ND	0.50	09/04/20 01:23	
1,2,3-Trichlorobenzene	ug/L	ND	2.0	09/04/20 01:23	
1,2,3-Trichloropropane	ug/L	ND	0.50	09/04/20 01:23	
1,2,4-Trichlorobenzene	ug/L	ND	2.0	09/04/20 01:23	
1,2,4-Trimethylbenzene	ug/L	ND	0.50	09/04/20 01:23	
1,2-Dibromo-3-chloropropane	ug/L	ND	1.0	09/04/20 01:23	
1,2-Dibromoethane (EDB)	ug/L	ND	0.50	09/04/20 01:23	
1,2-Dichlorobenzene	ug/L	ND	0.50	09/04/20 01:23	
1,2-Dichloroethane	ug/L	ND	0.50	09/04/20 01:23	
1,2-Dichloropropane	ug/L	ND	0.50	09/04/20 01:23	
1,3,5-Trimethylbenzene	ug/L	ND	0.50	09/04/20 01:23	
1,3-Dichlorobenzene	ug/L	ND	0.50	09/04/20 01:23	
1,3-Dichloropropane	ug/L	ND	0.50	09/04/20 01:23	
1,4-Dichlorobenzene	ug/L	ND	0.50	09/04/20 01:23	
2,2-Dichloropropane	ug/L	ND	0.50	09/04/20 01:23	
2-Chlorotoluene	ug/L	ND	0.50	09/04/20 01:23	
4-Chlorotoluene	ug/L	ND	0.50	09/04/20 01:23	
Benzene	ug/L	ND	0.50	09/04/20 01:23	
Bromobenzene	ug/L	ND	0.50	09/04/20 01:23	
Bromochloromethane	ug/L	ND	0.50	09/04/20 01:23	
Bromodichloromethane	ug/L	ND	0.50	09/04/20 01:23	
Bromoform	ug/L	ND	0.50	09/04/20 01:23	
Bromomethane	ug/L	ND	5.0	09/04/20 01:23	
Carbon tetrachloride	ug/L	ND	0.50	09/04/20 01:23	
Chlorobenzene	ug/L	ND	0.50	09/04/20 01:23	
Chloroethane	ug/L	ND	1.0	09/04/20 01:23	
Chloroform	ug/L	ND	0.50	09/04/20 01:23	
Chloromethane	ug/L	ND	1.0	09/04/20 01:23	
cis-1,2-Dichloroethene	ug/L	ND	0.50	09/04/20 01:23	
cis-1,3-Dichloropropene	ug/L	ND	0.50	09/04/20 01:23	
Dibromochloromethane	ug/L	ND	0.50	09/04/20 01:23	
Dibromomethane	ug/L	ND	0.50	09/04/20 01:23	
Dichlorodifluoromethane	ug/L	ND	0.50	09/04/20 01:23	
Diisopropyl ether	ug/L	ND	0.50	09/04/20 01:23	

Results presented on this page are in the units indicated by the "Units" column except where an alternate unit is presented to the right of the result.

REPORT OF LABORATORY ANALYSIS

This report shall not be reproduced, except in full,
without the written consent of Pace Analytical Services, LLC.

Pace Analytical Services, LLC
9800 Kincey Ave. Suite 100
Huntersville, NC 28078
(704)875-9092

QUALITY CONTROL DATA

Project: 2020-LI-2448
Pace Project No.: 92493898

METHOD BLANK: 2992122 Matrix: Water
Associated Lab Samples: 92493898001

Parameter	Units	Blank Result	Reporting Limit	Analyzed	Qualifiers
Ethylbenzene	ug/L	ND	0.50	09/04/20 01:23	
Hexachloro-1,3-butadiene	ug/L	ND	2.0	09/04/20 01:23	
Isopropylbenzene (Cumene)	ug/L	ND	0.50	09/04/20 01:23	
m&p-Xylene	ug/L	ND	1.0	09/04/20 01:23	
Methyl-tert-butyl ether	ug/L	ND	0.50	09/04/20 01:23	
Methylene Chloride	ug/L	ND	2.0	09/04/20 01:23	
n-Butylbenzene	ug/L	ND	0.50	09/04/20 01:23	
n-Propylbenzene	ug/L	ND	0.50	09/04/20 01:23	
Naphthalene	ug/L	ND	2.0	09/04/20 01:23	
o-Xylene	ug/L	ND	0.50	09/04/20 01:23	
sec-Butylbenzene	ug/L	ND	0.50	09/04/20 01:23	
Styrene	ug/L	ND	0.50	09/04/20 01:23	
tert-Butylbenzene	ug/L	ND	0.50	09/04/20 01:23	
Tetrachloroethene	ug/L	ND	0.50	09/04/20 01:23	
Toluene	ug/L	ND	0.50	09/04/20 01:23	
trans-1,2-Dichloroethene	ug/L	ND	0.50	09/04/20 01:23	
trans-1,3-Dichloropropene	ug/L	ND	0.50	09/04/20 01:23	
Trichloroethene	ug/L	ND	0.50	09/04/20 01:23	
Trichlorofluoromethane	ug/L	ND	1.0	09/04/20 01:23	
Vinyl chloride	ug/L	ND	1.0	09/04/20 01:23	
1,2-Dichloroethane-d4 (S)	%	105	70-130	09/04/20 01:23	
4-Bromofluorobenzene (S)	%	100	70-130	09/04/20 01:23	
Toluene-d8 (S)	%	103	70-130	09/04/20 01:23	

LABORATORY CONTROL SAMPLE: 2992123

Parameter	Units	Spike Conc.	LCS Result	LCS % Rec	% Rec Limits	Qualifiers
1,1,1,2-Tetrachloroethane	ug/L	50	57.1	114	60-140	
1,1,1-Trichloroethane	ug/L	50	54.9	110	60-140	
1,1,2,2-Tetrachloroethane	ug/L	50	51.6	103	60-140	
1,1,2-Trichloroethane	ug/L	50	53.8	108	60-140	
1,1-Dichloroethane	ug/L	50	48.9	98	60-140	
1,1-Dichloroethene	ug/L	50	49.2	98	60-140	
1,1-Dichloropropene	ug/L	50	51.7	103	60-140	
1,2,3-Trichlorobenzene	ug/L	50	54.2	108	60-140	
1,2,3-Trichloropropane	ug/L	50	53.9	108	60-140	
1,2,4-Trichlorobenzene	ug/L	50	55.2	110	60-140	
1,2,4-Trimethylbenzene	ug/L	50	50.9	102	60-140	
1,2-Dibromo-3-chloropropane	ug/L	50	50.7	101	60-140	
1,2-Dibromoethane (EDB)	ug/L	50	55.1	110	60-140	
1,2-Dichlorobenzene	ug/L	50	51.1	102	60-140	
1,2-Dichloroethane	ug/L	50	45.0	90	60-140	
1,2-Dichloropropane	ug/L	50	52.0	104	60-140	
1,3,5-Trimethylbenzene	ug/L	50	51.3	103	60-140	

Results presented on this page are in the units indicated by the "Units" column except where an alternate unit is presented to the right of the result.

REPORT OF LABORATORY ANALYSIS

This report shall not be reproduced, except in full,
without the written consent of Pace Analytical Services, LLC.

Pace Analytical Services, LLC
9800 Kincey Ave. Suite 100
Huntersville, NC 28078
(704)875-9092

QUALITY CONTROL DATA

Project: 2020-LI-2448
Pace Project No.: 92493898

LABORATORY CONTROL SAMPLE: 2992123

Parameter	Units	Spike Conc.	LCS Result	LCS % Rec	% Rec Limits	Qualifiers
1,3-Dichlorobenzene	ug/L	50	51.9	104	60-140	
1,3-Dichloropropane	ug/L	50	53.6	107	60-140	
1,4-Dichlorobenzene	ug/L	50	50.5	101	60-140	
2,2-Dichloropropane	ug/L	50	50.2	100	60-140	
2-Chlorotoluene	ug/L	50	51.7	103	60-140	
4-Chlorotoluene	ug/L	50	48.7	97	60-140	
Benzene	ug/L	50	49.6	99	60-140	
Bromobenzene	ug/L	50	51.6	103	60-140	
Bromochloromethane	ug/L	50	51.2	102	60-140	
Bromodichloromethane	ug/L	50	49.4	99	60-140	
Bromoform	ug/L	50	45.5	91	60-140	
Bromomethane	ug/L	50	61.7	123	60-140	
Carbon tetrachloride	ug/L	50	56.1	112	60-140	
Chlorobenzene	ug/L	50	49.9	100	60-140	
Chloroethane	ug/L	50	44.1	88	60-140	
Chloroform	ug/L	50	47.6	95	60-140	
Chloromethane	ug/L	50	42.0	84	60-140	
cis-1,2-Dichloroethene	ug/L	50	47.9	96	60-140	
cis-1,3-Dichloropropene	ug/L	50	57.7	115	60-140	
Dibromochloromethane	ug/L	50	48.8	98	60-140	
Dibromomethane	ug/L	50	53.1	106	60-140	
Dichlorodifluoromethane	ug/L	50	41.5	83	60-140	
Diisopropyl ether	ug/L	50	48.4	97	60-140	
Ethylbenzene	ug/L	50	48.3	97	60-140	
Hexachloro-1,3-butadiene	ug/L	50	54.4	109	60-140	
Isopropylbenzene (Cumene)	ug/L	50	50.0	100	60-140	
m&p-Xylene	ug/L	100	98.5	99	60-140	
Methyl-tert-butyl ether	ug/L	50	51.4	103	60-140	
Methylene Chloride	ug/L	50	48.8	98	60-140	
n-Butylbenzene	ug/L	50	51.4	103	60-140	
n-Propylbenzene	ug/L	50	49.7	99	60-140	
Naphthalene	ug/L	50	54.1	108	60-140	
o-Xylene	ug/L	50	48.9	98	60-140	
sec-Butylbenzene	ug/L	50	50.3	101	60-140	
Styrene	ug/L	50	51.2	102	60-140	
tert-Butylbenzene	ug/L	50	44.4	89	60-140	
Tetrachloroethene	ug/L	50	49.7	99	60-140	
Toluene	ug/L	50	48.0	96	60-140	
trans-1,2-Dichloroethene	ug/L	50	50.4	101	60-140	
trans-1,3-Dichloropropene	ug/L	50	55.9	112	60-140	
Trichloroethene	ug/L	50	54.8	110	60-140	
Trichlorofluoromethane	ug/L	50	44.3	89	60-140	
Vinyl chloride	ug/L	50	44.1	88	60-140	
1,2-Dichloroethane-d4 (S)	%			97	70-130	
4-Bromofluorobenzene (S)	%			100	70-130	
Toluene-d8 (S)	%			99	70-130	

Results presented on this page are in the units indicated by the "Units" column except where an alternate unit is presented to the right of the result.

REPORT OF LABORATORY ANALYSIS

This report shall not be reproduced, except in full,
without the written consent of Pace Analytical Services, LLC.

Pace Analytical Services, LLC
9800 Kincey Ave. Suite 100
Huntersville, NC 28078
(704)875-9092

QUALITY CONTROL DATA

Project: 2020-LI-2448
Pace Project No.: 92493898

MATRIX SPIKE & MATRIX SPIKE DUPLICATE: 2992124 2992125

Parameter	Units	92493140002 Result	MS Spike Conc.	MSD Spike Conc.	MS Result	MSD Result	MS % Rec	MSD % Rec	% Rec Limits	RPD	Qual
1,1,1,2-Tetrachloroethane	ug/L	ND	200	200	218	221	109	111	60-140	2	
1,1,1-Trichloroethane	ug/L	ND	200	200	260	246	130	123	60-140	6	
1,1,2,2-Tetrachloroethane	ug/L	ND	200	200	217	217	109	109	60-140	0	
1,1,2-Trichloroethane	ug/L	ND	200	200	226	222	113	111	60-140	2	
1,1-Dichloroethane	ug/L	ND	200	200	237	227	118	114	60-140	4	
1,1-Dichloroethene	ug/L	ND	200	200	244	238	122	119	60-140	2	
1,1-Dichloropropene	ug/L	ND	200	200	249	236	125	118	60-140	6	
1,2,3-Trichlorobenzene	ug/L	ND	200	200	210	230	105	115	60-140	9	
1,2,3-Trichloropropane	ug/L	ND	200	200	227	239	114	119	60-140	5	
1,2,4-Trichlorobenzene	ug/L	ND	200	200	228	234	114	117	60-140	3	
1,2,4-Trimethylbenzene	ug/L	807	200	200	1050	1060	121	125	60-140	1	
1,2-Dibromo-3-chloropropane	ug/L	ND	200	200	184	192	92	96	60-140	4	
1,2-Dibromoethane (EDB)	ug/L	ND	200	200	223	227	111	113	60-140	2	
1,2-Dichlorobenzene	ug/L	ND	200	200	216	223	108	111	60-140	3	
1,2-Dichloroethane	ug/L	ND	200	200	213	204	107	102	60-140	5	
1,2-Dichloropropane	ug/L	ND	200	200	236	226	118	113	60-140	4	
1,3,5-Trimethylbenzene	ug/L	ND	200	200	446	450	223	225	60-140	1	M1
1,3-Dichlorobenzene	ug/L	ND	200	200	225	228	112	114	60-140	1	
1,3-Dichloropropane	ug/L	ND	200	200	229	226	115	113	60-140	1	
1,4-Dichlorobenzene	ug/L	ND	200	200	231	227	115	113	60-140	2	
2,2-Dichloropropane	ug/L	ND	200	200	190	197	95	98	60-140	3	
2-Chlorotoluene	ug/L	ND	200	200	241	240	120	120	60-140	0	
4-Chlorotoluene	ug/L	ND	200	200	221	218	110	109	60-140	1	
Benzene	ug/L	465	200	200	709	703	122	119	60-140	1	
Bromobenzene	ug/L	ND	200	200	224	230	112	115	60-140	2	
Bromochloromethane	ug/L	ND	200	200	245	236	122	118	60-140	4	
Bromodichloromethane	ug/L	ND	200	200	207	205	104	103	60-140	1	
Bromoform	ug/L	ND	200	200	179	189	90	94	60-140	5	
Bromomethane	ug/L	ND	200	200	184	199	92	100	60-140	8	
Carbon tetrachloride	ug/L	ND	200	200	229	241	115	121	60-140	5	
Chlorobenzene	ug/L	ND	200	200	220	221	110	111	60-140	1	
Chloroethane	ug/L	ND	200	200	243	223	122	112	60-140	9	
Chloroform	ug/L	ND	200	200	226	216	113	108	60-140	4	
Chloromethane	ug/L	ND	200	200	197	180	99	90	60-140	9	
cis-1,2-Dichloroethene	ug/L	ND	200	200	231	219	116	109	60-140	6	
cis-1,3-Dichloropropene	ug/L	ND	200	200	231	229	116	115	60-140	1	
Dibromochloromethane	ug/L	ND	200	200	198	201	99	101	60-140	2	
Dibromomethane	ug/L	ND	200	200	226	225	113	113	60-140	0	
Dichlorodifluoromethane	ug/L	ND	200	200	202	200	101	100	60-140	1	
Diisopropyl ether	ug/L	5.4	200	200	225	219	110	107	60-140	3	
Ethylbenzene	ug/L	255	200	200	479	483	112	114	60-140	1	
Hexachloro-1,3-butadiene	ug/L	ND	200	200	204	217	102	108	60-140	6	
Isopropylbenzene (Cumene)	ug/L	29.5	200	200	252	254	111	112	60-140	1	
m&p-Xylene	ug/L	1160	400	400	1620	1620	115	113	60-140	0	
Methyl-tert-butyl ether	ug/L	ND	200	200	223	210	111	105	60-140	6	
Methylene Chloride	ug/L	ND	200	200	244	228	122	114	60-140	7	

Results presented on this page are in the units indicated by the "Units" column except where an alternate unit is presented to the right of the result.

REPORT OF LABORATORY ANALYSIS

This report shall not be reproduced, except in full,
without the written consent of Pace Analytical Services, LLC.

Pace Analytical Services, LLC
9800 Kincey Ave. Suite 100
Huntersville, NC 28078
(704)875-9092

QUALITY CONTROL DATA

Project: 2020-LI-2448
Pace Project No.: 92493898

MATRIX SPIKE & MATRIX SPIKE DUPLICATE: 2992124 2992125

Parameter	Units	92493140002 Result	MS Spike Conc.	MSD Spike Conc.	MS Result	MSD Result	MS % Rec	MSD % Rec	% Rec Limits	RPD	Qual
n-Butylbenzene	ug/L	ND	200	200	253	295	127	148	60-140	15	M1
n-Propylbenzene	ug/L	ND	200	200	290	292	145	146	60-140	1	M1
Naphthalene	ug/L	138	200	200	368	382	115	122	60-140	4	
o-Xylene	ug/L	560	200	200	775	778	108	109	60-140	0	
sec-Butylbenzene	ug/L	ND	200	200	240	236	120	118	60-140	2	
Styrene	ug/L	ND	200	200	232	230	116	115	60-140	1	
tert-Butylbenzene	ug/L	ND	200	200	203	202	101	101	60-140	0	
Tetrachloroethene	ug/L	ND	200	200	225	231	113	115	60-140	2	
Toluene	ug/L	1600	200	200	1820	1800	109	99	60-140	1	
trans-1,2-Dichloroethene	ug/L	ND	200	200	244	234	122	117	60-140	4	
trans-1,3-Dichloropropene	ug/L	ND	200	200	210	214	105	107	60-140	2	
Trichloroethene	ug/L	ND	200	200	255	245	128	123	60-140	4	
Trichlorofluoromethane	ug/L	ND	200	200	215	211	107	105	60-140	2	
Vinyl chloride	ug/L	ND	200	200	211	201	106	101	60-140	5	
1,2-Dichloroethane-d4 (S)	%						98	99	70-130		
4-Bromofluorobenzene (S)	%						99	99	70-130		
Toluene-d8 (S)	%						98	97	70-130		

Results presented on this page are in the units indicated by the "Units" column except where an alternate unit is presented to the right of the result.

REPORT OF LABORATORY ANALYSIS

This report shall not be reproduced, except in full,
without the written consent of Pace Analytical Services, LLC.

Pace Analytical Services, LLC
9800 Kincey Ave. Suite 100
Huntersville, NC 28078
(704)875-9092

QUALIFIERS

Project: 2020-LI-2448
Pace Project No.: 92493898

DEFINITIONS

DF - Dilution Factor, if reported, represents the factor applied to the reported data due to dilution of the sample aliquot.

ND - Not Detected at or above adjusted reporting limit.

TNTC - Too Numerous To Count

J - Estimated concentration above the adjusted method detection limit and below the adjusted reporting limit.

MDL - Adjusted Method Detection Limit.

PQL - Practical Quantitation Limit.

RL - Reporting Limit - The lowest concentration value that meets project requirements for quantitative data with known precision and bias for a specific analyte in a specific matrix.

S - Surrogate

1,2-Diphenylhydrazine decomposes to and cannot be separated from Azobenzene using Method 8270. The result for each analyte is a combined concentration.

Consistent with EPA guidelines, unrounded data are displayed and have been used to calculate % recovery and RPD values.

LCS(D) - Laboratory Control Sample (Duplicate)

MS(D) - Matrix Spike (Duplicate)

DUP - Sample Duplicate

RPD - Relative Percent Difference

NC - Not Calculable.

SG - Silica Gel - Clean-Up

U - Indicates the compound was analyzed for, but not detected.

Acid preservation may not be appropriate for 2 Chloroethylvinyl ether.

A separate vial preserved to a pH of 4-5 is recommended in SW846 Chapter 4 for the analysis of Acrolein and Acrylonitrile by EPA Method 8260.

N-Nitrosodiphenylamine decomposes and cannot be separated from Diphenylamine using Method 8270. The result reported for each analyte is a combined concentration.

Pace Analytical is TNI accredited. Contact your Pace PM for the current list of accredited analytes.

TNI - The NELAC Institute.

ANALYTE QUALIFIERS

M1 Matrix spike recovery exceeded QC limits. Batch accepted based on laboratory control sample (LCS) recovery.

This report shall not be reproduced, except in full,
without the written consent of Pace Analytical Services, LLC.

Pace Analytical Services, LLC
9800 Kincey Ave. Suite 100
Huntersville, NC 28078
(704)875-9092

QUALITY CONTROL DATA CROSS REFERENCE TABLE

Project: 2020-LI-2448
Pace Project No.: 92493898

Lab ID	Sample ID	QC Batch Method	QC Batch	Analytical Method	Analytical Batch
92493898001	**HOA_LAWN**	MADEPV	1538267	MADEP VPH	1538267
92493898001	**HOA_LAWN**	EPA 3010A	564487	EPA 6010D	564500
92493898001	**HOA_LAWN**	SM 6200B	564438		

This report shall not be reproduced, except in full,
without the written consent of Pace Analytical Services, LLC.

Pace Analytical

CHAIN-OF-CUSTODY Analytical Request Document

Chain-of-Custody is a LEGAL DOCUMENT - Complete all relevent fields

LAB USE ONLY- Affix Workorder/Login Label ... er or MTJL ...

WO# : 92493898

92493898

Container Pre... ...anager:

** Preservative Types: (1) nitric a... ...hloric acid, (4) sodium hydroxide, (5) zinc acetate, (6) methanol, (7) sodium bisulfate, ...te, (9) hexane, (A) ascorbic acid, (B) ammonium sulfate, (C) ammonium hydroxide, (D) TSP, (... ...erved, (O) Other _____

Company: Apex Companies	Billing Information:
Address:	
Report To: Andrew Street	Email To:
Copy To:	Site Collection Info/Address: Andrew Street / Emily Little
Customer Project Name/Number: 2020-L1-2448	State: NC / County/City: Huntersville / Time Zone Collected: [ ] PT [ ] MT [ ] CT [✓] ET
Phone: / Email:	Site/Facility ID #: / Compliance Monitoring? [ ] Yes [ ] No
Collected By (print): Matthew Fraioli	Purchase Order #: / Quote #: / DW PWS ID #: / DW Location Code:
Collected By (signature): [signature]	Turnaround Date Required: ASAP / Immediately Packed on Ice: [✓] Yes [ ] No
Sample Disposal: [ ] Dispose as appropriate [ ] Return [ ] Archive: _____ [ ] Hold: _____	Rush: [✓] Same Day [ ] Next Day [ ] 2 Day [ ] 3 Day [ ] 4 Day [ ] 5 Day (Expedite Charges Apply) / Field Filtered (if applicable): [ ] Yes [ ] No / Analysis: _____

* Matrix Codes (Insert in Matrix box below): Drinking Water (DW), Ground Water (GW), Wastewater (WW), Product (P), Soil/Solid (SL), Oil (OL), Wipe (WP), Air (AR), Tissue (TS), Bioassay (B), Vapor (V), Other (OT)

Analyses

Customer Sample ID	Matrix *	Comp / Grab	Collected (or Composite Start) Date	Collected (or Composite Start) Time	Composite End Date	Composite End Time	Res Cl	# of Ctns	SM 6200B VOCs	Lead	MADEP VPH							
HOA_Lawn	DW	G	09/02/20	0953	09/02/20			8	X	X	X							

Lab Profile/Line:

Lab Sample Receipt Checklist:

Custody Seals Present/Intact	Y N NA
Custody Signatures Present	Y N NA
Collector Signature Present	Y N NA
Bottles Intact	Y N NA
Correct Bottles	Y N NA
Sufficient Volume	Y N NA
Samples Received on Ice	Y N NA
VOA - Headspace Acceptable	Y N NA
USDA Regulated Soils	Y N NA
Samples in Holding Time	Y N NA
Residual Chlorine Present	Y N NA
Cl Strips:	
Sample pH Acceptable	Y N NA
pH Strips:	
Sulfide Present	Y N NA
Lead Acetate Strips:	

LAB USE ONLY:
Lab Sample # / Comments:

92493898

001

Customer Remarks / Special Conditions / Possible Hazards:

Type of Ice Used: Wet Blue Dry None

Packing Material Used: MB A9

Radchem sample(s) screened (<500 cpm): Y N NA

SHORT HOLDS PRESENT (<72 hours): Y N N/A

Lab Tracking #: 2539225

Samples received via: FEDEX UPS Client Courier Pace Courier

Lab Sample Temperature Info:
Temp Blank Received: Y N NA
Therm ID#: 92T061
Cooler 1 Temp Upon Receipt: 5.9 oC
Cooler 1 Therm Corr. Factor: 0 oC
Cooler 1 Corrected Temp: 5.9 oC
Comments:

Relinquished by/Company: (Signature)	Date/Time:	Received by/Company: (Signature)	Date/Time:
[signature] / Apex	09/02/20 2000	[signature]	9-3-20 645
[signature]	9-3-20 1339	[signature]	9-3-20 1335

MTJL LAB USE ONLY
Table #:
Acctnum:
Template:
Prelogin:
PM:
PB:

Trip Blank Received: Y N NA
HCL MeOH TSP Other

Non Conformance(s): YES / NO

Page: _____ of: _____

CHAIN-OF-CUSTODY Analytical Request Document

Pace Analytical

Chain-of-Custody is a LEGAL DOCUMENT - Complete all relevent fields

LAB USE ONLY- Affix Workorder/Login Label Here or List Pace Workorder Number or MTJL Log-in Number Here

ALL SHADED AREAS are for LAB USE ONLY

Company: Apex Companies	Billing Information:
Address:	
Report To: Andrew Street	Email To:
Copy To:	Site Collection Info/Address: Andrew Street / Emily Little
Customer Project Name/Number: 2020-LI-2448	State: NC / County/City: Huntersville / Time Zone Collected: [ ] PT [ ] MT [ ] CT [ ] ET
Phone: / Email:	Site/Facility ID #:
Collected By (print): Matthew Fraioli	Purchase Order #: / Quote #:
Collected By (signature):	Turnaround Date Required: ASAP
Sample Disposal: [ ] Dispose as appropriate [ ] Return [ ] Archive: _____ [ ] Hold: _____	Rush: [ ] Same Day [ ] Next Day [ ] 2 Day [ ] 3 Day [ ] 4 Day [ ] 5 Day (Expedite Charges Apply)

Compliance Monitoring? [ ] Yes [ ] No

DW PWS ID #: / DW Location Code:

Immediately Packed on Ice: [ ] Yes [ ] No

Field Filtered (if applicable): [ ] Yes [ ] No

Analysis: _____

Container Preservative Type **

Lab Project Manager:

** Preservative Types: (1) nitric acid, (2) sulfuric acid, (3) hydrochloric acid, (4) sodium hydroxide, (5) zinc acetate, (6) methanol, (7) sodium bisulfate, (8) sodium thiosulfate, (9) hexane, (A) ascorbic acid, (B) ammonium sulfate, (C) ammonium hydroxide, (D) TSP, (U) Unpreserved, (O) Other _____

* Matrix Codes (Insert in Matrix box below): Drinking Water (DW), Ground Water (GW), Wastewater (WW), Product (P), Soil/Solid (SL), Oil (OL), Wipe (WP), Air (AR), Tissue (TS), Bioassay (B), Vapor (V), Other (OT)

Customer Sample ID	Matrix *	Comp / Grab	Collected (or Composite Start) Date	Collected (or Composite Start) Time	Composite End Date	Composite End Time	Res Cl	# of Ctns	SM 6200B VOCs	Lead	MADEP VPH								Lab Sample # / Comments
HOA_Lawn	DW	G	09/02/20	0953	09/02/20			8	x	x	x								92493816 001

Lab Profile/Line:

Lab Sample Receipt Checklist:

Custody Seals Present/Intact	Y N NA
Custody Signatures Present	Y N NA
Collector Signature Present	Y N NA
Bottles Intact	Y N NA
Correct Bottles	Y N NA
Sufficient Volume	Y N NA
Samples Received on Ice	Y N NA
VOA - Headspace Acceptable	Y N NA
USDA Regulated Soils	Y N NA
Samples in Holding Time	Y N NA
Residual Chlorine Present	Y N NA
Cl Strips: _____	
Sample pH Acceptable	Y N NA
pH Strips: _____	
Sulfide Present	Y N NA
Lead Acetate Strips: _____	

LAB USE ONLY:
Lab Sample # / Comments:

Customer Remarks / Special Conditions / Possible Hazards:

Type of Ice Used: Wet Blue Dry None

Packing Material Used: Bubble

Radchem sample(s) screened (<500 cpm): Y N NA

SHORT HOLDS PRESENT (<72 hours): Y N N/A

Lab Tracking #: 2539225

Samples received via: FEDEX UPS Client Courier Pace Courier

Lab Sample Temperature Info:
Temp Blank Received: Y N NA
Therm ID#: IR2-01
Cooler 1 Temp Upon Receipt: 3.9 oC
Cooler 1 Therm Corr. Factor: 1.5 oC
Cooler 1 Corrected Temp: 5.4 oC
Comments:

Relinquished by/Company: (Signature)	Date/Time:	Received by/Company: (Signature)	Date/Time:
AK Eric / Apex	2000 09/02/20		9.2.20 6.45
Relinquished by/Company: (Signature)	Date/Time:	Received by/Company: (Signature)	Date/Time:
	9-3-20 1339	FEDEX	9/3/20 1339
Relinquished by/Company: (Signature)	Date/Time:	Received by/Company: (Signature)	Date/Time:

MTJL LAB USE ONLY
Table #:
Acctnum:
Template:
Prelogin:
PM:
PB:

Trip Blank Received: Y N NA
HCL MeOH TSP Other

Non Conformance(s): YES / NO

Page: _____ of: _____

***Check mark top half of box if pH and/or dechlorination is verified and within the acceptance range for preservation samples.**

Exceptions: VOA, Coliform, TOC, Oil and Grease, DRO/8015 (water) DOC, LLHg

****Bottom half of box is to list number of bottle**

Project #

WO#:92493898
PM: AMB Due Date: 09/04/20
CLIENT: 92-APEX MOOR

Item#	BP4U-125 mL Plastic Unpreserved (N/A) (Cl-)	BP3U-250 mL Plastic Unpreserved (N/A)	BP2U-500 mL Plastic Unpreserved (N/A)	BP1U-1 liter Plastic Unpreserved (N/A)	BP4S-125 mL Plastic H2SO4 (pH < 2) (Cl-)	BP3N-250 mL plastic HNO3 (pH < 2)	BP4Z-125 mL Plastic ZN Acetate & NaOH (>9)	BP4C-125 mL Plastic NaOH (pH > 12) (Cl-)	WGFU-Wide-mouthed Glass jar Unpreserved	AG1U-1 liter Amber Unpreserved (N/A) (Cl-)	AG1H-1 liter Amber HCl (pH < 2)	AG3U-250 mL Amber Unpreserved (N/A) (Cl-)	AG1S-1 liter Amber H2SO4 (pH < 2)	AG3S-250 mL Amber H2SO4 (pH < 2)	AG3A(DG3A)-250 mL Amber NH4Cl (N/A)(Cl-)	DG9H-40 mL VOA HCl (N/A)	VG9T-40 mL VOA Na2S2O3 (N/A)	VG9U-40 mL VOA Unp (N/A)	DG9P-40 mL VOA H3PO4 (N/A)	VOAK (6 vials per kit)-5035 kit (N/A)	V/GK (3 vials per kit)-VPH/Gas kit (N/A)	SP5T-125 mL Sterile Plastic (N/A – lab)	SP2T-250 mL Sterile Plastic (N/A – lab)		BP3A-250 mL Plastic (NH2)2SO4 (9.3-9.7)	AG0U-100 mL Amber Unpreserved vials (N/A)	VSGU-20 mL Scintillation vials (N/A)	DG9U-40 mL Amber Unpreserved vials (N/A)
1																												
2																												
3																												
4																												
5																												
6																												
7																												
8																												
9																												
10																												
11																												
12																												

pH Adjustment Log for Preserved Samples

Sample ID	Type of Preservative	pH upon receipt	Date preservation adjusted	Time preservation adjusted	Amount of Preservative added	Lot #

Note: Whenever there is a discrepancy affecting North Carolina compliance samples, a copy of this form will be sent to the North Carolina DEHNR Certification Office (i.e. Out of hold, incorrect preservative, out of temp, incorrect containers.

Pace Analytical Services, LLC
9800 Kincey Ave. Suite 100
Huntersville, NC 28078
(704)875-9092

September 06, 2020

Andrew Street
Apex Companies - NC
5900 Northwoods Business Pkwy
Suite 5900-0
Charlotte, NC 28269

RE: Project: 2020-LI-2448
Pace Project No.: 92493902

Dear Andrew Street:

Enclosed are the analytical results for sample(s) received by the laboratory on September 03, 2020. The results relate only to the samples included in this report. Results reported herein conform to the applicable TNI/NELAC Standards and the laboratory's Quality Manual, where applicable, unless otherwise noted in the body of the report.

The test results provided in this final report were generated by each of the following laboratories within the Pace Network:

- Pace National - Mt. Juliet
- Pace Analytical Services - Asheville
- Pace Analytical Services - Charlotte

If you have any questions concerning this report, please feel free to contact me.

Sincerely,

Angela M. Baioni

Angela Baioni
angela.baioni@pacelabs.com
(704)875-9092
Project Manager

Enclosures

cc: J Culbreath, Colonial Pipeline Company
Robert Hughes, Colonial Pipeline
Margaret King, APEX Companies, LLC
Emily Little, Apex Companies
Jeff Morrison, Colonial Pipeline Company
Tom Naumann, APEX Companies - NC
Joe Nicolette, Montrose-EPS
Christopher Schultz, Apex Companies
J Tate, Colonial Pipeline Company
Alex Testoff, Montrose-EPS
Michael Verdon, Colonial Pipeline Company
JM Wyatt, Colonial Pipeline Company

REPORT OF LABORATORY ANALYSIS

This report shall not be reproduced, except in full,
without the written consent of Pace Analytical Services, LLC.

Pace Analytical Services, LLC
9800 Kincey Ave. Suite 100
Huntersville, NC 28078
(704)875-9092

CERTIFICATIONS

Project: 2020-LI-2448
Pace Project No.: 92493902

Pace Analytical Services National
12065 Lebanon Road, Mt. Juliet, TN 37122
Alabama Certification #: 40660
Alaska Certification 17-026
Arizona Certification #: AZ0612
Arkansas Certification #: 88-0469
California Certification #: 2932
Canada Certification #: 1461.01
Colorado Certification #: TN00003
Connecticut Certification #: PH-0197
DOD Certification: #1461.01
EPA# TN00003
Florida Certification #: E87487
Georgia DW Certification #: 923
Georgia Certification: NELAP
Idaho Certification #: TN00003
Illinois Certification #: 200008
Indiana Certification #: C-TN-01
Iowa Certification #: 364
Kansas Certification #: E-10277
Kentucky UST Certification #: 16
Kentucky Certification #: 90010
Louisiana Certification #: AI30792
Louisiana DW Certification #: LA180010
Maine Certification #: TN0002
Maryland Certification #: 324
Massachusetts Certification #: M-TN003
Michigan Certification #: 9958
Minnesota Certification #: 047-999-395
Mississippi Certification #: TN00003
Missouri Certification #: 340
Montana Certification #: CERT0086
Nebraska Certification #: NE-OS-15-05
Nevada Certification #: TN-03-2002-34
New Hampshire Certification #: 2975
New Jersey Certification #: TN002
New Mexico DW Certification
New York Certification #: 11742
North Carolina Aquatic Toxicity Certification #: 41
North Carolina Drinking Water Certification #: 21704
North Carolina Environmental Certificate #: 375
North Dakota Certification #: R-140
Ohio VAP Certification #: CL0069
Oklahoma Certification #: 9915
Oregon Certification #: TN200002
Pennsylvania Certification #: 68-02979
Rhode Island Certification #: LAO00356
South Carolina Certification #: 84004
South Dakota Certification
Tennessee DW/Chem/Micro Certification #: 2006
Texas Certification #: T 104704245-17-14
Texas Mold Certification #: LAB0152
USDA Soil Permit #: P330-15-00234
Utah Certification #: TN00003
Virginia Certification #: VT2006
Vermont Dept. of Health: ID# VT-2006
Virginia Certification #: 460132
Washington Certification #: C847
West Virginia Certification #: 233
Wisconsin Certification #: 9980939910
Wyoming UST Certification #: via A2LA 2926.01
A2LA-ISO 17025 Certification #: 1461.01
A2LA-ISO 17025 Certification #: 1461.02
AIHA-LAP/LLC EMLAP Certification #:100789

Pace Analytical Services Charlotte
9800 Kincey Ave. Ste 100, Huntersville, NC 28078
Louisiana/NELAP Certification # LA170028
North Carolina Drinking Water Certification #: 37706
North Carolina Field Services Certification #: 5342
North Carolina Wastewater Certification #: 12
South Carolina Certification #: 99006001
Florida/NELAP Certification #: E87627
Kentucky UST Certification #: 84
Virginia/VELAP Certification #: 460221

Pace Analytical Services Asheville
2225 Riverside Drive, Asheville, NC 28804
Florida/NELAP Certification #: E87648
Massachusetts Certification #: M-NC030
North Carolina Drinking Water Certification #: 37712
North Carolina Wastewater Certification #: 40
South Carolina Certification #: 99030001
Virginia/VELAP Certification #: 460222

REPORT OF LABORATORY ANALYSIS

This report shall not be reproduced, except in full,
without the written consent of Pace Analytical Services, LLC.

Pace Analytical Services, LLC
9800 Kincey Ave. Suite 100
Huntersville, NC 28078
(704)875-9092

SAMPLE ANALYTE COUNT

Project: 2020-LI-2448
Pace Project No.: 92493902

Lab ID	Sample ID	Method	Analysts	Analytes Reported	Laboratory
92493902001	**13926A_HC_RD**	MADEP VPH	ADM	6	PAN
		EPA 6010D	SH1	1	PASI-A
		SM 6200B	SAS	63	PASI-C

PAN = Pace National - Mt. Juliet
PASI-A = Pace Analytical Services - Asheville
PASI-C = Pace Analytical Services - Charlotte

This report shall not be reproduced, except in full,
without the written consent of Pace Analytical Services, LLC.

Pace Analytical Services, LLC
9800 Kincey Ave. Suite 100
Huntersville, NC 28078
(704)875-9092

ANALYTICAL RESULTS

Project: 2020-LI-2448
Pace Project No.: 92493902

Sample: 13926A_HC_RD **Lab ID: 92493902001** Collected: 09/02/20 15:00 Received: 09/03/20 06:45 Matrix: Water

Parameters	Results	Units	Report Limit	DF	Prepared	Analyzed	CAS No.	Qual
MADEPV	Analytical Method: MADEP VPH Preparation Method: MADEPV Pace National - Mt. Juliet							
Aliphatic (C05-C08)	ND	ug/L	100	1	09/04/20 18:01	09/04/20 18:01		
Aliphatic (C09-C12)	ND	ug/L	100	1	09/04/20 18:01	09/04/20 18:01		
Aromatic (C09-C10),Unadjusted	ND	ug/L	100	1	09/04/20 18:01	09/04/20 18:01	TPHC9C10A	
Total VPH	ND	ug/L	100	1	09/04/20 18:01	09/04/20 18:01	VPH	
Surrogates								
2,5-Dibromotoluene (FID)	89.9	%	70.0-130	1	09/04/20 18:01	09/04/20 18:01	615-59-8FID	
2,5-Dibromotoluene (PID)	100	%	70.0-130	1	09/04/20 18:01	09/04/20 18:01	615-59-8PID	
6010 MET ICP	Analytical Method: EPA 6010D Preparation Method: EPA 3010A Pace Analytical Services - Asheville							
Lead	ND	ug/L	5.0	1	09/04/20 01:43	09/04/20 09:54	7439-92-1	
6200B MSV	Analytical Method: SM 6200B Pace Analytical Services - Charlotte							
Benzene	ND	ug/L	0.50	1		09/04/20 08:47	71-43-2	
Bromobenzene	ND	ug/L	0.50	1		09/04/20 08:47	108-86-1	
Bromochloromethane	ND	ug/L	0.50	1		09/04/20 08:47	74-97-5	
Bromodichloromethane	ND	ug/L	0.50	1		09/04/20 08:47	75-27-4	
Bromoform	ND	ug/L	0.50	1		09/04/20 08:47	75-25-2	
Bromomethane	ND	ug/L	5.0	1		09/04/20 08:47	74-83-9	
n-Butylbenzene	ND	ug/L	0.50	1		09/04/20 08:47	104-51-8	
sec-Butylbenzene	ND	ug/L	0.50	1		09/04/20 08:47	135-98-8	
tert-Butylbenzene	ND	ug/L	0.50	1		09/04/20 08:47	98-06-6	
Carbon tetrachloride	ND	ug/L	0.50	1		09/04/20 08:47	56-23-5	
Chlorobenzene	ND	ug/L	0.50	1		09/04/20 08:47	108-90-7	
Chloroethane	ND	ug/L	1.0	1		09/04/20 08:47	75-00-3	
Chloroform	ND	ug/L	0.50	1		09/04/20 08:47	67-66-3	
Chloromethane	ND	ug/L	1.0	1		09/04/20 08:47	74-87-3	
2-Chlorotoluene	ND	ug/L	0.50	1		09/04/20 08:47	95-49-8	
4-Chlorotoluene	ND	ug/L	0.50	1		09/04/20 08:47	106-43-4	
1,2-Dibromo-3-chloropropane	ND	ug/L	1.0	1		09/04/20 08:47	96-12-8	
Dibromochloromethane	ND	ug/L	0.50	1		09/04/20 08:47	124-48-1	
1,2-Dibromoethane (EDB)	ND	ug/L	0.50	1		09/04/20 08:47	106-93-4	
Dibromomethane	ND	ug/L	0.50	1		09/04/20 08:47	74-95-3	
1,2-Dichlorobenzene	ND	ug/L	0.50	1		09/04/20 08:47	95-50-1	
1,3-Dichlorobenzene	ND	ug/L	0.50	1		09/04/20 08:47	541-73-1	
1,4-Dichlorobenzene	ND	ug/L	0.50	1		09/04/20 08:47	106-46-7	
Dichlorodifluoromethane	ND	ug/L	0.50	1		09/04/20 08:47	75-71-8	
1,1-Dichloroethane	ND	ug/L	0.50	1		09/04/20 08:47	75-34-3	
1,2-Dichloroethane	ND	ug/L	0.50	1		09/04/20 08:47	107-06-2	
1,1-Dichloroethene	ND	ug/L	0.50	1		09/04/20 08:47	75-35-4	
cis-1,2-Dichloroethene	ND	ug/L	0.50	1		09/04/20 08:47	156-59-2	
trans-1,2-Dichloroethene	ND	ug/L	0.50	1		09/04/20 08:47	156-60-5	
1,2-Dichloropropane	ND	ug/L	0.50	1		09/04/20 08:47	78-87-5	
1,3-Dichloropropane	ND	ug/L	0.50	1		09/04/20 08:47	142-28-9	
2,2-Dichloropropane	ND	ug/L	0.50	1		09/04/20 08:47	594-20-7	

REPORT OF LABORATORY ANALYSIS

This report shall not be reproduced, except in full,
without the written consent of Pace Analytical Services, LLC.

Pace Analytical Services, LLC
9800 Kincey Ave. Suite 100
Huntersville, NC 28078
(704)875-9092

ANALYTICAL RESULTS

Project: 2020-LI-2448
Pace Project No.: 92493902

Sample: 13926A_HC_RD **Lab ID: 92493902001** Collected: 09/02/20 15:00 Received: 09/03/20 06:45 Matrix: Water

Parameters	Results	Units	Report Limit	DF	Prepared	Analyzed	CAS No.	Qual
6200B MSV	Analytical Method: SM 6200B Pace Analytical Services - Charlotte							
1,1-Dichloropropene	ND	ug/L	0.50	1		09/04/20 08:47	563-58-6	
cis-1,3-Dichloropropene	ND	ug/L	0.50	1		09/04/20 08:47	10061-01-5	
trans-1,3-Dichloropropene	ND	ug/L	0.50	1		09/04/20 08:47	10061-02-6	
Diisopropyl ether	ND	ug/L	0.50	1		09/04/20 08:47	108-20-3	
Ethylbenzene	ND	ug/L	0.50	1		09/04/20 08:47	100-41-4	
Hexachloro-1,3-butadiene	ND	ug/L	2.0	1		09/04/20 08:47	87-68-3	
Isopropylbenzene (Cumene)	ND	ug/L	0.50	1		09/04/20 08:47	98-82-8	
Methylene Chloride	ND	ug/L	2.0	1		09/04/20 08:47	75-09-2	
Methyl-tert-butyl ether	ND	ug/L	0.50	1		09/04/20 08:47	1634-04-4	
Naphthalene	ND	ug/L	2.0	1		09/04/20 08:47	91-20-3	
n-Propylbenzene	ND	ug/L	0.50	1		09/04/20 08:47	103-65-1	
Styrene	ND	ug/L	0.50	1		09/04/20 08:47	100-42-5	
1,1,1,2-Tetrachloroethane	ND	ug/L	0.50	1		09/04/20 08:47	630-20-6	
1,1,2,2-Tetrachloroethane	ND	ug/L	0.50	1		09/04/20 08:47	79-34-5	
Tetrachloroethene	ND	ug/L	0.50	1		09/04/20 08:47	127-18-4	
Toluene	ND	ug/L	0.50	1		09/04/20 08:47	108-88-3	
1,2,3-Trichlorobenzene	ND	ug/L	2.0	1		09/04/20 08:47	87-61-6	
1,2,4-Trichlorobenzene	ND	ug/L	2.0	1		09/04/20 08:47	120-82-1	
1,1,1-Trichloroethane	ND	ug/L	0.50	1		09/04/20 08:47	71-55-6	
1,1,2-Trichloroethane	ND	ug/L	0.50	1		09/04/20 08:47	79-00-5	
Trichloroethene	ND	ug/L	0.50	1		09/04/20 08:47	79-01-6	
Trichlorofluoromethane	ND	ug/L	1.0	1		09/04/20 08:47	75-69-4	
1,2,3-Trichloropropane	ND	ug/L	0.50	1		09/04/20 08:47	96-18-4	
1,2,4-Trimethylbenzene	ND	ug/L	0.50	1		09/04/20 08:47	95-63-6	
1,3,5-Trimethylbenzene	ND	ug/L	0.50	1		09/04/20 08:47	108-67-8	
Vinyl chloride	ND	ug/L	1.0	1		09/04/20 08:47	75-01-4	
m&p-Xylene	ND	ug/L	1.0	1		09/04/20 08:47	179601-23-1	
o-Xylene	ND	ug/L	0.50	1		09/04/20 08:47	95-47-6	
Surrogates								
1,2-Dichloroethane-d4 (S)	102	%	70-130	1		09/04/20 08:47	17060-07-0	
4-Bromofluorobenzene (S)	104	%	70-130	1		09/04/20 08:47	460-00-4	
Toluene-d8 (S)	102	%	70-130	1		09/04/20 08:47	2037-26-5	

REPORT OF LABORATORY ANALYSIS

This report shall not be reproduced, except in full,
without the written consent of Pace Analytical Services, LLC.

Pace Analytical Services, LLC
9800 Kincey Ave. Suite 100
Huntersville, NC 28078
(704)875-9092

QUALITY CONTROL DATA

Project: 2020-LI-2448
Pace Project No.: 92493902

QC Batch: 1538267
QC Batch Method: MADEPV
Analysis Method: MADEP VPH
Analysis Description: MADEPV
Laboratory: Pace National - Mt. Juliet

Associated Lab Samples: 92493902001

METHOD BLANK: R3567577-2 Matrix: Water
Associated Lab Samples: 92493902001

Parameter	Units	Blank Result	Reporting Limit	Analyzed	Qualifiers
Aliphatic (C05-C08)	ug/L	ND	100	09/04/20 13:04	
Aliphatic (C09-C12)	ug/L	ND	100	09/04/20 13:04	
Aromatic (C09-C10),Unadjusted	ug/L	ND	100	09/04/20 13:04	
Total VPH	ug/L	ND	100	09/04/20 13:04	
2,5-Dibromotoluene (FID)	%	84	70.0-130	09/04/20 13:04	
2,5-Dibromotoluene (PID)	%	93.9	70.0-130	09/04/20 13:04	

LABORATORY CONTROL SAMPLE & LCSD: R3567577-1 R3567577-3

Parameter	Units	Spike Conc.	LCS Result	LCSD Result	LCS % Rec	LCSD % Rec	% Rec Limits	RPD	Max RPD	Qualifiers
Aliphatic (C05-C08)	ug/L	1200	1310	1220	109	102	70.0-130	7.11	25	
Aliphatic (C09-C12)	ug/L	1400	1290	1320	92.1	94.3	70.0-130	2.30	25	
Aromatic (C09-C10),Unadjusted	ug/L	200	258	240	129	120	70.0-130	7.23	25	
Total VPH	ug/L	2800	2860	2780	102	99.3	70.0-130	2.84	25	
2,5-Dibromotoluene (FID)	%				95.9	94.2	70.0-130			
2,5-Dibromotoluene (PID)	%				106	110	70.0-130			

Results presented on this page are in the units indicated by the "Units" column except where an alternate unit is presented to the right of the result.

REPORT OF LABORATORY ANALYSIS

This report shall not be reproduced, except in full,
without the written consent of Pace Analytical Services, LLC.

Pace Analytical Services, LLC
9800 Kincey Ave. Suite 100
Huntersville, NC 28078
(704)875-9092

QUALITY CONTROL DATA

Project: 2020-LI-2448
Pace Project No.: 92493902

QC Batch: 564487
QC Batch Method: EPA 3010A
Analysis Method: EPA 6010D
Analysis Description: 6010 MET
Laboratory: Pace Analytical Services - Asheville

Associated Lab Samples: 92493902001

METHOD BLANK: 2992317 Matrix: Water
Associated Lab Samples: 92493902001

Parameter	Units	Blank Result	Reporting Limit	Analyzed	Qualifiers
Lead	ug/L	ND	5.0	09/04/20 08:54	

LABORATORY CONTROL SAMPLE: 2992318

Parameter	Units	Spike Conc.	LCS Result	LCS % Rec	% Rec Limits	Qualifiers
Lead	ug/L	500	508	102	80-120	

MATRIX SPIKE & MATRIX SPIKE DUPLICATE: 2992319 2992320

Parameter	Units	92493878001 Result	MS Spike Conc.	MSD Spike Conc.	MS Result	MSD Result	MS % Rec	MSD % Rec	% Rec Limits	RPD	Qual
Lead	ug/L	11.6	500	500	528	542	103	106	75-125	3	

Results presented on this page are in the units indicated by the "Units" column except where an alternate unit is presented to the right of the result.

REPORT OF LABORATORY ANALYSIS

This report shall not be reproduced, except in full,
without the written consent of Pace Analytical Services, LLC.

Pace Analytical Services, LLC
9800 Kincey Ave. Suite 100
Huntersville, NC 28078
(704)875-9092

QUALITY CONTROL DATA

Project: 2020-LI-2448
Pace Project No.: 92493902

QC Batch: 564438
QC Batch Method: SM 6200B
Analysis Method: SM 6200B
Analysis Description: 6200B MSV
Laboratory: Pace Analytical Services - Charlotte

Associated Lab Samples: 92493902001

METHOD BLANK: 2992122 Matrix: Water
Associated Lab Samples: 92493902001

Parameter	Units	Blank Result	Reporting Limit	Analyzed	Qualifiers
1,1,1,2-Tetrachloroethane	ug/L	ND	0.50	09/04/20 01:23	
1,1,1-Trichloroethane	ug/L	ND	0.50	09/04/20 01:23	
1,1,2,2-Tetrachloroethane	ug/L	ND	0.50	09/04/20 01:23	
1,1,2-Trichloroethane	ug/L	ND	0.50	09/04/20 01:23	
1,1-Dichloroethane	ug/L	ND	0.50	09/04/20 01:23	
1,1-Dichloroethene	ug/L	ND	0.50	09/04/20 01:23	
1,1-Dichloropropene	ug/L	ND	0.50	09/04/20 01:23	
1,2,3-Trichlorobenzene	ug/L	ND	2.0	09/04/20 01:23	
1,2,3-Trichloropropane	ug/L	ND	0.50	09/04/20 01:23	
1,2,4-Trichlorobenzene	ug/L	ND	2.0	09/04/20 01:23	
1,2,4-Trimethylbenzene	ug/L	ND	0.50	09/04/20 01:23	
1,2-Dibromo-3-chloropropane	ug/L	ND	1.0	09/04/20 01:23	
1,2-Dibromoethane (EDB)	ug/L	ND	0.50	09/04/20 01:23	
1,2-Dichlorobenzene	ug/L	ND	0.50	09/04/20 01:23	
1,2-Dichloroethane	ug/L	ND	0.50	09/04/20 01:23	
1,2-Dichloropropane	ug/L	ND	0.50	09/04/20 01:23	
1,3,5-Trimethylbenzene	ug/L	ND	0.50	09/04/20 01:23	
1,3-Dichlorobenzene	ug/L	ND	0.50	09/04/20 01:23	
1,3-Dichloropropane	ug/L	ND	0.50	09/04/20 01:23	
1,4-Dichlorobenzene	ug/L	ND	0.50	09/04/20 01:23	
2,2-Dichloropropane	ug/L	ND	0.50	09/04/20 01:23	
2-Chlorotoluene	ug/L	ND	0.50	09/04/20 01:23	
4-Chlorotoluene	ug/L	ND	0.50	09/04/20 01:23	
Benzene	ug/L	ND	0.50	09/04/20 01:23	
Bromobenzene	ug/L	ND	0.50	09/04/20 01:23	
Bromochloromethane	ug/L	ND	0.50	09/04/20 01:23	
Bromodichloromethane	ug/L	ND	0.50	09/04/20 01:23	
Bromoform	ug/L	ND	0.50	09/04/20 01:23	
Bromomethane	ug/L	ND	5.0	09/04/20 01:23	
Carbon tetrachloride	ug/L	ND	0.50	09/04/20 01:23	
Chlorobenzene	ug/L	ND	0.50	09/04/20 01:23	
Chloroethane	ug/L	ND	1.0	09/04/20 01:23	
Chloroform	ug/L	ND	0.50	09/04/20 01:23	
Chloromethane	ug/L	ND	1.0	09/04/20 01:23	
cis-1,2-Dichloroethene	ug/L	ND	0.50	09/04/20 01:23	
cis-1,3-Dichloropropene	ug/L	ND	0.50	09/04/20 01:23	
Dibromochloromethane	ug/L	ND	0.50	09/04/20 01:23	
Dibromomethane	ug/L	ND	0.50	09/04/20 01:23	
Dichlorodifluoromethane	ug/L	ND	0.50	09/04/20 01:23	
Diisopropyl ether	ug/L	ND	0.50	09/04/20 01:23	

Results presented on this page are in the units indicated by the "Units" column except where an alternate unit is presented to the right of the result.

REPORT OF LABORATORY ANALYSIS

This report shall not be reproduced, except in full,
without the written consent of Pace Analytical Services, LLC.

Pace Analytical Services, LLC
9800 Kincey Ave. Suite 100
Huntersville, NC 28078
(704)875-9092

QUALITY CONTROL DATA

Project: 2020-LI-2448
Pace Project No.: 92493902

METHOD BLANK: 2992122 Matrix: Water
Associated Lab Samples: 92493902001

Parameter	Units	Blank Result	Reporting Limit	Analyzed	Qualifiers
Ethylbenzene	ug/L	ND	0.50	09/04/20 01:23	
Hexachloro-1,3-butadiene	ug/L	ND	2.0	09/04/20 01:23	
Isopropylbenzene (Cumene)	ug/L	ND	0.50	09/04/20 01:23	
m&p-Xylene	ug/L	ND	1.0	09/04/20 01:23	
Methyl-tert-butyl ether	ug/L	ND	0.50	09/04/20 01:23	
Methylene Chloride	ug/L	ND	2.0	09/04/20 01:23	
n-Butylbenzene	ug/L	ND	0.50	09/04/20 01:23	
n-Propylbenzene	ug/L	ND	0.50	09/04/20 01:23	
Naphthalene	ug/L	ND	2.0	09/04/20 01:23	
o-Xylene	ug/L	ND	0.50	09/04/20 01:23	
sec-Butylbenzene	ug/L	ND	0.50	09/04/20 01:23	
Styrene	ug/L	ND	0.50	09/04/20 01:23	
tert-Butylbenzene	ug/L	ND	0.50	09/04/20 01:23	
Tetrachloroethene	ug/L	ND	0.50	09/04/20 01:23	
Toluene	ug/L	ND	0.50	09/04/20 01:23	
trans-1,2-Dichloroethene	ug/L	ND	0.50	09/04/20 01:23	
trans-1,3-Dichloropropene	ug/L	ND	0.50	09/04/20 01:23	
Trichloroethene	ug/L	ND	0.50	09/04/20 01:23	
Trichlorofluoromethane	ug/L	ND	1.0	09/04/20 01:23	
Vinyl chloride	ug/L	ND	1.0	09/04/20 01:23	
1,2-Dichloroethane-d4 (S)	%	105	70-130	09/04/20 01:23	
4-Bromofluorobenzene (S)	%	100	70-130	09/04/20 01:23	
Toluene-d8 (S)	%	103	70-130	09/04/20 01:23	

LABORATORY CONTROL SAMPLE: 2992123

Parameter	Units	Spike Conc.	LCS Result	LCS % Rec	% Rec Limits	Qualifiers
1,1,1,2-Tetrachloroethane	ug/L	50	57.1	114	60-140	
1,1,1-Trichloroethane	ug/L	50	54.9	110	60-140	
1,1,2,2-Tetrachloroethane	ug/L	50	51.6	103	60-140	
1,1,2-Trichloroethane	ug/L	50	53.8	108	60-140	
1,1-Dichloroethane	ug/L	50	48.9	98	60-140	
1,1-Dichloroethene	ug/L	50	49.2	98	60-140	
1,1-Dichloropropene	ug/L	50	51.7	103	60-140	
1,2,3-Trichlorobenzene	ug/L	50	54.2	108	60-140	
1,2,3-Trichloropropane	ug/L	50	53.9	108	60-140	
1,2,4-Trichlorobenzene	ug/L	50	55.2	110	60-140	
1,2,4-Trimethylbenzene	ug/L	50	50.9	102	60-140	
1,2-Dibromo-3-chloropropane	ug/L	50	50.7	101	60-140	
1,2-Dibromoethane (EDB)	ug/L	50	55.1	110	60-140	
1,2-Dichlorobenzene	ug/L	50	51.1	102	60-140	
1,2-Dichloroethane	ug/L	50	45.0	90	60-140	
1,2-Dichloropropane	ug/L	50	52.0	104	60-140	
1,3,5-Trimethylbenzene	ug/L	50	51.3	103	60-140	

Results presented on this page are in the units indicated by the "Units" column except where an alternate unit is presented to the right of the result.

REPORT OF LABORATORY ANALYSIS

This report shall not be reproduced, except in full,
without the written consent of Pace Analytical Services, LLC.

Pace Analytical Services, LLC
9800 Kincey Ave. Suite 100
Huntersville, NC 28078
(704)875-9092

QUALITY CONTROL DATA

Project: 2020-LI-2448
Pace Project No.: 92493902

LABORATORY CONTROL SAMPLE: 2992123

Parameter	Units	Spike Conc.	LCS Result	LCS % Rec	% Rec Limits	Qualifiers
1,3-Dichlorobenzene	ug/L	50	51.9	104	60-140	
1,3-Dichloropropane	ug/L	50	53.6	107	60-140	
1,4-Dichlorobenzene	ug/L	50	50.5	101	60-140	
2,2-Dichloropropane	ug/L	50	50.2	100	60-140	
2-Chlorotoluene	ug/L	50	51.7	103	60-140	
4-Chlorotoluene	ug/L	50	48.7	97	60-140	
Benzene	ug/L	50	49.6	99	60-140	
Bromobenzene	ug/L	50	51.6	103	60-140	
Bromochloromethane	ug/L	50	51.2	102	60-140	
Bromodichloromethane	ug/L	50	49.4	99	60-140	
Bromoform	ug/L	50	45.5	91	60-140	
Bromomethane	ug/L	50	61.7	123	60-140	
Carbon tetrachloride	ug/L	50	56.1	112	60-140	
Chlorobenzene	ug/L	50	49.9	100	60-140	
Chloroethane	ug/L	50	44.1	88	60-140	
Chloroform	ug/L	50	47.6	95	60-140	
Chloromethane	ug/L	50	42.0	84	60-140	
cis-1,2-Dichloroethene	ug/L	50	47.9	96	60-140	
cis-1,3-Dichloropropene	ug/L	50	57.7	115	60-140	
Dibromochloromethane	ug/L	50	48.8	98	60-140	
Dibromomethane	ug/L	50	53.1	106	60-140	
Dichlorodifluoromethane	ug/L	50	41.5	83	60-140	
Diisopropyl ether	ug/L	50	48.4	97	60-140	
Ethylbenzene	ug/L	50	48.3	97	60-140	
Hexachloro-1,3-butadiene	ug/L	50	54.4	109	60-140	
Isopropylbenzene (Cumene)	ug/L	50	50.0	100	60-140	
m&p-Xylene	ug/L	100	98.5	99	60-140	
Methyl-tert-butyl ether	ug/L	50	51.4	103	60-140	
Methylene Chloride	ug/L	50	48.8	98	60-140	
n-Butylbenzene	ug/L	50	51.4	103	60-140	
n-Propylbenzene	ug/L	50	49.7	99	60-140	
Naphthalene	ug/L	50	54.1	108	60-140	
o-Xylene	ug/L	50	48.9	98	60-140	
sec-Butylbenzene	ug/L	50	50.3	101	60-140	
Styrene	ug/L	50	51.2	102	60-140	
tert-Butylbenzene	ug/L	50	44.4	89	60-140	
Tetrachloroethene	ug/L	50	49.7	99	60-140	
Toluene	ug/L	50	48.0	96	60-140	
trans-1,2-Dichloroethene	ug/L	50	50.4	101	60-140	
trans-1,3-Dichloropropene	ug/L	50	55.9	112	60-140	
Trichloroethene	ug/L	50	54.8	110	60-140	
Trichlorofluoromethane	ug/L	50	44.3	89	60-140	
Vinyl chloride	ug/L	50	44.1	88	60-140	
1,2-Dichloroethane-d4 (S)	%			97	70-130	
4-Bromofluorobenzene (S)	%			100	70-130	
Toluene-d8 (S)	%			99	70-130	

Results presented on this page are in the units indicated by the "Units" column except where an alternate unit is presented to the right of the result.

REPORT OF LABORATORY ANALYSIS

This report shall not be reproduced, except in full,
without the written consent of Pace Analytical Services, LLC.

Pace Analytical Services, LLC
9800 Kincey Ave. Suite 100
Huntersville, NC 28078
(704)875-9092

QUALITY CONTROL DATA

Project: 2020-LI-2448
Pace Project No.: 92493902

MATRIX SPIKE & MATRIX SPIKE DUPLICATE: 2992124 2992125

Parameter	Units	92493140002 Result	MS Spike Conc.	MSD Spike Conc.	MS Result	MSD Result	MS % Rec	MSD % Rec	% Rec Limits	RPD	Qual
1,1,1,2-Tetrachloroethane	ug/L	ND	200	200	218	221	109	111	60-140	2	
1,1,1-Trichloroethane	ug/L	ND	200	200	260	246	130	123	60-140	6	
1,1,2,2-Tetrachloroethane	ug/L	ND	200	200	217	217	109	109	60-140	0	
1,1,2-Trichloroethane	ug/L	ND	200	200	226	222	113	111	60-140	2	
1,1-Dichloroethane	ug/L	ND	200	200	237	227	118	114	60-140	4	
1,1-Dichloroethene	ug/L	ND	200	200	244	238	122	119	60-140	2	
1,1-Dichloropropene	ug/L	ND	200	200	249	236	125	118	60-140	6	
1,2,3-Trichlorobenzene	ug/L	ND	200	200	210	230	105	115	60-140	9	
1,2,3-Trichloropropane	ug/L	ND	200	200	227	239	114	119	60-140	5	
1,2,4-Trichlorobenzene	ug/L	ND	200	200	228	234	114	117	60-140	3	
1,2,4-Trimethylbenzene	ug/L	807	200	200	1050	1060	121	125	60-140	1	
1,2-Dibromo-3-chloropropane	ug/L	ND	200	200	184	192	92	96	60-140	4	
1,2-Dibromoethane (EDB)	ug/L	ND	200	200	223	227	111	113	60-140	2	
1,2-Dichlorobenzene	ug/L	ND	200	200	216	223	108	111	60-140	3	
1,2-Dichloroethane	ug/L	ND	200	200	213	204	107	102	60-140	5	
1,2-Dichloropropane	ug/L	ND	200	200	236	226	118	113	60-140	4	
1,3,5-Trimethylbenzene	ug/L	ND	200	200	446	450	223	225	60-140	1	M1
1,3-Dichlorobenzene	ug/L	ND	200	200	225	228	112	114	60-140	1	
1,3-Dichloropropane	ug/L	ND	200	200	229	226	115	113	60-140	1	
1,4-Dichlorobenzene	ug/L	ND	200	200	231	227	115	113	60-140	2	
2,2-Dichloropropane	ug/L	ND	200	200	190	197	95	98	60-140	3	
2-Chlorotoluene	ug/L	ND	200	200	241	240	120	120	60-140	0	
4-Chlorotoluene	ug/L	ND	200	200	221	218	110	109	60-140	1	
Benzene	ug/L	465	200	200	709	703	122	119	60-140	1	
Bromobenzene	ug/L	ND	200	200	224	230	112	115	60-140	2	
Bromochloromethane	ug/L	ND	200	200	245	236	122	118	60-140	4	
Bromodichloromethane	ug/L	ND	200	200	207	205	104	103	60-140	1	
Bromoform	ug/L	ND	200	200	179	189	90	94	60-140	5	
Bromomethane	ug/L	ND	200	200	184	199	92	100	60-140	8	
Carbon tetrachloride	ug/L	ND	200	200	229	241	115	121	60-140	5	
Chlorobenzene	ug/L	ND	200	200	220	221	110	111	60-140	1	
Chloroethane	ug/L	ND	200	200	243	223	122	112	60-140	9	
Chloroform	ug/L	ND	200	200	226	216	113	108	60-140	4	
Chloromethane	ug/L	ND	200	200	197	180	99	90	60-140	9	
cis-1,2-Dichloroethene	ug/L	ND	200	200	231	219	116	109	60-140	6	
cis-1,3-Dichloropropene	ug/L	ND	200	200	231	229	116	115	60-140	1	
Dibromochloromethane	ug/L	ND	200	200	198	201	99	101	60-140	2	
Dibromomethane	ug/L	ND	200	200	226	225	113	113	60-140	0	
Dichlorodifluoromethane	ug/L	ND	200	200	202	200	101	100	60-140	1	
Diisopropyl ether	ug/L	5.4	200	200	225	219	110	107	60-140	3	
Ethylbenzene	ug/L	255	200	200	479	483	112	114	60-140	1	
Hexachloro-1,3-butadiene	ug/L	ND	200	200	204	217	102	108	60-140	6	
Isopropylbenzene (Cumene)	ug/L	29.5	200	200	252	254	111	112	60-140	1	
m&p-Xylene	ug/L	1160	400	400	1620	1620	115	113	60-140	0	
Methyl-tert-butyl ether	ug/L	ND	200	200	223	210	111	105	60-140	6	
Methylene Chloride	ug/L	ND	200	200	244	228	122	114	60-140	7	

Results presented on this page are in the units indicated by the "Units" column except where an alternate unit is presented to the right of the result.

REPORT OF LABORATORY ANALYSIS

This report shall not be reproduced, except in full,
without the written consent of Pace Analytical Services, LLC.

Pace Analytical Services, LLC
9800 Kincey Ave. Suite 100
Huntersville, NC 28078
(704)875-9092

QUALITY CONTROL DATA

Project: 2020-LI-2448
Pace Project No.: 92493902

MATRIX SPIKE & MATRIX SPIKE DUPLICATE: 2992124 2992125

Parameter	Units	92493140002 Result	MS Spike Conc.	MSD Spike Conc.	MS Result	MSD Result	MS % Rec	MSD % Rec	% Rec Limits	RPD	Qual
n-Butylbenzene	ug/L	ND	200	200	253	295	127	148	60-140	15	M1
n-Propylbenzene	ug/L	ND	200	200	290	292	145	146	60-140	1	M1
Naphthalene	ug/L	138	200	200	368	382	115	122	60-140	4	
o-Xylene	ug/L	560	200	200	775	778	108	109	60-140	0	
sec-Butylbenzene	ug/L	ND	200	200	240	236	120	118	60-140	2	
Styrene	ug/L	ND	200	200	232	230	116	115	60-140	1	
tert-Butylbenzene	ug/L	ND	200	200	203	202	101	101	60-140	0	
Tetrachloroethene	ug/L	ND	200	200	225	231	113	115	60-140	2	
Toluene	ug/L	1600	200	200	1820	1800	109	99	60-140	1	
trans-1,2-Dichloroethene	ug/L	ND	200	200	244	234	122	117	60-140	4	
trans-1,3-Dichloropropene	ug/L	ND	200	200	210	214	105	107	60-140	2	
Trichloroethene	ug/L	ND	200	200	255	245	128	123	60-140	4	
Trichlorofluoromethane	ug/L	ND	200	200	215	211	107	105	60-140	2	
Vinyl chloride	ug/L	ND	200	200	211	201	106	101	60-140	5	
1,2-Dichloroethane-d4 (S)	%						98	99	70-130		
4-Bromofluorobenzene (S)	%						99	99	70-130		
Toluene-d8 (S)	%						98	97	70-130		

Results presented on this page are in the units indicated by the "Units" column except where an alternate unit is presented to the right of the result.

REPORT OF LABORATORY ANALYSIS

This report shall not be reproduced, except in full,
without the written consent of Pace Analytical Services, LLC.

Pace Analytical Services, LLC
9800 Kincey Ave. Suite 100
Huntersville, NC 28078
(704)875-9092

QUALIFIERS

Project: 2020-LI-2448
Pace Project No.: 92493902

DEFINITIONS

DF - Dilution Factor, if reported, represents the factor applied to the reported data due to dilution of the sample aliquot.

ND - Not Detected at or above adjusted reporting limit.

TNTC - Too Numerous To Count

J - Estimated concentration above the adjusted method detection limit and below the adjusted reporting limit.

MDL - Adjusted Method Detection Limit.

PQL - Practical Quantitation Limit.

RL - Reporting Limit - The lowest concentration value that meets project requirements for quantitative data with known precision and bias for a specific analyte in a specific matrix.

S - Surrogate

1,2-Diphenylhydrazine decomposes to and cannot be separated from Azobenzene using Method 8270. The result for each analyte is a combined concentration.

Consistent with EPA guidelines, unrounded data are displayed and have been used to calculate % recovery and RPD values.

LCS(D) - Laboratory Control Sample (Duplicate)

MS(D) - Matrix Spike (Duplicate)

DUP - Sample Duplicate

RPD - Relative Percent Difference

NC - Not Calculable.

SG - Silica Gel - Clean-Up

U - Indicates the compound was analyzed for, but not detected.

Acid preservation may not be appropriate for 2 Chloroethylvinyl ether.

A separate vial preserved to a pH of 4-5 is recommended in SW846 Chapter 4 for the analysis of Acrolein and Acrylonitrile by EPA Method 8260.

N-Nitrosodiphenylamine decomposes and cannot be separated from Diphenylamine using Method 8270. The result reported for each analyte is a combined concentration.

Pace Analytical is TNI accredited. Contact your Pace PM for the current list of accredited analytes.

TNI - The NELAC Institute.

ANALYTE QUALIFIERS

M1 Matrix spike recovery exceeded QC limits. Batch accepted based on laboratory control sample (LCS) recovery.

This report shall not be reproduced, except in full,
without the written consent of Pace Analytical Services, LLC.

Pace Analytical Services, LLC
9800 Kincey Ave. Suite 100
Huntersville, NC 28078
(704)875-9092

QUALITY CONTROL DATA CROSS REFERENCE TABLE

Project: 2020-LI-2448
Pace Project No.: 92493902

Lab ID	Sample ID	QC Batch Method	QC Batch	Analytical Method	Analytical Batch
92493902001	**13926A_HC_RD**	MADEPV	1538267	MADEP VPH	1538267
92493902001	**13926A_HC_RD**	EPA 3010A	564487	EPA 6010D	564500
92493902001	**13926A_HC_RD**	SM 6200B	564438		

This report shall not be reproduced, except in full,
without the written consent of Pace Analytical Services, LLC.

Pace Analytical®

CHAIN-OF-CUSTODY Analytical Request Document

Chain-of-Custody is a LEGAL DOCUMENT - Complete all relevent fields

LAB USE ONLY - Affix Workorder/Login Label Here or List Pace Workorder Number or

WO# : 92493902

92493902

Container

Company: Apex Companies	Billing Information:
Address:	
Report To: Andrew Street	Email To: Andrew Street / Emily Little
Copy To:	Site Collection Info/Address: 13926 H/C RD
Customer Project Name/Number: 2020-L1-2448	State: NC / County/City: Huntersville / Time Zone Collected: [ ] PT [ ] MT [ ] CT [✓] ET
Phone: / Email:	Site/Facility ID #: / Compliance Monitoring? [ ] Yes [ ] No
Collected By (print): Matthew Fraidi	Purchase Order #: / Quote #: / DW PWS ID #: / DW Location Code:
Collected By (signature):	Turnaround Date Required: ASAP / Immediately Packed on Ice: [✓] Yes [ ] No
Sample Disposal: [ ] Dispose as appropriate [ ] Return [ ] Archive: ____ [ ] Hold: ____	Rush: [✓] Same Day [ ] Next Day [ ] 2 Day [ ] 3 Day [ ] 4 Day [ ] 5 Day (Expedite Charges Apply) / Field Filtered (if applicable): [ ] Yes [ ] No / Analysis: ____

** Preservative Types: (1) nitric acid, (2) sulfuric acid, (3) hydrochloric acid, (4) sodium hydroxide, (5) zinc acetate, (6) methanol, (7) sodium bisulfate, (8) sodium thiosulfate, (9) hexane, (A) ascorbic acid, (B) ammonium sulfate, (C) ammonium hydroxide, (D) TSP, (U) Unpreserved, (O) Other ____

* Matrix Codes (Insert in Matrix box below): Drinking Water (DW), Ground Water (GW), Wastewater (WW), Product (P), Soil/Solid (SL), Oil (OL), Wipe (WP), Air (AR), Tissue (TS), Bioassay (B), Vapor (V), Other (OT)

Analyses

Customer Sample ID	Matrix *	Comp / Grab	Collected (or Composite Start) Date	Time	Composite End Date	Time	Res Cl	# of Ctns	SM 6200B VOCs	Lead	MADEP VPH							
13926A H/C RD	DW	G	09/02/20					.8	X	X	X							

Lab Profile/Line:

Lab Sample Receipt Checklist:

Custody Seals Present/Intact	Y N NA
Custody Signatures Present	Y N NA
Collector Signature Present	Y N NA
Bottles Intact	Y N NA
Correct Bottles	Y N NA
Sufficient Volume	Y N NA
Samples Received on Ice	Y N NA
VOA - Headspace Acceptable	Y N NA
USDA Regulated Soils	Y N NA
Samples in Holding Time	Y N NA
Residual Chlorine Present	Y N NA
Cl Strips: ____	
Sample pH Acceptable	Y N NA
pH Strips: ____	
Sulfide Present	Y N NA
Lead Acetate Strips: ____	

LAB USE ONLY:
Lab Sample # / Comments:

92493902

001

Customer Remarks / Special Conditions / Possible Hazards:

Type of Ice Used: Wet Blue Dry None

Packing Material Used: BBAG

Radchem sample(s) screened (<500 cpm): Y N NA

SHORT HOLDS PRESENT (<72 hours): Y N N/A

Lab Tracking #: 2539224

Samples received via: FEDEX UPS Client Courier Pace Courier

Lab Sample Temperature Info:
Temp Blank Received: Y N NA
Therm ID#: 92T-061
Cooler 1 Temp Upon Receipt: 5.9 oC
Cooler 1 Therm Corr. Factor: 0 oC
Cooler 1 Corrected Temp: 5.9 oC
Comments:

Relinquished by/Company: (Signature)	Date/Time:	Received by/Company: (Signature)	Date/Time:
[signature] / Apex	2000 09/02/20	[signature]	9-3-20 645
[signature]	9-3-20 1339	[signature]	9-3-20 1339

MTJL LAB USE ONLY
Table #:
Acctnum:
Template:
Prelogin:
PM:
PB:

Trip Blank Received: Y N NA
HCL MeOH TSP Other

Non Conformance(s): YES / NO

Page: ____ of: ____

CHAIN-OF-CUSTODY Analytical Request Document

Pace Analytical®

Chain-of-Custody is a LEGAL DOCUMENT - Complete all relevent fields

LAB USE ONLY- Affix Workorder/Login Label Here or List Pace Workorder Number or MTJL Log-in Number Here

ALL SHADED AREAS are for LAB USE ONLY

Company: Apex Companies	Billing Information:
Address:	
Report To: Andrew Street	Email To: Andrew Street / Emily Ettle
Copy To:	Site Collection Info/Address: 13426 H/C RD
Customer Project Name/Number: 2020-11-2448	State: NC / County/City: Huntersville / Time Zone Collected: [ ] PT [ ] MT [ ] CT [✓] ET
Phone: / Email:	Site/Facility ID #: / Purchase Order #: / Quote #: / Turnaround Date Required: ASAP
Collected By (print): Matthew Faidley	Compliance Monitoring? [ ] Yes [ ] No / DW PWS ID #: / DW Location Code: / Immediately Packed on Ice: [✓] Yes [ ] No
Collected By (signature):	Sample Disposal: [ ] Dispose as appropriate [ ] Return [ ] Archive: _____ [ ] Hold: _____ / Rush: [✓] Same Day [ ] Next Day [ ] 2 Day [ ] 3 Day [ ] 4 Day [ ] 5 Day (Expedite Charges Apply) / Field Filtered (if applicable): [ ] Yes [ ] No / Analysis: _____

Container Preservative Type **

Lab Project Manager:

** Preservative Types: (1) nitric acid, (2) sulfuric acid, (3) hydrochloric acid, (4) sodium hydroxide, (5) zinc acetate, (6) methanol, (7) sodium bisulfate, (8) sodium thiosulfate, (9) hexane, (A) ascorbic acid, (B) ammonium sulfate, (C) ammonium hydroxide, (D) TSP, (U) Unpreserved, (O) Other _____

* Matrix Codes (Insert in Matrix box below): Drinking Water (DW), Ground Water (GW), Wastewater (WW), Product (P), Soil/Solid (SL), Oil (OL), Wipe (WP), Air (AR), Tissue (TS), Bioassay (B), Vapor (V), Other (OT)

Customer Sample ID	Matrix *	Comp / Grab	Collected (or Composite Start) Date	Collected (or Composite Start) Time	Composite End Date	Composite End Time	Res Cl	# of Ctns	SM 6200B VOCs	Lead	MADEP VPH							
13426A H/C RD	DW	G	09/02/20					9	X	X	X							

Lab Profile/Line:

Lab Sample Receipt Checklist:

Custody Seals Present/Intact	Y N NA
Custody Signatures Present	Y N NA
Collector Signature Present	Y N NA
Bottles Intact	Y N NA
Correct Bottles	Y N NA
Sufficient Volume	Y N NA
Samples Received on Ice	Y N NA
VOA - Headspace Acceptable	Y N NA
USDA Regulated Soils	Y N NA
Samples in Holding Time	Y N NA
Residual Chlorine Present	Y N NA
Cl Strips: _____	
Sample pH Acceptable	Y N NA
pH Strips: _____	
Sulfide Present	Y N NA
Lead Acetate Strips: _____	

LAB USE ONLY:
Lab Sample # / Comments:

92493902

Customer Remarks / Special Conditions / Possible Hazards:

Type of Ice Used: Wet Blue Dry None

Packing Material Used: MBAG

Radchem sample(s) screened (<500 cpm): Y N NA

SHORT HOLDS PRESENT (<72 hours): Y N N/A

Lab Tracking #: 2539224

Samples received via: FEDEX UPS Client Courier Pace Courier

Lab Sample Temperature Info:
Temp Blank Received: Y N NA
Therm ID#: _____
Cooler 1 Temp Upon Receipt: _____ oC
Cooler 1 Therm Corr. Factor: _____ oC
Cooler 1 Corrected Temp: _____ oC
Comments:

Relinquished by/Company: (Signature)	Date/Time:	Received by/Company: (Signature)	Date/Time:
Apex	09/02/20 2000		9-3-20 645
Relinquished by/Company: (Signature)	Date/Time:	Received by/Company: (Signature)	Date/Time:
	9-3-20 1339		9/3/20 1339
Relinquished by/Company: (Signature)	Date/Time:	Received by/Company: (Signature)	Date/Time:

MTJL LAB USE ONLY
Table #:
Acctnum:
Template:
Prelogin:
PM:
PB:

Trip Blank Received: Y N NA
HCL MeOH TSP Other

Non Conformance(s): YES / NO

Page: _____ of: _____

***Check mark top half of box if pH and/or dechlorination is verified and within the acceptance range for preservation samples.**

Exceptions: VOA, Coliform, TOC, Oil and Grease, DRO/8015 (water) DOC, LLHg

****Bottom half of box is to list number of bottle**

Project #

WO#: 92493902
Due Date: 09/04/20
PM: AMB
CLIENT: 92-APEX MOOR

Item#	BP4U-125 mL Plastic Unpreserved (N/A) (Cl-)	BP3U-250 mL Plastic Unpreserved (N/A)	BP2U-500 mL Plastic Unpreserved (N/A)	BP1U-1 liter Plastic Unpreserved (N/A)	BP4S-125 mL Plastic H2SO4 (pH < 2) (Cl-)	BP3N-250 mL plastic HNO3 (pH < 2)	BP4Z-125 mL Plastic ZN Acetate & NaOH (>9)	BP4C-125 mL Plastic NaOH (pH > 12) (Cl-)	WGFU-Wide-mouthed Glass jar Unpreserved	AG1U-1 liter Amber Unpreserved (N/A) (Cl-)	AG1H-1 liter Amber HCl (pH < 2)	AG3U-250 mL Amber Unpreserved (N/A) (Cl-)	AG1S-1 liter Amber H2SO4 (pH < 2)	AG3S-250 mL Amber H2SO4 (pH < 2)	AG3A(DG3A)-250 mL Amber NH4Cl (N/A)(Cl-)	DG9H-40 mL VOA HCl (N/A)	VG9T-40 mL VOA Na2S2O3 (N/A)	VG9U-40 mL VOA Unp (N/A)	DG9P-40 mL VOA H3PO4 (N/A)	VOAK (6 vials per kit)-5035 kit (N/A)	V/GK (3 vials per kit)-VPH/Gas kit (N/A)	SP5T-125 mL Sterile Plastic (N/A – lab)	SP2T-250 mL Sterile Plastic (N/A – lab)		BP3A-250 mL Plastic (NH2)2SO4 (9.3-9.7)	AG0U-100 mL Amber Unpreserved vials (N/A)	VSGU-20 mL Scintillation vials (N/A)	DG9U-40 mL Amber Unpreserved vials (N/A)
1																												
2																												
3																												
4																												
5																												
6																												
7																												
8																												
9																												
10																												
11																												
12																												

pH Adjustment Log for Preserved Samples

Sample ID	Type of Preservative	pH upon receipt	Date preservation adjusted	Time preservation adjusted	Amount of Preservative added	Lot #

Note: Whenever there is a discrepancy affecting North Carolina compliance samples, a copy of this form will be sent to the North Carolina DEHNR Certification Office (i.e. Out of hold, incorrect preservative, out of temp, incorrect containers.

Pace Analytical Services, LLC
9800 Kincey Ave. Suite 100
Huntersville, NC 28078
(704)875-9092

September 08, 2020

Andrew Street
Apex Companies - NC
5900 Northwoods Business Pkwy
Suite 5900-0
Charlotte, NC 28269

RE: Project: 2020-LI-2448
Pace Project No.: 92493905

Dear Andrew Street:

Enclosed are the analytical results for sample(s) received by the laboratory on September 03, 2020. The results relate only to the samples included in this report. Results reported herein conform to the applicable TNI/NELAC Standards and the laboratory's Quality Manual, where applicable, unless otherwise noted in the body of the report.

The test results provided in this final report were generated by each of the following laboratories within the Pace Network:

- Pace National - Mt. Juliet
- Pace Analytical Services - Asheville
- Pace Analytical Services - Charlotte

If you have any questions concerning this report, please feel free to contact me.

Sincerely,

Angela M. Baioni

Angela Baioni
angela.baioni@pacelabs.com
(704)875-9092
Project Manager

Enclosures

cc: J Culbreath, Colonial Pipeline Company
Robert Hughes, Colonial Pipeline
Margaret King, APEX Companies, LLC
Emily Little, Apex Companies
Jeff Morrison, Colonial Pipeline Company
Tom Naumann, APEX Companies - NC
Joe Nicolette, Montrose-EPS
Christopher Schultz, Apex Companies
J Tate, Colonial Pipeline Company
Alex Testoff, Montrose-EPS
Michael Verdon, Colonial Pipeline Company
JM Wyatt, Colonial Pipeline Company

REPORT OF LABORATORY ANALYSIS

This report shall not be reproduced, except in full,
without the written consent of Pace Analytical Services, LLC.

Pace Analytical Services, LLC
9800 Kincey Ave. Suite 100
Huntersville, NC 28078
(704)875-9092

CERTIFICATIONS

Project: 2020-LI-2448
Pace Project No.: 92493905

Pace Analytical Services National

12065 Lebanon Road, Mt. Juliet, TN 37122
Alabama Certification #: 40660
Alaska Certification 17-026
Arizona Certification #: AZ0612
Arkansas Certification #: 88-0469
California Certification #: 2932
Canada Certification #: 1461.01
Colorado Certification #: TN00003
Connecticut Certification #: PH-0197
DOD Certification: #1461.01
EPA# TN00003
Florida Certification #: E87487
Georgia DW Certification #: 923
Georgia Certification: NELAP
Idaho Certification #: TN00003
Illinois Certification #: 200008
Indiana Certification #: C-TN-01
Iowa Certification #: 364
Kansas Certification #: E-10277
Kentucky UST Certification #: 16
Kentucky Certification #: 90010
Louisiana Certification #: AI30792
Louisiana DW Certification #: LA180010
Maine Certification #: TN0002
Maryland Certification #: 324
Massachusetts Certification #: M-TN003
Michigan Certification #: 9958
Minnesota Certification #: 047-999-395
Mississippi Certification #: TN00003
Missouri Certification #: 340
Montana Certification #: CERT0086
Nebraska Certification #: NE-OS-15-05
Nevada Certification #: TN-03-2002-34
New Hampshire Certification #: 2975
New Jersey Certification #: TN002
New Mexico DW Certification
New York Certification #: 11742
North Carolina Aquatic Toxicity Certification #: 41
North Carolina Drinking Water Certification #: 21704
North Carolina Environmental Certificate #: 375
North Dakota Certification #: R-140
Ohio VAP Certification #: CL0069
Oklahoma Certification #: 9915
Oregon Certification #: TN200002
Pennsylvania Certification #: 68-02979
Rhode Island Certification #: LAO00356
South Carolina Certification #: 84004
South Dakota Certification
Tennessee DW/Chem/Micro Certification #: 2006
Texas Certification #: T 104704245-17-14
Texas Mold Certification #: LAB0152
USDA Soil Permit #: P330-15-00234
Utah Certification #: TN00003
Virginia Certification #: VT2006
Vermont Dept. of Health: ID# VT-2006
Virginia Certification #: 460132
Washington Certification #: C847
West Virginia Certification #: 233
Wisconsin Certification #: 9980939910
Wyoming UST Certification #: via A2LA 2926.01
A2LA-ISO 17025 Certification #: 1461.01
A2LA-ISO 17025 Certification #: 1461.02
AIHA-LAP/LLC EMLAP Certification #:100789

Pace Analytical Services Charlotte

9800 Kincey Ave. Ste 100, Huntersville, NC 28078
Louisiana/NELAP Certification # LA170028
North Carolina Drinking Water Certification #: 37706
North Carolina Field Services Certification #: 5342
North Carolina Wastewater Certification #: 12
South Carolina Certification #: 99006001
Florida/NELAP Certification #: E87627
Kentucky UST Certification #: 84
Virginia/VELAP Certification #: 460221

Pace Analytical Services Asheville

2225 Riverside Drive, Asheville, NC 28804
Florida/NELAP Certification #: E87648
Massachusetts Certification #: M-NC030
North Carolina Drinking Water Certification #: 37712
North Carolina Wastewater Certification #: 40
South Carolina Certification #: 99030001
Virginia/VELAP Certification #: 460222

REPORT OF LABORATORY ANALYSIS

This report shall not be reproduced, except in full,
without the written consent of Pace Analytical Services, LLC.

Pace Analytical Services, LLC
9800 Kincey Ave. Suite 100
Huntersville, NC 28078
(704)875-9092

SAMPLE ANALYTE COUNT

Project: 2020-LI-2448
Pace Project No.: 92493905

Lab ID	Sample ID	Method	Analysts	Analytes Reported	Laboratory
92493905001	**FD_09_02_20**	MADEP VPH	ADM	6	PAN
		EPA 6010D	SH1	1	PASI-A
		SM 6200B	SAS	63	PASI-C
92493905002	**Field_Blank**	MADEP VPH	ADM	6	PAN
		EPA 6010D	SH1	1	PASI-A
		SM 6200B	SAS	63	PASI-C
92493905003	**Trip_Blank**	SM 6200B	SAS	63	PASI-C

PAN = Pace National - Mt. Juliet
PASI-A = Pace Analytical Services - Asheville
PASI-C = Pace Analytical Services - Charlotte

This report shall not be reproduced, except in full,
without the written consent of Pace Analytical Services, LLC.

Pace Analytical Services, LLC
9800 Kincey Ave. Suite 100
Huntersville, NC 28078
(704)875-9092

ANALYTICAL RESULTS

Project: 2020-LI-2448
Pace Project No.: 92493905

Sample: FD_09_02_20 **Lab ID: 92493905001** Collected: 09/02/20 18:45 Received: 09/03/20 06:45 Matrix: Water

Parameters	Results	Units	Report Limit	DF	Prepared	Analyzed	CAS No.	Qual
MADEPV	Analytical Method: MADEP VPH Preparation Method: MADEPV Pace National - Mt. Juliet							
Aliphatic (C05-C08)	ND	ug/L	100	1	09/04/20 22:24	09/04/20 22:24		
Aliphatic (C09-C12)	ND	ug/L	100	1	09/04/20 22:24	09/04/20 22:24		
Aromatic (C09-C10),Unadjusted	ND	ug/L	100	1	09/04/20 22:24	09/04/20 22:24	TPHC9C10A	
Total VPH	ND	ug/L	100	1	09/04/20 22:24	09/04/20 22:24	VPH	
Surrogates								
2,5-Dibromotoluene (FID)	90.0	%	70.0-130	1	09/04/20 22:24	09/04/20 22:24	615-59-8FID	
2,5-Dibromotoluene (PID)	101	%	70.0-130	1	09/04/20 22:24	09/04/20 22:24	615-59-8PID	
6010 MET ICP	Analytical Method: EPA 6010D Preparation Method: EPA 3010A Pace Analytical Services - Asheville							
Lead	ND	ug/L	5.0	1	09/04/20 01:43	09/04/20 09:57	7439-92-1	
6200B MSV	Analytical Method: SM 6200B Pace Analytical Services - Charlotte							
Benzene	ND	ug/L	0.50	1		09/04/20 09:04	71-43-2	
Bromobenzene	ND	ug/L	0.50	1		09/04/20 09:04	108-86-1	
Bromochloromethane	ND	ug/L	0.50	1		09/04/20 09:04	74-97-5	
Bromodichloromethane	ND	ug/L	0.50	1		09/04/20 09:04	75-27-4	
Bromoform	ND	ug/L	0.50	1		09/04/20 09:04	75-25-2	
Bromomethane	ND	ug/L	5.0	1		09/04/20 09:04	74-83-9	
n-Butylbenzene	ND	ug/L	0.50	1		09/04/20 09:04	104-51-8	
sec-Butylbenzene	ND	ug/L	0.50	1		09/04/20 09:04	135-98-8	
tert-Butylbenzene	ND	ug/L	0.50	1		09/04/20 09:04	98-06-6	
Carbon tetrachloride	ND	ug/L	0.50	1		09/04/20 09:04	56-23-5	
Chlorobenzene	ND	ug/L	0.50	1		09/04/20 09:04	108-90-7	
Chloroethane	ND	ug/L	1.0	1		09/04/20 09:04	75-00-3	
Chloroform	ND	ug/L	0.50	1		09/04/20 09:04	67-66-3	
Chloromethane	ND	ug/L	1.0	1		09/04/20 09:04	74-87-3	
2-Chlorotoluene	ND	ug/L	0.50	1		09/04/20 09:04	95-49-8	
4-Chlorotoluene	ND	ug/L	0.50	1		09/04/20 09:04	106-43-4	
1,2-Dibromo-3-chloropropane	ND	ug/L	1.0	1		09/04/20 09:04	96-12-8	
Dibromochloromethane	ND	ug/L	0.50	1		09/04/20 09:04	124-48-1	
1,2-Dibromoethane (EDB)	ND	ug/L	0.50	1		09/04/20 09:04	106-93-4	
Dibromomethane	ND	ug/L	0.50	1		09/04/20 09:04	74-95-3	
1,2-Dichlorobenzene	ND	ug/L	0.50	1		09/04/20 09:04	95-50-1	
1,3-Dichlorobenzene	ND	ug/L	0.50	1		09/04/20 09:04	541-73-1	
1,4-Dichlorobenzene	ND	ug/L	0.50	1		09/04/20 09:04	106-46-7	
Dichlorodifluoromethane	ND	ug/L	0.50	1		09/04/20 09:04	75-71-8	
1,1-Dichloroethane	ND	ug/L	0.50	1		09/04/20 09:04	75-34-3	
1,2-Dichloroethane	ND	ug/L	0.50	1		09/04/20 09:04	107-06-2	
1,1-Dichloroethene	ND	ug/L	0.50	1		09/04/20 09:04	75-35-4	
cis-1,2-Dichloroethene	ND	ug/L	0.50	1		09/04/20 09:04	156-59-2	
trans-1,2-Dichloroethene	ND	ug/L	0.50	1		09/04/20 09:04	156-60-5	
1,2-Dichloropropane	ND	ug/L	0.50	1		09/04/20 09:04	78-87-5	
1,3-Dichloropropane	ND	ug/L	0.50	1		09/04/20 09:04	142-28-9	
2,2-Dichloropropane	ND	ug/L	0.50	1		09/04/20 09:04	594-20-7	

REPORT OF LABORATORY ANALYSIS

This report shall not be reproduced, except in full,
without the written consent of Pace Analytical Services, LLC.

Pace Analytical Services, LLC
9800 Kincey Ave. Suite 100
Huntersville, NC 28078
(704)875-9092

ANALYTICAL RESULTS

Project: 2020-LI-2448
Pace Project No.: 92493905

Sample: FD_09_02_20 **Lab ID: 92493905001** Collected: 09/02/20 18:45 Received: 09/03/20 06:45 Matrix: Water

Parameters	Results	Units	Report Limit	DF	Prepared	Analyzed	CAS No.	Qual
6200B MSV	Analytical Method: SM 6200B Pace Analytical Services - Charlotte							
1,1-Dichloropropene	ND	ug/L	0.50	1		09/04/20 09:04	563-58-6	
cis-1,3-Dichloropropene	ND	ug/L	0.50	1		09/04/20 09:04	10061-01-5	
trans-1,3-Dichloropropene	ND	ug/L	0.50	1		09/04/20 09:04	10061-02-6	
Diisopropyl ether	ND	ug/L	0.50	1		09/04/20 09:04	108-20-3	
Ethylbenzene	ND	ug/L	0.50	1		09/04/20 09:04	100-41-4	
Hexachloro-1,3-butadiene	ND	ug/L	2.0	1		09/04/20 09:04	87-68-3	
Isopropylbenzene (Cumene)	ND	ug/L	0.50	1		09/04/20 09:04	98-82-8	
Methylene Chloride	ND	ug/L	2.0	1		09/04/20 09:04	75-09-2	
Methyl-tert-butyl ether	ND	ug/L	0.50	1		09/04/20 09:04	1634-04-4	
Naphthalene	ND	ug/L	2.0	1		09/04/20 09:04	91-20-3	
n-Propylbenzene	ND	ug/L	0.50	1		09/04/20 09:04	103-65-1	
Styrene	ND	ug/L	0.50	1		09/04/20 09:04	100-42-5	
1,1,1,2-Tetrachloroethane	ND	ug/L	0.50	1		09/04/20 09:04	630-20-6	
1,1,2,2-Tetrachloroethane	ND	ug/L	0.50	1		09/04/20 09:04	79-34-5	
Tetrachloroethene	ND	ug/L	0.50	1		09/04/20 09:04	127-18-4	
Toluene	ND	ug/L	0.50	1		09/04/20 09:04	108-88-3	
1,2,3-Trichlorobenzene	ND	ug/L	2.0	1		09/04/20 09:04	87-61-6	
1,2,4-Trichlorobenzene	ND	ug/L	2.0	1		09/04/20 09:04	120-82-1	
1,1,1-Trichloroethane	ND	ug/L	0.50	1		09/04/20 09:04	71-55-6	
1,1,2-Trichloroethane	ND	ug/L	0.50	1		09/04/20 09:04	79-00-5	
Trichloroethene	ND	ug/L	0.50	1		09/04/20 09:04	79-01-6	
Trichlorofluoromethane	ND	ug/L	1.0	1		09/04/20 09:04	75-69-4	
1,2,3-Trichloropropane	ND	ug/L	0.50	1		09/04/20 09:04	96-18-4	
1,2,4-Trimethylbenzene	ND	ug/L	0.50	1		09/04/20 09:04	95-63-6	
1,3,5-Trimethylbenzene	ND	ug/L	0.50	1		09/04/20 09:04	108-67-8	
Vinyl chloride	ND	ug/L	1.0	1		09/04/20 09:04	75-01-4	
m&p-Xylene	ND	ug/L	1.0	1		09/04/20 09:04	179601-23-1	
o-Xylene	ND	ug/L	0.50	1		09/04/20 09:04	95-47-6	
Surrogates								
1,2-Dichloroethane-d4 (S)	102	%	70-130	1		09/04/20 09:04	17060-07-0	
4-Bromofluorobenzene (S)	103	%	70-130	1		09/04/20 09:04	460-00-4	
Toluene-d8 (S)	103	%	70-130	1		09/04/20 09:04	2037-26-5	

REPORT OF LABORATORY ANALYSIS

This report shall not be reproduced, except in full,
without the written consent of Pace Analytical Services, LLC.

Pace Analytical Services, LLC
9800 Kincey Ave. Suite 100
Huntersville, NC 28078
(704)875-9092

ANALYTICAL RESULTS

Project: 2020-LI-2448
Pace Project No.: 92493905

Sample: Field_Blank **Lab ID: 92493905002** Collected: 09/02/20 18:32 Received: 09/03/20 06:45 Matrix: Water

Parameters	Results	Units	Report Limit	DF	Prepared	Analyzed	CAS No.	Qual
MADEPV	Analytical Method: MADEP VPH Preparation Method: MADEPV Pace National - Mt. Juliet							
Aliphatic (C05-C08)	ND	ug/L	100	1	09/04/20 16:22	09/04/20 16:22		
Aliphatic (C09-C12)	ND	ug/L	100	1	09/05/20 11:42	09/05/20 11:42		
Aromatic (C09-C10),Unadjusted	ND	ug/L	100	1	09/04/20 16:22	09/04/20 16:22	TPHC9C10A	
Total VPH	ND	ug/L	100	1	09/05/20 11:42	09/05/20 11:42	VPH	
Surrogates								
2,5-Dibromotoluene (FID)	86.6	%	70.0-130	1	09/04/20 16:22	09/04/20 16:22	615-59-8FID	
2,5-Dibromotoluene (FID)	90.6	%	70.0-130	1	09/05/20 11:42	09/05/20 11:42	615-59-8FID	
2,5-Dibromotoluene (PID)	95.9	%	70.0-130	1	09/04/20 16:22	09/04/20 16:22	615-59-8PID	
2,5-Dibromotoluene (PID)	84.1	%	70.0-130	1	09/05/20 11:42	09/05/20 11:42	615-59-8PID	
6010 MET ICP	Analytical Method: EPA 6010D Preparation Method: EPA 3010A Pace Analytical Services - Asheville							
Lead	ND	ug/L	5.0	1	09/04/20 01:43	09/04/20 10:00	7439-92-1	
6200B MSV	Analytical Method: SM 6200B Pace Analytical Services - Charlotte							
Benzene	ND	ug/L	0.50	1		09/04/20 05:49	71-43-2	
Bromobenzene	ND	ug/L	0.50	1		09/04/20 05:49	108-86-1	
Bromochloromethane	ND	ug/L	0.50	1		09/04/20 05:49	74-97-5	
Bromodichloromethane	ND	ug/L	0.50	1		09/04/20 05:49	75-27-4	
Bromoform	ND	ug/L	0.50	1		09/04/20 05:49	75-25-2	
Bromomethane	ND	ug/L	5.0	1		09/04/20 05:49	74-83-9	
n-Butylbenzene	ND	ug/L	0.50	1		09/04/20 05:49	104-51-8	
sec-Butylbenzene	ND	ug/L	0.50	1		09/04/20 05:49	135-98-8	
tert-Butylbenzene	ND	ug/L	0.50	1		09/04/20 05:49	98-06-6	
Carbon tetrachloride	ND	ug/L	0.50	1		09/04/20 05:49	56-23-5	
Chlorobenzene	ND	ug/L	0.50	1		09/04/20 05:49	108-90-7	
Chloroethane	ND	ug/L	1.0	1		09/04/20 05:49	75-00-3	
Chloroform	ND	ug/L	0.50	1		09/04/20 05:49	67-66-3	
Chloromethane	ND	ug/L	1.0	1		09/04/20 05:49	74-87-3	
2-Chlorotoluene	ND	ug/L	0.50	1		09/04/20 05:49	95-49-8	
4-Chlorotoluene	ND	ug/L	0.50	1		09/04/20 05:49	106-43-4	
1,2-Dibromo-3-chloropropane	ND	ug/L	1.0	1		09/04/20 05:49	96-12-8	
Dibromochloromethane	ND	ug/L	0.50	1		09/04/20 05:49	124-48-1	
1,2-Dibromoethane (EDB)	ND	ug/L	0.50	1		09/04/20 05:49	106-93-4	
Dibromomethane	ND	ug/L	0.50	1		09/04/20 05:49	74-95-3	
1,2-Dichlorobenzene	ND	ug/L	0.50	1		09/04/20 05:49	95-50-1	
1,3-Dichlorobenzene	ND	ug/L	0.50	1		09/04/20 05:49	541-73-1	
1,4-Dichlorobenzene	ND	ug/L	0.50	1		09/04/20 05:49	106-46-7	
Dichlorodifluoromethane	ND	ug/L	0.50	1		09/04/20 05:49	75-71-8	
1,1-Dichloroethane	ND	ug/L	0.50	1		09/04/20 05:49	75-34-3	
1,2-Dichloroethane	ND	ug/L	0.50	1		09/04/20 05:49	107-06-2	
1,1-Dichloroethene	ND	ug/L	0.50	1		09/04/20 05:49	75-35-4	
cis-1,2-Dichloroethene	ND	ug/L	0.50	1		09/04/20 05:49	156-59-2	
trans-1,2-Dichloroethene	ND	ug/L	0.50	1		09/04/20 05:49	156-60-5	
1,2-Dichloropropane	ND	ug/L	0.50	1		09/04/20 05:49	78-87-5	

REPORT OF LABORATORY ANALYSIS

This report shall not be reproduced, except in full,
without the written consent of Pace Analytical Services, LLC.

Pace Analytical Services, LLC
9800 Kincey Ave. Suite 100
Huntersville, NC 28078
(704)875-9092

ANALYTICAL RESULTS

Project: 2020-LI-2448
Pace Project No.: 92493905

Sample: Field_Blank **Lab ID: 92493905002** Collected: 09/02/20 18:32 Received: 09/03/20 06:45 Matrix: Water

Parameters	Results	Units	Report Limit	DF	Prepared	Analyzed	CAS No.	Qual
6200B MSV	Analytical Method: SM 6200B Pace Analytical Services - Charlotte							
1,3-Dichloropropane	ND	ug/L	0.50	1		09/04/20 05:49	142-28-9	
2,2-Dichloropropane	ND	ug/L	0.50	1		09/04/20 05:49	594-20-7	
1,1-Dichloropropene	ND	ug/L	0.50	1		09/04/20 05:49	563-58-6	
cis-1,3-Dichloropropene	ND	ug/L	0.50	1		09/04/20 05:49	10061-01-5	
trans-1,3-Dichloropropene	ND	ug/L	0.50	1		09/04/20 05:49	10061-02-6	
Diisopropyl ether	ND	ug/L	0.50	1		09/04/20 05:49	108-20-3	
Ethylbenzene	ND	ug/L	0.50	1		09/04/20 05:49	100-41-4	
Hexachloro-1,3-butadiene	ND	ug/L	2.0	1		09/04/20 05:49	87-68-3	
Isopropylbenzene (Cumene)	ND	ug/L	0.50	1		09/04/20 05:49	98-82-8	
Methylene Chloride	ND	ug/L	2.0	1		09/04/20 05:49	75-09-2	
Methyl-tert-butyl ether	ND	ug/L	0.50	1		09/04/20 05:49	1634-04-4	
Naphthalene	ND	ug/L	2.0	1		09/04/20 05:49	91-20-3	
n-Propylbenzene	ND	ug/L	0.50	1		09/04/20 05:49	103-65-1	
Styrene	ND	ug/L	0.50	1		09/04/20 05:49	100-42-5	
1,1,1,2-Tetrachloroethane	ND	ug/L	0.50	1		09/04/20 05:49	630-20-6	
1,1,2,2-Tetrachloroethane	ND	ug/L	0.50	1		09/04/20 05:49	79-34-5	
Tetrachloroethene	ND	ug/L	0.50	1		09/04/20 05:49	127-18-4	
Toluene	ND	ug/L	0.50	1		09/04/20 05:49	108-88-3	
1,2,3-Trichlorobenzene	ND	ug/L	2.0	1		09/04/20 05:49	87-61-6	
1,2,4-Trichlorobenzene	ND	ug/L	2.0	1		09/04/20 05:49	120-82-1	
1,1,1-Trichloroethane	ND	ug/L	0.50	1		09/04/20 05:49	71-55-6	
1,1,2-Trichloroethane	ND	ug/L	0.50	1		09/04/20 05:49	79-00-5	
Trichloroethene	ND	ug/L	0.50	1		09/04/20 05:49	79-01-6	
Trichlorofluoromethane	ND	ug/L	1.0	1		09/04/20 05:49	75-69-4	
1,2,3-Trichloropropane	ND	ug/L	0.50	1		09/04/20 05:49	96-18-4	
1,2,4-Trimethylbenzene	ND	ug/L	0.50	1		09/04/20 05:49	95-63-6	
1,3,5-Trimethylbenzene	ND	ug/L	0.50	1		09/04/20 05:49	108-67-8	
Vinyl chloride	ND	ug/L	1.0	1		09/04/20 05:49	75-01-4	
m&p-Xylene	ND	ug/L	1.0	1		09/04/20 05:49	179601-23-1	
o-Xylene	ND	ug/L	0.50	1		09/04/20 05:49	95-47-6	
Surrogates								
1,2-Dichloroethane-d4 (S)	99	%	70-130	1		09/04/20 05:49	17060-07-0	
4-Bromofluorobenzene (S)	104	%	70-130	1		09/04/20 05:49	460-00-4	
Toluene-d8 (S)	103	%	70-130	1		09/04/20 05:49	2037-26-5	

REPORT OF LABORATORY ANALYSIS

This report shall not be reproduced, except in full,
without the written consent of Pace Analytical Services, LLC.

Pace Analytical Services, LLC
9800 Kincey Ave. Suite 100
Huntersville, NC 28078
(704)875-9092

ANALYTICAL RESULTS

Project: 2020-LI-2448
Pace Project No.: 92493905

Sample: Trip_Blank **Lab ID: 92493905003** Collected: 09/02/20 00:00 Received: 09/03/20 06:45 Matrix: Water

Parameters	Results	Units	Report Limit	DF	Prepared	Analyzed	CAS No.	Qual
6200B MSV	Analytical Method: SM 6200B Pace Analytical Services - Charlotte							
Benzene	ND	ug/L	0.50	1		09/04/20 06:07	71-43-2	
Bromobenzene	ND	ug/L	0.50	1		09/04/20 06:07	108-86-1	
Bromochloromethane	ND	ug/L	0.50	1		09/04/20 06:07	74-97-5	
Bromodichloromethane	ND	ug/L	0.50	1		09/04/20 06:07	75-27-4	
Bromoform	ND	ug/L	0.50	1		09/04/20 06:07	75-25-2	
Bromomethane	ND	ug/L	5.0	1		09/04/20 06:07	74-83-9	
n-Butylbenzene	ND	ug/L	0.50	1		09/04/20 06:07	104-51-8	
sec-Butylbenzene	ND	ug/L	0.50	1		09/04/20 06:07	135-98-8	
tert-Butylbenzene	ND	ug/L	0.50	1		09/04/20 06:07	98-06-6	
Carbon tetrachloride	ND	ug/L	0.50	1		09/04/20 06:07	56-23-5	
Chlorobenzene	ND	ug/L	0.50	1		09/04/20 06:07	108-90-7	
Chloroethane	ND	ug/L	1.0	1		09/04/20 06:07	75-00-3	
Chloroform	ND	ug/L	0.50	1		09/04/20 06:07	67-66-3	
Chloromethane	ND	ug/L	1.0	1		09/04/20 06:07	74-87-3	
2-Chlorotoluene	ND	ug/L	0.50	1		09/04/20 06:07	95-49-8	
4-Chlorotoluene	ND	ug/L	0.50	1		09/04/20 06:07	106-43-4	
1,2-Dibromo-3-chloropropane	ND	ug/L	1.0	1		09/04/20 06:07	96-12-8	
Dibromochloromethane	ND	ug/L	0.50	1		09/04/20 06:07	124-48-1	
1,2-Dibromoethane (EDB)	ND	ug/L	0.50	1		09/04/20 06:07	106-93-4	
Dibromomethane	ND	ug/L	0.50	1		09/04/20 06:07	74-95-3	
1,2-Dichlorobenzene	ND	ug/L	0.50	1		09/04/20 06:07	95-50-1	
1,3-Dichlorobenzene	ND	ug/L	0.50	1		09/04/20 06:07	541-73-1	
1,4-Dichlorobenzene	ND	ug/L	0.50	1		09/04/20 06:07	106-46-7	
Dichlorodifluoromethane	ND	ug/L	0.50	1		09/04/20 06:07	75-71-8	
1,1-Dichloroethane	ND	ug/L	0.50	1		09/04/20 06:07	75-34-3	
1,2-Dichloroethane	ND	ug/L	0.50	1		09/04/20 06:07	107-06-2	
1,1-Dichloroethene	ND	ug/L	0.50	1		09/04/20 06:07	75-35-4	
cis-1,2-Dichloroethene	ND	ug/L	0.50	1		09/04/20 06:07	156-59-2	
trans-1,2-Dichloroethene	ND	ug/L	0.50	1		09/04/20 06:07	156-60-5	
1,2-Dichloropropane	ND	ug/L	0.50	1		09/04/20 06:07	78-87-5	
1,3-Dichloropropane	ND	ug/L	0.50	1		09/04/20 06:07	142-28-9	
2,2-Dichloropropane	ND	ug/L	0.50	1		09/04/20 06:07	594-20-7	
1,1-Dichloropropene	ND	ug/L	0.50	1		09/04/20 06:07	563-58-6	
cis-1,3-Dichloropropene	ND	ug/L	0.50	1		09/04/20 06:07	10061-01-5	
trans-1,3-Dichloropropene	ND	ug/L	0.50	1		09/04/20 06:07	10061-02-6	
Diisopropyl ether	ND	ug/L	0.50	1		09/04/20 06:07	108-20-3	
Ethylbenzene	ND	ug/L	0.50	1		09/04/20 06:07	100-41-4	
Hexachloro-1,3-butadiene	ND	ug/L	2.0	1		09/04/20 06:07	87-68-3	
Isopropylbenzene (Cumene)	ND	ug/L	0.50	1		09/04/20 06:07	98-82-8	
Methylene Chloride	ND	ug/L	2.0	1		09/04/20 06:07	75-09-2	
Methyl-tert-butyl ether	ND	ug/L	0.50	1		09/04/20 06:07	1634-04-4	
Naphthalene	ND	ug/L	2.0	1		09/04/20 06:07	91-20-3	
n-Propylbenzene	ND	ug/L	0.50	1		09/04/20 06:07	103-65-1	
Styrene	ND	ug/L	0.50	1		09/04/20 06:07	100-42-5	
1,1,1,2-Tetrachloroethane	ND	ug/L	0.50	1		09/04/20 06:07	630-20-6	
1,1,2,2-Tetrachloroethane	ND	ug/L	0.50	1		09/04/20 06:07	79-34-5	

REPORT OF LABORATORY ANALYSIS

This report shall not be reproduced, except in full,
without the written consent of Pace Analytical Services, LLC.

Pace Analytical Services, LLC
9800 Kincey Ave. Suite 100
Huntersville, NC 28078
(704)875-9092

ANALYTICAL RESULTS

Project: 2020-LI-2448
Pace Project No.: 92493905

Sample: Trip_Blank **Lab ID: 92493905003** Collected: 09/02/20 00:00 Received: 09/03/20 06:45 Matrix: Water

Parameters	Results	Units	Report Limit	DF	Prepared	Analyzed	CAS No.	Qual
6200B MSV	Analytical Method: SM 6200B Pace Analytical Services - Charlotte							
Tetrachloroethene	ND	ug/L	0.50	1		09/04/20 06:07	127-18-4	
Toluene	ND	ug/L	0.50	1		09/04/20 06:07	108-88-3	
1,2,3-Trichlorobenzene	ND	ug/L	2.0	1		09/04/20 06:07	87-61-6	
1,2,4-Trichlorobenzene	ND	ug/L	2.0	1		09/04/20 06:07	120-82-1	
1,1,1-Trichloroethane	ND	ug/L	0.50	1		09/04/20 06:07	71-55-6	
1,1,2-Trichloroethane	ND	ug/L	0.50	1		09/04/20 06:07	79-00-5	
Trichloroethene	ND	ug/L	0.50	1		09/04/20 06:07	79-01-6	
Trichlorofluoromethane	ND	ug/L	1.0	1		09/04/20 06:07	75-69-4	
1,2,3-Trichloropropane	ND	ug/L	0.50	1		09/04/20 06:07	96-18-4	
1,2,4-Trimethylbenzene	ND	ug/L	0.50	1		09/04/20 06:07	95-63-6	
1,3,5-Trimethylbenzene	ND	ug/L	0.50	1		09/04/20 06:07	108-67-8	
Vinyl chloride	ND	ug/L	1.0	1		09/04/20 06:07	75-01-4	
m&p-Xylene	ND	ug/L	1.0	1		09/04/20 06:07	179601-23-1	
o-Xylene	ND	ug/L	0.50	1		09/04/20 06:07	95-47-6	
Surrogates								
1,2-Dichloroethane-d4 (S)	102	%	70-130	1		09/04/20 06:07	17060-07-0	
4-Bromofluorobenzene (S)	104	%	70-130	1		09/04/20 06:07	460-00-4	
Toluene-d8 (S)	101	%	70-130	1		09/04/20 06:07	2037-26-5	

REPORT OF LABORATORY ANALYSIS

This report shall not be reproduced, except in full,
without the written consent of Pace Analytical Services, LLC.

Pace Analytical Services, LLC
9800 Kincey Ave. Suite 100
Huntersville, NC 28078
(704)875-9092

QUALITY CONTROL DATA

Project: 2020-LI-2448
Pace Project No.: 92493905

QC Batch: 1538267
QC Batch Method: MADEPV
Analysis Method: MADEP VPH
Analysis Description: MADEPV
Laboratory: Pace National - Mt. Juliet

Associated Lab Samples: 92493905001, 92493905002

METHOD BLANK: R3567577-2 Matrix: Water

Associated Lab Samples: 92493905001, 92493905002

Parameter	Units	Blank Result	Reporting Limit	Analyzed	Qualifiers
Aliphatic (C05-C08)	ug/L	ND	100	09/04/20 13:04	
Aliphatic (C09-C12)	ug/L	ND	100	09/04/20 13:04	
Aromatic (C09-C10),Unadjusted	ug/L	ND	100	09/04/20 13:04	
Total VPH	ug/L	ND	100	09/04/20 13:04	
2,5-Dibromotoluene (FID)	%	84	70.0-130	09/04/20 13:04	
2,5-Dibromotoluene (PID)	%	93.9	70.0-130	09/04/20 13:04	

LABORATORY CONTROL SAMPLE & LCSD: R3567577-1 R3567577-3

Parameter	Units	Spike Conc.	LCS Result	LCSD Result	LCS % Rec	LCSD % Rec	% Rec Limits	RPD	Max RPD	Qualifiers
Aliphatic (C05-C08)	ug/L	1200	1310	1220	109	102	70.0-130	7.11	25	
Aliphatic (C09-C12)	ug/L	1400	1290	1320	92.1	94.3	70.0-130	2.30	25	
Aromatic (C09-C10),Unadjusted	ug/L	200	258	240	129	120	70.0-130	7.23	25	
Total VPH	ug/L	2800	2860	2780	102	99.3	70.0-130	2.84	25	
2,5-Dibromotoluene (FID)	%				95.9	94.2	70.0-130			
2,5-Dibromotoluene (PID)	%				106	110	70.0-130			

Results presented on this page are in the units indicated by the "Units" column except where an alternate unit is presented to the right of the result.

REPORT OF LABORATORY ANALYSIS

This report shall not be reproduced, except in full,
without the written consent of Pace Analytical Services, LLC.

Pace Analytical Services, LLC
9800 Kincey Ave. Suite 100
Huntersville, NC 28078
(704)875-9092

QUALITY CONTROL DATA

Project: 2020-LI-2448
Pace Project No.: 92493905

QC Batch: 1538715
QC Batch Method: MADEPV
Analysis Method: MADEP VPH
Analysis Description: MADEPV
Laboratory: Pace National - Mt. Juliet

Associated Lab Samples: 92493905002

METHOD BLANK: R3567607-3 Matrix: Water
Associated Lab Samples: 92493905002

Parameter	Units	Blank Result	Reporting Limit	Analyzed	Qualifiers
Aliphatic (C09-C12)	ug/L	ND	100	09/05/20 09:14	
Total VPH	ug/L	ND	100	09/05/20 09:14	
2,5-Dibromotoluene (FID)	%	90.8	70.0-130	09/05/20 09:14	
2,5-Dibromotoluene (PID)	%	86.3	70.0-130	09/05/20 09:14	

LABORATORY CONTROL SAMPLE & LCSD: R3567607-1 R3567607-2

Parameter	Units	Spike Conc.	LCS Result	LCSD Result	LCS % Rec	LCSD % Rec	% Rec Limits	RPD	Max RPD	Qualifiers
Aliphatic (C09-C12)	ug/L	1400	1450	1480	104	106	70.0-130	2.05	25	
Total VPH	ug/L	2800	2880	2920	103	104	70.0-130	1.38	25	
2,5-Dibromotoluene (FID)	%				95.7	92.6	70.0-130			
2,5-Dibromotoluene (PID)	%				90.7	87.4	70.0-130			

Results presented on this page are in the units indicated by the "Units" column except where an alternate unit is presented to the right of the result.

REPORT OF LABORATORY ANALYSIS

This report shall not be reproduced, except in full,
without the written consent of Pace Analytical Services, LLC.

Pace Analytical Services, LLC
9800 Kincey Ave. Suite 100
Huntersville, NC 28078
(704)875-9092

QUALITY CONTROL DATA

Project: 2020-LI-2448
Pace Project No.: 92493905

QC Batch: 564487
QC Batch Method: EPA 3010A
Analysis Method: EPA 6010D
Analysis Description: 6010 MET
Laboratory: Pace Analytical Services - Asheville
Associated Lab Samples: 92493905001, 92493905002

METHOD BLANK: 2992317 Matrix: Water
Associated Lab Samples: 92493905001, 92493905002

Parameter	Units	Blank Result	Reporting Limit	Analyzed	Qualifiers
Lead	ug/L	ND	5.0	09/04/20 08:54	

LABORATORY CONTROL SAMPLE: 2992318

Parameter	Units	Spike Conc.	LCS Result	LCS % Rec	% Rec Limits	Qualifiers
Lead	ug/L	500	508	102	80-120	

MATRIX SPIKE & MATRIX SPIKE DUPLICATE: 2992319 2992320

Parameter	Units	92493878001 Result	MS Spike Conc.	MSD Spike Conc.	MS Result	MSD Result	MS % Rec	MSD % Rec	% Rec Limits	RPD	Qual
Lead	ug/L	11.6	500	500	528	542	103	106	75-125	3	

Results presented on this page are in the units indicated by the "Units" column except where an alternate unit is presented to the right of the result.

REPORT OF LABORATORY ANALYSIS

This report shall not be reproduced, except in full,
without the written consent of Pace Analytical Services, LLC.

Pace Analytical Services, LLC
9800 Kincey Ave. Suite 100
Huntersville, NC 28078
(704)875-9092

QUALITY CONTROL DATA

Project: 2020-LI-2448
Pace Project No.: 92493905

QC Batch: 564438
QC Batch Method: SM 6200B
Analysis Method: SM 6200B
Analysis Description: 6200B MSV
Laboratory: Pace Analytical Services - Charlotte
Associated Lab Samples: 92493905001, 92493905002, 92493905003

METHOD BLANK: 2992122 Matrix: Water
Associated Lab Samples: 92493905001, 92493905002, 92493905003

Parameter	Units	Blank Result	Reporting Limit	Analyzed	Qualifiers
1,1,1,2-Tetrachloroethane	ug/L	ND	0.50	09/04/20 01:23	
1,1,1-Trichloroethane	ug/L	ND	0.50	09/04/20 01:23	
1,1,2,2-Tetrachloroethane	ug/L	ND	0.50	09/04/20 01:23	
1,1,2-Trichloroethane	ug/L	ND	0.50	09/04/20 01:23	
1,1-Dichloroethane	ug/L	ND	0.50	09/04/20 01:23	
1,1-Dichloroethene	ug/L	ND	0.50	09/04/20 01:23	
1,1-Dichloropropene	ug/L	ND	0.50	09/04/20 01:23	
1,2,3-Trichlorobenzene	ug/L	ND	2.0	09/04/20 01:23	
1,2,3-Trichloropropane	ug/L	ND	0.50	09/04/20 01:23	
1,2,4-Trichlorobenzene	ug/L	ND	2.0	09/04/20 01:23	
1,2,4-Trimethylbenzene	ug/L	ND	0.50	09/04/20 01:23	
1,2-Dibromo-3-chloropropane	ug/L	ND	1.0	09/04/20 01:23	
1,2-Dibromoethane (EDB)	ug/L	ND	0.50	09/04/20 01:23	
1,2-Dichlorobenzene	ug/L	ND	0.50	09/04/20 01:23	
1,2-Dichloroethane	ug/L	ND	0.50	09/04/20 01:23	
1,2-Dichloropropane	ug/L	ND	0.50	09/04/20 01:23	
1,3,5-Trimethylbenzene	ug/L	ND	0.50	09/04/20 01:23	
1,3-Dichlorobenzene	ug/L	ND	0.50	09/04/20 01:23	
1,3-Dichloropropane	ug/L	ND	0.50	09/04/20 01:23	
1,4-Dichlorobenzene	ug/L	ND	0.50	09/04/20 01:23	
2,2-Dichloropropane	ug/L	ND	0.50	09/04/20 01:23	
2-Chlorotoluene	ug/L	ND	0.50	09/04/20 01:23	
4-Chlorotoluene	ug/L	ND	0.50	09/04/20 01:23	
Benzene	ug/L	ND	0.50	09/04/20 01:23	
Bromobenzene	ug/L	ND	0.50	09/04/20 01:23	
Bromochloromethane	ug/L	ND	0.50	09/04/20 01:23	
Bromodichloromethane	ug/L	ND	0.50	09/04/20 01:23	
Bromoform	ug/L	ND	0.50	09/04/20 01:23	
Bromomethane	ug/L	ND	5.0	09/04/20 01:23	
Carbon tetrachloride	ug/L	ND	0.50	09/04/20 01:23	
Chlorobenzene	ug/L	ND	0.50	09/04/20 01:23	
Chloroethane	ug/L	ND	1.0	09/04/20 01:23	
Chloroform	ug/L	ND	0.50	09/04/20 01:23	
Chloromethane	ug/L	ND	1.0	09/04/20 01:23	
cis-1,2-Dichloroethene	ug/L	ND	0.50	09/04/20 01:23	
cis-1,3-Dichloropropene	ug/L	ND	0.50	09/04/20 01:23	
Dibromochloromethane	ug/L	ND	0.50	09/04/20 01:23	
Dibromomethane	ug/L	ND	0.50	09/04/20 01:23	
Dichlorodifluoromethane	ug/L	ND	0.50	09/04/20 01:23	
Diisopropyl ether	ug/L	ND	0.50	09/04/20 01:23	

Results presented on this page are in the units indicated by the "Units" column except where an alternate unit is presented to the right of the result.

REPORT OF LABORATORY ANALYSIS

This report shall not be reproduced, except in full,
without the written consent of Pace Analytical Services, LLC.

Pace Analytical Services, LLC
9800 Kincey Ave. Suite 100
Huntersville, NC 28078
(704)875-9092

QUALITY CONTROL DATA

Project: 2020-LI-2448
Pace Project No.: 92493905

METHOD BLANK: 2992122 Matrix: Water
Associated Lab Samples: 92493905001, 92493905002, 92493905003

Parameter	Units	Blank Result	Reporting Limit	Analyzed	Qualifiers
Ethylbenzene	ug/L	ND	0.50	09/04/20 01:23	
Hexachloro-1,3-butadiene	ug/L	ND	2.0	09/04/20 01:23	
Isopropylbenzene (Cumene)	ug/L	ND	0.50	09/04/20 01:23	
m&p-Xylene	ug/L	ND	1.0	09/04/20 01:23	
Methyl-tert-butyl ether	ug/L	ND	0.50	09/04/20 01:23	
Methylene Chloride	ug/L	ND	2.0	09/04/20 01:23	
n-Butylbenzene	ug/L	ND	0.50	09/04/20 01:23	
n-Propylbenzene	ug/L	ND	0.50	09/04/20 01:23	
Naphthalene	ug/L	ND	2.0	09/04/20 01:23	
o-Xylene	ug/L	ND	0.50	09/04/20 01:23	
sec-Butylbenzene	ug/L	ND	0.50	09/04/20 01:23	
Styrene	ug/L	ND	0.50	09/04/20 01:23	
tert-Butylbenzene	ug/L	ND	0.50	09/04/20 01:23	
Tetrachloroethene	ug/L	ND	0.50	09/04/20 01:23	
Toluene	ug/L	ND	0.50	09/04/20 01:23	
trans-1,2-Dichloroethene	ug/L	ND	0.50	09/04/20 01:23	
trans-1,3-Dichloropropene	ug/L	ND	0.50	09/04/20 01:23	
Trichloroethene	ug/L	ND	0.50	09/04/20 01:23	
Trichlorofluoromethane	ug/L	ND	1.0	09/04/20 01:23	
Vinyl chloride	ug/L	ND	1.0	09/04/20 01:23	
1,2-Dichloroethane-d4 (S)	%	105	70-130	09/04/20 01:23	
4-Bromofluorobenzene (S)	%	100	70-130	09/04/20 01:23	
Toluene-d8 (S)	%	103	70-130	09/04/20 01:23	

LABORATORY CONTROL SAMPLE: 2992123

Parameter	Units	Spike Conc.	LCS Result	LCS % Rec	% Rec Limits	Qualifiers
1,1,1,2-Tetrachloroethane	ug/L	50	57.1	114	60-140	
1,1,1-Trichloroethane	ug/L	50	54.9	110	60-140	
1,1,2,2-Tetrachloroethane	ug/L	50	51.6	103	60-140	
1,1,2-Trichloroethane	ug/L	50	53.8	108	60-140	
1,1-Dichloroethane	ug/L	50	48.9	98	60-140	
1,1-Dichloroethene	ug/L	50	49.2	98	60-140	
1,1-Dichloropropene	ug/L	50	51.7	103	60-140	
1,2,3-Trichlorobenzene	ug/L	50	54.2	108	60-140	
1,2,3-Trichloropropane	ug/L	50	53.9	108	60-140	
1,2,4-Trichlorobenzene	ug/L	50	55.2	110	60-140	
1,2,4-Trimethylbenzene	ug/L	50	50.9	102	60-140	
1,2-Dibromo-3-chloropropane	ug/L	50	50.7	101	60-140	
1,2-Dibromoethane (EDB)	ug/L	50	55.1	110	60-140	
1,2-Dichlorobenzene	ug/L	50	51.1	102	60-140	
1,2-Dichloroethane	ug/L	50	45.0	90	60-140	
1,2-Dichloropropane	ug/L	50	52.0	104	60-140	
1,3,5-Trimethylbenzene	ug/L	50	51.3	103	60-140	

Results presented on this page are in the units indicated by the "Units" column except where an alternate unit is presented to the right of the result.

REPORT OF LABORATORY ANALYSIS

This report shall not be reproduced, except in full,
without the written consent of Pace Analytical Services, LLC.

Pace Analytical Services, LLC
9800 Kincey Ave. Suite 100
Huntersville, NC 28078
(704)875-9092

QUALITY CONTROL DATA

Project: 2020-LI-2448
Pace Project No.: 92493905

LABORATORY CONTROL SAMPLE: 2992123

Parameter	Units	Spike Conc.	LCS Result	LCS % Rec	% Rec Limits	Qualifiers
1,3-Dichlorobenzene	ug/L	50	51.9	104	60-140	
1,3-Dichloropropane	ug/L	50	53.6	107	60-140	
1,4-Dichlorobenzene	ug/L	50	50.5	101	60-140	
2,2-Dichloropropane	ug/L	50	50.2	100	60-140	
2-Chlorotoluene	ug/L	50	51.7	103	60-140	
4-Chlorotoluene	ug/L	50	48.7	97	60-140	
Benzene	ug/L	50	49.6	99	60-140	
Bromobenzene	ug/L	50	51.6	103	60-140	
Bromochloromethane	ug/L	50	51.2	102	60-140	
Bromodichloromethane	ug/L	50	49.4	99	60-140	
Bromoform	ug/L	50	45.5	91	60-140	
Bromomethane	ug/L	50	61.7	123	60-140	
Carbon tetrachloride	ug/L	50	56.1	112	60-140	
Chlorobenzene	ug/L	50	49.9	100	60-140	
Chloroethane	ug/L	50	44.1	88	60-140	
Chloroform	ug/L	50	47.6	95	60-140	
Chloromethane	ug/L	50	42.0	84	60-140	
cis-1,2-Dichloroethene	ug/L	50	47.9	96	60-140	
cis-1,3-Dichloropropene	ug/L	50	57.7	115	60-140	
Dibromochloromethane	ug/L	50	48.8	98	60-140	
Dibromomethane	ug/L	50	53.1	106	60-140	
Dichlorodifluoromethane	ug/L	50	41.5	83	60-140	
Diisopropyl ether	ug/L	50	48.4	97	60-140	
Ethylbenzene	ug/L	50	48.3	97	60-140	
Hexachloro-1,3-butadiene	ug/L	50	54.4	109	60-140	
Isopropylbenzene (Cumene)	ug/L	50	50.0	100	60-140	
m&p-Xylene	ug/L	100	98.5	99	60-140	
Methyl-tert-butyl ether	ug/L	50	51.4	103	60-140	
Methylene Chloride	ug/L	50	48.8	98	60-140	
n-Butylbenzene	ug/L	50	51.4	103	60-140	
n-Propylbenzene	ug/L	50	49.7	99	60-140	
Naphthalene	ug/L	50	54.1	108	60-140	
o-Xylene	ug/L	50	48.9	98	60-140	
sec-Butylbenzene	ug/L	50	50.3	101	60-140	
Styrene	ug/L	50	51.2	102	60-140	
tert-Butylbenzene	ug/L	50	44.4	89	60-140	
Tetrachloroethene	ug/L	50	49.7	99	60-140	
Toluene	ug/L	50	48.0	96	60-140	
trans-1,2-Dichloroethene	ug/L	50	50.4	101	60-140	
trans-1,3-Dichloropropene	ug/L	50	55.9	112	60-140	
Trichloroethene	ug/L	50	54.8	110	60-140	
Trichlorofluoromethane	ug/L	50	44.3	89	60-140	
Vinyl chloride	ug/L	50	44.1	88	60-140	
1,2-Dichloroethane-d4 (S)	%			97	70-130	
4-Bromofluorobenzene (S)	%			100	70-130	
Toluene-d8 (S)	%			99	70-130	

Results presented on this page are in the units indicated by the "Units" column except where an alternate unit is presented to the right of the result.

REPORT OF LABORATORY ANALYSIS

This report shall not be reproduced, except in full,
without the written consent of Pace Analytical Services, LLC.

Pace Analytical Services, LLC
9800 Kincey Ave. Suite 100
Huntersville, NC 28078
(704)875-9092

QUALITY CONTROL DATA

Project: 2020-LI-2448
Pace Project No.: 92493905

MATRIX SPIKE & MATRIX SPIKE DUPLICATE: 2992124 2992125

Parameter	Units	92493140002 Result	MS Spike Conc.	MSD Spike Conc.	MS Result	MSD Result	MS % Rec	MSD % Rec	% Rec Limits	RPD	Qual
1,1,1,2-Tetrachloroethane	ug/L	ND	200	200	218	221	109	111	60-140	2	
1,1,1-Trichloroethane	ug/L	ND	200	200	260	246	130	123	60-140	6	
1,1,2,2-Tetrachloroethane	ug/L	ND	200	200	217	217	109	109	60-140	0	
1,1,2-Trichloroethane	ug/L	ND	200	200	226	222	113	111	60-140	2	
1,1-Dichloroethane	ug/L	ND	200	200	237	227	118	114	60-140	4	
1,1-Dichloroethene	ug/L	ND	200	200	244	238	122	119	60-140	2	
1,1-Dichloropropene	ug/L	ND	200	200	249	236	125	118	60-140	6	
1,2,3-Trichlorobenzene	ug/L	ND	200	200	210	230	105	115	60-140	9	
1,2,3-Trichloropropane	ug/L	ND	200	200	227	239	114	119	60-140	5	
1,2,4-Trichlorobenzene	ug/L	ND	200	200	228	234	114	117	60-140	3	
1,2,4-Trimethylbenzene	ug/L	807	200	200	1050	1060	121	125	60-140	1	
1,2-Dibromo-3-chloropropane	ug/L	ND	200	200	184	192	92	96	60-140	4	
1,2-Dibromoethane (EDB)	ug/L	ND	200	200	223	227	111	113	60-140	2	
1,2-Dichlorobenzene	ug/L	ND	200	200	216	223	108	111	60-140	3	
1,2-Dichloroethane	ug/L	ND	200	200	213	204	107	102	60-140	5	
1,2-Dichloropropane	ug/L	ND	200	200	236	226	118	113	60-140	4	
1,3,5-Trimethylbenzene	ug/L	ND	200	200	446	450	223	225	60-140	1	M1
1,3-Dichlorobenzene	ug/L	ND	200	200	225	228	112	114	60-140	1	
1,3-Dichloropropane	ug/L	ND	200	200	229	226	115	113	60-140	1	
1,4-Dichlorobenzene	ug/L	ND	200	200	231	227	115	113	60-140	2	
2,2-Dichloropropane	ug/L	ND	200	200	190	197	95	98	60-140	3	
2-Chlorotoluene	ug/L	ND	200	200	241	240	120	120	60-140	0	
4-Chlorotoluene	ug/L	ND	200	200	221	218	110	109	60-140	1	
Benzene	ug/L	465	200	200	709	703	122	119	60-140	1	
Bromobenzene	ug/L	ND	200	200	224	230	112	115	60-140	2	
Bromochloromethane	ug/L	ND	200	200	245	236	122	118	60-140	4	
Bromodichloromethane	ug/L	ND	200	200	207	205	104	103	60-140	1	
Bromoform	ug/L	ND	200	200	179	189	90	94	60-140	5	
Bromomethane	ug/L	ND	200	200	184	199	92	100	60-140	8	
Carbon tetrachloride	ug/L	ND	200	200	229	241	115	121	60-140	5	
Chlorobenzene	ug/L	ND	200	200	220	221	110	111	60-140	1	
Chloroethane	ug/L	ND	200	200	243	223	122	112	60-140	9	
Chloroform	ug/L	ND	200	200	226	216	113	108	60-140	4	
Chloromethane	ug/L	ND	200	200	197	180	99	90	60-140	9	
cis-1,2-Dichloroethene	ug/L	ND	200	200	231	219	116	109	60-140	6	
cis-1,3-Dichloropropene	ug/L	ND	200	200	231	229	116	115	60-140	1	
Dibromochloromethane	ug/L	ND	200	200	198	201	99	101	60-140	2	
Dibromomethane	ug/L	ND	200	200	226	225	113	113	60-140	0	
Dichlorodifluoromethane	ug/L	ND	200	200	202	200	101	100	60-140	1	
Diisopropyl ether	ug/L	5.4	200	200	225	219	110	107	60-140	3	
Ethylbenzene	ug/L	255	200	200	479	483	112	114	60-140	1	
Hexachloro-1,3-butadiene	ug/L	ND	200	200	204	217	102	108	60-140	6	
Isopropylbenzene (Cumene)	ug/L	29.5	200	200	252	254	111	112	60-140	1	
m&p-Xylene	ug/L	1160	400	400	1620	1620	115	113	60-140	0	
Methyl-tert-butyl ether	ug/L	ND	200	200	223	210	111	105	60-140	6	
Methylene Chloride	ug/L	ND	200	200	244	228	122	114	60-140	7	

Results presented on this page are in the units indicated by the "Units" column except where an alternate unit is presented to the right of the result.

REPORT OF LABORATORY ANALYSIS

This report shall not be reproduced, except in full,
without the written consent of Pace Analytical Services, LLC.

Pace Analytical Services, LLC
9800 Kincey Ave. Suite 100
Huntersville, NC 28078
(704)875-9092

QUALITY CONTROL DATA

Project: 2020-LI-2448
Pace Project No.: 92493905

MATRIX SPIKE & MATRIX SPIKE DUPLICATE: 2992124 2992125

Parameter	Units	92493140002 Result	MS Spike Conc.	MSD Spike Conc.	MS Result	MSD Result	MS % Rec	MSD % Rec	% Rec Limits	RPD	Qual
n-Butylbenzene	ug/L	ND	200	200	253	295	127	148	60-140	15	M1
n-Propylbenzene	ug/L	ND	200	200	290	292	145	146	60-140	1	M1
Naphthalene	ug/L	138	200	200	368	382	115	122	60-140	4	
o-Xylene	ug/L	560	200	200	775	778	108	109	60-140	0	
sec-Butylbenzene	ug/L	ND	200	200	240	236	120	118	60-140	2	
Styrene	ug/L	ND	200	200	232	230	116	115	60-140	1	
tert-Butylbenzene	ug/L	ND	200	200	203	202	101	101	60-140	0	
Tetrachloroethene	ug/L	ND	200	200	225	231	113	115	60-140	2	
Toluene	ug/L	1600	200	200	1820	1800	109	99	60-140	1	
trans-1,2-Dichloroethene	ug/L	ND	200	200	244	234	122	117	60-140	4	
trans-1,3-Dichloropropene	ug/L	ND	200	200	210	214	105	107	60-140	2	
Trichloroethene	ug/L	ND	200	200	255	245	128	123	60-140	4	
Trichlorofluoromethane	ug/L	ND	200	200	215	211	107	105	60-140	2	
Vinyl chloride	ug/L	ND	200	200	211	201	106	101	60-140	5	
1,2-Dichloroethane-d4 (S)	%						98	99	70-130		
4-Bromofluorobenzene (S)	%						99	99	70-130		
Toluene-d8 (S)	%						98	97	70-130		

Results presented on this page are in the units indicated by the "Units" column except where an alternate unit is presented to the right of the result.

REPORT OF LABORATORY ANALYSIS

This report shall not be reproduced, except in full,
without the written consent of Pace Analytical Services, LLC.

Pace Analytical Services, LLC
9800 Kincey Ave. Suite 100
Huntersville, NC 28078
(704)875-9092

QUALIFIERS

Project: 2020-LI-2448
Pace Project No.: 92493905

DEFINITIONS

DF - Dilution Factor, if reported, represents the factor applied to the reported data due to dilution of the sample aliquot.

ND - Not Detected at or above adjusted reporting limit.

TNTC - Too Numerous To Count

J - Estimated concentration above the adjusted method detection limit and below the adjusted reporting limit.

MDL - Adjusted Method Detection Limit.

PQL - Practical Quantitation Limit.

RL - Reporting Limit - The lowest concentration value that meets project requirements for quantitative data with known precision and bias for a specific analyte in a specific matrix.

S - Surrogate

1,2-Diphenylhydrazine decomposes to and cannot be separated from Azobenzene using Method 8270. The result for each analyte is a combined concentration.

Consistent with EPA guidelines, unrounded data are displayed and have been used to calculate % recovery and RPD values.

LCS(D) - Laboratory Control Sample (Duplicate)

MS(D) - Matrix Spike (Duplicate)

DUP - Sample Duplicate

RPD - Relative Percent Difference

NC - Not Calculable.

SG - Silica Gel - Clean-Up

U - Indicates the compound was analyzed for, but not detected.

Acid preservation may not be appropriate for 2 Chloroethylvinyl ether.

A separate vial preserved to a pH of 4-5 is recommended in SW846 Chapter 4 for the analysis of Acrolein and Acrylonitrile by EPA Method 8260.

N-Nitrosodiphenylamine decomposes and cannot be separated from Diphenylamine using Method 8270. The result reported for each analyte is a combined concentration.

Pace Analytical is TNI accredited. Contact your Pace PM for the current list of accredited analytes.

TNI - The NELAC Institute.

ANALYTE QUALIFIERS

M1 Matrix spike recovery exceeded QC limits. Batch accepted based on laboratory control sample (LCS) recovery.

This report shall not be reproduced, except in full,
without the written consent of Pace Analytical Services, LLC.

Pace Analytical Services, LLC
9800 Kincey Ave. Suite 100
Huntersville, NC 28078
(704)875-9092

QUALITY CONTROL DATA CROSS REFERENCE TABLE

Project: 2020-LI-2448
Pace Project No.: 92493905

Lab ID	Sample ID	QC Batch Method	QC Batch	Analytical Method	Analytical Batch
92493905001	**FD_09_02_20**	MADEPV	1538267	MADEP VPH	1538267
92493905002	**Field_Blank**	MADEPV	1538267	MADEP VPH	1538267
92493905002	**Field_Blank**	MADEPV	1538715	MADEP VPH	1538715
92493905001	**FD_09_02_20**	EPA 3010A	564487	EPA 6010D	564500
92493905002	**Field_Blank**	EPA 3010A	564487	EPA 6010D	564500
92493905001	**FD_09_02_20**	SM 6200B	564438		
92493905002	**Field_Blank**	SM 6200B	564438		
92493905003	**Trip_Blank**	SM 6200B	564438		

This report shall not be reproduced, except in full,
without the written consent of Pace Analytical Services, LLC.

Pace Analytical®

CHAIN-OF-CUSTODY Analytical Request Document

Chain-of-Custody is a LEGAL DOCUMENT - Complete all relevent fields

LAB USE ONLY

WO# : 92493905

92493905

Container Pre

Company: APex Companies

Address:

Billing Information:

Report To: Andrew Street

Email To: Andrew Street / Emily Little

Copy To:

Site Collection Info/Address:

Customer Project Name/Number: 2020-L1-2448

State: MC / County/City: Huntersville

Time Zone Collected: [ ] PT [ ] MT [ ] CT [✓] ET

Phone:
Email:

Site/Facility ID #:

Compliance Monitoring? [ ] Yes [ ] No

Collected By (print): Matthew Fraioli

Purchase Order #:
Quote #:

DW PWS ID #:
DW Location Code:

Collected By (signature): [signature]

Turnaround Date Required: ASAP

Immediately Packed on Ice: [✓] Yes [ ] No

Sample Disposal:
[ ] Dispose as appropriate [ ] Return
[ ] Archive: _____
[ ] Hold: _____

Rush: [✓] Same Day [ ] Next Day
[ ] 2 Day [ ] 3 Day [ ] 4 Day [ ] 5 Day
(Expedite Charges Apply)

Field Filtered (if applicable): [ ] Yes [ ] No

Analysis: _____

* Matrix Codes (Insert in Matrix box below): Drinking Water (DW), Ground Water (GW), Wastewater (WW), Product (P), Soil/Solid (SL), Oil (OL), Wipe (WP), Air (AR), Tissue (TS), Bioassay (B), Vapor (V), Other (OT)

** Preservative Types: (1) nitric acid, (2) sulfuric acid, (3) hydrochloric acid, (4) sodium hydroxide, (5) zinc acetate, (6) methanol, (7) sodium bisulfate, (8) sodium thiosulfate, (9) hexane, (A) ascorbic acid, (B) ammonium sulfate, (C) ammonium hydroxide, (D) TSP, (U) Unpreserved, (O) Other _____

Analyses

Customer Sample ID	Matrix *	Comp / Grab	Collected (or Composite Start) Date	Collected (or Composite Start) Time	Composite End Date	Composite End Time	Res Cl	# of Ctns	SM 6200B VOCs	Lead	MADEP VPH								Lab Profile/Line:
FD_09_02_20	DW	G	09/02	1845				8	X	X	X								001
Field Blank			09/02	1832					X	X	X								002
Trip Blank			09/02						X										003

Lab Sample Receipt Checklist:

Custody Seals Present/Intact	Y	N	NA
Custody Signatures Present	Y	N	NA
Collector Signature Present	Y	N	NA
Bottles Intact	Y	N	NA
Correct Bottles	Y	N	NA
Sufficient Volume	Y	N	NA
Samples Received on Ice	Y	N	NA
VOA - Headspace Acceptable	Y	N	NA
USDA Regulated Soils	Y	N	NA
Samples in Holding Time	Y	N	NA
Residual Chlorine Present	Y	N	NA
Cl Strips: _____			
Sample pH Acceptable	Y	N	NA
pH Strips: _____			
Sulfide Present	Y	N	NA
Lead Acetate Strips: _____			

LAB USE ONLY:
Lab Sample # / Comments:

92493905

Customer Remarks / Special Conditions / Possible Hazards:

Type of Ice Used: Wet Blue Dry None

Packing Material Used: B/B Ag

Radchem sample(s) screened (<500 cpm): Y N NA

SHORT HOLDS PRESENT (<72 hours): Y N N/A

Lab Tracking #: 2539220

Samples received via: FEDEX UPS Client Courier Pace Courier

Lab Sample Temperature Info:
Temp Blank Received: Y N NA
Therm ID#: 012T061
Cooler 1 Temp Upon Receipt: 5.9 oC
Cooler 1 Therm Corr. Factor: 0 oC
Cooler 1 Corrected Temp: 5.9 oC
Comments:

Relinquished by/Company: (Signature)	Date/Time:	Received by/Company: (Signature)	Date/Time:
[signature] / Apex	2000 09/02/20	[signature]	9-3-20 645
[signature]	9-3-20 1339	B/B PACE HW	9-3-20 1339

MTJL LAB USE ONLY
Table #:
Acctnum:
Template:
Prelogin:
PM:
PB:

Trip Blank Received: Y N NA
HCL MeOH TSP Other

Non Conformance(s): YES / NO

Page: _____ of: _____

Pace Analytical®

CHAIN-OF-CUSTODY Analytical Request Document

Chain-of-Custody is a LEGAL DOCUMENT - Complete all relevent fields

LAB USE ONLY- Affix Workorder/Login Label Here or List Pace Workorder Number or MTJL Log-in Number Here

ALL SHADED AREAS are for LAB USE ONLY

Company: Apex Companies	Billing Information:
Address:	
Report To: Andrew Street	Email To: Andrew Street / Emily Little
Copy To:	Site Collection Info/Address:
Customer Project Name/Number: 220-11-2448	State: MC / Huntersville County/City: Time Zone Collected: [ ] PT [ ] MT [ ] CT [✓] ET
Phone: Email:	Site/Facility ID #: Compliance Monitoring? [ ] Yes [ ] No
Collected By (print): Matthew Fraioli	Purchase Order #: Quote #: DW PWS ID #: DW Location Code:
Collected By (signature):	Turnaround Date Required: ASAP Immediately Packed on Ice: [ ] Yes [ ] No
Sample Disposal: [ ] Dispose as appropriate [ ] Return [ ] Archive: _____ [ ] Hold: _____	Rush: [ ] Same Day [ ] Next Day [ ] 2 Day [ ] 3 Day [ ] 4 Day [ ] 5 Day (Expedite Charges Apply) Field Filtered (if applicable): [ ] Yes [ ] No Analysis: _____

Container Preservative Type **

Lab Project Manager:

** Preservative Types: (1) nitric acid, (2) sulfuric acid, (3) hydrochloric acid, (4) sodium hydroxide, (5) zinc acetate, (6) methanol, (7) sodium bisulfate, (8) sodium thiosulfate, (9) hexane, (A) ascorbic acid, (B) ammonium sulfate, (C) ammonium hydroxide, (D) TSP, (U) Unpreserved, (O) Other _____

* Matrix Codes (Insert in Matrix box below): Drinking Water (DW), Ground Water (GW), Wastewater (WW), Product (P), Soil/Solid (SL), Oil (OL), Wipe (WP), Air (AR), Tissue (TS), Bioassay (B), Vapor (V), Other (OT)

Customer Sample ID	Matrix *	Comp / Grab	Collected (or Composite Start) Date	Collected (or Composite Start) Time	Composite End Date	Composite End Time	Res Cl	# of Ctns	Analyses: SM 6200B VOCs	Lead	MADEP VPH								Lab Profile/Line:
FD_09_02_20	DW	G	09/02	1845				8	X	X	X								001
Field Blank			09/02	1932					X	X	X								002
Prep Blank			09/02						X										003

Lab Sample Receipt Checklist:

Custody Seals Present/Intact	Y N NA
Custody Signatures Present	Y N NA
Collector Signature Present	Y N NA
Bottles Intact	Y N NA
Correct Bottles	Y N NA
Sufficient Volume	Y N NA
Samples Received on Ice	Y N NA
VOA - Headspace Acceptable	Y N NA
USDA Regulated Soils	Y N NA
Samples in Holding Time	Y N NA
Residual Chlorine Present	Y N NA
Cl Strips: _____	
Sample pH Acceptable	Y N NA
pH Strips: _____	
Sulfide Present	Y N NA
Lead Acetate Strips: _____	

LAB USE ONLY:
Lab Sample # / Comments:
92497905

Customer Remarks / Special Conditions / Possible Hazards:

Type of Ice Used: Wet Blue Dry None

Packing Material Used: B/Bag

Radchem sample(s) screened (<500 cpm): Y N NA

SHORT HOLDS PRESENT (<72 hours): Y N N/A

Lab Tracking #: 2539220

Samples received via: FEDEX UPS Client Courier Pace Courier

Lab Sample Temperature Info:
Temp Blank Received: Y N NA
Therm ID#: 012T061
Cooler 1 Temp Upon Receipt: _____ oC
Cooler 1 Therm Corr. Factor: _____ oC
Cooler 1 Corrected Temp: _____ oC
Comments:

Relinquished by/Company: (Signature)	Date/Time:	Received by/Company: (Signature)	Date/Time:
Apex	09/2/20 2000		
Relinquished by/Company: (Signature)	Date/Time: 9.3.20 1339	Received by/Company: (Signature) B/B DACE HW	Date/Time: 9/3/20 13:39
Relinquished by/Company: (Signature)	Date/Time:	Received by/Company: (Signature)	Date/Time:

MTJL LAB USE ONLY

Table #:
Acctnum:
Template:
Prelogin:
PM:
PB:

Trip Blank Received: Y N NA
HCL MeOH TSP Other

Non Conformance(s): YES / NO

Page: _____ of: _____

Pace Analytical®	Document Name: Sample Condition Upon Receipt(SCUR)	Document Revised: February 7, 2018 Page 1 of 2
	Document No.: F-CAR-CS-033-Rev.06	Issuing Authority: Pace Carolinas Quality Office

***Check mark top half of box if pH and/or dechlorination is verified and within the acceptance range for preservation samples.**

Exceptions: VOA, Coliform, TOC, Oil and Grease, DRO/8015 (water) DOC, LLHg

****Bottom half of box is to list number of bottle**

Project # WO# : 92493905

PM: AMB Due Date: 09/04/20

CLIENT: 92-APEX MOOR

Item#	BP4U-125 mL Plastic Unpreserved (N/A) (Cl-)	BP3U-250 mL Plastic Unpreserved (N/A)	BP2U-500 mL Plastic Unpreserved (N/A)	BP1U-1 liter Plastic Unpreserved (N/A)	BP4S-125 mL Plastic H2SO4 (pH < 2) (Cl-)	BP3N-250 mL plastic HNO3 (pH < 2)	BP4Z-125 mL Plastic ZN Acetate & NaOH (>9)	BP4C-125 mL Plastic NaOH (pH > 12) (Cl-)	WGFU-Wide-mouthed Glass jar Unpreserved	AG1U-1 liter Amber Unpreserved (N/A) (Cl-)	AG1H-1 liter Amber HCl (pH < 2)	AG3U-250 mL Amber Unpreserved (N/A) (Cl-	AG1S-1 liter Amber H2SO4 (pH < 2)	AG3S-250 mL Amber H2SO4 (pH < 2)	AG3A(DG3A)-250 mL Amber NH4Cl (N/A)(Cl-)	DG9H-40 mL VOA HCl (N/A)	VG9T-40 mL VOA Na2S2O3 (N/A)	VG9U-40 mL VOA Unp (N/A)	DG9P-40 mL VOA H3PO4 (N/A)	VOAK (6 vials per kit)-5035 kit (N/A)	V/GK (3 vials per kit)-VPH/Gas kit (N/A)	SP5T-125 mL Sterile Plastic (N/A – lab)	SP2T-250 mL Sterile Plastic (N/A – lab)		BP3A-250 mL Plastic (NH2)2SO4 (9.3-9.7)	AG0U-100 mL Amber Unpreserved vials (N/A)	VSGU-20 mL Scintillation vials (N/A)	DG9U-40 mL Amber Unpreserved vials (N/A)
1						1										1													
2						1										1													
3																2													
4																													
5																													
6																													
7																													
8																													
9																													
10																													
11																													
12																													

pH Adjustment Log for Preserved Samples

Sample ID	Type of Preservative	pH upon receipt	Date preservation adjusted	Time preservation adjusted	Amount of Preservative added	Lot #

Note: Whenever there is a discrepancy affecting North Carolina compliance samples, a copy of this form will be sent to the North Carolina DEHNR Certification Office (I.e. Out of hold, Incorrect preservative, out of temp, incorrect containers.

Pace Analytical Services, LLC
9800 Kincey Ave. Suite 100
Huntersville, NC 28078
(704)875-9092

September 08, 2020

Andrew Street
Apex Companies - NC
5900 Northwoods Business Pkwy
Suite 5900-0
Charlotte, NC 28269

RE: Project: 2020-LI-2448
Pace Project No.: 92494126

Dear Andrew Street:

Enclosed are the analytical results for sample(s) received by the laboratory on September 04, 2020. The results relate only to the samples included in this report. Results reported herein conform to the applicable TNI/NELAC Standards and the laboratory's Quality Manual, where applicable, unless otherwise noted in the body of the report.

The test results provided in this final report were generated by each of the following laboratories within the Pace Network:

- Pace National - Mt. Juliet
- Pace Analytical Services - Asheville
- Pace Analytical Services - Charlotte

If you have any questions concerning this report, please feel free to contact me.

Sincerely,

Angela M. Baioni

Angela Baioni
angela.baioni@pacelabs.com
(704)875-9092
Project Manager

Enclosures

cc: J Culbreath, Colonial Pipeline Company
Robert Hughes, Colonial Pipeline
Margaret King, APEX Companies, LLC
Emily Little, Apex Companies
Jeff Morrison, Colonial Pipeline Company
Tom Naumann, APEX Companies - NC
Joe Nicolette, Montrose-EPS
Christopher Schultz, Apex Companies
J Tate, Colonial Pipeline Company
Alex Testoff, Montrose-EPS
Michael Verdon, Colonial Pipeline Company
JM Wyatt, Colonial Pipeline Company

REPORT OF LABORATORY ANALYSIS

This report shall not be reproduced, except in full,
without the written consent of Pace Analytical Services, LLC.

Pace Analytical Services, LLC
9800 Kincey Ave. Suite 100
Huntersville, NC 28078
(704)875-9092

CERTIFICATIONS

Project: 2020-LI-2448
Pace Project No.: 92494126

Pace Analytical Services National
12065 Lebanon Road, Mt. Juliet, TN 37122
Alabama Certification #: 40660
Alaska Certification 17-026
Arizona Certification #: AZ0612
Arkansas Certification #: 88-0469
California Certification #: 2932
Canada Certification #: 1461.01
Colorado Certification #: TN00003
Connecticut Certification #: PH-0197
DOD Certification: #1461.01
EPA# TN00003
Florida Certification #: E87487
Georgia DW Certification #: 923
Georgia Certification: NELAP
Idaho Certification #: TN00003
Illinois Certification #: 200008
Indiana Certification #: C-TN-01
Iowa Certification #: 364
Kansas Certification #: E-10277
Kentucky UST Certification #: 16
Kentucky Certification #: 90010
Louisiana Certification #: AI30792
Louisiana DW Certification #: LA180010
Maine Certification #: TN0002
Maryland Certification #: 324
Massachusetts Certification #: M-TN003
Michigan Certification #: 9958
Minnesota Certification #: 047-999-395
Mississippi Certification #: TN00003
Missouri Certification #: 340
Montana Certification #: CERT0086
Nebraska Certification #: NE-OS-15-05
Nevada Certification #: TN-03-2002-34
New Hampshire Certification #: 2975
New Jersey Certification #: TN002
New Mexico DW Certification
New York Certification #: 11742
North Carolina Aquatic Toxicity Certification #: 41
North Carolina Drinking Water Certification #: 21704
North Carolina Environmental Certificate #: 375
North Dakota Certification #: R-140
Ohio VAP Certification #: CL0069
Oklahoma Certification #: 9915
Oregon Certification #: TN200002
Pennsylvania Certification #: 68-02979
Rhode Island Certification #: LAO00356
South Carolina Certification #: 84004
South Dakota Certification
Tennessee DW/Chem/Micro Certification #: 2006
Texas Certification #: T 104704245-17-14
Texas Mold Certification #: LAB0152
USDA Soil Permit #: P330-15-00234
Utah Certification #: TN00003
Virginia Certification #: VT2006
Vermont Dept. of Health: ID# VT-2006
Virginia Certification #: 460132
Washington Certification #: C847
West Virginia Certification #: 233
Wisconsin Certification #: 9980939910
Wyoming UST Certification #: via A2LA 2926.01
A2LA-ISO 17025 Certification #: 1461.01
A2LA-ISO 17025 Certification #: 1461.02
AIHA-LAP/LLC EMLAP Certification #:100789

Pace Analytical Services Charlotte
9800 Kincey Ave. Ste 100, Huntersville, NC 28078
Louisiana/NELAP Certification # LA170028
North Carolina Drinking Water Certification #: 37706
North Carolina Field Services Certification #: 5342
North Carolina Wastewater Certification #: 12
South Carolina Certification #: 99006001
Florida/NELAP Certification #: E87627
Kentucky UST Certification #: 84
Virginia/VELAP Certification #: 460221

Pace Analytical Services Asheville
2225 Riverside Drive, Asheville, NC 28804
Florida/NELAP Certification #: E87648
Massachusetts Certification #: M-NC030
North Carolina Drinking Water Certification #: 37712
North Carolina Wastewater Certification #: 40
South Carolina Certification #: 99030001
Virginia/VELAP Certification #: 460222

REPORT OF LABORATORY ANALYSIS

This report shall not be reproduced, except in full,
without the written consent of Pace Analytical Services, LLC.

Pace Analytical Services, LLC
9800 Kincey Ave. Suite 100
Huntersville, NC 28078
(704)875-9092

SAMPLE ANALYTE COUNT

Project: 2020-LI-2448
Pace Project No.: 92494126

Lab ID	Sample ID	Method	Analysts	Analytes Reported	Laboratory
92494126001	**Field_Blank**	MADEP VPH	DWR	6	PAN
		EPA 6010D	DS	1	PASI-A
		SM 6200B	SAS	63	PASI-C
92494126002	**FD-090320**	MADEP VPH	DWR	6	PAN
		EPA 6010D	DS	1	PASI-A
		SM 6200B	SAS	63	PASI-C
92494126003	**Trip_Blank**	MADEP VPH	DWR	6	PAN
		SM 6200B	SAS	63	PASI-C

PAN = Pace National - Mt. Juliet
PASI-A = Pace Analytical Services - Asheville
PASI-C = Pace Analytical Services - Charlotte

REPORT OF LABORATORY ANALYSIS

This report shall not be reproduced, except in full,
without the written consent of Pace Analytical Services, LLC.

Pace Analytical Services, LLC
9800 Kincey Ave. Suite 100
Huntersville, NC 28078
(704)875-9092

ANALYTICAL RESULTS

Project: 2020-LI-2448
Pace Project No.: 92494126

Sample: Field_Blank **Lab ID: 92494126001** Collected: 09/03/20 17:55 Received: 09/04/20 13:44 Matrix: Water

Parameters	Results	Units	Report Limit	DF	Prepared	Analyzed	CAS No.	Qual
MADEPV	Analytical Method: MADEP VPH Preparation Method: MADEPV Pace National - Mt. Juliet							
Aliphatic (C05-C08)	ND	ug/L	100	1	09/06/20 09:18	09/06/20 09:18		
Aliphatic (C09-C12)	ND	ug/L	100	1	09/06/20 09:18	09/06/20 09:18		
Aromatic (C09-C10),Unadjusted	ND	ug/L	100	1	09/06/20 09:18	09/06/20 09:18	TPHC9C10A	
Total VPH	ND	ug/L	100	1	09/06/20 09:18	09/06/20 09:18	VPH	
Surrogates								
2,5-Dibromotoluene (FID)	93.5	%	70.0-130	1	09/06/20 09:18	09/06/20 09:18	615-59-8FID	
2,5-Dibromotoluene (PID)	90.3	%	70.0-130	1	09/06/20 09:18	09/06/20 09:18	615-59-8PID	
6010 MET ICP	Analytical Method: EPA 6010D Preparation Method: EPA 3010A Pace Analytical Services - Asheville							
Lead	ND	ug/L	5.0	1	09/05/20 01:12	09/07/20 18:22	7439-92-1	
6200B MSV	Analytical Method: SM 6200B Pace Analytical Services - Charlotte							
Benzene	ND	ug/L	0.50	1		09/05/20 02:48	71-43-2	
Bromobenzene	ND	ug/L	0.50	1		09/05/20 02:48	108-86-1	
Bromochloromethane	ND	ug/L	0.50	1		09/05/20 02:48	74-97-5	
Bromodichloromethane	ND	ug/L	0.50	1		09/05/20 02:48	75-27-4	
Bromoform	ND	ug/L	0.50	1		09/05/20 02:48	75-25-2	
Bromomethane	ND	ug/L	5.0	1		09/05/20 02:48	74-83-9	
n-Butylbenzene	ND	ug/L	0.50	1		09/05/20 02:48	104-51-8	
sec-Butylbenzene	ND	ug/L	0.50	1		09/05/20 02:48	135-98-8	
tert-Butylbenzene	ND	ug/L	0.50	1		09/05/20 02:48	98-06-6	
Carbon tetrachloride	ND	ug/L	0.50	1		09/05/20 02:48	56-23-5	
Chlorobenzene	ND	ug/L	0.50	1		09/05/20 02:48	108-90-7	
Chloroethane	ND	ug/L	1.0	1		09/05/20 02:48	75-00-3	
Chloroform	ND	ug/L	0.50	1		09/05/20 02:48	67-66-3	
Chloromethane	ND	ug/L	1.0	1		09/05/20 02:48	74-87-3	
2-Chlorotoluene	ND	ug/L	0.50	1		09/05/20 02:48	95-49-8	
4-Chlorotoluene	ND	ug/L	0.50	1		09/05/20 02:48	106-43-4	
1,2-Dibromo-3-chloropropane	ND	ug/L	1.0	1		09/05/20 02:48	96-12-8	
Dibromochloromethane	ND	ug/L	0.50	1		09/05/20 02:48	124-48-1	
1,2-Dibromoethane (EDB)	ND	ug/L	0.50	1		09/05/20 02:48	106-93-4	
Dibromomethane	ND	ug/L	0.50	1		09/05/20 02:48	74-95-3	
1,2-Dichlorobenzene	ND	ug/L	0.50	1		09/05/20 02:48	95-50-1	
1,3-Dichlorobenzene	ND	ug/L	0.50	1		09/05/20 02:48	541-73-1	
1,4-Dichlorobenzene	ND	ug/L	0.50	1		09/05/20 02:48	106-46-7	
Dichlorodifluoromethane	ND	ug/L	0.50	1		09/05/20 02:48	75-71-8	
1,1-Dichloroethane	ND	ug/L	0.50	1		09/05/20 02:48	75-34-3	
1,2-Dichloroethane	ND	ug/L	0.50	1		09/05/20 02:48	107-06-2	
1,1-Dichloroethene	ND	ug/L	0.50	1		09/05/20 02:48	75-35-4	
cis-1,2-Dichloroethene	ND	ug/L	0.50	1		09/05/20 02:48	156-59-2	
trans-1,2-Dichloroethene	ND	ug/L	0.50	1		09/05/20 02:48	156-60-5	
1,2-Dichloropropane	ND	ug/L	0.50	1		09/05/20 02:48	78-87-5	
1,3-Dichloropropane	ND	ug/L	0.50	1		09/05/20 02:48	142-28-9	
2,2-Dichloropropane	ND	ug/L	0.50	1		09/05/20 02:48	594-20-7	

REPORT OF LABORATORY ANALYSIS

This report shall not be reproduced, except in full,
without the written consent of Pace Analytical Services, LLC.

Pace Analytical Services, LLC
9800 Kincey Ave. Suite 100
Huntersville, NC 28078
(704)875-9092

ANALYTICAL RESULTS

Project: 2020-LI-2448
Pace Project No.: 92494126

Sample: Field_Blank **Lab ID: 92494126001** Collected: 09/03/20 17:55 Received: 09/04/20 13:44 Matrix: Water

Parameters	Results	Units	Report Limit	DF	Prepared	Analyzed	CAS No.	Qual
6200B MSV	Analytical Method: SM 6200B Pace Analytical Services - Charlotte							
1,1-Dichloropropene	ND	ug/L	0.50	1		09/05/20 02:48	563-58-6	
cis-1,3-Dichloropropene	ND	ug/L	0.50	1		09/05/20 02:48	10061-01-5	
trans-1,3-Dichloropropene	ND	ug/L	0.50	1		09/05/20 02:48	10061-02-6	
Diisopropyl ether	ND	ug/L	0.50	1		09/05/20 02:48	108-20-3	
Ethylbenzene	ND	ug/L	0.50	1		09/05/20 02:48	100-41-4	
Hexachloro-1,3-butadiene	ND	ug/L	2.0	1		09/05/20 02:48	87-68-3	
Isopropylbenzene (Cumene)	ND	ug/L	0.50	1		09/05/20 02:48	98-82-8	
Methylene Chloride	ND	ug/L	2.0	1		09/05/20 02:48	75-09-2	
Methyl-tert-butyl ether	ND	ug/L	0.50	1		09/05/20 02:48	1634-04-4	
Naphthalene	ND	ug/L	2.0	1		09/05/20 02:48	91-20-3	
n-Propylbenzene	ND	ug/L	0.50	1		09/05/20 02:48	103-65-1	
Styrene	ND	ug/L	0.50	1		09/05/20 02:48	100-42-5	
1,1,1,2-Tetrachloroethane	ND	ug/L	0.50	1		09/05/20 02:48	630-20-6	
1,1,2,2-Tetrachloroethane	ND	ug/L	0.50	1		09/05/20 02:48	79-34-5	
Tetrachloroethene	ND	ug/L	0.50	1		09/05/20 02:48	127-18-4	
Toluene	ND	ug/L	0.50	1		09/05/20 02:48	108-88-3	
1,2,3-Trichlorobenzene	ND	ug/L	2.0	1		09/05/20 02:48	87-61-6	
1,2,4-Trichlorobenzene	ND	ug/L	2.0	1		09/05/20 02:48	120-82-1	
1,1,1-Trichloroethane	ND	ug/L	0.50	1		09/05/20 02:48	71-55-6	
1,1,2-Trichloroethane	ND	ug/L	0.50	1		09/05/20 02:48	79-00-5	
Trichloroethene	ND	ug/L	0.50	1		09/05/20 02:48	79-01-6	
Trichlorofluoromethane	ND	ug/L	1.0	1		09/05/20 02:48	75-69-4	
1,2,3-Trichloropropane	ND	ug/L	0.50	1		09/05/20 02:48	96-18-4	
1,2,4-Trimethylbenzene	ND	ug/L	0.50	1		09/05/20 02:48	95-63-6	
1,3,5-Trimethylbenzene	ND	ug/L	0.50	1		09/05/20 02:48	108-67-8	
Vinyl chloride	ND	ug/L	1.0	1		09/05/20 02:48	75-01-4	
m&p-Xylene	ND	ug/L	1.0	1		09/05/20 02:48	179601-23-1	
o-Xylene	ND	ug/L	0.50	1		09/05/20 02:48	95-47-6	
Surrogates								
1,2-Dichloroethane-d4 (S)	103	%	70-130	1		09/05/20 02:48	17060-07-0	
4-Bromofluorobenzene (S)	105	%	70-130	1		09/05/20 02:48	460-00-4	
Toluene-d8 (S)	103	%	70-130	1		09/05/20 02:48	2037-26-5	

REPORT OF LABORATORY ANALYSIS

This report shall not be reproduced, except in full,
without the written consent of Pace Analytical Services, LLC.

Pace Analytical Services, LLC
9800 Kincey Ave. Suite 100
Huntersville, NC 28078
(704)875-9092

ANALYTICAL RESULTS

Project: 2020-LI-2448
Pace Project No.: 92494126

Sample: FD-090320 **Lab ID: 92494126002** Collected: 09/03/20 13:45 Received: 09/04/20 13:44 Matrix: Water

Parameters	Results	Units	Report Limit	DF	Prepared	Analyzed	CAS No.	Qual
MADEPV	Analytical Method: MADEP VPH Preparation Method: MADEPV Pace National - Mt. Juliet							
Aliphatic (C05-C08)	ND	ug/L	100	1	09/06/20 14:27	09/06/20 14:27		
Aliphatic (C09-C12)	ND	ug/L	100	1	09/06/20 14:27	09/06/20 14:27		
Aromatic (C09-C10),Unadjusted	ND	ug/L	100	1	09/06/20 14:27	09/06/20 14:27	TPHC9C10A	
Total VPH	ND	ug/L	100	1	09/06/20 14:27	09/06/20 14:27	VPH	
Surrogates								
2,5-Dibromotoluene (FID)	91.0	%	70.0-130	1	09/06/20 14:27	09/06/20 14:27	615-59-8FID	
2,5-Dibromotoluene (PID)	84.2	%	70.0-130	1	09/06/20 14:27	09/06/20 14:27	615-59-8PID	
6010 MET ICP	Analytical Method: EPA 6010D Preparation Method: EPA 3010A Pace Analytical Services - Asheville							
Lead	ND	ug/L	5.0	1	09/05/20 01:12	09/07/20 18:35	7439-92-1	
6200B MSV	Analytical Method: SM 6200B Pace Analytical Services - Charlotte							
Benzene	ND	ug/L	0.50	1		09/05/20 05:09	71-43-2	
Bromobenzene	ND	ug/L	0.50	1		09/05/20 05:09	108-86-1	
Bromochloromethane	ND	ug/L	0.50	1		09/05/20 05:09	74-97-5	
Bromodichloromethane	ND	ug/L	0.50	1		09/05/20 05:09	75-27-4	
Bromoform	ND	ug/L	0.50	1		09/05/20 05:09	75-25-2	
Bromomethane	ND	ug/L	5.0	1		09/05/20 05:09	74-83-9	
n-Butylbenzene	ND	ug/L	0.50	1		09/05/20 05:09	104-51-8	
sec-Butylbenzene	ND	ug/L	0.50	1		09/05/20 05:09	135-98-8	
tert-Butylbenzene	ND	ug/L	0.50	1		09/05/20 05:09	98-06-6	
Carbon tetrachloride	ND	ug/L	0.50	1		09/05/20 05:09	56-23-5	
Chlorobenzene	ND	ug/L	0.50	1		09/05/20 05:09	108-90-7	
Chloroethane	ND	ug/L	1.0	1		09/05/20 05:09	75-00-3	
Chloroform	ND	ug/L	0.50	1		09/05/20 05:09	67-66-3	
Chloromethane	ND	ug/L	1.0	1		09/05/20 05:09	74-87-3	
2-Chlorotoluene	ND	ug/L	0.50	1		09/05/20 05:09	95-49-8	
4-Chlorotoluene	ND	ug/L	0.50	1		09/05/20 05:09	106-43-4	
1,2-Dibromo-3-chloropropane	ND	ug/L	1.0	1		09/05/20 05:09	96-12-8	
Dibromochloromethane	ND	ug/L	0.50	1		09/05/20 05:09	124-48-1	
1,2-Dibromoethane (EDB)	ND	ug/L	0.50	1		09/05/20 05:09	106-93-4	
Dibromomethane	ND	ug/L	0.50	1		09/05/20 05:09	74-95-3	
1,2-Dichlorobenzene	ND	ug/L	0.50	1		09/05/20 05:09	95-50-1	
1,3-Dichlorobenzene	ND	ug/L	0.50	1		09/05/20 05:09	541-73-1	
1,4-Dichlorobenzene	ND	ug/L	0.50	1		09/05/20 05:09	106-46-7	
Dichlorodifluoromethane	ND	ug/L	0.50	1		09/05/20 05:09	75-71-8	
1,1-Dichloroethane	ND	ug/L	0.50	1		09/05/20 05:09	75-34-3	
1,2-Dichloroethane	ND	ug/L	0.50	1		09/05/20 05:09	107-06-2	
1,1-Dichloroethene	ND	ug/L	0.50	1		09/05/20 05:09	75-35-4	
cis-1,2-Dichloroethene	ND	ug/L	0.50	1		09/05/20 05:09	156-59-2	
trans-1,2-Dichloroethene	ND	ug/L	0.50	1		09/05/20 05:09	156-60-5	
1,2-Dichloropropane	ND	ug/L	0.50	1		09/05/20 05:09	78-87-5	
1,3-Dichloropropane	ND	ug/L	0.50	1		09/05/20 05:09	142-28-9	
2,2-Dichloropropane	ND	ug/L	0.50	1		09/05/20 05:09	594-20-7	

REPORT OF LABORATORY ANALYSIS

This report shall not be reproduced, except in full,
without the written consent of Pace Analytical Services, LLC.

Pace Analytical Services, LLC
9800 Kincey Ave. Suite 100
Huntersville, NC 28078
(704)875-9092

ANALYTICAL RESULTS

Project: 2020-LI-2448
Pace Project No.: 92494126

Sample: FD-090320 **Lab ID: 92494126002** Collected: 09/03/20 13:45 Received: 09/04/20 13:44 Matrix: Water

Parameters	Results	Units	Report Limit	DF	Prepared	Analyzed	CAS No.	Qual
6200B MSV	Analytical Method: SM 6200B Pace Analytical Services - Charlotte							
1,1-Dichloropropene	ND	ug/L	0.50	1		09/05/20 05:09	563-58-6	
cis-1,3-Dichloropropene	ND	ug/L	0.50	1		09/05/20 05:09	10061-01-5	
trans-1,3-Dichloropropene	ND	ug/L	0.50	1		09/05/20 05:09	10061-02-6	
Diisopropyl ether	ND	ug/L	0.50	1		09/05/20 05:09	108-20-3	
Ethylbenzene	ND	ug/L	0.50	1		09/05/20 05:09	100-41-4	
Hexachloro-1,3-butadiene	ND	ug/L	2.0	1		09/05/20 05:09	87-68-3	
Isopropylbenzene (Cumene)	ND	ug/L	0.50	1		09/05/20 05:09	98-82-8	
Methylene Chloride	ND	ug/L	2.0	1		09/05/20 05:09	75-09-2	
Methyl-tert-butyl ether	ND	ug/L	0.50	1		09/05/20 05:09	1634-04-4	
Naphthalene	ND	ug/L	2.0	1		09/05/20 05:09	91-20-3	
n-Propylbenzene	ND	ug/L	0.50	1		09/05/20 05:09	103-65-1	
Styrene	ND	ug/L	0.50	1		09/05/20 05:09	100-42-5	
1,1,1,2-Tetrachloroethane	ND	ug/L	0.50	1		09/05/20 05:09	630-20-6	
1,1,2,2-Tetrachloroethane	ND	ug/L	0.50	1		09/05/20 05:09	79-34-5	
Tetrachloroethene	ND	ug/L	0.50	1		09/05/20 05:09	127-18-4	
Toluene	ND	ug/L	0.50	1		09/05/20 05:09	108-88-3	
1,2,3-Trichlorobenzene	ND	ug/L	2.0	1		09/05/20 05:09	87-61-6	
1,2,4-Trichlorobenzene	ND	ug/L	2.0	1		09/05/20 05:09	120-82-1	
1,1,1-Trichloroethane	ND	ug/L	0.50	1		09/05/20 05:09	71-55-6	
1,1,2-Trichloroethane	ND	ug/L	0.50	1		09/05/20 05:09	79-00-5	
Trichloroethene	ND	ug/L	0.50	1		09/05/20 05:09	79-01-6	
Trichlorofluoromethane	ND	ug/L	1.0	1		09/05/20 05:09	75-69-4	
1,2,3-Trichloropropane	ND	ug/L	0.50	1		09/05/20 05:09	96-18-4	
1,2,4-Trimethylbenzene	ND	ug/L	0.50	1		09/05/20 05:09	95-63-6	
1,3,5-Trimethylbenzene	ND	ug/L	0.50	1		09/05/20 05:09	108-67-8	
Vinyl chloride	ND	ug/L	1.0	1		09/05/20 05:09	75-01-4	
m&p-Xylene	ND	ug/L	1.0	1		09/05/20 05:09	179601-23-1	
o-Xylene	ND	ug/L	0.50	1		09/05/20 05:09	95-47-6	
Surrogates								
1,2-Dichloroethane-d4 (S)	104	%	70-130	1		09/05/20 05:09	17060-07-0	
4-Bromofluorobenzene (S)	104	%	70-130	1		09/05/20 05:09	460-00-4	
Toluene-d8 (S)	101	%	70-130	1		09/05/20 05:09	2037-26-5	

REPORT OF LABORATORY ANALYSIS

This report shall not be reproduced, except in full,
without the written consent of Pace Analytical Services, LLC.

Pace Analytical Services, LLC
9800 Kincey Ave. Suite 100
Huntersville, NC 28078
(704)875-9092

ANALYTICAL RESULTS

Project: 2020-LI-2448
Pace Project No.: 92494126

Sample: Trip_Blank **Lab ID: 92494126003** Collected: 09/03/20 00:00 Received: 09/04/20 13:44 Matrix: Water

Parameters	Results	Units	Report Limit	DF	Prepared	Analyzed	CAS No.	Qual
MADEPV	Analytical Method: MADEP VPH Preparation Method: MADEPV Pace National - Mt. Juliet							
Aliphatic (C05-C08)	ND	ug/L	100	1	09/06/20 09:57	09/06/20 09:57		
Aliphatic (C09-C12)	ND	ug/L	100	1	09/06/20 09:57	09/06/20 09:57		
Aromatic (C09-C10),Unadjusted	ND	ug/L	100	1	09/06/20 09:57	09/06/20 09:57	TPHC9C10A	
Total VPH	ND	ug/L	100	1	09/06/20 09:57	09/06/20 09:57	VPH	
Surrogates								
2,5-Dibromotoluene (FID)	93.8	%	70.0-130	1	09/06/20 09:57	09/06/20 09:57	615-59-8FID	
2,5-Dibromotoluene (PID)	89.6	%	70.0-130	1	09/06/20 09:57	09/06/20 09:57	615-59-8PID	
6200B MSV	Analytical Method: SM 6200B Pace Analytical Services - Charlotte							
Benzene	ND	ug/L	0.50	1		09/05/20 02:30	71-43-2	
Bromobenzene	ND	ug/L	0.50	1		09/05/20 02:30	108-86-1	
Bromochloromethane	ND	ug/L	0.50	1		09/05/20 02:30	74-97-5	
Bromodichloromethane	ND	ug/L	0.50	1		09/05/20 02:30	75-27-4	
Bromoform	ND	ug/L	0.50	1		09/05/20 02:30	75-25-2	
Bromomethane	ND	ug/L	5.0	1		09/05/20 02:30	74-83-9	
n-Butylbenzene	ND	ug/L	0.50	1		09/05/20 02:30	104-51-8	
sec-Butylbenzene	ND	ug/L	0.50	1		09/05/20 02:30	135-98-8	
tert-Butylbenzene	ND	ug/L	0.50	1		09/05/20 02:30	98-06-6	
Carbon tetrachloride	ND	ug/L	0.50	1		09/05/20 02:30	56-23-5	
Chlorobenzene	ND	ug/L	0.50	1		09/05/20 02:30	108-90-7	
Chloroethane	ND	ug/L	1.0	1		09/05/20 02:30	75-00-3	
Chloroform	ND	ug/L	0.50	1		09/05/20 02:30	67-66-3	
Chloromethane	ND	ug/L	1.0	1		09/05/20 02:30	74-87-3	
2-Chlorotoluene	ND	ug/L	0.50	1		09/05/20 02:30	95-49-8	
4-Chlorotoluene	ND	ug/L	0.50	1		09/05/20 02:30	106-43-4	
1,2-Dibromo-3-chloropropane	ND	ug/L	1.0	1		09/05/20 02:30	96-12-8	
Dibromochloromethane	ND	ug/L	0.50	1		09/05/20 02:30	124-48-1	
1,2-Dibromoethane (EDB)	ND	ug/L	0.50	1		09/05/20 02:30	106-93-4	
Dibromomethane	ND	ug/L	0.50	1		09/05/20 02:30	74-95-3	
1,2-Dichlorobenzene	ND	ug/L	0.50	1		09/05/20 02:30	95-50-1	
1,3-Dichlorobenzene	ND	ug/L	0.50	1		09/05/20 02:30	541-73-1	
1,4-Dichlorobenzene	ND	ug/L	0.50	1		09/05/20 02:30	106-46-7	
Dichlorodifluoromethane	ND	ug/L	0.50	1		09/05/20 02:30	75-71-8	
1,1-Dichloroethane	ND	ug/L	0.50	1		09/05/20 02:30	75-34-3	
1,2-Dichloroethane	ND	ug/L	0.50	1		09/05/20 02:30	107-06-2	
1,1-Dichloroethene	ND	ug/L	0.50	1		09/05/20 02:30	75-35-4	
cis-1,2-Dichloroethene	ND	ug/L	0.50	1		09/05/20 02:30	156-59-2	
trans-1,2-Dichloroethene	ND	ug/L	0.50	1		09/05/20 02:30	156-60-5	
1,2-Dichloropropane	ND	ug/L	0.50	1		09/05/20 02:30	78-87-5	
1,3-Dichloropropane	ND	ug/L	0.50	1		09/05/20 02:30	142-28-9	
2,2-Dichloropropane	ND	ug/L	0.50	1		09/05/20 02:30	594-20-7	
1,1-Dichloropropene	ND	ug/L	0.50	1		09/05/20 02:30	563-58-6	
cis-1,3-Dichloropropene	ND	ug/L	0.50	1		09/05/20 02:30	10061-01-5	
trans-1,3-Dichloropropene	ND	ug/L	0.50	1		09/05/20 02:30	10061-02-6	
Diisopropyl ether	ND	ug/L	0.50	1		09/05/20 02:30	108-20-3	

REPORT OF LABORATORY ANALYSIS

This report shall not be reproduced, except in full,
without the written consent of Pace Analytical Services, LLC.

Pace Analytical Services, LLC
9800 Kincey Ave. Suite 100
Huntersville, NC 28078
(704)875-9092

ANALYTICAL RESULTS

Project: 2020-LI-2448
Pace Project No.: 92494126

Sample: Trip_Blank **Lab ID: 92494126003** Collected: 09/03/20 00:00 Received: 09/04/20 13:44 Matrix: Water

Parameters	Results	Units	Report Limit	DF	Prepared	Analyzed	CAS No.	Qual
6200B MSV	Analytical Method: SM 6200B Pace Analytical Services - Charlotte							
Ethylbenzene	ND	ug/L	0.50	1		09/05/20 02:30	100-41-4	
Hexachloro-1,3-butadiene	ND	ug/L	2.0	1		09/05/20 02:30	87-68-3	
Isopropylbenzene (Cumene)	ND	ug/L	0.50	1		09/05/20 02:30	98-82-8	
Methylene Chloride	ND	ug/L	2.0	1		09/05/20 02:30	75-09-2	
Methyl-tert-butyl ether	ND	ug/L	0.50	1		09/05/20 02:30	1634-04-4	
Naphthalene	ND	ug/L	2.0	1		09/05/20 02:30	91-20-3	
n-Propylbenzene	ND	ug/L	0.50	1		09/05/20 02:30	103-65-1	
Styrene	ND	ug/L	0.50	1		09/05/20 02:30	100-42-5	
1,1,1,2-Tetrachloroethane	ND	ug/L	0.50	1		09/05/20 02:30	630-20-6	
1,1,2,2-Tetrachloroethane	ND	ug/L	0.50	1		09/05/20 02:30	79-34-5	
Tetrachloroethene	ND	ug/L	0.50	1		09/05/20 02:30	127-18-4	
Toluene	ND	ug/L	0.50	1		09/05/20 02:30	108-88-3	
1,2,3-Trichlorobenzene	ND	ug/L	2.0	1		09/05/20 02:30	87-61-6	
1,2,4-Trichlorobenzene	ND	ug/L	2.0	1		09/05/20 02:30	120-82-1	
1,1,1-Trichloroethane	ND	ug/L	0.50	1		09/05/20 02:30	71-55-6	
1,1,2-Trichloroethane	ND	ug/L	0.50	1		09/05/20 02:30	79-00-5	
Trichloroethene	ND	ug/L	0.50	1		09/05/20 02:30	79-01-6	
Trichlorofluoromethane	ND	ug/L	1.0	1		09/05/20 02:30	75-69-4	
1,2,3-Trichloropropane	ND	ug/L	0.50	1		09/05/20 02:30	96-18-4	
1,2,4-Trimethylbenzene	ND	ug/L	0.50	1		09/05/20 02:30	95-63-6	
1,3,5-Trimethylbenzene	ND	ug/L	0.50	1		09/05/20 02:30	108-67-8	
Vinyl chloride	ND	ug/L	1.0	1		09/05/20 02:30	75-01-4	
m&p-Xylene	ND	ug/L	1.0	1		09/05/20 02:30	179601-23-1	
o-Xylene	ND	ug/L	0.50	1		09/05/20 02:30	95-47-6	
Surrogates								
1,2-Dichloroethane-d4 (S)	104	%	70-130	1		09/05/20 02:30	17060-07-0	
4-Bromofluorobenzene (S)	104	%	70-130	1		09/05/20 02:30	460-00-4	
Toluene-d8 (S)	102	%	70-130	1		09/05/20 02:30	2037-26-5	

REPORT OF LABORATORY ANALYSIS

This report shall not be reproduced, except in full,
without the written consent of Pace Analytical Services, LLC.

Pace Analytical Services, LLC
9800 Kincey Ave. Suite 100
Huntersville, NC 28078
(704)875-9092

QUALITY CONTROL DATA

Project: 2020-LI-2448
Pace Project No.: 92494126

QC Batch: 1538814
QC Batch Method: MADEPV
Analysis Method: MADEP VPH
Analysis Description: MADEPV
Laboratory: Pace National - Mt. Juliet
Associated Lab Samples: 92494126001, 92494126002, 92494126003

METHOD BLANK: R3567742-3 Matrix: Water
Associated Lab Samples: 92494126001, 92494126002, 92494126003

Parameter	Units	Blank Result	Reporting Limit	Analyzed	Qualifiers
Aliphatic (C05-C08)	ug/L	ND	100	09/06/20 08:45	
Aliphatic (C09-C12)	ug/L	ND	100	09/06/20 08:45	
Aromatic (C09-C10),Unadjusted	ug/L	ND	100	09/06/20 08:45	
Total VPH	ug/L	ND	100	09/06/20 08:45	
2,5-Dibromotoluene (FID)	%	92.1	70.0-130	09/06/20 08:45	
2,5-Dibromotoluene (PID)	%	88.1	70.0-130	09/06/20 08:45	

LABORATORY CONTROL SAMPLE & LCSD: R3567742-1 R3567742-2

Parameter	Units	Spike Conc.	LCS Result	LCSD Result	LCS % Rec	LCSD % Rec	% Rec Limits	RPD	Max RPD	Qualifiers
Aliphatic (C05-C08)	ug/L	1200	1130	1110	94.2	92.5	70.0-130	1.79	25	
Aliphatic (C09-C12)	ug/L	1400	1380	1380	98.6	98.6	70.0-130	0.00	25	
Aromatic (C09-C10),Unadjusted	ug/L	200	177	180	88.5	90.0	70.0-130	1.68	25	
Total VPH	ug/L	2800	2690	2670	96.1	95.4	70.0-130	0.746	25	
2,5-Dibromotoluene (FID)	%				94.8	94.8	70.0-130			
2,5-Dibromotoluene (PID)	%				87.9	88.5	70.0-130			

Results presented on this page are in the units indicated by the "Units" column except where an alternate unit is presented to the right of the result.

REPORT OF LABORATORY ANALYSIS

This report shall not be reproduced, except in full,
without the written consent of Pace Analytical Services, LLC.

Pace Analytical Services, LLC
9800 Kincey Ave. Suite 100
Huntersville, NC 28078
(704)875-9092

QUALITY CONTROL DATA

Project: 2020-LI-2448
Pace Project No.: 92494126

QC Batch: 564765
QC Batch Method: EPA 3010A
Analysis Method: EPA 6010D
Analysis Description: 6010 MET
Laboratory: Pace Analytical Services - Asheville
Associated Lab Samples: 92494126001, 92494126002

METHOD BLANK: 2993776 Matrix: Water
Associated Lab Samples: 92494126001, 92494126002

Parameter	Units	Blank Result	Reporting Limit	Analyzed	Qualifiers
Lead	ug/L	ND	5.0	09/07/20 18:15	

LABORATORY CONTROL SAMPLE: 2993777

Parameter	Units	Spike Conc.	LCS Result	LCS % Rec	% Rec Limits	Qualifiers
Lead	ug/L	500	490	98	80-120	

MATRIX SPIKE & MATRIX SPIKE DUPLICATE: 2993778 2993779

Parameter	Units	92494126001 Result	MS Spike Conc.	MSD Spike Conc.	MS Result	MSD Result	MS % Rec	MSD % Rec	% Rec Limits	RPD	Qual
Lead	ug/L	ND	500	500	519	514	104	103	75-125	1	

Results presented on this page are in the units indicated by the "Units" column except where an alternate unit is presented to the right of the result.

REPORT OF LABORATORY ANALYSIS

This report shall not be reproduced, except in full,
without the written consent of Pace Analytical Services, LLC.

Pace Analytical Services, LLC
9800 Kincey Ave. Suite 100
Huntersville, NC 28078
(704)875-9092

QUALITY CONTROL DATA

Project: 2020-LI-2448
Pace Project No.: 92494126

QC Batch: 564452
QC Batch Method: SM 6200B
Analysis Method: SM 6200B
Analysis Description: 6200B MSV
Laboratory: Pace Analytical Services - Charlotte
Associated Lab Samples: 92494126001, 92494126002, 92494126003

METHOD BLANK: 2992221 Matrix: Water
Associated Lab Samples: 92494126001, 92494126002, 92494126003

Parameter	Units	Blank Result	Reporting Limit	Analyzed	Qualifiers
1,1,1,2-Tetrachloroethane	ug/L	ND	0.50	09/05/20 02:12	
1,1,1-Trichloroethane	ug/L	ND	0.50	09/05/20 02:12	
1,1,2,2-Tetrachloroethane	ug/L	ND	0.50	09/05/20 02:12	
1,1,2-Trichloroethane	ug/L	ND	0.50	09/05/20 02:12	
1,1-Dichloroethane	ug/L	ND	0.50	09/05/20 02:12	
1,1-Dichloroethene	ug/L	ND	0.50	09/05/20 02:12	
1,1-Dichloropropene	ug/L	ND	0.50	09/05/20 02:12	
1,2,3-Trichlorobenzene	ug/L	ND	2.0	09/05/20 02:12	
1,2,3-Trichloropropane	ug/L	ND	0.50	09/05/20 02:12	
1,2,4-Trichlorobenzene	ug/L	ND	2.0	09/05/20 02:12	
1,2,4-Trimethylbenzene	ug/L	ND	0.50	09/05/20 02:12	
1,2-Dibromo-3-chloropropane	ug/L	ND	1.0	09/05/20 02:12	
1,2-Dibromoethane (EDB)	ug/L	ND	0.50	09/05/20 02:12	
1,2-Dichlorobenzene	ug/L	ND	0.50	09/05/20 02:12	
1,2-Dichloroethane	ug/L	ND	0.50	09/05/20 02:12	
1,2-Dichloropropane	ug/L	ND	0.50	09/05/20 02:12	
1,3,5-Trimethylbenzene	ug/L	ND	0.50	09/05/20 02:12	
1,3-Dichlorobenzene	ug/L	ND	0.50	09/05/20 02:12	
1,3-Dichloropropane	ug/L	ND	0.50	09/05/20 02:12	
1,4-Dichlorobenzene	ug/L	ND	0.50	09/05/20 02:12	
2,2-Dichloropropane	ug/L	ND	0.50	09/05/20 02:12	
2-Chlorotoluene	ug/L	ND	0.50	09/05/20 02:12	
4-Chlorotoluene	ug/L	ND	0.50	09/05/20 02:12	
Benzene	ug/L	ND	0.50	09/05/20 02:12	
Bromobenzene	ug/L	ND	0.50	09/05/20 02:12	
Bromochloromethane	ug/L	ND	0.50	09/05/20 02:12	
Bromodichloromethane	ug/L	ND	0.50	09/05/20 02:12	
Bromoform	ug/L	ND	0.50	09/05/20 02:12	
Bromomethane	ug/L	ND	5.0	09/05/20 02:12	
Carbon tetrachloride	ug/L	ND	0.50	09/05/20 02:12	
Chlorobenzene	ug/L	ND	0.50	09/05/20 02:12	
Chloroethane	ug/L	ND	1.0	09/05/20 02:12	
Chloroform	ug/L	ND	0.50	09/05/20 02:12	
Chloromethane	ug/L	ND	1.0	09/05/20 02:12	
cis-1,2-Dichloroethene	ug/L	ND	0.50	09/05/20 02:12	
cis-1,3-Dichloropropene	ug/L	ND	0.50	09/05/20 02:12	
Dibromochloromethane	ug/L	ND	0.50	09/05/20 02:12	
Dibromomethane	ug/L	ND	0.50	09/05/20 02:12	
Dichlorodifluoromethane	ug/L	ND	0.50	09/05/20 02:12	
Diisopropyl ether	ug/L	ND	0.50	09/05/20 02:12	

Results presented on this page are in the units indicated by the "Units" column except where an alternate unit is presented to the right of the result.

REPORT OF LABORATORY ANALYSIS

This report shall not be reproduced, except in full,
without the written consent of Pace Analytical Services, LLC.

Pace Analytical Services, LLC
9800 Kincey Ave. Suite 100
Huntersville, NC 28078
(704)875-9092

QUALITY CONTROL DATA

Project: 2020-LI-2448
Pace Project No.: 92494126

METHOD BLANK: 2992221 Matrix: Water
Associated Lab Samples: 92494126001, 92494126002, 92494126003

Parameter	Units	Blank Result	Reporting Limit	Analyzed	Qualifiers
Ethylbenzene	ug/L	ND	0.50	09/05/20 02:12	
Hexachloro-1,3-butadiene	ug/L	ND	2.0	09/05/20 02:12	
Isopropylbenzene (Cumene)	ug/L	ND	0.50	09/05/20 02:12	
m&p-Xylene	ug/L	ND	1.0	09/05/20 02:12	
Methyl-tert-butyl ether	ug/L	ND	0.50	09/05/20 02:12	
Methylene Chloride	ug/L	ND	2.0	09/05/20 02:12	
n-Butylbenzene	ug/L	ND	0.50	09/05/20 02:12	
n-Propylbenzene	ug/L	ND	0.50	09/05/20 02:12	
Naphthalene	ug/L	ND	2.0	09/05/20 02:12	
o-Xylene	ug/L	ND	0.50	09/05/20 02:12	
sec-Butylbenzene	ug/L	ND	0.50	09/05/20 02:12	
Styrene	ug/L	ND	0.50	09/05/20 02:12	
tert-Butylbenzene	ug/L	ND	0.50	09/05/20 02:12	
Tetrachloroethene	ug/L	ND	0.50	09/05/20 02:12	
Toluene	ug/L	ND	0.50	09/05/20 02:12	
trans-1,2-Dichloroethene	ug/L	ND	0.50	09/05/20 02:12	
trans-1,3-Dichloropropene	ug/L	ND	0.50	09/05/20 02:12	
Trichloroethene	ug/L	ND	0.50	09/05/20 02:12	
Trichlorofluoromethane	ug/L	ND	1.0	09/05/20 02:12	
Vinyl chloride	ug/L	ND	1.0	09/05/20 02:12	
1,2-Dichloroethane-d4 (S)	%	101	70-130	09/05/20 02:12	
4-Bromofluorobenzene (S)	%	102	70-130	09/05/20 02:12	
Toluene-d8 (S)	%	103	70-130	09/05/20 02:12	

LABORATORY CONTROL SAMPLE: 2992222

Parameter	Units	Spike Conc.	LCS Result	LCS % Rec	% Rec Limits	Qualifiers
1,1,1,2-Tetrachloroethane	ug/L	50	54.8	110	60-140	
1,1,1-Trichloroethane	ug/L	50	56.6	113	60-140	
1,1,2,2-Tetrachloroethane	ug/L	50	50.9	102	60-140	
1,1,2-Trichloroethane	ug/L	50	54.0	108	60-140	
1,1-Dichloroethane	ug/L	50	50.7	101	60-140	
1,1-Dichloroethene	ug/L	50	51.2	102	60-140	
1,1-Dichloropropene	ug/L	50	52.5	105	60-140	
1,2,3-Trichlorobenzene	ug/L	50	53.2	106	60-140	
1,2,3-Trichloropropane	ug/L	50	52.1	104	60-140	
1,2,4-Trichlorobenzene	ug/L	50	53.7	107	60-140	
1,2,4-Trimethylbenzene	ug/L	50	50.1	100	60-140	
1,2-Dibromo-3-chloropropane	ug/L	50	47.3	95	60-140	
1,2-Dibromoethane (EDB)	ug/L	50	53.6	107	60-140	
1,2-Dichlorobenzene	ug/L	50	49.3	99	60-140	
1,2-Dichloroethane	ug/L	50	46.1	92	60-140	
1,2-Dichloropropane	ug/L	50	51.4	103	60-140	
1,3,5-Trimethylbenzene	ug/L	50	50.1	100	60-140	

Results presented on this page are in the units indicated by the "Units" column except where an alternate unit is presented to the right of the result.

REPORT OF LABORATORY ANALYSIS

This report shall not be reproduced, except in full,
without the written consent of Pace Analytical Services, LLC.

Pace Analytical Services, LLC
9800 Kincey Ave. Suite 100
Huntersville, NC 28078
(704)875-9092

QUALITY CONTROL DATA

Project: 2020-LI-2448
Pace Project No.: 92494126

LABORATORY CONTROL SAMPLE: 2992222

Parameter	Units	Spike Conc.	LCS Result	LCS % Rec	% Rec Limits	Qualifiers
1,3-Dichlorobenzene	ug/L	50	50.9	102	60-140	
1,3-Dichloropropane	ug/L	50	53.3	107	60-140	
1,4-Dichlorobenzene	ug/L	50	50.1	100	60-140	
2,2-Dichloropropane	ug/L	50	50.6	101	60-140	
2-Chlorotoluene	ug/L	50	50.4	101	60-140	
4-Chlorotoluene	ug/L	50	48.5	97	60-140	
Benzene	ug/L	50	48.9	98	60-140	
Bromobenzene	ug/L	50	51.2	102	60-140	
Bromochloromethane	ug/L	50	53.4	107	60-140	
Bromodichloromethane	ug/L	50	49.1	98	60-140	
Bromoform	ug/L	50	43.8	88	60-140	
Bromomethane	ug/L	50	59.6	119	60-140	
Carbon tetrachloride	ug/L	50	54.7	109	60-140	
Chlorobenzene	ug/L	50	48.2	96	60-140	
Chloroethane	ug/L	50	45.9	92	60-140	
Chloroform	ug/L	50	49.8	100	60-140	
Chloromethane	ug/L	50	42.0	84	60-140	
cis-1,2-Dichloroethene	ug/L	50	49.4	99	60-140	
cis-1,3-Dichloropropene	ug/L	50	57.5	115	60-140	
Dibromochloromethane	ug/L	50	47.0	94	60-140	
Dibromomethane	ug/L	50	52.3	105	60-140	
Dichlorodifluoromethane	ug/L	50	46.3	93	60-140	
Diisopropyl ether	ug/L	50	51.1	102	60-140	
Ethylbenzene	ug/L	50	48.3	97	60-140	
Hexachloro-1,3-butadiene	ug/L	50	49.1	98	60-140	
Isopropylbenzene (Cumene)	ug/L	50	49.0	98	60-140	
m&p-Xylene	ug/L	100	97.2	97	60-140	
Methyl-tert-butyl ether	ug/L	50	53.1	106	60-140	
Methylene Chloride	ug/L	50	51.4	103	60-140	
n-Butylbenzene	ug/L	50	50.5	101	60-140	
n-Propylbenzene	ug/L	50	48.8	98	60-140	
Naphthalene	ug/L	50	53.9	108	60-140	
o-Xylene	ug/L	50	48.7	97	60-140	
sec-Butylbenzene	ug/L	50	49.8	100	60-140	
Styrene	ug/L	50	50.7	101	60-140	
tert-Butylbenzene	ug/L	50	43.1	86	60-140	
Tetrachloroethene	ug/L	50	48.9	98	60-140	
Toluene	ug/L	50	47.1	94	60-140	
trans-1,2-Dichloroethene	ug/L	50	51.6	103	60-140	
trans-1,3-Dichloropropene	ug/L	50	55.9	112	60-140	
Trichloroethene	ug/L	50	54.3	109	60-140	
Trichlorofluoromethane	ug/L	50	45.0	90	60-140	
Vinyl chloride	ug/L	50	45.9	92	60-140	
1,2-Dichloroethane-d4 (S)	%			101	70-130	
4-Bromofluorobenzene (S)	%			100	70-130	
Toluene-d8 (S)	%			99	70-130	

Results presented on this page are in the units indicated by the "Units" column except where an alternate unit is presented to the right of the result.

REPORT OF LABORATORY ANALYSIS

This report shall not be reproduced, except in full,
without the written consent of Pace Analytical Services, LLC.

Pace Analytical Services, LLC
9800 Kincey Ave. Suite 100
Huntersville, NC 28078
(704)875-9092

QUALITY CONTROL DATA

Project: 2020-LI-2448
Pace Project No.: 92494126

MATRIX SPIKE & MATRIX SPIKE DUPLICATE: 2992223 2992224

Parameter	Units	92493560011 Result	MS Spike Conc.	MSD Spike Conc.	MS Result	MSD Result	MS % Rec	MSD % Rec	% Rec Limits	RPD	Qual
1,1,1,2-Tetrachloroethane	ug/L	ND	20	20	22.1	21.4	110	107	60-140	3	
1,1,1-Trichloroethane	ug/L	ND	20	20	26.5	25.5	133	128	60-140	4	
1,1,2,2-Tetrachloroethane	ug/L	ND	20	20	22.1	21.3	111	106	60-140	4	
1,1,2-Trichloroethane	ug/L	ND	20	20	22.9	22.7	114	113	60-140	1	
1,1-Dichloroethane	ug/L	ND	20	20	25.5	24.0	128	120	60-140	6	
1,1-Dichloroethene	ug/L	ND	20	20	26.8	25.1	134	126	60-140	7	
1,1-Dichloropropene	ug/L	ND	20	20	25.8	24.9	129	124	60-140	4	
1,2,3-Trichlorobenzene	ug/L	ND	20	20	23.8	23.2	119	116	60-140	3	
1,2,3-Trichloropropane	ug/L	ND	20	20	23.4	22.4	117	112	60-140	4	
1,2,4-Trichlorobenzene	ug/L	ND	20	20	24.7	23.4	123	117	60-140	5	
1,2,4-Trimethylbenzene	ug/L	ND	20	20	23.1	21.9	115	109	60-140	5	
1,2-Dibromo-3-chloropropane	ug/L	ND	20	20	18.7	17.9	94	90	60-140	4	
1,2-Dibromoethane (EDB)	ug/L	ND	20	20	24.2	22.2	121	111	60-140	9	
1,2-Dichlorobenzene	ug/L	ND	20	20	22.8	21.3	114	107	60-140	7	
1,2-Dichloroethane	ug/L	ND	20	20	22.5	21.4	113	107	60-140	5	
1,2-Dichloropropane	ug/L	ND	20	20	24.6	23.4	123	117	60-140	5	
1,3,5-Trimethylbenzene	ug/L	ND	20	20	23.4	21.9	117	110	60-140	6	
1,3-Dichlorobenzene	ug/L	ND	20	20	23.9	22.4	119	112	60-140	6	
1,3-Dichloropropane	ug/L	ND	20	20	23.8	22.9	119	114	60-140	4	
1,4-Dichlorobenzene	ug/L	ND	20	20	22.6	22.1	113	110	60-140	2	
2,2-Dichloropropane	ug/L	ND	20	20	23.9	22.3	120	112	60-140	7	
2-Chlorotoluene	ug/L	ND	20	20	23.8	22.0	119	110	60-140	8	
4-Chlorotoluene	ug/L	ND	20	20	22.5	21.7	112	108	60-140	4	
Benzene	ug/L	ND	20	20	23.3	22.7	117	113	60-140	3	
Bromobenzene	ug/L	ND	20	20	23.1	21.4	115	107	60-140	8	
Bromochloromethane	ug/L	ND	20	20	25.2	24.0	126	120	60-140	5	
Bromodichloromethane	ug/L	ND	20	20	21.4	21.3	107	107	60-140	0	
Bromoform	ug/L	ND	20	20	18.8	18.4	94	92	60-140	2	
Bromomethane	ug/L	ND	20	20	29.9	29.4	149	147	60-140	1	M1
Carbon tetrachloride	ug/L	ND	20	20	24.3	23.3	122	116	60-140	4	
Chlorobenzene	ug/L	ND	20	20	22.3	21.5	111	107	60-140	4	
Chloroethane	ug/L	ND	20	20	25.6	24.4	128	122	60-140	5	
Chloroform	ug/L	ND	20	20	24.3	22.7	122	114	60-140	7	
Chloromethane	ug/L	ND	20	20	24.2	23.1	121	115	60-140	5	
cis-1,2-Dichloroethene	ug/L	ND	20	20	25.1	23.2	126	116	60-140	8	
cis-1,3-Dichloropropene	ug/L	ND	20	20	25.0	23.7	125	119	60-140	5	
Dibromochloromethane	ug/L	ND	20	20	20.9	20.2	104	101	60-140	3	
Dibromomethane	ug/L	ND	20	20	24.1	21.9	120	109	60-140	10	
Dichlorodifluoromethane	ug/L	ND	20	20	19.9	18.8	100	94	60-140	6	
Diisopropyl ether	ug/L	ND	20	20	23.2	22.3	116	112	60-140	4	
Ethylbenzene	ug/L	ND	20	20	23.0	21.6	115	108	60-140	6	
Hexachloro-1,3-butadiene	ug/L	ND	20	20	29.0	24.1	145	120	60-140	19	M1
Isopropylbenzene (Cumene)	ug/L	ND	20	20	23.0	22.4	115	112	60-140	2	
m&p-Xylene	ug/L	ND	40	40	45.7	44.7	114	112	60-140	2	
Methyl-tert-butyl ether	ug/L	ND	20	20	23.4	21.9	117	109	60-140	7	
Methylene Chloride	ug/L	ND	20	20	26.0	24.3	130	121	60-140	7	

Results presented on this page are in the units indicated by the "Units" column except where an alternate unit is presented to the right of the result.

REPORT OF LABORATORY ANALYSIS

This report shall not be reproduced, except in full,
without the written consent of Pace Analytical Services, LLC.

Pace Analytical Services, LLC
9800 Kincey Ave. Suite 100
Huntersville, NC 28078
(704)875-9092

QUALITY CONTROL DATA

Project: 2020-LI-2448
Pace Project No.: 92494126

MATRIX SPIKE & MATRIX SPIKE DUPLICATE: 2992223 2992224

Parameter	Units	92493560011 Result	MS Spike Conc.	MSD Spike Conc.	MS Result	MSD Result	MS % Rec	MSD % Rec	% Rec Limits	RPD	Qual
n-Butylbenzene	ug/L	ND	20	20	25.8	23.8	129	119	60-140	8	
n-Propylbenzene	ug/L	ND	20	20	23.0	22.3	115	112	60-140	3	
Naphthalene	ug/L	ND	20	20	22.6	21.5	113	108	60-140	5	
o-Xylene	ug/L	ND	20	20	23.1	21.8	116	109	60-140	6	
sec-Butylbenzene	ug/L	ND	20	20	24.4	23.2	122	116	60-140	5	
Styrene	ug/L	ND	20	20	23.6	22.4	118	112	60-140	5	
tert-Butylbenzene	ug/L	ND	20	20	20.9	19.6	104	98	60-140	6	
Tetrachloroethene	ug/L	ND	20	20	23.2	21.4	116	107	60-140	8	
Toluene	ug/L	ND	20	20	22.4	21.2	112	106	60-140	6	
trans-1,2-Dichloroethene	ug/L	ND	20	20	26.2	25.1	131	125	60-140	5	
trans-1,3-Dichloropropene	ug/L	ND	20	20	23.0	21.4	115	107	60-140	7	
Trichloroethene	ug/L	ND	20	20	26.1	25.3	131	126	60-140	3	
Trichlorofluoromethane	ug/L	ND	20	20	23.9	22.2	119	111	60-140	7	
Vinyl chloride	ug/L	ND	20	20	22.7	21.1	113	105	60-140	7	
1,2-Dichloroethane-d4 (S)	%						102	103	70-130		
4-Bromofluorobenzene (S)	%						103	103	70-130		
Toluene-d8 (S)	%						100	99	70-130		

Results presented on this page are in the units indicated by the "Units" column except where an alternate unit is presented to the right of the result.

REPORT OF LABORATORY ANALYSIS

This report shall not be reproduced, except in full,
without the written consent of Pace Analytical Services, LLC.

Pace Analytical Services, LLC
9800 Kincey Ave. Suite 100
Huntersville, NC 28078
(704)875-9092

QUALIFIERS

Project: 2020-LI-2448
Pace Project No.: 92494126

DEFINITIONS

DF - Dilution Factor, if reported, represents the factor applied to the reported data due to dilution of the sample aliquot.

ND - Not Detected at or above adjusted reporting limit.

TNTC - Too Numerous To Count

J - Estimated concentration above the adjusted method detection limit and below the adjusted reporting limit.

MDL - Adjusted Method Detection Limit.

PQL - Practical Quantitation Limit.

RL - Reporting Limit - The lowest concentration value that meets project requirements for quantitative data with known precision and bias for a specific analyte in a specific matrix.

S - Surrogate

1,2-Diphenylhydrazine decomposes to and cannot be separated from Azobenzene using Method 8270. The result for each analyte is a combined concentration.

Consistent with EPA guidelines, unrounded data are displayed and have been used to calculate % recovery and RPD values.

LCS(D) - Laboratory Control Sample (Duplicate)

MS(D) - Matrix Spike (Duplicate)

DUP - Sample Duplicate

RPD - Relative Percent Difference

NC - Not Calculable.

SG - Silica Gel - Clean-Up

U - Indicates the compound was analyzed for, but not detected.

Acid preservation may not be appropriate for 2 Chloroethylvinyl ether.

A separate vial preserved to a pH of 4-5 is recommended in SW846 Chapter 4 for the analysis of Acrolein and Acrylonitrile by EPA Method 8260.

N-Nitrosodiphenylamine decomposes and cannot be separated from Diphenylamine using Method 8270. The result reported for each analyte is a combined concentration.

Pace Analytical is TNI accredited. Contact your Pace PM for the current list of accredited analytes.

TNI - The NELAC Institute.

ANALYTE QUALIFIERS

M1 Matrix spike recovery exceeded QC limits. Batch accepted based on laboratory control sample (LCS) recovery.

This report shall not be reproduced, except in full,
without the written consent of Pace Analytical Services, LLC.

Pace Analytical Services, LLC
9800 Kincey Ave. Suite 100
Huntersville, NC 28078
(704)875-9092

QUALITY CONTROL DATA CROSS REFERENCE TABLE

Project: 2020-LI-2448
Pace Project No.: 92494126

Lab ID	Sample ID	QC Batch Method	QC Batch	Analytical Method	Analytical Batch
92494126001	**Field_Blank**	MADEPV	1538814	MADEP VPH	1538814
92494126002	**FD-090320**	MADEPV	1538814	MADEP VPH	1538814
92494126003	**Trip_Blank**	MADEPV	1538814	MADEP VPH	1538814
92494126001	**Field_Blank**	EPA 3010A	564765	EPA 6010D	564778
92494126002	**FD-090320**	EPA 3010A	564765	EPA 6010D	564778
92494126001	**Field_Blank**	SM 6200B	564452		
92494126002	**FD-090320**	SM 6200B	564452		
92494126003	**Trip_Blank**	SM 6200B	564452		

This report shall not be reproduced, except in full,
without the written consent of Pace Analytical Services, LLC.

Pace Analytical®

CHAIN-OF-CUSTODY Analytical Request Document

Chain-of-Custody is a LEGAL DOCUMENT - Complete all relevent fields

LAB USE (... mber or

WO# : 92494126

92494126

Containe

Company: Apex Companies

Billing Information:

Address:

Report To: Andrew Street

Email To: Andrew Street / Emily Little

Copy To:

Site Collection Info/Address:

Customer Project Name/Number: 220-L1-2448

State: / County/City: Time Zone Collected: [ ] PT [ ] MT [ ] CT [✓] ET

Phone:
Email:

Site/Facility ID #:

Compliance Monitoring? [ ] Yes [ ] No

Collected By (print): Matthew Fraioli

Purchase Order #:
Quote #:

DW PWS ID #:
DW Location Code:

Collected By (signature): [signature]

Turnaround Date Required: ASAP

Immediately Packed on Ice: [✓] Yes [ ] No

Sample Disposal:
[ ] Dispose as appropriate [ ] Return
[ ] Archive: _____
[ ] Hold: _____

Rush: [✓] Same Day [ ] Next Day [ ] 2 Day [ ] 3 Day [ ] 4 Day [ ] 5 Day (Expedite Charges Apply)

Field Filtered (if applicable): [ ] Yes [ ] No
Analysis: _____

* Matrix Codes (Insert in Matrix box below): Drinking Water (DW), Ground Water (GW), Wastewater (WW), Product (P), Soil/Solid (SL), Oil (OL), Wipe (WP), Air (AR), Tissue (TS), Bioassay (B), Vapor (V), Other (OT)

** Preservative Types: (1) nitric acid, (2) sulfuric acid, (3) hydrochloric acid, (4) sodium hydroxide, (5) zinc acetate, (6) methanol, (7) sodium bisulfate, (8) sodium thiosulfate, (9) hexane, (A) ascorbic acid, (B) ammonium sulfate, (C) ammonium hydroxide, (D) TSP, (U) Unpreserved, (O) Other _____

Analyses

Customer Sample ID	Matrix *	Comp / Grab	Collected (or Composite Start) Date	Collected (or Composite Start) Time	Composite End Date	Composite End Time	Res Cl	# of Ctns	SM 6200B VOCs	Lead	MADEP VPH								Lab Profile/Line:
Field Blank	DW	G	09/03	1730				8	X	X	X								92494126 001
FD_090320	DW	G	09/03	1345					X	X	X								002
Trip Blank									X										003

Lab Sample Receipt Checklist:

Custody Seals Present/Intact	Y	(N)	NA
Custody Signatures Present	(Y)	N	NA
Collector Signature Present	(Y)	N	NA
Bottles Intact	(Y)	N	NA
Correct Bottles	(Y)	N	NA
Sufficient Volume	(Y)	N	NA
Samples Received on Ice	(Y)	N	NA
VOA - Headspace Acceptable	(Y)	N	NA
USDA Regulated Soils	Y	N	(NA)
Samples in Holding Time	(Y)	N	NA
Residual Chlorine Present	Y	N	(NA)
Cl Strips:			
Sample pH Acceptable	(Y)	N	NA
pH Strips:			
Sulfide Present	Y	N	(NA)
Lead Acetate Strips:			

LAB USE ONLY:
Lab Sample # / Comments:

Customer Remarks / Special Conditions / Possible Hazards:

Type of Ice Used: (Wet) Blue Dry None

Packing Material Used: b. bags

Radchem sample(s) screened (<500 cpm): Y N (NA)

SHORT HOLDS PRESENT (<72 hours): Y (N) N/A

Lab Tracking #: 2539211

Samples received via: FEDEX UPS Client Courier (Pace Courier)

Lab Sample Temperature Info:
Temp Blank Received: Y (N) NA
Therm ID#: IR92T061
Cooler 1 Temp Upon Receipt: 1.0 oC
Cooler 1 Therm Corr. Factor: +0 oC
Cooler 1 Corrected Temp: 1.0 oC
Comments:

Relinquished by/Company: (Signature)	Date/Time:	Received by/Company: (Signature)	Date/Time:
[signature] / Apex	1830 09/03/20	[signature]	9-4-20 1108
[signature]	9-4-20 1344	[signature] PACE	9-4-20 13:44

MTJL LAB USE ONLY
Table #:
Acctnum:
Template:
Prelogin:
PM:
PB:

Trip Blank Received: (Y) N NA
(HCL) MeOH TSP Other

Non Conformance(s): YES / NO

Page: _____ of: _____

***Check mark top half of box if pH and/or dechlorination is verified and within the acceptance range for preservation samples.**

Exceptions: VOA, Coliform, TOC, Oil and Grease, DRO/8015 (water) DOC, LLHg

****Bottom half of box is to list number of bottle**

Project # **WO# : 92494126**

PM: AMB Due Date: 09/05/20

CLIENT: 92-APEX MOOR

Item#	BP4U-125 mL Plastic Unpreserved (N/A) (Cl-)	BP3U-250 mL Plastic Unpreserved (N/A)	BP2U-500 mL Plastic Unpreserved (N/A)	BP1U-1 liter Plastic Unpreserved (N/A)	BP4S-125 mL Plastic H2SO4 (pH < 2) (Cl-)	BP3N-250 mL plastic HNO3 (pH < 2)	BP4Z-125 mL Plastic ZN Acetate & NaOH (>9)	BP4C-125 mL Plastic NaOH (pH > 12) (Cl-)	WGFU-Wide-mouthed Glass jar Unpreserved	AG1U-1 liter Amber Unpreserved (N/A) (Cl-)	AG1H-1 liter Amber HCl (pH < 2)	AG3U-250 mL Amber Unpreserved (N/A) (Cl-)	AG1S-1 liter Amber H2SO4 (pH < 2)	AG3S-250 mL Amber H2SO4 (pH < 2)	AG3A(DG3A)-250 mL Amber NH4Cl (N/A)(Cl-)	DG9H-40 mL VOA HCl (N/A)	VG9T-40 mL VOA Na2S2O3 (N/A)	VG9U-40 mL VOA Unp (N/A)	DG9P-40 mL VOA H3PO4 (N/A)	VOAK (6 vials per kit)-5035 kit (N/A)	V/GK (3 vials per kit)-VPH/Gas kit (N/A)	SP5T-125 mL Sterile Plastic (N/A – lab)	SP2T-250 mL Sterile Plastic (N/A – lab)		BP3A-250 mL Plastic (NH2)2SO4 (9.3-9.7)	AG0U-100 mL Amber Unpreserved vials (N/A)	VSGU-20 mL Scintillation vials (N/A)	DG9U-40 mL Amber Unpreserved vials (N/A)
1						1										7													
2						1										7													
3																2													
4																													
5																													
6																													
7																													
8																													
9																													
10																													
11																													
12																													

pH Adjustment Log for Preserved Samples

Sample ID	Type of Preservative	pH upon receipt	Date preservation adjusted	Time preservation adjusted	Amount of Preservative added	Lot #

Note: Whenever there is a discrepancy affecting North Carolina compliance samples, a copy of this form will be sent to the North Carolina DEHNR Certification Office (I.e. Out of hold, Incorrect preservative, out of temp, incorrect containers.

Pace Analytical Services, LLC
9800 Kincey Ave. Suite 100
Huntersville, NC 28078
(704)875-9092

September 08, 2020

Andrew Street
Apex Companies - NC
5900 Northwoods Business Pkwy
Suite 5900-0
Charlotte, NC 28269

RE: Project: 2020-LI-2448
Pace Project No.: 92494129

Dear Andrew Street:

Enclosed are the analytical results for sample(s) received by the laboratory on September 04, 2020. The results relate only to the samples included in this report. Results reported herein conform to the applicable TNI/NELAC Standards and the laboratory's Quality Manual, where applicable, unless otherwise noted in the body of the report.

The test results provided in this final report were generated by each of the following laboratories within the Pace Network:

- Pace National - Mt. Juliet
- Pace Analytical Services - Asheville
- Pace Analytical Services - Charlotte

If you have any questions concerning this report, please feel free to contact me.

Sincerely,

Angela M. Baioni

Angela Baioni
angela.baioni@pacelabs.com
(704)875-9092
Project Manager

Enclosures

cc: J Culbreath, Colonial Pipeline Company
Robert Hughes, Colonial Pipeline
Margaret King, APEX Companies, LLC
Emily Little, Apex Companies
Jeff Morrison, Colonial Pipeline Company
Tom Naumann, APEX Companies - NC
Joe Nicolette, Montrose-EPS
Christopher Schultz, Apex Companies
J Tate, Colonial Pipeline Company
Alex Testoff, Montrose-EPS
Michael Verdon, Colonial Pipeline Company
JM Wyatt, Colonial Pipeline Company

REPORT OF LABORATORY ANALYSIS

This report shall not be reproduced, except in full,
without the written consent of Pace Analytical Services, LLC.

Pace Analytical Services, LLC
9800 Kincey Ave. Suite 100
Huntersville, NC 28078
(704)875-9092

CERTIFICATIONS

Project: 2020-LI-2448
Pace Project No.: 92494129

Pace Analytical Services National

12065 Lebanon Road, Mt. Juliet, TN 37122
Alabama Certification #: 40660
Alaska Certification 17-026
Arizona Certification #: AZ0612
Arkansas Certification #: 88-0469
California Certification #: 2932
Canada Certification #: 1461.01
Colorado Certification #: TN00003
Connecticut Certification #: PH-0197
DOD Certification: #1461.01
EPA# TN00003
Florida Certification #: E87487
Georgia DW Certification #: 923
Georgia Certification: NELAP
Idaho Certification #: TN00003
Illinois Certification #: 200008
Indiana Certification #: C-TN-01
Iowa Certification #: 364
Kansas Certification #: E-10277
Kentucky UST Certification #: 16
Kentucky Certification #: 90010
Louisiana Certification #: AI30792
Louisiana DW Certification #: LA180010
Maine Certification #: TN0002
Maryland Certification #: 324
Massachusetts Certification #: M-TN003
Michigan Certification #: 9958
Minnesota Certification #: 047-999-395
Mississippi Certification #: TN00003
Missouri Certification #: 340
Montana Certification #: CERT0086
Nebraska Certification #: NE-OS-15-05
Nevada Certification #: TN-03-2002-34
New Hampshire Certification #: 2975
New Jersey Certification #: TN002
New Mexico DW Certification
New York Certification #: 11742
North Carolina Aquatic Toxicity Certification #: 41
North Carolina Drinking Water Certification #: 21704
North Carolina Environmental Certificate #: 375
North Dakota Certification #: R-140
Ohio VAP Certification #: CL0069
Oklahoma Certification #: 9915
Oregon Certification #: TN200002
Pennsylvania Certification #: 68-02979
Rhode Island Certification #: LAO00356
South Carolina Certification #: 84004
South Dakota Certification
Tennessee DW/Chem/Micro Certification #: 2006
Texas Certification #: T 104704245-17-14
Texas Mold Certification #: LAB0152
USDA Soil Permit #: P330-15-00234
Utah Certification #: TN00003
Virginia Certification #: VT2006
Vermont Dept. of Health: ID# VT-2006
Virginia Certification #: 460132
Washington Certification #: C847
West Virginia Certification #: 233
Wisconsin Certification #: 9980939910
Wyoming UST Certification #: via A2LA 2926.01
A2LA-ISO 17025 Certification #: 1461.01
A2LA-ISO 17025 Certification #: 1461.02
AIHA-LAP/LLC EMLAP Certification #:100789

Pace Analytical Services Charlotte

9800 Kincey Ave. Ste 100, Huntersville, NC 28078
Louisiana/NELAP Certification # LA170028
North Carolina Drinking Water Certification #: 37706
North Carolina Field Services Certification #: 5342
North Carolina Wastewater Certification #: 12
South Carolina Certification #: 99006001
Florida/NELAP Certification #: E87627
Kentucky UST Certification #: 84
Virginia/VELAP Certification #: 460221

Pace Analytical Services Asheville

2225 Riverside Drive, Asheville, NC 28804
Florida/NELAP Certification #: E87648
Massachusetts Certification #: M-NC030
North Carolina Drinking Water Certification #: 37712
North Carolina Wastewater Certification #: 40
South Carolina Certification #: 99030001
Virginia/VELAP Certification #: 460222

REPORT OF LABORATORY ANALYSIS

This report shall not be reproduced, except in full,
without the written consent of Pace Analytical Services, LLC.

Pace Analytical Services, LLC
9800 Kincey Ave. Suite 100
Huntersville, NC 28078
(704)875-9092

SAMPLE ANALYTE COUNT

Project: 2020-LI-2448
Pace Project No.: 92494129

Lab ID	Sample ID	Method	Analysts	Analytes Reported	Laboratory
92494129001	**13937_AC_RD**	MADEP VPH	DWR	6	PAN
		EPA 6010D	DS	1	PASI-A
		SM 6200B	SAS	63	PASI-C

PAN = Pace National - Mt. Juliet
PASI-A = Pace Analytical Services - Asheville
PASI-C = Pace Analytical Services - Charlotte

This report shall not be reproduced, except in full,
without the written consent of Pace Analytical Services, LLC.

Pace Analytical Services, LLC
9800 Kincey Ave. Suite 100
Huntersville, NC 28078
(704)875-9092

ANALYTICAL RESULTS

Project: 2020-LI-2448
Pace Project No.: 92494129

Sample: 13937_AC_RD **Lab ID: 92494129001** Collected: 09/03/20 13:40 Received: 09/04/20 13:44 Matrix: Water

Parameters	Results	Units	Report Limit	DF	Prepared	Analyzed	CAS No.	Qual
MADEPV	Analytical Method: MADEP VPH Preparation Method: MADEPV Pace National - Mt. Juliet							
Aliphatic (C05-C08)	ND	ug/L	100	1	09/06/20 12:14	09/06/20 12:14		
Aliphatic (C09-C12)	ND	ug/L	100	1	09/06/20 12:14	09/06/20 12:14		
Aromatic (C09-C10),Unadjusted	ND	ug/L	100	1	09/06/20 12:14	09/06/20 12:14	TPHC9C10A	
Total VPH	ND	ug/L	100	1	09/06/20 12:14	09/06/20 12:14	VPH	
Surrogates								
2,5-Dibromotoluene (FID)	97.1	%	70.0-130	1	09/06/20 12:14	09/06/20 12:14	615-59-8FID	
2,5-Dibromotoluene (PID)	89.7	%	70.0-130	1	09/06/20 12:14	09/06/20 12:14	615-59-8PID	
6010 MET ICP	Analytical Method: EPA 6010D Preparation Method: EPA 3010A Pace Analytical Services - Asheville							
Lead	ND	ug/L	5.0	1	09/05/20 01:12	09/07/20 18:38	7439-92-1	
6200B MSV	Analytical Method: SM 6200B Pace Analytical Services - Charlotte							
Benzene	ND	ug/L	0.50	1		09/05/20 03:05	71-43-2	
Bromobenzene	ND	ug/L	0.50	1		09/05/20 03:05	108-86-1	
Bromochloromethane	ND	ug/L	0.50	1		09/05/20 03:05	74-97-5	
Bromodichloromethane	ND	ug/L	0.50	1		09/05/20 03:05	75-27-4	
Bromoform	ND	ug/L	0.50	1		09/05/20 03:05	75-25-2	
Bromomethane	ND	ug/L	5.0	1		09/05/20 03:05	74-83-9	
n-Butylbenzene	ND	ug/L	0.50	1		09/05/20 03:05	104-51-8	
sec-Butylbenzene	ND	ug/L	0.50	1		09/05/20 03:05	135-98-8	
tert-Butylbenzene	ND	ug/L	0.50	1		09/05/20 03:05	98-06-6	
Carbon tetrachloride	ND	ug/L	0.50	1		09/05/20 03:05	56-23-5	
Chlorobenzene	ND	ug/L	0.50	1		09/05/20 03:05	108-90-7	
Chloroethane	ND	ug/L	1.0	1		09/05/20 03:05	75-00-3	
Chloroform	ND	ug/L	0.50	1		09/05/20 03:05	67-66-3	
Chloromethane	ND	ug/L	1.0	1		09/05/20 03:05	74-87-3	
2-Chlorotoluene	ND	ug/L	0.50	1		09/05/20 03:05	95-49-8	
4-Chlorotoluene	ND	ug/L	0.50	1		09/05/20 03:05	106-43-4	
1,2-Dibromo-3-chloropropane	ND	ug/L	1.0	1		09/05/20 03:05	96-12-8	
Dibromochloromethane	ND	ug/L	0.50	1		09/05/20 03:05	124-48-1	
1,2-Dibromoethane (EDB)	ND	ug/L	0.50	1		09/05/20 03:05	106-93-4	
Dibromomethane	ND	ug/L	0.50	1		09/05/20 03:05	74-95-3	
1,2-Dichlorobenzene	ND	ug/L	0.50	1		09/05/20 03:05	95-50-1	
1,3-Dichlorobenzene	ND	ug/L	0.50	1		09/05/20 03:05	541-73-1	
1,4-Dichlorobenzene	ND	ug/L	0.50	1		09/05/20 03:05	106-46-7	
Dichlorodifluoromethane	ND	ug/L	0.50	1		09/05/20 03:05	75-71-8	
1,1-Dichloroethane	ND	ug/L	0.50	1		09/05/20 03:05	75-34-3	
1,2-Dichloroethane	ND	ug/L	0.50	1		09/05/20 03:05	107-06-2	
1,1-Dichloroethene	ND	ug/L	0.50	1		09/05/20 03:05	75-35-4	
cis-1,2-Dichloroethene	ND	ug/L	0.50	1		09/05/20 03:05	156-59-2	
trans-1,2-Dichloroethene	ND	ug/L	0.50	1		09/05/20 03:05	156-60-5	
1,2-Dichloropropane	ND	ug/L	0.50	1		09/05/20 03:05	78-87-5	
1,3-Dichloropropane	ND	ug/L	0.50	1		09/05/20 03:05	142-28-9	
2,2-Dichloropropane	ND	ug/L	0.50	1		09/05/20 03:05	594-20-7	

REPORT OF LABORATORY ANALYSIS

This report shall not be reproduced, except in full,
without the written consent of Pace Analytical Services, LLC.

Pace Analytical Services, LLC
9800 Kincey Ave. Suite 100
Huntersville, NC 28078
(704)875-9092

ANALYTICAL RESULTS

Project: 2020-LI-2448
Pace Project No.: 92494129

Sample: 13937_AC_RD **Lab ID: 92494129001** Collected: 09/03/20 13:40 Received: 09/04/20 13:44 Matrix: Water

Parameters	Results	Units	Report Limit	DF	Prepared	Analyzed	CAS No.	Qual
6200B MSV	Analytical Method: SM 6200B Pace Analytical Services - Charlotte							
1,1-Dichloropropene	ND	ug/L	0.50	1		09/05/20 03:05	563-58-6	
cis-1,3-Dichloropropene	ND	ug/L	0.50	1		09/05/20 03:05	10061-01-5	
trans-1,3-Dichloropropene	ND	ug/L	0.50	1		09/05/20 03:05	10061-02-6	
Diisopropyl ether	ND	ug/L	0.50	1		09/05/20 03:05	108-20-3	
Ethylbenzene	ND	ug/L	0.50	1		09/05/20 03:05	100-41-4	
Hexachloro-1,3-butadiene	ND	ug/L	2.0	1		09/05/20 03:05	87-68-3	
Isopropylbenzene (Cumene)	ND	ug/L	0.50	1		09/05/20 03:05	98-82-8	
Methylene Chloride	ND	ug/L	2.0	1		09/05/20 03:05	75-09-2	
Methyl-tert-butyl ether	ND	ug/L	0.50	1		09/05/20 03:05	1634-04-4	
Naphthalene	ND	ug/L	2.0	1		09/05/20 03:05	91-20-3	
n-Propylbenzene	ND	ug/L	0.50	1		09/05/20 03:05	103-65-1	
Styrene	ND	ug/L	0.50	1		09/05/20 03:05	100-42-5	
1,1,1,2-Tetrachloroethane	ND	ug/L	0.50	1		09/05/20 03:05	630-20-6	
1,1,2,2-Tetrachloroethane	ND	ug/L	0.50	1		09/05/20 03:05	79-34-5	
Tetrachloroethene	ND	ug/L	0.50	1		09/05/20 03:05	127-18-4	
Toluene	ND	ug/L	0.50	1		09/05/20 03:05	108-88-3	
1,2,3-Trichlorobenzene	ND	ug/L	2.0	1		09/05/20 03:05	87-61-6	
1,2,4-Trichlorobenzene	ND	ug/L	2.0	1		09/05/20 03:05	120-82-1	
1,1,1-Trichloroethane	ND	ug/L	0.50	1		09/05/20 03:05	71-55-6	
1,1,2-Trichloroethane	ND	ug/L	0.50	1		09/05/20 03:05	79-00-5	
Trichloroethene	ND	ug/L	0.50	1		09/05/20 03:05	79-01-6	
Trichlorofluoromethane	ND	ug/L	1.0	1		09/05/20 03:05	75-69-4	
1,2,3-Trichloropropane	ND	ug/L	0.50	1		09/05/20 03:05	96-18-4	
1,2,4-Trimethylbenzene	ND	ug/L	0.50	1		09/05/20 03:05	95-63-6	
1,3,5-Trimethylbenzene	ND	ug/L	0.50	1		09/05/20 03:05	108-67-8	
Vinyl chloride	ND	ug/L	1.0	1		09/05/20 03:05	75-01-4	
m&p-Xylene	ND	ug/L	1.0	1		09/05/20 03:05	179601-23-1	
o-Xylene	ND	ug/L	0.50	1		09/05/20 03:05	95-47-6	
Surrogates								
1,2-Dichloroethane-d4 (S)	98	%	70-130	1		09/05/20 03:05	17060-07-0	
4-Bromofluorobenzene (S)	103	%	70-130	1		09/05/20 03:05	460-00-4	
Toluene-d8 (S)	103	%	70-130	1		09/05/20 03:05	2037-26-5	

REPORT OF LABORATORY ANALYSIS

This report shall not be reproduced, except in full,
without the written consent of Pace Analytical Services, LLC.

Pace Analytical Services, LLC
9800 Kincey Ave. Suite 100
Huntersville, NC 28078
(704)875-9092

QUALITY CONTROL DATA

Project: 2020-LI-2448
Pace Project No.: 92494129

QC Batch: 1538814
QC Batch Method: MADEPV
Analysis Method: MADEP VPH
Analysis Description: MADEPV
Laboratory: Pace National - Mt. Juliet

Associated Lab Samples: 92494129001

METHOD BLANK: R3567742-3 Matrix: Water
Associated Lab Samples: 92494129001

Parameter	Units	Blank Result	Reporting Limit	Analyzed	Qualifiers
Aliphatic (C05-C08)	ug/L	ND	100	09/06/20 08:45	
Aliphatic (C09-C12)	ug/L	ND	100	09/06/20 08:45	
Aromatic (C09-C10),Unadjusted	ug/L	ND	100	09/06/20 08:45	
Total VPH	ug/L	ND	100	09/06/20 08:45	
2,5-Dibromotoluene (FID)	%	92.1	70.0-130	09/06/20 08:45	
2,5-Dibromotoluene (PID)	%	88.1	70.0-130	09/06/20 08:45	

LABORATORY CONTROL SAMPLE & LCSD: R3567742-1 R3567742-2

Parameter	Units	Spike Conc.	LCS Result	LCSD Result	LCS % Rec	LCSD % Rec	% Rec Limits	RPD	Max RPD	Qualifiers
Aliphatic (C05-C08)	ug/L	1200	1130	1110	94.2	92.5	70.0-130	1.79	25	
Aliphatic (C09-C12)	ug/L	1400	1380	1380	98.6	98.6	70.0-130	0.00	25	
Aromatic (C09-C10),Unadjusted	ug/L	200	177	180	88.5	90.0	70.0-130	1.68	25	
Total VPH	ug/L	2800	2690	2670	96.1	95.4	70.0-130	0.746	25	
2,5-Dibromotoluene (FID)	%				94.8	94.8	70.0-130			
2,5-Dibromotoluene (PID)	%				87.9	88.5	70.0-130			

Results presented on this page are in the units indicated by the "Units" column except where an alternate unit is presented to the right of the result.

REPORT OF LABORATORY ANALYSIS

This report shall not be reproduced, except in full,
without the written consent of Pace Analytical Services, LLC.

Pace Analytical Services, LLC
9800 Kincey Ave. Suite 100
Huntersville, NC 28078
(704)875-9092

QUALITY CONTROL DATA

Project: 2020-LI-2448
Pace Project No.: 92494129

QC Batch: 564765
QC Batch Method: EPA 3010A
Analysis Method: EPA 6010D
Analysis Description: 6010 MET
Laboratory: Pace Analytical Services - Asheville

Associated Lab Samples: 92494129001

METHOD BLANK: 2993776 Matrix: Water
Associated Lab Samples: 92494129001

Parameter	Units	Blank Result	Reporting Limit	Analyzed	Qualifiers
Lead	ug/L	ND	5.0	09/07/20 18:15	

LABORATORY CONTROL SAMPLE: 2993777

Parameter	Units	Spike Conc.	LCS Result	LCS % Rec	% Rec Limits	Qualifiers
Lead	ug/L	500	490	98	80-120	

MATRIX SPIKE & MATRIX SPIKE DUPLICATE: 2993778 2993779

Parameter	Units	92494126001 Result	MS Spike Conc.	MSD Spike Conc.	MS Result	MSD Result	MS % Rec	MSD % Rec	% Rec Limits	RPD	Qual
Lead	ug/L	ND	500	500	519	514	104	103	75-125	1	

Results presented on this page are in the units indicated by the "Units" column except where an alternate unit is presented to the right of the result.

REPORT OF LABORATORY ANALYSIS

This report shall not be reproduced, except in full,
without the written consent of Pace Analytical Services, LLC.

Pace Analytical Services, LLC
9800 Kincey Ave. Suite 100
Huntersville, NC 28078
(704)875-9092

QUALITY CONTROL DATA

Project: 2020-LI-2448
Pace Project No.: 92494129

QC Batch: 564452
QC Batch Method: SM 6200B
Analysis Method: SM 6200B
Analysis Description: 6200B MSV
Laboratory: Pace Analytical Services - Charlotte

Associated Lab Samples: 92494129001

METHOD BLANK: 2992221 Matrix: Water
Associated Lab Samples: 92494129001

Parameter	Units	Blank Result	Reporting Limit	Analyzed	Qualifiers
1,1,1,2-Tetrachloroethane	ug/L	ND	0.50	09/05/20 02:12	
1,1,1-Trichloroethane	ug/L	ND	0.50	09/05/20 02:12	
1,1,2,2-Tetrachloroethane	ug/L	ND	0.50	09/05/20 02:12	
1,1,2-Trichloroethane	ug/L	ND	0.50	09/05/20 02:12	
1,1-Dichloroethane	ug/L	ND	0.50	09/05/20 02:12	
1,1-Dichloroethene	ug/L	ND	0.50	09/05/20 02:12	
1,1-Dichloropropene	ug/L	ND	0.50	09/05/20 02:12	
1,2,3-Trichlorobenzene	ug/L	ND	2.0	09/05/20 02:12	
1,2,3-Trichloropropane	ug/L	ND	0.50	09/05/20 02:12	
1,2,4-Trichlorobenzene	ug/L	ND	2.0	09/05/20 02:12	
1,2,4-Trimethylbenzene	ug/L	ND	0.50	09/05/20 02:12	
1,2-Dibromo-3-chloropropane	ug/L	ND	1.0	09/05/20 02:12	
1,2-Dibromoethane (EDB)	ug/L	ND	0.50	09/05/20 02:12	
1,2-Dichlorobenzene	ug/L	ND	0.50	09/05/20 02:12	
1,2-Dichloroethane	ug/L	ND	0.50	09/05/20 02:12	
1,2-Dichloropropane	ug/L	ND	0.50	09/05/20 02:12	
1,3,5-Trimethylbenzene	ug/L	ND	0.50	09/05/20 02:12	
1,3-Dichlorobenzene	ug/L	ND	0.50	09/05/20 02:12	
1,3-Dichloropropane	ug/L	ND	0.50	09/05/20 02:12	
1,4-Dichlorobenzene	ug/L	ND	0.50	09/05/20 02:12	
2,2-Dichloropropane	ug/L	ND	0.50	09/05/20 02:12	
2-Chlorotoluene	ug/L	ND	0.50	09/05/20 02:12	
4-Chlorotoluene	ug/L	ND	0.50	09/05/20 02:12	
Benzene	ug/L	ND	0.50	09/05/20 02:12	
Bromobenzene	ug/L	ND	0.50	09/05/20 02:12	
Bromochloromethane	ug/L	ND	0.50	09/05/20 02:12	
Bromodichloromethane	ug/L	ND	0.50	09/05/20 02:12	
Bromoform	ug/L	ND	0.50	09/05/20 02:12	
Bromomethane	ug/L	ND	5.0	09/05/20 02:12	
Carbon tetrachloride	ug/L	ND	0.50	09/05/20 02:12	
Chlorobenzene	ug/L	ND	0.50	09/05/20 02:12	
Chloroethane	ug/L	ND	1.0	09/05/20 02:12	
Chloroform	ug/L	ND	0.50	09/05/20 02:12	
Chloromethane	ug/L	ND	1.0	09/05/20 02:12	
cis-1,2-Dichloroethene	ug/L	ND	0.50	09/05/20 02:12	
cis-1,3-Dichloropropene	ug/L	ND	0.50	09/05/20 02:12	
Dibromochloromethane	ug/L	ND	0.50	09/05/20 02:12	
Dibromomethane	ug/L	ND	0.50	09/05/20 02:12	
Dichlorodifluoromethane	ug/L	ND	0.50	09/05/20 02:12	
Diisopropyl ether	ug/L	ND	0.50	09/05/20 02:12	

Results presented on this page are in the units indicated by the "Units" column except where an alternate unit is presented to the right of the result.

REPORT OF LABORATORY ANALYSIS

This report shall not be reproduced, except in full,
without the written consent of Pace Analytical Services, LLC.

Pace Analytical Services, LLC
9800 Kincey Ave. Suite 100
Huntersville, NC 28078
(704)875-9092

QUALITY CONTROL DATA

Project: 2020-LI-2448
Pace Project No.: 92494129

METHOD BLANK: 2992221 Matrix: Water
Associated Lab Samples: 92494129001

Parameter	Units	Blank Result	Reporting Limit	Analyzed	Qualifiers
Ethylbenzene	ug/L	ND	0.50	09/05/20 02:12	
Hexachloro-1,3-butadiene	ug/L	ND	2.0	09/05/20 02:12	
Isopropylbenzene (Cumene)	ug/L	ND	0.50	09/05/20 02:12	
m&p-Xylene	ug/L	ND	1.0	09/05/20 02:12	
Methyl-tert-butyl ether	ug/L	ND	0.50	09/05/20 02:12	
Methylene Chloride	ug/L	ND	2.0	09/05/20 02:12	
n-Butylbenzene	ug/L	ND	0.50	09/05/20 02:12	
n-Propylbenzene	ug/L	ND	0.50	09/05/20 02:12	
Naphthalene	ug/L	ND	2.0	09/05/20 02:12	
o-Xylene	ug/L	ND	0.50	09/05/20 02:12	
sec-Butylbenzene	ug/L	ND	0.50	09/05/20 02:12	
Styrene	ug/L	ND	0.50	09/05/20 02:12	
tert-Butylbenzene	ug/L	ND	0.50	09/05/20 02:12	
Tetrachloroethene	ug/L	ND	0.50	09/05/20 02:12	
Toluene	ug/L	ND	0.50	09/05/20 02:12	
trans-1,2-Dichloroethene	ug/L	ND	0.50	09/05/20 02:12	
trans-1,3-Dichloropropene	ug/L	ND	0.50	09/05/20 02:12	
Trichloroethene	ug/L	ND	0.50	09/05/20 02:12	
Trichlorofluoromethane	ug/L	ND	1.0	09/05/20 02:12	
Vinyl chloride	ug/L	ND	1.0	09/05/20 02:12	
1,2-Dichloroethane-d4 (S)	%	101	70-130	09/05/20 02:12	
4-Bromofluorobenzene (S)	%	102	70-130	09/05/20 02:12	
Toluene-d8 (S)	%	103	70-130	09/05/20 02:12	

LABORATORY CONTROL SAMPLE: 2992222

Parameter	Units	Spike Conc.	LCS Result	LCS % Rec	% Rec Limits	Qualifiers
1,1,1,2-Tetrachloroethane	ug/L	50	54.8	110	60-140	
1,1,1-Trichloroethane	ug/L	50	56.6	113	60-140	
1,1,2,2-Tetrachloroethane	ug/L	50	50.9	102	60-140	
1,1,2-Trichloroethane	ug/L	50	54.0	108	60-140	
1,1-Dichloroethane	ug/L	50	50.7	101	60-140	
1,1-Dichloroethene	ug/L	50	51.2	102	60-140	
1,1-Dichloropropene	ug/L	50	52.5	105	60-140	
1,2,3-Trichlorobenzene	ug/L	50	53.2	106	60-140	
1,2,3-Trichloropropane	ug/L	50	52.1	104	60-140	
1,2,4-Trichlorobenzene	ug/L	50	53.7	107	60-140	
1,2,4-Trimethylbenzene	ug/L	50	50.1	100	60-140	
1,2-Dibromo-3-chloropropane	ug/L	50	47.3	95	60-140	
1,2-Dibromoethane (EDB)	ug/L	50	53.6	107	60-140	
1,2-Dichlorobenzene	ug/L	50	49.3	99	60-140	
1,2-Dichloroethane	ug/L	50	46.1	92	60-140	
1,2-Dichloropropane	ug/L	50	51.4	103	60-140	
1,3,5-Trimethylbenzene	ug/L	50	50.1	100	60-140	

Results presented on this page are in the units indicated by the "Units" column except where an alternate unit is presented to the right of the result.

REPORT OF LABORATORY ANALYSIS

This report shall not be reproduced, except in full,
without the written consent of Pace Analytical Services, LLC.

Pace Analytical Services, LLC
9800 Kincey Ave. Suite 100
Huntersville, NC 28078
(704)875-9092

QUALITY CONTROL DATA

Project: 2020-LI-2448
Pace Project No.: 92494129

LABORATORY CONTROL SAMPLE: 2992222

Parameter	Units	Spike Conc.	LCS Result	LCS % Rec	% Rec Limits	Qualifiers
1,3-Dichlorobenzene	ug/L	50	50.9	102	60-140	
1,3-Dichloropropane	ug/L	50	53.3	107	60-140	
1,4-Dichlorobenzene	ug/L	50	50.1	100	60-140	
2,2-Dichloropropane	ug/L	50	50.6	101	60-140	
2-Chlorotoluene	ug/L	50	50.4	101	60-140	
4-Chlorotoluene	ug/L	50	48.5	97	60-140	
Benzene	ug/L	50	48.9	98	60-140	
Bromobenzene	ug/L	50	51.2	102	60-140	
Bromochloromethane	ug/L	50	53.4	107	60-140	
Bromodichloromethane	ug/L	50	49.1	98	60-140	
Bromoform	ug/L	50	43.8	88	60-140	
Bromomethane	ug/L	50	59.6	119	60-140	
Carbon tetrachloride	ug/L	50	54.7	109	60-140	
Chlorobenzene	ug/L	50	48.2	96	60-140	
Chloroethane	ug/L	50	45.9	92	60-140	
Chloroform	ug/L	50	49.8	100	60-140	
Chloromethane	ug/L	50	42.0	84	60-140	
cis-1,2-Dichloroethene	ug/L	50	49.4	99	60-140	
cis-1,3-Dichloropropene	ug/L	50	57.5	115	60-140	
Dibromochloromethane	ug/L	50	47.0	94	60-140	
Dibromomethane	ug/L	50	52.3	105	60-140	
Dichlorodifluoromethane	ug/L	50	46.3	93	60-140	
Diisopropyl ether	ug/L	50	51.1	102	60-140	
Ethylbenzene	ug/L	50	48.3	97	60-140	
Hexachloro-1,3-butadiene	ug/L	50	49.1	98	60-140	
Isopropylbenzene (Cumene)	ug/L	50	49.0	98	60-140	
m&p-Xylene	ug/L	100	97.2	97	60-140	
Methyl-tert-butyl ether	ug/L	50	53.1	106	60-140	
Methylene Chloride	ug/L	50	51.4	103	60-140	
n-Butylbenzene	ug/L	50	50.5	101	60-140	
n-Propylbenzene	ug/L	50	48.8	98	60-140	
Naphthalene	ug/L	50	53.9	108	60-140	
o-Xylene	ug/L	50	48.7	97	60-140	
sec-Butylbenzene	ug/L	50	49.8	100	60-140	
Styrene	ug/L	50	50.7	101	60-140	
tert-Butylbenzene	ug/L	50	43.1	86	60-140	
Tetrachloroethene	ug/L	50	48.9	98	60-140	
Toluene	ug/L	50	47.1	94	60-140	
trans-1,2-Dichloroethene	ug/L	50	51.6	103	60-140	
trans-1,3-Dichloropropene	ug/L	50	55.9	112	60-140	
Trichloroethene	ug/L	50	54.3	109	60-140	
Trichlorofluoromethane	ug/L	50	45.0	90	60-140	
Vinyl chloride	ug/L	50	45.9	92	60-140	
1,2-Dichloroethane-d4 (S)	%			101	70-130	
4-Bromofluorobenzene (S)	%			100	70-130	
Toluene-d8 (S)	%			99	70-130	

Results presented on this page are in the units indicated by the "Units" column except where an alternate unit is presented to the right of the result.

REPORT OF LABORATORY ANALYSIS

This report shall not be reproduced, except in full,
without the written consent of Pace Analytical Services, LLC.

Pace Analytical Services, LLC
9800 Kincey Ave. Suite 100
Huntersville, NC 28078
(704)875-9092

QUALITY CONTROL DATA

Project: 2020-LI-2448
Pace Project No.: 92494129

MATRIX SPIKE & MATRIX SPIKE DUPLICATE: 2992223 2992224

Parameter	Units	92493560011 Result	MS Spike Conc.	MSD Spike Conc.	MS Result	MSD Result	MS % Rec	MSD % Rec	% Rec Limits	RPD	Qual
1,1,1,2-Tetrachloroethane	ug/L	ND	20	20	22.1	21.4	110	107	60-140	3	
1,1,1-Trichloroethane	ug/L	ND	20	20	26.5	25.5	133	128	60-140	4	
1,1,2,2-Tetrachloroethane	ug/L	ND	20	20	22.1	21.3	111	106	60-140	4	
1,1,2-Trichloroethane	ug/L	ND	20	20	22.9	22.7	114	113	60-140	1	
1,1-Dichloroethane	ug/L	ND	20	20	25.5	24.0	128	120	60-140	6	
1,1-Dichloroethene	ug/L	ND	20	20	26.8	25.1	134	126	60-140	7	
1,1-Dichloropropene	ug/L	ND	20	20	25.8	24.9	129	124	60-140	4	
1,2,3-Trichlorobenzene	ug/L	ND	20	20	23.8	23.2	119	116	60-140	3	
1,2,3-Trichloropropane	ug/L	ND	20	20	23.4	22.4	117	112	60-140	4	
1,2,4-Trichlorobenzene	ug/L	ND	20	20	24.7	23.4	123	117	60-140	5	
1,2,4-Trimethylbenzene	ug/L	ND	20	20	23.1	21.9	115	109	60-140	5	
1,2-Dibromo-3-chloropropane	ug/L	ND	20	20	18.7	17.9	94	90	60-140	4	
1,2-Dibromoethane (EDB)	ug/L	ND	20	20	24.2	22.2	121	111	60-140	9	
1,2-Dichlorobenzene	ug/L	ND	20	20	22.8	21.3	114	107	60-140	7	
1,2-Dichloroethane	ug/L	ND	20	20	22.5	21.4	113	107	60-140	5	
1,2-Dichloropropane	ug/L	ND	20	20	24.6	23.4	123	117	60-140	5	
1,3,5-Trimethylbenzene	ug/L	ND	20	20	23.4	21.9	117	110	60-140	6	
1,3-Dichlorobenzene	ug/L	ND	20	20	23.9	22.4	119	112	60-140	6	
1,3-Dichloropropane	ug/L	ND	20	20	23.8	22.9	119	114	60-140	4	
1,4-Dichlorobenzene	ug/L	ND	20	20	22.6	22.1	113	110	60-140	2	
2,2-Dichloropropane	ug/L	ND	20	20	23.9	22.3	120	112	60-140	7	
2-Chlorotoluene	ug/L	ND	20	20	23.8	22.0	119	110	60-140	8	
4-Chlorotoluene	ug/L	ND	20	20	22.5	21.7	112	108	60-140	4	
Benzene	ug/L	ND	20	20	23.3	22.7	117	113	60-140	3	
Bromobenzene	ug/L	ND	20	20	23.1	21.4	115	107	60-140	8	
Bromochloromethane	ug/L	ND	20	20	25.2	24.0	126	120	60-140	5	
Bromodichloromethane	ug/L	ND	20	20	21.4	21.3	107	107	60-140	0	
Bromoform	ug/L	ND	20	20	18.8	18.4	94	92	60-140	2	
Bromomethane	ug/L	ND	20	20	29.9	29.4	149	147	60-140	1	M1
Carbon tetrachloride	ug/L	ND	20	20	24.3	23.3	122	116	60-140	4	
Chlorobenzene	ug/L	ND	20	20	22.3	21.5	111	107	60-140	4	
Chloroethane	ug/L	ND	20	20	25.6	24.4	128	122	60-140	5	
Chloroform	ug/L	ND	20	20	24.3	22.7	122	114	60-140	7	
Chloromethane	ug/L	ND	20	20	24.2	23.1	121	115	60-140	5	
cis-1,2-Dichloroethene	ug/L	ND	20	20	25.1	23.2	126	116	60-140	8	
cis-1,3-Dichloropropene	ug/L	ND	20	20	25.0	23.7	125	119	60-140	5	
Dibromochloromethane	ug/L	ND	20	20	20.9	20.2	104	101	60-140	3	
Dibromomethane	ug/L	ND	20	20	24.1	21.9	120	109	60-140	10	
Dichlorodifluoromethane	ug/L	ND	20	20	19.9	18.8	100	94	60-140	6	
Diisopropyl ether	ug/L	ND	20	20	23.2	22.3	116	112	60-140	4	
Ethylbenzene	ug/L	ND	20	20	23.0	21.6	115	108	60-140	6	
Hexachloro-1,3-butadiene	ug/L	ND	20	20	29.0	24.1	145	120	60-140	19	M1
Isopropylbenzene (Cumene)	ug/L	ND	20	20	23.0	22.4	115	112	60-140	2	
m&p-Xylene	ug/L	ND	40	40	45.7	44.7	114	112	60-140	2	
Methyl-tert-butyl ether	ug/L	ND	20	20	23.4	21.9	117	109	60-140	7	
Methylene Chloride	ug/L	ND	20	20	26.0	24.3	130	121	60-140	7	

Results presented on this page are in the units indicated by the "Units" column except where an alternate unit is presented to the right of the result.

REPORT OF LABORATORY ANALYSIS

This report shall not be reproduced, except in full,
without the written consent of Pace Analytical Services, LLC.

Pace Analytical Services, LLC
9800 Kincey Ave. Suite 100
Huntersville, NC 28078
(704)875-9092

QUALITY CONTROL DATA

Project: 2020-LI-2448
Pace Project No.: 92494129

MATRIX SPIKE & MATRIX SPIKE DUPLICATE: 2992223 2992224

Parameter	Units	92493560011 Result	MS Spike Conc.	MSD Spike Conc.	MS Result	MSD Result	MS % Rec	MSD % Rec	% Rec Limits	RPD	Qual
n-Butylbenzene	ug/L	ND	20	20	25.8	23.8	129	119	60-140	8	
n-Propylbenzene	ug/L	ND	20	20	23.0	22.3	115	112	60-140	3	
Naphthalene	ug/L	ND	20	20	22.6	21.5	113	108	60-140	5	
o-Xylene	ug/L	ND	20	20	23.1	21.8	116	109	60-140	6	
sec-Butylbenzene	ug/L	ND	20	20	24.4	23.2	122	116	60-140	5	
Styrene	ug/L	ND	20	20	23.6	22.4	118	112	60-140	5	
tert-Butylbenzene	ug/L	ND	20	20	20.9	19.6	104	98	60-140	6	
Tetrachloroethene	ug/L	ND	20	20	23.2	21.4	116	107	60-140	8	
Toluene	ug/L	ND	20	20	22.4	21.2	112	106	60-140	6	
trans-1,2-Dichloroethene	ug/L	ND	20	20	26.2	25.1	131	125	60-140	5	
trans-1,3-Dichloropropene	ug/L	ND	20	20	23.0	21.4	115	107	60-140	7	
Trichloroethene	ug/L	ND	20	20	26.1	25.3	131	126	60-140	3	
Trichlorofluoromethane	ug/L	ND	20	20	23.9	22.2	119	111	60-140	7	
Vinyl chloride	ug/L	ND	20	20	22.7	21.1	113	105	60-140	7	
1,2-Dichloroethane-d4 (S)	%						102	103	70-130		
4-Bromofluorobenzene (S)	%						103	103	70-130		
Toluene-d8 (S)	%						100	99	70-130		

Results presented on this page are in the units indicated by the "Units" column except where an alternate unit is presented to the right of the result.

REPORT OF LABORATORY ANALYSIS

This report shall not be reproduced, except in full,
without the written consent of Pace Analytical Services, LLC.

Pace Analytical Services, LLC
9800 Kincey Ave. Suite 100
Huntersville, NC 28078
(704)875-9092

QUALIFIERS

Project: 2020-LI-2448
Pace Project No.: 92494129

DEFINITIONS

DF - Dilution Factor, if reported, represents the factor applied to the reported data due to dilution of the sample aliquot.

ND - Not Detected at or above adjusted reporting limit.

TNTC - Too Numerous To Count

J - Estimated concentration above the adjusted method detection limit and below the adjusted reporting limit.

MDL - Adjusted Method Detection Limit.

PQL - Practical Quantitation Limit.

RL - Reporting Limit - The lowest concentration value that meets project requirements for quantitative data with known precision and bias for a specific analyte in a specific matrix.

S - Surrogate

1,2-Diphenylhydrazine decomposes to and cannot be separated from Azobenzene using Method 8270. The result for each analyte is a combined concentration.

Consistent with EPA guidelines, unrounded data are displayed and have been used to calculate % recovery and RPD values.

LCS(D) - Laboratory Control Sample (Duplicate)

MS(D) - Matrix Spike (Duplicate)

DUP - Sample Duplicate

RPD - Relative Percent Difference

NC - Not Calculable.

SG - Silica Gel - Clean-Up

U - Indicates the compound was analyzed for, but not detected.

Acid preservation may not be appropriate for 2 Chloroethylvinyl ether.

A separate vial preserved to a pH of 4-5 is recommended in SW846 Chapter 4 for the analysis of Acrolein and Acrylonitrile by EPA Method 8260.

N-Nitrosodiphenylamine decomposes and cannot be separated from Diphenylamine using Method 8270. The result reported for each analyte is a combined concentration.

Pace Analytical is TNI accredited. Contact your Pace PM for the current list of accredited analytes.

TNI - The NELAC Institute.

ANALYTE QUALIFIERS

M1 Matrix spike recovery exceeded QC limits. Batch accepted based on laboratory control sample (LCS) recovery.

This report shall not be reproduced, except in full,
without the written consent of Pace Analytical Services, LLC.

Pace Analytical Services, LLC
9800 Kincey Ave. Suite 100
Huntersville, NC 28078
(704)875-9092

QUALITY CONTROL DATA CROSS REFERENCE TABLE

Project: 2020-LI-2448
Pace Project No.: 92494129

Lab ID	Sample ID	QC Batch Method	QC Batch	Analytical Method	Analytical Batch
92494129001	**13937_AC_RD**	MADEPV	1538814	MADEP VPH	1538814
92494129001	**13937_AC_RD**	EPA 3010A	564765	EPA 6010D	564778
92494129001	**13937_AC_RD**	SM 6200B	564452		

This report shall not be reproduced, except in full,
without the written consent of Pace Analytical Services, LLC.

CHAIN-OF-CUSTODY Analytical Request Document

Pace Analytical

Chain-of-Custody is a LEGAL DOCUMENT - Complete all relevent fields

WO# : 92494129

92494129

Company: Apex Companies	Billing Information:
Address:	
Report To: Andrew Street	Email To: AndrewStreet / EmilyLittle
Copy To:	Site Collection Info/Address: 13937 ACRD
Customer Project Name/Number: 2020-LI-2448	State: NC County/City: Huntersville Time Zone Collected: [ ] PT [ ] MT [ ] CT [X] ET
Phone: Email:	Site/Facility ID #: Compliance Monitoring? [ ] Yes [ ] No
Collected By (print): Caroline Negron	Purchase Order #: Quote #: DW PWS ID #: DW Location Code:
Collected By (signature): Caroline Negron	Turnaround Date Required: ASAP Immediately Packed on Ice: [X] Yes [ ] No
Sample Disposal: [ ] Dispose as appropriate [ ] Return [ ] Archive: _____ [ ] Hold: _____	Rush: [X] Same Day [ ] Next Day [ ] 2 Day [ ] 3 Day [ ] 4 Day [ ] 5 Day (Expedite Charges Apply) Field Filtered (if applicable): [ ] Yes [ ] No Analysis: _____

* Matrix Codes (Insert in Matrix box below): Drinking Water (DW), Ground Water (GW), Wastewater (WW), Product (P), Soil/Solid (SL), Oil (OL), Wipe (WP), Air (AR), Tissue (TS), Bioassay (B), Vapor (V), Other (OT)

Customer Sample ID	Matrix *	Comp / Grab	Collected (or Composite Start) Date	Collected (or Composite Start) Time	Composite End Date	Composite End Time	Res Cl	# of Ctns	SM6200B VOCs	Lead	MADEP VPH								Lab Sample # / Comments
13937 ACRD	DW	G	09/03/20	~~1840~~ 1340				8	X	X	X								92494129 001

** Preservative Types: (1) nitric acid, (2) sulfuric acid, (3) hydrochloric acid, (4) sodium hydroxide, (5) zinc acetate, (6) methanol, (7) sodium bisulfate, (8) sodium thiosulfate, (9) hexane, (A) ascorbic acid, (B) ammonium sulfate, (C) ammonium hydroxide, (D) TSP, (U) Unpreserved, (O) Other _____

Container Preservative Type

Analyses

Lab Profile/Line:

Lab Sample Receipt Checklist:

Custody Seals Present/Intact	Y N NA
Custody Signatures Present	Y N NA
Collector Signature Present	Y N NA
Bottles Intact	Y N NA
Correct Bottles	Y N NA
Sufficient Volume	Y N NA
Samples Received on Ice	Y N NA
VOA - Headspace Acceptable	Y N NA
USDA Regulated Soils	Y N NA
Samples in Holding Time	Y N NA
Residual Chlorine Present	Y N NA
Cl Strips: _____	
Sample pH Acceptable	Y N NA
pH Strips: _____	
Sulfide Present	Y N NA
Lead Acetate Strips: _____	

LAB USE ONLY:
Lab Sample # / Comments:

92494129 001

Customer Remarks / Special Conditions / Possible Hazards:

Type of Ice Used: (Wet) Blue Dry None

Packing Material Used: b. bags

Radchem sample(s) screened (<500 cpm): Y N (NA)

SHORT HOLDS PRESENT (<72 hours): Y (N) N/A

Lab Tracking #: 2539217

Samples received via: FEDEX UPS Client Courier (Pace Courier)

Lab Sample Temperature Info:
Temp Blank Received: Y (N) NA
Therm ID#: IR9ZT061
Cooler 1 Temp Upon Receipt: 1.0 oC
Cooler 1 Therm Corr. Factor: +0 oC
Cooler 1 Corrected Temp: 1.0 oC
Comments:

Relinquished by/Company: (Signature)	Date/Time:	Received by/Company: (Signature)	Date/Time:
Caroline Negron / Apex Cos	09/03/20; 1830		9-4-20 10:5
Relinquished by/Company: (Signature)	Date/Time:	Received by/Company: (Signature)	Date/Time:
	9-4-20 1349	AMP PACE	9-4-20 1344
Relinquished by/Company: (Signature)	Date/Time:	Received by/Company: (Signature)	Date/Time:

MTJL LAB USE ONLY
Table #:
Acctnum:
Template:
Prelogin:
PM:
PB:

Trip Blank Received: Y (N) NA
HCL MeOH TSP Other

Non Conformance(s): YES / NO

Page: _____ of: _____

***Check mark top half of box if pH and/or dechlorination is verified and within the acceptance range for preservation samples.**

Exceptions: VOA, Coliform, TOC, Oil and Grease, DRO/8015 (water) DOC, LLHg

****Bottom half of box is to list number of bottle**

Project # **WO# : 92494129**

PM: AMB Due Date: 09/05/20

CLIENT: 92-APEX MOOR

Item#	BP4U-125 mL Plastic Unpreserved (N/A) (Cl-)	BP3U-250 mL Plastic Unpreserved (N/A)	BP2U-500 mL Plastic Unpreserved (N/A)	BP1U-1 liter Plastic Unpreserved (N/A)	BP4S-125 mL Plastic H2SO4 (pH < 2) (Cl-)	BP3N-250 mL plastic HNO3 (pH < 2)	BP4Z-125 mL Plastic ZN Acetate & NaOH (>9)	BP4C-125 mL Plastic NaOH (pH > 12) (Cl-)	WGFU-Wide-mouthed Glass jar Unpreserved	AG1U-1 liter Amber Unpreserved (N/A) (Cl-)	AG1H-1 liter Amber HCl (pH < 2)	AG3U-250 mL Amber Unpreserved (N/A) (Cl-)	AG1S-1 liter Amber H2SO4 (pH < 2)	AG3S-250 mL Amber H2SO4 (pH < 2)	AG3A(DG3A)-250 mL Amber NH4Cl (N/A)(Cl-)	DG9H-40 mL VOA HCl (N/A)	VG9T-40 mL VOA Na2S2O3 (N/A)	VG9U-40 mL VOA Unp (N/A)	DG9P-40 mL VOA H3PO4 (N/A)	VOAK (6 vials per kit)-5035 kit (N/A)	V/GK (3 vials per kit)-VPH/Gas kit (N/A)	SP5T-125 mL Sterile Plastic (N/A – lab)	SP2T-250 mL Sterile Plastic (N/A – lab)		BP3A-250 mL Plastic (NH2)2SO4 (9.3-9.7)	AG0U-100 mL Amber Unpreserved vials (N/A)	VSGU-20 mL Scintillation vials (N/A)	DG9U-40 mL Amber Unpreserved vials (N/A)
1						1 ✓										1													
2																													
3																													
4																													
5																													
6																													
7																													
8																													
9																													
10																													
11																													
12																													

pH Adjustment Log for Preserved Samples

Sample ID	Type of Preservative	pH upon receipt	Date preservation adjusted	Time preservation adjusted	Amount of Preservative added	Lot #

Note: Whenever there is a discrepancy affecting North Carolina compliance samples, a copy of this form will be sent to the North Carolina DEHNR Certification Office (i.e. Out of hold, incorrect preservative, out of temp, incorrect containers.

Pace Analytical Services, LLC
9800 Kincey Ave. Suite 100
Huntersville, NC 28078
(704)875-9092

September 08, 2020

Andrew Street
Apex Companies - NC
5900 Northwoods Business Pkwy
Suite 5900-0
Charlotte, NC 28269

RE: Project: 2020-LI-2448
Pace Project No.: 92494130

Dear Andrew Street:

Enclosed are the analytical results for sample(s) received by the laboratory on September 04, 2020. The results relate only to the samples included in this report. Results reported herein conform to the applicable TNI/NELAC Standards and the laboratory's Quality Manual, where applicable, unless otherwise noted in the body of the report.

The test results provided in this final report were generated by each of the following laboratories within the Pace Network:

- Pace National - Mt. Juliet
- Pace Analytical Services - Asheville
- Pace Analytical Services - Charlotte

If you have any questions concerning this report, please feel free to contact me.

Sincerely,

Angela M. Baioni

Angela Baioni
angela.baioni@pacelabs.com
(704)875-9092
Project Manager

Enclosures

cc: J Culbreath, Colonial Pipeline Company
Robert Hughes, Colonial Pipeline
Margaret King, APEX Companies, LLC
Emily Little, Apex Companies
Jeff Morrison, Colonial Pipeline Company
Tom Naumann, APEX Companies - NC
Joe Nicolette, Montrose-EPS
Christopher Schultz, Apex Companies
J Tate, Colonial Pipeline Company
Alex Testoff, Montrose-EPS
Michael Verdon, Colonial Pipeline Company
JM Wyatt, Colonial Pipeline Company

REPORT OF LABORATORY ANALYSIS

This report shall not be reproduced, except in full,
without the written consent of Pace Analytical Services, LLC.

Pace Analytical Services, LLC
9800 Kincey Ave. Suite 100
Huntersville, NC 28078
(704)875-9092

CERTIFICATIONS

Project: 2020-LI-2448
Pace Project No.: 92494130

Pace Analytical Services National
12065 Lebanon Road, Mt. Juliet, TN 37122
Alabama Certification #: 40660
Alaska Certification 17-026
Arizona Certification #: AZ0612
Arkansas Certification #: 88-0469
California Certification #: 2932
Canada Certification #: 1461.01
Colorado Certification #: TN00003
Connecticut Certification #: PH-0197
DOD Certification: #1461.01
EPA# TN00003
Florida Certification #: E87487
Georgia DW Certification #: 923
Georgia Certification: NELAP
Idaho Certification #: TN00003
Illinois Certification #: 200008
Indiana Certification #: C-TN-01
Iowa Certification #: 364
Kansas Certification #: E-10277
Kentucky UST Certification #: 16
Kentucky Certification #: 90010
Louisiana Certification #: AI30792
Louisiana DW Certification #: LA180010
Maine Certification #: TN0002
Maryland Certification #: 324
Massachusetts Certification #: M-TN003
Michigan Certification #: 9958
Minnesota Certification #: 047-999-395
Mississippi Certification #: TN00003
Missouri Certification #: 340
Montana Certification #: CERT0086
Nebraska Certification #: NE-OS-15-05
Nevada Certification #: TN-03-2002-34
New Hampshire Certification #: 2975
New Jersey Certification #: TN002
New Mexico DW Certification
New York Certification #: 11742
North Carolina Aquatic Toxicity Certification #: 41
North Carolina Drinking Water Certification #: 21704
North Carolina Environmental Certificate #: 375
North Dakota Certification #: R-140
Ohio VAP Certification #: CL0069
Oklahoma Certification #: 9915
Oregon Certification #: TN200002
Pennsylvania Certification #: 68-02979
Rhode Island Certification #: LAO00356
South Carolina Certification #: 84004
South Dakota Certification
Tennessee DW/Chem/Micro Certification #: 2006
Texas Certification #: T 104704245-17-14
Texas Mold Certification #: LAB0152
USDA Soil Permit #: P330-15-00234
Utah Certification #: TN00003
Virginia Certification #: VT2006
Vermont Dept. of Health: ID# VT-2006
Virginia Certification #: 460132
Washington Certification #: C847
West Virginia Certification #: 233
Wisconsin Certification #: 9980939910
Wyoming UST Certification #: via A2LA 2926.01
A2LA-ISO 17025 Certification #: 1461.01
A2LA-ISO 17025 Certification #: 1461.02
AIHA-LAP/LLC EMLAP Certification #:100789

Pace Analytical Services Charlotte
9800 Kincey Ave. Ste 100, Huntersville, NC 28078
Louisiana/NELAP Certification # LA170028
North Carolina Drinking Water Certification #: 37706
North Carolina Field Services Certification #: 5342
North Carolina Wastewater Certification #: 12
South Carolina Certification #: 99006001
Florida/NELAP Certification #: E87627
Kentucky UST Certification #: 84
Virginia/VELAP Certification #: 460221

Pace Analytical Services Asheville
2225 Riverside Drive, Asheville, NC 28804
Florida/NELAP Certification #: E87648
Massachusetts Certification #: M-NC030
North Carolina Drinking Water Certification #: 37712
North Carolina Wastewater Certification #: 40
South Carolina Certification #: 99030001
Virginia/VELAP Certification #: 460222

REPORT OF LABORATORY ANALYSIS

This report shall not be reproduced, except in full,
without the written consent of Pace Analytical Services, LLC.

Pace Analytical Services, LLC
9800 Kincey Ave. Suite 100
Huntersville, NC 28078
(704)875-9092

SAMPLE ANALYTE COUNT

Project: 2020-LI-2448
Pace Project No.: 92494130

Lab ID	Sample ID	Method	Analysts	Analytes Reported	Laboratory
92494130001	**13920_SIMS_RD**	MADEP VPH	DWR	6	PAN
		EPA 6010D	DS	1	PASI-A
		SM 6200B	SAS	63	PASI-C

PAN = Pace National - Mt. Juliet
PASI-A = Pace Analytical Services - Asheville
PASI-C = Pace Analytical Services - Charlotte

This report shall not be reproduced, except in full,
without the written consent of Pace Analytical Services, LLC.

Pace Analytical Services, LLC
9800 Kincey Ave. Suite 100
Huntersville, NC 28078
(704)875-9092

ANALYTICAL RESULTS

Project: 2020-LI-2448
Pace Project No.: 92494130

Sample: 13920_SIMS_RD **Lab ID: 92494130001** Collected: 09/03/20 17:25 Received: 09/04/20 13:44 Matrix: Water

Parameters	Results	Units	Report Limit	DF	Prepared	Analyzed	CAS No.	Qual
MADEPV	Analytical Method: MADEP VPH Preparation Method: MADEPV Pace National - Mt. Juliet							
Aliphatic (C05-C08)	ND	ug/L	100	1	09/06/20 13:20	09/06/20 13:20		
Aliphatic (C09-C12)	ND	ug/L	100	1	09/06/20 13:20	09/06/20 13:20		
Aromatic (C09-C10),Unadjusted	ND	ug/L	100	1	09/06/20 13:20	09/06/20 13:20	TPHC9C10A	
Total VPH	ND	ug/L	100	1	09/06/20 13:20	09/06/20 13:20	VPH	
Surrogates								
2,5-Dibromotoluene (FID)	93.2	%	70.0-130	1	09/06/20 13:20	09/06/20 13:20	615-59-8FID	
2,5-Dibromotoluene (PID)	87.4	%	70.0-130	1	09/06/20 13:20	09/06/20 13:20	615-59-8PID	
6010 MET ICP	Analytical Method: EPA 6010D Preparation Method: EPA 3010A Pace Analytical Services - Asheville							
Lead	ND	ug/L	5.0	1	09/05/20 01:12	09/07/20 18:42	7439-92-1	
6200B MSV	Analytical Method: SM 6200B Pace Analytical Services - Charlotte							
Benzene	ND	ug/L	0.50	1		09/05/20 03:58	71-43-2	
Bromobenzene	ND	ug/L	0.50	1		09/05/20 03:58	108-86-1	
Bromochloromethane	ND	ug/L	0.50	1		09/05/20 03:58	74-97-5	
Bromodichloromethane	ND	ug/L	0.50	1		09/05/20 03:58	75-27-4	
Bromoform	ND	ug/L	0.50	1		09/05/20 03:58	75-25-2	
Bromomethane	ND	ug/L	5.0	1		09/05/20 03:58	74-83-9	
n-Butylbenzene	ND	ug/L	0.50	1		09/05/20 03:58	104-51-8	
sec-Butylbenzene	ND	ug/L	0.50	1		09/05/20 03:58	135-98-8	
tert-Butylbenzene	ND	ug/L	0.50	1		09/05/20 03:58	98-06-6	
Carbon tetrachloride	ND	ug/L	0.50	1		09/05/20 03:58	56-23-5	
Chlorobenzene	ND	ug/L	0.50	1		09/05/20 03:58	108-90-7	
Chloroethane	ND	ug/L	1.0	1		09/05/20 03:58	75-00-3	
Chloroform	ND	ug/L	0.50	1		09/05/20 03:58	67-66-3	
Chloromethane	ND	ug/L	1.0	1		09/05/20 03:58	74-87-3	
2-Chlorotoluene	ND	ug/L	0.50	1		09/05/20 03:58	95-49-8	
4-Chlorotoluene	ND	ug/L	0.50	1		09/05/20 03:58	106-43-4	
1,2-Dibromo-3-chloropropane	ND	ug/L	1.0	1		09/05/20 03:58	96-12-8	
Dibromochloromethane	ND	ug/L	0.50	1		09/05/20 03:58	124-48-1	
1,2-Dibromoethane (EDB)	ND	ug/L	0.50	1		09/05/20 03:58	106-93-4	
Dibromomethane	ND	ug/L	0.50	1		09/05/20 03:58	74-95-3	
1,2-Dichlorobenzene	ND	ug/L	0.50	1		09/05/20 03:58	95-50-1	
1,3-Dichlorobenzene	ND	ug/L	0.50	1		09/05/20 03:58	541-73-1	
1,4-Dichlorobenzene	ND	ug/L	0.50	1		09/05/20 03:58	106-46-7	
Dichlorodifluoromethane	ND	ug/L	0.50	1		09/05/20 03:58	75-71-8	
1,1-Dichloroethane	ND	ug/L	0.50	1		09/05/20 03:58	75-34-3	
1,2-Dichloroethane	ND	ug/L	0.50	1		09/05/20 03:58	107-06-2	
1,1-Dichloroethene	ND	ug/L	0.50	1		09/05/20 03:58	75-35-4	
cis-1,2-Dichloroethene	ND	ug/L	0.50	1		09/05/20 03:58	156-59-2	
trans-1,2-Dichloroethene	ND	ug/L	0.50	1		09/05/20 03:58	156-60-5	
1,2-Dichloropropane	ND	ug/L	0.50	1		09/05/20 03:58	78-87-5	
1,3-Dichloropropane	ND	ug/L	0.50	1		09/05/20 03:58	142-28-9	
2,2-Dichloropropane	ND	ug/L	0.50	1		09/05/20 03:58	594-20-7	

REPORT OF LABORATORY ANALYSIS

This report shall not be reproduced, except in full,
without the written consent of Pace Analytical Services, LLC.

Pace Analytical Services, LLC
9800 Kincey Ave. Suite 100
Huntersville, NC 28078
(704)875-9092

ANALYTICAL RESULTS

Project: 2020-LI-2448
Pace Project No.: 92494130

Sample: 13920_SIMS_RD **Lab ID: 92494130001** Collected: 09/03/20 17:25 Received: 09/04/20 13:44 Matrix: Water

Parameters	Results	Units	Report Limit	DF	Prepared	Analyzed	CAS No.	Qual
6200B MSV	Analytical Method: SM 6200B Pace Analytical Services - Charlotte							
1,1-Dichloropropene	ND	ug/L	0.50	1		09/05/20 03:58	563-58-6	
cis-1,3-Dichloropropene	ND	ug/L	0.50	1		09/05/20 03:58	10061-01-5	
trans-1,3-Dichloropropene	ND	ug/L	0.50	1		09/05/20 03:58	10061-02-6	
Diisopropyl ether	ND	ug/L	0.50	1		09/05/20 03:58	108-20-3	
Ethylbenzene	ND	ug/L	0.50	1		09/05/20 03:58	100-41-4	
Hexachloro-1,3-butadiene	ND	ug/L	2.0	1		09/05/20 03:58	87-68-3	
Isopropylbenzene (Cumene)	ND	ug/L	0.50	1		09/05/20 03:58	98-82-8	
Methylene Chloride	ND	ug/L	2.0	1		09/05/20 03:58	75-09-2	
Methyl-tert-butyl ether	ND	ug/L	0.50	1		09/05/20 03:58	1634-04-4	
Naphthalene	ND	ug/L	2.0	1		09/05/20 03:58	91-20-3	
n-Propylbenzene	ND	ug/L	0.50	1		09/05/20 03:58	103-65-1	
Styrene	ND	ug/L	0.50	1		09/05/20 03:58	100-42-5	
1,1,1,2-Tetrachloroethane	ND	ug/L	0.50	1		09/05/20 03:58	630-20-6	
1,1,2,2-Tetrachloroethane	ND	ug/L	0.50	1		09/05/20 03:58	79-34-5	
Tetrachloroethene	ND	ug/L	0.50	1		09/05/20 03:58	127-18-4	
Toluene	ND	ug/L	0.50	1		09/05/20 03:58	108-88-3	
1,2,3-Trichlorobenzene	ND	ug/L	2.0	1		09/05/20 03:58	87-61-6	
1,2,4-Trichlorobenzene	ND	ug/L	2.0	1		09/05/20 03:58	120-82-1	
1,1,1-Trichloroethane	ND	ug/L	0.50	1		09/05/20 03:58	71-55-6	
1,1,2-Trichloroethane	ND	ug/L	0.50	1		09/05/20 03:58	79-00-5	
Trichloroethene	ND	ug/L	0.50	1		09/05/20 03:58	79-01-6	
Trichlorofluoromethane	ND	ug/L	1.0	1		09/05/20 03:58	75-69-4	
1,2,3-Trichloropropane	ND	ug/L	0.50	1		09/05/20 03:58	96-18-4	
1,2,4-Trimethylbenzene	ND	ug/L	0.50	1		09/05/20 03:58	95-63-6	
1,3,5-Trimethylbenzene	ND	ug/L	0.50	1		09/05/20 03:58	108-67-8	
Vinyl chloride	ND	ug/L	1.0	1		09/05/20 03:58	75-01-4	
m&p-Xylene	ND	ug/L	1.0	1		09/05/20 03:58	179601-23-1	
o-Xylene	ND	ug/L	0.50	1		09/05/20 03:58	95-47-6	
Surrogates								
1,2-Dichloroethane-d4 (S)	103	%	70-130	1		09/05/20 03:58	17060-07-0	
4-Bromofluorobenzene (S)	103	%	70-130	1		09/05/20 03:58	460-00-4	
Toluene-d8 (S)	101	%	70-130	1		09/05/20 03:58	2037-26-5	

REPORT OF LABORATORY ANALYSIS

This report shall not be reproduced, except in full,
without the written consent of Pace Analytical Services, LLC.

Pace Analytical Services, LLC
9800 Kincey Ave. Suite 100
Huntersville, NC 28078
(704)875-9092

QUALITY CONTROL DATA

Project: 2020-LI-2448
Pace Project No.: 92494130

QC Batch: 1538814
QC Batch Method: MADEPV
Analysis Method: MADEP VPH
Analysis Description: MADEPV
Laboratory: Pace National - Mt. Juliet

Associated Lab Samples: 92494130001

METHOD BLANK: R3567742-3 Matrix: Water
Associated Lab Samples: 92494130001

Parameter	Units	Blank Result	Reporting Limit	Analyzed	Qualifiers
Aliphatic (C05-C08)	ug/L	ND	100	09/06/20 08:45	
Aliphatic (C09-C12)	ug/L	ND	100	09/06/20 08:45	
Aromatic (C09-C10),Unadjusted	ug/L	ND	100	09/06/20 08:45	
Total VPH	ug/L	ND	100	09/06/20 08:45	
2,5-Dibromotoluene (FID)	%	92.1	70.0-130	09/06/20 08:45	
2,5-Dibromotoluene (PID)	%	88.1	70.0-130	09/06/20 08:45	

LABORATORY CONTROL SAMPLE & LCSD: R3567742-1 R3567742-2

Parameter	Units	Spike Conc.	LCS Result	LCSD Result	LCS % Rec	LCSD % Rec	% Rec Limits	RPD	Max RPD	Qualifiers
Aliphatic (C05-C08)	ug/L	1200	1130	1110	94.2	92.5	70.0-130	1.79	25	
Aliphatic (C09-C12)	ug/L	1400	1380	1380	98.6	98.6	70.0-130	0.00	25	
Aromatic (C09-C10),Unadjusted	ug/L	200	177	180	88.5	90.0	70.0-130	1.68	25	
Total VPH	ug/L	2800	2690	2670	96.1	95.4	70.0-130	0.746	25	
2,5-Dibromotoluene (FID)	%				94.8	94.8	70.0-130			
2,5-Dibromotoluene (PID)	%				87.9	88.5	70.0-130			

Results presented on this page are in the units indicated by the "Units" column except where an alternate unit is presented to the right of the result.

REPORT OF LABORATORY ANALYSIS

This report shall not be reproduced, except in full,
without the written consent of Pace Analytical Services, LLC.

Pace Analytical Services, LLC
9800 Kincey Ave. Suite 100
Huntersville, NC 28078
(704)875-9092

QUALITY CONTROL DATA

Project: 2020-LI-2448
Pace Project No.: 92494130

QC Batch: 564765
QC Batch Method: EPA 3010A
Analysis Method: EPA 6010D
Analysis Description: 6010 MET
Laboratory: Pace Analytical Services - Asheville
Associated Lab Samples: 92494130001

METHOD BLANK: 2993776 Matrix: Water
Associated Lab Samples: 92494130001

Parameter	Units	Blank Result	Reporting Limit	Analyzed	Qualifiers
Lead	ug/L	ND	5.0	09/07/20 18:15	

LABORATORY CONTROL SAMPLE: 2993777

Parameter	Units	Spike Conc.	LCS Result	LCS % Rec	% Rec Limits	Qualifiers
Lead	ug/L	500	490	98	80-120	

MATRIX SPIKE & MATRIX SPIKE DUPLICATE: 2993778 2993779

Parameter	Units	92494126001 Result	MS Spike Conc.	MSD Spike Conc.	MS Result	MSD Result	MS % Rec	MSD % Rec	% Rec Limits	RPD	Qual
Lead	ug/L	ND	500	500	519	514	104	103	75-125	1	

Results presented on this page are in the units indicated by the "Units" column except where an alternate unit is presented to the right of the result.

REPORT OF LABORATORY ANALYSIS

This report shall not be reproduced, except in full,
without the written consent of Pace Analytical Services, LLC.

Pace Analytical Services, LLC
9800 Kincey Ave. Suite 100
Huntersville, NC 28078
(704)875-9092

QUALITY CONTROL DATA

Project: 2020-LI-2448
Pace Project No.: 92494130

QC Batch: 564452
QC Batch Method: SM 6200B
Analysis Method: SM 6200B
Analysis Description: 6200B MSV
Laboratory: Pace Analytical Services - Charlotte

Associated Lab Samples: 92494130001

METHOD BLANK: 2992221 Matrix: Water
Associated Lab Samples: 92494130001

Parameter	Units	Blank Result	Reporting Limit	Analyzed	Qualifiers
1,1,1,2-Tetrachloroethane	ug/L	ND	0.50	09/05/20 02:12	
1,1,1-Trichloroethane	ug/L	ND	0.50	09/05/20 02:12	
1,1,2,2-Tetrachloroethane	ug/L	ND	0.50	09/05/20 02:12	
1,1,2-Trichloroethane	ug/L	ND	0.50	09/05/20 02:12	
1,1-Dichloroethane	ug/L	ND	0.50	09/05/20 02:12	
1,1-Dichloroethene	ug/L	ND	0.50	09/05/20 02:12	
1,1-Dichloropropene	ug/L	ND	0.50	09/05/20 02:12	
1,2,3-Trichlorobenzene	ug/L	ND	2.0	09/05/20 02:12	
1,2,3-Trichloropropane	ug/L	ND	0.50	09/05/20 02:12	
1,2,4-Trichlorobenzene	ug/L	ND	2.0	09/05/20 02:12	
1,2,4-Trimethylbenzene	ug/L	ND	0.50	09/05/20 02:12	
1,2-Dibromo-3-chloropropane	ug/L	ND	1.0	09/05/20 02:12	
1,2-Dibromoethane (EDB)	ug/L	ND	0.50	09/05/20 02:12	
1,2-Dichlorobenzene	ug/L	ND	0.50	09/05/20 02:12	
1,2-Dichloroethane	ug/L	ND	0.50	09/05/20 02:12	
1,2-Dichloropropane	ug/L	ND	0.50	09/05/20 02:12	
1,3,5-Trimethylbenzene	ug/L	ND	0.50	09/05/20 02:12	
1,3-Dichlorobenzene	ug/L	ND	0.50	09/05/20 02:12	
1,3-Dichloropropane	ug/L	ND	0.50	09/05/20 02:12	
1,4-Dichlorobenzene	ug/L	ND	0.50	09/05/20 02:12	
2,2-Dichloropropane	ug/L	ND	0.50	09/05/20 02:12	
2-Chlorotoluene	ug/L	ND	0.50	09/05/20 02:12	
4-Chlorotoluene	ug/L	ND	0.50	09/05/20 02:12	
Benzene	ug/L	ND	0.50	09/05/20 02:12	
Bromobenzene	ug/L	ND	0.50	09/05/20 02:12	
Bromochloromethane	ug/L	ND	0.50	09/05/20 02:12	
Bromodichloromethane	ug/L	ND	0.50	09/05/20 02:12	
Bromoform	ug/L	ND	0.50	09/05/20 02:12	
Bromomethane	ug/L	ND	5.0	09/05/20 02:12	
Carbon tetrachloride	ug/L	ND	0.50	09/05/20 02:12	
Chlorobenzene	ug/L	ND	0.50	09/05/20 02:12	
Chloroethane	ug/L	ND	1.0	09/05/20 02:12	
Chloroform	ug/L	ND	0.50	09/05/20 02:12	
Chloromethane	ug/L	ND	1.0	09/05/20 02:12	
cis-1,2-Dichloroethene	ug/L	ND	0.50	09/05/20 02:12	
cis-1,3-Dichloropropene	ug/L	ND	0.50	09/05/20 02:12	
Dibromochloromethane	ug/L	ND	0.50	09/05/20 02:12	
Dibromomethane	ug/L	ND	0.50	09/05/20 02:12	
Dichlorodifluoromethane	ug/L	ND	0.50	09/05/20 02:12	
Diisopropyl ether	ug/L	ND	0.50	09/05/20 02:12	

Results presented on this page are in the units indicated by the "Units" column except where an alternate unit is presented to the right of the result.

REPORT OF LABORATORY ANALYSIS

This report shall not be reproduced, except in full,
without the written consent of Pace Analytical Services, LLC.

Pace Analytical Services, LLC
9800 Kincey Ave. Suite 100
Huntersville, NC 28078
(704)875-9092

QUALITY CONTROL DATA

Project: 2020-LI-2448
Pace Project No.: 92494130

METHOD BLANK: 2992221 Matrix: Water
Associated Lab Samples: 92494130001

Parameter	Units	Blank Result	Reporting Limit	Analyzed	Qualifiers
Ethylbenzene	ug/L	ND	0.50	09/05/20 02:12	
Hexachloro-1,3-butadiene	ug/L	ND	2.0	09/05/20 02:12	
Isopropylbenzene (Cumene)	ug/L	ND	0.50	09/05/20 02:12	
m&p-Xylene	ug/L	ND	1.0	09/05/20 02:12	
Methyl-tert-butyl ether	ug/L	ND	0.50	09/05/20 02:12	
Methylene Chloride	ug/L	ND	2.0	09/05/20 02:12	
n-Butylbenzene	ug/L	ND	0.50	09/05/20 02:12	
n-Propylbenzene	ug/L	ND	0.50	09/05/20 02:12	
Naphthalene	ug/L	ND	2.0	09/05/20 02:12	
o-Xylene	ug/L	ND	0.50	09/05/20 02:12	
sec-Butylbenzene	ug/L	ND	0.50	09/05/20 02:12	
Styrene	ug/L	ND	0.50	09/05/20 02:12	
tert-Butylbenzene	ug/L	ND	0.50	09/05/20 02:12	
Tetrachloroethene	ug/L	ND	0.50	09/05/20 02:12	
Toluene	ug/L	ND	0.50	09/05/20 02:12	
trans-1,2-Dichloroethene	ug/L	ND	0.50	09/05/20 02:12	
trans-1,3-Dichloropropene	ug/L	ND	0.50	09/05/20 02:12	
Trichloroethene	ug/L	ND	0.50	09/05/20 02:12	
Trichlorofluoromethane	ug/L	ND	1.0	09/05/20 02:12	
Vinyl chloride	ug/L	ND	1.0	09/05/20 02:12	
1,2-Dichloroethane-d4 (S)	%	101	70-130	09/05/20 02:12	
4-Bromofluorobenzene (S)	%	102	70-130	09/05/20 02:12	
Toluene-d8 (S)	%	103	70-130	09/05/20 02:12	

LABORATORY CONTROL SAMPLE: 2992222

Parameter	Units	Spike Conc.	LCS Result	LCS % Rec	% Rec Limits	Qualifiers
1,1,1,2-Tetrachloroethane	ug/L	50	54.8	110	60-140	
1,1,1-Trichloroethane	ug/L	50	56.6	113	60-140	
1,1,2,2-Tetrachloroethane	ug/L	50	50.9	102	60-140	
1,1,2-Trichloroethane	ug/L	50	54.0	108	60-140	
1,1-Dichloroethane	ug/L	50	50.7	101	60-140	
1,1-Dichloroethene	ug/L	50	51.2	102	60-140	
1,1-Dichloropropene	ug/L	50	52.5	105	60-140	
1,2,3-Trichlorobenzene	ug/L	50	53.2	106	60-140	
1,2,3-Trichloropropane	ug/L	50	52.1	104	60-140	
1,2,4-Trichlorobenzene	ug/L	50	53.7	107	60-140	
1,2,4-Trimethylbenzene	ug/L	50	50.1	100	60-140	
1,2-Dibromo-3-chloropropane	ug/L	50	47.3	95	60-140	
1,2-Dibromoethane (EDB)	ug/L	50	53.6	107	60-140	
1,2-Dichlorobenzene	ug/L	50	49.3	99	60-140	
1,2-Dichloroethane	ug/L	50	46.1	92	60-140	
1,2-Dichloropropane	ug/L	50	51.4	103	60-140	
1,3,5-Trimethylbenzene	ug/L	50	50.1	100	60-140	

Results presented on this page are in the units indicated by the "Units" column except where an alternate unit is presented to the right of the result.

REPORT OF LABORATORY ANALYSIS

This report shall not be reproduced, except in full,
without the written consent of Pace Analytical Services, LLC.

Pace Analytical Services, LLC
9800 Kincey Ave. Suite 100
Huntersville, NC 28078
(704)875-9092

QUALITY CONTROL DATA

Project: 2020-LI-2448
Pace Project No.: 92494130

LABORATORY CONTROL SAMPLE: 2992222

Parameter	Units	Spike Conc.	LCS Result	LCS % Rec	% Rec Limits	Qualifiers
1,3-Dichlorobenzene	ug/L	50	50.9	102	60-140	
1,3-Dichloropropane	ug/L	50	53.3	107	60-140	
1,4-Dichlorobenzene	ug/L	50	50.1	100	60-140	
2,2-Dichloropropane	ug/L	50	50.6	101	60-140	
2-Chlorotoluene	ug/L	50	50.4	101	60-140	
4-Chlorotoluene	ug/L	50	48.5	97	60-140	
Benzene	ug/L	50	48.9	98	60-140	
Bromobenzene	ug/L	50	51.2	102	60-140	
Bromochloromethane	ug/L	50	53.4	107	60-140	
Bromodichloromethane	ug/L	50	49.1	98	60-140	
Bromoform	ug/L	50	43.8	88	60-140	
Bromomethane	ug/L	50	59.6	119	60-140	
Carbon tetrachloride	ug/L	50	54.7	109	60-140	
Chlorobenzene	ug/L	50	48.2	96	60-140	
Chloroethane	ug/L	50	45.9	92	60-140	
Chloroform	ug/L	50	49.8	100	60-140	
Chloromethane	ug/L	50	42.0	84	60-140	
cis-1,2-Dichloroethene	ug/L	50	49.4	99	60-140	
cis-1,3-Dichloropropene	ug/L	50	57.5	115	60-140	
Dibromochloromethane	ug/L	50	47.0	94	60-140	
Dibromomethane	ug/L	50	52.3	105	60-140	
Dichlorodifluoromethane	ug/L	50	46.3	93	60-140	
Diisopropyl ether	ug/L	50	51.1	102	60-140	
Ethylbenzene	ug/L	50	48.3	97	60-140	
Hexachloro-1,3-butadiene	ug/L	50	49.1	98	60-140	
Isopropylbenzene (Cumene)	ug/L	50	49.0	98	60-140	
m&p-Xylene	ug/L	100	97.2	97	60-140	
Methyl-tert-butyl ether	ug/L	50	53.1	106	60-140	
Methylene Chloride	ug/L	50	51.4	103	60-140	
n-Butylbenzene	ug/L	50	50.5	101	60-140	
n-Propylbenzene	ug/L	50	48.8	98	60-140	
Naphthalene	ug/L	50	53.9	108	60-140	
o-Xylene	ug/L	50	48.7	97	60-140	
sec-Butylbenzene	ug/L	50	49.8	100	60-140	
Styrene	ug/L	50	50.7	101	60-140	
tert-Butylbenzene	ug/L	50	43.1	86	60-140	
Tetrachloroethene	ug/L	50	48.9	98	60-140	
Toluene	ug/L	50	47.1	94	60-140	
trans-1,2-Dichloroethene	ug/L	50	51.6	103	60-140	
trans-1,3-Dichloropropene	ug/L	50	55.9	112	60-140	
Trichloroethene	ug/L	50	54.3	109	60-140	
Trichlorofluoromethane	ug/L	50	45.0	90	60-140	
Vinyl chloride	ug/L	50	45.9	92	60-140	
1,2-Dichloroethane-d4 (S)	%			101	70-130	
4-Bromofluorobenzene (S)	%			100	70-130	
Toluene-d8 (S)	%			99	70-130	

Results presented on this page are in the units indicated by the "Units" column except where an alternate unit is presented to the right of the result.

REPORT OF LABORATORY ANALYSIS

This report shall not be reproduced, except in full,
without the written consent of Pace Analytical Services, LLC.

Pace Analytical Services, LLC
9800 Kincey Ave. Suite 100
Huntersville, NC 28078
(704)875-9092

QUALITY CONTROL DATA

Project: 2020-LI-2448
Pace Project No.: 92494130

MATRIX SPIKE & MATRIX SPIKE DUPLICATE: 2992223 2992224

Parameter	Units	92493560011 Result	MS Spike Conc.	MSD Spike Conc.	MS Result	MSD Result	MS % Rec	MSD % Rec	% Rec Limits	RPD	Qual
1,1,1,2-Tetrachloroethane	ug/L	ND	20	20	22.1	21.4	110	107	60-140	3	
1,1,1-Trichloroethane	ug/L	ND	20	20	26.5	25.5	133	128	60-140	4	
1,1,2,2-Tetrachloroethane	ug/L	ND	20	20	22.1	21.3	111	106	60-140	4	
1,1,2-Trichloroethane	ug/L	ND	20	20	22.9	22.7	114	113	60-140	1	
1,1-Dichloroethane	ug/L	ND	20	20	25.5	24.0	128	120	60-140	6	
1,1-Dichloroethene	ug/L	ND	20	20	26.8	25.1	134	126	60-140	7	
1,1-Dichloropropene	ug/L	ND	20	20	25.8	24.9	129	124	60-140	4	
1,2,3-Trichlorobenzene	ug/L	ND	20	20	23.8	23.2	119	116	60-140	3	
1,2,3-Trichloropropane	ug/L	ND	20	20	23.4	22.4	117	112	60-140	4	
1,2,4-Trichlorobenzene	ug/L	ND	20	20	24.7	23.4	123	117	60-140	5	
1,2,4-Trimethylbenzene	ug/L	ND	20	20	23.1	21.9	115	109	60-140	5	
1,2-Dibromo-3-chloropropane	ug/L	ND	20	20	18.7	17.9	94	90	60-140	4	
1,2-Dibromoethane (EDB)	ug/L	ND	20	20	24.2	22.2	121	111	60-140	9	
1,2-Dichlorobenzene	ug/L	ND	20	20	22.8	21.3	114	107	60-140	7	
1,2-Dichloroethane	ug/L	ND	20	20	22.5	21.4	113	107	60-140	5	
1,2-Dichloropropane	ug/L	ND	20	20	24.6	23.4	123	117	60-140	5	
1,3,5-Trimethylbenzene	ug/L	ND	20	20	23.4	21.9	117	110	60-140	6	
1,3-Dichlorobenzene	ug/L	ND	20	20	23.9	22.4	119	112	60-140	6	
1,3-Dichloropropane	ug/L	ND	20	20	23.8	22.9	119	114	60-140	4	
1,4-Dichlorobenzene	ug/L	ND	20	20	22.6	22.1	113	110	60-140	2	
2,2-Dichloropropane	ug/L	ND	20	20	23.9	22.3	120	112	60-140	7	
2-Chlorotoluene	ug/L	ND	20	20	23.8	22.0	119	110	60-140	8	
4-Chlorotoluene	ug/L	ND	20	20	22.5	21.7	112	108	60-140	4	
Benzene	ug/L	ND	20	20	23.3	22.7	117	113	60-140	3	
Bromobenzene	ug/L	ND	20	20	23.1	21.4	115	107	60-140	8	
Bromochloromethane	ug/L	ND	20	20	25.2	24.0	126	120	60-140	5	
Bromodichloromethane	ug/L	ND	20	20	21.4	21.3	107	107	60-140	0	
Bromoform	ug/L	ND	20	20	18.8	18.4	94	92	60-140	2	
Bromomethane	ug/L	ND	20	20	29.9	29.4	149	147	60-140	1	M1
Carbon tetrachloride	ug/L	ND	20	20	24.3	23.3	122	116	60-140	4	
Chlorobenzene	ug/L	ND	20	20	22.3	21.5	111	107	60-140	4	
Chloroethane	ug/L	ND	20	20	25.6	24.4	128	122	60-140	5	
Chloroform	ug/L	ND	20	20	24.3	22.7	122	114	60-140	7	
Chloromethane	ug/L	ND	20	20	24.2	23.1	121	115	60-140	5	
cis-1,2-Dichloroethene	ug/L	ND	20	20	25.1	23.2	126	116	60-140	8	
cis-1,3-Dichloropropene	ug/L	ND	20	20	25.0	23.7	125	119	60-140	5	
Dibromochloromethane	ug/L	ND	20	20	20.9	20.2	104	101	60-140	3	
Dibromomethane	ug/L	ND	20	20	24.1	21.9	120	109	60-140	10	
Dichlorodifluoromethane	ug/L	ND	20	20	19.9	18.8	100	94	60-140	6	
Diisopropyl ether	ug/L	ND	20	20	23.2	22.3	116	112	60-140	4	
Ethylbenzene	ug/L	ND	20	20	23.0	21.6	115	108	60-140	6	
Hexachloro-1,3-butadiene	ug/L	ND	20	20	29.0	24.1	145	120	60-140	19	M1
Isopropylbenzene (Cumene)	ug/L	ND	20	20	23.0	22.4	115	112	60-140	2	
m&p-Xylene	ug/L	ND	40	40	45.7	44.7	114	112	60-140	2	
Methyl-tert-butyl ether	ug/L	ND	20	20	23.4	21.9	117	109	60-140	7	
Methylene Chloride	ug/L	ND	20	20	26.0	24.3	130	121	60-140	7	

Results presented on this page are in the units indicated by the "Units" column except where an alternate unit is presented to the right of the result.

REPORT OF LABORATORY ANALYSIS

This report shall not be reproduced, except in full,
without the written consent of Pace Analytical Services, LLC.

Pace Analytical Services, LLC
9800 Kincey Ave. Suite 100
Huntersville, NC 28078
(704)875-9092

QUALITY CONTROL DATA

Project: 2020-LI-2448
Pace Project No.: 92494130

MATRIX SPIKE & MATRIX SPIKE DUPLICATE: 2992223 2992224

Parameter	Units	92493560011 Result	MS Spike Conc.	MSD Spike Conc.	MS Result	MSD Result	MS % Rec	MSD % Rec	% Rec Limits	RPD	Qual
n-Butylbenzene	ug/L	ND	20	20	25.8	23.8	129	119	60-140	8	
n-Propylbenzene	ug/L	ND	20	20	23.0	22.3	115	112	60-140	3	
Naphthalene	ug/L	ND	20	20	22.6	21.5	113	108	60-140	5	
o-Xylene	ug/L	ND	20	20	23.1	21.8	116	109	60-140	6	
sec-Butylbenzene	ug/L	ND	20	20	24.4	23.2	122	116	60-140	5	
Styrene	ug/L	ND	20	20	23.6	22.4	118	112	60-140	5	
tert-Butylbenzene	ug/L	ND	20	20	20.9	19.6	104	98	60-140	6	
Tetrachloroethene	ug/L	ND	20	20	23.2	21.4	116	107	60-140	8	
Toluene	ug/L	ND	20	20	22.4	21.2	112	106	60-140	6	
trans-1,2-Dichloroethene	ug/L	ND	20	20	26.2	25.1	131	125	60-140	5	
trans-1,3-Dichloropropene	ug/L	ND	20	20	23.0	21.4	115	107	60-140	7	
Trichloroethene	ug/L	ND	20	20	26.1	25.3	131	126	60-140	3	
Trichlorofluoromethane	ug/L	ND	20	20	23.9	22.2	119	111	60-140	7	
Vinyl chloride	ug/L	ND	20	20	22.7	21.1	113	105	60-140	7	
1,2-Dichloroethane-d4 (S)	%						102	103	70-130		
4-Bromofluorobenzene (S)	%						103	103	70-130		
Toluene-d8 (S)	%						100	99	70-130		

Results presented on this page are in the units indicated by the "Units" column except where an alternate unit is presented to the right of the result.

REPORT OF LABORATORY ANALYSIS

This report shall not be reproduced, except in full,
without the written consent of Pace Analytical Services, LLC.

Pace Analytical Services, LLC
9800 Kincey Ave. Suite 100
Huntersville, NC 28078
(704)875-9092

QUALIFIERS

Project: 2020-LI-2448
Pace Project No.: 92494130

DEFINITIONS

DF - Dilution Factor, if reported, represents the factor applied to the reported data due to dilution of the sample aliquot.

ND - Not Detected at or above adjusted reporting limit.

TNTC - Too Numerous To Count

J - Estimated concentration above the adjusted method detection limit and below the adjusted reporting limit.

MDL - Adjusted Method Detection Limit.

PQL - Practical Quantitation Limit.

RL - Reporting Limit - The lowest concentration value that meets project requirements for quantitative data with known precision and bias for a specific analyte in a specific matrix.

S - Surrogate

1,2-Diphenylhydrazine decomposes to and cannot be separated from Azobenzene using Method 8270. The result for each analyte is a combined concentration.

Consistent with EPA guidelines, unrounded data are displayed and have been used to calculate % recovery and RPD values.

LCS(D) - Laboratory Control Sample (Duplicate)

MS(D) - Matrix Spike (Duplicate)

DUP - Sample Duplicate

RPD - Relative Percent Difference

NC - Not Calculable.

SG - Silica Gel - Clean-Up

U - Indicates the compound was analyzed for, but not detected.

Acid preservation may not be appropriate for 2 Chloroethylvinyl ether.

A separate vial preserved to a pH of 4-5 is recommended in SW846 Chapter 4 for the analysis of Acrolein and Acrylonitrile by EPA Method 8260.

N-Nitrosodiphenylamine decomposes and cannot be separated from Diphenylamine using Method 8270. The result reported for each analyte is a combined concentration.

Pace Analytical is TNI accredited. Contact your Pace PM for the current list of accredited analytes.

TNI - The NELAC Institute.

ANALYTE QUALIFIERS

M1 Matrix spike recovery exceeded QC limits. Batch accepted based on laboratory control sample (LCS) recovery.

This report shall not be reproduced, except in full,
without the written consent of Pace Analytical Services, LLC.

Pace Analytical Services, LLC
9800 Kincey Ave. Suite 100
Huntersville, NC 28078
(704)875-9092

QUALITY CONTROL DATA CROSS REFERENCE TABLE

Project: 2020-LI-2448
Pace Project No.: 92494130

Lab ID	Sample ID	QC Batch Method	QC Batch	Analytical Method	Analytical Batch
92494130001	**13920_SIMS_RD**	MADEPV	1538814	MADEP VPH	1538814
92494130001	**13920_SIMS_RD**	EPA 3010A	564765	EPA 6010D	564778
92494130001	**13920_SIMS_RD**	SM 6200B	564452		

This report shall not be reproduced, except in full,
without the written consent of Pace Analytical Services, LLC.

WO# : 92494130

92494130

CHAIN-OF-CUSTODY Analytical Request Document

Pace Analytical

Chain-of-Custody is a LEGAL DOCUMENT - Complete all relevent fields

LAB U... Number or

Company: Apex Companies	Billing Information:
Address:	
Report To: Andrew Street	Email To: Andrew Street / Emily Little
Copy To:	Site Collection Info/Address: 13920 SIMS RD
Customer Project Name/Number:	State: NC / County/City: Huntersville / Time Zone Collected: [ ] PT [ ] MT [ ] CT [✓] ET
Phone: / Email:	Site/Facility ID #: / Compliance Monitoring? [ ] Yes [ ] No
Collected By (print): Matthew Faioli	Purchase Order #: / Quote #: / DW PWS ID #: / DW Location Code:
Collected By (signature):	Turnaround Date Required: ASAP / Immediately Packed on Ice: [✓] Yes [ ] No
Sample Disposal: [ ] Dispose as appropriate [ ] Return [ ] Archive: [ ] Hold:	Rush: [✓] Same Day [ ] Next Day [ ] 2 Day [ ] 3 Day [ ] 4 Day [ ] 5 Day (Expedite Charges Apply) / Field Filtered (if applicable): [ ] Yes [ ] No / Analysis:

Container Preservative Type ** / Lab Project Manager:

** Preservative Types: (1) nitric acid, (2) sulfuric acid, (3) hydrochloric acid, (4) sodium hydroxide, (5) zinc acetate, (6) methanol, (7) sodium bisulfate, (8) sodium thiosulfate, (9) hexane, (A) ascorbic acid, (B) ammonium sulfate, (C) ammonium hydroxide, (D) TSP, (U) Unpreserved, (O) Other _____

* Matrix Codes (Insert in Matrix box below): Drinking Water (DW), Ground Water (GW), Wastewater (WW), Product (P), Soil/Solid (SL), Oil (OL), Wipe (WP), Air (AR), Tissue (TS), Bioassay (B), Vapor (V), Other (OT)

Customer Sample ID	Matrix *	Comp / Grab	Collected (or Composite Start) Date	Collected (or Composite Start) Time	Composite End Date	Composite End Time	Res Cl	# of Ctns	Analyses: SM 6200 B VOCs	Lead	MADEP VPH	Lab Profile/Line:
13920 SIMS RD	DW	G	09/03	1725				8	X	X	X	92494130 001

Lab Sample Receipt Checklist:

Custody Seals Present/Intact	Y	(N)	NA
Custody Signatures Present	(Y)	N	NA
Collector Signature Present	(Y)	N	NA
Bottles Intact	(Y)	N	NA
Correct Bottles	(Y)	N	NA
Sufficient Volume	(Y)	N	NA
Samples Received on Ice	(Y)	N	NA
VOA - Headspace Acceptable	(Y)	N	NA
USDA Regulated Soils	Y	N	(NA)
Samples in Holding Time	(Y)	N	NA
Residual Chlorine Present	Y	N	(NA)
Cl Strips: _____			
Sample pH Acceptable	(Y)	N	NA
pH Strips: _____			
Sulfide Present	Y	N	(NA)
Lead Acetate Strips: _____			

LAB USE ONLY:
Lab Sample # / Comments:

Customer Remarks / Special Conditions / Possible Hazards:

Type of Ice Used: (Wet) Blue Dry None

Packing Material Used: b. bags

Radchem sample(s) screened (<500 cpm): Y N (NA)

SHORT HOLDS PRESENT (<72 hours): Y (N) N/A

Lab Tracking #: 2539212

Samples received via: FEDEX UPS Client Courier (Pace Courier)

Lab Sample Temperature Info:
Temp Blank Received: Y (N) NA
Therm ID#: IR9ZT061
Cooler 1 Temp Upon Receipt: 1.0 oC
Cooler 1 Therm Corr. Factor: +0 oC
Cooler 1 Corrected Temp: 1.0 oC
Comments:

Relinquished by/Company: (Signature)	Date/Time: 1830 09/03/20	Received by/Company: (Signature)	Date/Time: 9-4-20 1130
Relinquished by/Company: (Signature)	Date/Time: 9-4-20 1344	Received by/Company: (Signature) PACE	Date/Time: 13:44 9-4-20
Relinquished by/Company: (Signature)	Date/Time:	Received by/Company: (Signature)	Date/Time:

MTJL LAB USE ONLY
Table #:
Accudum:
Template:
Prelogin:
PM:
PB:

Trip Blank Received: Y (N) NA
HCL MeOH TSP Other

Non Conformance(s): YES / NO

Page: _____ of: _____

***Check mark top half of box if pH and/or dechlorination is verified and within the acceptance range for preservation samples.**

Exceptions: VOA, Coliform, TOC, Oil and Grease, DRO/8015 (water) DOC, LLHg

****Bottom half of box is to list number of bottle**

Project **WO#: 92494130**

PM: AMB Due Date: 09/05/20

CLIENT: 92-APEX MOOR

Item#	BP4U-125 mL Plastic Unpreserved (N/A) (Cl-)	BP3U-250 mL Plastic Unpreserved (N/A)	BP2U-500 mL Plastic Unpreserved (N/A)	BP1U-1 liter Plastic Unpreserved (N/A)	BP4S-125 mL Plastic H2SO4 (pH < 2) (Cl-)	BP3N-250 mL plastic HNO3 (pH < 2)	BP4Z-125 mL Plastic ZN Acetate & NaOH (>9)	BP4C-125 mL Plastic NaOH (pH > 12) (Cl-)	WGFU-Wide-mouthed Glass jar Unpreserved	AG1U-1 liter Amber Unpreserved (N/A) (Cl-)	AG1H-1 liter Amber HCl (pH < 2)	AG3U-250 mL Amber Unpreserved (N/A) (Cl-	AG1S-1 liter Amber H2SO4 (pH < 2)	AG3S-250 mL Amber H2SO4 (pH < 2)	AG3A(DG3A)-250 mL Amber NH4Cl (N/A)(Cl-)	DG9H-40 mL VOA HCl (N/A)	VG9T-40 mL VOA Na2S2O3 (N/A)	VG9U-40 mL VOA Unp (N/A)	DG9P-40 mL VOA H3PO4 (N/A)	VOAK (6 vials per kit)-5035 kit (N/A)	V/GK (3 vials per kit)-VPH/Gas kit (N/A)	SP5T-125 mL Sterile Plastic (N/A – lab)	SP2T-250 mL Sterile Plastic (N/A – lab)		BP3A-250 mL Plastic (NH2)2SO4 (9.3-9.7)	AG0U-100 mL Amber Unpreserved vials (N/A)	VSGU-20 mL Scintillation vials (N/A)	DG9U-40 mL Amber Unpreserved vials (N/A)
1						1										7													
2																													
3																													
4																													
5																													
6																													
7																													
8																													
9																													
10																													
11																													
12																													

pH Adjustment Log for Preserved Samples

Sample ID	Type of Preservative	pH upon receipt	Date preservation adjusted	Time preservation adjusted	Amount of Preservative added	Lot #

Note: Whenever there is a discrepancy affecting North Carolina compliance samples, a copy of this form will be sent to the North Carolina DEHNR Certification Office (I.e. Out of hold, Incorrect preservative, out of temp, incorrect containers.

Pace Analytical Services, LLC
9800 Kincey Ave. Suite 100
Huntersville, NC 28078
(704)875-9092

September 08, 2020

Andrew Street
Apex Companies - NC
5900 Northwoods Business Pkwy
Suite 5900-0
Charlotte, NC 28269

RE: Project: 2020-LI-2448
Pace Project No.: 92494133

Dear Andrew Street:

Enclosed are the analytical results for sample(s) received by the laboratory on September 04, 2020. The results relate only to the samples included in this report. Results reported herein conform to the applicable TNI/NELAC Standards and the laboratory's Quality Manual, where applicable, unless otherwise noted in the body of the report.

The test results provided in this final report were generated by each of the following laboratories within the Pace Network:

- Pace National - Mt. Juliet
- Pace Analytical Services - Asheville
- Pace Analytical Services - Charlotte

If you have any questions concerning this report, please feel free to contact me.

Sincerely,

Angela M. Baioni

Angela Baioni
angela.baioni@pacelabs.com
(704)875-9092
Project Manager

Enclosures

cc: J Culbreath, Colonial Pipeline Company
Robert Hughes, Colonial Pipeline
Margaret King, APEX Companies, LLC
Emily Little, Apex Companies
Jeff Morrison, Colonial Pipeline Company
Tom Naumann, APEX Companies - NC
Joe Nicolette, Montrose-EPS
Christopher Schultz, Apex Companies
J Tate, Colonial Pipeline Company
Alex Testoff, Montrose-EPS
Michael Verdon, Colonial Pipeline Company
JM Wyatt, Colonial Pipeline Company

REPORT OF LABORATORY ANALYSIS

This report shall not be reproduced, except in full,
without the written consent of Pace Analytical Services, LLC.

Pace Analytical Services, LLC
9800 Kincey Ave. Suite 100
Huntersville, NC 28078
(704)875-9092

CERTIFICATIONS

Project: 2020-LI-2448
Pace Project No.: 92494133

Pace Analytical Services National

12065 Lebanon Road, Mt. Juliet, TN 37122
Alabama Certification #: 40660
Alaska Certification 17-026
Arizona Certification #: AZ0612
Arkansas Certification #: 88-0469
California Certification #: 2932
Canada Certification #: 1461.01
Colorado Certification #: TN00003
Connecticut Certification #: PH-0197
DOD Certification: #1461.01
EPA# TN00003
Florida Certification #: E87487
Georgia DW Certification #: 923
Georgia Certification: NELAP
Idaho Certification #: TN00003
Illinois Certification #: 200008
Indiana Certification #: C-TN-01
Iowa Certification #: 364
Kansas Certification #: E-10277
Kentucky UST Certification #: 16
Kentucky Certification #: 90010
Louisiana Certification #: AI30792
Louisiana DW Certification #: LA180010
Maine Certification #: TN0002
Maryland Certification #: 324
Massachusetts Certification #: M-TN003
Michigan Certification #: 9958
Minnesota Certification #: 047-999-395
Mississippi Certification #: TN00003
Missouri Certification #: 340
Montana Certification #: CERT0086
Nebraska Certification #: NE-OS-15-05
Nevada Certification #: TN-03-2002-34
New Hampshire Certification #: 2975
New Jersey Certification #: TN002
New Mexico DW Certification
New York Certification #: 11742
North Carolina Aquatic Toxicity Certification #: 41
North Carolina Drinking Water Certification #: 21704
North Carolina Environmental Certificate #: 375
North Dakota Certification #: R-140
Ohio VAP Certification #: CL0069
Oklahoma Certification #: 9915
Oregon Certification #: TN200002
Pennsylvania Certification #: 68-02979
Rhode Island Certification #: LAO00356
South Carolina Certification #: 84004
South Dakota Certification
Tennessee DW/Chem/Micro Certification #: 2006
Texas Certification #: T 104704245-17-14
Texas Mold Certification #: LAB0152
USDA Soil Permit #: P330-15-00234
Utah Certification #: TN00003
Virginia Certification #: VT2006
Vermont Dept. of Health: ID# VT-2006
Virginia Certification #: 460132
Washington Certification #: C847
West Virginia Certification #: 233
Wisconsin Certification #: 9980939910
Wyoming UST Certification #: via A2LA 2926.01
A2LA-ISO 17025 Certification #: 1461.01
A2LA-ISO 17025 Certification #: 1461.02
AIHA-LAP/LLC EMLAP Certification #:100789

Pace Analytical Services Charlotte

9800 Kincey Ave. Ste 100, Huntersville, NC 28078
Louisiana/NELAP Certification # LA170028
North Carolina Drinking Water Certification #: 37706
North Carolina Field Services Certification #: 5342
North Carolina Wastewater Certification #: 12
South Carolina Certification #: 99006001
Florida/NELAP Certification #: E87627
Kentucky UST Certification #: 84
Virginia/VELAP Certification #: 460221

Pace Analytical Services Asheville

2225 Riverside Drive, Asheville, NC 28804
Florida/NELAP Certification #: E87648
Massachusetts Certification #: M-NC030
North Carolina Drinking Water Certification #: 37712
North Carolina Wastewater Certification #: 40
South Carolina Certification #: 99030001
Virginia/VELAP Certification #: 460222

REPORT OF LABORATORY ANALYSIS

This report shall not be reproduced, except in full,
without the written consent of Pace Analytical Services, LLC.

Pace Analytical Services, LLC
9800 Kincey Ave. Suite 100
Huntersville, NC 28078
(704)875-9092

SAMPLE ANALYTE COUNT

Project: 2020-LI-2448
Pace Project No.: 92494133

Lab ID	Sample ID	Method	Analysts	Analytes Reported	Laboratory
92494133001	**14024_SIMS_RD**	MADEP VPH	DWR	6	PAN
		EPA 6010D	DS	1	PASI-A
		SM 6200B	SAS	63	PASI-C

PAN = Pace National - Mt. Juliet
PASI-A = Pace Analytical Services - Asheville
PASI-C = Pace Analytical Services - Charlotte

This report shall not be reproduced, except in full,
without the written consent of Pace Analytical Services, LLC.

Pace Analytical Services, LLC
9800 Kincey Ave. Suite 100
Huntersville, NC 28078
(704)875-9092

ANALYTICAL RESULTS

Project: 2020-LI-2448
Pace Project No.: 92494133

Sample: 14024_SIMS_RD **Lab ID: 92494133001** Collected: 09/03/20 16:33 Received: 09/04/20 13:44 Matrix: Water

Parameters	Results	Units	Report Limit	DF	Prepared	Analyzed	CAS No.	Qual
MADEPV	Analytical Method: MADEP VPH Preparation Method: MADEPV Pace National - Mt. Juliet							
Aliphatic (C05-C08)	ND	ug/L	100	1	09/06/20 13:53	09/06/20 13:53		
Aliphatic (C09-C12)	ND	ug/L	100	1	09/06/20 13:53	09/06/20 13:53		
Aromatic (C09-C10),Unadjusted	ND	ug/L	100	1	09/06/20 13:53	09/06/20 13:53	TPHC9C10A	
Total VPH	ND	ug/L	100	1	09/06/20 13:53	09/06/20 13:53	VPH	
Surrogates								
2,5-Dibromotoluene (FID)	91.9	%	70.0-130	1	09/06/20 13:53	09/06/20 13:53	615-59-8FID	
2,5-Dibromotoluene (PID)	85.8	%	70.0-130	1	09/06/20 13:53	09/06/20 13:53	615-59-8PID	
6010 MET ICP	Analytical Method: EPA 6010D Preparation Method: EPA 3010A Pace Analytical Services - Asheville							
Lead	ND	ug/L	5.0	1	09/05/20 01:12	09/07/20 18:45	7439-92-1	
6200B MSV	Analytical Method: SM 6200B Pace Analytical Services - Charlotte							
Benzene	ND	ug/L	0.50	1		09/05/20 03:41	71-43-2	
Bromobenzene	ND	ug/L	0.50	1		09/05/20 03:41	108-86-1	
Bromochloromethane	ND	ug/L	0.50	1		09/05/20 03:41	74-97-5	
Bromodichloromethane	ND	ug/L	0.50	1		09/05/20 03:41	75-27-4	
Bromoform	ND	ug/L	0.50	1		09/05/20 03:41	75-25-2	
Bromomethane	ND	ug/L	5.0	1		09/05/20 03:41	74-83-9	
n-Butylbenzene	ND	ug/L	0.50	1		09/05/20 03:41	104-51-8	
sec-Butylbenzene	ND	ug/L	0.50	1		09/05/20 03:41	135-98-8	
tert-Butylbenzene	ND	ug/L	0.50	1		09/05/20 03:41	98-06-6	
Carbon tetrachloride	ND	ug/L	0.50	1		09/05/20 03:41	56-23-5	
Chlorobenzene	ND	ug/L	0.50	1		09/05/20 03:41	108-90-7	
Chloroethane	ND	ug/L	1.0	1		09/05/20 03:41	75-00-3	
Chloroform	ND	ug/L	0.50	1		09/05/20 03:41	67-66-3	
Chloromethane	ND	ug/L	1.0	1		09/05/20 03:41	74-87-3	
2-Chlorotoluene	ND	ug/L	0.50	1		09/05/20 03:41	95-49-8	
4-Chlorotoluene	ND	ug/L	0.50	1		09/05/20 03:41	106-43-4	
1,2-Dibromo-3-chloropropane	ND	ug/L	1.0	1		09/05/20 03:41	96-12-8	
Dibromochloromethane	ND	ug/L	0.50	1		09/05/20 03:41	124-48-1	
1,2-Dibromoethane (EDB)	ND	ug/L	0.50	1		09/05/20 03:41	106-93-4	
Dibromomethane	ND	ug/L	0.50	1		09/05/20 03:41	74-95-3	
1,2-Dichlorobenzene	ND	ug/L	0.50	1		09/05/20 03:41	95-50-1	
1,3-Dichlorobenzene	ND	ug/L	0.50	1		09/05/20 03:41	541-73-1	
1,4-Dichlorobenzene	ND	ug/L	0.50	1		09/05/20 03:41	106-46-7	
Dichlorodifluoromethane	ND	ug/L	0.50	1		09/05/20 03:41	75-71-8	
1,1-Dichloroethane	ND	ug/L	0.50	1		09/05/20 03:41	75-34-3	
1,2-Dichloroethane	ND	ug/L	0.50	1		09/05/20 03:41	107-06-2	
1,1-Dichloroethene	ND	ug/L	0.50	1		09/05/20 03:41	75-35-4	
cis-1,2-Dichloroethene	ND	ug/L	0.50	1		09/05/20 03:41	156-59-2	
trans-1,2-Dichloroethene	ND	ug/L	0.50	1		09/05/20 03:41	156-60-5	
1,2-Dichloropropane	ND	ug/L	0.50	1		09/05/20 03:41	78-87-5	
1,3-Dichloropropane	ND	ug/L	0.50	1		09/05/20 03:41	142-28-9	
2,2-Dichloropropane	ND	ug/L	0.50	1		09/05/20 03:41	594-20-7	

REPORT OF LABORATORY ANALYSIS

This report shall not be reproduced, except in full,
without the written consent of Pace Analytical Services, LLC.

Pace Analytical Services, LLC
9800 Kincey Ave. Suite 100
Huntersville, NC 28078
(704)875-9092

ANALYTICAL RESULTS

Project: 2020-LI-2448
Pace Project No.: 92494133

Sample: 14024_SIMS_RD **Lab ID: 92494133001** Collected: 09/03/20 16:33 Received: 09/04/20 13:44 Matrix: Water

Parameters	Results	Units	Report Limit	DF	Prepared	Analyzed	CAS No.	Qual
6200B MSV	Analytical Method: SM 6200B Pace Analytical Services - Charlotte							
1,1-Dichloropropene	ND	ug/L	0.50	1		09/05/20 03:41	563-58-6	
cis-1,3-Dichloropropene	ND	ug/L	0.50	1		09/05/20 03:41	10061-01-5	
trans-1,3-Dichloropropene	ND	ug/L	0.50	1		09/05/20 03:41	10061-02-6	
Diisopropyl ether	ND	ug/L	0.50	1		09/05/20 03:41	108-20-3	
Ethylbenzene	ND	ug/L	0.50	1		09/05/20 03:41	100-41-4	
Hexachloro-1,3-butadiene	ND	ug/L	2.0	1		09/05/20 03:41	87-68-3	
Isopropylbenzene (Cumene)	ND	ug/L	0.50	1		09/05/20 03:41	98-82-8	
Methylene Chloride	ND	ug/L	2.0	1		09/05/20 03:41	75-09-2	
Methyl-tert-butyl ether	ND	ug/L	0.50	1		09/05/20 03:41	1634-04-4	
Naphthalene	ND	ug/L	2.0	1		09/05/20 03:41	91-20-3	
n-Propylbenzene	ND	ug/L	0.50	1		09/05/20 03:41	103-65-1	
Styrene	ND	ug/L	0.50	1		09/05/20 03:41	100-42-5	
1,1,1,2-Tetrachloroethane	ND	ug/L	0.50	1		09/05/20 03:41	630-20-6	
1,1,2,2-Tetrachloroethane	ND	ug/L	0.50	1		09/05/20 03:41	79-34-5	
Tetrachloroethene	ND	ug/L	0.50	1		09/05/20 03:41	127-18-4	
Toluene	ND	ug/L	0.50	1		09/05/20 03:41	108-88-3	
1,2,3-Trichlorobenzene	ND	ug/L	2.0	1		09/05/20 03:41	87-61-6	
1,2,4-Trichlorobenzene	ND	ug/L	2.0	1		09/05/20 03:41	120-82-1	
1,1,1-Trichloroethane	ND	ug/L	0.50	1		09/05/20 03:41	71-55-6	
1,1,2-Trichloroethane	ND	ug/L	0.50	1		09/05/20 03:41	79-00-5	
Trichloroethene	ND	ug/L	0.50	1		09/05/20 03:41	79-01-6	
Trichlorofluoromethane	ND	ug/L	1.0	1		09/05/20 03:41	75-69-4	
1,2,3-Trichloropropane	ND	ug/L	0.50	1		09/05/20 03:41	96-18-4	
1,2,4-Trimethylbenzene	ND	ug/L	0.50	1		09/05/20 03:41	95-63-6	
1,3,5-Trimethylbenzene	ND	ug/L	0.50	1		09/05/20 03:41	108-67-8	
Vinyl chloride	ND	ug/L	1.0	1		09/05/20 03:41	75-01-4	
m&p-Xylene	ND	ug/L	1.0	1		09/05/20 03:41	179601-23-1	
o-Xylene	ND	ug/L	0.50	1		09/05/20 03:41	95-47-6	
Surrogates								
1,2-Dichloroethane-d4 (S)	104	%	70-130	1		09/05/20 03:41	17060-07-0	
4-Bromofluorobenzene (S)	102	%	70-130	1		09/05/20 03:41	460-00-4	
Toluene-d8 (S)	102	%	70-130	1		09/05/20 03:41	2037-26-5	

REPORT OF LABORATORY ANALYSIS

This report shall not be reproduced, except in full,
without the written consent of Pace Analytical Services, LLC.

Pace Analytical Services, LLC
9800 Kincey Ave. Suite 100
Huntersville, NC 28078
(704)875-9092

QUALITY CONTROL DATA

Project: 2020-LI-2448
Pace Project No.: 92494133

QC Batch: 1538814
QC Batch Method: MADEPV
Analysis Method: MADEP VPH
Analysis Description: MADEPV
Laboratory: Pace National - Mt. Juliet

Associated Lab Samples: 92494133001

METHOD BLANK: R3567742-3 Matrix: Water
Associated Lab Samples: 92494133001

Parameter	Units	Blank Result	Reporting Limit	Analyzed	Qualifiers
Aliphatic (C05-C08)	ug/L	ND	100	09/06/20 08:45	
Aliphatic (C09-C12)	ug/L	ND	100	09/06/20 08:45	
Aromatic (C09-C10),Unadjusted	ug/L	ND	100	09/06/20 08:45	
Total VPH	ug/L	ND	100	09/06/20 08:45	
2,5-Dibromotoluene (FID)	%	92.1	70.0-130	09/06/20 08:45	
2,5-Dibromotoluene (PID)	%	88.1	70.0-130	09/06/20 08:45	

LABORATORY CONTROL SAMPLE & LCSD: R3567742-1 R3567742-2

Parameter	Units	Spike Conc.	LCS Result	LCSD Result	LCS % Rec	LCSD % Rec	% Rec Limits	RPD	Max RPD	Qualifiers
Aliphatic (C05-C08)	ug/L	1200	1130	1110	94.2	92.5	70.0-130	1.79	25	
Aliphatic (C09-C12)	ug/L	1400	1380	1380	98.6	98.6	70.0-130	0.00	25	
Aromatic (C09-C10),Unadjusted	ug/L	200	177	180	88.5	90.0	70.0-130	1.68	25	
Total VPH	ug/L	2800	2690	2670	96.1	95.4	70.0-130	0.746	25	
2,5-Dibromotoluene (FID)	%				94.8	94.8	70.0-130			
2,5-Dibromotoluene (PID)	%				87.9	88.5	70.0-130			

Results presented on this page are in the units indicated by the "Units" column except where an alternate unit is presented to the right of the result.

REPORT OF LABORATORY ANALYSIS

This report shall not be reproduced, except in full,
without the written consent of Pace Analytical Services, LLC.

Pace Analytical Services, LLC
9800 Kincey Ave. Suite 100
Huntersville, NC 28078
(704)875-9092

QUALITY CONTROL DATA

Project: 2020-LI-2448
Pace Project No.: 92494133

QC Batch: 564765
QC Batch Method: EPA 3010A
Analysis Method: EPA 6010D
Analysis Description: 6010 MET
Laboratory: Pace Analytical Services - Asheville

Associated Lab Samples: 92494133001

METHOD BLANK: 2993776 Matrix: Water
Associated Lab Samples: 92494133001

Parameter	Units	Blank Result	Reporting Limit	Analyzed	Qualifiers
Lead	ug/L	ND	5.0	09/07/20 18:15	

LABORATORY CONTROL SAMPLE: 2993777

Parameter	Units	Spike Conc.	LCS Result	LCS % Rec	% Rec Limits	Qualifiers
Lead	ug/L	500	490	98	80-120	

MATRIX SPIKE & MATRIX SPIKE DUPLICATE: 2993778 2993779

Parameter	Units	92494126001 Result	MS Spike Conc.	MSD Spike Conc.	MS Result	MSD Result	MS % Rec	MSD % Rec	% Rec Limits	RPD	Qual
Lead	ug/L	ND	500	500	519	514	104	103	75-125	1	

Results presented on this page are in the units indicated by the "Units" column except where an alternate unit is presented to the right of the result.

REPORT OF LABORATORY ANALYSIS

This report shall not be reproduced, except in full,
without the written consent of Pace Analytical Services, LLC.

Pace Analytical Services, LLC
9800 Kincey Ave. Suite 100
Huntersville, NC 28078
(704)875-9092

QUALITY CONTROL DATA

Project: 2020-LI-2448
Pace Project No.: 92494133

QC Batch: 564452
QC Batch Method: SM 6200B
Analysis Method: SM 6200B
Analysis Description: 6200B MSV
Laboratory: Pace Analytical Services - Charlotte

Associated Lab Samples: 92494133001

METHOD BLANK: 2992221 Matrix: Water
Associated Lab Samples: 92494133001

Parameter	Units	Blank Result	Reporting Limit	Analyzed	Qualifiers
1,1,1,2-Tetrachloroethane	ug/L	ND	0.50	09/05/20 02:12	
1,1,1-Trichloroethane	ug/L	ND	0.50	09/05/20 02:12	
1,1,2,2-Tetrachloroethane	ug/L	ND	0.50	09/05/20 02:12	
1,1,2-Trichloroethane	ug/L	ND	0.50	09/05/20 02:12	
1,1-Dichloroethane	ug/L	ND	0.50	09/05/20 02:12	
1,1-Dichloroethene	ug/L	ND	0.50	09/05/20 02:12	
1,1-Dichloropropene	ug/L	ND	0.50	09/05/20 02:12	
1,2,3-Trichlorobenzene	ug/L	ND	2.0	09/05/20 02:12	
1,2,3-Trichloropropane	ug/L	ND	0.50	09/05/20 02:12	
1,2,4-Trichlorobenzene	ug/L	ND	2.0	09/05/20 02:12	
1,2,4-Trimethylbenzene	ug/L	ND	0.50	09/05/20 02:12	
1,2-Dibromo-3-chloropropane	ug/L	ND	1.0	09/05/20 02:12	
1,2-Dibromoethane (EDB)	ug/L	ND	0.50	09/05/20 02:12	
1,2-Dichlorobenzene	ug/L	ND	0.50	09/05/20 02:12	
1,2-Dichloroethane	ug/L	ND	0.50	09/05/20 02:12	
1,2-Dichloropropane	ug/L	ND	0.50	09/05/20 02:12	
1,3,5-Trimethylbenzene	ug/L	ND	0.50	09/05/20 02:12	
1,3-Dichlorobenzene	ug/L	ND	0.50	09/05/20 02:12	
1,3-Dichloropropane	ug/L	ND	0.50	09/05/20 02:12	
1,4-Dichlorobenzene	ug/L	ND	0.50	09/05/20 02:12	
2,2-Dichloropropane	ug/L	ND	0.50	09/05/20 02:12	
2-Chlorotoluene	ug/L	ND	0.50	09/05/20 02:12	
4-Chlorotoluene	ug/L	ND	0.50	09/05/20 02:12	
Benzene	ug/L	ND	0.50	09/05/20 02:12	
Bromobenzene	ug/L	ND	0.50	09/05/20 02:12	
Bromochloromethane	ug/L	ND	0.50	09/05/20 02:12	
Bromodichloromethane	ug/L	ND	0.50	09/05/20 02:12	
Bromoform	ug/L	ND	0.50	09/05/20 02:12	
Bromomethane	ug/L	ND	5.0	09/05/20 02:12	
Carbon tetrachloride	ug/L	ND	0.50	09/05/20 02:12	
Chlorobenzene	ug/L	ND	0.50	09/05/20 02:12	
Chloroethane	ug/L	ND	1.0	09/05/20 02:12	
Chloroform	ug/L	ND	0.50	09/05/20 02:12	
Chloromethane	ug/L	ND	1.0	09/05/20 02:12	
cis-1,2-Dichloroethene	ug/L	ND	0.50	09/05/20 02:12	
cis-1,3-Dichloropropene	ug/L	ND	0.50	09/05/20 02:12	
Dibromochloromethane	ug/L	ND	0.50	09/05/20 02:12	
Dibromomethane	ug/L	ND	0.50	09/05/20 02:12	
Dichlorodifluoromethane	ug/L	ND	0.50	09/05/20 02:12	
Diisopropyl ether	ug/L	ND	0.50	09/05/20 02:12	

Results presented on this page are in the units indicated by the "Units" column except where an alternate unit is presented to the right of the result.

REPORT OF LABORATORY ANALYSIS

This report shall not be reproduced, except in full,
without the written consent of Pace Analytical Services, LLC.

Pace Analytical Services, LLC
9800 Kincey Ave. Suite 100
Huntersville, NC 28078
(704)875-9092

QUALITY CONTROL DATA

Project: 2020-LI-2448
Pace Project No.: 92494133

METHOD BLANK: 2992221 Matrix: Water
Associated Lab Samples: 92494133001

Parameter	Units	Blank Result	Reporting Limit	Analyzed	Qualifiers
Ethylbenzene	ug/L	ND	0.50	09/05/20 02:12	
Hexachloro-1,3-butadiene	ug/L	ND	2.0	09/05/20 02:12	
Isopropylbenzene (Cumene)	ug/L	ND	0.50	09/05/20 02:12	
m&p-Xylene	ug/L	ND	1.0	09/05/20 02:12	
Methyl-tert-butyl ether	ug/L	ND	0.50	09/05/20 02:12	
Methylene Chloride	ug/L	ND	2.0	09/05/20 02:12	
n-Butylbenzene	ug/L	ND	0.50	09/05/20 02:12	
n-Propylbenzene	ug/L	ND	0.50	09/05/20 02:12	
Naphthalene	ug/L	ND	2.0	09/05/20 02:12	
o-Xylene	ug/L	ND	0.50	09/05/20 02:12	
sec-Butylbenzene	ug/L	ND	0.50	09/05/20 02:12	
Styrene	ug/L	ND	0.50	09/05/20 02:12	
tert-Butylbenzene	ug/L	ND	0.50	09/05/20 02:12	
Tetrachloroethene	ug/L	ND	0.50	09/05/20 02:12	
Toluene	ug/L	ND	0.50	09/05/20 02:12	
trans-1,2-Dichloroethene	ug/L	ND	0.50	09/05/20 02:12	
trans-1,3-Dichloropropene	ug/L	ND	0.50	09/05/20 02:12	
Trichloroethene	ug/L	ND	0.50	09/05/20 02:12	
Trichlorofluoromethane	ug/L	ND	1.0	09/05/20 02:12	
Vinyl chloride	ug/L	ND	1.0	09/05/20 02:12	
1,2-Dichloroethane-d4 (S)	%	101	70-130	09/05/20 02:12	
4-Bromofluorobenzene (S)	%	102	70-130	09/05/20 02:12	
Toluene-d8 (S)	%	103	70-130	09/05/20 02:12	

LABORATORY CONTROL SAMPLE: 2992222

Parameter	Units	Spike Conc.	LCS Result	LCS % Rec	% Rec Limits	Qualifiers
1,1,1,2-Tetrachloroethane	ug/L	50	54.8	110	60-140	
1,1,1-Trichloroethane	ug/L	50	56.6	113	60-140	
1,1,2,2-Tetrachloroethane	ug/L	50	50.9	102	60-140	
1,1,2-Trichloroethane	ug/L	50	54.0	108	60-140	
1,1-Dichloroethane	ug/L	50	50.7	101	60-140	
1,1-Dichloroethene	ug/L	50	51.2	102	60-140	
1,1-Dichloropropene	ug/L	50	52.5	105	60-140	
1,2,3-Trichlorobenzene	ug/L	50	53.2	106	60-140	
1,2,3-Trichloropropane	ug/L	50	52.1	104	60-140	
1,2,4-Trichlorobenzene	ug/L	50	53.7	107	60-140	
1,2,4-Trimethylbenzene	ug/L	50	50.1	100	60-140	
1,2-Dibromo-3-chloropropane	ug/L	50	47.3	95	60-140	
1,2-Dibromoethane (EDB)	ug/L	50	53.6	107	60-140	
1,2-Dichlorobenzene	ug/L	50	49.3	99	60-140	
1,2-Dichloroethane	ug/L	50	46.1	92	60-140	
1,2-Dichloropropane	ug/L	50	51.4	103	60-140	
1,3,5-Trimethylbenzene	ug/L	50	50.1	100	60-140	

Results presented on this page are in the units indicated by the "Units" column except where an alternate unit is presented to the right of the result.

REPORT OF LABORATORY ANALYSIS

This report shall not be reproduced, except in full,
without the written consent of Pace Analytical Services, LLC.

Pace Analytical Services, LLC
9800 Kincey Ave. Suite 100
Huntersville, NC 28078
(704)875-9092

QUALITY CONTROL DATA

Project: 2020-LI-2448
Pace Project No.: 92494133

LABORATORY CONTROL SAMPLE: 2992222

Parameter	Units	Spike Conc.	LCS Result	LCS % Rec	% Rec Limits	Qualifiers
1,3-Dichlorobenzene	ug/L	50	50.9	102	60-140	
1,3-Dichloropropane	ug/L	50	53.3	107	60-140	
1,4-Dichlorobenzene	ug/L	50	50.1	100	60-140	
2,2-Dichloropropane	ug/L	50	50.6	101	60-140	
2-Chlorotoluene	ug/L	50	50.4	101	60-140	
4-Chlorotoluene	ug/L	50	48.5	97	60-140	
Benzene	ug/L	50	48.9	98	60-140	
Bromobenzene	ug/L	50	51.2	102	60-140	
Bromochloromethane	ug/L	50	53.4	107	60-140	
Bromodichloromethane	ug/L	50	49.1	98	60-140	
Bromoform	ug/L	50	43.8	88	60-140	
Bromomethane	ug/L	50	59.6	119	60-140	
Carbon tetrachloride	ug/L	50	54.7	109	60-140	
Chlorobenzene	ug/L	50	48.2	96	60-140	
Chloroethane	ug/L	50	45.9	92	60-140	
Chloroform	ug/L	50	49.8	100	60-140	
Chloromethane	ug/L	50	42.0	84	60-140	
cis-1,2-Dichloroethene	ug/L	50	49.4	99	60-140	
cis-1,3-Dichloropropene	ug/L	50	57.5	115	60-140	
Dibromochloromethane	ug/L	50	47.0	94	60-140	
Dibromomethane	ug/L	50	52.3	105	60-140	
Dichlorodifluoromethane	ug/L	50	46.3	93	60-140	
Diisopropyl ether	ug/L	50	51.1	102	60-140	
Ethylbenzene	ug/L	50	48.3	97	60-140	
Hexachloro-1,3-butadiene	ug/L	50	49.1	98	60-140	
Isopropylbenzene (Cumene)	ug/L	50	49.0	98	60-140	
m&p-Xylene	ug/L	100	97.2	97	60-140	
Methyl-tert-butyl ether	ug/L	50	53.1	106	60-140	
Methylene Chloride	ug/L	50	51.4	103	60-140	
n-Butylbenzene	ug/L	50	50.5	101	60-140	
n-Propylbenzene	ug/L	50	48.8	98	60-140	
Naphthalene	ug/L	50	53.9	108	60-140	
o-Xylene	ug/L	50	48.7	97	60-140	
sec-Butylbenzene	ug/L	50	49.8	100	60-140	
Styrene	ug/L	50	50.7	101	60-140	
tert-Butylbenzene	ug/L	50	43.1	86	60-140	
Tetrachloroethene	ug/L	50	48.9	98	60-140	
Toluene	ug/L	50	47.1	94	60-140	
trans-1,2-Dichloroethene	ug/L	50	51.6	103	60-140	
trans-1,3-Dichloropropene	ug/L	50	55.9	112	60-140	
Trichloroethene	ug/L	50	54.3	109	60-140	
Trichlorofluoromethane	ug/L	50	45.0	90	60-140	
Vinyl chloride	ug/L	50	45.9	92	60-140	
1,2-Dichloroethane-d4 (S)	%			101	70-130	
4-Bromofluorobenzene (S)	%			100	70-130	
Toluene-d8 (S)	%			99	70-130	

Results presented on this page are in the units indicated by the "Units" column except where an alternate unit is presented to the right of the result.

REPORT OF LABORATORY ANALYSIS

This report shall not be reproduced, except in full,
without the written consent of Pace Analytical Services, LLC.

Pace Analytical Services, LLC
9800 Kincey Ave. Suite 100
Huntersville, NC 28078
(704)875-9092

QUALITY CONTROL DATA

Project: 2020-LI-2448
Pace Project No.: 92494133

MATRIX SPIKE & MATRIX SPIKE DUPLICATE: 2992223 2992224

Parameter	Units	92493560011 Result	MS Spike Conc.	MSD Spike Conc.	MS Result	MSD Result	MS % Rec	MSD % Rec	% Rec Limits	RPD	Qual
1,1,1,2-Tetrachloroethane	ug/L	ND	20	20	22.1	21.4	110	107	60-140	3	
1,1,1-Trichloroethane	ug/L	ND	20	20	26.5	25.5	133	128	60-140	4	
1,1,2,2-Tetrachloroethane	ug/L	ND	20	20	22.1	21.3	111	106	60-140	4	
1,1,2-Trichloroethane	ug/L	ND	20	20	22.9	22.7	114	113	60-140	1	
1,1-Dichloroethane	ug/L	ND	20	20	25.5	24.0	128	120	60-140	6	
1,1-Dichloroethene	ug/L	ND	20	20	26.8	25.1	134	126	60-140	7	
1,1-Dichloropropene	ug/L	ND	20	20	25.8	24.9	129	124	60-140	4	
1,2,3-Trichlorobenzene	ug/L	ND	20	20	23.8	23.2	119	116	60-140	3	
1,2,3-Trichloropropane	ug/L	ND	20	20	23.4	22.4	117	112	60-140	4	
1,2,4-Trichlorobenzene	ug/L	ND	20	20	24.7	23.4	123	117	60-140	5	
1,2,4-Trimethylbenzene	ug/L	ND	20	20	23.1	21.9	115	109	60-140	5	
1,2-Dibromo-3-chloropropane	ug/L	ND	20	20	18.7	17.9	94	90	60-140	4	
1,2-Dibromoethane (EDB)	ug/L	ND	20	20	24.2	22.2	121	111	60-140	9	
1,2-Dichlorobenzene	ug/L	ND	20	20	22.8	21.3	114	107	60-140	7	
1,2-Dichloroethane	ug/L	ND	20	20	22.5	21.4	113	107	60-140	5	
1,2-Dichloropropane	ug/L	ND	20	20	24.6	23.4	123	117	60-140	5	
1,3,5-Trimethylbenzene	ug/L	ND	20	20	23.4	21.9	117	110	60-140	6	
1,3-Dichlorobenzene	ug/L	ND	20	20	23.9	22.4	119	112	60-140	6	
1,3-Dichloropropane	ug/L	ND	20	20	23.8	22.9	119	114	60-140	4	
1,4-Dichlorobenzene	ug/L	ND	20	20	22.6	22.1	113	110	60-140	2	
2,2-Dichloropropane	ug/L	ND	20	20	23.9	22.3	120	112	60-140	7	
2-Chlorotoluene	ug/L	ND	20	20	23.8	22.0	119	110	60-140	8	
4-Chlorotoluene	ug/L	ND	20	20	22.5	21.7	112	108	60-140	4	
Benzene	ug/L	ND	20	20	23.3	22.7	117	113	60-140	3	
Bromobenzene	ug/L	ND	20	20	23.1	21.4	115	107	60-140	8	
Bromochloromethane	ug/L	ND	20	20	25.2	24.0	126	120	60-140	5	
Bromodichloromethane	ug/L	ND	20	20	21.4	21.3	107	107	60-140	0	
Bromoform	ug/L	ND	20	20	18.8	18.4	94	92	60-140	2	
Bromomethane	ug/L	ND	20	20	29.9	29.4	149	147	60-140	1	M1
Carbon tetrachloride	ug/L	ND	20	20	24.3	23.3	122	116	60-140	4	
Chlorobenzene	ug/L	ND	20	20	22.3	21.5	111	107	60-140	4	
Chloroethane	ug/L	ND	20	20	25.6	24.4	128	122	60-140	5	
Chloroform	ug/L	ND	20	20	24.3	22.7	122	114	60-140	7	
Chloromethane	ug/L	ND	20	20	24.2	23.1	121	115	60-140	5	
cis-1,2-Dichloroethene	ug/L	ND	20	20	25.1	23.2	126	116	60-140	8	
cis-1,3-Dichloropropene	ug/L	ND	20	20	25.0	23.7	125	119	60-140	5	
Dibromochloromethane	ug/L	ND	20	20	20.9	20.2	104	101	60-140	3	
Dibromomethane	ug/L	ND	20	20	24.1	21.9	120	109	60-140	10	
Dichlorodifluoromethane	ug/L	ND	20	20	19.9	18.8	100	94	60-140	6	
Diisopropyl ether	ug/L	ND	20	20	23.2	22.3	116	112	60-140	4	
Ethylbenzene	ug/L	ND	20	20	23.0	21.6	115	108	60-140	6	
Hexachloro-1,3-butadiene	ug/L	ND	20	20	29.0	24.1	145	120	60-140	19	M1
Isopropylbenzene (Cumene)	ug/L	ND	20	20	23.0	22.4	115	112	60-140	2	
m&p-Xylene	ug/L	ND	40	40	45.7	44.7	114	112	60-140	2	
Methyl-tert-butyl ether	ug/L	ND	20	20	23.4	21.9	117	109	60-140	7	
Methylene Chloride	ug/L	ND	20	20	26.0	24.3	130	121	60-140	7	

Results presented on this page are in the units indicated by the "Units" column except where an alternate unit is presented to the right of the result.

REPORT OF LABORATORY ANALYSIS

This report shall not be reproduced, except in full,
without the written consent of Pace Analytical Services, LLC.

Pace Analytical Services, LLC
9800 Kincey Ave. Suite 100
Huntersville, NC 28078
(704)875-9092

QUALITY CONTROL DATA

Project: 2020-LI-2448
Pace Project No.: 92494133

MATRIX SPIKE & MATRIX SPIKE DUPLICATE: 2992223 2992224

Parameter	Units	92493560011 Result	MS Spike Conc.	MSD Spike Conc.	MS Result	MSD Result	MS % Rec	MSD % Rec	% Rec Limits	RPD	Qual
n-Butylbenzene	ug/L	ND	20	20	25.8	23.8	129	119	60-140	8	
n-Propylbenzene	ug/L	ND	20	20	23.0	22.3	115	112	60-140	3	
Naphthalene	ug/L	ND	20	20	22.6	21.5	113	108	60-140	5	
o-Xylene	ug/L	ND	20	20	23.1	21.8	116	109	60-140	6	
sec-Butylbenzene	ug/L	ND	20	20	24.4	23.2	122	116	60-140	5	
Styrene	ug/L	ND	20	20	23.6	22.4	118	112	60-140	5	
tert-Butylbenzene	ug/L	ND	20	20	20.9	19.6	104	98	60-140	6	
Tetrachloroethene	ug/L	ND	20	20	23.2	21.4	116	107	60-140	8	
Toluene	ug/L	ND	20	20	22.4	21.2	112	106	60-140	6	
trans-1,2-Dichloroethene	ug/L	ND	20	20	26.2	25.1	131	125	60-140	5	
trans-1,3-Dichloropropene	ug/L	ND	20	20	23.0	21.4	115	107	60-140	7	
Trichloroethene	ug/L	ND	20	20	26.1	25.3	131	126	60-140	3	
Trichlorofluoromethane	ug/L	ND	20	20	23.9	22.2	119	111	60-140	7	
Vinyl chloride	ug/L	ND	20	20	22.7	21.1	113	105	60-140	7	
1,2-Dichloroethane-d4 (S)	%						102	103	70-130		
4-Bromofluorobenzene (S)	%						103	103	70-130		
Toluene-d8 (S)	%						100	99	70-130		

Results presented on this page are in the units indicated by the "Units" column except where an alternate unit is presented to the right of the result.

REPORT OF LABORATORY ANALYSIS

This report shall not be reproduced, except in full,
without the written consent of Pace Analytical Services, LLC.

Pace Analytical Services, LLC
9800 Kincey Ave. Suite 100
Huntersville, NC 28078
(704)875-9092

QUALIFIERS

Project: 2020-LI-2448
Pace Project No.: 92494133

DEFINITIONS

DF - Dilution Factor, if reported, represents the factor applied to the reported data due to dilution of the sample aliquot.

ND - Not Detected at or above adjusted reporting limit.

TNTC - Too Numerous To Count

J - Estimated concentration above the adjusted method detection limit and below the adjusted reporting limit.

MDL - Adjusted Method Detection Limit.

PQL - Practical Quantitation Limit.

RL - Reporting Limit - The lowest concentration value that meets project requirements for quantitative data with known precision and bias for a specific analyte in a specific matrix.

S - Surrogate

1,2-Diphenylhydrazine decomposes to and cannot be separated from Azobenzene using Method 8270. The result for each analyte is a combined concentration.

Consistent with EPA guidelines, unrounded data are displayed and have been used to calculate % recovery and RPD values.

LCS(D) - Laboratory Control Sample (Duplicate)

MS(D) - Matrix Spike (Duplicate)

DUP - Sample Duplicate

RPD - Relative Percent Difference

NC - Not Calculable.

SG - Silica Gel - Clean-Up

U - Indicates the compound was analyzed for, but not detected.

Acid preservation may not be appropriate for 2 Chloroethylvinyl ether.

A separate vial preserved to a pH of 4-5 is recommended in SW846 Chapter 4 for the analysis of Acrolein and Acrylonitrile by EPA Method 8260.

N-Nitrosodiphenylamine decomposes and cannot be separated from Diphenylamine using Method 8270. The result reported for each analyte is a combined concentration.

Pace Analytical is TNI accredited. Contact your Pace PM for the current list of accredited analytes.

TNI - The NELAC Institute.

ANALYTE QUALIFIERS

M1 Matrix spike recovery exceeded QC limits. Batch accepted based on laboratory control sample (LCS) recovery.

This report shall not be reproduced, except in full,
without the written consent of Pace Analytical Services, LLC.

Pace Analytical Services, LLC
9800 Kincey Ave. Suite 100
Huntersville, NC 28078
(704)875-9092

QUALITY CONTROL DATA CROSS REFERENCE TABLE

Project: 2020-LI-2448
Pace Project No.: 92494133

Lab ID	Sample ID	QC Batch Method	QC Batch	Analytical Method	Analytical Batch
92494133001	**14024_SIMS_RD**	MADEPV	1538814	MADEP VPH	1538814
92494133001	**14024_SIMS_RD**	EPA 3010A	564765	EPA 6010D	564778
92494133001	**14024_SIMS_RD**	SM 6200B	564452		

This report shall not be reproduced, except in full,
without the written consent of Pace Analytical Services, LLC.

WO# : 92494133

92494133

CHAIN-OF-CUSTODY Analytical Request Document

Pace Analytical

Chain-of-Custody is a LEGAL DOCUMENT - Complete all relevent fields

LAB USE ONL

r or

Company: Apex Companies	Billing Information:
Address:	
Report To: Andrew Street	Email To: Andrew Street/Emily Little
Copy To:	Site Collection Info/Address: 14024 SIMS RD
Customer Project Name/Number: 2020-11-2468	State: NC County/City: Huntersville Time Zone Collected: [ ]PT [ ]MT [ ]CT [✓]ET
Phone: Email:	Site/Facility ID #: Compliance Monitoring? [ ] Yes [ ] No
Collected By (print): Matthew Fraioli	Purchase Order #: Quote #: DW PWS ID #: DW Location Code:
Collected By (signature):	Turnaround Date Required: ASAP Immediately Packed on Ice: [✓] Yes [ ] No
Sample Disposal: [ ] Dispose as appropriate [ ] Return [ ] Archive: [ ] Hold:	Rush: [✓] Same Day [ ] Next Day [ ] 2 Day [ ] 3 Day [ ] 4 Day [ ] 5 Day (Expedite Charges Apply) Field Filtered (if applicable): [ ] Yes [ ] No Analysis:

Container Pre

** Preservative Types: (1) nitric acid, (2) sulfuric acid, (3) hydrochloric acid, (4) sodium hydroxide, (5) zinc acetate, (6) methanol, (7) sodium bisulfate, (8) sodium thiosulfate, (9) hexane, (A) ascorbic acid, (B) ammonium sulfate, (C) ammonium hydroxide, (D) TSP, (U) Unpreserved, (O) Other _____

Analyses

Lab Profile/Line:

Lab Sample Receipt Checklist:

Custody Seals Present/Intact	Y	(N)	NA
Custody Signatures Present	(Y)	N	NA
Collector Signature Present	(Y)	N	NA
Bottles Intact	(Y)	N	NA
Correct Bottles	(Y)	N	NA
Sufficient Volume	(Y)	N	NA
Samples Received on Ice	(Y)	N	NA
VOA - Headspace Acceptable	(Y)	N	NA
USDA Regulated Soils	Y	N	(NA)
Samples in Holding Time	(Y)	N	NA
Residual Chlorine Present	Y	N	(NA)
Cl Strips: _____			
Sample pH Acceptable	(Y)	N	NA
pH Strips: _____			
Sulfide Present	Y	N	(NA)
Lead Acetate Strips: _____			

LAB USE ONLY:
Lab Sample # / Comments:

92494133
001

* Matrix Codes (Insert in Matrix box below): Drinking Water (DW), Ground Water (GW), Wastewater (WW), Product (P), Soil/Solid (SL), Oil (OL), Wipe (WP), Air (AR), Tissue (TS), Bioassay (B), Vapor (V), Other (OT)

Customer Sample ID	Matrix *	Comp / Grab	Collected (or Composite Start) Date	Collected (or Composite Start) Time	Composite End Date	Composite End Time	Res Cl	# of Ctns	6200 B VOCs	Lead	MADEP VPH
14024 SIMS RD	DW	G	09/03	1633				8	X	X	X

Customer Remarks / Special Conditions / Possible Hazards:

Type of Ice Used: (Wet) Blue Dry None

Packing Material Used: b. bags

Radchem sample(s) screened (<500 cpm): Y N (NA)

SHORT HOLDS PRESENT (<72 hours): Y (N) N/A

Lab Tracking #: 2539213

Samples received via: FEDEX UPS Client Courier (Pace Courier)

Lab Sample Temperature Info:
Temp Blank Received: Y (N) NA
Therm ID#: IR92TC61
Cooler 1 Temp Upon Receipt: 1.0 oC
Cooler 1 Therm Corr. Factor: +6 oC
Cooler 1 Corrected Temp: 1.0 oC
Comments:

Relinquished by/Company: (Signature)	Date/Time:	Received by/Company: (Signature)	Date/Time:
Matt Cr/Apex	09/03/20 1633		9-4-20 1006
Relinquished by/Company: (Signature)	Date/Time: 9-4-20 1340	Received by/Company: (Signature) PACE	Date/Time: 9-4-20 13:44
Relinquished by/Company: (Signature)	Date/Time:	Received by/Company: (Signature)	Date/Time:

MTJL LAB USE ONLY
Table #:
Acctnum:
Template:
Prelogin:
PM:
PB:

Trip Blank Received: Y (N) NA
HCL MeOH TSP Other

Non Conformance(s): YES / NO

Page: _____ of: _____

***Check mark top half of box if pH and/or dechlorination is verified and within the acceptance range for preservation samples.**

Exceptions: VOA, Coliform, TOC, Oil and Grease, DRO/8015 (water) DOC, LLHg

****Bottom half of box is to list number of bottle**

Project # **WO#: 92494133**

PM: AMB Due Date: 09/05/20

CLIENT: 92-APEX MOOR

Item#	BP4U-125 mL Plastic Unpreserved (N/A) (Cl-)	BP3U-250 mL Plastic Unpreserved (N/A)	BP2U-500 mL Plastic Unpreserved (N/A)	BP1U-1 liter Plastic Unpreserved (N/A)	BP4S-125 mL Plastic H2SO4 (pH < 2) (Cl-)	BP3N-250 mL plastic HNO3 (pH < 2)	BP4Z-125 mL Plastic ZN Acetate & NaOH (>9)	BP4C-125 mL Plastic NaOH (pH > 12) (Cl-)	WGFU-Wide-mouthed Glass jar Unpreserved	AG1U-1 liter Amber Unpreserved (N/A) (Cl-)	AG1H-1 liter Amber HCl (pH < 2)	AG3U-250 mL Amber Unpreserved (N/A) (Cl-	AG1S-1 liter Amber H2SO4 (pH < 2)	AG3S-250 mL Amber H2SO4 (pH < 2)	AG3A(DG3A)-250 mL Amber NH4Cl (N/A)(Cl-)	DG9H-40 mL VOA HCl (N/A)	VG9T-40 mL VOA Na2S2O3 (N/A)	VG9U-40 mL VOA Unp (N/A)	DG9P-40 mL VOA H3PO4 (N/A)	VOAK (6 vials per kit)-5035 kit (N/A)	V/GK (3 vials per kit)-VPH/Gas kit (N/A)	SP5T-125 mL Sterile Plastic (N/A – lab)	SP2T-250 mL Sterile Plastic (N/A – lab)		BP3A-250 mL Plastic (NH2)2SO4 (9.3-9.7)	AG0U-100 mL Amber Unpreserved vials (N/A)	VSGU-20 mL Scintillation vials (N/A)	DG9U-40 mL Amber Unpreserved vials (N/A)
1						1										1													
2																													
3																													
4																													
5																													
6																													
7																													
8																													
9																													
10																													
11																													
12																													

pH Adjustment Log for Preserved Samples

Sample ID	Type of Preservative	pH upon receipt	Date preservation adjusted	Time preservation adjusted	Amount of Preservative added	Lot #

Note: Whenever there is a discrepancy affecting North Carolina compliance samples, a copy of this form will be sent to the North Carolina DEHNR Certification Office (i.e. Out of hold, Incorrect preservative, out of temp, incorrect containers.

Pace Analytical Services, LLC
9800 Kincey Ave. Suite 100
Huntersville, NC 28078
(704)875-9092

September 11, 2020

Andrew Street
Apex Companies - NC
5900 Northwoods Business Pkwy
Suite 5900-0
Charlotte, NC 28269

RE: Project: 2020-LI-2448
Pace Project No.: 92494135

Dear Andrew Street:

Enclosed are the analytical results for sample(s) received by the laboratory on September 04, 2020. The results relate only to the samples included in this report. Results reported herein conform to the applicable TNI/NELAC Standards and the laboratory's Quality Manual, where applicable, unless otherwise noted in the body of the report.

The test results provided in this final report were generated by each of the following laboratories within the Pace Network:

- Pace National - Mt. Juliet
- Pace Analytical Services - Asheville
- Pace Analytical Services - Charlotte

A revised laboratory report is being submitted on 9/11/2020 to revise the sample ID, per client request.

If you have any questions concerning this report, please feel free to contact me.

Sincerely,

Angela M. Baioni

Angela Baioni
angela.baioni@pacelabs.com
(704)875-9092
Project Manager

Enclosures

cc: J Culbreath, Colonial Pipeline Company
Robert Hughes, Colonial Pipeline
Margaret King, APEX Companies, LLC
Emily Little, Apex Companies
Jeff Morrison, Colonial Pipeline Company
Tom Naumann, APEX Companies - NC
Joe Nicolette, Montrose-EPS
Christopher Schultz, Apex Companies
J Tate, Colonial Pipeline Company
Alex Testoff, Montrose-EPS
Michael Verdon, Colonial Pipeline Company
JM Wyatt, Colonial Pipeline Company

REPORT OF LABORATORY ANALYSIS

This report shall not be reproduced, except in full,
without the written consent of Pace Analytical Services, LLC.

Pace Analytical Services, LLC
9800 Kincey Ave. Suite 100
Huntersville, NC 28078
(704)875-9092

CERTIFICATIONS

Project: 2020-LI-2448
Pace Project No.: 92494135

Pace Analytical Services National

12065 Lebanon Road, Mt. Juliet, TN 37122
Alabama Certification #: 40660
Alaska Certification 17-026
Arizona Certification #: AZ0612
Arkansas Certification #: 88-0469
California Certification #: 2932
Canada Certification #: 1461.01
Colorado Certification #: TN00003
Connecticut Certification #: PH-0197
DOD Certification: #1461.01
EPA# TN00003
Florida Certification #: E87487
Georgia DW Certification #: 923
Georgia Certification: NELAP
Idaho Certification #: TN00003
Illinois Certification #: 200008
Indiana Certification #: C-TN-01
Iowa Certification #: 364
Kansas Certification #: E-10277
Kentucky UST Certification #: 16
Kentucky Certification #: 90010
Louisiana Certification #: AI30792
Louisiana DW Certification #: LA180010
Maine Certification #: TN0002
Maryland Certification #: 324
Massachusetts Certification #: M-TN003
Michigan Certification #: 9958
Minnesota Certification #: 047-999-395
Mississippi Certification #: TN00003
Missouri Certification #: 340
Montana Certification #: CERT0086
Nebraska Certification #: NE-OS-15-05
Nevada Certification #: TN-03-2002-34
New Hampshire Certification #: 2975
New Jersey Certification #: TN002
New Mexico DW Certification
New York Certification #: 11742
North Carolina Aquatic Toxicity Certification #: 41
North Carolina Drinking Water Certification #: 21704
North Carolina Environmental Certificate #: 375
North Dakota Certification #: R-140
Ohio VAP Certification #: CL0069
Oklahoma Certification #: 9915
Oregon Certification #: TN200002
Pennsylvania Certification #: 68-02979
Rhode Island Certification #: LAO00356
South Carolina Certification #: 84004
South Dakota Certification
Tennessee DW/Chem/Micro Certification #: 2006
Texas Certification #: T 104704245-17-14
Texas Mold Certification #: LAB0152
USDA Soil Permit #: P330-15-00234
Utah Certification #: TN00003
Virginia Certification #: VT2006
Vermont Dept. of Health: ID# VT-2006
Virginia Certification #: 460132
Washington Certification #: C847
West Virginia Certification #: 233
Wisconsin Certification #: 9980939910
Wyoming UST Certification #: via A2LA 2926.01
A2LA-ISO 17025 Certification #: 1461.01
A2LA-ISO 17025 Certification #: 1461.02
AIHA-LAP/LLC EMLAP Certification #:100789

Pace Analytical Services Charlotte

9800 Kincey Ave. Ste 100, Huntersville, NC 28078
Louisiana/NELAP Certification # LA170028
North Carolina Drinking Water Certification #: 37706
North Carolina Field Services Certification #: 5342
North Carolina Wastewater Certification #: 12
South Carolina Certification #: 99006001
Florida/NELAP Certification #: E87627
Kentucky UST Certification #: 84
Virginia/VELAP Certification #: 460221

Pace Analytical Services Asheville

2225 Riverside Drive, Asheville, NC 28804
Florida/NELAP Certification #: E87648
Massachusetts Certification #: M-NC030
North Carolina Drinking Water Certification #: 37712
North Carolina Wastewater Certification #: 40
South Carolina Certification #: 99030001
Virginia/VELAP Certification #: 460222

REPORT OF LABORATORY ANALYSIS

This report shall not be reproduced, except in full,
without the written consent of Pace Analytical Services, LLC.

Pace Analytical Services, LLC
9800 Kincey Ave. Suite 100
Huntersville, NC 28078
(704)875-9092

SAMPLE ANALYTE COUNT

Project: 2020-LI-2448
Pace Project No.: 92494135

Lab ID	Sample ID	Method	Analysts	Analytes Reported	Laboratory
92494135001	**13835_AC_RD**	MADEP VPH	DWR	6	PAN
		EPA 6010D	DS	1	PASI-A
		SM 6200B	SAS	63	PASI-C

PAN = Pace National - Mt. Juliet
PASI-A = Pace Analytical Services - Asheville
PASI-C = Pace Analytical Services - Charlotte

This report shall not be reproduced, except in full,
without the written consent of Pace Analytical Services, LLC.

Pace Analytical Services, LLC
9800 Kincey Ave. Suite 100
Huntersville, NC 28078
(704)875-9092

ANALYTICAL RESULTS

Project: 2020-LI-2448
Pace Project No.: 92494135

Sample: 13835_AC_RD **Lab ID: 92494135001** Collected: 09/03/20 15:05 Received: 09/04/20 13:44 Matrix: Water

Parameters	Results	Units	Report Limit	DF	Prepared	Analyzed	CAS No.	Qual
MADEPV	Analytical Method: MADEP VPH Preparation Method: MADEPV Pace National - Mt. Juliet							
Aliphatic (C05-C08)	ND	ug/L	100	1	09/06/20 11:07	09/06/20 11:07		
Aliphatic (C09-C12)	ND	ug/L	100	1	09/06/20 11:07	09/06/20 11:07		
Aromatic (C09-C10),Unadjusted	ND	ug/L	100	1	09/06/20 11:07	09/06/20 11:07	TPHC9C10A	
Total VPH	ND	ug/L	100	1	09/06/20 11:07	09/06/20 11:07	VPH	
Surrogates								
2,5-Dibromotoluene (FID)	93.1	%	70.0-130	1	09/06/20 11:07	09/06/20 11:07	615-59-8FID	
2,5-Dibromotoluene (PID)	87.9	%	70.0-130	1	09/06/20 11:07	09/06/20 11:07	615-59-8PID	
6010 MET ICP	Analytical Method: EPA 6010D Preparation Method: EPA 3010A Pace Analytical Services - Asheville							
Lead	ND	ug/L	5.0	1	09/05/20 01:12	09/07/20 19:01	7439-92-1	
6200B MSV	Analytical Method: SM 6200B Pace Analytical Services - Charlotte							
Benzene	ND	ug/L	0.50	1		09/05/20 03:23	71-43-2	
Bromobenzene	ND	ug/L	0.50	1		09/05/20 03:23	108-86-1	
Bromochloromethane	ND	ug/L	0.50	1		09/05/20 03:23	74-97-5	
Bromodichloromethane	ND	ug/L	0.50	1		09/05/20 03:23	75-27-4	
Bromoform	ND	ug/L	0.50	1		09/05/20 03:23	75-25-2	
Bromomethane	ND	ug/L	5.0	1		09/05/20 03:23	74-83-9	
n-Butylbenzene	ND	ug/L	0.50	1		09/05/20 03:23	104-51-8	
sec-Butylbenzene	ND	ug/L	0.50	1		09/05/20 03:23	135-98-8	
tert-Butylbenzene	ND	ug/L	0.50	1		09/05/20 03:23	98-06-6	
Carbon tetrachloride	ND	ug/L	0.50	1		09/05/20 03:23	56-23-5	
Chlorobenzene	ND	ug/L	0.50	1		09/05/20 03:23	108-90-7	
Chloroethane	ND	ug/L	1.0	1		09/05/20 03:23	75-00-3	
Chloroform	ND	ug/L	0.50	1		09/05/20 03:23	67-66-3	
Chloromethane	ND	ug/L	1.0	1		09/05/20 03:23	74-87-3	
2-Chlorotoluene	ND	ug/L	0.50	1		09/05/20 03:23	95-49-8	
4-Chlorotoluene	ND	ug/L	0.50	1		09/05/20 03:23	106-43-4	
1,2-Dibromo-3-chloropropane	ND	ug/L	1.0	1		09/05/20 03:23	96-12-8	
Dibromochloromethane	ND	ug/L	0.50	1		09/05/20 03:23	124-48-1	
1,2-Dibromoethane (EDB)	ND	ug/L	0.50	1		09/05/20 03:23	106-93-4	
Dibromomethane	ND	ug/L	0.50	1		09/05/20 03:23	74-95-3	
1,2-Dichlorobenzene	ND	ug/L	0.50	1		09/05/20 03:23	95-50-1	
1,3-Dichlorobenzene	ND	ug/L	0.50	1		09/05/20 03:23	541-73-1	
1,4-Dichlorobenzene	ND	ug/L	0.50	1		09/05/20 03:23	106-46-7	
Dichlorodifluoromethane	ND	ug/L	0.50	1		09/05/20 03:23	75-71-8	
1,1-Dichloroethane	ND	ug/L	0.50	1		09/05/20 03:23	75-34-3	
1,2-Dichloroethane	ND	ug/L	0.50	1		09/05/20 03:23	107-06-2	
1,1-Dichloroethene	ND	ug/L	0.50	1		09/05/20 03:23	75-35-4	
cis-1,2-Dichloroethene	ND	ug/L	0.50	1		09/05/20 03:23	156-59-2	
trans-1,2-Dichloroethene	ND	ug/L	0.50	1		09/05/20 03:23	156-60-5	
1,2-Dichloropropane	ND	ug/L	0.50	1		09/05/20 03:23	78-87-5	
1,3-Dichloropropane	ND	ug/L	0.50	1		09/05/20 03:23	142-28-9	
2,2-Dichloropropane	ND	ug/L	0.50	1		09/05/20 03:23	594-20-7	

REPORT OF LABORATORY ANALYSIS

This report shall not be reproduced, except in full,
without the written consent of Pace Analytical Services, LLC.

Pace Analytical Services, LLC
9800 Kincey Ave. Suite 100
Huntersville, NC 28078
(704)875-9092

ANALYTICAL RESULTS

Project: 2020-LI-2448
Pace Project No.: 92494135

Sample: 13835_AC_RD **Lab ID: 92494135001** Collected: 09/03/20 15:05 Received: 09/04/20 13:44 Matrix: Water

Parameters	Results	Units	Report Limit	DF	Prepared	Analyzed	CAS No.	Qual
6200B MSV	Analytical Method: SM 6200B Pace Analytical Services - Charlotte							
1,1-Dichloropropene	ND	ug/L	0.50	1		09/05/20 03:23	563-58-6	
cis-1,3-Dichloropropene	ND	ug/L	0.50	1		09/05/20 03:23	10061-01-5	
trans-1,3-Dichloropropene	ND	ug/L	0.50	1		09/05/20 03:23	10061-02-6	
Diisopropyl ether	ND	ug/L	0.50	1		09/05/20 03:23	108-20-3	
Ethylbenzene	ND	ug/L	0.50	1		09/05/20 03:23	100-41-4	
Hexachloro-1,3-butadiene	ND	ug/L	2.0	1		09/05/20 03:23	87-68-3	
Isopropylbenzene (Cumene)	ND	ug/L	0.50	1		09/05/20 03:23	98-82-8	
Methylene Chloride	ND	ug/L	2.0	1		09/05/20 03:23	75-09-2	
Methyl-tert-butyl ether	ND	ug/L	0.50	1		09/05/20 03:23	1634-04-4	
Naphthalene	ND	ug/L	2.0	1		09/05/20 03:23	91-20-3	
n-Propylbenzene	ND	ug/L	0.50	1		09/05/20 03:23	103-65-1	
Styrene	ND	ug/L	0.50	1		09/05/20 03:23	100-42-5	
1,1,1,2-Tetrachloroethane	ND	ug/L	0.50	1		09/05/20 03:23	630-20-6	
1,1,2,2-Tetrachloroethane	ND	ug/L	0.50	1		09/05/20 03:23	79-34-5	
Tetrachloroethene	ND	ug/L	0.50	1		09/05/20 03:23	127-18-4	
Toluene	ND	ug/L	0.50	1		09/05/20 03:23	108-88-3	
1,2,3-Trichlorobenzene	ND	ug/L	2.0	1		09/05/20 03:23	87-61-6	
1,2,4-Trichlorobenzene	ND	ug/L	2.0	1		09/05/20 03:23	120-82-1	
1,1,1-Trichloroethane	ND	ug/L	0.50	1		09/05/20 03:23	71-55-6	
1,1,2-Trichloroethane	ND	ug/L	0.50	1		09/05/20 03:23	79-00-5	
Trichloroethene	ND	ug/L	0.50	1		09/05/20 03:23	79-01-6	
Trichlorofluoromethane	ND	ug/L	1.0	1		09/05/20 03:23	75-69-4	
1,2,3-Trichloropropane	ND	ug/L	0.50	1		09/05/20 03:23	96-18-4	
1,2,4-Trimethylbenzene	ND	ug/L	0.50	1		09/05/20 03:23	95-63-6	
1,3,5-Trimethylbenzene	ND	ug/L	0.50	1		09/05/20 03:23	108-67-8	
Vinyl chloride	ND	ug/L	1.0	1		09/05/20 03:23	75-01-4	
m&p-Xylene	ND	ug/L	1.0	1		09/05/20 03:23	179601-23-1	
o-Xylene	ND	ug/L	0.50	1		09/05/20 03:23	95-47-6	
Surrogates								
1,2-Dichloroethane-d4 (S)	102	%	70-130	1		09/05/20 03:23	17060-07-0	
4-Bromofluorobenzene (S)	103	%	70-130	1		09/05/20 03:23	460-00-4	
Toluene-d8 (S)	104	%	70-130	1		09/05/20 03:23	2037-26-5	

REPORT OF LABORATORY ANALYSIS

This report shall not be reproduced, except in full,
without the written consent of Pace Analytical Services, LLC.

Pace Analytical Services, LLC
9800 Kincey Ave. Suite 100
Huntersville, NC 28078
(704)875-9092

QUALITY CONTROL DATA

Project: 2020-LI-2448
Pace Project No.: 92494135

QC Batch: 1538814
QC Batch Method: MADEPV
Analysis Method: MADEP VPH
Analysis Description: MADEPV
Laboratory: Pace National - Mt. Juliet

Associated Lab Samples: 92494135001

METHOD BLANK: R3567742-3 Matrix: Water
Associated Lab Samples: 92494135001

Parameter	Units	Blank Result	Reporting Limit	Analyzed	Qualifiers
Aliphatic (C05-C08)	ug/L	ND	100	09/06/20 08:45	
Aliphatic (C09-C12)	ug/L	ND	100	09/06/20 08:45	
Aromatic (C09-C10),Unadjusted	ug/L	ND	100	09/06/20 08:45	
Total VPH	ug/L	ND	100	09/06/20 08:45	
2,5-Dibromotoluene (FID)	%	92.1	70.0-130	09/06/20 08:45	
2,5-Dibromotoluene (PID)	%	88.1	70.0-130	09/06/20 08:45	

LABORATORY CONTROL SAMPLE & LCSD: R3567742-1 R3567742-2

Parameter	Units	Spike Conc.	LCS Result	LCSD Result	LCS % Rec	LCSD % Rec	% Rec Limits	RPD	Max RPD	Qualifiers
Aliphatic (C05-C08)	ug/L	1200	1130	1110	94.2	92.5	70.0-130	1.79	25	
Aliphatic (C09-C12)	ug/L	1400	1380	1380	98.6	98.6	70.0-130	0.00	25	
Aromatic (C09-C10),Unadjusted	ug/L	200	177	180	88.5	90.0	70.0-130	1.68	25	
Total VPH	ug/L	2800	2690	2670	96.1	95.4	70.0-130	0.746	25	
2,5-Dibromotoluene (FID)	%				94.8	94.8	70.0-130			
2,5-Dibromotoluene (PID)	%				87.9	88.5	70.0-130			

Results presented on this page are in the units indicated by the "Units" column except where an alternate unit is presented to the right of the result.

REPORT OF LABORATORY ANALYSIS

This report shall not be reproduced, except in full,
without the written consent of Pace Analytical Services, LLC.

Pace Analytical Services, LLC
9800 Kincey Ave. Suite 100
Huntersville, NC 28078
(704)875-9092

QUALITY CONTROL DATA

Project: 2020-LI-2448
Pace Project No.: 92494135

QC Batch: 564765
QC Batch Method: EPA 3010A
Analysis Method: EPA 6010D
Analysis Description: 6010 MET
Laboratory: Pace Analytical Services - Asheville
Associated Lab Samples: 92494135001

METHOD BLANK: 2993776 Matrix: Water
Associated Lab Samples: 92494135001

Parameter	Units	Blank Result	Reporting Limit	Analyzed	Qualifiers
Lead	ug/L	ND	5.0	09/07/20 18:15	

LABORATORY CONTROL SAMPLE: 2993777

Parameter	Units	Spike Conc.	LCS Result	LCS % Rec	% Rec Limits	Qualifiers
Lead	ug/L	500	490	98	80-120	

MATRIX SPIKE & MATRIX SPIKE DUPLICATE: 2993778 2993779

Parameter	Units	92494126001 Result	MS Spike Conc.	MSD Spike Conc.	MS Result	MSD Result	MS % Rec	MSD % Rec	% Rec Limits	RPD	Qual
Lead	ug/L	ND	500	500	519	514	104	103	75-125	1	

Results presented on this page are in the units indicated by the "Units" column except where an alternate unit is presented to the right of the result.

REPORT OF LABORATORY ANALYSIS

This report shall not be reproduced, except in full,
without the written consent of Pace Analytical Services, LLC.

Pace Analytical Services, LLC
9800 Kincey Ave. Suite 100
Huntersville, NC 28078
(704)875-9092

QUALITY CONTROL DATA

Project: 2020-LI-2448
Pace Project No.: 92494135

QC Batch: 564452
QC Batch Method: SM 6200B
Analysis Method: SM 6200B
Analysis Description: 6200B MSV
Laboratory: Pace Analytical Services - Charlotte

Associated Lab Samples: 92494135001

METHOD BLANK: 2992221 Matrix: Water
Associated Lab Samples: 92494135001

Parameter	Units	Blank Result	Reporting Limit	Analyzed	Qualifiers
1,1,1,2-Tetrachloroethane	ug/L	ND	0.50	09/05/20 02:12	
1,1,1-Trichloroethane	ug/L	ND	0.50	09/05/20 02:12	
1,1,2,2-Tetrachloroethane	ug/L	ND	0.50	09/05/20 02:12	
1,1,2-Trichloroethane	ug/L	ND	0.50	09/05/20 02:12	
1,1-Dichloroethane	ug/L	ND	0.50	09/05/20 02:12	
1,1-Dichloroethene	ug/L	ND	0.50	09/05/20 02:12	
1,1-Dichloropropene	ug/L	ND	0.50	09/05/20 02:12	
1,2,3-Trichlorobenzene	ug/L	ND	2.0	09/05/20 02:12	
1,2,3-Trichloropropane	ug/L	ND	0.50	09/05/20 02:12	
1,2,4-Trichlorobenzene	ug/L	ND	2.0	09/05/20 02:12	
1,2,4-Trimethylbenzene	ug/L	ND	0.50	09/05/20 02:12	
1,2-Dibromo-3-chloropropane	ug/L	ND	1.0	09/05/20 02:12	
1,2-Dibromoethane (EDB)	ug/L	ND	0.50	09/05/20 02:12	
1,2-Dichlorobenzene	ug/L	ND	0.50	09/05/20 02:12	
1,2-Dichloroethane	ug/L	ND	0.50	09/05/20 02:12	
1,2-Dichloropropane	ug/L	ND	0.50	09/05/20 02:12	
1,3,5-Trimethylbenzene	ug/L	ND	0.50	09/05/20 02:12	
1,3-Dichlorobenzene	ug/L	ND	0.50	09/05/20 02:12	
1,3-Dichloropropane	ug/L	ND	0.50	09/05/20 02:12	
1,4-Dichlorobenzene	ug/L	ND	0.50	09/05/20 02:12	
2,2-Dichloropropane	ug/L	ND	0.50	09/05/20 02:12	
2-Chlorotoluene	ug/L	ND	0.50	09/05/20 02:12	
4-Chlorotoluene	ug/L	ND	0.50	09/05/20 02:12	
Benzene	ug/L	ND	0.50	09/05/20 02:12	
Bromobenzene	ug/L	ND	0.50	09/05/20 02:12	
Bromochloromethane	ug/L	ND	0.50	09/05/20 02:12	
Bromodichloromethane	ug/L	ND	0.50	09/05/20 02:12	
Bromoform	ug/L	ND	0.50	09/05/20 02:12	
Bromomethane	ug/L	ND	5.0	09/05/20 02:12	
Carbon tetrachloride	ug/L	ND	0.50	09/05/20 02:12	
Chlorobenzene	ug/L	ND	0.50	09/05/20 02:12	
Chloroethane	ug/L	ND	1.0	09/05/20 02:12	
Chloroform	ug/L	ND	0.50	09/05/20 02:12	
Chloromethane	ug/L	ND	1.0	09/05/20 02:12	
cis-1,2-Dichloroethene	ug/L	ND	0.50	09/05/20 02:12	
cis-1,3-Dichloropropene	ug/L	ND	0.50	09/05/20 02:12	
Dibromochloromethane	ug/L	ND	0.50	09/05/20 02:12	
Dibromomethane	ug/L	ND	0.50	09/05/20 02:12	
Dichlorodifluoromethane	ug/L	ND	0.50	09/05/20 02:12	
Diisopropyl ether	ug/L	ND	0.50	09/05/20 02:12	

Results presented on this page are in the units indicated by the "Units" column except where an alternate unit is presented to the right of the result.

REPORT OF LABORATORY ANALYSIS

This report shall not be reproduced, except in full,
without the written consent of Pace Analytical Services, LLC.

Pace Analytical Services, LLC
9800 Kincey Ave. Suite 100
Huntersville, NC 28078
(704)875-9092

QUALITY CONTROL DATA

Project: 2020-LI-2448
Pace Project No.: 92494135

METHOD BLANK: 2992221 Matrix: Water
Associated Lab Samples: 92494135001

Parameter	Units	Blank Result	Reporting Limit	Analyzed	Qualifiers
Ethylbenzene	ug/L	ND	0.50	09/05/20 02:12	
Hexachloro-1,3-butadiene	ug/L	ND	2.0	09/05/20 02:12	
Isopropylbenzene (Cumene)	ug/L	ND	0.50	09/05/20 02:12	
m&p-Xylene	ug/L	ND	1.0	09/05/20 02:12	
Methyl-tert-butyl ether	ug/L	ND	0.50	09/05/20 02:12	
Methylene Chloride	ug/L	ND	2.0	09/05/20 02:12	
n-Butylbenzene	ug/L	ND	0.50	09/05/20 02:12	
n-Propylbenzene	ug/L	ND	0.50	09/05/20 02:12	
Naphthalene	ug/L	ND	2.0	09/05/20 02:12	
o-Xylene	ug/L	ND	0.50	09/05/20 02:12	
sec-Butylbenzene	ug/L	ND	0.50	09/05/20 02:12	
Styrene	ug/L	ND	0.50	09/05/20 02:12	
tert-Butylbenzene	ug/L	ND	0.50	09/05/20 02:12	
Tetrachloroethene	ug/L	ND	0.50	09/05/20 02:12	
Toluene	ug/L	ND	0.50	09/05/20 02:12	
trans-1,2-Dichloroethene	ug/L	ND	0.50	09/05/20 02:12	
trans-1,3-Dichloropropene	ug/L	ND	0.50	09/05/20 02:12	
Trichloroethene	ug/L	ND	0.50	09/05/20 02:12	
Trichlorofluoromethane	ug/L	ND	1.0	09/05/20 02:12	
Vinyl chloride	ug/L	ND	1.0	09/05/20 02:12	
1,2-Dichloroethane-d4 (S)	%	101	70-130	09/05/20 02:12	
4-Bromofluorobenzene (S)	%	102	70-130	09/05/20 02:12	
Toluene-d8 (S)	%	103	70-130	09/05/20 02:12	

LABORATORY CONTROL SAMPLE: 2992222

Parameter	Units	Spike Conc.	LCS Result	LCS % Rec	% Rec Limits	Qualifiers
1,1,1,2-Tetrachloroethane	ug/L	50	54.8	110	60-140	
1,1,1-Trichloroethane	ug/L	50	56.6	113	60-140	
1,1,2,2-Tetrachloroethane	ug/L	50	50.9	102	60-140	
1,1,2-Trichloroethane	ug/L	50	54.0	108	60-140	
1,1-Dichloroethane	ug/L	50	50.7	101	60-140	
1,1-Dichloroethene	ug/L	50	51.2	102	60-140	
1,1-Dichloropropene	ug/L	50	52.5	105	60-140	
1,2,3-Trichlorobenzene	ug/L	50	53.2	106	60-140	
1,2,3-Trichloropropane	ug/L	50	52.1	104	60-140	
1,2,4-Trichlorobenzene	ug/L	50	53.7	107	60-140	
1,2,4-Trimethylbenzene	ug/L	50	50.1	100	60-140	
1,2-Dibromo-3-chloropropane	ug/L	50	47.3	95	60-140	
1,2-Dibromoethane (EDB)	ug/L	50	53.6	107	60-140	
1,2-Dichlorobenzene	ug/L	50	49.3	99	60-140	
1,2-Dichloroethane	ug/L	50	46.1	92	60-140	
1,2-Dichloropropane	ug/L	50	51.4	103	60-140	
1,3,5-Trimethylbenzene	ug/L	50	50.1	100	60-140	

Results presented on this page are in the units indicated by the "Units" column except where an alternate unit is presented to the right of the result.

REPORT OF LABORATORY ANALYSIS

This report shall not be reproduced, except in full,
without the written consent of Pace Analytical Services, LLC.

Pace Analytical Services, LLC
9800 Kincey Ave. Suite 100
Huntersville, NC 28078
(704)875-9092

QUALITY CONTROL DATA

Project: 2020-LI-2448
Pace Project No.: 92494135

LABORATORY CONTROL SAMPLE: 2992222

Parameter	Units	Spike Conc.	LCS Result	LCS % Rec	% Rec Limits	Qualifiers
1,3-Dichlorobenzene	ug/L	50	50.9	102	60-140	
1,3-Dichloropropane	ug/L	50	53.3	107	60-140	
1,4-Dichlorobenzene	ug/L	50	50.1	100	60-140	
2,2-Dichloropropane	ug/L	50	50.6	101	60-140	
2-Chlorotoluene	ug/L	50	50.4	101	60-140	
4-Chlorotoluene	ug/L	50	48.5	97	60-140	
Benzene	ug/L	50	48.9	98	60-140	
Bromobenzene	ug/L	50	51.2	102	60-140	
Bromochloromethane	ug/L	50	53.4	107	60-140	
Bromodichloromethane	ug/L	50	49.1	98	60-140	
Bromoform	ug/L	50	43.8	88	60-140	
Bromomethane	ug/L	50	59.6	119	60-140	
Carbon tetrachloride	ug/L	50	54.7	109	60-140	
Chlorobenzene	ug/L	50	48.2	96	60-140	
Chloroethane	ug/L	50	45.9	92	60-140	
Chloroform	ug/L	50	49.8	100	60-140	
Chloromethane	ug/L	50	42.0	84	60-140	
cis-1,2-Dichloroethene	ug/L	50	49.4	99	60-140	
cis-1,3-Dichloropropene	ug/L	50	57.5	115	60-140	
Dibromochloromethane	ug/L	50	47.0	94	60-140	
Dibromomethane	ug/L	50	52.3	105	60-140	
Dichlorodifluoromethane	ug/L	50	46.3	93	60-140	
Diisopropyl ether	ug/L	50	51.1	102	60-140	
Ethylbenzene	ug/L	50	48.3	97	60-140	
Hexachloro-1,3-butadiene	ug/L	50	49.1	98	60-140	
Isopropylbenzene (Cumene)	ug/L	50	49.0	98	60-140	
m&p-Xylene	ug/L	100	97.2	97	60-140	
Methyl-tert-butyl ether	ug/L	50	53.1	106	60-140	
Methylene Chloride	ug/L	50	51.4	103	60-140	
n-Butylbenzene	ug/L	50	50.5	101	60-140	
n-Propylbenzene	ug/L	50	48.8	98	60-140	
Naphthalene	ug/L	50	53.9	108	60-140	
o-Xylene	ug/L	50	48.7	97	60-140	
sec-Butylbenzene	ug/L	50	49.8	100	60-140	
Styrene	ug/L	50	50.7	101	60-140	
tert-Butylbenzene	ug/L	50	43.1	86	60-140	
Tetrachloroethene	ug/L	50	48.9	98	60-140	
Toluene	ug/L	50	47.1	94	60-140	
trans-1,2-Dichloroethene	ug/L	50	51.6	103	60-140	
trans-1,3-Dichloropropene	ug/L	50	55.9	112	60-140	
Trichloroethene	ug/L	50	54.3	109	60-140	
Trichlorofluoromethane	ug/L	50	45.0	90	60-140	
Vinyl chloride	ug/L	50	45.9	92	60-140	
1,2-Dichloroethane-d4 (S)	%			101	70-130	
4-Bromofluorobenzene (S)	%			100	70-130	
Toluene-d8 (S)	%			99	70-130	

Results presented on this page are in the units indicated by the "Units" column except where an alternate unit is presented to the right of the result.

REPORT OF LABORATORY ANALYSIS

This report shall not be reproduced, except in full,
without the written consent of Pace Analytical Services, LLC.

Pace Analytical Services, LLC
9800 Kincey Ave. Suite 100
Huntersville, NC 28078
(704)875-9092

QUALITY CONTROL DATA

Project: 2020-LI-2448
Pace Project No.: 92494135

MATRIX SPIKE & MATRIX SPIKE DUPLICATE: 2992223 2992224

Parameter	Units	92493560011 Result	MS Spike Conc.	MSD Spike Conc.	MS Result	MSD Result	MS % Rec	MSD % Rec	% Rec Limits	RPD	Qual
1,1,1,2-Tetrachloroethane	ug/L	ND	20	20	22.1	21.4	110	107	60-140	3	
1,1,1-Trichloroethane	ug/L	ND	20	20	26.5	25.5	133	128	60-140	4	
1,1,2,2-Tetrachloroethane	ug/L	ND	20	20	22.1	21.3	111	106	60-140	4	
1,1,2-Trichloroethane	ug/L	ND	20	20	22.9	22.7	114	113	60-140	1	
1,1-Dichloroethane	ug/L	ND	20	20	25.5	24.0	128	120	60-140	6	
1,1-Dichloroethene	ug/L	ND	20	20	26.8	25.1	134	126	60-140	7	
1,1-Dichloropropene	ug/L	ND	20	20	25.8	24.9	129	124	60-140	4	
1,2,3-Trichlorobenzene	ug/L	ND	20	20	23.8	23.2	119	116	60-140	3	
1,2,3-Trichloropropane	ug/L	ND	20	20	23.4	22.4	117	112	60-140	4	
1,2,4-Trichlorobenzene	ug/L	ND	20	20	24.7	23.4	123	117	60-140	5	
1,2,4-Trimethylbenzene	ug/L	ND	20	20	23.1	21.9	115	109	60-140	5	
1,2-Dibromo-3-chloropropane	ug/L	ND	20	20	18.7	17.9	94	90	60-140	4	
1,2-Dibromoethane (EDB)	ug/L	ND	20	20	24.2	22.2	121	111	60-140	9	
1,2-Dichlorobenzene	ug/L	ND	20	20	22.8	21.3	114	107	60-140	7	
1,2-Dichloroethane	ug/L	ND	20	20	22.5	21.4	113	107	60-140	5	
1,2-Dichloropropane	ug/L	ND	20	20	24.6	23.4	123	117	60-140	5	
1,3,5-Trimethylbenzene	ug/L	ND	20	20	23.4	21.9	117	110	60-140	6	
1,3-Dichlorobenzene	ug/L	ND	20	20	23.9	22.4	119	112	60-140	6	
1,3-Dichloropropane	ug/L	ND	20	20	23.8	22.9	119	114	60-140	4	
1,4-Dichlorobenzene	ug/L	ND	20	20	22.6	22.1	113	110	60-140	2	
2,2-Dichloropropane	ug/L	ND	20	20	23.9	22.3	120	112	60-140	7	
2-Chlorotoluene	ug/L	ND	20	20	23.8	22.0	119	110	60-140	8	
4-Chlorotoluene	ug/L	ND	20	20	22.5	21.7	112	108	60-140	4	
Benzene	ug/L	ND	20	20	23.3	22.7	117	113	60-140	3	
Bromobenzene	ug/L	ND	20	20	23.1	21.4	115	107	60-140	8	
Bromochloromethane	ug/L	ND	20	20	25.2	24.0	126	120	60-140	5	
Bromodichloromethane	ug/L	ND	20	20	21.4	21.3	107	107	60-140	0	
Bromoform	ug/L	ND	20	20	18.8	18.4	94	92	60-140	2	
Bromomethane	ug/L	ND	20	20	29.9	29.4	149	147	60-140	1	M1
Carbon tetrachloride	ug/L	ND	20	20	24.3	23.3	122	116	60-140	4	
Chlorobenzene	ug/L	ND	20	20	22.3	21.5	111	107	60-140	4	
Chloroethane	ug/L	ND	20	20	25.6	24.4	128	122	60-140	5	
Chloroform	ug/L	ND	20	20	24.3	22.7	122	114	60-140	7	
Chloromethane	ug/L	ND	20	20	24.2	23.1	121	115	60-140	5	
cis-1,2-Dichloroethene	ug/L	ND	20	20	25.1	23.2	126	116	60-140	8	
cis-1,3-Dichloropropene	ug/L	ND	20	20	25.0	23.7	125	119	60-140	5	
Dibromochloromethane	ug/L	ND	20	20	20.9	20.2	104	101	60-140	3	
Dibromomethane	ug/L	ND	20	20	24.1	21.9	120	109	60-140	10	
Dichlorodifluoromethane	ug/L	ND	20	20	19.9	18.8	100	94	60-140	6	
Diisopropyl ether	ug/L	ND	20	20	23.2	22.3	116	112	60-140	4	
Ethylbenzene	ug/L	ND	20	20	23.0	21.6	115	108	60-140	6	
Hexachloro-1,3-butadiene	ug/L	ND	20	20	29.0	24.1	145	120	60-140	19	M1
Isopropylbenzene (Cumene)	ug/L	ND	20	20	23.0	22.4	115	112	60-140	2	
m&p-Xylene	ug/L	ND	40	40	45.7	44.7	114	112	60-140	2	
Methyl-tert-butyl ether	ug/L	ND	20	20	23.4	21.9	117	109	60-140	7	
Methylene Chloride	ug/L	ND	20	20	26.0	24.3	130	121	60-140	7	

Results presented on this page are in the units indicated by the "Units" column except where an alternate unit is presented to the right of the result.

REPORT OF LABORATORY ANALYSIS

This report shall not be reproduced, except in full,
without the written consent of Pace Analytical Services, LLC.

Pace Analytical Services, LLC
9800 Kincey Ave. Suite 100
Huntersville, NC 28078
(704)875-9092

QUALITY CONTROL DATA

Project: 2020-LI-2448
Pace Project No.: 92494135

MATRIX SPIKE & MATRIX SPIKE DUPLICATE: 2992223 2992224

Parameter	Units	92493560011 Result	MS Spike Conc.	MSD Spike Conc.	MS Result	MSD Result	MS % Rec	MSD % Rec	% Rec Limits	RPD	Qual
n-Butylbenzene	ug/L	ND	20	20	25.8	23.8	129	119	60-140	8	
n-Propylbenzene	ug/L	ND	20	20	23.0	22.3	115	112	60-140	3	
Naphthalene	ug/L	ND	20	20	22.6	21.5	113	108	60-140	5	
o-Xylene	ug/L	ND	20	20	23.1	21.8	116	109	60-140	6	
sec-Butylbenzene	ug/L	ND	20	20	24.4	23.2	122	116	60-140	5	
Styrene	ug/L	ND	20	20	23.6	22.4	118	112	60-140	5	
tert-Butylbenzene	ug/L	ND	20	20	20.9	19.6	104	98	60-140	6	
Tetrachloroethene	ug/L	ND	20	20	23.2	21.4	116	107	60-140	8	
Toluene	ug/L	ND	20	20	22.4	21.2	112	106	60-140	6	
trans-1,2-Dichloroethene	ug/L	ND	20	20	26.2	25.1	131	125	60-140	5	
trans-1,3-Dichloropropene	ug/L	ND	20	20	23.0	21.4	115	107	60-140	7	
Trichloroethene	ug/L	ND	20	20	26.1	25.3	131	126	60-140	3	
Trichlorofluoromethane	ug/L	ND	20	20	23.9	22.2	119	111	60-140	7	
Vinyl chloride	ug/L	ND	20	20	22.7	21.1	113	105	60-140	7	
1,2-Dichloroethane-d4 (S)	%						102	103	70-130		
4-Bromofluorobenzene (S)	%						103	103	70-130		
Toluene-d8 (S)	%						100	99	70-130		

Results presented on this page are in the units indicated by the "Units" column except where an alternate unit is presented to the right of the result.

REPORT OF LABORATORY ANALYSIS

This report shall not be reproduced, except in full,
without the written consent of Pace Analytical Services, LLC.

Pace Analytical Services, LLC
9800 Kincey Ave. Suite 100
Huntersville, NC 28078
(704)875-9092

QUALIFIERS

Project: 2020-LI-2448
Pace Project No.: 92494135

DEFINITIONS

DF - Dilution Factor, if reported, represents the factor applied to the reported data due to dilution of the sample aliquot.

ND - Not Detected at or above adjusted reporting limit.

TNTC - Too Numerous To Count

J - Estimated concentration above the adjusted method detection limit and below the adjusted reporting limit.

MDL - Adjusted Method Detection Limit.

PQL - Practical Quantitation Limit.

RL - Reporting Limit - The lowest concentration value that meets project requirements for quantitative data with known precision and bias for a specific analyte in a specific matrix.

S - Surrogate

1,2-Diphenylhydrazine decomposes to and cannot be separated from Azobenzene using Method 8270. The result for each analyte is a combined concentration.

Consistent with EPA guidelines, unrounded data are displayed and have been used to calculate % recovery and RPD values.

LCS(D) - Laboratory Control Sample (Duplicate)

MS(D) - Matrix Spike (Duplicate)

DUP - Sample Duplicate

RPD - Relative Percent Difference

NC - Not Calculable.

SG - Silica Gel - Clean-Up

U - Indicates the compound was analyzed for, but not detected.

Acid preservation may not be appropriate for 2 Chloroethylvinyl ether.

A separate vial preserved to a pH of 4-5 is recommended in SW846 Chapter 4 for the analysis of Acrolein and Acrylonitrile by EPA Method 8260.

N-Nitrosodiphenylamine decomposes and cannot be separated from Diphenylamine using Method 8270. The result reported for each analyte is a combined concentration.

Pace Analytical is TNI accredited. Contact your Pace PM for the current list of accredited analytes.

TNI - The NELAC Institute.

ANALYTE QUALIFIERS

M1 Matrix spike recovery exceeded QC limits. Batch accepted based on laboratory control sample (LCS) recovery.

This report shall not be reproduced, except in full,
without the written consent of Pace Analytical Services, LLC.

Pace Analytical Services, LLC
9800 Kincey Ave. Suite 100
Huntersville, NC 28078
(704)875-9092

QUALITY CONTROL DATA CROSS REFERENCE TABLE

Project: 2020-LI-2448
Pace Project No.: 92494135

Lab ID	Sample ID	QC Batch Method	QC Batch	Analytical Method	Analytical Batch
92494135001	**13835_AC_RD**	MADEPV	1538814	MADEP VPH	1538814
92494135001	**13835_AC_RD**	EPA 3010A	564765	EPA 6010D	564778
92494135001	**13835_AC_RD**	SM 6200B	564452		

This report shall not be reproduced, except in full,
without the written consent of Pace Analytical Services, LLC.

CHAIN-OF-CUSTODY Analytical Request Document

Pace Analytical®

Chain-of-Custody is a LEGAL DOCUMENT - Complete all relevent fields

LAB USE ... mber or

WO# : 92494135

92494135

Container

** Preservative Types: (1) nitric acid, (2) sulfuric acid, (3) hydrochloric acid, (4) sodium hydroxide, (5) zinc acetate, (6) methanol, (7) sodium bisulfate, (8) sodium thiosulfate, (9) hexane, (A) ascorbic acid, (B) ammonium sulfate, (C) ammonium hydroxide, (D) TSP, (U) Unpreserved, (O) Other _____

Company: Apex Companies	Billing Information:
Address:	
Report To: Andrew Street	Email To: Andrew Street / Emily Little
Copy To:	Site Collection Info/Address: 13835 SIMS RD
Customer Project Name/Number: 2020-LI-2448	State: NC / County/City: Huntersville / Time Zone Collected: [ ] PT [ ] MT [ ] CT [X] ET
Phone: / Email:	Site/Facility ID #: / Compliance Monitoring? [ ] Yes [ ] No
Collected By (print): Caroline Negron	Purchase Order #: / Quote #: / DW PWS ID #: / DW Location Code:
Collected By (signature): Caroline Negron	Turnaround Date Required: ASAP / Immediately Packed on Ice: [X] Yes [ ] No
Sample Disposal: [ ] Dispose as appropriate [ ] Return [ ] Archive: _____ [ ] Hold: _____	Rush: [X] Same Day [ ] Next Day [ ] 2 Day [ ] 3 Day [ ] 4 Day [ ] 5 Day (Expedite Charges Apply) / Field Filtered (if applicable): [ ] Yes [ ] No / Analysis: _____

* Matrix Codes (Insert in Matrix box below): Drinking Water (DW), Ground Water (GW), Wastewater (WW), Product (P), Soil/Solid (SL), Oil (OL), Wipe (WP), Air (AR), Tissue (TS), Bioassay (B), Vapor (V), Other (OT)

Customer Sample ID	Matrix *	Comp / Grab	Collected (or Composite Start) Date	Collected (or Composite Start) Time	Composite End Date	Composite End Time	Res Cl	# of Ctns	SM6200B VOCs	Lead	MADEP VPH	Lab Profile/Line:
~~AB~~ 13835_SIMS_RD_20200903	DW	G	09/03/20	1505				8	X	X	X	001

Analyses

Lab Profile/Line:

Lab Sample Receipt Checklist:

Custody Seals Present/Intact	Y	(N)	NA
Custody Signatures Present	(Y)	N	NA
Collector Signature Present	(Y)	N	NA
Bottles Intact	(Y)	N	NA
Correct Bottles	(Y)	N	NA
Sufficient Volume	(Y)	N	NA
Samples Received on Ice	(Y)	N	NA
VOA - Headspace Acceptable	(Y)	N	NA
USDA Regulated Soils	Y	N	(NA)
Samples in Holding Time	(Y)	N	NA
Residual Chlorine Present	Y	N	(NA)
Cl Strips: _____			
Sample pH Acceptable	(Y)	N	NA
pH Strips: _____			
Sulfide Present	Y	N	(NA)
Lead Acetate Strips: _____			

LAB USE ONLY:
Lab Sample # / Comments:

92494135

Customer Remarks / Special Conditions / Possible Hazards:

Type of Ice Used: (Wet) Blue Dry None

Packing Material Used: b. bags

Radchem sample(s) screened (<500 cpm): Y N (NA)

SHORT HOLDS PRESENT (<72 hours): Y (N) N/A

Lab Tracking #: 2539216

Samples received via: FEDEX UPS Client Courier (Pace Courier)

Lab Sample Temperature Info:
Temp Blank Received: Y (N) NA
Therm ID#: IR9ZTC61
Cooler 1 Temp Upon Receipt: 1.0 oC
Cooler 1 Therm Corr. Factor: +0 oC
Cooler 1 Corrected Temp: 1.0 oC
Comments:

Relinquished by/Company: (Signature)	Date/Time:	Received by/Company: (Signature)	Date/Time:
Caroline Negron/Apex COS	09/03/20; 1830		9-4-20 1108
Relinquished by/Company: (Signature)	Date/Time:	Received by/Company: (Signature)	Date/Time:
	9-4-20 1349	AMP PACE	9-4-20 13:44
Relinquished by/Company: (Signature)	Date/Time:	Received by/Company: (Signature)	Date/Time:

MTJL LAB USE ONLY

Table #:
Acctnum:
Template:
Prelogin:
PM:
PB:

Trip Blank Received: Y (N) NA
HCL MeOH TSP Other

Non Conformance(s): YES / NO

Page: _____ of: _____

***Check mark top half of box if pH and/or dechlorination is verified and within the acceptance range for preservation samples.**

Exceptions: VOA, Coliform, TOC, Oil and Grease, DRO/8015 (water) DOC, LLHg

****Bottom half of box is to list number of bottle**

Project #

WO# : 92494135

PM: AMB Due Date: 09/05/20

CLIENT: 92-APEX MOOR

Item#	BP4U-125 mL Plastic Unpreserved (N/A) (Cl-)	BP3U-250 mL Plastic Unpreserved (N/A)	BP2U-500 mL Plastic Unpreserved (N/A)	BP1U-1 liter Plastic Unpreserved (N/A)	BP4S-125 mL Plastic H2SO4 (pH < 2) (Cl-)	BP3N-250 mL plastic HNO3 (pH < 2)	BP4Z-125 mL Plastic ZN Acetate & NaOH (>9)	BP4C-125 mL Plastic NaOH (pH > 12) (Cl-)	WGFU-Wide-mouthed Glass jar Unpreserved	AG1U-1 liter Amber Unpreserved (N/A) (Cl-)	AG1H-1 liter Amber HCl (pH < 2)	AG3U-250 mL Amber Unpreserved (N/A) (Cl-	AG1S-1 liter Amber H2SO4 (pH < 2)	AG3S-250 mL Amber H2SO4 (pH < 2)	AG3A(DG3A)-250 mL Amber NH4Cl (N/A)(Cl-)	DG9H-40 mL VOA HCl (N/A)	VG9T-40 mL VOA Na2S2O3 (N/A)	VG9U-40 mL VOA Unp (N/A)	DG9P-40 mL VOA H3PO4 (N/A)	VOAK (6 vials per kit)-5035 kit (N/A)	V/GK (3 vials per kit)-VPH/Gas kit (N/A)	SP5T-125 mL Sterile Plastic (N/A – lab)	SP2T-250 mL Sterile Plastic (N/A – lab)		BP3A-250 mL Plastic (NH2)2SO4 (9.3-9.7)	AG0U-100 mL Amber Unpreserved vials (N/A)	VSGU-20 mL Scintillation vials (N/A)	DG9U-40 mL Amber Unpreserved vials (N/A)
1						1										1													
2																													
3																													
4																													
5																													
6																													
7																													
8																													
9																													
10																													
11																													
12																													

pH Adjustment Log for Preserved Samples

Sample ID	Type of Preservative	pH upon receipt	Date preservation adjusted	Time preservation adjusted	Amount of Preservative added	Lot #

Note: Whenever there is a discrepancy affecting North Carolina compliance samples, a copy of this form will be sent to the North Carolina DEHNR Certification Office (i.e. Out of hold, incorrect preservative, out of temp, incorrect containers.

Pace Analytical Services, LLC
9800 Kincey Ave. Suite 100
Huntersville, NC 28078
(704)875-9092

September 08, 2020

Andrew Street
Apex Companies - NC
5900 Northwoods Business Pkwy
Suite 5900-0
Charlotte, NC 28269

RE: Project: 2020-LI-2448
Pace Project No.: 92494137

Dear Andrew Street:

Enclosed are the analytical results for sample(s) received by the laboratory on September 04, 2020. The results relate only to the samples included in this report. Results reported herein conform to the applicable TNI/NELAC Standards and the laboratory's Quality Manual, where applicable, unless otherwise noted in the body of the report.

The test results provided in this final report were generated by each of the following laboratories within the Pace Network:

- Pace National - Mt. Juliet
- Pace Analytical Services - Asheville
- Pace Analytical Services - Charlotte

If you have any questions concerning this report, please feel free to contact me.

Sincerely,

Angela M. Baioni

Angela Baioni
angela.baioni@pacelabs.com
(704)875-9092
Project Manager

Enclosures

cc: J Culbreath, Colonial Pipeline Company
Robert Hughes, Colonial Pipeline
Margaret King, APEX Companies, LLC
Emily Little, Apex Companies
Jeff Morrison, Colonial Pipeline Company
Tom Naumann, APEX Companies - NC
Joe Nicolette, Montrose-EPS
Christopher Schultz, Apex Companies
J Tate, Colonial Pipeline Company
Alex Testoff, Montrose-EPS
Michael Verdon, Colonial Pipeline Company
JM Wyatt, Colonial Pipeline Company

REPORT OF LABORATORY ANALYSIS

This report shall not be reproduced, except in full,
without the written consent of Pace Analytical Services, LLC.

Pace Analytical Services, LLC
9800 Kincey Ave. Suite 100
Huntersville, NC 28078
(704)875-9092

CERTIFICATIONS

Project: 2020-LI-2448
Pace Project No.: 92494137

Pace Analytical Services National

12065 Lebanon Road, Mt. Juliet, TN 37122
Alabama Certification #: 40660
Alaska Certification 17-026
Arizona Certification #: AZ0612
Arkansas Certification #: 88-0469
California Certification #: 2932
Canada Certification #: 1461.01
Colorado Certification #: TN00003
Connecticut Certification #: PH-0197
DOD Certification: #1461.01
EPA# TN00003
Florida Certification #: E87487
Georgia DW Certification #: 923
Georgia Certification: NELAP
Idaho Certification #: TN00003
Illinois Certification #: 200008
Indiana Certification #: C-TN-01
Iowa Certification #: 364
Kansas Certification #: E-10277
Kentucky UST Certification #: 16
Kentucky Certification #: 90010
Louisiana Certification #: AI30792
Louisiana DW Certification #: LA180010
Maine Certification #: TN0002
Maryland Certification #: 324
Massachusetts Certification #: M-TN003
Michigan Certification #: 9958
Minnesota Certification #: 047-999-395
Mississippi Certification #: TN00003
Missouri Certification #: 340
Montana Certification #: CERT0086
Nebraska Certification #: NE-OS-15-05
Nevada Certification #: TN-03-2002-34
New Hampshire Certification #: 2975
New Jersey Certification #: TN002
New Mexico DW Certification
New York Certification #: 11742
North Carolina Aquatic Toxicity Certification #: 41
North Carolina Drinking Water Certification #: 21704
North Carolina Environmental Certificate #: 375
North Dakota Certification #: R-140
Ohio VAP Certification #: CL0069
Oklahoma Certification #: 9915
Oregon Certification #: TN200002
Pennsylvania Certification #: 68-02979
Rhode Island Certification #: LAO00356
South Carolina Certification #: 84004
South Dakota Certification
Tennessee DW/Chem/Micro Certification #: 2006
Texas Certification #: T 104704245-17-14
Texas Mold Certification #: LAB0152
USDA Soil Permit #: P330-15-00234
Utah Certification #: TN00003
Virginia Certification #: VT2006
Vermont Dept. of Health: ID# VT-2006
Virginia Certification #: 460132
Washington Certification #: C847
West Virginia Certification #: 233
Wisconsin Certification #: 9980939910
Wyoming UST Certification #: via A2LA 2926.01
A2LA-ISO 17025 Certification #: 1461.01
A2LA-ISO 17025 Certification #: 1461.02
AIHA-LAP/LLC EMLAP Certification #:100789

Pace Analytical Services Charlotte

9800 Kincey Ave. Ste 100, Huntersville, NC 28078
Louisiana/NELAP Certification # LA170028
North Carolina Drinking Water Certification #: 37706
North Carolina Field Services Certification #: 5342
North Carolina Wastewater Certification #: 12
South Carolina Certification #: 99006001
Florida/NELAP Certification #: E87627
Kentucky UST Certification #: 84
Virginia/VELAP Certification #: 460221

Pace Analytical Services Asheville

2225 Riverside Drive, Asheville, NC 28804
Florida/NELAP Certification #: E87648
Massachusetts Certification #: M-NC030
North Carolina Drinking Water Certification #: 37712
North Carolina Wastewater Certification #: 40
South Carolina Certification #: 99030001
Virginia/VELAP Certification #: 460222

REPORT OF LABORATORY ANALYSIS

This report shall not be reproduced, except in full,
without the written consent of Pace Analytical Services, LLC.

Pace Analytical Services, LLC
9800 Kincey Ave. Suite 100
Huntersville, NC 28078
(704)875-9092

SAMPLE ANALYTE COUNT

Project: 2020-LI-2448
Pace Project No.: 92494137

Lab ID	Sample ID	Method	Analysts	Analytes Reported	Laboratory
92494137001	**13831_SIMS_RD**	MADEP VPH	DWR	6	PAN
		EPA 6010D	DS	1	PASI-A
		SM 6200B	SAS	63	PASI-C

PAN = Pace National - Mt. Juliet
PASI-A = Pace Analytical Services - Asheville
PASI-C = Pace Analytical Services - Charlotte

This report shall not be reproduced, except in full,
without the written consent of Pace Analytical Services, LLC.

Pace Analytical Services, LLC
9800 Kincey Ave. Suite 100
Huntersville, NC 28078
(704)875-9092

ANALYTICAL RESULTS

Project: 2020-LI-2448
Pace Project No.: 92494137

Sample: 13831_SIMS_RD **Lab ID: 92494137001** Collected: 09/03/20 17:25 Received: 09/04/20 13:44 Matrix: Water

Parameters	Results	Units	Report Limit	DF	Prepared	Analyzed	CAS No.	Qual
MADEPV	Analytical Method: MADEP VPH Preparation Method: MADEPV Pace National - Mt. Juliet							
Aliphatic (C05-C08)	ND	ug/L	100	1	09/06/20 10:34	09/06/20 10:34		
Aliphatic (C09-C12)	ND	ug/L	100	1	09/06/20 10:34	09/06/20 10:34		
Aromatic (C09-C10),Unadjusted	ND	ug/L	100	1	09/06/20 10:34	09/06/20 10:34	TPHC9C10A	
Total VPH	ND	ug/L	100	1	09/06/20 10:34	09/06/20 10:34	VPH	
Surrogates								
2,5-Dibromotoluene (FID)	94.9	%	70.0-130	1	09/06/20 10:34	09/06/20 10:34	615-59-8FID	
2,5-Dibromotoluene (PID)	88.2	%	70.0-130	1	09/06/20 10:34	09/06/20 10:34	615-59-8PID	
6010 MET ICP	Analytical Method: EPA 6010D Preparation Method: EPA 3010A Pace Analytical Services - Asheville							
Lead	ND	ug/L	5.0	1	09/05/20 01:12	09/07/20 19:04	7439-92-1	
6200B MSV	Analytical Method: SM 6200B Pace Analytical Services - Charlotte							
Benzene	ND	ug/L	0.50	1		09/05/20 04:34	71-43-2	
Bromobenzene	ND	ug/L	0.50	1		09/05/20 04:34	108-86-1	
Bromochloromethane	ND	ug/L	0.50	1		09/05/20 04:34	74-97-5	
Bromodichloromethane	ND	ug/L	0.50	1		09/05/20 04:34	75-27-4	
Bromoform	ND	ug/L	0.50	1		09/05/20 04:34	75-25-2	
Bromomethane	ND	ug/L	5.0	1		09/05/20 04:34	74-83-9	
n-Butylbenzene	ND	ug/L	0.50	1		09/05/20 04:34	104-51-8	
sec-Butylbenzene	ND	ug/L	0.50	1		09/05/20 04:34	135-98-8	
tert-Butylbenzene	ND	ug/L	0.50	1		09/05/20 04:34	98-06-6	
Carbon tetrachloride	ND	ug/L	0.50	1		09/05/20 04:34	56-23-5	
Chlorobenzene	ND	ug/L	0.50	1		09/05/20 04:34	108-90-7	
Chloroethane	ND	ug/L	1.0	1		09/05/20 04:34	75-00-3	
Chloroform	ND	ug/L	0.50	1		09/05/20 04:34	67-66-3	
Chloromethane	ND	ug/L	1.0	1		09/05/20 04:34	74-87-3	
2-Chlorotoluene	ND	ug/L	0.50	1		09/05/20 04:34	95-49-8	
4-Chlorotoluene	ND	ug/L	0.50	1		09/05/20 04:34	106-43-4	
1,2-Dibromo-3-chloropropane	ND	ug/L	1.0	1		09/05/20 04:34	96-12-8	
Dibromochloromethane	ND	ug/L	0.50	1		09/05/20 04:34	124-48-1	
1,2-Dibromoethane (EDB)	ND	ug/L	0.50	1		09/05/20 04:34	106-93-4	
Dibromomethane	ND	ug/L	0.50	1		09/05/20 04:34	74-95-3	
1,2-Dichlorobenzene	ND	ug/L	0.50	1		09/05/20 04:34	95-50-1	
1,3-Dichlorobenzene	ND	ug/L	0.50	1		09/05/20 04:34	541-73-1	
1,4-Dichlorobenzene	ND	ug/L	0.50	1		09/05/20 04:34	106-46-7	
Dichlorodifluoromethane	ND	ug/L	0.50	1		09/05/20 04:34	75-71-8	
1,1-Dichloroethane	ND	ug/L	0.50	1		09/05/20 04:34	75-34-3	
1,2-Dichloroethane	ND	ug/L	0.50	1		09/05/20 04:34	107-06-2	
1,1-Dichloroethene	ND	ug/L	0.50	1		09/05/20 04:34	75-35-4	
cis-1,2-Dichloroethene	ND	ug/L	0.50	1		09/05/20 04:34	156-59-2	
trans-1,2-Dichloroethene	ND	ug/L	0.50	1		09/05/20 04:34	156-60-5	
1,2-Dichloropropane	ND	ug/L	0.50	1		09/05/20 04:34	78-87-5	
1,3-Dichloropropane	ND	ug/L	0.50	1		09/05/20 04:34	142-28-9	
2,2-Dichloropropane	ND	ug/L	0.50	1		09/05/20 04:34	594-20-7	

REPORT OF LABORATORY ANALYSIS

This report shall not be reproduced, except in full,
without the written consent of Pace Analytical Services, LLC.

Pace Analytical Services, LLC
9800 Kincey Ave. Suite 100
Huntersville, NC 28078
(704)875-9092

ANALYTICAL RESULTS

Project: 2020-LI-2448
Pace Project No.: 92494137

Sample: 13831_SIMS_RD **Lab ID: 92494137001** Collected: 09/03/20 17:25 Received: 09/04/20 13:44 Matrix: Water

Parameters	Results	Units	Report Limit	DF	Prepared	Analyzed	CAS No.	Qual
6200B MSV	Analytical Method: SM 6200B Pace Analytical Services - Charlotte							
1,1-Dichloropropene	ND	ug/L	0.50	1		09/05/20 04:34	563-58-6	
cis-1,3-Dichloropropene	ND	ug/L	0.50	1		09/05/20 04:34	10061-01-5	
trans-1,3-Dichloropropene	ND	ug/L	0.50	1		09/05/20 04:34	10061-02-6	
Diisopropyl ether	ND	ug/L	0.50	1		09/05/20 04:34	108-20-3	
Ethylbenzene	ND	ug/L	0.50	1		09/05/20 04:34	100-41-4	
Hexachloro-1,3-butadiene	ND	ug/L	2.0	1		09/05/20 04:34	87-68-3	
Isopropylbenzene (Cumene)	ND	ug/L	0.50	1		09/05/20 04:34	98-82-8	
Methylene Chloride	ND	ug/L	2.0	1		09/05/20 04:34	75-09-2	
Methyl-tert-butyl ether	ND	ug/L	0.50	1		09/05/20 04:34	1634-04-4	
Naphthalene	ND	ug/L	2.0	1		09/05/20 04:34	91-20-3	
n-Propylbenzene	ND	ug/L	0.50	1		09/05/20 04:34	103-65-1	
Styrene	ND	ug/L	0.50	1		09/05/20 04:34	100-42-5	
1,1,1,2-Tetrachloroethane	ND	ug/L	0.50	1		09/05/20 04:34	630-20-6	
1,1,2,2-Tetrachloroethane	ND	ug/L	0.50	1		09/05/20 04:34	79-34-5	
Tetrachloroethene	ND	ug/L	0.50	1		09/05/20 04:34	127-18-4	
Toluene	ND	ug/L	0.50	1		09/05/20 04:34	108-88-3	
1,2,3-Trichlorobenzene	ND	ug/L	2.0	1		09/05/20 04:34	87-61-6	
1,2,4-Trichlorobenzene	ND	ug/L	2.0	1		09/05/20 04:34	120-82-1	
1,1,1-Trichloroethane	ND	ug/L	0.50	1		09/05/20 04:34	71-55-6	
1,1,2-Trichloroethane	ND	ug/L	0.50	1		09/05/20 04:34	79-00-5	
Trichloroethene	ND	ug/L	0.50	1		09/05/20 04:34	79-01-6	
Trichlorofluoromethane	ND	ug/L	1.0	1		09/05/20 04:34	75-69-4	
1,2,3-Trichloropropane	ND	ug/L	0.50	1		09/05/20 04:34	96-18-4	
1,2,4-Trimethylbenzene	ND	ug/L	0.50	1		09/05/20 04:34	95-63-6	
1,3,5-Trimethylbenzene	ND	ug/L	0.50	1		09/05/20 04:34	108-67-8	
Vinyl chloride	ND	ug/L	1.0	1		09/05/20 04:34	75-01-4	
m&p-Xylene	ND	ug/L	1.0	1		09/05/20 04:34	179601-23-1	
o-Xylene	ND	ug/L	0.50	1		09/05/20 04:34	95-47-6	
Surrogates								
1,2-Dichloroethane-d4 (S)	104	%	70-130	1		09/05/20 04:34	17060-07-0	
4-Bromofluorobenzene (S)	103	%	70-130	1		09/05/20 04:34	460-00-4	
Toluene-d8 (S)	106	%	70-130	1		09/05/20 04:34	2037-26-5	

REPORT OF LABORATORY ANALYSIS

This report shall not be reproduced, except in full,
without the written consent of Pace Analytical Services, LLC.

Pace Analytical Services, LLC
9800 Kincey Ave. Suite 100
Huntersville, NC 28078
(704)875-9092

QUALITY CONTROL DATA

Project: 2020-LI-2448
Pace Project No.: 92494137

QC Batch: 1538814
QC Batch Method: MADEPV
Analysis Method: MADEP VPH
Analysis Description: MADEPV
Laboratory: Pace National - Mt. Juliet

Associated Lab Samples: 92494137001

METHOD BLANK: R3567742-3 Matrix: Water
Associated Lab Samples: 92494137001

Parameter	Units	Blank Result	Reporting Limit	Analyzed	Qualifiers
Aliphatic (C05-C08)	ug/L	ND	100	09/06/20 08:45	
Aliphatic (C09-C12)	ug/L	ND	100	09/06/20 08:45	
Aromatic (C09-C10),Unadjusted	ug/L	ND	100	09/06/20 08:45	
Total VPH	ug/L	ND	100	09/06/20 08:45	
2,5-Dibromotoluene (FID)	%	92.1	70.0-130	09/06/20 08:45	
2,5-Dibromotoluene (PID)	%	88.1	70.0-130	09/06/20 08:45	

LABORATORY CONTROL SAMPLE & LCSD: R3567742-1 R3567742-2

Parameter	Units	Spike Conc.	LCS Result	LCSD Result	LCS % Rec	LCSD % Rec	% Rec Limits	RPD	Max RPD	Qualifiers
Aliphatic (C05-C08)	ug/L	1200	1130	1110	94.2	92.5	70.0-130	1.79	25	
Aliphatic (C09-C12)	ug/L	1400	1380	1380	98.6	98.6	70.0-130	0.00	25	
Aromatic (C09-C10),Unadjusted	ug/L	200	177	180	88.5	90.0	70.0-130	1.68	25	
Total VPH	ug/L	2800	2690	2670	96.1	95.4	70.0-130	0.746	25	
2,5-Dibromotoluene (FID)	%				94.8	94.8	70.0-130			
2,5-Dibromotoluene (PID)	%				87.9	88.5	70.0-130			

Results presented on this page are in the units indicated by the "Units" column except where an alternate unit is presented to the right of the result.

REPORT OF LABORATORY ANALYSIS

This report shall not be reproduced, except in full,
without the written consent of Pace Analytical Services, LLC.

Pace Analytical Services, LLC
9800 Kincey Ave. Suite 100
Huntersville, NC 28078
(704)875-9092

QUALITY CONTROL DATA

Project: 2020-LI-2448
Pace Project No.: 92494137

QC Batch: 564765
QC Batch Method: EPA 3010A
Analysis Method: EPA 6010D
Analysis Description: 6010 MET
Laboratory: Pace Analytical Services - Asheville

Associated Lab Samples: 92494137001

METHOD BLANK: 2993776 Matrix: Water
Associated Lab Samples: 92494137001

Parameter	Units	Blank Result	Reporting Limit	Analyzed	Qualifiers
Lead	ug/L	ND	5.0	09/07/20 18:15	

LABORATORY CONTROL SAMPLE: 2993777

Parameter	Units	Spike Conc.	LCS Result	LCS % Rec	% Rec Limits	Qualifiers
Lead	ug/L	500	490	98	80-120	

MATRIX SPIKE & MATRIX SPIKE DUPLICATE: 2993778 2993779

Parameter	Units	92494126001 Result	MS Spike Conc.	MSD Spike Conc.	MS Result	MSD Result	MS % Rec	MSD % Rec	% Rec Limits	RPD	Qual
Lead	ug/L	ND	500	500	519	514	104	103	75-125	1	

Results presented on this page are in the units indicated by the "Units" column except where an alternate unit is presented to the right of the result.

REPORT OF LABORATORY ANALYSIS

This report shall not be reproduced, except in full,
without the written consent of Pace Analytical Services, LLC.

Pace Analytical Services, LLC
9800 Kincey Ave. Suite 100
Huntersville, NC 28078
(704)875-9092

QUALITY CONTROL DATA

Project: 2020-LI-2448
Pace Project No.: 92494137

QC Batch: 564452
QC Batch Method: SM 6200B
Analysis Method: SM 6200B
Analysis Description: 6200B MSV
Laboratory: Pace Analytical Services - Charlotte

Associated Lab Samples: 92494137001

METHOD BLANK: 2992221 Matrix: Water
Associated Lab Samples: 92494137001

Parameter	Units	Blank Result	Reporting Limit	Analyzed	Qualifiers
1,1,1,2-Tetrachloroethane	ug/L	ND	0.50	09/05/20 02:12	
1,1,1-Trichloroethane	ug/L	ND	0.50	09/05/20 02:12	
1,1,2,2-Tetrachloroethane	ug/L	ND	0.50	09/05/20 02:12	
1,1,2-Trichloroethane	ug/L	ND	0.50	09/05/20 02:12	
1,1-Dichloroethane	ug/L	ND	0.50	09/05/20 02:12	
1,1-Dichloroethene	ug/L	ND	0.50	09/05/20 02:12	
1,1-Dichloropropene	ug/L	ND	0.50	09/05/20 02:12	
1,2,3-Trichlorobenzene	ug/L	ND	2.0	09/05/20 02:12	
1,2,3-Trichloropropane	ug/L	ND	0.50	09/05/20 02:12	
1,2,4-Trichlorobenzene	ug/L	ND	2.0	09/05/20 02:12	
1,2,4-Trimethylbenzene	ug/L	ND	0.50	09/05/20 02:12	
1,2-Dibromo-3-chloropropane	ug/L	ND	1.0	09/05/20 02:12	
1,2-Dibromoethane (EDB)	ug/L	ND	0.50	09/05/20 02:12	
1,2-Dichlorobenzene	ug/L	ND	0.50	09/05/20 02:12	
1,2-Dichloroethane	ug/L	ND	0.50	09/05/20 02:12	
1,2-Dichloropropane	ug/L	ND	0.50	09/05/20 02:12	
1,3,5-Trimethylbenzene	ug/L	ND	0.50	09/05/20 02:12	
1,3-Dichlorobenzene	ug/L	ND	0.50	09/05/20 02:12	
1,3-Dichloropropane	ug/L	ND	0.50	09/05/20 02:12	
1,4-Dichlorobenzene	ug/L	ND	0.50	09/05/20 02:12	
2,2-Dichloropropane	ug/L	ND	0.50	09/05/20 02:12	
2-Chlorotoluene	ug/L	ND	0.50	09/05/20 02:12	
4-Chlorotoluene	ug/L	ND	0.50	09/05/20 02:12	
Benzene	ug/L	ND	0.50	09/05/20 02:12	
Bromobenzene	ug/L	ND	0.50	09/05/20 02:12	
Bromochloromethane	ug/L	ND	0.50	09/05/20 02:12	
Bromodichloromethane	ug/L	ND	0.50	09/05/20 02:12	
Bromoform	ug/L	ND	0.50	09/05/20 02:12	
Bromomethane	ug/L	ND	5.0	09/05/20 02:12	
Carbon tetrachloride	ug/L	ND	0.50	09/05/20 02:12	
Chlorobenzene	ug/L	ND	0.50	09/05/20 02:12	
Chloroethane	ug/L	ND	1.0	09/05/20 02:12	
Chloroform	ug/L	ND	0.50	09/05/20 02:12	
Chloromethane	ug/L	ND	1.0	09/05/20 02:12	
cis-1,2-Dichloroethene	ug/L	ND	0.50	09/05/20 02:12	
cis-1,3-Dichloropropene	ug/L	ND	0.50	09/05/20 02:12	
Dibromochloromethane	ug/L	ND	0.50	09/05/20 02:12	
Dibromomethane	ug/L	ND	0.50	09/05/20 02:12	
Dichlorodifluoromethane	ug/L	ND	0.50	09/05/20 02:12	
Diisopropyl ether	ug/L	ND	0.50	09/05/20 02:12	

Results presented on this page are in the units indicated by the "Units" column except where an alternate unit is presented to the right of the result.

REPORT OF LABORATORY ANALYSIS

This report shall not be reproduced, except in full,
without the written consent of Pace Analytical Services, LLC.

Pace Analytical Services, LLC
9800 Kincey Ave. Suite 100
Huntersville, NC 28078
(704)875-9092

QUALITY CONTROL DATA

Project: 2020-LI-2448
Pace Project No.: 92494137

METHOD BLANK: 2992221 Matrix: Water
Associated Lab Samples: 92494137001

Parameter	Units	Blank Result	Reporting Limit	Analyzed	Qualifiers
Ethylbenzene	ug/L	ND	0.50	09/05/20 02:12	
Hexachloro-1,3-butadiene	ug/L	ND	2.0	09/05/20 02:12	
Isopropylbenzene (Cumene)	ug/L	ND	0.50	09/05/20 02:12	
m&p-Xylene	ug/L	ND	1.0	09/05/20 02:12	
Methyl-tert-butyl ether	ug/L	ND	0.50	09/05/20 02:12	
Methylene Chloride	ug/L	ND	2.0	09/05/20 02:12	
n-Butylbenzene	ug/L	ND	0.50	09/05/20 02:12	
n-Propylbenzene	ug/L	ND	0.50	09/05/20 02:12	
Naphthalene	ug/L	ND	2.0	09/05/20 02:12	
o-Xylene	ug/L	ND	0.50	09/05/20 02:12	
sec-Butylbenzene	ug/L	ND	0.50	09/05/20 02:12	
Styrene	ug/L	ND	0.50	09/05/20 02:12	
tert-Butylbenzene	ug/L	ND	0.50	09/05/20 02:12	
Tetrachloroethene	ug/L	ND	0.50	09/05/20 02:12	
Toluene	ug/L	ND	0.50	09/05/20 02:12	
trans-1,2-Dichloroethene	ug/L	ND	0.50	09/05/20 02:12	
trans-1,3-Dichloropropene	ug/L	ND	0.50	09/05/20 02:12	
Trichloroethene	ug/L	ND	0.50	09/05/20 02:12	
Trichlorofluoromethane	ug/L	ND	1.0	09/05/20 02:12	
Vinyl chloride	ug/L	ND	1.0	09/05/20 02:12	
1,2-Dichloroethane-d4 (S)	%	101	70-130	09/05/20 02:12	
4-Bromofluorobenzene (S)	%	102	70-130	09/05/20 02:12	
Toluene-d8 (S)	%	103	70-130	09/05/20 02:12	

LABORATORY CONTROL SAMPLE: 2992222

Parameter	Units	Spike Conc.	LCS Result	LCS % Rec	% Rec Limits	Qualifiers
1,1,1,2-Tetrachloroethane	ug/L	50	54.8	110	60-140	
1,1,1-Trichloroethane	ug/L	50	56.6	113	60-140	
1,1,2,2-Tetrachloroethane	ug/L	50	50.9	102	60-140	
1,1,2-Trichloroethane	ug/L	50	54.0	108	60-140	
1,1-Dichloroethane	ug/L	50	50.7	101	60-140	
1,1-Dichloroethene	ug/L	50	51.2	102	60-140	
1,1-Dichloropropene	ug/L	50	52.5	105	60-140	
1,2,3-Trichlorobenzene	ug/L	50	53.2	106	60-140	
1,2,3-Trichloropropane	ug/L	50	52.1	104	60-140	
1,2,4-Trichlorobenzene	ug/L	50	53.7	107	60-140	
1,2,4-Trimethylbenzene	ug/L	50	50.1	100	60-140	
1,2-Dibromo-3-chloropropane	ug/L	50	47.3	95	60-140	
1,2-Dibromoethane (EDB)	ug/L	50	53.6	107	60-140	
1,2-Dichlorobenzene	ug/L	50	49.3	99	60-140	
1,2-Dichloroethane	ug/L	50	46.1	92	60-140	
1,2-Dichloropropane	ug/L	50	51.4	103	60-140	
1,3,5-Trimethylbenzene	ug/L	50	50.1	100	60-140	

Results presented on this page are in the units indicated by the "Units" column except where an alternate unit is presented to the right of the result.

REPORT OF LABORATORY ANALYSIS

This report shall not be reproduced, except in full,
without the written consent of Pace Analytical Services, LLC.

Pace Analytical Services, LLC
9800 Kincey Ave. Suite 100
Huntersville, NC 28078
(704)875-9092

QUALITY CONTROL DATA

Project: 2020-LI-2448
Pace Project No.: 92494137

LABORATORY CONTROL SAMPLE: 2992222

Parameter	Units	Spike Conc.	LCS Result	LCS % Rec	% Rec Limits	Qualifiers
1,3-Dichlorobenzene	ug/L	50	50.9	102	60-140	
1,3-Dichloropropane	ug/L	50	53.3	107	60-140	
1,4-Dichlorobenzene	ug/L	50	50.1	100	60-140	
2,2-Dichloropropane	ug/L	50	50.6	101	60-140	
2-Chlorotoluene	ug/L	50	50.4	101	60-140	
4-Chlorotoluene	ug/L	50	48.5	97	60-140	
Benzene	ug/L	50	48.9	98	60-140	
Bromobenzene	ug/L	50	51.2	102	60-140	
Bromochloromethane	ug/L	50	53.4	107	60-140	
Bromodichloromethane	ug/L	50	49.1	98	60-140	
Bromoform	ug/L	50	43.8	88	60-140	
Bromomethane	ug/L	50	59.6	119	60-140	
Carbon tetrachloride	ug/L	50	54.7	109	60-140	
Chlorobenzene	ug/L	50	48.2	96	60-140	
Chloroethane	ug/L	50	45.9	92	60-140	
Chloroform	ug/L	50	49.8	100	60-140	
Chloromethane	ug/L	50	42.0	84	60-140	
cis-1,2-Dichloroethene	ug/L	50	49.4	99	60-140	
cis-1,3-Dichloropropene	ug/L	50	57.5	115	60-140	
Dibromochloromethane	ug/L	50	47.0	94	60-140	
Dibromomethane	ug/L	50	52.3	105	60-140	
Dichlorodifluoromethane	ug/L	50	46.3	93	60-140	
Diisopropyl ether	ug/L	50	51.1	102	60-140	
Ethylbenzene	ug/L	50	48.3	97	60-140	
Hexachloro-1,3-butadiene	ug/L	50	49.1	98	60-140	
Isopropylbenzene (Cumene)	ug/L	50	49.0	98	60-140	
m&p-Xylene	ug/L	100	97.2	97	60-140	
Methyl-tert-butyl ether	ug/L	50	53.1	106	60-140	
Methylene Chloride	ug/L	50	51.4	103	60-140	
n-Butylbenzene	ug/L	50	50.5	101	60-140	
n-Propylbenzene	ug/L	50	48.8	98	60-140	
Naphthalene	ug/L	50	53.9	108	60-140	
o-Xylene	ug/L	50	48.7	97	60-140	
sec-Butylbenzene	ug/L	50	49.8	100	60-140	
Styrene	ug/L	50	50.7	101	60-140	
tert-Butylbenzene	ug/L	50	43.1	86	60-140	
Tetrachloroethene	ug/L	50	48.9	98	60-140	
Toluene	ug/L	50	47.1	94	60-140	
trans-1,2-Dichloroethene	ug/L	50	51.6	103	60-140	
trans-1,3-Dichloropropene	ug/L	50	55.9	112	60-140	
Trichloroethene	ug/L	50	54.3	109	60-140	
Trichlorofluoromethane	ug/L	50	45.0	90	60-140	
Vinyl chloride	ug/L	50	45.9	92	60-140	
1,2-Dichloroethane-d4 (S)	%			101	70-130	
4-Bromofluorobenzene (S)	%			100	70-130	
Toluene-d8 (S)	%			99	70-130	

Results presented on this page are in the units indicated by the "Units" column except where an alternate unit is presented to the right of the result.

REPORT OF LABORATORY ANALYSIS

This report shall not be reproduced, except in full,
without the written consent of Pace Analytical Services, LLC.

Pace Analytical Services, LLC
9800 Kincey Ave. Suite 100
Huntersville, NC 28078
(704)875-9092

QUALITY CONTROL DATA

Project: 2020-LI-2448
Pace Project No.: 92494137

MATRIX SPIKE & MATRIX SPIKE DUPLICATE: 2992223 2992224

Parameter	Units	92493560011 Result	MS Spike Conc.	MSD Spike Conc.	MS Result	MSD Result	MS % Rec	MSD % Rec	% Rec Limits	RPD	Qual
1,1,1,2-Tetrachloroethane	ug/L	ND	20	20	22.1	21.4	110	107	60-140	3	
1,1,1-Trichloroethane	ug/L	ND	20	20	26.5	25.5	133	128	60-140	4	
1,1,2,2-Tetrachloroethane	ug/L	ND	20	20	22.1	21.3	111	106	60-140	4	
1,1,2-Trichloroethane	ug/L	ND	20	20	22.9	22.7	114	113	60-140	1	
1,1-Dichloroethane	ug/L	ND	20	20	25.5	24.0	128	120	60-140	6	
1,1-Dichloroethene	ug/L	ND	20	20	26.8	25.1	134	126	60-140	7	
1,1-Dichloropropene	ug/L	ND	20	20	25.8	24.9	129	124	60-140	4	
1,2,3-Trichlorobenzene	ug/L	ND	20	20	23.8	23.2	119	116	60-140	3	
1,2,3-Trichloropropane	ug/L	ND	20	20	23.4	22.4	117	112	60-140	4	
1,2,4-Trichlorobenzene	ug/L	ND	20	20	24.7	23.4	123	117	60-140	5	
1,2,4-Trimethylbenzene	ug/L	ND	20	20	23.1	21.9	115	109	60-140	5	
1,2-Dibromo-3-chloropropane	ug/L	ND	20	20	18.7	17.9	94	90	60-140	4	
1,2-Dibromoethane (EDB)	ug/L	ND	20	20	24.2	22.2	121	111	60-140	9	
1,2-Dichlorobenzene	ug/L	ND	20	20	22.8	21.3	114	107	60-140	7	
1,2-Dichloroethane	ug/L	ND	20	20	22.5	21.4	113	107	60-140	5	
1,2-Dichloropropane	ug/L	ND	20	20	24.6	23.4	123	117	60-140	5	
1,3,5-Trimethylbenzene	ug/L	ND	20	20	23.4	21.9	117	110	60-140	6	
1,3-Dichlorobenzene	ug/L	ND	20	20	23.9	22.4	119	112	60-140	6	
1,3-Dichloropropane	ug/L	ND	20	20	23.8	22.9	119	114	60-140	4	
1,4-Dichlorobenzene	ug/L	ND	20	20	22.6	22.1	113	110	60-140	2	
2,2-Dichloropropane	ug/L	ND	20	20	23.9	22.3	120	112	60-140	7	
2-Chlorotoluene	ug/L	ND	20	20	23.8	22.0	119	110	60-140	8	
4-Chlorotoluene	ug/L	ND	20	20	22.5	21.7	112	108	60-140	4	
Benzene	ug/L	ND	20	20	23.3	22.7	117	113	60-140	3	
Bromobenzene	ug/L	ND	20	20	23.1	21.4	115	107	60-140	8	
Bromochloromethane	ug/L	ND	20	20	25.2	24.0	126	120	60-140	5	
Bromodichloromethane	ug/L	ND	20	20	21.4	21.3	107	107	60-140	0	
Bromoform	ug/L	ND	20	20	18.8	18.4	94	92	60-140	2	
Bromomethane	ug/L	ND	20	20	29.9	29.4	149	147	60-140	1	M1
Carbon tetrachloride	ug/L	ND	20	20	24.3	23.3	122	116	60-140	4	
Chlorobenzene	ug/L	ND	20	20	22.3	21.5	111	107	60-140	4	
Chloroethane	ug/L	ND	20	20	25.6	24.4	128	122	60-140	5	
Chloroform	ug/L	ND	20	20	24.3	22.7	122	114	60-140	7	
Chloromethane	ug/L	ND	20	20	24.2	23.1	121	115	60-140	5	
cis-1,2-Dichloroethene	ug/L	ND	20	20	25.1	23.2	126	116	60-140	8	
cis-1,3-Dichloropropene	ug/L	ND	20	20	25.0	23.7	125	119	60-140	5	
Dibromochloromethane	ug/L	ND	20	20	20.9	20.2	104	101	60-140	3	
Dibromomethane	ug/L	ND	20	20	24.1	21.9	120	109	60-140	10	
Dichlorodifluoromethane	ug/L	ND	20	20	19.9	18.8	100	94	60-140	6	
Diisopropyl ether	ug/L	ND	20	20	23.2	22.3	116	112	60-140	4	
Ethylbenzene	ug/L	ND	20	20	23.0	21.6	115	108	60-140	6	
Hexachloro-1,3-butadiene	ug/L	ND	20	20	29.0	24.1	145	120	60-140	19	M1
Isopropylbenzene (Cumene)	ug/L	ND	20	20	23.0	22.4	115	112	60-140	2	
m&p-Xylene	ug/L	ND	40	40	45.7	44.7	114	112	60-140	2	
Methyl-tert-butyl ether	ug/L	ND	20	20	23.4	21.9	117	109	60-140	7	
Methylene Chloride	ug/L	ND	20	20	26.0	24.3	130	121	60-140	7	

Results presented on this page are in the units indicated by the "Units" column except where an alternate unit is presented to the right of the result.

REPORT OF LABORATORY ANALYSIS

This report shall not be reproduced, except in full,
without the written consent of Pace Analytical Services, LLC.

Pace Analytical Services, LLC
9800 Kincey Ave. Suite 100
Huntersville, NC 28078
(704)875-9092

QUALITY CONTROL DATA

Project: 2020-LI-2448
Pace Project No.: 92494137

MATRIX SPIKE & MATRIX SPIKE DUPLICATE: 2992223 2992224

Parameter	Units	92493560011 Result	MS Spike Conc.	MSD Spike Conc.	MS Result	MSD Result	MS % Rec	MSD % Rec	% Rec Limits	RPD	Qual
n-Butylbenzene	ug/L	ND	20	20	25.8	23.8	129	119	60-140	8	
n-Propylbenzene	ug/L	ND	20	20	23.0	22.3	115	112	60-140	3	
Naphthalene	ug/L	ND	20	20	22.6	21.5	113	108	60-140	5	
o-Xylene	ug/L	ND	20	20	23.1	21.8	116	109	60-140	6	
sec-Butylbenzene	ug/L	ND	20	20	24.4	23.2	122	116	60-140	5	
Styrene	ug/L	ND	20	20	23.6	22.4	118	112	60-140	5	
tert-Butylbenzene	ug/L	ND	20	20	20.9	19.6	104	98	60-140	6	
Tetrachloroethene	ug/L	ND	20	20	23.2	21.4	116	107	60-140	8	
Toluene	ug/L	ND	20	20	22.4	21.2	112	106	60-140	6	
trans-1,2-Dichloroethene	ug/L	ND	20	20	26.2	25.1	131	125	60-140	5	
trans-1,3-Dichloropropene	ug/L	ND	20	20	23.0	21.4	115	107	60-140	7	
Trichloroethene	ug/L	ND	20	20	26.1	25.3	131	126	60-140	3	
Trichlorofluoromethane	ug/L	ND	20	20	23.9	22.2	119	111	60-140	7	
Vinyl chloride	ug/L	ND	20	20	22.7	21.1	113	105	60-140	7	
1,2-Dichloroethane-d4 (S)	%						102	103	70-130		
4-Bromofluorobenzene (S)	%						103	103	70-130		
Toluene-d8 (S)	%						100	99	70-130		

Results presented on this page are in the units indicated by the "Units" column except where an alternate unit is presented to the right of the result.

REPORT OF LABORATORY ANALYSIS

This report shall not be reproduced, except in full,
without the written consent of Pace Analytical Services, LLC.

Pace Analytical Services, LLC
9800 Kincey Ave. Suite 100
Huntersville, NC 28078
(704)875-9092

QUALIFIERS

Project: 2020-LI-2448
Pace Project No.: 92494137

DEFINITIONS

DF - Dilution Factor, if reported, represents the factor applied to the reported data due to dilution of the sample aliquot.

ND - Not Detected at or above adjusted reporting limit.

TNTC - Too Numerous To Count

J - Estimated concentration above the adjusted method detection limit and below the adjusted reporting limit.

MDL - Adjusted Method Detection Limit.

PQL - Practical Quantitation Limit.

RL - Reporting Limit - The lowest concentration value that meets project requirements for quantitative data with known precision and bias for a specific analyte in a specific matrix.

S - Surrogate

1,2-Diphenylhydrazine decomposes to and cannot be separated from Azobenzene using Method 8270. The result for each analyte is a combined concentration.

Consistent with EPA guidelines, unrounded data are displayed and have been used to calculate % recovery and RPD values.

LCS(D) - Laboratory Control Sample (Duplicate)

MS(D) - Matrix Spike (Duplicate)

DUP - Sample Duplicate

RPD - Relative Percent Difference

NC - Not Calculable.

SG - Silica Gel - Clean-Up

U - Indicates the compound was analyzed for, but not detected.

Acid preservation may not be appropriate for 2 Chloroethylvinyl ether.

A separate vial preserved to a pH of 4-5 is recommended in SW846 Chapter 4 for the analysis of Acrolein and Acrylonitrile by EPA Method 8260.

N-Nitrosodiphenylamine decomposes and cannot be separated from Diphenylamine using Method 8270. The result reported for each analyte is a combined concentration.

Pace Analytical is TNI accredited. Contact your Pace PM for the current list of accredited analytes.

TNI - The NELAC Institute.

ANALYTE QUALIFIERS

M1 Matrix spike recovery exceeded QC limits. Batch accepted based on laboratory control sample (LCS) recovery.

This report shall not be reproduced, except in full,
without the written consent of Pace Analytical Services, LLC.

Pace Analytical Services, LLC
9800 Kincey Ave. Suite 100
Huntersville, NC 28078
(704)875-9092

QUALITY CONTROL DATA CROSS REFERENCE TABLE

Project: 2020-LI-2448
Pace Project No.: 92494137

Lab ID	Sample ID	QC Batch Method	QC Batch	Analytical Method	Analytical Batch
92494137001	**13831_SIMS_RD**	MADEPV	1538814	MADEP VPH	1538814
92494137001	**13831_SIMS_RD**	EPA 3010A	564765	EPA 6010D	564778
92494137001	**13831_SIMS_RD**	SM 6200B	564452		

This report shall not be reproduced, except in full,
without the written consent of Pace Analytical Services, LLC.

WO# : 92494137

92494137

CHAIN-OF-CUSTODY Analytical Request Document

Pace Analytical

Chain-of-Custody is a LEGAL DOCUMENT - Complete all relevent fields

LAB USE ON ... ber or

Company: Apex Companies	Billing Information:
Address:	
Report To: Andrew Street	Email To: Andrew Street / Emily Little
Copy To:	Site Collection Info/Address: 13831 SIMS RD
Customer Project Name/Number: 2020-LI-2448	State: NC County/City: Huntersville Time Zone Collected: [ ] PT [ ] MT [ ] CT [X] ET
Phone: Email:	Site/Facility ID #: Compliance Monitoring? [ ] Yes [ ] No
Collected By (print): Caroline Negron	Purchase Order #: Quote #: DW PWS ID #: DW Location Code:
Collected By (signature): Caroline Negron	Turnaround Date Required: ASAP Immediately Packed on Ice: [X] Yes [ ] No
Sample Disposal: [ ] Dispose as appropriate [ ] Return [ ] Archive: [ ] Hold:	Rush: [X] Same Day [ ] Next Day [ ] 2 Day [ ] 3 Day [ ] 4 Day [ ] 5 Day (Expedite Charges Apply) Field Filtered (if applicable): [ ] Yes [ ] No Analysis:

Container Preservative Type | Lab Project Manager:

** Preservative Types: (1) nitric acid, (2) sulfuric acid, (3) hydrochloric acid, (4) sodium hydroxide, (5) zinc acetate, (6) methanol, (7) sodium bisulfate, (8) sodium thiosulfate, (9) hexane, (A) ascorbic acid, (B) ammonium sulfate, (C) ammonium hydroxide, (D) TSP, (U) Unpreserved, (O) Other _____

* Matrix Codes (Insert in Matrix box below): Drinking Water (DW), Ground Water (GW), Wastewater (WW), Product (P), Soil/Solid (SL), Oil (OL), Wipe (WP), Air (AR), Tissue (TS), Bioassay (B), Vapor (V), Other (OT)

Customer Sample ID	Matrix *	Comp / Grab	Collected (or Composite Start) Date	Collected (or Composite Start) Time	Composite End Date	Composite End Time	Res Cl	# of Ctns	SM6200B VOCs	Lead	MADEP VPH	Lab Sample # / Comments
~~13831 SIMS~~												
13831-SIMS-RD 20200903	DW	G	09/03/20	1725				8	X	X	X	001

Lab Profile/Line:

Lab Sample Receipt Checklist:

Custody Seals Present/Intact	Y	(N)	NA
Custody Signatures Present	(Y)	N	NA
Collector Signature Present	(Y)	N	NA
Bottles Intact	(Y)	N	NA
Correct Bottles	(Y)	N	NA
Sufficient Volume	(Y)	N	NA
Samples Received on Ice	(Y)	N	NA
VOA - Headspace Acceptable	(Y)	N	NA
USDA Regulated Soils	Y	N	(NA)
Samples in Holding Time	(Y)	N	NA
Residual Chlorine Present	Y	N	(NA)
Cl Strips:			
Sample pH Acceptable	(Y)	N	NA
pH Strips:			
Sulfide Present	Y	N	(NA)
Lead Acetate Strips:			

LAB USE ONLY:

Customer Remarks / Special Conditions / Possible Hazards:

Type of Ice Used: (Wet) Blue Dry None

Packing Material Used: D. bags

Radchem sample(s) screened (<500 cpm): Y N (NA)

SHORT HOLDS PRESENT (<72 hours): Y (N) N/A

Lab Tracking #: 2539215

Samples received via: FEDEX UPS Client Courier (Pace Courier)

Lab Sample Temperature Info:

Temp Blank Received: Y (N) NA

Therm ID#: IR2TOC1

Cooler 1 Temp Upon Receipt: 1.6 oC

Cooler 1 Therm Corr. Factor: .4 1.0 oC

Cooler 1 Corrected Temp: 1.0 oC

Comments:

Relinquished by/Company: (Signature)	Date/Time:	Received by/Company: (Signature)	Date/Time:
Caroline Negron / Apex Cos	09/03/20; 1830		9-4-20 1108
	9/4/20 0813AM	AMP PACE	9-4-20 13:44

MTJL LAB USE ONLY

Table #:

Acctnum:

Template:

Prelogin:

PM:

PB:

Trip Blank Received: Y N NA

HCL MeOH TSP Other

Non Conformance(s): YES / NO

Page: _____ of: _____

***Check mark top half of box if pH and/or dechlorination is verified and within the acceptance range for preservation samples.**

Exceptions: VOA, Coliform, TOC, Oil and Grease, DRO/8015 (water) DOC, LLHg

****Bottom half of box is to list number of bottle**

Project # **WO# : 92494137**

PM: AMB Due Date: 09/05/20

CLIENT: 92-APEX MOOR

Item#	BP4U-125 mL Plastic Unpreserved (N/A) (Cl-)	BP3U-250 mL Plastic Unpreserved (N/A)	BP2U-500 mL Plastic Unpreserved (N/A)	BP1U-1 liter Plastic Unpreserved (N/A)	BP4S-125 mL Plastic H2SO4 (pH < 2) (Cl-)	BP3N-250 mL plastic HNO3 (pH < 2)	BP4Z-125 mL Plastic ZN Acetate & NaOH (>9)	BP4C-125 mL Plastic NaOH (pH > 12) (Cl-)	WGFU-Wide-mouthed Glass jar Unpreserved	AG1U-1 liter Amber Unpreserved (N/A) (Cl-)	AG1H-1 liter Amber HCl (pH < 2)	AG3U-250 mL Amber Unpreserved (N/A) (Cl-	AG1S-1 liter Amber H2SO4 (pH < 2)	AG3S-250 mL Amber H2SO4 (pH < 2)	AG3A(DG3A)-250 mL Amber NH4Cl (N/A)(Cl-)	DG9H-40 mL VOA HCl (N/A)	VG9T-40 mL VOA Na2S2O3 (N/A)	VG9U-40 mL VOA Unp (N/A)	DG9P-40 mL VOA H3PO4 (N/A)	VOAK (6 vials per kit)-5035 kit (N/A)	V/GK (3 vials per kit)-VPH/Gas kit (N/A)	SP5T-125 mL Sterile Plastic (N/A – lab)	SP2T-250 mL Sterile Plastic (N/A – lab)		BP3A-250 mL Plastic (NH2)2SO4 (9.3-9.7)	AG0U-100 mL Amber Unpreserved vials (N/A)	VSGU-20 mL Scintillation vials (N/A)	DG9U-40 mL Amber Unpreserved vials (N/A)
1						1 ✓										7													
2																													
3																													
4																													
5																													
6																													
7																													
8																													
9																													
10																													
11																													
12																													

pH Adjustment Log for Preserved Samples

Sample ID	Type of Preservative	pH upon receipt	Date preservation adjusted	Time preservation adjusted	Amount of Preservative added	Lot #

Note: Whenever there is a discrepancy affecting North Carolina compliance samples, a copy of this form will be sent to the North Carolina DEHNR Certification Office (i.e. Out of hold, incorrect preservative, out of temp, incorrect containers.

Pace Analytical Services, LLC
9800 Kincey Ave. Suite 100
Huntersville, NC 28078
(704)875-9092

September 08, 2020

Andrew Street
Apex Companies - NC
5900 Northwoods Business Pkwy
Suite 5900-0
Charlotte, NC 28269

RE: Project: 2020-LI-2448
Pace Project No.: 92494138

Dear Andrew Street:

Enclosed are the analytical results for sample(s) received by the laboratory on September 04, 2020. The results relate only to the samples included in this report. Results reported herein conform to the applicable TNI/NELAC Standards and the laboratory's Quality Manual, where applicable, unless otherwise noted in the body of the report.

The test results provided in this final report were generated by each of the following laboratories within the Pace Network:

- Pace National - Mt. Juliet
- Pace Analytical Services - Asheville
- Pace Analytical Services - Charlotte

If you have any questions concerning this report, please feel free to contact me.

Sincerely,

Angela M. Baioni

Angela Baioni
angela.baioni@pacelabs.com
(704)875-9092
Project Manager

Enclosures

cc: J Culbreath, Colonial Pipeline Company
Robert Hughes, Colonial Pipeline
Margaret King, APEX Companies, LLC
Emily Little, Apex Companies
Jeff Morrison, Colonial Pipeline Company
Tom Naumann, APEX Companies - NC
Joe Nicolette, Montrose-EPS
Christopher Schultz, Apex Companies
J Tate, Colonial Pipeline Company
Alex Testoff, Montrose-EPS
Michael Verdon, Colonial Pipeline Company
JM Wyatt, Colonial Pipeline Company

REPORT OF LABORATORY ANALYSIS

This report shall not be reproduced, except in full,
without the written consent of Pace Analytical Services, LLC.

Pace Analytical Services, LLC
9800 Kincey Ave. Suite 100
Huntersville, NC 28078
(704)875-9092

CERTIFICATIONS

Project: 2020-LI-2448
Pace Project No.: 92494138

Pace Analytical Services National
12065 Lebanon Road, Mt. Juliet, TN 37122
Alabama Certification #: 40660
Alaska Certification 17-026
Arizona Certification #: AZ0612
Arkansas Certification #: 88-0469
California Certification #: 2932
Canada Certification #: 1461.01
Colorado Certification #: TN00003
Connecticut Certification #: PH-0197
DOD Certification: #1461.01
EPA# TN00003
Florida Certification #: E87487
Georgia DW Certification #: 923
Georgia Certification: NELAP
Idaho Certification #: TN00003
Illinois Certification #: 200008
Indiana Certification #: C-TN-01
Iowa Certification #: 364
Kansas Certification #: E-10277
Kentucky UST Certification #: 16
Kentucky Certification #: 90010
Louisiana Certification #: AI30792
Louisiana DW Certification #: LA180010
Maine Certification #: TN0002
Maryland Certification #: 324
Massachusetts Certification #: M-TN003
Michigan Certification #: 9958
Minnesota Certification #: 047-999-395
Mississippi Certification #: TN00003
Missouri Certification #: 340
Montana Certification #: CERT0086
Nebraska Certification #: NE-OS-15-05
Nevada Certification #: TN-03-2002-34
New Hampshire Certification #: 2975
New Jersey Certification #: TN002
New Mexico DW Certification
New York Certification #: 11742
North Carolina Aquatic Toxicity Certification #: 41
North Carolina Drinking Water Certification #: 21704
North Carolina Environmental Certificate #: 375
North Dakota Certification #: R-140
Ohio VAP Certification #: CL0069
Oklahoma Certification #: 9915
Oregon Certification #: TN200002
Pennsylvania Certification #: 68-02979
Rhode Island Certification #: LAO00356
South Carolina Certification #: 84004
South Dakota Certification
Tennessee DW/Chem/Micro Certification #: 2006
Texas Certification #: T 104704245-17-14
Texas Mold Certification #: LAB0152
USDA Soil Permit #: P330-15-00234
Utah Certification #: TN00003
Virginia Certification #: VT2006
Vermont Dept. of Health: ID# VT-2006
Virginia Certification #: 460132
Washington Certification #: C847
West Virginia Certification #: 233
Wisconsin Certification #: 9980939910
Wyoming UST Certification #: via A2LA 2926.01
A2LA-ISO 17025 Certification #: 1461.01
A2LA-ISO 17025 Certification #: 1461.02
AIHA-LAP/LLC EMLAP Certification #:100789

Pace Analytical Services Charlotte
9800 Kincey Ave. Ste 100, Huntersville, NC 28078
Louisiana/NELAP Certification # LA170028
North Carolina Drinking Water Certification #: 37706
North Carolina Field Services Certification #: 5342
North Carolina Wastewater Certification #: 12
South Carolina Certification #: 99006001
Florida/NELAP Certification #: E87627
Kentucky UST Certification #: 84
Virginia/VELAP Certification #: 460221

Pace Analytical Services Asheville
2225 Riverside Drive, Asheville, NC 28804
Florida/NELAP Certification #: E87648
Massachusetts Certification #: M-NC030
North Carolina Drinking Water Certification #: 37712
North Carolina Wastewater Certification #: 40
South Carolina Certification #: 99030001
Virginia/VELAP Certification #: 460222

REPORT OF LABORATORY ANALYSIS

This report shall not be reproduced, except in full,
without the written consent of Pace Analytical Services, LLC.

Pace Analytical Services, LLC
9800 Kincey Ave. Suite 100
Huntersville, NC 28078
(704)875-9092

SAMPLE ANALYTE COUNT

Project: 2020-LI-2448
Pace Project No.: 92494138

Lab ID	Sample ID	Method	Analysts	Analytes Reported	Laboratory
92494138001	**13901_SIMS_RD**	MADEP VPH	DWR	6	PAN
		EPA 6010D	DS	1	PASI-A
		SM 6200B	SAS	63	PASI-C

PAN = Pace National - Mt. Juliet
PASI-A = Pace Analytical Services - Asheville
PASI-C = Pace Analytical Services - Charlotte

This report shall not be reproduced, except in full,
without the written consent of Pace Analytical Services, LLC.

Pace Analytical Services, LLC
9800 Kincey Ave. Suite 100
Huntersville, NC 28078
(704)875-9092

ANALYTICAL RESULTS

Project: 2020-LI-2448
Pace Project No.: 92494138

Sample: 13901_SIMS_RD **Lab ID: 92494138001** Collected: 09/03/20 16:15 Received: 09/04/20 13:44 Matrix: Water

Parameters	Results	Units	Report Limit	DF	Prepared	Analyzed	CAS No.	Qual
MADEPV	Analytical Method: MADEP VPH Preparation Method: MADEPV Pace National - Mt. Juliet							
Aliphatic (C05-C08)	ND	ug/L	100	1	09/06/20 11:41	09/06/20 11:41		
Aliphatic (C09-C12)	ND	ug/L	100	1	09/06/20 11:41	09/06/20 11:41		
Aromatic (C09-C10),Unadjusted	ND	ug/L	100	1	09/06/20 11:41	09/06/20 11:41	TPHC9C10A	
Total VPH	ND	ug/L	100	1	09/06/20 11:41	09/06/20 11:41	VPH	
Surrogates								
2,5-Dibromotoluene (FID)	94.6	%	70.0-130	1	09/06/20 11:41	09/06/20 11:41	615-59-8FID	
2,5-Dibromotoluene (PID)	88.7	%	70.0-130	1	09/06/20 11:41	09/06/20 11:41	615-59-8PID	
6010 MET ICP	Analytical Method: EPA 6010D Preparation Method: EPA 3010A Pace Analytical Services - Asheville							
Lead	ND	ug/L	5.0	1	09/05/20 01:12	09/07/20 19:08	7439-92-1	
6200B MSV	Analytical Method: SM 6200B Pace Analytical Services - Charlotte							
Benzene	ND	ug/L	0.50	1		09/05/20 04:51	71-43-2	
Bromobenzene	ND	ug/L	0.50	1		09/05/20 04:51	108-86-1	
Bromochloromethane	ND	ug/L	0.50	1		09/05/20 04:51	74-97-5	
Bromodichloromethane	ND	ug/L	0.50	1		09/05/20 04:51	75-27-4	
Bromoform	ND	ug/L	0.50	1		09/05/20 04:51	75-25-2	
Bromomethane	ND	ug/L	5.0	1		09/05/20 04:51	74-83-9	
n-Butylbenzene	ND	ug/L	0.50	1		09/05/20 04:51	104-51-8	
sec-Butylbenzene	ND	ug/L	0.50	1		09/05/20 04:51	135-98-8	
tert-Butylbenzene	ND	ug/L	0.50	1		09/05/20 04:51	98-06-6	
Carbon tetrachloride	ND	ug/L	0.50	1		09/05/20 04:51	56-23-5	
Chlorobenzene	ND	ug/L	0.50	1		09/05/20 04:51	108-90-7	
Chloroethane	ND	ug/L	1.0	1		09/05/20 04:51	75-00-3	
Chloroform	ND	ug/L	0.50	1		09/05/20 04:51	67-66-3	
Chloromethane	ND	ug/L	1.0	1		09/05/20 04:51	74-87-3	
2-Chlorotoluene	ND	ug/L	0.50	1		09/05/20 04:51	95-49-8	
4-Chlorotoluene	ND	ug/L	0.50	1		09/05/20 04:51	106-43-4	
1,2-Dibromo-3-chloropropane	ND	ug/L	1.0	1		09/05/20 04:51	96-12-8	
Dibromochloromethane	ND	ug/L	0.50	1		09/05/20 04:51	124-48-1	
1,2-Dibromoethane (EDB)	ND	ug/L	0.50	1		09/05/20 04:51	106-93-4	
Dibromomethane	ND	ug/L	0.50	1		09/05/20 04:51	74-95-3	
1,2-Dichlorobenzene	ND	ug/L	0.50	1		09/05/20 04:51	95-50-1	
1,3-Dichlorobenzene	ND	ug/L	0.50	1		09/05/20 04:51	541-73-1	
1,4-Dichlorobenzene	ND	ug/L	0.50	1		09/05/20 04:51	106-46-7	
Dichlorodifluoromethane	ND	ug/L	0.50	1		09/05/20 04:51	75-71-8	
1,1-Dichloroethane	ND	ug/L	0.50	1		09/05/20 04:51	75-34-3	
1,2-Dichloroethane	ND	ug/L	0.50	1		09/05/20 04:51	107-06-2	
1,1-Dichloroethene	ND	ug/L	0.50	1		09/05/20 04:51	75-35-4	
cis-1,2-Dichloroethene	ND	ug/L	0.50	1		09/05/20 04:51	156-59-2	
trans-1,2-Dichloroethene	ND	ug/L	0.50	1		09/05/20 04:51	156-60-5	
1,2-Dichloropropane	ND	ug/L	0.50	1		09/05/20 04:51	78-87-5	
1,3-Dichloropropane	ND	ug/L	0.50	1		09/05/20 04:51	142-28-9	
2,2-Dichloropropane	ND	ug/L	0.50	1		09/05/20 04:51	594-20-7	

REPORT OF LABORATORY ANALYSIS

This report shall not be reproduced, except in full,
without the written consent of Pace Analytical Services, LLC.

Pace Analytical Services, LLC
9800 Kincey Ave. Suite 100
Huntersville, NC 28078
(704)875-9092

ANALYTICAL RESULTS

Project: 2020-LI-2448
Pace Project No.: 92494138

Sample: 13901_SIMS_RD **Lab ID: 92494138001** Collected: 09/03/20 16:15 Received: 09/04/20 13:44 Matrix: Water

Parameters	Results	Units	Report Limit	DF	Prepared	Analyzed	CAS No.	Qual
6200B MSV	Analytical Method: SM 6200B Pace Analytical Services - Charlotte							
1,1-Dichloropropene	ND	ug/L	0.50	1		09/05/20 04:51	563-58-6	
cis-1,3-Dichloropropene	ND	ug/L	0.50	1		09/05/20 04:51	10061-01-5	
trans-1,3-Dichloropropene	ND	ug/L	0.50	1		09/05/20 04:51	10061-02-6	
Diisopropyl ether	ND	ug/L	0.50	1		09/05/20 04:51	108-20-3	
Ethylbenzene	ND	ug/L	0.50	1		09/05/20 04:51	100-41-4	
Hexachloro-1,3-butadiene	ND	ug/L	2.0	1		09/05/20 04:51	87-68-3	
Isopropylbenzene (Cumene)	ND	ug/L	0.50	1		09/05/20 04:51	98-82-8	
Methylene Chloride	ND	ug/L	2.0	1		09/05/20 04:51	75-09-2	
Methyl-tert-butyl ether	ND	ug/L	0.50	1		09/05/20 04:51	1634-04-4	
Naphthalene	ND	ug/L	2.0	1		09/05/20 04:51	91-20-3	
n-Propylbenzene	ND	ug/L	0.50	1		09/05/20 04:51	103-65-1	
Styrene	ND	ug/L	0.50	1		09/05/20 04:51	100-42-5	
1,1,1,2-Tetrachloroethane	ND	ug/L	0.50	1		09/05/20 04:51	630-20-6	
1,1,2,2-Tetrachloroethane	ND	ug/L	0.50	1		09/05/20 04:51	79-34-5	
Tetrachloroethene	ND	ug/L	0.50	1		09/05/20 04:51	127-18-4	
Toluene	ND	ug/L	0.50	1		09/05/20 04:51	108-88-3	
1,2,3-Trichlorobenzene	ND	ug/L	2.0	1		09/05/20 04:51	87-61-6	
1,2,4-Trichlorobenzene	ND	ug/L	2.0	1		09/05/20 04:51	120-82-1	
1,1,1-Trichloroethane	ND	ug/L	0.50	1		09/05/20 04:51	71-55-6	
1,1,2-Trichloroethane	ND	ug/L	0.50	1		09/05/20 04:51	79-00-5	
Trichloroethene	ND	ug/L	0.50	1		09/05/20 04:51	79-01-6	
Trichlorofluoromethane	ND	ug/L	1.0	1		09/05/20 04:51	75-69-4	
1,2,3-Trichloropropane	ND	ug/L	0.50	1		09/05/20 04:51	96-18-4	
1,2,4-Trimethylbenzene	ND	ug/L	0.50	1		09/05/20 04:51	95-63-6	
1,3,5-Trimethylbenzene	ND	ug/L	0.50	1		09/05/20 04:51	108-67-8	
Vinyl chloride	ND	ug/L	1.0	1		09/05/20 04:51	75-01-4	
m&p-Xylene	ND	ug/L	1.0	1		09/05/20 04:51	179601-23-1	
o-Xylene	ND	ug/L	0.50	1		09/05/20 04:51	95-47-6	
Surrogates								
1,2-Dichloroethane-d4 (S)	102	%	70-130	1		09/05/20 04:51	17060-07-0	
4-Bromofluorobenzene (S)	104	%	70-130	1		09/05/20 04:51	460-00-4	
Toluene-d8 (S)	101	%	70-130	1		09/05/20 04:51	2037-26-5	

REPORT OF LABORATORY ANALYSIS

This report shall not be reproduced, except in full,
without the written consent of Pace Analytical Services, LLC.

Pace Analytical Services, LLC
9800 Kincey Ave. Suite 100
Huntersville, NC 28078
(704)875-9092

QUALITY CONTROL DATA

Project: 2020-LI-2448
Pace Project No.: 92494138

QC Batch: 1538814
QC Batch Method: MADEPV
Analysis Method: MADEP VPH
Analysis Description: MADEPV
Laboratory: Pace National - Mt. Juliet

Associated Lab Samples: 92494138001

METHOD BLANK: R3567742-3 Matrix: Water
Associated Lab Samples: 92494138001

Parameter	Units	Blank Result	Reporting Limit	Analyzed	Qualifiers
Aliphatic (C05-C08)	ug/L	ND	100	09/06/20 08:45	
Aliphatic (C09-C12)	ug/L	ND	100	09/06/20 08:45	
Aromatic (C09-C10),Unadjusted	ug/L	ND	100	09/06/20 08:45	
Total VPH	ug/L	ND	100	09/06/20 08:45	
2,5-Dibromotoluene (FID)	%	92.1	70.0-130	09/06/20 08:45	
2,5-Dibromotoluene (PID)	%	88.1	70.0-130	09/06/20 08:45	

LABORATORY CONTROL SAMPLE & LCSD: R3567742-1 R3567742-2

Parameter	Units	Spike Conc.	LCS Result	LCSD Result	LCS % Rec	LCSD % Rec	% Rec Limits	RPD	Max RPD	Qualifiers
Aliphatic (C05-C08)	ug/L	1200	1130	1110	94.2	92.5	70.0-130	1.79	25	
Aliphatic (C09-C12)	ug/L	1400	1380	1380	98.6	98.6	70.0-130	0.00	25	
Aromatic (C09-C10),Unadjusted	ug/L	200	177	180	88.5	90.0	70.0-130	1.68	25	
Total VPH	ug/L	2800	2690	2670	96.1	95.4	70.0-130	0.746	25	
2,5-Dibromotoluene (FID)	%				94.8	94.8	70.0-130			
2,5-Dibromotoluene (PID)	%				87.9	88.5	70.0-130			

Results presented on this page are in the units indicated by the "Units" column except where an alternate unit is presented to the right of the result.

REPORT OF LABORATORY ANALYSIS

This report shall not be reproduced, except in full,
without the written consent of Pace Analytical Services, LLC.

Pace Analytical Services, LLC
9800 Kincey Ave. Suite 100
Huntersville, NC 28078
(704)875-9092

QUALITY CONTROL DATA

Project: 2020-LI-2448
Pace Project No.: 92494138

QC Batch: 564765
QC Batch Method: EPA 3010A
Analysis Method: EPA 6010D
Analysis Description: 6010 MET
Laboratory: Pace Analytical Services - Asheville

Associated Lab Samples: 92494138001

METHOD BLANK: 2993776 Matrix: Water
Associated Lab Samples: 92494138001

Parameter	Units	Blank Result	Reporting Limit	Analyzed	Qualifiers
Lead	ug/L	ND	5.0	09/07/20 18:15	

LABORATORY CONTROL SAMPLE: 2993777

Parameter	Units	Spike Conc.	LCS Result	LCS % Rec	% Rec Limits	Qualifiers
Lead	ug/L	500	490	98	80-120	

MATRIX SPIKE & MATRIX SPIKE DUPLICATE: 2993778 2993779

Parameter	Units	92494126001 Result	MS Spike Conc.	MSD Spike Conc.	MS Result	MSD Result	MS % Rec	MSD % Rec	% Rec Limits	RPD	Qual
Lead	ug/L	ND	500	500	519	514	104	103	75-125	1	

Results presented on this page are in the units indicated by the "Units" column except where an alternate unit is presented to the right of the result.

REPORT OF LABORATORY ANALYSIS

This report shall not be reproduced, except in full,
without the written consent of Pace Analytical Services, LLC.

Pace Analytical Services, LLC
9800 Kincey Ave. Suite 100
Huntersville, NC 28078
(704)875-9092

QUALITY CONTROL DATA

Project: 2020-LI-2448
Pace Project No.: 92494138

QC Batch: 564452
QC Batch Method: SM 6200B
Analysis Method: SM 6200B
Analysis Description: 6200B MSV
Laboratory: Pace Analytical Services - Charlotte

Associated Lab Samples: 92494138001

METHOD BLANK: 2992221 Matrix: Water
Associated Lab Samples: 92494138001

Parameter	Units	Blank Result	Reporting Limit	Analyzed	Qualifiers
1,1,1,2-Tetrachloroethane	ug/L	ND	0.50	09/05/20 02:12	
1,1,1-Trichloroethane	ug/L	ND	0.50	09/05/20 02:12	
1,1,2,2-Tetrachloroethane	ug/L	ND	0.50	09/05/20 02:12	
1,1,2-Trichloroethane	ug/L	ND	0.50	09/05/20 02:12	
1,1-Dichloroethane	ug/L	ND	0.50	09/05/20 02:12	
1,1-Dichloroethene	ug/L	ND	0.50	09/05/20 02:12	
1,1-Dichloropropene	ug/L	ND	0.50	09/05/20 02:12	
1,2,3-Trichlorobenzene	ug/L	ND	2.0	09/05/20 02:12	
1,2,3-Trichloropropane	ug/L	ND	0.50	09/05/20 02:12	
1,2,4-Trichlorobenzene	ug/L	ND	2.0	09/05/20 02:12	
1,2,4-Trimethylbenzene	ug/L	ND	0.50	09/05/20 02:12	
1,2-Dibromo-3-chloropropane	ug/L	ND	1.0	09/05/20 02:12	
1,2-Dibromoethane (EDB)	ug/L	ND	0.50	09/05/20 02:12	
1,2-Dichlorobenzene	ug/L	ND	0.50	09/05/20 02:12	
1,2-Dichloroethane	ug/L	ND	0.50	09/05/20 02:12	
1,2-Dichloropropane	ug/L	ND	0.50	09/05/20 02:12	
1,3,5-Trimethylbenzene	ug/L	ND	0.50	09/05/20 02:12	
1,3-Dichlorobenzene	ug/L	ND	0.50	09/05/20 02:12	
1,3-Dichloropropane	ug/L	ND	0.50	09/05/20 02:12	
1,4-Dichlorobenzene	ug/L	ND	0.50	09/05/20 02:12	
2,2-Dichloropropane	ug/L	ND	0.50	09/05/20 02:12	
2-Chlorotoluene	ug/L	ND	0.50	09/05/20 02:12	
4-Chlorotoluene	ug/L	ND	0.50	09/05/20 02:12	
Benzene	ug/L	ND	0.50	09/05/20 02:12	
Bromobenzene	ug/L	ND	0.50	09/05/20 02:12	
Bromochloromethane	ug/L	ND	0.50	09/05/20 02:12	
Bromodichloromethane	ug/L	ND	0.50	09/05/20 02:12	
Bromoform	ug/L	ND	0.50	09/05/20 02:12	
Bromomethane	ug/L	ND	5.0	09/05/20 02:12	
Carbon tetrachloride	ug/L	ND	0.50	09/05/20 02:12	
Chlorobenzene	ug/L	ND	0.50	09/05/20 02:12	
Chloroethane	ug/L	ND	1.0	09/05/20 02:12	
Chloroform	ug/L	ND	0.50	09/05/20 02:12	
Chloromethane	ug/L	ND	1.0	09/05/20 02:12	
cis-1,2-Dichloroethene	ug/L	ND	0.50	09/05/20 02:12	
cis-1,3-Dichloropropene	ug/L	ND	0.50	09/05/20 02:12	
Dibromochloromethane	ug/L	ND	0.50	09/05/20 02:12	
Dibromomethane	ug/L	ND	0.50	09/05/20 02:12	
Dichlorodifluoromethane	ug/L	ND	0.50	09/05/20 02:12	
Diisopropyl ether	ug/L	ND	0.50	09/05/20 02:12	

Results presented on this page are in the units indicated by the "Units" column except where an alternate unit is presented to the right of the result.

REPORT OF LABORATORY ANALYSIS

This report shall not be reproduced, except in full,
without the written consent of Pace Analytical Services, LLC.

Pace Analytical Services, LLC
9800 Kincey Ave. Suite 100
Huntersville, NC 28078
(704)875-9092

QUALITY CONTROL DATA

Project: 2020-LI-2448
Pace Project No.: 92494138

METHOD BLANK: 2992221 Matrix: Water
Associated Lab Samples: 92494138001

Parameter	Units	Blank Result	Reporting Limit	Analyzed	Qualifiers
Ethylbenzene	ug/L	ND	0.50	09/05/20 02:12	
Hexachloro-1,3-butadiene	ug/L	ND	2.0	09/05/20 02:12	
Isopropylbenzene (Cumene)	ug/L	ND	0.50	09/05/20 02:12	
m&p-Xylene	ug/L	ND	1.0	09/05/20 02:12	
Methyl-tert-butyl ether	ug/L	ND	0.50	09/05/20 02:12	
Methylene Chloride	ug/L	ND	2.0	09/05/20 02:12	
n-Butylbenzene	ug/L	ND	0.50	09/05/20 02:12	
n-Propylbenzene	ug/L	ND	0.50	09/05/20 02:12	
Naphthalene	ug/L	ND	2.0	09/05/20 02:12	
o-Xylene	ug/L	ND	0.50	09/05/20 02:12	
sec-Butylbenzene	ug/L	ND	0.50	09/05/20 02:12	
Styrene	ug/L	ND	0.50	09/05/20 02:12	
tert-Butylbenzene	ug/L	ND	0.50	09/05/20 02:12	
Tetrachloroethene	ug/L	ND	0.50	09/05/20 02:12	
Toluene	ug/L	ND	0.50	09/05/20 02:12	
trans-1,2-Dichloroethene	ug/L	ND	0.50	09/05/20 02:12	
trans-1,3-Dichloropropene	ug/L	ND	0.50	09/05/20 02:12	
Trichloroethene	ug/L	ND	0.50	09/05/20 02:12	
Trichlorofluoromethane	ug/L	ND	1.0	09/05/20 02:12	
Vinyl chloride	ug/L	ND	1.0	09/05/20 02:12	
1,2-Dichloroethane-d4 (S)	%	101	70-130	09/05/20 02:12	
4-Bromofluorobenzene (S)	%	102	70-130	09/05/20 02:12	
Toluene-d8 (S)	%	103	70-130	09/05/20 02:12	

LABORATORY CONTROL SAMPLE: 2992222

Parameter	Units	Spike Conc.	LCS Result	LCS % Rec	% Rec Limits	Qualifiers
1,1,1,2-Tetrachloroethane	ug/L	50	54.8	110	60-140	
1,1,1-Trichloroethane	ug/L	50	56.6	113	60-140	
1,1,2,2-Tetrachloroethane	ug/L	50	50.9	102	60-140	
1,1,2-Trichloroethane	ug/L	50	54.0	108	60-140	
1,1-Dichloroethane	ug/L	50	50.7	101	60-140	
1,1-Dichloroethene	ug/L	50	51.2	102	60-140	
1,1-Dichloropropene	ug/L	50	52.5	105	60-140	
1,2,3-Trichlorobenzene	ug/L	50	53.2	106	60-140	
1,2,3-Trichloropropane	ug/L	50	52.1	104	60-140	
1,2,4-Trichlorobenzene	ug/L	50	53.7	107	60-140	
1,2,4-Trimethylbenzene	ug/L	50	50.1	100	60-140	
1,2-Dibromo-3-chloropropane	ug/L	50	47.3	95	60-140	
1,2-Dibromoethane (EDB)	ug/L	50	53.6	107	60-140	
1,2-Dichlorobenzene	ug/L	50	49.3	99	60-140	
1,2-Dichloroethane	ug/L	50	46.1	92	60-140	
1,2-Dichloropropane	ug/L	50	51.4	103	60-140	
1,3,5-Trimethylbenzene	ug/L	50	50.1	100	60-140	

Results presented on this page are in the units indicated by the "Units" column except where an alternate unit is presented to the right of the result.

REPORT OF LABORATORY ANALYSIS

This report shall not be reproduced, except in full,
without the written consent of Pace Analytical Services, LLC.

Pace Analytical Services, LLC
9800 Kincey Ave. Suite 100
Huntersville, NC 28078
(704)875-9092

QUALITY CONTROL DATA

Project: 2020-LI-2448
Pace Project No.: 92494138

LABORATORY CONTROL SAMPLE: 2992222

Parameter	Units	Spike Conc.	LCS Result	LCS % Rec	% Rec Limits	Qualifiers
1,3-Dichlorobenzene	ug/L	50	50.9	102	60-140	
1,3-Dichloropropane	ug/L	50	53.3	107	60-140	
1,4-Dichlorobenzene	ug/L	50	50.1	100	60-140	
2,2-Dichloropropane	ug/L	50	50.6	101	60-140	
2-Chlorotoluene	ug/L	50	50.4	101	60-140	
4-Chlorotoluene	ug/L	50	48.5	97	60-140	
Benzene	ug/L	50	48.9	98	60-140	
Bromobenzene	ug/L	50	51.2	102	60-140	
Bromochloromethane	ug/L	50	53.4	107	60-140	
Bromodichloromethane	ug/L	50	49.1	98	60-140	
Bromoform	ug/L	50	43.8	88	60-140	
Bromomethane	ug/L	50	59.6	119	60-140	
Carbon tetrachloride	ug/L	50	54.7	109	60-140	
Chlorobenzene	ug/L	50	48.2	96	60-140	
Chloroethane	ug/L	50	45.9	92	60-140	
Chloroform	ug/L	50	49.8	100	60-140	
Chloromethane	ug/L	50	42.0	84	60-140	
cis-1,2-Dichloroethene	ug/L	50	49.4	99	60-140	
cis-1,3-Dichloropropene	ug/L	50	57.5	115	60-140	
Dibromochloromethane	ug/L	50	47.0	94	60-140	
Dibromomethane	ug/L	50	52.3	105	60-140	
Dichlorodifluoromethane	ug/L	50	46.3	93	60-140	
Diisopropyl ether	ug/L	50	51.1	102	60-140	
Ethylbenzene	ug/L	50	48.3	97	60-140	
Hexachloro-1,3-butadiene	ug/L	50	49.1	98	60-140	
Isopropylbenzene (Cumene)	ug/L	50	49.0	98	60-140	
m&p-Xylene	ug/L	100	97.2	97	60-140	
Methyl-tert-butyl ether	ug/L	50	53.1	106	60-140	
Methylene Chloride	ug/L	50	51.4	103	60-140	
n-Butylbenzene	ug/L	50	50.5	101	60-140	
n-Propylbenzene	ug/L	50	48.8	98	60-140	
Naphthalene	ug/L	50	53.9	108	60-140	
o-Xylene	ug/L	50	48.7	97	60-140	
sec-Butylbenzene	ug/L	50	49.8	100	60-140	
Styrene	ug/L	50	50.7	101	60-140	
tert-Butylbenzene	ug/L	50	43.1	86	60-140	
Tetrachloroethene	ug/L	50	48.9	98	60-140	
Toluene	ug/L	50	47.1	94	60-140	
trans-1,2-Dichloroethene	ug/L	50	51.6	103	60-140	
trans-1,3-Dichloropropene	ug/L	50	55.9	112	60-140	
Trichloroethene	ug/L	50	54.3	109	60-140	
Trichlorofluoromethane	ug/L	50	45.0	90	60-140	
Vinyl chloride	ug/L	50	45.9	92	60-140	
1,2-Dichloroethane-d4 (S)	%			101	70-130	
4-Bromofluorobenzene (S)	%			100	70-130	
Toluene-d8 (S)	%			99	70-130	

Results presented on this page are in the units indicated by the "Units" column except where an alternate unit is presented to the right of the result.

REPORT OF LABORATORY ANALYSIS

This report shall not be reproduced, except in full,
without the written consent of Pace Analytical Services, LLC.

Pace Analytical Services, LLC
9800 Kincey Ave. Suite 100
Huntersville, NC 28078
(704)875-9092

QUALITY CONTROL DATA

Project: 2020-LI-2448
Pace Project No.: 92494138

MATRIX SPIKE & MATRIX SPIKE DUPLICATE: 2992223 2992224

Parameter	Units	92493560011 Result	MS Spike Conc.	MSD Spike Conc.	MS Result	MSD Result	MS % Rec	MSD % Rec	% Rec Limits	RPD	Qual
1,1,1,2-Tetrachloroethane	ug/L	ND	20	20	22.1	21.4	110	107	60-140	3	
1,1,1-Trichloroethane	ug/L	ND	20	20	26.5	25.5	133	128	60-140	4	
1,1,2,2-Tetrachloroethane	ug/L	ND	20	20	22.1	21.3	111	106	60-140	4	
1,1,2-Trichloroethane	ug/L	ND	20	20	22.9	22.7	114	113	60-140	1	
1,1-Dichloroethane	ug/L	ND	20	20	25.5	24.0	128	120	60-140	6	
1,1-Dichloroethene	ug/L	ND	20	20	26.8	25.1	134	126	60-140	7	
1,1-Dichloropropene	ug/L	ND	20	20	25.8	24.9	129	124	60-140	4	
1,2,3-Trichlorobenzene	ug/L	ND	20	20	23.8	23.2	119	116	60-140	3	
1,2,3-Trichloropropane	ug/L	ND	20	20	23.4	22.4	117	112	60-140	4	
1,2,4-Trichlorobenzene	ug/L	ND	20	20	24.7	23.4	123	117	60-140	5	
1,2,4-Trimethylbenzene	ug/L	ND	20	20	23.1	21.9	115	109	60-140	5	
1,2-Dibromo-3-chloropropane	ug/L	ND	20	20	18.7	17.9	94	90	60-140	4	
1,2-Dibromoethane (EDB)	ug/L	ND	20	20	24.2	22.2	121	111	60-140	9	
1,2-Dichlorobenzene	ug/L	ND	20	20	22.8	21.3	114	107	60-140	7	
1,2-Dichloroethane	ug/L	ND	20	20	22.5	21.4	113	107	60-140	5	
1,2-Dichloropropane	ug/L	ND	20	20	24.6	23.4	123	117	60-140	5	
1,3,5-Trimethylbenzene	ug/L	ND	20	20	23.4	21.9	117	110	60-140	6	
1,3-Dichlorobenzene	ug/L	ND	20	20	23.9	22.4	119	112	60-140	6	
1,3-Dichloropropane	ug/L	ND	20	20	23.8	22.9	119	114	60-140	4	
1,4-Dichlorobenzene	ug/L	ND	20	20	22.6	22.1	113	110	60-140	2	
2,2-Dichloropropane	ug/L	ND	20	20	23.9	22.3	120	112	60-140	7	
2-Chlorotoluene	ug/L	ND	20	20	23.8	22.0	119	110	60-140	8	
4-Chlorotoluene	ug/L	ND	20	20	22.5	21.7	112	108	60-140	4	
Benzene	ug/L	ND	20	20	23.3	22.7	117	113	60-140	3	
Bromobenzene	ug/L	ND	20	20	23.1	21.4	115	107	60-140	8	
Bromochloromethane	ug/L	ND	20	20	25.2	24.0	126	120	60-140	5	
Bromodichloromethane	ug/L	ND	20	20	21.4	21.3	107	107	60-140	0	
Bromoform	ug/L	ND	20	20	18.8	18.4	94	92	60-140	2	
Bromomethane	ug/L	ND	20	20	29.9	29.4	149	147	60-140	1	M1
Carbon tetrachloride	ug/L	ND	20	20	24.3	23.3	122	116	60-140	4	
Chlorobenzene	ug/L	ND	20	20	22.3	21.5	111	107	60-140	4	
Chloroethane	ug/L	ND	20	20	25.6	24.4	128	122	60-140	5	
Chloroform	ug/L	ND	20	20	24.3	22.7	122	114	60-140	7	
Chloromethane	ug/L	ND	20	20	24.2	23.1	121	115	60-140	5	
cis-1,2-Dichloroethene	ug/L	ND	20	20	25.1	23.2	126	116	60-140	8	
cis-1,3-Dichloropropene	ug/L	ND	20	20	25.0	23.7	125	119	60-140	5	
Dibromochloromethane	ug/L	ND	20	20	20.9	20.2	104	101	60-140	3	
Dibromomethane	ug/L	ND	20	20	24.1	21.9	120	109	60-140	10	
Dichlorodifluoromethane	ug/L	ND	20	20	19.9	18.8	100	94	60-140	6	
Diisopropyl ether	ug/L	ND	20	20	23.2	22.3	116	112	60-140	4	
Ethylbenzene	ug/L	ND	20	20	23.0	21.6	115	108	60-140	6	
Hexachloro-1,3-butadiene	ug/L	ND	20	20	29.0	24.1	145	120	60-140	19	M1
Isopropylbenzene (Cumene)	ug/L	ND	20	20	23.0	22.4	115	112	60-140	2	
m&p-Xylene	ug/L	ND	40	40	45.7	44.7	114	112	60-140	2	
Methyl-tert-butyl ether	ug/L	ND	20	20	23.4	21.9	117	109	60-140	7	
Methylene Chloride	ug/L	ND	20	20	26.0	24.3	130	121	60-140	7	

Results presented on this page are in the units indicated by the "Units" column except where an alternate unit is presented to the right of the result.

REPORT OF LABORATORY ANALYSIS

This report shall not be reproduced, except in full,
without the written consent of Pace Analytical Services, LLC.

Pace Analytical Services, LLC
9800 Kincey Ave. Suite 100
Huntersville, NC 28078
(704)875-9092

QUALITY CONTROL DATA

Project: 2020-LI-2448
Pace Project No.: 92494138

MATRIX SPIKE & MATRIX SPIKE DUPLICATE: 2992223 2992224

Parameter	Units	92493560011 Result	MS Spike Conc.	MSD Spike Conc.	MS Result	MSD Result	MS % Rec	MSD % Rec	% Rec Limits	RPD	Qual
n-Butylbenzene	ug/L	ND	20	20	25.8	23.8	129	119	60-140	8	
n-Propylbenzene	ug/L	ND	20	20	23.0	22.3	115	112	60-140	3	
Naphthalene	ug/L	ND	20	20	22.6	21.5	113	108	60-140	5	
o-Xylene	ug/L	ND	20	20	23.1	21.8	116	109	60-140	6	
sec-Butylbenzene	ug/L	ND	20	20	24.4	23.2	122	116	60-140	5	
Styrene	ug/L	ND	20	20	23.6	22.4	118	112	60-140	5	
tert-Butylbenzene	ug/L	ND	20	20	20.9	19.6	104	98	60-140	6	
Tetrachloroethene	ug/L	ND	20	20	23.2	21.4	116	107	60-140	8	
Toluene	ug/L	ND	20	20	22.4	21.2	112	106	60-140	6	
trans-1,2-Dichloroethene	ug/L	ND	20	20	26.2	25.1	131	125	60-140	5	
trans-1,3-Dichloropropene	ug/L	ND	20	20	23.0	21.4	115	107	60-140	7	
Trichloroethene	ug/L	ND	20	20	26.1	25.3	131	126	60-140	3	
Trichlorofluoromethane	ug/L	ND	20	20	23.9	22.2	119	111	60-140	7	
Vinyl chloride	ug/L	ND	20	20	22.7	21.1	113	105	60-140	7	
1,2-Dichloroethane-d4 (S)	%						102	103	70-130		
4-Bromofluorobenzene (S)	%						103	103	70-130		
Toluene-d8 (S)	%						100	99	70-130		

Results presented on this page are in the units indicated by the "Units" column except where an alternate unit is presented to the right of the result.

REPORT OF LABORATORY ANALYSIS

This report shall not be reproduced, except in full,
without the written consent of Pace Analytical Services, LLC.

Pace Analytical Services, LLC
9800 Kincey Ave. Suite 100
Huntersville, NC 28078
(704)875-9092

QUALIFIERS

Project: 2020-LI-2448
Pace Project No.: 92494138

DEFINITIONS

DF - Dilution Factor, if reported, represents the factor applied to the reported data due to dilution of the sample aliquot.

ND - Not Detected at or above adjusted reporting limit.

TNTC - Too Numerous To Count

J - Estimated concentration above the adjusted method detection limit and below the adjusted reporting limit.

MDL - Adjusted Method Detection Limit.

PQL - Practical Quantitation Limit.

RL - Reporting Limit - The lowest concentration value that meets project requirements for quantitative data with known precision and bias for a specific analyte in a specific matrix.

S - Surrogate

1,2-Diphenylhydrazine decomposes to and cannot be separated from Azobenzene using Method 8270. The result for each analyte is a combined concentration.

Consistent with EPA guidelines, unrounded data are displayed and have been used to calculate % recovery and RPD values.

LCS(D) - Laboratory Control Sample (Duplicate)

MS(D) - Matrix Spike (Duplicate)

DUP - Sample Duplicate

RPD - Relative Percent Difference

NC - Not Calculable.

SG - Silica Gel - Clean-Up

U - Indicates the compound was analyzed for, but not detected.

Acid preservation may not be appropriate for 2 Chloroethylvinyl ether.

A separate vial preserved to a pH of 4-5 is recommended in SW846 Chapter 4 for the analysis of Acrolein and Acrylonitrile by EPA Method 8260.

N-Nitrosodiphenylamine decomposes and cannot be separated from Diphenylamine using Method 8270. The result reported for each analyte is a combined concentration.

Pace Analytical is TNI accredited. Contact your Pace PM for the current list of accredited analytes.

TNI - The NELAC Institute.

ANALYTE QUALIFIERS

M1 Matrix spike recovery exceeded QC limits. Batch accepted based on laboratory control sample (LCS) recovery.

This report shall not be reproduced, except in full,
without the written consent of Pace Analytical Services, LLC.

Pace Analytical Services, LLC
9800 Kincey Ave. Suite 100
Huntersville, NC 28078
(704)875-9092

QUALITY CONTROL DATA CROSS REFERENCE TABLE

Project: 2020-LI-2448
Pace Project No.: 92494138

Lab ID	Sample ID	QC Batch Method	QC Batch	Analytical Method	Analytical Batch
92494138001	**13901_SIMS_RD**	MADEPV	1538814	MADEP VPH	1538814
92494138001	**13901_SIMS_RD**	EPA 3010A	564765	EPA 6010D	564778
92494138001	**13901_SIMS_RD**	SM 6200B	564452		

This report shall not be reproduced, except in full,
without the written consent of Pace Analytical Services, LLC.

WO# : 92494138

92494138

CHAIN-OF-CUSTODY Analytical Request Document

Pace Analytical

Chain-of-Custody is a LEGAL DOCUMENT - Complete all relevent fields

LAB USE C ... mber or

Company: Apex Companies

Billing Information:

Address:

Report To: Andrew Street

Email To: AndrewStreet/EmilyLittle

Copy To:

Site Collection Info/Address: 13901 SIMS RD

Customer Project Name/Number: 2020-LI-2448

State: NC County/City: Huntersville Time Zone Collected: [ ] PT [ ] MT [ ] CT [X] ET

Phone:
Email:

Site/Facility ID #:

Compliance Monitoring? [ ] Yes [ ] No

Collected By (print): Caroline Negron

Purchase Order #:
Quote #:

DW PWS ID #:
DW Location Code:

Collected By (signature): Caroline Negron

Turnaround Date Required: ASAP

Immediately Packed on Ice: [X] Yes [ ] No

Sample Disposal:
[ ] Dispose as appropriate [ ] Return
[ ] Archive: _____
[ ] Hold: _____

Rush:
[X] Same Day [ ] Next Day
[ ] 2 Day [ ] 3 Day [ ] 4 Day [ ] 5 Day
(Expedite Charges Apply)

Field Filtered (if applicable):
[ ] Yes [ ] No
Analysis: _____

* Matrix Codes (Insert in Matrix box below): Drinking Water (DW), Ground Water (GW), Wastewater (WW), Product (P), Soil/Solid (SL), Oil (OL), Wipe (WP), Air (AR), Tissue (TS), Bioassay (B), Vapor (V), Other (OT)

Container Preservative Type **

Lab Project Manager:

** Preservative Types: (1) nitric acid, (2) sulfuric acid, (3) hydrochloric acid, (4) sodium hydroxide, (5) zinc acetate, (6) methanol, (7) sodium bisulfate, (8) sodium thiosulfate, (9) hexane, (A) ascorbic acid, (B) ammonium sulfate, (C) ammonium hydroxide, (D) TSP, (U) Unpreserved, (O) Other _____

Analyses

Customer Sample ID	Matrix *	Comp / Grab	Collected (or Composite Start) Date	Collected (or Composite Start) Time	Composite End Date	Composite End Time	Res Cl	# of Ctns	SM6200B VOCs	Lead	MADEP VPH	Lab Sample # / Comments
13901SIMS_RD_20200903	GW	G	09/03/20	1615				8	X	X	X	92494138 001

Lab Profile/Line:

Lab Sample Receipt Checklist:

Custody Seals Present/Intact	Y	(N)	NA
Custody Signatures Present	(Y)	N	NA
Collector Signature Present	(Y)	N	NA
Bottles Intact	(Y)	N	NA
Correct Bottles	(Y)	N	NA
Sufficient Volume	(Y)	N	NA
Samples Received on Ice	(Y)	N	NA
VOA - Headspace Acceptable	(Y)	N	NA
USDA Regulated Soils	Y	N	(NA)
Samples in Holding Time	(Y)	N	NA
Residual Chlorine Present	Y	N	(NA)
Cl Strips: _____			
Sample pH Acceptable	(Y)	N	NA
pH Strips: _____			
Sulfide Present	Y	N	(NA)
Lead Acetate Strips: _____			

LAB USE ONLY:
Lab Sample # / Comments:

92494138 001

Customer Remarks / Special Conditions / Possible Hazards:

Type of Ice Used: (Wet) Blue Dry None

Packing Material Used: b. bags

Radchem sample(s) screened (<500 cpm): Y N (NA)

SHORT HOLDS PRESENT (<72 hours): Y (N) N/A

Lab Tracking #: 2539214

Samples received via: FEDEX UPS Client Courier (Pace Courier)

Lab Sample Temperature Info:
Temp Blank Received: Y (N) NA
Therm ID#: IR92T061
Cooler 1 Temp Upon Receipt: 1.0 oC
Cooler 1 Therm Corr. Factor: +0 oC
Cooler 1 Corrected Temp: 1.0 oC
Comments:

Relinquished by/Company: (Signature)	Date/Time:	Received by/Company: (Signature)	Date/Time:
Caroline Negron / Apex Cos	09/03/20; 1830		9-4-21 1108
Relinquished by/Company: (Signature)	Date/Time:	Received by/Company: (Signature)	Date/Time:
	9-4-20 1344	PACE	9-4-20 13:44
Relinquished by/Company: (Signature)	Date/Time:	Received by/Company: (Signature)	Date/Time:

MTJL LAB USE ONLY
Table #:
Acctnum:
Template:
Prelogin:
PM:
PB:

Trip Blank Received: Y (N) NA
HCL MeOH TSP Other

Non Conformance(s): YES / NO

Page: _____ of: _____

***Check mark top half of box if pH and/or dechlorination is verified and within the acceptance range for preservation samples.**

Exceptions: VOA, Coliform, TOC, Oil and Grease, DRO/8015 (water) DOC, LLHg

****Bottom half of box is to list number of bottle**

Project # **WO# : 92494138**

PM: AMB Due Date: 09/05/20

CLIENT: 92-APEX MOOR

Item#	BP4U-125 mL Plastic Unpreserved (N/A) (Cl-)	BP3U-250 mL Plastic Unpreserved (N/A)	BP2U-500 mL Plastic Unpreserved (N/A)	BP1U-1 liter Plastic Unpreserved (N/A)	BP4S-125 mL Plastic H2SO4 (pH < 2) (Cl-)	BP3N-250 mL plastic HNO3 (pH < 2)	BP4Z-125 mL Plastic ZN Acetate & NaOH (>9)	BP4C-125 mL Plastic NaOH (pH > 12) (Cl-)	WGFU-Wide-mouthed Glass jar Unpreserved	AG1U-1 liter Amber Unpreserved (N/A) (Cl-)	AG1H-1 liter Amber HCl (pH < 2)	AG3U-250 mL Amber Unpreserved (N/A) (Cl-	AG1S-1 liter Amber H2SO4 (pH < 2)	AG3S-250 mL Amber H2SO4 (pH < 2)	AG3A(DG3A)-250 mL Amber NH4Cl (N/A)(Cl-)	DG9H-40 mL VOA HCl (N/A)	VG9T-40 mL VOA Na2S2O3 (N/A)	VG9U-40 mL VOA Unp (N/A)	DG9P-40 mL VOA H3PO4 (N/A)	VOAK (6 vials per kit)-5035 kit (N/A)	V/GK (3 vials per kit)-VPH/Gas kit (N/A)	SP5T-125 mL Sterile Plastic (N/A – lab)	SP2T-250 mL Sterile Plastic (N/A – lab)		BP3A-250 mL Plastic (NH2)2SO4 (9.3-9.7)	AG0U-100 mL Amber Unpreserved vials (N/A)	VSGU-20 mL Scintillation vials (N/A)	DG9U-40 mL Amber Unpreserved vials (N/A)
1						1										1													
2																													
3																													
4																													
5																													
6																													
7																													
8																													
9																													
10																													
11																													
12																													

pH Adjustment Log for Preserved Samples

Sample ID	Type of Preservative	pH upon receipt	Date preservation adjusted	Time preservation adjusted	Amount of Preservative added	Lot #

Note: Whenever there is a discrepancy affecting North Carolina compliance samples, a copy of this form will be sent to the North Carolina DEHNR Certification Office (i.e. Out of hold, incorrect preservative, out of temp, incorrect containers.

Pace Analytical Services, LLC
9800 Kincey Ave. Suite 100
Huntersville, NC 28078
(704)875-9092

September 08, 2020

Andrew Street
Apex Companies - NC
5900 Northwoods Business Pkwy
Suite 5900-0
Charlotte, NC 28269

RE: Project: 2020-LI-2448
Pace Project No.: 92494139

Dear Andrew Street:

Enclosed are the analytical results for sample(s) received by the laboratory on September 04, 2020. The results relate only to the samples included in this report. Results reported herein conform to the applicable TNI/NELAC Standards and the laboratory's Quality Manual, where applicable, unless otherwise noted in the body of the report.

The test results provided in this final report were generated by each of the following laboratories within the Pace Network:

- Pace National - Mt. Juliet
- Pace Analytical Services - Asheville
- Pace Analytical Services - Charlotte

If you have any questions concerning this report, please feel free to contact me.

Sincerely,

Angela M. Baioni

Angela Baioni
angela.baioni@pacelabs.com
(704)875-9092
Project Manager

Enclosures

cc: J Culbreath, Colonial Pipeline Company
Robert Hughes, Colonial Pipeline
Margaret King, APEX Companies, LLC
Emily Little, Apex Companies
Jeff Morrison, Colonial Pipeline Company
Tom Naumann, APEX Companies - NC
Joe Nicolette, Montrose-EPS
Christopher Schultz, Apex Companies
J Tate, Colonial Pipeline Company
Alex Testoff, Montrose-EPS
Michael Verdon, Colonial Pipeline Company
JM Wyatt, Colonial Pipeline Company

REPORT OF LABORATORY ANALYSIS

This report shall not be reproduced, except in full,
without the written consent of Pace Analytical Services, LLC.

Pace Analytical Services, LLC
9800 Kincey Ave. Suite 100
Huntersville, NC 28078
(704)875-9092

CERTIFICATIONS

Project: 2020-LI-2448
Pace Project No.: 92494139

Pace Analytical Services National

12065 Lebanon Road, Mt. Juliet, TN 37122
Alabama Certification #: 40660
Alaska Certification 17-026
Arizona Certification #: AZ0612
Arkansas Certification #: 88-0469
California Certification #: 2932
Canada Certification #: 1461.01
Colorado Certification #: TN00003
Connecticut Certification #: PH-0197
DOD Certification: #1461.01
EPA# TN00003
Florida Certification #: E87487
Georgia DW Certification #: 923
Georgia Certification: NELAP
Idaho Certification #: TN00003
Illinois Certification #: 200008
Indiana Certification #: C-TN-01
Iowa Certification #: 364
Kansas Certification #: E-10277
Kentucky UST Certification #: 16
Kentucky Certification #: 90010
Louisiana Certification #: AI30792
Louisiana DW Certification #: LA180010
Maine Certification #: TN0002
Maryland Certification #: 324
Massachusetts Certification #: M-TN003
Michigan Certification #: 9958
Minnesota Certification #: 047-999-395
Mississippi Certification #: TN00003
Missouri Certification #: 340
Montana Certification #: CERT0086
Nebraska Certification #: NE-OS-15-05
Nevada Certification #: TN-03-2002-34
New Hampshire Certification #: 2975
New Jersey Certification #: TN002
New Mexico DW Certification
New York Certification #: 11742
North Carolina Aquatic Toxicity Certification #: 41
North Carolina Drinking Water Certification #: 21704
North Carolina Environmental Certificate #: 375
North Dakota Certification #: R-140
Ohio VAP Certification #: CL0069
Oklahoma Certification #: 9915
Oregon Certification #: TN200002
Pennsylvania Certification #: 68-02979
Rhode Island Certification #: LAO00356
South Carolina Certification #: 84004
South Dakota Certification
Tennessee DW/Chem/Micro Certification #: 2006
Texas Certification #: T 104704245-17-14
Texas Mold Certification #: LAB0152
USDA Soil Permit #: P330-15-00234
Utah Certification #: TN00003
Virginia Certification #: VT2006
Vermont Dept. of Health: ID# VT-2006
Virginia Certification #: 460132
Washington Certification #: C847
West Virginia Certification #: 233
Wisconsin Certification #: 9980939910
Wyoming UST Certification #: via A2LA 2926.01
A2LA-ISO 17025 Certification #: 1461.01
A2LA-ISO 17025 Certification #: 1461.02
AIHA-LAP/LLC EMLAP Certification #:100789

Pace Analytical Services Charlotte

9800 Kincey Ave. Ste 100, Huntersville, NC 28078
Louisiana/NELAP Certification # LA170028
North Carolina Drinking Water Certification #: 37706
North Carolina Field Services Certification #: 5342
North Carolina Wastewater Certification #: 12
South Carolina Certification #: 99006001
Florida/NELAP Certification #: E87627
Kentucky UST Certification #: 84
Virginia/VELAP Certification #: 460221

Pace Analytical Services Asheville

2225 Riverside Drive, Asheville, NC 28804
Florida/NELAP Certification #: E87648
Massachusetts Certification #: M-NC030
North Carolina Drinking Water Certification #: 37712
North Carolina Wastewater Certification #: 40
South Carolina Certification #: 99030001
Virginia/VELAP Certification #: 460222

REPORT OF LABORATORY ANALYSIS

This report shall not be reproduced, except in full,
without the written consent of Pace Analytical Services, LLC.

Pace Analytical Services, LLC
9800 Kincey Ave. Suite 100
Huntersville, NC 28078
(704)875-9092

SAMPLE ANALYTE COUNT

Project: 2020-LI-2448
Pace Project No.: 92494139

Lab ID	Sample ID	Method	Analysts	Analytes Reported	Laboratory
92494139001	**13923_AC_RD**	MADEP VPH	DWR	6	PAN
		EPA 6010D	DS	1	PASI-A
		SM 6200B	SAS	63	PASI-C

PAN = Pace National - Mt. Juliet
PASI-A = Pace Analytical Services - Asheville
PASI-C = Pace Analytical Services - Charlotte

This report shall not be reproduced, except in full,
without the written consent of Pace Analytical Services, LLC.

Pace Analytical Services, LLC
9800 Kincey Ave. Suite 100
Huntersville, NC 28078
(704)875-9092

ANALYTICAL RESULTS

Project: 2020-LI-2448
Pace Project No.: 92494139

Sample: 13923_AC_RD **Lab ID: 92494139001** Collected: 09/03/20 14:57 Received: 09/04/20 13:44 Matrix: Water

Parameters	Results	Units	Report Limit	DF	Prepared	Analyzed	CAS No.	Qual
MADEPV	Analytical Method: MADEP VPH Preparation Method: MADEPV Pace National - Mt. Juliet							
Aliphatic (C05-C08)	ND	ug/L	100	1	09/06/20 12:47	09/06/20 12:47		
Aliphatic (C09-C12)	ND	ug/L	100	1	09/06/20 12:47	09/06/20 12:47		
Aromatic (C09-C10),Unadjusted	ND	ug/L	100	1	09/06/20 12:47	09/06/20 12:47	TPHC9C10A	
Total VPH	ND	ug/L	100	1	09/06/20 12:47	09/06/20 12:47	VPH	
Surrogates								
2,5-Dibromotoluene (FID)	91.5	%	70.0-130	1	09/06/20 12:47	09/06/20 12:47	615-59-8FID	
2,5-Dibromotoluene (PID)	86.3	%	70.0-130	1	09/06/20 12:47	09/06/20 12:47	615-59-8PID	
6010 MET ICP	Analytical Method: EPA 6010D Preparation Method: EPA 3010A Pace Analytical Services - Asheville							
Lead	ND	ug/L	5.0	1	09/05/20 01:12	09/07/20 19:11	7439-92-1	
6200B MSV	Analytical Method: SM 6200B Pace Analytical Services - Charlotte							
Benzene	ND	ug/L	0.50	1		09/05/20 04:16	71-43-2	
Bromobenzene	ND	ug/L	0.50	1		09/05/20 04:16	108-86-1	
Bromochloromethane	ND	ug/L	0.50	1		09/05/20 04:16	74-97-5	
Bromodichloromethane	ND	ug/L	0.50	1		09/05/20 04:16	75-27-4	
Bromoform	ND	ug/L	0.50	1		09/05/20 04:16	75-25-2	
Bromomethane	ND	ug/L	5.0	1		09/05/20 04:16	74-83-9	
n-Butylbenzene	ND	ug/L	0.50	1		09/05/20 04:16	104-51-8	
sec-Butylbenzene	ND	ug/L	0.50	1		09/05/20 04:16	135-98-8	
tert-Butylbenzene	ND	ug/L	0.50	1		09/05/20 04:16	98-06-6	
Carbon tetrachloride	ND	ug/L	0.50	1		09/05/20 04:16	56-23-5	
Chlorobenzene	ND	ug/L	0.50	1		09/05/20 04:16	108-90-7	
Chloroethane	ND	ug/L	1.0	1		09/05/20 04:16	75-00-3	
Chloroform	ND	ug/L	0.50	1		09/05/20 04:16	67-66-3	
Chloromethane	ND	ug/L	1.0	1		09/05/20 04:16	74-87-3	
2-Chlorotoluene	ND	ug/L	0.50	1		09/05/20 04:16	95-49-8	
4-Chlorotoluene	ND	ug/L	0.50	1		09/05/20 04:16	106-43-4	
1,2-Dibromo-3-chloropropane	ND	ug/L	1.0	1		09/05/20 04:16	96-12-8	
Dibromochloromethane	ND	ug/L	0.50	1		09/05/20 04:16	124-48-1	
1,2-Dibromoethane (EDB)	ND	ug/L	0.50	1		09/05/20 04:16	106-93-4	
Dibromomethane	ND	ug/L	0.50	1		09/05/20 04:16	74-95-3	
1,2-Dichlorobenzene	ND	ug/L	0.50	1		09/05/20 04:16	95-50-1	
1,3-Dichlorobenzene	ND	ug/L	0.50	1		09/05/20 04:16	541-73-1	
1,4-Dichlorobenzene	ND	ug/L	0.50	1		09/05/20 04:16	106-46-7	
Dichlorodifluoromethane	ND	ug/L	0.50	1		09/05/20 04:16	75-71-8	
1,1-Dichloroethane	ND	ug/L	0.50	1		09/05/20 04:16	75-34-3	
1,2-Dichloroethane	ND	ug/L	0.50	1		09/05/20 04:16	107-06-2	
1,1-Dichloroethene	ND	ug/L	0.50	1		09/05/20 04:16	75-35-4	
cis-1,2-Dichloroethene	ND	ug/L	0.50	1		09/05/20 04:16	156-59-2	
trans-1,2-Dichloroethene	ND	ug/L	0.50	1		09/05/20 04:16	156-60-5	
1,2-Dichloropropane	ND	ug/L	0.50	1		09/05/20 04:16	78-87-5	
1,3-Dichloropropane	ND	ug/L	0.50	1		09/05/20 04:16	142-28-9	
2,2-Dichloropropane	ND	ug/L	0.50	1		09/05/20 04:16	594-20-7	

REPORT OF LABORATORY ANALYSIS

This report shall not be reproduced, except in full,
without the written consent of Pace Analytical Services, LLC.

Pace Analytical Services, LLC
9800 Kincey Ave. Suite 100
Huntersville, NC 28078
(704)875-9092

ANALYTICAL RESULTS

Project: 2020-LI-2448
Pace Project No.: 92494139

Sample: 13923_AC_RD **Lab ID: 92494139001** Collected: 09/03/20 14:57 Received: 09/04/20 13:44 Matrix: Water

Parameters	Results	Units	Report Limit	DF	Prepared	Analyzed	CAS No.	Qual
6200B MSV	Analytical Method: SM 6200B Pace Analytical Services - Charlotte							
1,1-Dichloropropene	ND	ug/L	0.50	1		09/05/20 04:16	563-58-6	
cis-1,3-Dichloropropene	ND	ug/L	0.50	1		09/05/20 04:16	10061-01-5	
trans-1,3-Dichloropropene	ND	ug/L	0.50	1		09/05/20 04:16	10061-02-6	
Diisopropyl ether	ND	ug/L	0.50	1		09/05/20 04:16	108-20-3	
Ethylbenzene	ND	ug/L	0.50	1		09/05/20 04:16	100-41-4	
Hexachloro-1,3-butadiene	ND	ug/L	2.0	1		09/05/20 04:16	87-68-3	
Isopropylbenzene (Cumene)	ND	ug/L	0.50	1		09/05/20 04:16	98-82-8	
Methylene Chloride	ND	ug/L	2.0	1		09/05/20 04:16	75-09-2	
Methyl-tert-butyl ether	ND	ug/L	0.50	1		09/05/20 04:16	1634-04-4	
Naphthalene	ND	ug/L	2.0	1		09/05/20 04:16	91-20-3	
n-Propylbenzene	ND	ug/L	0.50	1		09/05/20 04:16	103-65-1	
Styrene	ND	ug/L	0.50	1		09/05/20 04:16	100-42-5	
1,1,1,2-Tetrachloroethane	ND	ug/L	0.50	1		09/05/20 04:16	630-20-6	
1,1,2,2-Tetrachloroethane	ND	ug/L	0.50	1		09/05/20 04:16	79-34-5	
Tetrachloroethene	ND	ug/L	0.50	1		09/05/20 04:16	127-18-4	
Toluene	ND	ug/L	0.50	1		09/05/20 04:16	108-88-3	
1,2,3-Trichlorobenzene	ND	ug/L	2.0	1		09/05/20 04:16	87-61-6	
1,2,4-Trichlorobenzene	ND	ug/L	2.0	1		09/05/20 04:16	120-82-1	
1,1,1-Trichloroethane	ND	ug/L	0.50	1		09/05/20 04:16	71-55-6	
1,1,2-Trichloroethane	ND	ug/L	0.50	1		09/05/20 04:16	79-00-5	
Trichloroethene	ND	ug/L	0.50	1		09/05/20 04:16	79-01-6	
Trichlorofluoromethane	ND	ug/L	1.0	1		09/05/20 04:16	75-69-4	
1,2,3-Trichloropropane	ND	ug/L	0.50	1		09/05/20 04:16	96-18-4	
1,2,4-Trimethylbenzene	ND	ug/L	0.50	1		09/05/20 04:16	95-63-6	
1,3,5-Trimethylbenzene	ND	ug/L	0.50	1		09/05/20 04:16	108-67-8	
Vinyl chloride	ND	ug/L	1.0	1		09/05/20 04:16	75-01-4	
m&p-Xylene	ND	ug/L	1.0	1		09/05/20 04:16	179601-23-1	
o-Xylene	ND	ug/L	0.50	1		09/05/20 04:16	95-47-6	
Surrogates								
1,2-Dichloroethane-d4 (S)	103	%	70-130	1		09/05/20 04:16	17060-07-0	
4-Bromofluorobenzene (S)	101	%	70-130	1		09/05/20 04:16	460-00-4	
Toluene-d8 (S)	102	%	70-130	1		09/05/20 04:16	2037-26-5	

REPORT OF LABORATORY ANALYSIS

This report shall not be reproduced, except in full,
without the written consent of Pace Analytical Services, LLC.

Pace Analytical Services, LLC
9800 Kincey Ave. Suite 100
Huntersville, NC 28078
(704)875-9092

QUALITY CONTROL DATA

Project: 2020-LI-2448
Pace Project No.: 92494139

QC Batch: 1538814
QC Batch Method: MADEPV
Analysis Method: MADEP VPH
Analysis Description: MADEPV
Laboratory: Pace National - Mt. Juliet

Associated Lab Samples: 92494139001

METHOD BLANK: R3567742-3 Matrix: Water
Associated Lab Samples: 92494139001

Parameter	Units	Blank Result	Reporting Limit	Analyzed	Qualifiers
Aliphatic (C05-C08)	ug/L	ND	100	09/06/20 08:45	
Aliphatic (C09-C12)	ug/L	ND	100	09/06/20 08:45	
Aromatic (C09-C10),Unadjusted	ug/L	ND	100	09/06/20 08:45	
Total VPH	ug/L	ND	100	09/06/20 08:45	
2,5-Dibromotoluene (FID)	%	92.1	70.0-130	09/06/20 08:45	
2,5-Dibromotoluene (PID)	%	88.1	70.0-130	09/06/20 08:45	

LABORATORY CONTROL SAMPLE & LCSD: R3567742-1 R3567742-2

Parameter	Units	Spike Conc.	LCS Result	LCSD Result	LCS % Rec	LCSD % Rec	% Rec Limits	RPD	Max RPD	Qualifiers
Aliphatic (C05-C08)	ug/L	1200	1130	1110	94.2	92.5	70.0-130	1.79	25	
Aliphatic (C09-C12)	ug/L	1400	1380	1380	98.6	98.6	70.0-130	0.00	25	
Aromatic (C09-C10),Unadjusted	ug/L	200	177	180	88.5	90.0	70.0-130	1.68	25	
Total VPH	ug/L	2800	2690	2670	96.1	95.4	70.0-130	0.746	25	
2,5-Dibromotoluene (FID)	%				94.8	94.8	70.0-130			
2,5-Dibromotoluene (PID)	%				87.9	88.5	70.0-130			

Results presented on this page are in the units indicated by the "Units" column except where an alternate unit is presented to the right of the result.

REPORT OF LABORATORY ANALYSIS

This report shall not be reproduced, except in full,
without the written consent of Pace Analytical Services, LLC.

Pace Analytical Services, LLC
9800 Kincey Ave. Suite 100
Huntersville, NC 28078
(704)875-9092

QUALITY CONTROL DATA

Project: 2020-LI-2448
Pace Project No.: 92494139

QC Batch: 564765
QC Batch Method: EPA 3010A
Analysis Method: EPA 6010D
Analysis Description: 6010 MET
Laboratory: Pace Analytical Services - Asheville

Associated Lab Samples: 92494139001

METHOD BLANK: 2993776 Matrix: Water
Associated Lab Samples: 92494139001

Parameter	Units	Blank Result	Reporting Limit	Analyzed	Qualifiers
Lead	ug/L	ND	5.0	09/07/20 18:15	

LABORATORY CONTROL SAMPLE: 2993777

Parameter	Units	Spike Conc.	LCS Result	LCS % Rec	% Rec Limits	Qualifiers
Lead	ug/L	500	490	98	80-120	

MATRIX SPIKE & MATRIX SPIKE DUPLICATE: 2993778 2993779

Parameter	Units	92494126001 Result	MS Spike Conc.	MSD Spike Conc.	MS Result	MSD Result	MS % Rec	MSD % Rec	% Rec Limits	RPD	Qual
Lead	ug/L	ND	500	500	519	514	104	103	75-125	1	

Results presented on this page are in the units indicated by the "Units" column except where an alternate unit is presented to the right of the result.

REPORT OF LABORATORY ANALYSIS

This report shall not be reproduced, except in full,
without the written consent of Pace Analytical Services, LLC.

Pace Analytical Services, LLC
9800 Kincey Ave. Suite 100
Huntersville, NC 28078
(704)875-9092

QUALITY CONTROL DATA

Project: 2020-LI-2448
Pace Project No.: 92494139

QC Batch: 564452
QC Batch Method: SM 6200B
Analysis Method: SM 6200B
Analysis Description: 6200B MSV
Laboratory: Pace Analytical Services - Charlotte

Associated Lab Samples: 92494139001

METHOD BLANK: 2992221 Matrix: Water
Associated Lab Samples: 92494139001

Parameter	Units	Blank Result	Reporting Limit	Analyzed	Qualifiers
1,1,1,2-Tetrachloroethane	ug/L	ND	0.50	09/05/20 02:12	
1,1,1-Trichloroethane	ug/L	ND	0.50	09/05/20 02:12	
1,1,2,2-Tetrachloroethane	ug/L	ND	0.50	09/05/20 02:12	
1,1,2-Trichloroethane	ug/L	ND	0.50	09/05/20 02:12	
1,1-Dichloroethane	ug/L	ND	0.50	09/05/20 02:12	
1,1-Dichloroethene	ug/L	ND	0.50	09/05/20 02:12	
1,1-Dichloropropene	ug/L	ND	0.50	09/05/20 02:12	
1,2,3-Trichlorobenzene	ug/L	ND	2.0	09/05/20 02:12	
1,2,3-Trichloropropane	ug/L	ND	0.50	09/05/20 02:12	
1,2,4-Trichlorobenzene	ug/L	ND	2.0	09/05/20 02:12	
1,2,4-Trimethylbenzene	ug/L	ND	0.50	09/05/20 02:12	
1,2-Dibromo-3-chloropropane	ug/L	ND	1.0	09/05/20 02:12	
1,2-Dibromoethane (EDB)	ug/L	ND	0.50	09/05/20 02:12	
1,2-Dichlorobenzene	ug/L	ND	0.50	09/05/20 02:12	
1,2-Dichloroethane	ug/L	ND	0.50	09/05/20 02:12	
1,2-Dichloropropane	ug/L	ND	0.50	09/05/20 02:12	
1,3,5-Trimethylbenzene	ug/L	ND	0.50	09/05/20 02:12	
1,3-Dichlorobenzene	ug/L	ND	0.50	09/05/20 02:12	
1,3-Dichloropropane	ug/L	ND	0.50	09/05/20 02:12	
1,4-Dichlorobenzene	ug/L	ND	0.50	09/05/20 02:12	
2,2-Dichloropropane	ug/L	ND	0.50	09/05/20 02:12	
2-Chlorotoluene	ug/L	ND	0.50	09/05/20 02:12	
4-Chlorotoluene	ug/L	ND	0.50	09/05/20 02:12	
Benzene	ug/L	ND	0.50	09/05/20 02:12	
Bromobenzene	ug/L	ND	0.50	09/05/20 02:12	
Bromochloromethane	ug/L	ND	0.50	09/05/20 02:12	
Bromodichloromethane	ug/L	ND	0.50	09/05/20 02:12	
Bromoform	ug/L	ND	0.50	09/05/20 02:12	
Bromomethane	ug/L	ND	5.0	09/05/20 02:12	
Carbon tetrachloride	ug/L	ND	0.50	09/05/20 02:12	
Chlorobenzene	ug/L	ND	0.50	09/05/20 02:12	
Chloroethane	ug/L	ND	1.0	09/05/20 02:12	
Chloroform	ug/L	ND	0.50	09/05/20 02:12	
Chloromethane	ug/L	ND	1.0	09/05/20 02:12	
cis-1,2-Dichloroethene	ug/L	ND	0.50	09/05/20 02:12	
cis-1,3-Dichloropropene	ug/L	ND	0.50	09/05/20 02:12	
Dibromochloromethane	ug/L	ND	0.50	09/05/20 02:12	
Dibromomethane	ug/L	ND	0.50	09/05/20 02:12	
Dichlorodifluoromethane	ug/L	ND	0.50	09/05/20 02:12	
Diisopropyl ether	ug/L	ND	0.50	09/05/20 02:12	

Results presented on this page are in the units indicated by the "Units" column except where an alternate unit is presented to the right of the result.

REPORT OF LABORATORY ANALYSIS

This report shall not be reproduced, except in full,
without the written consent of Pace Analytical Services, LLC.

Pace Analytical Services, LLC
9800 Kincey Ave. Suite 100
Huntersville, NC 28078
(704)875-9092

QUALITY CONTROL DATA

Project: 2020-LI-2448
Pace Project No.: 92494139

METHOD BLANK: 2992221 Matrix: Water
Associated Lab Samples: 92494139001

Parameter	Units	Blank Result	Reporting Limit	Analyzed	Qualifiers
Ethylbenzene	ug/L	ND	0.50	09/05/20 02:12	
Hexachloro-1,3-butadiene	ug/L	ND	2.0	09/05/20 02:12	
Isopropylbenzene (Cumene)	ug/L	ND	0.50	09/05/20 02:12	
m&p-Xylene	ug/L	ND	1.0	09/05/20 02:12	
Methyl-tert-butyl ether	ug/L	ND	0.50	09/05/20 02:12	
Methylene Chloride	ug/L	ND	2.0	09/05/20 02:12	
n-Butylbenzene	ug/L	ND	0.50	09/05/20 02:12	
n-Propylbenzene	ug/L	ND	0.50	09/05/20 02:12	
Naphthalene	ug/L	ND	2.0	09/05/20 02:12	
o-Xylene	ug/L	ND	0.50	09/05/20 02:12	
sec-Butylbenzene	ug/L	ND	0.50	09/05/20 02:12	
Styrene	ug/L	ND	0.50	09/05/20 02:12	
tert-Butylbenzene	ug/L	ND	0.50	09/05/20 02:12	
Tetrachloroethene	ug/L	ND	0.50	09/05/20 02:12	
Toluene	ug/L	ND	0.50	09/05/20 02:12	
trans-1,2-Dichloroethene	ug/L	ND	0.50	09/05/20 02:12	
trans-1,3-Dichloropropene	ug/L	ND	0.50	09/05/20 02:12	
Trichloroethene	ug/L	ND	0.50	09/05/20 02:12	
Trichlorofluoromethane	ug/L	ND	1.0	09/05/20 02:12	
Vinyl chloride	ug/L	ND	1.0	09/05/20 02:12	
1,2-Dichloroethane-d4 (S)	%	101	70-130	09/05/20 02:12	
4-Bromofluorobenzene (S)	%	102	70-130	09/05/20 02:12	
Toluene-d8 (S)	%	103	70-130	09/05/20 02:12	

LABORATORY CONTROL SAMPLE: 2992222

Parameter	Units	Spike Conc.	LCS Result	LCS % Rec	% Rec Limits	Qualifiers
1,1,1,2-Tetrachloroethane	ug/L	50	54.8	110	60-140	
1,1,1-Trichloroethane	ug/L	50	56.6	113	60-140	
1,1,2,2-Tetrachloroethane	ug/L	50	50.9	102	60-140	
1,1,2-Trichloroethane	ug/L	50	54.0	108	60-140	
1,1-Dichloroethane	ug/L	50	50.7	101	60-140	
1,1-Dichloroethene	ug/L	50	51.2	102	60-140	
1,1-Dichloropropene	ug/L	50	52.5	105	60-140	
1,2,3-Trichlorobenzene	ug/L	50	53.2	106	60-140	
1,2,3-Trichloropropane	ug/L	50	52.1	104	60-140	
1,2,4-Trichlorobenzene	ug/L	50	53.7	107	60-140	
1,2,4-Trimethylbenzene	ug/L	50	50.1	100	60-140	
1,2-Dibromo-3-chloropropane	ug/L	50	47.3	95	60-140	
1,2-Dibromoethane (EDB)	ug/L	50	53.6	107	60-140	
1,2-Dichlorobenzene	ug/L	50	49.3	99	60-140	
1,2-Dichloroethane	ug/L	50	46.1	92	60-140	
1,2-Dichloropropane	ug/L	50	51.4	103	60-140	
1,3,5-Trimethylbenzene	ug/L	50	50.1	100	60-140	

Results presented on this page are in the units indicated by the "Units" column except where an alternate unit is presented to the right of the result.

REPORT OF LABORATORY ANALYSIS

This report shall not be reproduced, except in full,
without the written consent of Pace Analytical Services, LLC.

Pace Analytical Services, LLC
9800 Kincey Ave. Suite 100
Huntersville, NC 28078
(704)875-9092

QUALITY CONTROL DATA

Project: 2020-LI-2448
Pace Project No.: 92494139

LABORATORY CONTROL SAMPLE: 2992222

Parameter	Units	Spike Conc.	LCS Result	LCS % Rec	% Rec Limits	Qualifiers
1,3-Dichlorobenzene	ug/L	50	50.9	102	60-140	
1,3-Dichloropropane	ug/L	50	53.3	107	60-140	
1,4-Dichlorobenzene	ug/L	50	50.1	100	60-140	
2,2-Dichloropropane	ug/L	50	50.6	101	60-140	
2-Chlorotoluene	ug/L	50	50.4	101	60-140	
4-Chlorotoluene	ug/L	50	48.5	97	60-140	
Benzene	ug/L	50	48.9	98	60-140	
Bromobenzene	ug/L	50	51.2	102	60-140	
Bromochloromethane	ug/L	50	53.4	107	60-140	
Bromodichloromethane	ug/L	50	49.1	98	60-140	
Bromoform	ug/L	50	43.8	88	60-140	
Bromomethane	ug/L	50	59.6	119	60-140	
Carbon tetrachloride	ug/L	50	54.7	109	60-140	
Chlorobenzene	ug/L	50	48.2	96	60-140	
Chloroethane	ug/L	50	45.9	92	60-140	
Chloroform	ug/L	50	49.8	100	60-140	
Chloromethane	ug/L	50	42.0	84	60-140	
cis-1,2-Dichloroethene	ug/L	50	49.4	99	60-140	
cis-1,3-Dichloropropene	ug/L	50	57.5	115	60-140	
Dibromochloromethane	ug/L	50	47.0	94	60-140	
Dibromomethane	ug/L	50	52.3	105	60-140	
Dichlorodifluoromethane	ug/L	50	46.3	93	60-140	
Diisopropyl ether	ug/L	50	51.1	102	60-140	
Ethylbenzene	ug/L	50	48.3	97	60-140	
Hexachloro-1,3-butadiene	ug/L	50	49.1	98	60-140	
Isopropylbenzene (Cumene)	ug/L	50	49.0	98	60-140	
m&p-Xylene	ug/L	100	97.2	97	60-140	
Methyl-tert-butyl ether	ug/L	50	53.1	106	60-140	
Methylene Chloride	ug/L	50	51.4	103	60-140	
n-Butylbenzene	ug/L	50	50.5	101	60-140	
n-Propylbenzene	ug/L	50	48.8	98	60-140	
Naphthalene	ug/L	50	53.9	108	60-140	
o-Xylene	ug/L	50	48.7	97	60-140	
sec-Butylbenzene	ug/L	50	49.8	100	60-140	
Styrene	ug/L	50	50.7	101	60-140	
tert-Butylbenzene	ug/L	50	43.1	86	60-140	
Tetrachloroethene	ug/L	50	48.9	98	60-140	
Toluene	ug/L	50	47.1	94	60-140	
trans-1,2-Dichloroethene	ug/L	50	51.6	103	60-140	
trans-1,3-Dichloropropene	ug/L	50	55.9	112	60-140	
Trichloroethene	ug/L	50	54.3	109	60-140	
Trichlorofluoromethane	ug/L	50	45.0	90	60-140	
Vinyl chloride	ug/L	50	45.9	92	60-140	
1,2-Dichloroethane-d4 (S)	%			101	70-130	
4-Bromofluorobenzene (S)	%			100	70-130	
Toluene-d8 (S)	%			99	70-130	

Results presented on this page are in the units indicated by the "Units" column except where an alternate unit is presented to the right of the result.

REPORT OF LABORATORY ANALYSIS

This report shall not be reproduced, except in full,
without the written consent of Pace Analytical Services, LLC.

Pace Analytical Services, LLC
9800 Kincey Ave. Suite 100
Huntersville, NC 28078
(704)875-9092

QUALITY CONTROL DATA

Project: 2020-LI-2448
Pace Project No.: 92494139

MATRIX SPIKE & MATRIX SPIKE DUPLICATE: 2992223 2992224

Parameter	Units	92493560011 Result	MS Spike Conc.	MSD Spike Conc.	MS Result	MSD Result	MS % Rec	MSD % Rec	% Rec Limits	RPD	Qual
1,1,1,2-Tetrachloroethane	ug/L	ND	20	20	22.1	21.4	110	107	60-140	3	
1,1,1-Trichloroethane	ug/L	ND	20	20	26.5	25.5	133	128	60-140	4	
1,1,2,2-Tetrachloroethane	ug/L	ND	20	20	22.1	21.3	111	106	60-140	4	
1,1,2-Trichloroethane	ug/L	ND	20	20	22.9	22.7	114	113	60-140	1	
1,1-Dichloroethane	ug/L	ND	20	20	25.5	24.0	128	120	60-140	6	
1,1-Dichloroethene	ug/L	ND	20	20	26.8	25.1	134	126	60-140	7	
1,1-Dichloropropene	ug/L	ND	20	20	25.8	24.9	129	124	60-140	4	
1,2,3-Trichlorobenzene	ug/L	ND	20	20	23.8	23.2	119	116	60-140	3	
1,2,3-Trichloropropane	ug/L	ND	20	20	23.4	22.4	117	112	60-140	4	
1,2,4-Trichlorobenzene	ug/L	ND	20	20	24.7	23.4	123	117	60-140	5	
1,2,4-Trimethylbenzene	ug/L	ND	20	20	23.1	21.9	115	109	60-140	5	
1,2-Dibromo-3-chloropropane	ug/L	ND	20	20	18.7	17.9	94	90	60-140	4	
1,2-Dibromoethane (EDB)	ug/L	ND	20	20	24.2	22.2	121	111	60-140	9	
1,2-Dichlorobenzene	ug/L	ND	20	20	22.8	21.3	114	107	60-140	7	
1,2-Dichloroethane	ug/L	ND	20	20	22.5	21.4	113	107	60-140	5	
1,2-Dichloropropane	ug/L	ND	20	20	24.6	23.4	123	117	60-140	5	
1,3,5-Trimethylbenzene	ug/L	ND	20	20	23.4	21.9	117	110	60-140	6	
1,3-Dichlorobenzene	ug/L	ND	20	20	23.9	22.4	119	112	60-140	6	
1,3-Dichloropropane	ug/L	ND	20	20	23.8	22.9	119	114	60-140	4	
1,4-Dichlorobenzene	ug/L	ND	20	20	22.6	22.1	113	110	60-140	2	
2,2-Dichloropropane	ug/L	ND	20	20	23.9	22.3	120	112	60-140	7	
2-Chlorotoluene	ug/L	ND	20	20	23.8	22.0	119	110	60-140	8	
4-Chlorotoluene	ug/L	ND	20	20	22.5	21.7	112	108	60-140	4	
Benzene	ug/L	ND	20	20	23.3	22.7	117	113	60-140	3	
Bromobenzene	ug/L	ND	20	20	23.1	21.4	115	107	60-140	8	
Bromochloromethane	ug/L	ND	20	20	25.2	24.0	126	120	60-140	5	
Bromodichloromethane	ug/L	ND	20	20	21.4	21.3	107	107	60-140	0	
Bromoform	ug/L	ND	20	20	18.8	18.4	94	92	60-140	2	
Bromomethane	ug/L	ND	20	20	29.9	29.4	149	147	60-140	1	M1
Carbon tetrachloride	ug/L	ND	20	20	24.3	23.3	122	116	60-140	4	
Chlorobenzene	ug/L	ND	20	20	22.3	21.5	111	107	60-140	4	
Chloroethane	ug/L	ND	20	20	25.6	24.4	128	122	60-140	5	
Chloroform	ug/L	ND	20	20	24.3	22.7	122	114	60-140	7	
Chloromethane	ug/L	ND	20	20	24.2	23.1	121	115	60-140	5	
cis-1,2-Dichloroethene	ug/L	ND	20	20	25.1	23.2	126	116	60-140	8	
cis-1,3-Dichloropropene	ug/L	ND	20	20	25.0	23.7	125	119	60-140	5	
Dibromochloromethane	ug/L	ND	20	20	20.9	20.2	104	101	60-140	3	
Dibromomethane	ug/L	ND	20	20	24.1	21.9	120	109	60-140	10	
Dichlorodifluoromethane	ug/L	ND	20	20	19.9	18.8	100	94	60-140	6	
Diisopropyl ether	ug/L	ND	20	20	23.2	22.3	116	112	60-140	4	
Ethylbenzene	ug/L	ND	20	20	23.0	21.6	115	108	60-140	6	
Hexachloro-1,3-butadiene	ug/L	ND	20	20	29.0	24.1	145	120	60-140	19	M1
Isopropylbenzene (Cumene)	ug/L	ND	20	20	23.0	22.4	115	112	60-140	2	
m&p-Xylene	ug/L	ND	40	40	45.7	44.7	114	112	60-140	2	
Methyl-tert-butyl ether	ug/L	ND	20	20	23.4	21.9	117	109	60-140	7	
Methylene Chloride	ug/L	ND	20	20	26.0	24.3	130	121	60-140	7	

Results presented on this page are in the units indicated by the "Units" column except where an alternate unit is presented to the right of the result.

REPORT OF LABORATORY ANALYSIS

This report shall not be reproduced, except in full,
without the written consent of Pace Analytical Services, LLC.

Pace Analytical Services, LLC
9800 Kincey Ave. Suite 100
Huntersville, NC 28078
(704)875-9092

QUALITY CONTROL DATA

Project: 2020-LI-2448
Pace Project No.: 92494139

MATRIX SPIKE & MATRIX SPIKE DUPLICATE: 2992223 2992224

Parameter	Units	92493560011 Result	MS Spike Conc.	MSD Spike Conc.	MS Result	MSD Result	MS % Rec	MSD % Rec	% Rec Limits	RPD	Qual
n-Butylbenzene	ug/L	ND	20	20	25.8	23.8	129	119	60-140	8	
n-Propylbenzene	ug/L	ND	20	20	23.0	22.3	115	112	60-140	3	
Naphthalene	ug/L	ND	20	20	22.6	21.5	113	108	60-140	5	
o-Xylene	ug/L	ND	20	20	23.1	21.8	116	109	60-140	6	
sec-Butylbenzene	ug/L	ND	20	20	24.4	23.2	122	116	60-140	5	
Styrene	ug/L	ND	20	20	23.6	22.4	118	112	60-140	5	
tert-Butylbenzene	ug/L	ND	20	20	20.9	19.6	104	98	60-140	6	
Tetrachloroethene	ug/L	ND	20	20	23.2	21.4	116	107	60-140	8	
Toluene	ug/L	ND	20	20	22.4	21.2	112	106	60-140	6	
trans-1,2-Dichloroethene	ug/L	ND	20	20	26.2	25.1	131	125	60-140	5	
trans-1,3-Dichloropropene	ug/L	ND	20	20	23.0	21.4	115	107	60-140	7	
Trichloroethene	ug/L	ND	20	20	26.1	25.3	131	126	60-140	3	
Trichlorofluoromethane	ug/L	ND	20	20	23.9	22.2	119	111	60-140	7	
Vinyl chloride	ug/L	ND	20	20	22.7	21.1	113	105	60-140	7	
1,2-Dichloroethane-d4 (S)	%						102	103	70-130		
4-Bromofluorobenzene (S)	%						103	103	70-130		
Toluene-d8 (S)	%						100	99	70-130		

Results presented on this page are in the units indicated by the "Units" column except where an alternate unit is presented to the right of the result.

REPORT OF LABORATORY ANALYSIS

This report shall not be reproduced, except in full,
without the written consent of Pace Analytical Services, LLC.

Pace Analytical Services, LLC
9800 Kincey Ave. Suite 100
Huntersville, NC 28078
(704)875-9092

QUALIFIERS

Project: 2020-LI-2448
Pace Project No.: 92494139

DEFINITIONS

DF - Dilution Factor, if reported, represents the factor applied to the reported data due to dilution of the sample aliquot.

ND - Not Detected at or above adjusted reporting limit.

TNTC - Too Numerous To Count

J - Estimated concentration above the adjusted method detection limit and below the adjusted reporting limit.

MDL - Adjusted Method Detection Limit.

PQL - Practical Quantitation Limit.

RL - Reporting Limit - The lowest concentration value that meets project requirements for quantitative data with known precision and bias for a specific analyte in a specific matrix.

S - Surrogate

1,2-Diphenylhydrazine decomposes to and cannot be separated from Azobenzene using Method 8270. The result for each analyte is a combined concentration.

Consistent with EPA guidelines, unrounded data are displayed and have been used to calculate % recovery and RPD values.

LCS(D) - Laboratory Control Sample (Duplicate)

MS(D) - Matrix Spike (Duplicate)

DUP - Sample Duplicate

RPD - Relative Percent Difference

NC - Not Calculable.

SG - Silica Gel - Clean-Up

U - Indicates the compound was analyzed for, but not detected.

Acid preservation may not be appropriate for 2 Chloroethylvinyl ether.

A separate vial preserved to a pH of 4-5 is recommended in SW846 Chapter 4 for the analysis of Acrolein and Acrylonitrile by EPA Method 8260.

N-Nitrosodiphenylamine decomposes and cannot be separated from Diphenylamine using Method 8270. The result reported for each analyte is a combined concentration.

Pace Analytical is TNI accredited. Contact your Pace PM for the current list of accredited analytes.

TNI - The NELAC Institute.

ANALYTE QUALIFIERS

M1 Matrix spike recovery exceeded QC limits. Batch accepted based on laboratory control sample (LCS) recovery.

This report shall not be reproduced, except in full,
without the written consent of Pace Analytical Services, LLC.

Pace Analytical Services, LLC
9800 Kincey Ave. Suite 100
Huntersville, NC 28078
(704)875-9092

QUALITY CONTROL DATA CROSS REFERENCE TABLE

Project: 2020-LI-2448
Pace Project No.: 92494139

Lab ID	Sample ID	QC Batch Method	QC Batch	Analytical Method	Analytical Batch
92494139001	**13923_AC_RD**	MADEPV	1538814	MADEP VPH	1538814
92494139001	**13923_AC_RD**	EPA 3010A	564765	EPA 6010D	564778
92494139001	**13923_AC_RD**	SM 6200B	564452		

This report shall not be reproduced, except in full,
without the written consent of Pace Analytical Services, LLC.

Pace Analytical

CHAIN-OF-CUSTODY Analytical Request Document

Chain-of-Custody is a LEGAL DOCUMENT - Complete all relevent fields

LAB USE ... umber or

WO# : 92494139

92494139

Contain...

Company: Apex Companies

Address:

Billing Information:

Report To: Andrew Street

Email To: Andrew Street/Emily Little

Copy To:

Site Collection Info/Address: 13923 ACRD

Customer Project Name/Number: 2020-L1-2448

State: NC County/City: Huntersville Time Zone Collected: [ ] PT [ ] MT [ ] CT [✓] ET

Phone:
Email:

Site/Facility ID #:

Compliance Monitoring? [ ] Yes [ ] No

Collected By (print): Matthew Fraioli

Purchase Order #:
Quote #:

DW PWS ID #:
DW Location Code:

Collected By (signature): [signature]

Turnaround Date Required: ASAP

Immediately Packed on Ice: [✓] Yes [ ] No

Sample Disposal:
[ ] Dispose as appropriate [ ] Return
[ ] Archive: _____
[ ] Hold: _____

Rush: [✓] Same Day [ ] Next Day
[ ] 2 Day [ ] 3 Day [ ] 4 Day [ ] 5 Day
(Expedite Charges Apply)

Field Filtered (if applicable): [ ] Yes [ ] No
Analysis: _____

* Matrix Codes (Insert in Matrix box below): Drinking Water (DW), Ground Water (GW), Wastewater (WW), Product (P), Soil/Solid (SL), Oil (OL), Wipe (WP), Air (AR), Tissue (TS), Bioassay (B), Vapor (V), Other (OT)

** Preservative Types: (1) nitric acid, (2) sulfuric acid, (3) hydrochloric acid, (4) sodium hydroxide, (5) zinc acetate, (6) methanol, (7) sodium bisulfate, (8) sodium thiosulfate, (9) hexane, (A) ascorbic acid, (B) ammonium sulfate, (C) ammonium hydroxide, (D) TSP, (U) Unpreserved, (O) Other _____

Analyses

Customer Sample ID	Matrix *	Comp / Grab	Collected (or Composite Start) Date	Collected (or Composite Start) Time	Composite End Date	Composite End Time	Res Cl	# of Ctns	SM6200 B VOCs	Lead	MADEP VPH								Lab Profile/Line:
13923 ACRD	DW	G	09/03	1457				8	X	X	X								92494139 001

Lab Sample Receipt Checklist:

Custody Seals Present/Intact	Y (N) NA
Custody Signatures Present	(Y) N NA
Collector Signature Present	(Y) N NA
Bottles Intact	(Y) N NA
Correct Bottles	(Y) N NA
Sufficient Volume	(Y) N NA
Samples Received on Ice	(Y) N NA
VOA - Headspace Acceptable	(Y) N NA
USDA Regulated Soils	Y N (NA)
Samples in Holding Time	(Y) N NA
Residual Chlorine Present	Y N (NA)
Cl Strips:	
Sample pH Acceptable	(Y) N NA
pH Strips:	
Sulfide Present	Y N NA
Lead Acetate Strips:	

LAB USE ONLY:
Lab Sample # / Comments:

Customer Remarks / Special Conditions / Possible Hazards:

Type of Ice Used: (Wet) Blue Dry None

Packing Material Used: b. bags

Radchem sample(s) screened (<500 cpm): Y N (NA)

SHORT HOLDS PRESENT (<72 hours): Y (N) N/A

Lab Tracking #: 2539218

Samples received via: FEDEX UPS Client Courier (Pace Courier)

Lab Sample Temperature Info:
Temp Blank Received: Y (N) NA
Therm ID#: IR92T061
Cooler 1 Temp Upon Receipt: 1.0 oC
Cooler 1 Therm Corr. Factor: +0 oC
Cooler 1 Corrected Temp: 1.0 oC
Comments:

Relinquished by/Company: (Signature)	Date/Time:	Received by/Company: (Signature)	Date/Time:
[signature] / Apex	1830 09/03/20	[signature]	9-4-20 1108
[signature]	9-4-20 1344	AMP PACE	9-4-20 13:44

MTJL LAB USE ONLY
Table #:
Acctnum:
Template:
Prelogin:
PM:
PB:

Trip Blank Received: Y N NA
HCL MeOH TSP Other

Non Conformance(s): YES / NO

Page: _____ of: _____

***Check mark top half of box if pH and/or dechlorination is verified and within the acceptance range for preservation samples.**

Exceptions: VOA, Coliform, TOC, Oil and Grease, DRO/8015 (water) DOC, LLHg

****Bottom half of box is to list number of bottle**

Project # **WO# : 92494139**

PM: AMB Due Date: 09/05/20

CLIENT: 92-APEX MOOR

Item#	BP4U-125 mL Plastic Unpreserved (N/A) (Cl-)	BP3U-250 mL Plastic Unpreserved (N/A)	BP2U-500 mL Plastic Unpreserved (N/A)	BP1U-1 liter Plastic Unpreserved (N/A)	BP4S-125 mL Plastic H2SO4 (pH < 2) (Cl-)	BP3N-250 mL plastic HNO3 (pH < 2)	BP4Z-125 mL Plastic ZN Acetate & NaOH (>9)	BP4C-125 mL Plastic NaOH (pH > 12) (Cl-)	WGFU-Wide-mouthed Glass jar Unpreserved	AG1U-1 liter Amber Unpreserved (N/A) (Cl-)	AG1H-1 liter Amber HCl (pH < 2)	AG3U-250 mL Amber Unpreserved (N/A) (Cl-)	AG1S-1 liter Amber H2SO4 (pH < 2)	AG3S-250 mL Amber H2SO4 (pH < 2)	AG3A(DG3A)-250 mL Amber NH4Cl (N/A)(Cl-)	DG9H-40 mL VOA HCl (N/A)	VG9T-40 mL VOA Na2S2O3 (N/A)	VG9U-40 mL VOA Unp (N/A)	DG9P-40 mL VOA H3PO4 (N/A)	VOAK (6 vials per kit)-5035 kit (N/A)	V/GK (3 vials per kit)-VPH/Gas kit (N/A)	SP5T-125 mL Sterile Plastic (N/A – lab)	SP2T-250 mL Sterile Plastic (N/A – lab)		BP3A-250 mL Plastic (NH2)2SO4 (9.3-9.7)	AG0U-100 mL Amber Unpreserved vials (N/A)	VSGU-20 mL Scintillation vials (N/A)	DG9U-40 mL Amber Unpreserved vials (N/A)
1						1										1												
2																												
3																												
4																												
5																												
6																												
7																												
8																												
9																												
10																												
11																												
12																												

pH Adjustment Log for Preserved Samples

Sample ID	Type of Preservative	pH upon receipt	Date preservation adjusted	Time preservation adjusted	Amount of Preservative added	Lot #

Note: Whenever there is a discrepancy affecting North Carolina compliance samples, a copy of this form will be sent to the North Carolina DEHNR Certification Office (i.e. Out of hold, incorrect preservative, out of temp, incorrect containers.

Pace Analytical Services, LLC
9800 Kincey Ave. Suite 100
Huntersville, NC 28078
(704)875-9092

September 14, 2020

Andrew Street
Apex Companies - NC
5900 Northwoods Business Pkwy
Suite 5900-0
Charlotte, NC 28269

RE: Project: 2020-LI-2448
Pace Project No.: 92495051

Dear Andrew Street:

Enclosed are the analytical results for sample(s) received by the laboratory on September 11, 2020. The results relate only to the samples included in this report. Results reported herein conform to the applicable TNI/NELAC Standards and the laboratory's Quality Manual, where applicable, unless otherwise noted in the body of the report.

The test results provided in this final report were generated by each of the following laboratories within the Pace Network:

- Pace National - Mt. Juliet
- Pace Analytical Services - Asheville
- Pace Analytical Services - Charlotte

If you have any questions concerning this report, please feel free to contact me.

Sincerely,

Angela M. Baioni

Angela Baioni
angela.baioni@pacelabs.com
(704)875-9092
Project Manager

Enclosures

cc: J Culbreath, Colonial Pipeline Company
Robert Hughes, Colonial Pipeline
Margaret King, APEX Companies, LLC
Emily Little, Apex Companies
Jeff Morrison, Colonial Pipeline Company
Tom Naumann, APEX Companies - NC
Joe Nicolette, Montrose-EPS
Christopher Schultz, Apex Companies
J Tate, Colonial Pipeline Company
Alex Testoff, Montrose-EPS
Michael Verdon, Colonial Pipeline Company
JM Wyatt, Colonial Pipeline Company

REPORT OF LABORATORY ANALYSIS

This report shall not be reproduced, except in full,
without the written consent of Pace Analytical Services, LLC.

Pace Analytical Services, LLC
9800 Kincey Ave. Suite 100
Huntersville, NC 28078
(704)875-9092

CERTIFICATIONS

Project: 2020-LI-2448
Pace Project No.: 92495051

Pace Analytical Services National

12065 Lebanon Road, Mt. Juliet, TN 37122
Alabama Certification #: 40660
Alaska Certification 17-026
Arizona Certification #: AZ0612
Arkansas Certification #: 88-0469
California Certification #: 2932
Canada Certification #: 1461.01
Colorado Certification #: TN00003
Connecticut Certification #: PH-0197
DOD Certification: #1461.01
EPA# TN00003
Florida Certification #: E87487
Georgia DW Certification #: 923
Georgia Certification: NELAP
Idaho Certification #: TN00003
Illinois Certification #: 200008
Indiana Certification #: C-TN-01
Iowa Certification #: 364
Kansas Certification #: E-10277
Kentucky UST Certification #: 16
Kentucky Certification #: 90010
Louisiana Certification #: AI30792
Louisiana DW Certification #: LA180010
Maine Certification #: TN0002
Maryland Certification #: 324
Massachusetts Certification #: M-TN003
Michigan Certification #: 9958
Minnesota Certification #: 047-999-395
Mississippi Certification #: TN00003
Missouri Certification #: 340
Montana Certification #: CERT0086
Nebraska Certification #: NE-OS-15-05
Nevada Certification #: TN-03-2002-34
New Hampshire Certification #: 2975
New Jersey Certification #: TN002
New Mexico DW Certification
New York Certification #: 11742
North Carolina Aquatic Toxicity Certification #: 41
North Carolina Drinking Water Certification #: 21704
North Carolina Environmental Certificate #: 375
North Dakota Certification #: R-140
Ohio VAP Certification #: CL0069
Oklahoma Certification #: 9915
Oregon Certification #: TN200002
Pennsylvania Certification #: 68-02979
Rhode Island Certification #: LAO00356
South Carolina Certification #: 84004
South Dakota Certification
Tennessee DW/Chem/Micro Certification #: 2006
Texas Certification #: T 104704245-17-14
Texas Mold Certification #: LAB0152
USDA Soil Permit #: P330-15-00234
Utah Certification #: TN00003
Virginia Certification #: VT2006
Vermont Dept. of Health: ID# VT-2006
Virginia Certification #: 460132
Washington Certification #: C847
West Virginia Certification #: 233
Wisconsin Certification #: 9980939910
Wyoming UST Certification #: via A2LA 2926.01
A2LA-ISO 17025 Certification #: 1461.01
A2LA-ISO 17025 Certification #: 1461.02
AIHA-LAP/LLC EMLAP Certification #:100789

Pace Analytical Services Charlotte

9800 Kincey Ave. Ste 100, Huntersville, NC 28078
Louisiana/NELAP Certification # LA170028
North Carolina Drinking Water Certification #: 37706
North Carolina Field Services Certification #: 5342
North Carolina Wastewater Certification #: 12
South Carolina Certification #: 99006001
Florida/NELAP Certification #: E87627
Kentucky UST Certification #: 84
Virginia/VELAP Certification #: 460221

Pace Analytical Services Asheville

2225 Riverside Drive, Asheville, NC 28804
Florida/NELAP Certification #: E87648
Massachusetts Certification #: M-NC030
North Carolina Drinking Water Certification #: 37712
North Carolina Wastewater Certification #: 40
South Carolina Certification #: 99030001
Virginia/VELAP Certification #: 460222

REPORT OF LABORATORY ANALYSIS

This report shall not be reproduced, except in full,
without the written consent of Pace Analytical Services, LLC.

Pace Analytical Services, LLC
9800 Kincey Ave. Suite 100
Huntersville, NC 28078
(704)875-9092

SAMPLE ANALYTE COUNT

Project: 2020-LI-2448
Pace Project No.: 92495051

Lab ID	Sample ID	Method	Analysts	Analytes Reported	Laboratory
92495051001	**13937_AC_RD**	MADEP VPH	BMB	6	PAN
		EPA 6010D	DS	1	PASI-A
		SM 6200B	NSCQ	63	PASI-C

PAN = Pace National - Mt. Juliet
PASI-A = Pace Analytical Services - Asheville
PASI-C = Pace Analytical Services - Charlotte

This report shall not be reproduced, except in full,
without the written consent of Pace Analytical Services, LLC.

Pace Analytical Services, LLC
9800 Kincey Ave. Suite 100
Huntersville, NC 28078
(704)875-9092

ANALYTICAL RESULTS

Project: 2020-LI-2448
Pace Project No.: 92495051

Sample: 13937_AC_RD **Lab ID: 92495051001** Collected: 09/10/20 13:58 Received: 09/11/20 07:08 Matrix: Water

Parameters	Results	Units	Report Limit	DF	Prepared	Analyzed	CAS No.	Qual
MADEPV	Analytical Method: MADEP VPH Preparation Method: MADEPV Pace National - Mt. Juliet							
Aliphatic (C05-C08)	ND	ug/L	100	1	09/12/20 20:39	09/12/20 20:39		
Aliphatic (C09-C12)	ND	ug/L	100	1	09/12/20 20:39	09/12/20 20:39		
Aromatic (C09-C10),Unadjusted	ND	ug/L	100	1	09/12/20 20:39	09/12/20 20:39	TPHC9C10A	
Total VPH	ND	ug/L	100	1	09/12/20 20:39	09/12/20 20:39	VPH	
Surrogates								
2,5-Dibromotoluene (FID)	97.8	%	70.0-130	1	09/12/20 20:39	09/12/20 20:39	615-59-8FID	
2,5-Dibromotoluene (PID)	90.7	%	70.0-130	1	09/12/20 20:39	09/12/20 20:39	615-59-8PID	
6010 MET ICP	Analytical Method: EPA 6010D Preparation Method: EPA 3010A Pace Analytical Services - Asheville							
Lead	ND	ug/L	5.0	1	09/12/20 01:48	09/12/20 16:18	7439-92-1	
6200B MSV	Analytical Method: SM 6200B Pace Analytical Services - Charlotte							
Benzene	ND	ug/L	0.50	1		09/12/20 04:23	71-43-2	
Bromobenzene	ND	ug/L	0.50	1		09/12/20 04:23	108-86-1	
Bromochloromethane	ND	ug/L	0.50	1		09/12/20 04:23	74-97-5	
Bromodichloromethane	ND	ug/L	0.50	1		09/12/20 04:23	75-27-4	
Bromoform	ND	ug/L	0.50	1		09/12/20 04:23	75-25-2	
Bromomethane	ND	ug/L	5.0	1		09/12/20 04:23	74-83-9	
n-Butylbenzene	ND	ug/L	0.50	1		09/12/20 04:23	104-51-8	
sec-Butylbenzene	ND	ug/L	0.50	1		09/12/20 04:23	135-98-8	
tert-Butylbenzene	ND	ug/L	0.50	1		09/12/20 04:23	98-06-6	
Carbon tetrachloride	ND	ug/L	0.50	1		09/12/20 04:23	56-23-5	
Chlorobenzene	ND	ug/L	0.50	1		09/12/20 04:23	108-90-7	
Chloroethane	ND	ug/L	1.0	1		09/12/20 04:23	75-00-3	
Chloroform	ND	ug/L	0.50	1		09/12/20 04:23	67-66-3	
Chloromethane	ND	ug/L	1.0	1		09/12/20 04:23	74-87-3	
2-Chlorotoluene	ND	ug/L	0.50	1		09/12/20 04:23	95-49-8	
4-Chlorotoluene	ND	ug/L	0.50	1		09/12/20 04:23	106-43-4	
1,2-Dibromo-3-chloropropane	ND	ug/L	1.0	1		09/12/20 04:23	96-12-8	
Dibromochloromethane	ND	ug/L	0.50	1		09/12/20 04:23	124-48-1	
1,2-Dibromoethane (EDB)	ND	ug/L	0.50	1		09/12/20 04:23	106-93-4	
Dibromomethane	ND	ug/L	0.50	1		09/12/20 04:23	74-95-3	
1,2-Dichlorobenzene	ND	ug/L	0.50	1		09/12/20 04:23	95-50-1	
1,3-Dichlorobenzene	ND	ug/L	0.50	1		09/12/20 04:23	541-73-1	
1,4-Dichlorobenzene	ND	ug/L	0.50	1		09/12/20 04:23	106-46-7	
Dichlorodifluoromethane	ND	ug/L	0.50	1		09/12/20 04:23	75-71-8	
1,1-Dichloroethane	ND	ug/L	0.50	1		09/12/20 04:23	75-34-3	
1,2-Dichloroethane	ND	ug/L	0.50	1		09/12/20 04:23	107-06-2	
1,1-Dichloroethene	ND	ug/L	0.50	1		09/12/20 04:23	75-35-4	
cis-1,2-Dichloroethene	ND	ug/L	0.50	1		09/12/20 04:23	156-59-2	
trans-1,2-Dichloroethene	ND	ug/L	0.50	1		09/12/20 04:23	156-60-5	
1,2-Dichloropropane	ND	ug/L	0.50	1		09/12/20 04:23	78-87-5	
1,3-Dichloropropane	ND	ug/L	0.50	1		09/12/20 04:23	142-28-9	
2,2-Dichloropropane	ND	ug/L	0.50	1		09/12/20 04:23	594-20-7	

REPORT OF LABORATORY ANALYSIS

This report shall not be reproduced, except in full,
without the written consent of Pace Analytical Services, LLC.

Pace Analytical Services, LLC
9800 Kincey Ave. Suite 100
Huntersville, NC 28078
(704)875-9092

ANALYTICAL RESULTS

Project: 2020-LI-2448
Pace Project No.: 92495051

Sample: 13937_AC_RD **Lab ID: 92495051001** Collected: 09/10/20 13:58 Received: 09/11/20 07:08 Matrix: Water

Parameters	Results	Units	Report Limit	DF	Prepared	Analyzed	CAS No.	Qual
6200B MSV	Analytical Method: SM 6200B Pace Analytical Services - Charlotte							
1,1-Dichloropropene	ND	ug/L	0.50	1		09/12/20 04:23	563-58-6	
cis-1,3-Dichloropropene	ND	ug/L	0.50	1		09/12/20 04:23	10061-01-5	
trans-1,3-Dichloropropene	ND	ug/L	0.50	1		09/12/20 04:23	10061-02-6	
Diisopropyl ether	ND	ug/L	0.50	1		09/12/20 04:23	108-20-3	
Ethylbenzene	ND	ug/L	0.50	1		09/12/20 04:23	100-41-4	
Hexachloro-1,3-butadiene	ND	ug/L	2.0	1		09/12/20 04:23	87-68-3	
Isopropylbenzene (Cumene)	ND	ug/L	0.50	1		09/12/20 04:23	98-82-8	
Methylene Chloride	ND	ug/L	2.0	1		09/12/20 04:23	75-09-2	
Methyl-tert-butyl ether	ND	ug/L	0.50	1		09/12/20 04:23	1634-04-4	
Naphthalene	ND	ug/L	2.0	1		09/12/20 04:23	91-20-3	
n-Propylbenzene	ND	ug/L	0.50	1		09/12/20 04:23	103-65-1	
Styrene	ND	ug/L	0.50	1		09/12/20 04:23	100-42-5	
1,1,1,2-Tetrachloroethane	ND	ug/L	0.50	1		09/12/20 04:23	630-20-6	
1,1,2,2-Tetrachloroethane	ND	ug/L	0.50	1		09/12/20 04:23	79-34-5	
Tetrachloroethene	ND	ug/L	0.50	1		09/12/20 04:23	127-18-4	
Toluene	ND	ug/L	0.50	1		09/12/20 04:23	108-88-3	
1,2,3-Trichlorobenzene	ND	ug/L	2.0	1		09/12/20 04:23	87-61-6	
1,2,4-Trichlorobenzene	ND	ug/L	2.0	1		09/12/20 04:23	120-82-1	
1,1,1-Trichloroethane	ND	ug/L	0.50	1		09/12/20 04:23	71-55-6	
1,1,2-Trichloroethane	ND	ug/L	0.50	1		09/12/20 04:23	79-00-5	
Trichloroethene	ND	ug/L	0.50	1		09/12/20 04:23	79-01-6	
Trichlorofluoromethane	ND	ug/L	1.0	1		09/12/20 04:23	75-69-4	
1,2,3-Trichloropropane	ND	ug/L	0.50	1		09/12/20 04:23	96-18-4	
1,2,4-Trimethylbenzene	ND	ug/L	0.50	1		09/12/20 04:23	95-63-6	
1,3,5-Trimethylbenzene	ND	ug/L	0.50	1		09/12/20 04:23	108-67-8	
Vinyl chloride	ND	ug/L	1.0	1		09/12/20 04:23	75-01-4	
m&p-Xylene	ND	ug/L	1.0	1		09/12/20 04:23	179601-23-1	
o-Xylene	ND	ug/L	0.50	1		09/12/20 04:23	95-47-6	
Surrogates								
1,2-Dichloroethane-d4 (S)	89	%	70-130	1		09/12/20 04:23	17060-07-0	
4-Bromofluorobenzene (S)	95	%	70-130	1		09/12/20 04:23	460-00-4	
Toluene-d8 (S)	99	%	70-130	1		09/12/20 04:23	2037-26-5	

REPORT OF LABORATORY ANALYSIS

This report shall not be reproduced, except in full,
without the written consent of Pace Analytical Services, LLC.

Pace Analytical Services, LLC
9800 Kincey Ave. Suite 100
Huntersville, NC 28078
(704)875-9092

QUALITY CONTROL DATA

Project: 2020-LI-2448
Pace Project No.: 92495051

QC Batch: 1541991
QC Batch Method: MADEPV
Analysis Method: MADEP VPH
Analysis Description: MADEPV
Laboratory: Pace National - Mt. Juliet

Associated Lab Samples: 92495051001

METHOD BLANK: R3569753-1 Matrix: Water
Associated Lab Samples: 92495051001

Parameter	Units	Blank Result	Reporting Limit	Analyzed	Qualifiers
Aliphatic (C05-C08)	ug/L	ND	100	09/12/20 13:27	
Aliphatic (C09-C12)	ug/L	ND	100	09/12/20 13:27	
Aromatic (C09-C10),Unadjusted	ug/L	ND	100	09/12/20 13:27	
Total VPH	ug/L	ND	100	09/12/20 13:27	
2,5-Dibromotoluene (FID)	%	92.8	70.0-130	09/12/20 13:27	
2,5-Dibromotoluene (PID)	%	90	70.0-130	09/12/20 13:27	

LABORATORY CONTROL SAMPLE & LCSD: R3569753-2 R3569753-3

Parameter	Units	Spike Conc.	LCS Result	LCSD Result	LCS % Rec	LCSD % Rec	% Rec Limits	RPD	Max RPD	Qualifiers
Aliphatic (C05-C08)	ug/L	1200	1120	1090	93.3	90.8	70.0-130	2.71	25	
Aliphatic (C09-C12)	ug/L	1400	1190	1200	85.0	85.7	70.0-130	0.837	25	
Aromatic (C09-C10),Unadjusted	ug/L	200	155	150	77.5	75.0	70.0-130	3.28	25	
Total VPH	ug/L	2800	2470	2440	88.2	87.1	70.0-130	1.22	25	
2,5-Dibromotoluene (FID)	%				96.9	97.5	70.0-130			
2,5-Dibromotoluene (PID)	%				93.5	90.3	70.0-130			

Results presented on this page are in the units indicated by the "Units" column except where an alternate unit is presented to the right of the result.

REPORT OF LABORATORY ANALYSIS

This report shall not be reproduced, except in full,
without the written consent of Pace Analytical Services, LLC.

Pace Analytical Services, LLC
9800 Kincey Ave. Suite 100
Huntersville, NC 28078
(704)875-9092

QUALITY CONTROL DATA

Project: 2020-LI-2448
Pace Project No.: 92495051

QC Batch: 566001
QC Batch Method: EPA 3010A
Analysis Method: EPA 6010D
Analysis Description: 6010 MET
Laboratory: Pace Analytical Services - Asheville
Associated Lab Samples: 92495051001

METHOD BLANK: 2999937 Matrix: Water
Associated Lab Samples: 92495051001

Parameter	Units	Blank Result	Reporting Limit	Analyzed	Qualifiers
Lead	ug/L	ND	5.0	09/12/20 16:12	

LABORATORY CONTROL SAMPLE: 2999938

Parameter	Units	Spike Conc.	LCS Result	LCS % Rec	% Rec Limits	Qualifiers
Lead	ug/L	500	455	91	80-120	

MATRIX SPIKE & MATRIX SPIKE DUPLICATE: 2999939 2999940

Parameter	Units	92495051001 Result	MS Spike Conc.	MSD Spike Conc.	MS Result	MSD Result	MS % Rec	MSD % Rec	% Rec Limits	RPD	Qual
Lead	ug/L	ND	500	500	473	467	95	93	75-125	1	

Results presented on this page are in the units indicated by the "Units" column except where an alternate unit is presented to the right of the result.

REPORT OF LABORATORY ANALYSIS

This report shall not be reproduced, except in full,
without the written consent of Pace Analytical Services, LLC.

Pace Analytical Services, LLC
9800 Kincey Ave. Suite 100
Huntersville, NC 28078
(704)875-9092

QUALITY CONTROL DATA

Project: 2020-LI-2448
Pace Project No.: 92495051

QC Batch: 565946
QC Batch Method: SM 6200B
Analysis Method: SM 6200B
Analysis Description: 6200B MSV
Laboratory: Pace Analytical Services - Charlotte

Associated Lab Samples: 92495051001

METHOD BLANK: 2999437 Matrix: Water
Associated Lab Samples: 92495051001

Parameter	Units	Blank Result	Reporting Limit	Analyzed	Qualifiers
1,1,1,2-Tetrachloroethane	ug/L	ND	0.50	09/12/20 03:28	
1,1,1-Trichloroethane	ug/L	ND	0.50	09/12/20 03:28	
1,1,2,2-Tetrachloroethane	ug/L	ND	0.50	09/12/20 03:28	
1,1,2-Trichloroethane	ug/L	ND	0.50	09/12/20 03:28	
1,1-Dichloroethane	ug/L	ND	0.50	09/12/20 03:28	
1,1-Dichloroethene	ug/L	ND	0.50	09/12/20 03:28	
1,1-Dichloropropene	ug/L	ND	0.50	09/12/20 03:28	
1,2,3-Trichlorobenzene	ug/L	ND	2.0	09/12/20 03:28	
1,2,3-Trichloropropane	ug/L	ND	0.50	09/12/20 03:28	
1,2,4-Trichlorobenzene	ug/L	ND	2.0	09/12/20 03:28	
1,2,4-Trimethylbenzene	ug/L	ND	0.50	09/12/20 03:28	
1,2-Dibromo-3-chloropropane	ug/L	ND	1.0	09/12/20 03:28	
1,2-Dibromoethane (EDB)	ug/L	ND	0.50	09/12/20 03:28	
1,2-Dichlorobenzene	ug/L	ND	0.50	09/12/20 03:28	
1,2-Dichloroethane	ug/L	ND	0.50	09/12/20 03:28	
1,2-Dichloropropane	ug/L	ND	0.50	09/12/20 03:28	
1,3,5-Trimethylbenzene	ug/L	ND	0.50	09/12/20 03:28	
1,3-Dichlorobenzene	ug/L	ND	0.50	09/12/20 03:28	
1,3-Dichloropropane	ug/L	ND	0.50	09/12/20 03:28	
1,4-Dichlorobenzene	ug/L	ND	0.50	09/12/20 03:28	
2,2-Dichloropropane	ug/L	ND	0.50	09/12/20 03:28	
2-Chlorotoluene	ug/L	ND	0.50	09/12/20 03:28	
4-Chlorotoluene	ug/L	ND	0.50	09/12/20 03:28	
Benzene	ug/L	ND	0.50	09/12/20 03:28	
Bromobenzene	ug/L	ND	0.50	09/12/20 03:28	
Bromochloromethane	ug/L	ND	0.50	09/12/20 03:28	
Bromodichloromethane	ug/L	ND	0.50	09/12/20 03:28	
Bromoform	ug/L	ND	0.50	09/12/20 03:28	
Bromomethane	ug/L	ND	5.0	09/12/20 03:28	
Carbon tetrachloride	ug/L	ND	0.50	09/12/20 03:28	
Chlorobenzene	ug/L	ND	0.50	09/12/20 03:28	
Chloroethane	ug/L	ND	1.0	09/12/20 03:28	
Chloroform	ug/L	ND	0.50	09/12/20 03:28	
Chloromethane	ug/L	ND	1.0	09/12/20 03:28	
cis-1,2-Dichloroethene	ug/L	ND	0.50	09/12/20 03:28	
cis-1,3-Dichloropropene	ug/L	ND	0.50	09/12/20 03:28	
Dibromochloromethane	ug/L	ND	0.50	09/12/20 03:28	
Dibromomethane	ug/L	ND	0.50	09/12/20 03:28	
Dichlorodifluoromethane	ug/L	ND	0.50	09/12/20 03:28	
Diisopropyl ether	ug/L	ND	0.50	09/12/20 03:28	

Results presented on this page are in the units indicated by the "Units" column except where an alternate unit is presented to the right of the result.

REPORT OF LABORATORY ANALYSIS

This report shall not be reproduced, except in full,
without the written consent of Pace Analytical Services, LLC.

Pace Analytical Services, LLC
9800 Kincey Ave. Suite 100
Huntersville, NC 28078
(704)875-9092

QUALITY CONTROL DATA

Project: 2020-LI-2448
Pace Project No.: 92495051

METHOD BLANK: 2999437 Matrix: Water
Associated Lab Samples: 92495051001

Parameter	Units	Blank Result	Reporting Limit	Analyzed	Qualifiers
Ethylbenzene	ug/L	ND	0.50	09/12/20 03:28	
Hexachloro-1,3-butadiene	ug/L	ND	2.0	09/12/20 03:28	
Isopropylbenzene (Cumene)	ug/L	ND	0.50	09/12/20 03:28	
m&p-Xylene	ug/L	ND	1.0	09/12/20 03:28	
Methyl-tert-butyl ether	ug/L	ND	0.50	09/12/20 03:28	
Methylene Chloride	ug/L	ND	2.0	09/12/20 03:28	
n-Butylbenzene	ug/L	ND	0.50	09/12/20 03:28	
n-Propylbenzene	ug/L	ND	0.50	09/12/20 03:28	
Naphthalene	ug/L	ND	2.0	09/12/20 03:28	
o-Xylene	ug/L	ND	0.50	09/12/20 03:28	
sec-Butylbenzene	ug/L	ND	0.50	09/12/20 03:28	
Styrene	ug/L	ND	0.50	09/12/20 03:28	
tert-Butylbenzene	ug/L	ND	0.50	09/12/20 03:28	
Tetrachloroethene	ug/L	ND	0.50	09/12/20 03:28	
Toluene	ug/L	ND	0.50	09/12/20 03:28	
trans-1,2-Dichloroethene	ug/L	ND	0.50	09/12/20 03:28	
trans-1,3-Dichloropropene	ug/L	ND	0.50	09/12/20 03:28	
Trichloroethene	ug/L	ND	0.50	09/12/20 03:28	
Trichlorofluoromethane	ug/L	ND	1.0	09/12/20 03:28	
Vinyl chloride	ug/L	ND	1.0	09/12/20 03:28	
1,2-Dichloroethane-d4 (S)	%	91	70-130	09/12/20 03:28	
4-Bromofluorobenzene (S)	%	95	70-130	09/12/20 03:28	
Toluene-d8 (S)	%	100	70-130	09/12/20 03:28	

LABORATORY CONTROL SAMPLE: 2999438

Parameter	Units	Spike Conc.	LCS Result	LCS % Rec	% Rec Limits	Qualifiers
1,1,1,2-Tetrachloroethane	ug/L	50	52.5	105	60-140	
1,1,1-Trichloroethane	ug/L	50	48.3	97	60-140	
1,1,2,2-Tetrachloroethane	ug/L	50	50.7	101	60-140	
1,1,2-Trichloroethane	ug/L	50	50.4	101	60-140	
1,1-Dichloroethane	ug/L	50	48.4	97	60-140	
1,1-Dichloroethene	ug/L	50	50.7	101	60-140	
1,1-Dichloropropene	ug/L	50	51.2	102	60-140	
1,2,3-Trichlorobenzene	ug/L	50	53.9	108	60-140	
1,2,3-Trichloropropane	ug/L	50	49.2	98	60-140	
1,2,4-Trichlorobenzene	ug/L	50	55.3	111	60-140	
1,2,4-Trimethylbenzene	ug/L	50	52.8	106	60-140	
1,2-Dibromo-3-chloropropane	ug/L	50	51.0	102	60-140	
1,2-Dibromoethane (EDB)	ug/L	50	54.1	108	60-140	
1,2-Dichlorobenzene	ug/L	50	53.4	107	60-140	
1,2-Dichloroethane	ug/L	50	40.8	82	60-140	
1,2-Dichloropropane	ug/L	50	52.6	105	60-140	
1,3,5-Trimethylbenzene	ug/L	50	52.8	106	60-140	

Results presented on this page are in the units indicated by the "Units" column except where an alternate unit is presented to the right of the result.

REPORT OF LABORATORY ANALYSIS

This report shall not be reproduced, except in full,
without the written consent of Pace Analytical Services, LLC.

Pace Analytical Services, LLC
9800 Kincey Ave. Suite 100
Huntersville, NC 28078
(704)875-9092

QUALITY CONTROL DATA

Project: 2020-LI-2448
Pace Project No.: 92495051

LABORATORY CONTROL SAMPLE: 2999438

Parameter	Units	Spike Conc.	LCS Result	LCS % Rec	% Rec Limits	Qualifiers
1,3-Dichlorobenzene	ug/L	50	53.6	107	60-140	
1,3-Dichloropropane	ug/L	50	54.3	109	60-140	
1,4-Dichlorobenzene	ug/L	50	53.2	106	60-140	
2,2-Dichloropropane	ug/L	50	46.1	92	60-140	
2-Chlorotoluene	ug/L	50	53.7	107	60-140	
4-Chlorotoluene	ug/L	50	52.1	104	60-140	
Benzene	ug/L	50	51.7	103	60-140	
Bromobenzene	ug/L	50	52.7	105	60-140	
Bromochloromethane	ug/L	50	50.2	100	60-140	
Bromodichloromethane	ug/L	50	46.1	92	60-140	
Bromoform	ug/L	50	50.3	101	60-140	
Bromomethane	ug/L	50	47.4	95	60-140	
Carbon tetrachloride	ug/L	50	52.2	104	60-140	
Chlorobenzene	ug/L	50	53.1	106	60-140	
Chloroethane	ug/L	50	35.7	71	60-140	
Chloroform	ug/L	50	46.4	93	60-140	
Chloromethane	ug/L	50	51.0	102	60-140	
cis-1,2-Dichloroethene	ug/L	50	47.2	94	60-140	
cis-1,3-Dichloropropene	ug/L	50	53.0	106	60-140	
Dibromochloromethane	ug/L	50	52.1	104	60-140	
Dibromomethane	ug/L	50	50.7	101	60-140	
Dichlorodifluoromethane	ug/L	50	55.0	110	60-140	
Diisopropyl ether	ug/L	50	46.8	94	60-140	
Ethylbenzene	ug/L	50	53.3	107	60-140	
Hexachloro-1,3-butadiene	ug/L	50	56.1	112	60-140	
Isopropylbenzene (Cumene)	ug/L	50	54.1	108	60-140	
m&p-Xylene	ug/L	100	104	104	60-140	
Methyl-tert-butyl ether	ug/L	50	47.0	94	60-140	
Methylene Chloride	ug/L	50	43.0	86	60-140	
n-Butylbenzene	ug/L	50	54.1	108	60-140	
n-Propylbenzene	ug/L	50	54.3	109	60-140	
Naphthalene	ug/L	50	54.1	108	60-140	
o-Xylene	ug/L	50	52.6	105	60-140	
sec-Butylbenzene	ug/L	50	55.0	110	60-140	
Styrene	ug/L	50	54.9	110	60-140	
tert-Butylbenzene	ug/L	50	45.2	90	60-140	
Tetrachloroethene	ug/L	50	55.0	110	60-140	
Toluene	ug/L	50	50.6	101	60-140	
trans-1,2-Dichloroethene	ug/L	50	48.7	97	60-140	
trans-1,3-Dichloropropene	ug/L	50	49.1	98	60-140	
Trichloroethene	ug/L	50	53.5	107	60-140	
Trichlorofluoromethane	ug/L	50	50.2	100	60-140	
Vinyl chloride	ug/L	50	54.0	108	60-140	
1,2-Dichloroethane-d4 (S)	%			82	70-130	
4-Bromofluorobenzene (S)	%			98	70-130	
Toluene-d8 (S)	%			96	70-130	

Results presented on this page are in the units indicated by the "Units" column except where an alternate unit is presented to the right of the result.

REPORT OF LABORATORY ANALYSIS

This report shall not be reproduced, except in full,
without the written consent of Pace Analytical Services, LLC.

Pace Analytical Services, LLC
9800 Kincey Ave. Suite 100
Huntersville, NC 28078
(704)875-9092

QUALITY CONTROL DATA

Project: 2020-LI-2448
Pace Project No.: 92495051

MATRIX SPIKE & MATRIX SPIKE DUPLICATE: 2999439 2999440

Parameter	Units	92495067001 Result	MS Spike Conc.	MSD Spike Conc.	MS Result	MSD Result	MS % Rec	MSD % Rec	% Rec Limits	RPD	Qual
1,1,1,2-Tetrachloroethane	ug/L	ND	20	20	23.7	23.3	118	116	60-140	2	
1,1,1-Trichloroethane	ug/L	ND	20	20	22.7	22.7	114	113	60-140	0	
1,1,2,2-Tetrachloroethane	ug/L	ND	20	20	22.3	22.3	112	111	60-140	0	
1,1,2-Trichloroethane	ug/L	ND	20	20	22.8	22.5	114	112	60-140	1	
1,1-Dichloroethane	ug/L	ND	20	20	22.4	21.7	112	108	60-140	3	
1,1-Dichloroethene	ug/L	ND	20	20	24.2	24.3	121	122	60-140	1	
1,1-Dichloropropene	ug/L	ND	20	20	23.1	23.0	116	115	60-140	0	
1,2,3-Trichlorobenzene	ug/L	ND	20	20	20.2	21.6	101	108	60-140	7	
1,2,3-Trichloropropane	ug/L	ND	20	20	22.2	22.0	111	110	60-140	1	
1,2,4-Trichlorobenzene	ug/L	ND	20	20	21.7	22.6	108	113	60-140	4	
1,2,4-Trimethylbenzene	ug/L	ND	20	20	22.7	23.5	114	117	60-140	3	
1,2-Dibromo-3-chloropropane	ug/L	ND	20	20	20.8	21.9	104	110	60-140	5	
1,2-Dibromoethane (EDB)	ug/L	ND	20	20	23.3	23.6	117	118	60-140	1	
1,2-Dichlorobenzene	ug/L	ND	20	20	22.2	22.8	111	114	60-140	2	
1,2-Dichloroethane	ug/L	ND	20	20	18.5	18.4	92	92	60-140	0	
1,2-Dichloropropane	ug/L	ND	20	20	23.8	23.6	119	118	60-140	1	
1,3,5-Trimethylbenzene	ug/L	ND	20	20	23.3	23.8	116	119	60-140	2	
1,3-Dichlorobenzene	ug/L	ND	20	20	22.4	23.1	112	115	60-140	3	
1,3-Dichloropropane	ug/L	ND	20	20	24.2	24.1	121	121	60-140	0	
1,4-Dichlorobenzene	ug/L	ND	20	20	22.3	22.9	111	115	60-140	3	
2,2-Dichloropropane	ug/L	ND	20	20	22.7	22.3	113	111	60-140	2	
2-Chlorotoluene	ug/L	ND	20	20	23.4	24.1	117	121	60-140	3	
4-Chlorotoluene	ug/L	ND	20	20	22.2	23.0	111	115	60-140	4	
Benzene	ug/L	ND	20	20	24.1	23.0	120	115	60-140	4	
Bromobenzene	ug/L	ND	20	20	23.0	23.4	115	117	60-140	2	
Bromochloromethane	ug/L	ND	20	20	22.3	22.4	111	112	60-140	1	
Bromodichloromethane	ug/L	ND	20	20	20.5	20.6	103	103	60-140	0	
Bromoform	ug/L	ND	20	20	21.5	21.6	108	108	60-140	0	
Bromomethane	ug/L	ND	20	20	20.3	22.5	101	113	60-140	11	
Carbon tetrachloride	ug/L	ND	20	20	25.2	24.4	126	122	60-140	3	
Chlorobenzene	ug/L	ND	20	20	23.6	23.6	118	118	60-140	0	
Chloroethane	ug/L	ND	20	20	21.0	21.7	105	109	60-140	3	
Chloroform	ug/L	ND	20	20	20.6	21.2	103	106	60-140	3	
Chloromethane	ug/L	ND	20	20	22.2	22.3	111	112	60-140	1	
cis-1,2-Dichloroethene	ug/L	ND	20	20	21.6	21.5	108	107	60-140	0	
cis-1,3-Dichloropropene	ug/L	ND	20	20	24.4	23.7	122	119	60-140	3	
Dibromochloromethane	ug/L	ND	20	20	23.1	22.9	116	115	60-140	1	
Dibromomethane	ug/L	ND	20	20	23.4	23.1	117	115	60-140	2	
Dichlorodifluoromethane	ug/L	ND	20	20	25.9	25.7	130	128	60-140	1	
Diisopropyl ether	ug/L	ND	20	20	21.0	20.9	105	104	60-140	1	
Ethylbenzene	ug/L	ND	20	20	23.9	24.0	120	120	60-140	0	
Hexachloro-1,3-butadiene	ug/L	ND	20	20	24.7	26.1	124	130	60-140	5	
Isopropylbenzene (Cumene)	ug/L	ND	20	20	24.2	24.2	121	121	60-140	0	
m&p-Xylene	ug/L	ND	40	40	46.9	46.8	117	117	60-140	0	
Methyl-tert-butyl ether	ug/L	ND	20	20	21.0	20.7	105	103	60-140	2	
Methylene Chloride	ug/L	ND	20	20	19.9	20.0	99	100	60-140	1	

Results presented on this page are in the units indicated by the "Units" column except where an alternate unit is presented to the right of the result.

REPORT OF LABORATORY ANALYSIS

This report shall not be reproduced, except in full,
without the written consent of Pace Analytical Services, LLC.

Pace Analytical Services, LLC
9800 Kincey Ave. Suite 100
Huntersville, NC 28078
(704)875-9092

QUALITY CONTROL DATA

Project: 2020-LI-2448
Pace Project No.: 92495051

MATRIX SPIKE & MATRIX SPIKE DUPLICATE: 2999439 2999440

Parameter	Units	92495067001 Result	MS Spike Conc.	MSD Spike Conc.	MS Result	MSD Result	MS % Rec	MSD % Rec	% Rec Limits	RPD	Qual
n-Butylbenzene	ug/L	ND	20	20	23.1	24.1	116	120	60-140	4	
n-Propylbenzene	ug/L	ND	20	20	23.8	24.4	119	122	60-140	2	
Naphthalene	ug/L	ND	20	20	19.3	20.9	97	104	60-140	8	
o-Xylene	ug/L	ND	20	20	23.3	23.7	116	118	60-140	2	
sec-Butylbenzene	ug/L	ND	20	20	24.2	24.9	121	124	60-140	3	
Styrene	ug/L	ND	20	20	23.5	23.3	118	117	60-140	1	
tert-Butylbenzene	ug/L	ND	20	20	20.3	20.7	102	104	60-140	2	
Tetrachloroethene	ug/L	ND	20	20	25.7	25.4	129	127	60-140	1	
Toluene	ug/L	ND	20	20	23.5	23.1	117	116	60-140	1	
trans-1,2-Dichloroethene	ug/L	ND	20	20	22.4	22.7	112	113	60-140	1	
trans-1,3-Dichloropropene	ug/L	ND	20	20	22.4	21.9	112	110	60-140	2	
Trichloroethene	ug/L	ND	20	20	25.2	24.9	126	125	60-140	1	
Trichlorofluoromethane	ug/L	ND	20	20	26.0	26.4	130	132	60-140	1	
Vinyl chloride	ug/L	ND	20	20	24.8	24.9	124	124	60-140	0	
1,2-Dichloroethane-d4 (S)	%						91	89	70-130		
4-Bromofluorobenzene (S)	%						98	96	70-130		
Toluene-d8 (S)	%						99	98	70-130		

Results presented on this page are in the units indicated by the "Units" column except where an alternate unit is presented to the right of the result.

REPORT OF LABORATORY ANALYSIS

This report shall not be reproduced, except in full,
without the written consent of Pace Analytical Services, LLC.

Pace Analytical Services, LLC
9800 Kincey Ave. Suite 100
Huntersville, NC 28078
(704)875-9092

QUALIFIERS

Project: 2020-LI-2448
Pace Project No.: 92495051

DEFINITIONS

DF - Dilution Factor, if reported, represents the factor applied to the reported data due to dilution of the sample aliquot.

ND - Not Detected at or above adjusted reporting limit.

TNTC - Too Numerous To Count

J - Estimated concentration above the adjusted method detection limit and below the adjusted reporting limit.

MDL - Adjusted Method Detection Limit.

PQL - Practical Quantitation Limit.

RL - Reporting Limit - The lowest concentration value that meets project requirements for quantitative data with known precision and bias for a specific analyte in a specific matrix.

S - Surrogate

1,2-Diphenylhydrazine decomposes to and cannot be separated from Azobenzene using Method 8270. The result for each analyte is a combined concentration.

Consistent with EPA guidelines, unrounded data are displayed and have been used to calculate % recovery and RPD values.

LCS(D) - Laboratory Control Sample (Duplicate)

MS(D) - Matrix Spike (Duplicate)

DUP - Sample Duplicate

RPD - Relative Percent Difference

NC - Not Calculable.

SG - Silica Gel - Clean-Up

U - Indicates the compound was analyzed for, but not detected.

Acid preservation may not be appropriate for 2 Chloroethylvinyl ether.

A separate vial preserved to a pH of 4-5 is recommended in SW846 Chapter 4 for the analysis of Acrolein and Acrylonitrile by EPA Method 8260.

N-Nitrosodiphenylamine decomposes and cannot be separated from Diphenylamine using Method 8270. The result reported for each analyte is a combined concentration.

Pace Analytical is TNI accredited. Contact your Pace PM for the current list of accredited analytes.

TNI - The NELAC Institute.

This report shall not be reproduced, except in full,
without the written consent of Pace Analytical Services, LLC.

Pace Analytical Services, LLC
9800 Kincey Ave. Suite 100
Huntersville, NC 28078
(704)875-9092

QUALITY CONTROL DATA CROSS REFERENCE TABLE

Project: 2020-LI-2448
Pace Project No.: 92495051

Lab ID	Sample ID	QC Batch Method	QC Batch	Analytical Method	Analytical Batch
92495051001	**13937_AC_RD**	MADEPV	1541991	MADEP VPH	1541991
92495051001	**13937_AC_RD**	EPA 3010A	566001	EPA 6010D	566017
92495051001	**13937_AC_RD**	SM 6200B	565946		

This report shall not be reproduced, except in full,
without the written consent of Pace Analytical Services, LLC.

CHAIN-OF-CUSTODY Analytical Request Document

Pace Analytical

Chain-of-Custody is a LEGAL DOCUMENT - Complete all relevent fields

WO# : 92495051

92495051

LAB U — Number or

Conta

Company: Apex Companies

Billing Information:

Address:

Report To: Andrew Street

Email To: Andrew Street / Em. ly Little

Copy To:

Site Collection Info/Address: 13937 ACRD

Customer Project Name/Number: 2020-LI-2448

State: NC / County/City: Huntersville Time Zone Collected: [ ] PT [ ] MT [ ] CT [✓] ET

Phone:

Email:

Site/Facility ID #:

Compliance Monitoring? [ ] Yes [ ] No

Collected By (print): Matthew Faioli

Purchase Order #:

Quote #:

DW PWS ID #:

DW Location Code:

Collected By (signature):

Turnaround Date Required: ASAP

Immediately Packed on Ice: [✓] Yes [ ] No

Sample Disposal: [ ] Dispose as appropriate [ ] Return [ ] Archive: _____ [ ] Hold: _____

Rush: [✓] Same Day [ ] Next Day [ ] 2 Day [ ] 3 Day [ ] 4 Day [ ] 5 Day (Expedite Charges Apply)

Field Filtered (if applicable): [ ] Yes [ ] No

Analysis: _____

* Matrix Codes (Insert in Matrix box below): Drinking Water (DW), Ground Water (GW), Wastewater (WW), Product (P), Soil/Solid (SL), Oil (OL), Wipe (WP), Air (AR), Tissue (TS), Bioassay (B), Vapor (V), Other (OT)

** Preservative Types: (1) nitric acid, (2) sulfuric acid, (3) hydrochloric acid, (4) sodium hydroxide, (5) zinc acetate, (6) methanol, (7) sodium bisulfate, (8) sodium thiosulfate, (9) hexane, (A) ascorbic acid, (B) ammonium sulfate, (C) ammonium hydroxide, (D) TSP, (U) Unpreserved, (O) Other _____

Customer Sample ID	Matrix *	Comp / Grab	Collected (or Composite Start) Date	Collected (or Composite Start) Time	Composite End Date	Composite End Time	Res Cl	# of Ctns	Analyses: SM 6200B VOCs	Lead	MADEP VPH
13937 ACRD	DW	G			09/10	1358			X	X	X

Lab Profile/Line:

Lab Sample Receipt Checklist:

Custody Seals Present/Intact	Y	N NA
Custody Signatures Present	Y	N NA
Collector Signature Present	Y	N NA
Bottles Intact	Y	N NA
Correct Bottles	Y	N NA
Sufficient Volume	Y	N NA
Samples Received on Ice	Y	N NA
VOA - Headspace Acceptable	Y	N NA
USDA Regulated Soils	Y	N NA
Samples in Holding Time	Y	N NA
Residual Chlorine Present	Y	N NA
Cl Strips: _____		
Sample pH Acceptable	Y	N NA
pH Strips: _____		
Sulfide Present	Y	N NA
Lead Acetate Strips: _____		

LAB USE ONLY:
Lab Sample # / Comments:
92495051
01

Customer Remarks / Special Conditions / Possible Hazards:

Type of Ice Used: Wet Blue Dry None

Packing Material Used:

Radchem sample(s) screened (<500 cpm): Y N NA

SHORT HOLDS PRESENT (<72 hours): Y N N/A

Lab Tracking #: 2539208

Samples received via: FEDEX UPS Client Courier Pace Courier

Lab Sample Temperature Info:
Temp Blank Received: Y N NA
Therm ID#: IR Gun 1
Cooler 1 Temp Upon Receipt: 3.7 oC
Cooler 1 Therm Corr. Factor: 0 oC
Cooler 1 Corrected Temp: 3.7 oC
Comments:

Relinquished by/Company: (Signature) Apex	Date/Time: 09/11/20 07:45	Received by/Company: (Signature)	Date/Time: 9-11-20 7:08
Relinquished by/Company: (Signature)	Date/Time: 9-11-20 13:42	Received by/Company: (Signature)	Date/Time: 9/11/20 13:42
Relinquished by/Company: (Signature)	Date/Time:	Received by/Company: (Signature)	Date/Time:

MTJL LAB USE ONLY
Table #:
Acctnum:
Template:
Prelogin:
PM:
PB:

Trip Blank Received: Y N NA
HCL MeOH TSP Other

Non Conformance(s): YES / NO

Page: _____ of: _____

Pace Analytical Services, LLC
9800 Kincey Ave. Suite 100
Huntersville, NC 28078
(704)875-9092

September 14, 2020

Andrew Street
Apex Companies - NC
5900 Northwoods Business Pkwy
Suite 5900-0
Charlotte, NC 28269

RE: Project: 2020-LI-2448
Pace Project No.: 92495055

Dear Andrew Street:

Enclosed are the analytical results for sample(s) received by the laboratory on September 11, 2020. The results relate only to the samples included in this report. Results reported herein conform to the applicable TNI/NELAC Standards and the laboratory's Quality Manual, where applicable, unless otherwise noted in the body of the report.

The test results provided in this final report were generated by each of the following laboratories within the Pace Network:

- Pace National - Mt. Juliet
- Pace Analytical Services - Asheville
- Pace Analytical Services - Charlotte

If you have any questions concerning this report, please feel free to contact me.

Sincerely,

Angela M. Baioni

Angela Baioni
angela.baioni@pacelabs.com
(704)875-9092
Project Manager

Enclosures

cc: J Culbreath, Colonial Pipeline Company
Robert Hughes, Colonial Pipeline
Margaret King, APEX Companies, LLC
Emily Little, Apex Companies
Jeff Morrison, Colonial Pipeline Company
Tom Naumann, APEX Companies - NC
Joe Nicolette, Montrose-EPS
Christopher Schultz, Apex Companies
J Tate, Colonial Pipeline Company
Alex Testoff, Montrose-EPS
Michael Verdon, Colonial Pipeline Company
JM Wyatt, Colonial Pipeline Company

REPORT OF LABORATORY ANALYSIS

This report shall not be reproduced, except in full,
without the written consent of Pace Analytical Services, LLC.

Pace Analytical Services, LLC
9800 Kincey Ave. Suite 100
Huntersville, NC 28078
(704)875-9092

CERTIFICATIONS

Project: 2020-LI-2448
Pace Project No.: 92495055

Pace Analytical Services National

12065 Lebanon Road, Mt. Juliet, TN 37122
Alabama Certification #: 40660
Alaska Certification 17-026
Arizona Certification #: AZ0612
Arkansas Certification #: 88-0469
California Certification #: 2932
Canada Certification #: 1461.01
Colorado Certification #: TN00003
Connecticut Certification #: PH-0197
DOD Certification: #1461.01
EPA# TN00003
Florida Certification #: E87487
Georgia DW Certification #: 923
Georgia Certification: NELAP
Idaho Certification #: TN00003
Illinois Certification #: 200008
Indiana Certification #: C-TN-01
Iowa Certification #: 364
Kansas Certification #: E-10277
Kentucky UST Certification #: 16
Kentucky Certification #: 90010
Louisiana Certification #: AI30792
Louisiana DW Certification #: LA180010
Maine Certification #: TN0002
Maryland Certification #: 324
Massachusetts Certification #: M-TN003
Michigan Certification #: 9958
Minnesota Certification #: 047-999-395
Mississippi Certification #: TN00003
Missouri Certification #: 340
Montana Certification #: CERT0086
Nebraska Certification #: NE-OS-15-05
Nevada Certification #: TN-03-2002-34
New Hampshire Certification #: 2975
New Jersey Certification #: TN002
New Mexico DW Certification
New York Certification #: 11742
North Carolina Aquatic Toxicity Certification #: 41
North Carolina Drinking Water Certification #: 21704
North Carolina Environmental Certificate #: 375
North Dakota Certification #: R-140
Ohio VAP Certification #: CL0069
Oklahoma Certification #: 9915
Oregon Certification #: TN200002
Pennsylvania Certification #: 68-02979
Rhode Island Certification #: LAO00356
South Carolina Certification #: 84004
South Dakota Certification
Tennessee DW/Chem/Micro Certification #: 2006
Texas Certification #: T 104704245-17-14
Texas Mold Certification #: LAB0152
USDA Soil Permit #: P330-15-00234
Utah Certification #: TN00003
Virginia Certification #: VT2006
Vermont Dept. of Health: ID# VT-2006
Virginia Certification #: 460132
Washington Certification #: C847
West Virginia Certification #: 233
Wisconsin Certification #: 9980939910
Wyoming UST Certification #: via A2LA 2926.01
A2LA-ISO 17025 Certification #: 1461.01
A2LA-ISO 17025 Certification #: 1461.02
AIHA-LAP/LLC EMLAP Certification #:100789

Pace Analytical Services Charlotte

9800 Kincey Ave. Ste 100, Huntersville, NC 28078
Louisiana/NELAP Certification # LA170028
North Carolina Drinking Water Certification #: 37706
North Carolina Field Services Certification #: 5342
North Carolina Wastewater Certification #: 12
South Carolina Certification #: 99006001
Florida/NELAP Certification #: E87627
Kentucky UST Certification #: 84
Virginia/VELAP Certification #: 460221

Pace Analytical Services Asheville

2225 Riverside Drive, Asheville, NC 28804
Florida/NELAP Certification #: E87648
Massachusetts Certification #: M-NC030
North Carolina Drinking Water Certification #: 37712
North Carolina Wastewater Certification #: 40
South Carolina Certification #: 99030001
Virginia/VELAP Certification #: 460222

REPORT OF LABORATORY ANALYSIS

This report shall not be reproduced, except in full,
without the written consent of Pace Analytical Services, LLC.

Pace Analytical Services, LLC
9800 Kincey Ave. Suite 100
Huntersville, NC 28078
(704)875-9092

SAMPLE ANALYTE COUNT

Project: 2020-LI-2448
Pace Project No.: 92495055

Lab ID	Sample ID	Method	Analysts	Analytes Reported	Laboratory
92495055001	**13822_HC_RD**	MADEP VPH	BMB	6	PAN
		EPA 6010D	DS	1	PASI-A
		SM 6200B	NSCQ	63	PASI-C

PAN = Pace National - Mt. Juliet
PASI-A = Pace Analytical Services - Asheville
PASI-C = Pace Analytical Services - Charlotte

This report shall not be reproduced, except in full,
without the written consent of Pace Analytical Services, LLC.

Pace Analytical Services, LLC
9800 Kincey Ave. Suite 100
Huntersville, NC 28078
(704)875-9092

ANALYTICAL RESULTS

Project: 2020-LI-2448
Pace Project No.: 92495055

Sample: 13822_HC_RD **Lab ID: 92495055001** Collected: 09/10/20 15:15 Received: 09/11/20 07:08 Matrix: Water

Parameters	Results	Units	Report Limit	DF	Prepared	Analyzed	CAS No.	Qual
MADEPV	Analytical Method: MADEP VPH Preparation Method: MADEPV Pace National - Mt. Juliet							
Aliphatic (C05-C08)	ND	ug/L	100	1	09/12/20 22:18	09/12/20 22:18		
Aliphatic (C09-C12)	ND	ug/L	100	1	09/12/20 22:18	09/12/20 22:18		
Aromatic (C09-C10),Unadjusted	ND	ug/L	100	1	09/12/20 22:18	09/12/20 22:18	TPHC9C10A	
Total VPH	ND	ug/L	100	1	09/12/20 22:18	09/12/20 22:18	VPH	
Surrogates								
2,5-Dibromotoluene (FID)	92.4	%	70.0-130	1	09/12/20 22:18	09/12/20 22:18	615-59-8FID	
2,5-Dibromotoluene (PID)	85.2	%	70.0-130	1	09/12/20 22:18	09/12/20 22:18	615-59-8PID	
6010 MET ICP	Analytical Method: EPA 6010D Preparation Method: EPA 3010A Pace Analytical Services - Asheville							
Lead	ND	ug/L	5.0	1	09/12/20 01:48	09/12/20 16:31	7439-92-1	
6200B MSV	Analytical Method: SM 6200B Pace Analytical Services - Charlotte							
Benzene	ND	ug/L	0.50	1		09/12/20 04:41	71-43-2	
Bromobenzene	ND	ug/L	0.50	1		09/12/20 04:41	108-86-1	
Bromochloromethane	ND	ug/L	0.50	1		09/12/20 04:41	74-97-5	
Bromodichloromethane	ND	ug/L	0.50	1		09/12/20 04:41	75-27-4	
Bromoform	ND	ug/L	0.50	1		09/12/20 04:41	75-25-2	
Bromomethane	ND	ug/L	5.0	1		09/12/20 04:41	74-83-9	
n-Butylbenzene	ND	ug/L	0.50	1		09/12/20 04:41	104-51-8	
sec-Butylbenzene	ND	ug/L	0.50	1		09/12/20 04:41	135-98-8	
tert-Butylbenzene	ND	ug/L	0.50	1		09/12/20 04:41	98-06-6	
Carbon tetrachloride	ND	ug/L	0.50	1		09/12/20 04:41	56-23-5	
Chlorobenzene	ND	ug/L	0.50	1		09/12/20 04:41	108-90-7	
Chloroethane	ND	ug/L	1.0	1		09/12/20 04:41	75-00-3	
Chloroform	ND	ug/L	0.50	1		09/12/20 04:41	67-66-3	
Chloromethane	ND	ug/L	1.0	1		09/12/20 04:41	74-87-3	
2-Chlorotoluene	ND	ug/L	0.50	1		09/12/20 04:41	95-49-8	
4-Chlorotoluene	ND	ug/L	0.50	1		09/12/20 04:41	106-43-4	
1,2-Dibromo-3-chloropropane	ND	ug/L	1.0	1		09/12/20 04:41	96-12-8	
Dibromochloromethane	ND	ug/L	0.50	1		09/12/20 04:41	124-48-1	
1,2-Dibromoethane (EDB)	ND	ug/L	0.50	1		09/12/20 04:41	106-93-4	
Dibromomethane	ND	ug/L	0.50	1		09/12/20 04:41	74-95-3	
1,2-Dichlorobenzene	ND	ug/L	0.50	1		09/12/20 04:41	95-50-1	
1,3-Dichlorobenzene	ND	ug/L	0.50	1		09/12/20 04:41	541-73-1	
1,4-Dichlorobenzene	ND	ug/L	0.50	1		09/12/20 04:41	106-46-7	
Dichlorodifluoromethane	ND	ug/L	0.50	1		09/12/20 04:41	75-71-8	
1,1-Dichloroethane	ND	ug/L	0.50	1		09/12/20 04:41	75-34-3	
1,2-Dichloroethane	ND	ug/L	0.50	1		09/12/20 04:41	107-06-2	
1,1-Dichloroethene	ND	ug/L	0.50	1		09/12/20 04:41	75-35-4	
cis-1,2-Dichloroethene	ND	ug/L	0.50	1		09/12/20 04:41	156-59-2	
trans-1,2-Dichloroethene	ND	ug/L	0.50	1		09/12/20 04:41	156-60-5	
1,2-Dichloropropane	ND	ug/L	0.50	1		09/12/20 04:41	78-87-5	
1,3-Dichloropropane	ND	ug/L	0.50	1		09/12/20 04:41	142-28-9	
2,2-Dichloropropane	ND	ug/L	0.50	1		09/12/20 04:41	594-20-7	

REPORT OF LABORATORY ANALYSIS

This report shall not be reproduced, except in full,
without the written consent of Pace Analytical Services, LLC.

Pace Analytical Services, LLC
9800 Kincey Ave. Suite 100
Huntersville, NC 28078
(704)875-9092

ANALYTICAL RESULTS

Project: 2020-LI-2448
Pace Project No.: 92495055

Sample: 13822_HC_RD **Lab ID: 92495055001** Collected: 09/10/20 15:15 Received: 09/11/20 07:08 Matrix: Water

Parameters	Results	Units	Report Limit	DF	Prepared	Analyzed	CAS No.	Qual
6200B MSV	Analytical Method: SM 6200B Pace Analytical Services - Charlotte							
1,1-Dichloropropene	ND	ug/L	0.50	1		09/12/20 04:41	563-58-6	
cis-1,3-Dichloropropene	ND	ug/L	0.50	1		09/12/20 04:41	10061-01-5	
trans-1,3-Dichloropropene	ND	ug/L	0.50	1		09/12/20 04:41	10061-02-6	
Diisopropyl ether	ND	ug/L	0.50	1		09/12/20 04:41	108-20-3	
Ethylbenzene	ND	ug/L	0.50	1		09/12/20 04:41	100-41-4	
Hexachloro-1,3-butadiene	ND	ug/L	2.0	1		09/12/20 04:41	87-68-3	
Isopropylbenzene (Cumene)	ND	ug/L	0.50	1		09/12/20 04:41	98-82-8	
Methylene Chloride	ND	ug/L	2.0	1		09/12/20 04:41	75-09-2	
Methyl-tert-butyl ether	ND	ug/L	0.50	1		09/12/20 04:41	1634-04-4	
Naphthalene	ND	ug/L	2.0	1		09/12/20 04:41	91-20-3	
n-Propylbenzene	ND	ug/L	0.50	1		09/12/20 04:41	103-65-1	
Styrene	ND	ug/L	0.50	1		09/12/20 04:41	100-42-5	
1,1,1,2-Tetrachloroethane	ND	ug/L	0.50	1		09/12/20 04:41	630-20-6	
1,1,2,2-Tetrachloroethane	ND	ug/L	0.50	1		09/12/20 04:41	79-34-5	
Tetrachloroethene	ND	ug/L	0.50	1		09/12/20 04:41	127-18-4	
Toluene	ND	ug/L	0.50	1		09/12/20 04:41	108-88-3	
1,2,3-Trichlorobenzene	ND	ug/L	2.0	1		09/12/20 04:41	87-61-6	
1,2,4-Trichlorobenzene	ND	ug/L	2.0	1		09/12/20 04:41	120-82-1	
1,1,1-Trichloroethane	ND	ug/L	0.50	1		09/12/20 04:41	71-55-6	
1,1,2-Trichloroethane	ND	ug/L	0.50	1		09/12/20 04:41	79-00-5	
Trichloroethene	ND	ug/L	0.50	1		09/12/20 04:41	79-01-6	
Trichlorofluoromethane	ND	ug/L	1.0	1		09/12/20 04:41	75-69-4	
1,2,3-Trichloropropane	ND	ug/L	0.50	1		09/12/20 04:41	96-18-4	
1,2,4-Trimethylbenzene	ND	ug/L	0.50	1		09/12/20 04:41	95-63-6	
1,3,5-Trimethylbenzene	ND	ug/L	0.50	1		09/12/20 04:41	108-67-8	
Vinyl chloride	ND	ug/L	1.0	1		09/12/20 04:41	75-01-4	
m&p-Xylene	ND	ug/L	1.0	1		09/12/20 04:41	179601-23-1	
o-Xylene	ND	ug/L	0.50	1		09/12/20 04:41	95-47-6	
Surrogates								
1,2-Dichloroethane-d4 (S)	93	%	70-130	1		09/12/20 04:41	17060-07-0	
4-Bromofluorobenzene (S)	95	%	70-130	1		09/12/20 04:41	460-00-4	
Toluene-d8 (S)	101	%	70-130	1		09/12/20 04:41	2037-26-5	

REPORT OF LABORATORY ANALYSIS

This report shall not be reproduced, except in full,
without the written consent of Pace Analytical Services, LLC.

Pace Analytical Services, LLC
9800 Kincey Ave. Suite 100
Huntersville, NC 28078
(704)875-9092

QUALITY CONTROL DATA

Project: 2020-LI-2448
Pace Project No.: 92495055

QC Batch: 1541991
QC Batch Method: MADEPV
Analysis Method: MADEP VPH
Analysis Description: MADEPV
Laboratory: Pace National - Mt. Juliet

Associated Lab Samples: 92495055001

METHOD BLANK: R3569753-1 Matrix: Water
Associated Lab Samples: 92495055001

Parameter	Units	Blank Result	Reporting Limit	Analyzed	Qualifiers
Aliphatic (C05-C08)	ug/L	ND	100	09/12/20 13:27	
Aliphatic (C09-C12)	ug/L	ND	100	09/12/20 13:27	
Aromatic (C09-C10),Unadjusted	ug/L	ND	100	09/12/20 13:27	
Total VPH	ug/L	ND	100	09/12/20 13:27	
2,5-Dibromotoluene (FID)	%	92.8	70.0-130	09/12/20 13:27	
2,5-Dibromotoluene (PID)	%	90	70.0-130	09/12/20 13:27	

LABORATORY CONTROL SAMPLE & LCSD: R3569753-2 R3569753-3

Parameter	Units	Spike Conc.	LCS Result	LCSD Result	LCS % Rec	LCSD % Rec	% Rec Limits	RPD	Max RPD	Qualifiers
Aliphatic (C05-C08)	ug/L	1200	1120	1090	93.3	90.8	70.0-130	2.71	25	
Aliphatic (C09-C12)	ug/L	1400	1190	1200	85.0	85.7	70.0-130	0.837	25	
Aromatic (C09-C10),Unadjusted	ug/L	200	155	150	77.5	75.0	70.0-130	3.28	25	
Total VPH	ug/L	2800	2470	2440	88.2	87.1	70.0-130	1.22	25	
2,5-Dibromotoluene (FID)	%				96.9	97.5	70.0-130			
2,5-Dibromotoluene (PID)	%				93.5	90.3	70.0-130			

Results presented on this page are in the units indicated by the "Units" column except where an alternate unit is presented to the right of the result.

REPORT OF LABORATORY ANALYSIS

This report shall not be reproduced, except in full,
without the written consent of Pace Analytical Services, LLC.

Pace Analytical Services, LLC
9800 Kincey Ave. Suite 100
Huntersville, NC 28078
(704)875-9092

QUALITY CONTROL DATA

Project: 2020-LI-2448
Pace Project No.: 92495055

QC Batch: 566001
QC Batch Method: EPA 3010A
Analysis Method: EPA 6010D
Analysis Description: 6010 MET
Laboratory: Pace Analytical Services - Asheville

Associated Lab Samples: 92495055001

METHOD BLANK: 2999937 Matrix: Water
Associated Lab Samples: 92495055001

Parameter	Units	Blank Result	Reporting Limit	Analyzed	Qualifiers
Lead	ug/L	ND	5.0	09/12/20 16:12	

LABORATORY CONTROL SAMPLE: 2999938

Parameter	Units	Spike Conc.	LCS Result	LCS % Rec	% Rec Limits	Qualifiers
Lead	ug/L	500	455	91	80-120	

MATRIX SPIKE & MATRIX SPIKE DUPLICATE: 2999939 2999940

Parameter	Units	92495051001 Result	MS Spike Conc.	MSD Spike Conc.	MS Result	MSD Result	MS % Rec	MSD % Rec	% Rec Limits	RPD	Qual
Lead	ug/L	ND	500	500	473	467	95	93	75-125	1	

Results presented on this page are in the units indicated by the "Units" column except where an alternate unit is presented to the right of the result.

REPORT OF LABORATORY ANALYSIS

This report shall not be reproduced, except in full,
without the written consent of Pace Analytical Services, LLC.

Pace Analytical Services, LLC
9800 Kincey Ave. Suite 100
Huntersville, NC 28078
(704)875-9092

QUALITY CONTROL DATA

Project: 2020-LI-2448
Pace Project No.: 92495055

QC Batch: 565946
QC Batch Method: SM 6200B
Analysis Method: SM 6200B
Analysis Description: 6200B MSV
Laboratory: Pace Analytical Services - Charlotte

Associated Lab Samples: 92495055001

METHOD BLANK: 2999437 Matrix: Water
Associated Lab Samples: 92495055001

Parameter	Units	Blank Result	Reporting Limit	Analyzed	Qualifiers
1,1,1,2-Tetrachloroethane	ug/L	ND	0.50	09/12/20 03:28	
1,1,1-Trichloroethane	ug/L	ND	0.50	09/12/20 03:28	
1,1,2,2-Tetrachloroethane	ug/L	ND	0.50	09/12/20 03:28	
1,1,2-Trichloroethane	ug/L	ND	0.50	09/12/20 03:28	
1,1-Dichloroethane	ug/L	ND	0.50	09/12/20 03:28	
1,1-Dichloroethene	ug/L	ND	0.50	09/12/20 03:28	
1,1-Dichloropropene	ug/L	ND	0.50	09/12/20 03:28	
1,2,3-Trichlorobenzene	ug/L	ND	2.0	09/12/20 03:28	
1,2,3-Trichloropropane	ug/L	ND	0.50	09/12/20 03:28	
1,2,4-Trichlorobenzene	ug/L	ND	2.0	09/12/20 03:28	
1,2,4-Trimethylbenzene	ug/L	ND	0.50	09/12/20 03:28	
1,2-Dibromo-3-chloropropane	ug/L	ND	1.0	09/12/20 03:28	
1,2-Dibromoethane (EDB)	ug/L	ND	0.50	09/12/20 03:28	
1,2-Dichlorobenzene	ug/L	ND	0.50	09/12/20 03:28	
1,2-Dichloroethane	ug/L	ND	0.50	09/12/20 03:28	
1,2-Dichloropropane	ug/L	ND	0.50	09/12/20 03:28	
1,3,5-Trimethylbenzene	ug/L	ND	0.50	09/12/20 03:28	
1,3-Dichlorobenzene	ug/L	ND	0.50	09/12/20 03:28	
1,3-Dichloropropane	ug/L	ND	0.50	09/12/20 03:28	
1,4-Dichlorobenzene	ug/L	ND	0.50	09/12/20 03:28	
2,2-Dichloropropane	ug/L	ND	0.50	09/12/20 03:28	
2-Chlorotoluene	ug/L	ND	0.50	09/12/20 03:28	
4-Chlorotoluene	ug/L	ND	0.50	09/12/20 03:28	
Benzene	ug/L	ND	0.50	09/12/20 03:28	
Bromobenzene	ug/L	ND	0.50	09/12/20 03:28	
Bromochloromethane	ug/L	ND	0.50	09/12/20 03:28	
Bromodichloromethane	ug/L	ND	0.50	09/12/20 03:28	
Bromoform	ug/L	ND	0.50	09/12/20 03:28	
Bromomethane	ug/L	ND	5.0	09/12/20 03:28	
Carbon tetrachloride	ug/L	ND	0.50	09/12/20 03:28	
Chlorobenzene	ug/L	ND	0.50	09/12/20 03:28	
Chloroethane	ug/L	ND	1.0	09/12/20 03:28	
Chloroform	ug/L	ND	0.50	09/12/20 03:28	
Chloromethane	ug/L	ND	1.0	09/12/20 03:28	
cis-1,2-Dichloroethene	ug/L	ND	0.50	09/12/20 03:28	
cis-1,3-Dichloropropene	ug/L	ND	0.50	09/12/20 03:28	
Dibromochloromethane	ug/L	ND	0.50	09/12/20 03:28	
Dibromomethane	ug/L	ND	0.50	09/12/20 03:28	
Dichlorodifluoromethane	ug/L	ND	0.50	09/12/20 03:28	
Diisopropyl ether	ug/L	ND	0.50	09/12/20 03:28	

Results presented on this page are in the units indicated by the "Units" column except where an alternate unit is presented to the right of the result.

REPORT OF LABORATORY ANALYSIS

This report shall not be reproduced, except in full,
without the written consent of Pace Analytical Services, LLC.

Pace Analytical Services, LLC
9800 Kincey Ave. Suite 100
Huntersville, NC 28078
(704)875-9092

QUALITY CONTROL DATA

Project: 2020-LI-2448
Pace Project No.: 92495055

METHOD BLANK: 2999437 Matrix: Water
Associated Lab Samples: 92495055001

Parameter	Units	Blank Result	Reporting Limit	Analyzed	Qualifiers
Ethylbenzene	ug/L	ND	0.50	09/12/20 03:28	
Hexachloro-1,3-butadiene	ug/L	ND	2.0	09/12/20 03:28	
Isopropylbenzene (Cumene)	ug/L	ND	0.50	09/12/20 03:28	
m&p-Xylene	ug/L	ND	1.0	09/12/20 03:28	
Methyl-tert-butyl ether	ug/L	ND	0.50	09/12/20 03:28	
Methylene Chloride	ug/L	ND	2.0	09/12/20 03:28	
n-Butylbenzene	ug/L	ND	0.50	09/12/20 03:28	
n-Propylbenzene	ug/L	ND	0.50	09/12/20 03:28	
Naphthalene	ug/L	ND	2.0	09/12/20 03:28	
o-Xylene	ug/L	ND	0.50	09/12/20 03:28	
sec-Butylbenzene	ug/L	ND	0.50	09/12/20 03:28	
Styrene	ug/L	ND	0.50	09/12/20 03:28	
tert-Butylbenzene	ug/L	ND	0.50	09/12/20 03:28	
Tetrachloroethene	ug/L	ND	0.50	09/12/20 03:28	
Toluene	ug/L	ND	0.50	09/12/20 03:28	
trans-1,2-Dichloroethene	ug/L	ND	0.50	09/12/20 03:28	
trans-1,3-Dichloropropene	ug/L	ND	0.50	09/12/20 03:28	
Trichloroethene	ug/L	ND	0.50	09/12/20 03:28	
Trichlorofluoromethane	ug/L	ND	1.0	09/12/20 03:28	
Vinyl chloride	ug/L	ND	1.0	09/12/20 03:28	
1,2-Dichloroethane-d4 (S)	%	91	70-130	09/12/20 03:28	
4-Bromofluorobenzene (S)	%	95	70-130	09/12/20 03:28	
Toluene-d8 (S)	%	100	70-130	09/12/20 03:28	

LABORATORY CONTROL SAMPLE: 2999438

Parameter	Units	Spike Conc.	LCS Result	LCS % Rec	% Rec Limits	Qualifiers
1,1,1,2-Tetrachloroethane	ug/L	50	52.5	105	60-140	
1,1,1-Trichloroethane	ug/L	50	48.3	97	60-140	
1,1,2,2-Tetrachloroethane	ug/L	50	50.7	101	60-140	
1,1,2-Trichloroethane	ug/L	50	50.4	101	60-140	
1,1-Dichloroethane	ug/L	50	48.4	97	60-140	
1,1-Dichloroethene	ug/L	50	50.7	101	60-140	
1,1-Dichloropropene	ug/L	50	51.2	102	60-140	
1,2,3-Trichlorobenzene	ug/L	50	53.9	108	60-140	
1,2,3-Trichloropropane	ug/L	50	49.2	98	60-140	
1,2,4-Trichlorobenzene	ug/L	50	55.3	111	60-140	
1,2,4-Trimethylbenzene	ug/L	50	52.8	106	60-140	
1,2-Dibromo-3-chloropropane	ug/L	50	51.0	102	60-140	
1,2-Dibromoethane (EDB)	ug/L	50	54.1	108	60-140	
1,2-Dichlorobenzene	ug/L	50	53.4	107	60-140	
1,2-Dichloroethane	ug/L	50	40.8	82	60-140	
1,2-Dichloropropane	ug/L	50	52.6	105	60-140	
1,3,5-Trimethylbenzene	ug/L	50	52.8	106	60-140	

Results presented on this page are in the units indicated by the "Units" column except where an alternate unit is presented to the right of the result.

REPORT OF LABORATORY ANALYSIS

This report shall not be reproduced, except in full,
without the written consent of Pace Analytical Services, LLC.

Pace Analytical Services, LLC
9800 Kincey Ave. Suite 100
Huntersville, NC 28078
(704)875-9092

QUALITY CONTROL DATA

Project: 2020-LI-2448
Pace Project No.: 92495055

LABORATORY CONTROL SAMPLE: 2999438

Parameter	Units	Spike Conc.	LCS Result	LCS % Rec	% Rec Limits	Qualifiers
1,3-Dichlorobenzene	ug/L	50	53.6	107	60-140	
1,3-Dichloropropane	ug/L	50	54.3	109	60-140	
1,4-Dichlorobenzene	ug/L	50	53.2	106	60-140	
2,2-Dichloropropane	ug/L	50	46.1	92	60-140	
2-Chlorotoluene	ug/L	50	53.7	107	60-140	
4-Chlorotoluene	ug/L	50	52.1	104	60-140	
Benzene	ug/L	50	51.7	103	60-140	
Bromobenzene	ug/L	50	52.7	105	60-140	
Bromochloromethane	ug/L	50	50.2	100	60-140	
Bromodichloromethane	ug/L	50	46.1	92	60-140	
Bromoform	ug/L	50	50.3	101	60-140	
Bromomethane	ug/L	50	47.4	95	60-140	
Carbon tetrachloride	ug/L	50	52.2	104	60-140	
Chlorobenzene	ug/L	50	53.1	106	60-140	
Chloroethane	ug/L	50	35.7	71	60-140	
Chloroform	ug/L	50	46.4	93	60-140	
Chloromethane	ug/L	50	51.0	102	60-140	
cis-1,2-Dichloroethene	ug/L	50	47.2	94	60-140	
cis-1,3-Dichloropropene	ug/L	50	53.0	106	60-140	
Dibromochloromethane	ug/L	50	52.1	104	60-140	
Dibromomethane	ug/L	50	50.7	101	60-140	
Dichlorodifluoromethane	ug/L	50	55.0	110	60-140	
Diisopropyl ether	ug/L	50	46.8	94	60-140	
Ethylbenzene	ug/L	50	53.3	107	60-140	
Hexachloro-1,3-butadiene	ug/L	50	56.1	112	60-140	
Isopropylbenzene (Cumene)	ug/L	50	54.1	108	60-140	
m&p-Xylene	ug/L	100	104	104	60-140	
Methyl-tert-butyl ether	ug/L	50	47.0	94	60-140	
Methylene Chloride	ug/L	50	43.0	86	60-140	
n-Butylbenzene	ug/L	50	54.1	108	60-140	
n-Propylbenzene	ug/L	50	54.3	109	60-140	
Naphthalene	ug/L	50	54.1	108	60-140	
o-Xylene	ug/L	50	52.6	105	60-140	
sec-Butylbenzene	ug/L	50	55.0	110	60-140	
Styrene	ug/L	50	54.9	110	60-140	
tert-Butylbenzene	ug/L	50	45.2	90	60-140	
Tetrachloroethene	ug/L	50	55.0	110	60-140	
Toluene	ug/L	50	50.6	101	60-140	
trans-1,2-Dichloroethene	ug/L	50	48.7	97	60-140	
trans-1,3-Dichloropropene	ug/L	50	49.1	98	60-140	
Trichloroethene	ug/L	50	53.5	107	60-140	
Trichlorofluoromethane	ug/L	50	50.2	100	60-140	
Vinyl chloride	ug/L	50	54.0	108	60-140	
1,2-Dichloroethane-d4 (S)	%			82	70-130	
4-Bromofluorobenzene (S)	%			98	70-130	
Toluene-d8 (S)	%			96	70-130	

Results presented on this page are in the units indicated by the "Units" column except where an alternate unit is presented to the right of the result.

REPORT OF LABORATORY ANALYSIS

This report shall not be reproduced, except in full,
without the written consent of Pace Analytical Services, LLC.

Pace Analytical Services, LLC
9800 Kincey Ave. Suite 100
Huntersville, NC 28078
(704)875-9092

QUALITY CONTROL DATA

Project: 2020-LI-2448
Pace Project No.: 92495055

MATRIX SPIKE & MATRIX SPIKE DUPLICATE: 2999439 2999440

Parameter	Units	92495067001 Result	MS Spike Conc.	MSD Spike Conc.	MS Result	MSD Result	MS % Rec	MSD % Rec	% Rec Limits	RPD	Qual
1,1,1,2-Tetrachloroethane	ug/L	ND	20	20	23.7	23.3	118	116	60-140	2	
1,1,1-Trichloroethane	ug/L	ND	20	20	22.7	22.7	114	113	60-140	0	
1,1,2,2-Tetrachloroethane	ug/L	ND	20	20	22.3	22.3	112	111	60-140	0	
1,1,2-Trichloroethane	ug/L	ND	20	20	22.8	22.5	114	112	60-140	1	
1,1-Dichloroethane	ug/L	ND	20	20	22.4	21.7	112	108	60-140	3	
1,1-Dichloroethene	ug/L	ND	20	20	24.2	24.3	121	122	60-140	1	
1,1-Dichloropropene	ug/L	ND	20	20	23.1	23.0	116	115	60-140	0	
1,2,3-Trichlorobenzene	ug/L	ND	20	20	20.2	21.6	101	108	60-140	7	
1,2,3-Trichloropropane	ug/L	ND	20	20	22.2	22.0	111	110	60-140	1	
1,2,4-Trichlorobenzene	ug/L	ND	20	20	21.7	22.6	108	113	60-140	4	
1,2,4-Trimethylbenzene	ug/L	ND	20	20	22.7	23.5	114	117	60-140	3	
1,2-Dibromo-3-chloropropane	ug/L	ND	20	20	20.8	21.9	104	110	60-140	5	
1,2-Dibromoethane (EDB)	ug/L	ND	20	20	23.3	23.6	117	118	60-140	1	
1,2-Dichlorobenzene	ug/L	ND	20	20	22.2	22.8	111	114	60-140	2	
1,2-Dichloroethane	ug/L	ND	20	20	18.5	18.4	92	92	60-140	0	
1,2-Dichloropropane	ug/L	ND	20	20	23.8	23.6	119	118	60-140	1	
1,3,5-Trimethylbenzene	ug/L	ND	20	20	23.3	23.8	116	119	60-140	2	
1,3-Dichlorobenzene	ug/L	ND	20	20	22.4	23.1	112	115	60-140	3	
1,3-Dichloropropane	ug/L	ND	20	20	24.2	24.1	121	121	60-140	0	
1,4-Dichlorobenzene	ug/L	ND	20	20	22.3	22.9	111	115	60-140	3	
2,2-Dichloropropane	ug/L	ND	20	20	22.7	22.3	113	111	60-140	2	
2-Chlorotoluene	ug/L	ND	20	20	23.4	24.1	117	121	60-140	3	
4-Chlorotoluene	ug/L	ND	20	20	22.2	23.0	111	115	60-140	4	
Benzene	ug/L	ND	20	20	24.1	23.0	120	115	60-140	4	
Bromobenzene	ug/L	ND	20	20	23.0	23.4	115	117	60-140	2	
Bromochloromethane	ug/L	ND	20	20	22.3	22.4	111	112	60-140	1	
Bromodichloromethane	ug/L	ND	20	20	20.5	20.6	103	103	60-140	0	
Bromoform	ug/L	ND	20	20	21.5	21.6	108	108	60-140	0	
Bromomethane	ug/L	ND	20	20	20.3	22.5	101	113	60-140	11	
Carbon tetrachloride	ug/L	ND	20	20	25.2	24.4	126	122	60-140	3	
Chlorobenzene	ug/L	ND	20	20	23.6	23.6	118	118	60-140	0	
Chloroethane	ug/L	ND	20	20	21.0	21.7	105	109	60-140	3	
Chloroform	ug/L	ND	20	20	20.6	21.2	103	106	60-140	3	
Chloromethane	ug/L	ND	20	20	22.2	22.3	111	112	60-140	1	
cis-1,2-Dichloroethene	ug/L	ND	20	20	21.6	21.5	108	107	60-140	0	
cis-1,3-Dichloropropene	ug/L	ND	20	20	24.4	23.7	122	119	60-140	3	
Dibromochloromethane	ug/L	ND	20	20	23.1	22.9	116	115	60-140	1	
Dibromomethane	ug/L	ND	20	20	23.4	23.1	117	115	60-140	2	
Dichlorodifluoromethane	ug/L	ND	20	20	25.9	25.7	130	128	60-140	1	
Diisopropyl ether	ug/L	ND	20	20	21.0	20.9	105	104	60-140	1	
Ethylbenzene	ug/L	ND	20	20	23.9	24.0	120	120	60-140	0	
Hexachloro-1,3-butadiene	ug/L	ND	20	20	24.7	26.1	124	130	60-140	5	
Isopropylbenzene (Cumene)	ug/L	ND	20	20	24.2	24.2	121	121	60-140	0	
m&p-Xylene	ug/L	ND	40	40	46.9	46.8	117	117	60-140	0	
Methyl-tert-butyl ether	ug/L	ND	20	20	21.0	20.7	105	103	60-140	2	
Methylene Chloride	ug/L	ND	20	20	19.9	20.0	99	100	60-140	1	

Results presented on this page are in the units indicated by the "Units" column except where an alternate unit is presented to the right of the result.

REPORT OF LABORATORY ANALYSIS

This report shall not be reproduced, except in full,
without the written consent of Pace Analytical Services, LLC.

Pace Analytical Services, LLC
9800 Kincey Ave. Suite 100
Huntersville, NC 28078
(704)875-9092

QUALITY CONTROL DATA

Project: 2020-LI-2448
Pace Project No.: 92495055

MATRIX SPIKE & MATRIX SPIKE DUPLICATE: 2999439 2999440

Parameter	Units	92495067001 Result	MS Spike Conc.	MSD Spike Conc.	MS Result	MSD Result	MS % Rec	MSD % Rec	% Rec Limits	RPD	Qual
n-Butylbenzene	ug/L	ND	20	20	23.1	24.1	116	120	60-140	4	
n-Propylbenzene	ug/L	ND	20	20	23.8	24.4	119	122	60-140	2	
Naphthalene	ug/L	ND	20	20	19.3	20.9	97	104	60-140	8	
o-Xylene	ug/L	ND	20	20	23.3	23.7	116	118	60-140	2	
sec-Butylbenzene	ug/L	ND	20	20	24.2	24.9	121	124	60-140	3	
Styrene	ug/L	ND	20	20	23.5	23.3	118	117	60-140	1	
tert-Butylbenzene	ug/L	ND	20	20	20.3	20.7	102	104	60-140	2	
Tetrachloroethene	ug/L	ND	20	20	25.7	25.4	129	127	60-140	1	
Toluene	ug/L	ND	20	20	23.5	23.1	117	116	60-140	1	
trans-1,2-Dichloroethene	ug/L	ND	20	20	22.4	22.7	112	113	60-140	1	
trans-1,3-Dichloropropene	ug/L	ND	20	20	22.4	21.9	112	110	60-140	2	
Trichloroethene	ug/L	ND	20	20	25.2	24.9	126	125	60-140	1	
Trichlorofluoromethane	ug/L	ND	20	20	26.0	26.4	130	132	60-140	1	
Vinyl chloride	ug/L	ND	20	20	24.8	24.9	124	124	60-140	0	
1,2-Dichloroethane-d4 (S)	%						91	89	70-130		
4-Bromofluorobenzene (S)	%						98	96	70-130		
Toluene-d8 (S)	%						99	98	70-130		

Results presented on this page are in the units indicated by the "Units" column except where an alternate unit is presented to the right of the result.

REPORT OF LABORATORY ANALYSIS

This report shall not be reproduced, except in full,
without the written consent of Pace Analytical Services, LLC.

Pace Analytical Services, LLC
9800 Kincey Ave. Suite 100
Huntersville, NC 28078
(704)875-9092

QUALIFIERS

Project: 2020-LI-2448
Pace Project No.: 92495055

DEFINITIONS

DF - Dilution Factor, if reported, represents the factor applied to the reported data due to dilution of the sample aliquot.

ND - Not Detected at or above adjusted reporting limit.

TNTC - Too Numerous To Count

J - Estimated concentration above the adjusted method detection limit and below the adjusted reporting limit.

MDL - Adjusted Method Detection Limit.

PQL - Practical Quantitation Limit.

RL - Reporting Limit - The lowest concentration value that meets project requirements for quantitative data with known precision and bias for a specific analyte in a specific matrix.

S - Surrogate

1,2-Diphenylhydrazine decomposes to and cannot be separated from Azobenzene using Method 8270. The result for each analyte is a combined concentration.

Consistent with EPA guidelines, unrounded data are displayed and have been used to calculate % recovery and RPD values.

LCS(D) - Laboratory Control Sample (Duplicate)

MS(D) - Matrix Spike (Duplicate)

DUP - Sample Duplicate

RPD - Relative Percent Difference

NC - Not Calculable.

SG - Silica Gel - Clean-Up

U - Indicates the compound was analyzed for, but not detected.

Acid preservation may not be appropriate for 2 Chloroethylvinyl ether.

A separate vial preserved to a pH of 4-5 is recommended in SW846 Chapter 4 for the analysis of Acrolein and Acrylonitrile by EPA Method 8260.

N-Nitrosodiphenylamine decomposes and cannot be separated from Diphenylamine using Method 8270. The result reported for each analyte is a combined concentration.

Pace Analytical is TNI accredited. Contact your Pace PM for the current list of accredited analytes.

TNI - The NELAC Institute.

This report shall not be reproduced, except in full,
without the written consent of Pace Analytical Services, LLC.

Pace Analytical Services, LLC
9800 Kincey Ave. Suite 100
Huntersville, NC 28078
(704)875-9092

QUALITY CONTROL DATA CROSS REFERENCE TABLE

Project: 2020-LI-2448
Pace Project No.: 92495055

Lab ID	Sample ID	QC Batch Method	QC Batch	Analytical Method	Analytical Batch
92495055001	**13822_HC_RD**	MADEPV	1541991	MADEP VPH	1541991
92495055001	**13822_HC_RD**	EPA 3010A	566001	EPA 6010D	566017
92495055001	**13822_HC_RD**	SM 6200B	565946		

This report shall not be reproduced, except in full,
without the written consent of Pace Analytical Services, LLC.

Pace Analytical

CHAIN-OF-CUSTODY Analytical Request Document

Chain-of-Custody is a LEGAL DOCUMENT - Complete all relevent fields

LAB USE ONLY- WO# : 92495055

92495055

AL

Container Prese

Company: Apex Companies	Billing Information:
Address:	
Report To: Andrew Street	Email To: Andrew Street / Emily Little
Copy To:	Site Collection Info/Address: 13822 H/C RD
Customer Project Name/Number: 2020-LI-2448	State: NC / County/City: Huntersville / Time Zone Collected: [ ] PT [ ] MT [ ] CT [✓] ET
Phone: / Email:	Site/Facility ID #: / Compliance Monitoring? [ ] Yes [ ] No
Collected By (print): Matthew Franioli	Purchase Order #: / Quote #: / DW PWS ID #: / DW Location Code:
Collected By (signature): [signature]	Turnaround Date Required: ASAP / Immediately Packed on Ice: [✓] Yes [ ] No
Sample Disposal: [ ] Dispose as appropriate [ ] Return [ ] Archive: ____ [ ] Hold: ____	Rush: [✓] Same Day [ ] Next Day [ ] 2 Day [ ] 3 Day [ ] 4 Day [ ] 5 Day (Expedite Charges Apply) / Field Filtered (if applicable): [ ] Yes [ ] No / Analysis: ____

** Preservative Types: (1) nitric acid, (2) sulfuric acid, (3) hydrochloric acid, (4) sodium hydroxide, (5) zinc acetate, (6) methanol, (7) sodium bisulfate, (8) sodium thiosulfate, (9) hexane, (A) ascorbic acid, (B) ammonium sulfate, (C) ammonium hydroxide, (D) TSP, (U) Unpreserved, (O) Other ____

Analyses

* Matrix Codes (Insert in Matrix box below): Drinking Water (DW), Ground Water (GW), Wastewater (WW), Product (P), Soil/Solid (SL), Oil (OL), Wipe (WP), Air (AR), Tissue (TS), Bioassay (B), Vapor (V), Other (OT)

Customer Sample ID	Matrix *	Comp / Grab	Collected (or Composite Start) Date	Collected (or Composite Start) Time	Composite End Date	Composite End Time	Res Cl	# of Ctns	SM 6200B VOCs	Lead	MADEP VPH								
13822 H/CRD	DW	G	09/6	1515					X	X	X								

Lab Profile/Line:

Lab Sample Receipt Checklist:

Custody Seals Present/Intact	Y N NA
Custody Signatures Present	Y N NA
Collector Signature Present	Y N NA
Bottles Intact	Y N NA
Correct Bottles	Y N NA
Sufficient Volume	Y N NA
Samples Received on Ice	Y N NA
VOA - Headspace Acceptable	Y N NA
USDA Regulated Soils	Y N NA
Samples in Holding Time	Y N NA
Residual Chlorine Present	Y N NA
Cl Strips: ____	
Sample pH Acceptable	Y N NA
pH Strips: ____	
Sulfide Present	Y N NA
Lead Acetate Strips: ____	

LAB USE ONLY:
Lab Sample # / Comments: 92495055

Customer Remarks / Special Conditions / Possible Hazards:

Type of Ice Used: Wet Blue Dry None

Packing Material Used:

Radchem sample(s) screened (<500 cpm): Y N NA

SHORT HOLDS PRESENT (<72 hours): Y N N/A

Lab Tracking #: 2539207

Samples received via: FEDEX UPS Client Courier Pace Courier

Lab Sample Temperature Info:
Temp Blank Received: Y N NA
Therm ID#: 921061
Cooler 1 Temp Upon Receipt: 3.7 oC
Cooler 1 Therm Corr. Factor: 0 oC
Cooler 1 Corrected Temp: 3.7 oC
Comments:

Relinquished by/Company: (Signature)	Date/Time:	Received by/Company: (Signature)	Date/Time:
[signature] / Apex	0715 09/11/20	[signature]	9-11-20 700
[signature]	9-11-20 1342	[signature] Pace HW	9/11/20 13:42

MTJL LAB USE ONLY
Table #:
Acctnum:
Template:
Prelogin:
PM:
PB:

Trip Blank Received: Y N NA
HCL MeOH TSP Other

Non Conformance(s): YES / NO

Page: ____ of: ____

Pace Analytical Services, LLC
9800 Kincey Ave. Suite 100
Huntersville, NC 28078
(704)875-9092

September 14, 2020

Andrew Street
Apex Companies - NC
5900 Northwoods Business Pkwy
Suite 5900-0
Charlotte, NC 28269

RE: Project: 2020-LI-2448
Pace Project No.: 92495058

Dear Andrew Street:

Enclosed are the analytical results for sample(s) received by the laboratory on September 11, 2020. The results relate only to the samples included in this report. Results reported herein conform to the applicable TNI/NELAC Standards and the laboratory's Quality Manual, where applicable, unless otherwise noted in the body of the report.

The test results provided in this final report were generated by each of the following laboratories within the Pace Network:

- Pace National - Mt. Juliet
- Pace Analytical Services - Asheville
- Pace Analytical Services - Charlotte

If you have any questions concerning this report, please feel free to contact me.

Sincerely,

Angela M. Baioni

Angela Baioni
angela.baioni@pacelabs.com
(704)875-9092
Project Manager

Enclosures

cc: J Culbreath, Colonial Pipeline Company
Robert Hughes, Colonial Pipeline
Margaret King, APEX Companies, LLC
Emily Little, Apex Companies
Jeff Morrison, Colonial Pipeline Company
Tom Naumann, APEX Companies - NC
Joe Nicolette, Montrose-EPS
Christopher Schultz, Apex Companies
J Tate, Colonial Pipeline Company
Alex Testoff, Montrose-EPS
Michael Verdon, Colonial Pipeline Company
JM Wyatt, Colonial Pipeline Company

REPORT OF LABORATORY ANALYSIS

This report shall not be reproduced, except in full,
without the written consent of Pace Analytical Services, LLC.

Pace Analytical Services, LLC
9800 Kincey Ave. Suite 100
Huntersville, NC 28078
(704)875-9092

CERTIFICATIONS

Project: 2020-LI-2448
Pace Project No.: 92495058

Pace Analytical Services National

12065 Lebanon Road, Mt. Juliet, TN 37122
Alabama Certification #: 40660
Alaska Certification 17-026
Arizona Certification #: AZ0612
Arkansas Certification #: 88-0469
California Certification #: 2932
Canada Certification #: 1461.01
Colorado Certification #: TN00003
Connecticut Certification #: PH-0197
DOD Certification: #1461.01
EPA# TN00003
Florida Certification #: E87487
Georgia DW Certification #: 923
Georgia Certification: NELAP
Idaho Certification #: TN00003
Illinois Certification #: 200008
Indiana Certification #: C-TN-01
Iowa Certification #: 364
Kansas Certification #: E-10277
Kentucky UST Certification #: 16
Kentucky Certification #: 90010
Louisiana Certification #: AI30792
Louisiana DW Certification #: LA180010
Maine Certification #: TN0002
Maryland Certification #: 324
Massachusetts Certification #: M-TN003
Michigan Certification #: 9958
Minnesota Certification #: 047-999-395
Mississippi Certification #: TN00003
Missouri Certification #: 340
Montana Certification #: CERT0086
Nebraska Certification #: NE-OS-15-05
Nevada Certification #: TN-03-2002-34
New Hampshire Certification #: 2975
New Jersey Certification #: TN002
New Mexico DW Certification
New York Certification #: 11742
North Carolina Aquatic Toxicity Certification #: 41
North Carolina Drinking Water Certification #: 21704
North Carolina Environmental Certificate #: 375
North Dakota Certification #: R-140
Ohio VAP Certification #: CL0069
Oklahoma Certification #: 9915
Oregon Certification #: TN200002
Pennsylvania Certification #: 68-02979
Rhode Island Certification #: LAO00356
South Carolina Certification #: 84004
South Dakota Certification
Tennessee DW/Chem/Micro Certification #: 2006
Texas Certification #: T 104704245-17-14
Texas Mold Certification #: LAB0152
USDA Soil Permit #: P330-15-00234
Utah Certification #: TN00003
Virginia Certification #: VT2006
Vermont Dept. of Health: ID# VT-2006
Virginia Certification #: 460132
Washington Certification #: C847
West Virginia Certification #: 233
Wisconsin Certification #: 9980939910
Wyoming UST Certification #: via A2LA 2926.01
A2LA-ISO 17025 Certification #: 1461.01
A2LA-ISO 17025 Certification #: 1461.02
AIHA-LAP/LLC EMLAP Certification #:100789

Pace Analytical Services Charlotte

9800 Kincey Ave. Ste 100, Huntersville, NC 28078
Louisiana/NELAP Certification # LA170028
North Carolina Drinking Water Certification #: 37706
North Carolina Field Services Certification #: 5342
North Carolina Wastewater Certification #: 12
South Carolina Certification #: 99006001
Florida/NELAP Certification #: E87627
Kentucky UST Certification #: 84
Virginia/VELAP Certification #: 460221

Pace Analytical Services Asheville

2225 Riverside Drive, Asheville, NC 28804
Florida/NELAP Certification #: E87648
Massachusetts Certification #: M-NC030
North Carolina Drinking Water Certification #: 37712
North Carolina Wastewater Certification #: 40
South Carolina Certification #: 99030001
Virginia/VELAP Certification #: 460222

REPORT OF LABORATORY ANALYSIS

This report shall not be reproduced, except in full,
without the written consent of Pace Analytical Services, LLC.

Pace Analytical Services, LLC
9800 Kincey Ave. Suite 100
Huntersville, NC 28078
(704)875-9092

SAMPLE ANALYTE COUNT

Project: 2020-LI-2448
Pace Project No.: 92495058

Lab ID	Sample ID	Method	Analysts	Analytes Reported	Laboratory
92495058001	**14015_AC_RD**	MADEP VPH	BMB	6	PAN
		EPA 6010D	DS	1	PASI-A
		SM 6200B	NSCQ	63	PASI-C

PAN = Pace National - Mt. Juliet
PASI-A = Pace Analytical Services - Asheville
PASI-C = Pace Analytical Services - Charlotte

This report shall not be reproduced, except in full,
without the written consent of Pace Analytical Services, LLC.

Pace Analytical Services, LLC
9800 Kincey Ave. Suite 100
Huntersville, NC 28078
(704)875-9092

ANALYTICAL RESULTS

Project: 2020-LI-2448
Pace Project No.: 92495058

Sample: 14015_AC_RD **Lab ID: 92495058001** Collected: 09/10/20 16:20 Received: 09/11/20 07:08 Matrix: Water

Parameters	Results	Units	Report Limit	DF	Prepared	Analyzed	CAS No.	Qual
MADEPV	Analytical Method: MADEP VPH Preparation Method: MADEPV Pace National - Mt. Juliet							
Aliphatic (C05-C08)	ND	ug/L	100	1	09/12/20 22:51	09/12/20 22:51		
Aliphatic (C09-C12)	ND	ug/L	100	1	09/12/20 22:51	09/12/20 22:51		
Aromatic (C09-C10),Unadjusted	ND	ug/L	100	1	09/12/20 22:51	09/12/20 22:51	TPHC9C10A	
Total VPH	ND	ug/L	100	1	09/12/20 22:51	09/12/20 22:51	VPH	
Surrogates								
2,5-Dibromotoluene (FID)	98.2	%	70.0-130	1	09/12/20 22:51	09/12/20 22:51	615-59-8FID	
2,5-Dibromotoluene (PID)	92.5	%	70.0-130	1	09/12/20 22:51	09/12/20 22:51	615-59-8PID	
6010 MET ICP	Analytical Method: EPA 6010D Preparation Method: EPA 3010A Pace Analytical Services - Asheville							
Lead	ND	ug/L	5.0	1	09/12/20 01:48	09/12/20 16:34	7439-92-1	
6200B MSV	Analytical Method: SM 6200B Pace Analytical Services - Charlotte							
Benzene	ND	ug/L	0.50	1		09/12/20 05:00	71-43-2	
Bromobenzene	ND	ug/L	0.50	1		09/12/20 05:00	108-86-1	
Bromochloromethane	ND	ug/L	0.50	1		09/12/20 05:00	74-97-5	
Bromodichloromethane	ND	ug/L	0.50	1		09/12/20 05:00	75-27-4	
Bromoform	ND	ug/L	0.50	1		09/12/20 05:00	75-25-2	
Bromomethane	ND	ug/L	5.0	1		09/12/20 05:00	74-83-9	
n-Butylbenzene	ND	ug/L	0.50	1		09/12/20 05:00	104-51-8	
sec-Butylbenzene	ND	ug/L	0.50	1		09/12/20 05:00	135-98-8	
tert-Butylbenzene	ND	ug/L	0.50	1		09/12/20 05:00	98-06-6	
Carbon tetrachloride	ND	ug/L	0.50	1		09/12/20 05:00	56-23-5	
Chlorobenzene	ND	ug/L	0.50	1		09/12/20 05:00	108-90-7	
Chloroethane	ND	ug/L	1.0	1		09/12/20 05:00	75-00-3	
Chloroform	ND	ug/L	0.50	1		09/12/20 05:00	67-66-3	
Chloromethane	ND	ug/L	1.0	1		09/12/20 05:00	74-87-3	
2-Chlorotoluene	ND	ug/L	0.50	1		09/12/20 05:00	95-49-8	
4-Chlorotoluene	ND	ug/L	0.50	1		09/12/20 05:00	106-43-4	
1,2-Dibromo-3-chloropropane	ND	ug/L	1.0	1		09/12/20 05:00	96-12-8	
Dibromochloromethane	ND	ug/L	0.50	1		09/12/20 05:00	124-48-1	
1,2-Dibromoethane (EDB)	ND	ug/L	0.50	1		09/12/20 05:00	106-93-4	
Dibromomethane	ND	ug/L	0.50	1		09/12/20 05:00	74-95-3	
1,2-Dichlorobenzene	ND	ug/L	0.50	1		09/12/20 05:00	95-50-1	
1,3-Dichlorobenzene	ND	ug/L	0.50	1		09/12/20 05:00	541-73-1	
1,4-Dichlorobenzene	ND	ug/L	0.50	1		09/12/20 05:00	106-46-7	
Dichlorodifluoromethane	ND	ug/L	0.50	1		09/12/20 05:00	75-71-8	
1,1-Dichloroethane	ND	ug/L	0.50	1		09/12/20 05:00	75-34-3	
1,2-Dichloroethane	ND	ug/L	0.50	1		09/12/20 05:00	107-06-2	
1,1-Dichloroethene	ND	ug/L	0.50	1		09/12/20 05:00	75-35-4	
cis-1,2-Dichloroethene	ND	ug/L	0.50	1		09/12/20 05:00	156-59-2	
trans-1,2-Dichloroethene	ND	ug/L	0.50	1		09/12/20 05:00	156-60-5	
1,2-Dichloropropane	ND	ug/L	0.50	1		09/12/20 05:00	78-87-5	
1,3-Dichloropropane	ND	ug/L	0.50	1		09/12/20 05:00	142-28-9	
2,2-Dichloropropane	ND	ug/L	0.50	1		09/12/20 05:00	594-20-7	

REPORT OF LABORATORY ANALYSIS

This report shall not be reproduced, except in full,
without the written consent of Pace Analytical Services, LLC.

Pace Analytical Services, LLC
9800 Kincey Ave. Suite 100
Huntersville, NC 28078
(704)875-9092

ANALYTICAL RESULTS

Project: 2020-LI-2448
Pace Project No.: 92495058

Sample: 14015_AC_RD **Lab ID: 92495058001** Collected: 09/10/20 16:20 Received: 09/11/20 07:08 Matrix: Water

Parameters	Results	Units	Report Limit	DF	Prepared	Analyzed	CAS No.	Qual
6200B MSV	Analytical Method: SM 6200B Pace Analytical Services - Charlotte							
1,1-Dichloropropene	ND	ug/L	0.50	1		09/12/20 05:00	563-58-6	
cis-1,3-Dichloropropene	ND	ug/L	0.50	1		09/12/20 05:00	10061-01-5	
trans-1,3-Dichloropropene	ND	ug/L	0.50	1		09/12/20 05:00	10061-02-6	
Diisopropyl ether	ND	ug/L	0.50	1		09/12/20 05:00	108-20-3	
Ethylbenzene	ND	ug/L	0.50	1		09/12/20 05:00	100-41-4	
Hexachloro-1,3-butadiene	ND	ug/L	2.0	1		09/12/20 05:00	87-68-3	
Isopropylbenzene (Cumene)	ND	ug/L	0.50	1		09/12/20 05:00	98-82-8	
Methylene Chloride	ND	ug/L	2.0	1		09/12/20 05:00	75-09-2	
Methyl-tert-butyl ether	ND	ug/L	0.50	1		09/12/20 05:00	1634-04-4	
Naphthalene	ND	ug/L	2.0	1		09/12/20 05:00	91-20-3	
n-Propylbenzene	ND	ug/L	0.50	1		09/12/20 05:00	103-65-1	
Styrene	ND	ug/L	0.50	1		09/12/20 05:00	100-42-5	
1,1,1,2-Tetrachloroethane	ND	ug/L	0.50	1		09/12/20 05:00	630-20-6	
1,1,2,2-Tetrachloroethane	ND	ug/L	0.50	1		09/12/20 05:00	79-34-5	
Tetrachloroethene	ND	ug/L	0.50	1		09/12/20 05:00	127-18-4	
Toluene	ND	ug/L	0.50	1		09/12/20 05:00	108-88-3	
1,2,3-Trichlorobenzene	ND	ug/L	2.0	1		09/12/20 05:00	87-61-6	
1,2,4-Trichlorobenzene	ND	ug/L	2.0	1		09/12/20 05:00	120-82-1	
1,1,1-Trichloroethane	ND	ug/L	0.50	1		09/12/20 05:00	71-55-6	
1,1,2-Trichloroethane	ND	ug/L	0.50	1		09/12/20 05:00	79-00-5	
Trichloroethene	ND	ug/L	0.50	1		09/12/20 05:00	79-01-6	
Trichlorofluoromethane	ND	ug/L	1.0	1		09/12/20 05:00	75-69-4	
1,2,3-Trichloropropane	ND	ug/L	0.50	1		09/12/20 05:00	96-18-4	
1,2,4-Trimethylbenzene	ND	ug/L	0.50	1		09/12/20 05:00	95-63-6	
1,3,5-Trimethylbenzene	ND	ug/L	0.50	1		09/12/20 05:00	108-67-8	
Vinyl chloride	ND	ug/L	1.0	1		09/12/20 05:00	75-01-4	
m&p-Xylene	ND	ug/L	1.0	1		09/12/20 05:00	179601-23-1	
o-Xylene	ND	ug/L	0.50	1		09/12/20 05:00	95-47-6	
Surrogates								
1,2-Dichloroethane-d4 (S)	89	%	70-130	1		09/12/20 05:00	17060-07-0	
4-Bromofluorobenzene (S)	94	%	70-130	1		09/12/20 05:00	460-00-4	
Toluene-d8 (S)	99	%	70-130	1		09/12/20 05:00	2037-26-5	

REPORT OF LABORATORY ANALYSIS

This report shall not be reproduced, except in full,
without the written consent of Pace Analytical Services, LLC.

Pace Analytical Services, LLC
9800 Kincey Ave. Suite 100
Huntersville, NC 28078
(704)875-9092

QUALITY CONTROL DATA

Project: 2020-LI-2448
Pace Project No.: 92495058

QC Batch: 1541991
QC Batch Method: MADEPV
Analysis Method: MADEP VPH
Analysis Description: MADEPV
Laboratory: Pace National - Mt. Juliet

Associated Lab Samples: 92495058001

METHOD BLANK: R3569753-1 Matrix: Water
Associated Lab Samples: 92495058001

Parameter	Units	Blank Result	Reporting Limit	Analyzed	Qualifiers
Aliphatic (C05-C08)	ug/L	ND	100	09/12/20 13:27	
Aliphatic (C09-C12)	ug/L	ND	100	09/12/20 13:27	
Aromatic (C09-C10),Unadjusted	ug/L	ND	100	09/12/20 13:27	
Total VPH	ug/L	ND	100	09/12/20 13:27	
2,5-Dibromotoluene (FID)	%	92.8	70.0-130	09/12/20 13:27	
2,5-Dibromotoluene (PID)	%	90	70.0-130	09/12/20 13:27	

LABORATORY CONTROL SAMPLE & LCSD: R3569753-2 R3569753-3

Parameter	Units	Spike Conc.	LCS Result	LCSD Result	LCS % Rec	LCSD % Rec	% Rec Limits	RPD	Max RPD	Qualifiers
Aliphatic (C05-C08)	ug/L	1200	1120	1090	93.3	90.8	70.0-130	2.71	25	
Aliphatic (C09-C12)	ug/L	1400	1190	1200	85.0	85.7	70.0-130	0.837	25	
Aromatic (C09-C10),Unadjusted	ug/L	200	155	150	77.5	75.0	70.0-130	3.28	25	
Total VPH	ug/L	2800	2470	2440	88.2	87.1	70.0-130	1.22	25	
2,5-Dibromotoluene (FID)	%				96.9	97.5	70.0-130			
2,5-Dibromotoluene (PID)	%				93.5	90.3	70.0-130			

Results presented on this page are in the units indicated by the "Units" column except where an alternate unit is presented to the right of the result.

REPORT OF LABORATORY ANALYSIS

This report shall not be reproduced, except in full,
without the written consent of Pace Analytical Services, LLC.

Pace Analytical Services, LLC
9800 Kincey Ave. Suite 100
Huntersville, NC 28078
(704)875-9092

QUALITY CONTROL DATA

Project: 2020-LI-2448
Pace Project No.: 92495058

QC Batch: 566001
QC Batch Method: EPA 3010A
Analysis Method: EPA 6010D
Analysis Description: 6010 MET
Laboratory: Pace Analytical Services - Asheville

Associated Lab Samples: 92495058001

METHOD BLANK: 2999937 Matrix: Water
Associated Lab Samples: 92495058001

Parameter	Units	Blank Result	Reporting Limit	Analyzed	Qualifiers
Lead	ug/L	ND	5.0	09/12/20 16:12	

LABORATORY CONTROL SAMPLE: 2999938

Parameter	Units	Spike Conc.	LCS Result	LCS % Rec	% Rec Limits	Qualifiers
Lead	ug/L	500	455	91	80-120	

MATRIX SPIKE & MATRIX SPIKE DUPLICATE: 2999939 2999940

Parameter	Units	92495051001 Result	MS Spike Conc.	MSD Spike Conc.	MS Result	MSD Result	MS % Rec	MSD % Rec	% Rec Limits	RPD	Qual
Lead	ug/L	ND	500	500	473	467	95	93	75-125	1	

Results presented on this page are in the units indicated by the "Units" column except where an alternate unit is presented to the right of the result.

REPORT OF LABORATORY ANALYSIS

This report shall not be reproduced, except in full,
without the written consent of Pace Analytical Services, LLC.

Pace Analytical Services, LLC
9800 Kincey Ave. Suite 100
Huntersville, NC 28078
(704)875-9092

QUALITY CONTROL DATA

Project: 2020-LI-2448
Pace Project No.: 92495058

QC Batch: 565946
QC Batch Method: SM 6200B
Analysis Method: SM 6200B
Analysis Description: 6200B MSV
Laboratory: Pace Analytical Services - Charlotte

Associated Lab Samples: 92495058001

METHOD BLANK: 2999437 Matrix: Water
Associated Lab Samples: 92495058001

Parameter	Units	Blank Result	Reporting Limit	Analyzed	Qualifiers
1,1,1,2-Tetrachloroethane	ug/L	ND	0.50	09/12/20 03:28	
1,1,1-Trichloroethane	ug/L	ND	0.50	09/12/20 03:28	
1,1,2,2-Tetrachloroethane	ug/L	ND	0.50	09/12/20 03:28	
1,1,2-Trichloroethane	ug/L	ND	0.50	09/12/20 03:28	
1,1-Dichloroethane	ug/L	ND	0.50	09/12/20 03:28	
1,1-Dichloroethene	ug/L	ND	0.50	09/12/20 03:28	
1,1-Dichloropropene	ug/L	ND	0.50	09/12/20 03:28	
1,2,3-Trichlorobenzene	ug/L	ND	2.0	09/12/20 03:28	
1,2,3-Trichloropropane	ug/L	ND	0.50	09/12/20 03:28	
1,2,4-Trichlorobenzene	ug/L	ND	2.0	09/12/20 03:28	
1,2,4-Trimethylbenzene	ug/L	ND	0.50	09/12/20 03:28	
1,2-Dibromo-3-chloropropane	ug/L	ND	1.0	09/12/20 03:28	
1,2-Dibromoethane (EDB)	ug/L	ND	0.50	09/12/20 03:28	
1,2-Dichlorobenzene	ug/L	ND	0.50	09/12/20 03:28	
1,2-Dichloroethane	ug/L	ND	0.50	09/12/20 03:28	
1,2-Dichloropropane	ug/L	ND	0.50	09/12/20 03:28	
1,3,5-Trimethylbenzene	ug/L	ND	0.50	09/12/20 03:28	
1,3-Dichlorobenzene	ug/L	ND	0.50	09/12/20 03:28	
1,3-Dichloropropane	ug/L	ND	0.50	09/12/20 03:28	
1,4-Dichlorobenzene	ug/L	ND	0.50	09/12/20 03:28	
2,2-Dichloropropane	ug/L	ND	0.50	09/12/20 03:28	
2-Chlorotoluene	ug/L	ND	0.50	09/12/20 03:28	
4-Chlorotoluene	ug/L	ND	0.50	09/12/20 03:28	
Benzene	ug/L	ND	0.50	09/12/20 03:28	
Bromobenzene	ug/L	ND	0.50	09/12/20 03:28	
Bromochloromethane	ug/L	ND	0.50	09/12/20 03:28	
Bromodichloromethane	ug/L	ND	0.50	09/12/20 03:28	
Bromoform	ug/L	ND	0.50	09/12/20 03:28	
Bromomethane	ug/L	ND	5.0	09/12/20 03:28	
Carbon tetrachloride	ug/L	ND	0.50	09/12/20 03:28	
Chlorobenzene	ug/L	ND	0.50	09/12/20 03:28	
Chloroethane	ug/L	ND	1.0	09/12/20 03:28	
Chloroform	ug/L	ND	0.50	09/12/20 03:28	
Chloromethane	ug/L	ND	1.0	09/12/20 03:28	
cis-1,2-Dichloroethene	ug/L	ND	0.50	09/12/20 03:28	
cis-1,3-Dichloropropene	ug/L	ND	0.50	09/12/20 03:28	
Dibromochloromethane	ug/L	ND	0.50	09/12/20 03:28	
Dibromomethane	ug/L	ND	0.50	09/12/20 03:28	
Dichlorodifluoromethane	ug/L	ND	0.50	09/12/20 03:28	
Diisopropyl ether	ug/L	ND	0.50	09/12/20 03:28	

Results presented on this page are in the units indicated by the "Units" column except where an alternate unit is presented to the right of the result.

REPORT OF LABORATORY ANALYSIS

This report shall not be reproduced, except in full,
without the written consent of Pace Analytical Services, LLC.

Pace Analytical Services, LLC
9800 Kincey Ave. Suite 100
Huntersville, NC 28078
(704)875-9092

QUALITY CONTROL DATA

Project: 2020-LI-2448
Pace Project No.: 92495058

METHOD BLANK: 2999437 Matrix: Water
Associated Lab Samples: 92495058001

Parameter	Units	Blank Result	Reporting Limit	Analyzed	Qualifiers
Ethylbenzene	ug/L	ND	0.50	09/12/20 03:28	
Hexachloro-1,3-butadiene	ug/L	ND	2.0	09/12/20 03:28	
Isopropylbenzene (Cumene)	ug/L	ND	0.50	09/12/20 03:28	
m&p-Xylene	ug/L	ND	1.0	09/12/20 03:28	
Methyl-tert-butyl ether	ug/L	ND	0.50	09/12/20 03:28	
Methylene Chloride	ug/L	ND	2.0	09/12/20 03:28	
n-Butylbenzene	ug/L	ND	0.50	09/12/20 03:28	
n-Propylbenzene	ug/L	ND	0.50	09/12/20 03:28	
Naphthalene	ug/L	ND	2.0	09/12/20 03:28	
o-Xylene	ug/L	ND	0.50	09/12/20 03:28	
sec-Butylbenzene	ug/L	ND	0.50	09/12/20 03:28	
Styrene	ug/L	ND	0.50	09/12/20 03:28	
tert-Butylbenzene	ug/L	ND	0.50	09/12/20 03:28	
Tetrachloroethene	ug/L	ND	0.50	09/12/20 03:28	
Toluene	ug/L	ND	0.50	09/12/20 03:28	
trans-1,2-Dichloroethene	ug/L	ND	0.50	09/12/20 03:28	
trans-1,3-Dichloropropene	ug/L	ND	0.50	09/12/20 03:28	
Trichloroethene	ug/L	ND	0.50	09/12/20 03:28	
Trichlorofluoromethane	ug/L	ND	1.0	09/12/20 03:28	
Vinyl chloride	ug/L	ND	1.0	09/12/20 03:28	
1,2-Dichloroethane-d4 (S)	%	91	70-130	09/12/20 03:28	
4-Bromofluorobenzene (S)	%	95	70-130	09/12/20 03:28	
Toluene-d8 (S)	%	100	70-130	09/12/20 03:28	

LABORATORY CONTROL SAMPLE: 2999438

Parameter	Units	Spike Conc.	LCS Result	LCS % Rec	% Rec Limits	Qualifiers
1,1,1,2-Tetrachloroethane	ug/L	50	52.5	105	60-140	
1,1,1-Trichloroethane	ug/L	50	48.3	97	60-140	
1,1,2,2-Tetrachloroethane	ug/L	50	50.7	101	60-140	
1,1,2-Trichloroethane	ug/L	50	50.4	101	60-140	
1,1-Dichloroethane	ug/L	50	48.4	97	60-140	
1,1-Dichloroethene	ug/L	50	50.7	101	60-140	
1,1-Dichloropropene	ug/L	50	51.2	102	60-140	
1,2,3-Trichlorobenzene	ug/L	50	53.9	108	60-140	
1,2,3-Trichloropropane	ug/L	50	49.2	98	60-140	
1,2,4-Trichlorobenzene	ug/L	50	55.3	111	60-140	
1,2,4-Trimethylbenzene	ug/L	50	52.8	106	60-140	
1,2-Dibromo-3-chloropropane	ug/L	50	51.0	102	60-140	
1,2-Dibromoethane (EDB)	ug/L	50	54.1	108	60-140	
1,2-Dichlorobenzene	ug/L	50	53.4	107	60-140	
1,2-Dichloroethane	ug/L	50	40.8	82	60-140	
1,2-Dichloropropane	ug/L	50	52.6	105	60-140	
1,3,5-Trimethylbenzene	ug/L	50	52.8	106	60-140	

Results presented on this page are in the units indicated by the "Units" column except where an alternate unit is presented to the right of the result.

REPORT OF LABORATORY ANALYSIS

This report shall not be reproduced, except in full,
without the written consent of Pace Analytical Services, LLC.

Pace Analytical Services, LLC
9800 Kincey Ave. Suite 100
Huntersville, NC 28078
(704)875-9092

QUALITY CONTROL DATA

Project: 2020-LI-2448
Pace Project No.: 92495058

LABORATORY CONTROL SAMPLE: 2999438

Parameter	Units	Spike Conc.	LCS Result	LCS % Rec	% Rec Limits	Qualifiers
1,3-Dichlorobenzene	ug/L	50	53.6	107	60-140	
1,3-Dichloropropane	ug/L	50	54.3	109	60-140	
1,4-Dichlorobenzene	ug/L	50	53.2	106	60-140	
2,2-Dichloropropane	ug/L	50	46.1	92	60-140	
2-Chlorotoluene	ug/L	50	53.7	107	60-140	
4-Chlorotoluene	ug/L	50	52.1	104	60-140	
Benzene	ug/L	50	51.7	103	60-140	
Bromobenzene	ug/L	50	52.7	105	60-140	
Bromochloromethane	ug/L	50	50.2	100	60-140	
Bromodichloromethane	ug/L	50	46.1	92	60-140	
Bromoform	ug/L	50	50.3	101	60-140	
Bromomethane	ug/L	50	47.4	95	60-140	
Carbon tetrachloride	ug/L	50	52.2	104	60-140	
Chlorobenzene	ug/L	50	53.1	106	60-140	
Chloroethane	ug/L	50	35.7	71	60-140	
Chloroform	ug/L	50	46.4	93	60-140	
Chloromethane	ug/L	50	51.0	102	60-140	
cis-1,2-Dichloroethene	ug/L	50	47.2	94	60-140	
cis-1,3-Dichloropropene	ug/L	50	53.0	106	60-140	
Dibromochloromethane	ug/L	50	52.1	104	60-140	
Dibromomethane	ug/L	50	50.7	101	60-140	
Dichlorodifluoromethane	ug/L	50	55.0	110	60-140	
Diisopropyl ether	ug/L	50	46.8	94	60-140	
Ethylbenzene	ug/L	50	53.3	107	60-140	
Hexachloro-1,3-butadiene	ug/L	50	56.1	112	60-140	
Isopropylbenzene (Cumene)	ug/L	50	54.1	108	60-140	
m&p-Xylene	ug/L	100	104	104	60-140	
Methyl-tert-butyl ether	ug/L	50	47.0	94	60-140	
Methylene Chloride	ug/L	50	43.0	86	60-140	
n-Butylbenzene	ug/L	50	54.1	108	60-140	
n-Propylbenzene	ug/L	50	54.3	109	60-140	
Naphthalene	ug/L	50	54.1	108	60-140	
o-Xylene	ug/L	50	52.6	105	60-140	
sec-Butylbenzene	ug/L	50	55.0	110	60-140	
Styrene	ug/L	50	54.9	110	60-140	
tert-Butylbenzene	ug/L	50	45.2	90	60-140	
Tetrachloroethene	ug/L	50	55.0	110	60-140	
Toluene	ug/L	50	50.6	101	60-140	
trans-1,2-Dichloroethene	ug/L	50	48.7	97	60-140	
trans-1,3-Dichloropropene	ug/L	50	49.1	98	60-140	
Trichloroethene	ug/L	50	53.5	107	60-140	
Trichlorofluoromethane	ug/L	50	50.2	100	60-140	
Vinyl chloride	ug/L	50	54.0	108	60-140	
1,2-Dichloroethane-d4 (S)	%			82	70-130	
4-Bromofluorobenzene (S)	%			98	70-130	
Toluene-d8 (S)	%			96	70-130	

Results presented on this page are in the units indicated by the "Units" column except where an alternate unit is presented to the right of the result.

REPORT OF LABORATORY ANALYSIS

This report shall not be reproduced, except in full,
without the written consent of Pace Analytical Services, LLC.

Pace Analytical Services, LLC
9800 Kincey Ave. Suite 100
Huntersville, NC 28078
(704)875-9092

QUALITY CONTROL DATA

Project: 2020-LI-2448
Pace Project No.: 92495058

MATRIX SPIKE & MATRIX SPIKE DUPLICATE: 2999439 2999440

Parameter	Units	92495067001 Result	MS Spike Conc.	MSD Spike Conc.	MS Result	MSD Result	MS % Rec	MSD % Rec	% Rec Limits	RPD	Qual
1,1,1,2-Tetrachloroethane	ug/L	ND	20	20	23.7	23.3	118	116	60-140	2	
1,1,1-Trichloroethane	ug/L	ND	20	20	22.7	22.7	114	113	60-140	0	
1,1,2,2-Tetrachloroethane	ug/L	ND	20	20	22.3	22.3	112	111	60-140	0	
1,1,2-Trichloroethane	ug/L	ND	20	20	22.8	22.5	114	112	60-140	1	
1,1-Dichloroethane	ug/L	ND	20	20	22.4	21.7	112	108	60-140	3	
1,1-Dichloroethene	ug/L	ND	20	20	24.2	24.3	121	122	60-140	1	
1,1-Dichloropropene	ug/L	ND	20	20	23.1	23.0	116	115	60-140	0	
1,2,3-Trichlorobenzene	ug/L	ND	20	20	20.2	21.6	101	108	60-140	7	
1,2,3-Trichloropropane	ug/L	ND	20	20	22.2	22.0	111	110	60-140	1	
1,2,4-Trichlorobenzene	ug/L	ND	20	20	21.7	22.6	108	113	60-140	4	
1,2,4-Trimethylbenzene	ug/L	ND	20	20	22.7	23.5	114	117	60-140	3	
1,2-Dibromo-3-chloropropane	ug/L	ND	20	20	20.8	21.9	104	110	60-140	5	
1,2-Dibromoethane (EDB)	ug/L	ND	20	20	23.3	23.6	117	118	60-140	1	
1,2-Dichlorobenzene	ug/L	ND	20	20	22.2	22.8	111	114	60-140	2	
1,2-Dichloroethane	ug/L	ND	20	20	18.5	18.4	92	92	60-140	0	
1,2-Dichloropropane	ug/L	ND	20	20	23.8	23.6	119	118	60-140	1	
1,3,5-Trimethylbenzene	ug/L	ND	20	20	23.3	23.8	116	119	60-140	2	
1,3-Dichlorobenzene	ug/L	ND	20	20	22.4	23.1	112	115	60-140	3	
1,3-Dichloropropane	ug/L	ND	20	20	24.2	24.1	121	121	60-140	0	
1,4-Dichlorobenzene	ug/L	ND	20	20	22.3	22.9	111	115	60-140	3	
2,2-Dichloropropane	ug/L	ND	20	20	22.7	22.3	113	111	60-140	2	
2-Chlorotoluene	ug/L	ND	20	20	23.4	24.1	117	121	60-140	3	
4-Chlorotoluene	ug/L	ND	20	20	22.2	23.0	111	115	60-140	4	
Benzene	ug/L	ND	20	20	24.1	23.0	120	115	60-140	4	
Bromobenzene	ug/L	ND	20	20	23.0	23.4	115	117	60-140	2	
Bromochloromethane	ug/L	ND	20	20	22.3	22.4	111	112	60-140	1	
Bromodichloromethane	ug/L	ND	20	20	20.5	20.6	103	103	60-140	0	
Bromoform	ug/L	ND	20	20	21.5	21.6	108	108	60-140	0	
Bromomethane	ug/L	ND	20	20	20.3	22.5	101	113	60-140	11	
Carbon tetrachloride	ug/L	ND	20	20	25.2	24.4	126	122	60-140	3	
Chlorobenzene	ug/L	ND	20	20	23.6	23.6	118	118	60-140	0	
Chloroethane	ug/L	ND	20	20	21.0	21.7	105	109	60-140	3	
Chloroform	ug/L	ND	20	20	20.6	21.2	103	106	60-140	3	
Chloromethane	ug/L	ND	20	20	22.2	22.3	111	112	60-140	1	
cis-1,2-Dichloroethene	ug/L	ND	20	20	21.6	21.5	108	107	60-140	0	
cis-1,3-Dichloropropene	ug/L	ND	20	20	24.4	23.7	122	119	60-140	3	
Dibromochloromethane	ug/L	ND	20	20	23.1	22.9	116	115	60-140	1	
Dibromomethane	ug/L	ND	20	20	23.4	23.1	117	115	60-140	2	
Dichlorodifluoromethane	ug/L	ND	20	20	25.9	25.7	130	128	60-140	1	
Diisopropyl ether	ug/L	ND	20	20	21.0	20.9	105	104	60-140	1	
Ethylbenzene	ug/L	ND	20	20	23.9	24.0	120	120	60-140	0	
Hexachloro-1,3-butadiene	ug/L	ND	20	20	24.7	26.1	124	130	60-140	5	
Isopropylbenzene (Cumene)	ug/L	ND	20	20	24.2	24.2	121	121	60-140	0	
m&p-Xylene	ug/L	ND	40	40	46.9	46.8	117	117	60-140	0	
Methyl-tert-butyl ether	ug/L	ND	20	20	21.0	20.7	105	103	60-140	2	
Methylene Chloride	ug/L	ND	20	20	19.9	20.0	99	100	60-140	1	

Results presented on this page are in the units indicated by the "Units" column except where an alternate unit is presented to the right of the result.

REPORT OF LABORATORY ANALYSIS

This report shall not be reproduced, except in full,
without the written consent of Pace Analytical Services, LLC.

Pace Analytical Services, LLC
9800 Kincey Ave. Suite 100
Huntersville, NC 28078
(704)875-9092

QUALITY CONTROL DATA

Project: 2020-LI-2448
Pace Project No.: 92495058

MATRIX SPIKE & MATRIX SPIKE DUPLICATE: 2999439 2999440

Parameter	Units	92495067001 Result	MS Spike Conc.	MSD Spike Conc.	MS Result	MSD Result	MS % Rec	MSD % Rec	% Rec Limits	RPD	Qual
n-Butylbenzene	ug/L	ND	20	20	23.1	24.1	116	120	60-140	4	
n-Propylbenzene	ug/L	ND	20	20	23.8	24.4	119	122	60-140	2	
Naphthalene	ug/L	ND	20	20	19.3	20.9	97	104	60-140	8	
o-Xylene	ug/L	ND	20	20	23.3	23.7	116	118	60-140	2	
sec-Butylbenzene	ug/L	ND	20	20	24.2	24.9	121	124	60-140	3	
Styrene	ug/L	ND	20	20	23.5	23.3	118	117	60-140	1	
tert-Butylbenzene	ug/L	ND	20	20	20.3	20.7	102	104	60-140	2	
Tetrachloroethene	ug/L	ND	20	20	25.7	25.4	129	127	60-140	1	
Toluene	ug/L	ND	20	20	23.5	23.1	117	116	60-140	1	
trans-1,2-Dichloroethene	ug/L	ND	20	20	22.4	22.7	112	113	60-140	1	
trans-1,3-Dichloropropene	ug/L	ND	20	20	22.4	21.9	112	110	60-140	2	
Trichloroethene	ug/L	ND	20	20	25.2	24.9	126	125	60-140	1	
Trichlorofluoromethane	ug/L	ND	20	20	26.0	26.4	130	132	60-140	1	
Vinyl chloride	ug/L	ND	20	20	24.8	24.9	124	124	60-140	0	
1,2-Dichloroethane-d4 (S)	%						91	89	70-130		
4-Bromofluorobenzene (S)	%						98	96	70-130		
Toluene-d8 (S)	%						99	98	70-130		

Results presented on this page are in the units indicated by the "Units" column except where an alternate unit is presented to the right of the result.

REPORT OF LABORATORY ANALYSIS

This report shall not be reproduced, except in full,
without the written consent of Pace Analytical Services, LLC.

Pace Analytical Services, LLC
9800 Kincey Ave. Suite 100
Huntersville, NC 28078
(704)875-9092

QUALIFIERS

Project: 2020-LI-2448
Pace Project No.: 92495058

DEFINITIONS

DF - Dilution Factor, if reported, represents the factor applied to the reported data due to dilution of the sample aliquot.

ND - Not Detected at or above adjusted reporting limit.

TNTC - Too Numerous To Count

J - Estimated concentration above the adjusted method detection limit and below the adjusted reporting limit.

MDL - Adjusted Method Detection Limit.

PQL - Practical Quantitation Limit.

RL - Reporting Limit - The lowest concentration value that meets project requirements for quantitative data with known precision and bias for a specific analyte in a specific matrix.

S - Surrogate

1,2-Diphenylhydrazine decomposes to and cannot be separated from Azobenzene using Method 8270. The result for each analyte is a combined concentration.

Consistent with EPA guidelines, unrounded data are displayed and have been used to calculate % recovery and RPD values.

LCS(D) - Laboratory Control Sample (Duplicate)

MS(D) - Matrix Spike (Duplicate)

DUP - Sample Duplicate

RPD - Relative Percent Difference

NC - Not Calculable.

SG - Silica Gel - Clean-Up

U - Indicates the compound was analyzed for, but not detected.

Acid preservation may not be appropriate for 2 Chloroethylvinyl ether.

A separate vial preserved to a pH of 4-5 is recommended in SW846 Chapter 4 for the analysis of Acrolein and Acrylonitrile by EPA Method 8260.

N-Nitrosodiphenylamine decomposes and cannot be separated from Diphenylamine using Method 8270. The result reported for each analyte is a combined concentration.

Pace Analytical is TNI accredited. Contact your Pace PM for the current list of accredited analytes.

TNI - The NELAC Institute.

This report shall not be reproduced, except in full,
without the written consent of Pace Analytical Services, LLC.

Pace Analytical Services, LLC
9800 Kincey Ave. Suite 100
Huntersville, NC 28078
(704)875-9092

QUALITY CONTROL DATA CROSS REFERENCE TABLE

Project: 2020-LI-2448
Pace Project No.: 92495058

Lab ID	Sample ID	QC Batch Method	QC Batch	Analytical Method	Analytical Batch
92495058001	**14015_AC_RD**	MADEPV	1541991	MADEP VPH	1541991
92495058001	**14015_AC_RD**	EPA 3010A	566001	EPA 6010D	566017
92495058001	**14015_AC_RD**	SM 6200B	565946		

This report shall not be reproduced, except in full,
without the written consent of Pace Analytical Services, LLC.

Pace Analytical®

CHAIN-OF-CUSTODY Analytical Request Document

Chain-of-Custody is a LEGAL DOCUMENT - Complete all relevent fields

LAB US

WO# : 92495058

92495058

Number or

Contai

Company: Apex Companies	Billing Information:
Address:	
Report To: Andrew Street	Email To: Andrew Street / Emily Little
Copy To:	Site Collection Info/Address: 14015 AC RD
Customer Project Name/Number: 2020-L1-2448	State: NC / County/City: Huntersville / Time Zone Collected: [ ] PT [ ] MT [ ] CT [✓] ET
Phone: / Email:	Site/Facility ID #: / Compliance Monitoring? [ ] Yes [ ] No
Collected By (print): Matthew Fraioli	Purchase Order #: / Quote #: / DW PWS ID #: / DW Location Code:
Collected By (signature): [signature]	Turnaround Date Required: ASAP / Immediately Packed on Ice: [✓] Yes [ ] No
Sample Disposal: [ ] Dispose as appropriate [ ] Return [ ] Archive: ____ [ ] Hold: ____	Rush: [✓] Same Day [ ] Next Day [ ] 2 Day [ ] 3 Day [ ] 4 Day [ ] 5 Day (Expedite Charges Apply) / Field Filtered (if applicable): [ ] Yes [ ] No / Analysis: ____

** Preservative Types: (1) nitric acid, (2) sulfuric acid, (3) hydrochloric acid, (4) sodium hydroxide, (5) zinc acetate, (6) methanol, (7) sodium bisulfate, (8) sodium thiosulfate, (9) hexane, (A) ascorbic acid, (B) ammonium sulfate, (C) ammonium hydroxide, (D) TSP, (U) Unpreserved, (O) Other ____

* Matrix Codes (Insert in Matrix box below): Drinking Water (DW), Ground Water (GW), Wastewater (WW), Product (P), Soil/Solid (SL), Oil (OL), Wipe (WP), Air (AR), Tissue (TS), Bioassay (B), Vapor (V), Other (OT)

Analyses

Customer Sample ID	Matrix *	Comp / Grab	Collected (or Composite Start) Date	Collected (or Composite Start) Time	Composite End Date	Composite End Time	Res Cl	# of Ctns	SME200B VOCs	Lead	MADEP VPH							
14015 AC RD	DW	G	09/10	1620				8	X	X	X							

Lab Profile/Line:

Lab Sample Receipt Checklist:

Custody Seals Present/Intact	Y N NA
Custody Signatures Present	Y N NA
Collector Signature Present	Y N NA
Bottles Intact	Y N NA
Correct Bottles	Y N NA
Sufficient Volume	Y N NA
Samples Received on Ice	Y N NA
VOA - Headspace Acceptable	Y N NA
USDA Regulated Soils	Y N NA
Samples in Holding Time	Y N NA
Residual Chlorine Present	Y N NA
Cl Strips: ____	
Sample pH Acceptable	Y N NA
pH Strips: ____	
Sulfide Present	Y N NA
Lead Acetate Strips: ____	

LAB USE ONLY:
Lab Sample # / Comments: 92495058

Customer Remarks / Special Conditions / Possible Hazards:

Type of Ice Used: Wet Blue Dry None

Packing Material Used:

Radchem sample(s) screened (<500 cpm): Y N NA

SHORT HOLDS PRESENT (<72 hours): Y N N/A

Lab Tracking #: 2539272

Samples received via: FEDEX UPS Client Courier Pace Courier

Lab Sample Temperature Info:
Temp Blank Received: Y N NA
Therm ID#: 927061
Cooler 1 Temp Upon Receipt: 3.7 oC
Cooler 1 Therm Corr. Factor: 0 oC
Cooler 1 Corrected Temp: 3.7 oC
Comments:

Relinquished by/Company: (Signature)	Date/Time:	Received by/Company: (Signature)	Date/Time:
[signature] / Apex	09/11/20 0715	[signature]	9-11-20 700
[signature]	9-11-20 1342	MDEP Pace HVL	9/11/20 13:42

MTJL LAB USE ONLY
Table #:
Acctnum:
Template:
Prelogin:
PM:
PB:

Trip Blank Received: Y N NA
HCL MeOH TSP Other

Non Conformance(s): YES / NO

Page: ____ of: ____

Pace Analytical Services, LLC
9800 Kincey Ave. Suite 100
Huntersville, NC 28078
(704)875-9092

September 14, 2020

Andrew Street
Apex Companies - NC
5900 Northwoods Business Pkwy
Suite 5900-0
Charlotte, NC 28269

RE: Project: 2020-LI-2448
Pace Project No.: 92495059

Dear Andrew Street:

Enclosed are the analytical results for sample(s) received by the laboratory on September 11, 2020. The results relate only to the samples included in this report. Results reported herein conform to the applicable TNI/NELAC Standards and the laboratory's Quality Manual, where applicable, unless otherwise noted in the body of the report.

The test results provided in this final report were generated by each of the following laboratories within the Pace Network:

- Pace National - Mt. Juliet
- Pace Analytical Services - Asheville
- Pace Analytical Services - Charlotte

If you have any questions concerning this report, please feel free to contact me.

Sincerely,

Angela M. Baioni

Angela Baioni
angela.baioni@pacelabs.com
(704)875-9092
Project Manager

Enclosures

cc: J Culbreath, Colonial Pipeline Company
Robert Hughes, Colonial Pipeline
Margaret King, APEX Companies, LLC
Emily Little, Apex Companies
Jeff Morrison, Colonial Pipeline Company
Tom Naumann, APEX Companies - NC
Joe Nicolette, Montrose-EPS
Christopher Schultz, Apex Companies
J Tate, Colonial Pipeline Company
Alex Testoff, Montrose-EPS
Michael Verdon, Colonial Pipeline Company
JM Wyatt, Colonial Pipeline Company

REPORT OF LABORATORY ANALYSIS

This report shall not be reproduced, except in full,
without the written consent of Pace Analytical Services, LLC.

Pace Analytical Services, LLC
9800 Kincey Ave. Suite 100
Huntersville, NC 28078
(704)875-9092

CERTIFICATIONS

Project: 2020-LI-2448
Pace Project No.: 92495059

Pace Analytical Services National

12065 Lebanon Road, Mt. Juliet, TN 37122
Alabama Certification #: 40660
Alaska Certification 17-026
Arizona Certification #: AZ0612
Arkansas Certification #: 88-0469
California Certification #: 2932
Canada Certification #: 1461.01
Colorado Certification #: TN00003
Connecticut Certification #: PH-0197
DOD Certification: #1461.01
EPA# TN00003
Florida Certification #: E87487
Georgia DW Certification #: 923
Georgia Certification: NELAP
Idaho Certification #: TN00003
Illinois Certification #: 200008
Indiana Certification #: C-TN-01
Iowa Certification #: 364
Kansas Certification #: E-10277
Kentucky UST Certification #: 16
Kentucky Certification #: 90010
Louisiana Certification #: AI30792
Louisiana DW Certification #: LA180010
Maine Certification #: TN0002
Maryland Certification #: 324
Massachusetts Certification #: M-TN003
Michigan Certification #: 9958
Minnesota Certification #: 047-999-395
Mississippi Certification #: TN00003
Missouri Certification #: 340
Montana Certification #: CERT0086
Nebraska Certification #: NE-OS-15-05
Nevada Certification #: TN-03-2002-34
New Hampshire Certification #: 2975
New Jersey Certification #: TN002
New Mexico DW Certification
New York Certification #: 11742
North Carolina Aquatic Toxicity Certification #: 41
North Carolina Drinking Water Certification #: 21704
North Carolina Environmental Certificate #: 375
North Dakota Certification #: R-140
Ohio VAP Certification #: CL0069
Oklahoma Certification #: 9915
Oregon Certification #: TN200002
Pennsylvania Certification #: 68-02979
Rhode Island Certification #: LAO00356
South Carolina Certification #: 84004
South Dakota Certification
Tennessee DW/Chem/Micro Certification #: 2006
Texas Certification #: T 104704245-17-14
Texas Mold Certification #: LAB0152
USDA Soil Permit #: P330-15-00234
Utah Certification #: TN00003
Virginia Certification #: VT2006
Vermont Dept. of Health: ID# VT-2006
Virginia Certification #: 460132
Washington Certification #: C847
West Virginia Certification #: 233
Wisconsin Certification #: 9980939910
Wyoming UST Certification #: via A2LA 2926.01
A2LA-ISO 17025 Certification #: 1461.01
A2LA-ISO 17025 Certification #: 1461.02
AIHA-LAP/LLC EMLAP Certification #:100789

Pace Analytical Services Charlotte

9800 Kincey Ave. Ste 100, Huntersville, NC 28078
Louisiana/NELAP Certification # LA170028
North Carolina Drinking Water Certification #: 37706
North Carolina Field Services Certification #: 5342
North Carolina Wastewater Certification #: 12
South Carolina Certification #: 99006001
Florida/NELAP Certification #: E87627
Kentucky UST Certification #: 84
Virginia/VELAP Certification #: 460221

Pace Analytical Services Asheville

2225 Riverside Drive, Asheville, NC 28804
Florida/NELAP Certification #: E87648
Massachusetts Certification #: M-NC030
North Carolina Drinking Water Certification #: 37712
North Carolina Wastewater Certification #: 40
South Carolina Certification #: 99030001
Virginia/VELAP Certification #: 460222

REPORT OF LABORATORY ANALYSIS

This report shall not be reproduced, except in full,
without the written consent of Pace Analytical Services, LLC.

Pace Analytical Services, LLC
9800 Kincey Ave. Suite 100
Huntersville, NC 28078
(704)875-9092

SAMPLE ANALYTE COUNT

Project: 2020-LI-2448
Pace Project No.: 92495059

Lab ID	Sample ID	Method	Analysts	Analytes Reported	Laboratory
92495059001	**13926B_HC_RD**	MADEP VPH	BMB	6	PAN
		EPA 6010D	DS	1	PASI-A
		SM 6200B	NSCQ	63	PASI-C

PAN = Pace National - Mt. Juliet
PASI-A = Pace Analytical Services - Asheville
PASI-C = Pace Analytical Services - Charlotte

This report shall not be reproduced, except in full,
without the written consent of Pace Analytical Services, LLC.

Pace Analytical Services, LLC
9800 Kincey Ave. Suite 100
Huntersville, NC 28078
(704)875-9092

ANALYTICAL RESULTS

Project: 2020-LI-2448
Pace Project No.: 92495059

Sample: 13926B_HC_RD **Lab ID: 92495059001** Collected: 09/10/20 11:55 Received: 09/11/20 07:08 Matrix: Water

Parameters	Results	Units	Report Limit	DF	Prepared	Analyzed	CAS No.	Qual
MADEPV	Analytical Method: MADEP VPH Preparation Method: MADEPV Pace National - Mt. Juliet							
Aliphatic (C05-C08)	ND	ug/L	100	1	09/12/20 21:45	09/12/20 21:45		
Aliphatic (C09-C12)	ND	ug/L	100	1	09/12/20 21:45	09/12/20 21:45		
Aromatic (C09-C10),Unadjusted	ND	ug/L	100	1	09/12/20 21:45	09/12/20 21:45	TPHC9C10A	
Total VPH	ND	ug/L	100	1	09/12/20 21:45	09/12/20 21:45	VPH	
Surrogates								
2,5-Dibromotoluene (FID)	96.2	%	70.0-130	1	09/12/20 21:45	09/12/20 21:45	615-59-8FID	
2,5-Dibromotoluene (PID)	88.9	%	70.0-130	1	09/12/20 21:45	09/12/20 21:45	615-59-8PID	
6010 MET ICP	Analytical Method: EPA 6010D Preparation Method: EPA 3010A Pace Analytical Services - Asheville							
Lead	ND	ug/L	5.0	1	09/12/20 01:48	09/12/20 16:38	7439-92-1	
6200B MSV	Analytical Method: SM 6200B Pace Analytical Services - Charlotte							
Benzene	ND	ug/L	0.50	1		09/12/20 05:18	71-43-2	
Bromobenzene	ND	ug/L	0.50	1		09/12/20 05:18	108-86-1	
Bromochloromethane	ND	ug/L	0.50	1		09/12/20 05:18	74-97-5	
Bromodichloromethane	ND	ug/L	0.50	1		09/12/20 05:18	75-27-4	
Bromoform	ND	ug/L	0.50	1		09/12/20 05:18	75-25-2	
Bromomethane	ND	ug/L	5.0	1		09/12/20 05:18	74-83-9	
n-Butylbenzene	ND	ug/L	0.50	1		09/12/20 05:18	104-51-8	
sec-Butylbenzene	ND	ug/L	0.50	1		09/12/20 05:18	135-98-8	
tert-Butylbenzene	ND	ug/L	0.50	1		09/12/20 05:18	98-06-6	
Carbon tetrachloride	ND	ug/L	0.50	1		09/12/20 05:18	56-23-5	
Chlorobenzene	ND	ug/L	0.50	1		09/12/20 05:18	108-90-7	
Chloroethane	ND	ug/L	1.0	1		09/12/20 05:18	75-00-3	
Chloroform	**7.6**	ug/L	0.50	1		09/12/20 05:18	67-66-3	
Chloromethane	ND	ug/L	1.0	1		09/12/20 05:18	74-87-3	
2-Chlorotoluene	ND	ug/L	0.50	1		09/12/20 05:18	95-49-8	
4-Chlorotoluene	ND	ug/L	0.50	1		09/12/20 05:18	106-43-4	
1,2-Dibromo-3-chloropropane	ND	ug/L	1.0	1		09/12/20 05:18	96-12-8	
Dibromochloromethane	ND	ug/L	0.50	1		09/12/20 05:18	124-48-1	
1,2-Dibromoethane (EDB)	ND	ug/L	0.50	1		09/12/20 05:18	106-93-4	
Dibromomethane	ND	ug/L	0.50	1		09/12/20 05:18	74-95-3	
1,2-Dichlorobenzene	ND	ug/L	0.50	1		09/12/20 05:18	95-50-1	
1,3-Dichlorobenzene	ND	ug/L	0.50	1		09/12/20 05:18	541-73-1	
1,4-Dichlorobenzene	ND	ug/L	0.50	1		09/12/20 05:18	106-46-7	
Dichlorodifluoromethane	ND	ug/L	0.50	1		09/12/20 05:18	75-71-8	
1,1-Dichloroethane	ND	ug/L	0.50	1		09/12/20 05:18	75-34-3	
1,2-Dichloroethane	ND	ug/L	0.50	1		09/12/20 05:18	107-06-2	
1,1-Dichloroethene	ND	ug/L	0.50	1		09/12/20 05:18	75-35-4	
cis-1,2-Dichloroethene	ND	ug/L	0.50	1		09/12/20 05:18	156-59-2	
trans-1,2-Dichloroethene	ND	ug/L	0.50	1		09/12/20 05:18	156-60-5	
1,2-Dichloropropane	ND	ug/L	0.50	1		09/12/20 05:18	78-87-5	
1,3-Dichloropropane	ND	ug/L	0.50	1		09/12/20 05:18	142-28-9	
2,2-Dichloropropane	ND	ug/L	0.50	1		09/12/20 05:18	594-20-7	

REPORT OF LABORATORY ANALYSIS

This report shall not be reproduced, except in full,
without the written consent of Pace Analytical Services, LLC.

Pace Analytical Services, LLC
9800 Kincey Ave. Suite 100
Huntersville, NC 28078
(704)875-9092

ANALYTICAL RESULTS

Project: 2020-LI-2448
Pace Project No.: 92495059

Sample: 13926B_HC_RD **Lab ID: 92495059001** Collected: 09/10/20 11:55 Received: 09/11/20 07:08 Matrix: Water

Parameters	Results	Units	Report Limit	DF	Prepared	Analyzed	CAS No.	Qual
6200B MSV	Analytical Method: SM 6200B Pace Analytical Services - Charlotte							
1,1-Dichloropropene	ND	ug/L	0.50	1		09/12/20 05:18	563-58-6	
cis-1,3-Dichloropropene	ND	ug/L	0.50	1		09/12/20 05:18	10061-01-5	
trans-1,3-Dichloropropene	ND	ug/L	0.50	1		09/12/20 05:18	10061-02-6	
Diisopropyl ether	ND	ug/L	0.50	1		09/12/20 05:18	108-20-3	
Ethylbenzene	ND	ug/L	0.50	1		09/12/20 05:18	100-41-4	
Hexachloro-1,3-butadiene	ND	ug/L	2.0	1		09/12/20 05:18	87-68-3	
Isopropylbenzene (Cumene)	ND	ug/L	0.50	1		09/12/20 05:18	98-82-8	
Methylene Chloride	ND	ug/L	2.0	1		09/12/20 05:18	75-09-2	
Methyl-tert-butyl ether	ND	ug/L	0.50	1		09/12/20 05:18	1634-04-4	
Naphthalene	ND	ug/L	2.0	1		09/12/20 05:18	91-20-3	
n-Propylbenzene	ND	ug/L	0.50	1		09/12/20 05:18	103-65-1	
Styrene	ND	ug/L	0.50	1		09/12/20 05:18	100-42-5	
1,1,1,2-Tetrachloroethane	ND	ug/L	0.50	1		09/12/20 05:18	630-20-6	
1,1,2,2-Tetrachloroethane	ND	ug/L	0.50	1		09/12/20 05:18	79-34-5	
Tetrachloroethene	ND	ug/L	0.50	1		09/12/20 05:18	127-18-4	
Toluene	ND	ug/L	0.50	1		09/12/20 05:18	108-88-3	
1,2,3-Trichlorobenzene	ND	ug/L	2.0	1		09/12/20 05:18	87-61-6	
1,2,4-Trichlorobenzene	ND	ug/L	2.0	1		09/12/20 05:18	120-82-1	
1,1,1-Trichloroethane	ND	ug/L	0.50	1		09/12/20 05:18	71-55-6	
1,1,2-Trichloroethane	ND	ug/L	0.50	1		09/12/20 05:18	79-00-5	
Trichloroethene	ND	ug/L	0.50	1		09/12/20 05:18	79-01-6	
Trichlorofluoromethane	ND	ug/L	1.0	1		09/12/20 05:18	75-69-4	
1,2,3-Trichloropropane	ND	ug/L	0.50	1		09/12/20 05:18	96-18-4	
1,2,4-Trimethylbenzene	ND	ug/L	0.50	1		09/12/20 05:18	95-63-6	
1,3,5-Trimethylbenzene	ND	ug/L	0.50	1		09/12/20 05:18	108-67-8	
Vinyl chloride	ND	ug/L	1.0	1		09/12/20 05:18	75-01-4	
m&p-Xylene	ND	ug/L	1.0	1		09/12/20 05:18	179601-23-1	
o-Xylene	ND	ug/L	0.50	1		09/12/20 05:18	95-47-6	
Surrogates								
1,2-Dichloroethane-d4 (S)	89	%	70-130	1		09/12/20 05:18	17060-07-0	
4-Bromofluorobenzene (S)	93	%	70-130	1		09/12/20 05:18	460-00-4	
Toluene-d8 (S)	99	%	70-130	1		09/12/20 05:18	2037-26-5	

REPORT OF LABORATORY ANALYSIS

This report shall not be reproduced, except in full,
without the written consent of Pace Analytical Services, LLC.

Pace Analytical Services, LLC
9800 Kincey Ave. Suite 100
Huntersville, NC 28078
(704)875-9092

QUALITY CONTROL DATA

Project: 2020-LI-2448
Pace Project No.: 92495059

QC Batch: 1541991
QC Batch Method: MADEPV
Analysis Method: MADEP VPH
Analysis Description: MADEPV
Laboratory: Pace National - Mt. Juliet

Associated Lab Samples: 92495059001

METHOD BLANK: R3569753-1 Matrix: Water
Associated Lab Samples: 92495059001

Parameter	Units	Blank Result	Reporting Limit	Analyzed	Qualifiers
Aliphatic (C05-C08)	ug/L	ND	100	09/12/20 13:27	
Aliphatic (C09-C12)	ug/L	ND	100	09/12/20 13:27	
Aromatic (C09-C10),Unadjusted	ug/L	ND	100	09/12/20 13:27	
Total VPH	ug/L	ND	100	09/12/20 13:27	
2,5-Dibromotoluene (FID)	%	92.8	70.0-130	09/12/20 13:27	
2,5-Dibromotoluene (PID)	%	90	70.0-130	09/12/20 13:27	

LABORATORY CONTROL SAMPLE & LCSD: R3569753-2 R3569753-3

Parameter	Units	Spike Conc.	LCS Result	LCSD Result	LCS % Rec	LCSD % Rec	% Rec Limits	RPD	Max RPD	Qualifiers
Aliphatic (C05-C08)	ug/L	1200	1120	1090	93.3	90.8	70.0-130	2.71	25	
Aliphatic (C09-C12)	ug/L	1400	1190	1200	85.0	85.7	70.0-130	0.837	25	
Aromatic (C09-C10),Unadjusted	ug/L	200	155	150	77.5	75.0	70.0-130	3.28	25	
Total VPH	ug/L	2800	2470	2440	88.2	87.1	70.0-130	1.22	25	
2,5-Dibromotoluene (FID)	%				96.9	97.5	70.0-130			
2,5-Dibromotoluene (PID)	%				93.5	90.3	70.0-130			

Results presented on this page are in the units indicated by the "Units" column except where an alternate unit is presented to the right of the result.

REPORT OF LABORATORY ANALYSIS

This report shall not be reproduced, except in full,
without the written consent of Pace Analytical Services, LLC.

Pace Analytical Services, LLC
9800 Kincey Ave. Suite 100
Huntersville, NC 28078
(704)875-9092

QUALITY CONTROL DATA

Project: 2020-LI-2448
Pace Project No.: 92495059

QC Batch: 566001
QC Batch Method: EPA 3010A
Analysis Method: EPA 6010D
Analysis Description: 6010 MET
Laboratory: Pace Analytical Services - Asheville

Associated Lab Samples: 92495059001

METHOD BLANK: 2999937 Matrix: Water
Associated Lab Samples: 92495059001

Parameter	Units	Blank Result	Reporting Limit	Analyzed	Qualifiers
Lead	ug/L	ND	5.0	09/12/20 16:12	

LABORATORY CONTROL SAMPLE: 2999938

Parameter	Units	Spike Conc.	LCS Result	LCS % Rec	% Rec Limits	Qualifiers
Lead	ug/L	500	455	91	80-120	

MATRIX SPIKE & MATRIX SPIKE DUPLICATE: 2999939 2999940

Parameter	Units	92495051001 Result	MS Spike Conc.	MSD Spike Conc.	MS Result	MSD Result	MS % Rec	MSD % Rec	% Rec Limits	RPD	Qual
Lead	ug/L	ND	500	500	473	467	95	93	75-125	1	

Results presented on this page are in the units indicated by the "Units" column except where an alternate unit is presented to the right of the result.

REPORT OF LABORATORY ANALYSIS

This report shall not be reproduced, except in full,
without the written consent of Pace Analytical Services, LLC.

Pace Analytical Services, LLC
9800 Kincey Ave. Suite 100
Huntersville, NC 28078
(704)875-9092

QUALITY CONTROL DATA

Project: 2020-LI-2448
Pace Project No.: 92495059

QC Batch: 565946
QC Batch Method: SM 6200B
Analysis Method: SM 6200B
Analysis Description: 6200B MSV
Laboratory: Pace Analytical Services - Charlotte

Associated Lab Samples: 92495059001

METHOD BLANK: 2999437 Matrix: Water
Associated Lab Samples: 92495059001

Parameter	Units	Blank Result	Reporting Limit	Analyzed	Qualifiers
1,1,1,2-Tetrachloroethane	ug/L	ND	0.50	09/12/20 03:28	
1,1,1-Trichloroethane	ug/L	ND	0.50	09/12/20 03:28	
1,1,2,2-Tetrachloroethane	ug/L	ND	0.50	09/12/20 03:28	
1,1,2-Trichloroethane	ug/L	ND	0.50	09/12/20 03:28	
1,1-Dichloroethane	ug/L	ND	0.50	09/12/20 03:28	
1,1-Dichloroethene	ug/L	ND	0.50	09/12/20 03:28	
1,1-Dichloropropene	ug/L	ND	0.50	09/12/20 03:28	
1,2,3-Trichlorobenzene	ug/L	ND	2.0	09/12/20 03:28	
1,2,3-Trichloropropane	ug/L	ND	0.50	09/12/20 03:28	
1,2,4-Trichlorobenzene	ug/L	ND	2.0	09/12/20 03:28	
1,2,4-Trimethylbenzene	ug/L	ND	0.50	09/12/20 03:28	
1,2-Dibromo-3-chloropropane	ug/L	ND	1.0	09/12/20 03:28	
1,2-Dibromoethane (EDB)	ug/L	ND	0.50	09/12/20 03:28	
1,2-Dichlorobenzene	ug/L	ND	0.50	09/12/20 03:28	
1,2-Dichloroethane	ug/L	ND	0.50	09/12/20 03:28	
1,2-Dichloropropane	ug/L	ND	0.50	09/12/20 03:28	
1,3,5-Trimethylbenzene	ug/L	ND	0.50	09/12/20 03:28	
1,3-Dichlorobenzene	ug/L	ND	0.50	09/12/20 03:28	
1,3-Dichloropropane	ug/L	ND	0.50	09/12/20 03:28	
1,4-Dichlorobenzene	ug/L	ND	0.50	09/12/20 03:28	
2,2-Dichloropropane	ug/L	ND	0.50	09/12/20 03:28	
2-Chlorotoluene	ug/L	ND	0.50	09/12/20 03:28	
4-Chlorotoluene	ug/L	ND	0.50	09/12/20 03:28	
Benzene	ug/L	ND	0.50	09/12/20 03:28	
Bromobenzene	ug/L	ND	0.50	09/12/20 03:28	
Bromochloromethane	ug/L	ND	0.50	09/12/20 03:28	
Bromodichloromethane	ug/L	ND	0.50	09/12/20 03:28	
Bromoform	ug/L	ND	0.50	09/12/20 03:28	
Bromomethane	ug/L	ND	5.0	09/12/20 03:28	
Carbon tetrachloride	ug/L	ND	0.50	09/12/20 03:28	
Chlorobenzene	ug/L	ND	0.50	09/12/20 03:28	
Chloroethane	ug/L	ND	1.0	09/12/20 03:28	
Chloroform	ug/L	ND	0.50	09/12/20 03:28	
Chloromethane	ug/L	ND	1.0	09/12/20 03:28	
cis-1,2-Dichloroethene	ug/L	ND	0.50	09/12/20 03:28	
cis-1,3-Dichloropropene	ug/L	ND	0.50	09/12/20 03:28	
Dibromochloromethane	ug/L	ND	0.50	09/12/20 03:28	
Dibromomethane	ug/L	ND	0.50	09/12/20 03:28	
Dichlorodifluoromethane	ug/L	ND	0.50	09/12/20 03:28	
Diisopropyl ether	ug/L	ND	0.50	09/12/20 03:28	

Results presented on this page are in the units indicated by the "Units" column except where an alternate unit is presented to the right of the result.

REPORT OF LABORATORY ANALYSIS

This report shall not be reproduced, except in full,
without the written consent of Pace Analytical Services, LLC.

Pace Analytical Services, LLC
9800 Kincey Ave. Suite 100
Huntersville, NC 28078
(704)875-9092

QUALITY CONTROL DATA

Project: 2020-LI-2448
Pace Project No.: 92495059

METHOD BLANK: 2999437 Matrix: Water
Associated Lab Samples: 92495059001

Parameter	Units	Blank Result	Reporting Limit	Analyzed	Qualifiers
Ethylbenzene	ug/L	ND	0.50	09/12/20 03:28	
Hexachloro-1,3-butadiene	ug/L	ND	2.0	09/12/20 03:28	
Isopropylbenzene (Cumene)	ug/L	ND	0.50	09/12/20 03:28	
m&p-Xylene	ug/L	ND	1.0	09/12/20 03:28	
Methyl-tert-butyl ether	ug/L	ND	0.50	09/12/20 03:28	
Methylene Chloride	ug/L	ND	2.0	09/12/20 03:28	
n-Butylbenzene	ug/L	ND	0.50	09/12/20 03:28	
n-Propylbenzene	ug/L	ND	0.50	09/12/20 03:28	
Naphthalene	ug/L	ND	2.0	09/12/20 03:28	
o-Xylene	ug/L	ND	0.50	09/12/20 03:28	
sec-Butylbenzene	ug/L	ND	0.50	09/12/20 03:28	
Styrene	ug/L	ND	0.50	09/12/20 03:28	
tert-Butylbenzene	ug/L	ND	0.50	09/12/20 03:28	
Tetrachloroethene	ug/L	ND	0.50	09/12/20 03:28	
Toluene	ug/L	ND	0.50	09/12/20 03:28	
trans-1,2-Dichloroethene	ug/L	ND	0.50	09/12/20 03:28	
trans-1,3-Dichloropropene	ug/L	ND	0.50	09/12/20 03:28	
Trichloroethene	ug/L	ND	0.50	09/12/20 03:28	
Trichlorofluoromethane	ug/L	ND	1.0	09/12/20 03:28	
Vinyl chloride	ug/L	ND	1.0	09/12/20 03:28	
1,2-Dichloroethane-d4 (S)	%	91	70-130	09/12/20 03:28	
4-Bromofluorobenzene (S)	%	95	70-130	09/12/20 03:28	
Toluene-d8 (S)	%	100	70-130	09/12/20 03:28	

LABORATORY CONTROL SAMPLE: 2999438

Parameter	Units	Spike Conc.	LCS Result	LCS % Rec	% Rec Limits	Qualifiers
1,1,1,2-Tetrachloroethane	ug/L	50	52.5	105	60-140	
1,1,1-Trichloroethane	ug/L	50	48.3	97	60-140	
1,1,2,2-Tetrachloroethane	ug/L	50	50.7	101	60-140	
1,1,2-Trichloroethane	ug/L	50	50.4	101	60-140	
1,1-Dichloroethane	ug/L	50	48.4	97	60-140	
1,1-Dichloroethene	ug/L	50	50.7	101	60-140	
1,1-Dichloropropene	ug/L	50	51.2	102	60-140	
1,2,3-Trichlorobenzene	ug/L	50	53.9	108	60-140	
1,2,3-Trichloropropane	ug/L	50	49.2	98	60-140	
1,2,4-Trichlorobenzene	ug/L	50	55.3	111	60-140	
1,2,4-Trimethylbenzene	ug/L	50	52.8	106	60-140	
1,2-Dibromo-3-chloropropane	ug/L	50	51.0	102	60-140	
1,2-Dibromoethane (EDB)	ug/L	50	54.1	108	60-140	
1,2-Dichlorobenzene	ug/L	50	53.4	107	60-140	
1,2-Dichloroethane	ug/L	50	40.8	82	60-140	
1,2-Dichloropropane	ug/L	50	52.6	105	60-140	
1,3,5-Trimethylbenzene	ug/L	50	52.8	106	60-140	

Results presented on this page are in the units indicated by the "Units" column except where an alternate unit is presented to the right of the result.

REPORT OF LABORATORY ANALYSIS

This report shall not be reproduced, except in full,
without the written consent of Pace Analytical Services, LLC.

Pace Analytical Services, LLC
9800 Kincey Ave. Suite 100
Huntersville, NC 28078
(704)875-9092

QUALITY CONTROL DATA

Project: 2020-LI-2448
Pace Project No.: 92495059

LABORATORY CONTROL SAMPLE: 2999438

Parameter	Units	Spike Conc.	LCS Result	LCS % Rec	% Rec Limits	Qualifiers
1,3-Dichlorobenzene	ug/L	50	53.6	107	60-140	
1,3-Dichloropropane	ug/L	50	54.3	109	60-140	
1,4-Dichlorobenzene	ug/L	50	53.2	106	60-140	
2,2-Dichloropropane	ug/L	50	46.1	92	60-140	
2-Chlorotoluene	ug/L	50	53.7	107	60-140	
4-Chlorotoluene	ug/L	50	52.1	104	60-140	
Benzene	ug/L	50	51.7	103	60-140	
Bromobenzene	ug/L	50	52.7	105	60-140	
Bromochloromethane	ug/L	50	50.2	100	60-140	
Bromodichloromethane	ug/L	50	46.1	92	60-140	
Bromoform	ug/L	50	50.3	101	60-140	
Bromomethane	ug/L	50	47.4	95	60-140	
Carbon tetrachloride	ug/L	50	52.2	104	60-140	
Chlorobenzene	ug/L	50	53.1	106	60-140	
Chloroethane	ug/L	50	35.7	71	60-140	
Chloroform	ug/L	50	46.4	93	60-140	
Chloromethane	ug/L	50	51.0	102	60-140	
cis-1,2-Dichloroethene	ug/L	50	47.2	94	60-140	
cis-1,3-Dichloropropene	ug/L	50	53.0	106	60-140	
Dibromochloromethane	ug/L	50	52.1	104	60-140	
Dibromomethane	ug/L	50	50.7	101	60-140	
Dichlorodifluoromethane	ug/L	50	55.0	110	60-140	
Diisopropyl ether	ug/L	50	46.8	94	60-140	
Ethylbenzene	ug/L	50	53.3	107	60-140	
Hexachloro-1,3-butadiene	ug/L	50	56.1	112	60-140	
Isopropylbenzene (Cumene)	ug/L	50	54.1	108	60-140	
m&p-Xylene	ug/L	100	104	104	60-140	
Methyl-tert-butyl ether	ug/L	50	47.0	94	60-140	
Methylene Chloride	ug/L	50	43.0	86	60-140	
n-Butylbenzene	ug/L	50	54.1	108	60-140	
n-Propylbenzene	ug/L	50	54.3	109	60-140	
Naphthalene	ug/L	50	54.1	108	60-140	
o-Xylene	ug/L	50	52.6	105	60-140	
sec-Butylbenzene	ug/L	50	55.0	110	60-140	
Styrene	ug/L	50	54.9	110	60-140	
tert-Butylbenzene	ug/L	50	45.2	90	60-140	
Tetrachloroethene	ug/L	50	55.0	110	60-140	
Toluene	ug/L	50	50.6	101	60-140	
trans-1,2-Dichloroethene	ug/L	50	48.7	97	60-140	
trans-1,3-Dichloropropene	ug/L	50	49.1	98	60-140	
Trichloroethene	ug/L	50	53.5	107	60-140	
Trichlorofluoromethane	ug/L	50	50.2	100	60-140	
Vinyl chloride	ug/L	50	54.0	108	60-140	
1,2-Dichloroethane-d4 (S)	%			82	70-130	
4-Bromofluorobenzene (S)	%			98	70-130	
Toluene-d8 (S)	%			96	70-130	

Results presented on this page are in the units indicated by the "Units" column except where an alternate unit is presented to the right of the result.

REPORT OF LABORATORY ANALYSIS

This report shall not be reproduced, except in full,
without the written consent of Pace Analytical Services, LLC.

Pace Analytical Services, LLC
9800 Kincey Ave. Suite 100
Huntersville, NC 28078
(704)875-9092

QUALITY CONTROL DATA

Project: 2020-LI-2448
Pace Project No.: 92495059

MATRIX SPIKE & MATRIX SPIKE DUPLICATE: 2999439 2999440

Parameter	Units	92495067001 Result	MS Spike Conc.	MSD Spike Conc.	MS Result	MSD Result	MS % Rec	MSD % Rec	% Rec Limits	RPD	Qual
1,1,1,2-Tetrachloroethane	ug/L	ND	20	20	23.7	23.3	118	116	60-140	2	
1,1,1-Trichloroethane	ug/L	ND	20	20	22.7	22.7	114	113	60-140	0	
1,1,2,2-Tetrachloroethane	ug/L	ND	20	20	22.3	22.3	112	111	60-140	0	
1,1,2-Trichloroethane	ug/L	ND	20	20	22.8	22.5	114	112	60-140	1	
1,1-Dichloroethane	ug/L	ND	20	20	22.4	21.7	112	108	60-140	3	
1,1-Dichloroethene	ug/L	ND	20	20	24.2	24.3	121	122	60-140	1	
1,1-Dichloropropene	ug/L	ND	20	20	23.1	23.0	116	115	60-140	0	
1,2,3-Trichlorobenzene	ug/L	ND	20	20	20.2	21.6	101	108	60-140	7	
1,2,3-Trichloropropane	ug/L	ND	20	20	22.2	22.0	111	110	60-140	1	
1,2,4-Trichlorobenzene	ug/L	ND	20	20	21.7	22.6	108	113	60-140	4	
1,2,4-Trimethylbenzene	ug/L	ND	20	20	22.7	23.5	114	117	60-140	3	
1,2-Dibromo-3-chloropropane	ug/L	ND	20	20	20.8	21.9	104	110	60-140	5	
1,2-Dibromoethane (EDB)	ug/L	ND	20	20	23.3	23.6	117	118	60-140	1	
1,2-Dichlorobenzene	ug/L	ND	20	20	22.2	22.8	111	114	60-140	2	
1,2-Dichloroethane	ug/L	ND	20	20	18.5	18.4	92	92	60-140	0	
1,2-Dichloropropane	ug/L	ND	20	20	23.8	23.6	119	118	60-140	1	
1,3,5-Trimethylbenzene	ug/L	ND	20	20	23.3	23.8	116	119	60-140	2	
1,3-Dichlorobenzene	ug/L	ND	20	20	22.4	23.1	112	115	60-140	3	
1,3-Dichloropropane	ug/L	ND	20	20	24.2	24.1	121	121	60-140	0	
1,4-Dichlorobenzene	ug/L	ND	20	20	22.3	22.9	111	115	60-140	3	
2,2-Dichloropropane	ug/L	ND	20	20	22.7	22.3	113	111	60-140	2	
2-Chlorotoluene	ug/L	ND	20	20	23.4	24.1	117	121	60-140	3	
4-Chlorotoluene	ug/L	ND	20	20	22.2	23.0	111	115	60-140	4	
Benzene	ug/L	ND	20	20	24.1	23.0	120	115	60-140	4	
Bromobenzene	ug/L	ND	20	20	23.0	23.4	115	117	60-140	2	
Bromochloromethane	ug/L	ND	20	20	22.3	22.4	111	112	60-140	1	
Bromodichloromethane	ug/L	ND	20	20	20.5	20.6	103	103	60-140	0	
Bromoform	ug/L	ND	20	20	21.5	21.6	108	108	60-140	0	
Bromomethane	ug/L	ND	20	20	20.3	22.5	101	113	60-140	11	
Carbon tetrachloride	ug/L	ND	20	20	25.2	24.4	126	122	60-140	3	
Chlorobenzene	ug/L	ND	20	20	23.6	23.6	118	118	60-140	0	
Chloroethane	ug/L	ND	20	20	21.0	21.7	105	109	60-140	3	
Chloroform	ug/L	ND	20	20	20.6	21.2	103	106	60-140	3	
Chloromethane	ug/L	ND	20	20	22.2	22.3	111	112	60-140	1	
cis-1,2-Dichloroethene	ug/L	ND	20	20	21.6	21.5	108	107	60-140	0	
cis-1,3-Dichloropropene	ug/L	ND	20	20	24.4	23.7	122	119	60-140	3	
Dibromochloromethane	ug/L	ND	20	20	23.1	22.9	116	115	60-140	1	
Dibromomethane	ug/L	ND	20	20	23.4	23.1	117	115	60-140	2	
Dichlorodifluoromethane	ug/L	ND	20	20	25.9	25.7	130	128	60-140	1	
Diisopropyl ether	ug/L	ND	20	20	21.0	20.9	105	104	60-140	1	
Ethylbenzene	ug/L	ND	20	20	23.9	24.0	120	120	60-140	0	
Hexachloro-1,3-butadiene	ug/L	ND	20	20	24.7	26.1	124	130	60-140	5	
Isopropylbenzene (Cumene)	ug/L	ND	20	20	24.2	24.2	121	121	60-140	0	
m&p-Xylene	ug/L	ND	40	40	46.9	46.8	117	117	60-140	0	
Methyl-tert-butyl ether	ug/L	ND	20	20	21.0	20.7	105	103	60-140	2	
Methylene Chloride	ug/L	ND	20	20	19.9	20.0	99	100	60-140	1	

Results presented on this page are in the units indicated by the "Units" column except where an alternate unit is presented to the right of the result.

REPORT OF LABORATORY ANALYSIS

This report shall not be reproduced, except in full,
without the written consent of Pace Analytical Services, LLC.

Pace Analytical Services, LLC
9800 Kincey Ave. Suite 100
Huntersville, NC 28078
(704)875-9092

QUALITY CONTROL DATA

Project: 2020-LI-2448
Pace Project No.: 92495059

MATRIX SPIKE & MATRIX SPIKE DUPLICATE: 2999439 2999440

Parameter	Units	92495067001 Result	MS Spike Conc.	MSD Spike Conc.	MS Result	MSD Result	MS % Rec	MSD % Rec	% Rec Limits	RPD	Qual
n-Butylbenzene	ug/L	ND	20	20	23.1	24.1	116	120	60-140	4	
n-Propylbenzene	ug/L	ND	20	20	23.8	24.4	119	122	60-140	2	
Naphthalene	ug/L	ND	20	20	19.3	20.9	97	104	60-140	8	
o-Xylene	ug/L	ND	20	20	23.3	23.7	116	118	60-140	2	
sec-Butylbenzene	ug/L	ND	20	20	24.2	24.9	121	124	60-140	3	
Styrene	ug/L	ND	20	20	23.5	23.3	118	117	60-140	1	
tert-Butylbenzene	ug/L	ND	20	20	20.3	20.7	102	104	60-140	2	
Tetrachloroethene	ug/L	ND	20	20	25.7	25.4	129	127	60-140	1	
Toluene	ug/L	ND	20	20	23.5	23.1	117	116	60-140	1	
trans-1,2-Dichloroethene	ug/L	ND	20	20	22.4	22.7	112	113	60-140	1	
trans-1,3-Dichloropropene	ug/L	ND	20	20	22.4	21.9	112	110	60-140	2	
Trichloroethene	ug/L	ND	20	20	25.2	24.9	126	125	60-140	1	
Trichlorofluoromethane	ug/L	ND	20	20	26.0	26.4	130	132	60-140	1	
Vinyl chloride	ug/L	ND	20	20	24.8	24.9	124	124	60-140	0	
1,2-Dichloroethane-d4 (S)	%						91	89	70-130		
4-Bromofluorobenzene (S)	%						98	96	70-130		
Toluene-d8 (S)	%						99	98	70-130		

Results presented on this page are in the units indicated by the "Units" column except where an alternate unit is presented to the right of the result.

REPORT OF LABORATORY ANALYSIS

This report shall not be reproduced, except in full,
without the written consent of Pace Analytical Services, LLC.

Pace Analytical Services, LLC
9800 Kincey Ave. Suite 100
Huntersville, NC 28078
(704)875-9092

QUALIFIERS

Project: 2020-LI-2448
Pace Project No.: 92495059

DEFINITIONS

DF - Dilution Factor, if reported, represents the factor applied to the reported data due to dilution of the sample aliquot.

ND - Not Detected at or above adjusted reporting limit.

TNTC - Too Numerous To Count

J - Estimated concentration above the adjusted method detection limit and below the adjusted reporting limit.

MDL - Adjusted Method Detection Limit.

PQL - Practical Quantitation Limit.

RL - Reporting Limit - The lowest concentration value that meets project requirements for quantitative data with known precision and bias for a specific analyte in a specific matrix.

S - Surrogate

1,2-Diphenylhydrazine decomposes to and cannot be separated from Azobenzene using Method 8270. The result for each analyte is a combined concentration.

Consistent with EPA guidelines, unrounded data are displayed and have been used to calculate % recovery and RPD values.

LCS(D) - Laboratory Control Sample (Duplicate)

MS(D) - Matrix Spike (Duplicate)

DUP - Sample Duplicate

RPD - Relative Percent Difference

NC - Not Calculable.

SG - Silica Gel - Clean-Up

U - Indicates the compound was analyzed for, but not detected.

Acid preservation may not be appropriate for 2 Chloroethylvinyl ether.

A separate vial preserved to a pH of 4-5 is recommended in SW846 Chapter 4 for the analysis of Acrolein and Acrylonitrile by EPA Method 8260.

N-Nitrosodiphenylamine decomposes and cannot be separated from Diphenylamine using Method 8270. The result reported for each analyte is a combined concentration.

Pace Analytical is TNI accredited. Contact your Pace PM for the current list of accredited analytes.

TNI - The NELAC Institute.

This report shall not be reproduced, except in full,
without the written consent of Pace Analytical Services, LLC.

Pace Analytical Services, LLC
9800 Kincey Ave. Suite 100
Huntersville, NC 28078
(704)875-9092

QUALITY CONTROL DATA CROSS REFERENCE TABLE

Project: 2020-LI-2448
Pace Project No.: 92495059

Lab ID	Sample ID	QC Batch Method	QC Batch	Analytical Method	Analytical Batch
92495059001	**13926B_HC_RD**	MADEPV	1541991	MADEP VPH	1541991
92495059001	**13926B_HC_RD**	EPA 3010A	566001	EPA 6010D	566017
92495059001	**13926B_HC_RD**	SM 6200B	565946		

This report shall not be reproduced, except in full,
without the written consent of Pace Analytical Services, LLC.

CHAIN-OF-CUSTODY Analytical Request Document

Pace Analytical

Chain-of-Custody is a LEGAL DOCUMENT - Complete all relevent fields

LAB USE ONLY- Affix Workorder/Login Label or

WO# : 92495059

92495059

Company: Apex Companies	Billing Information:
Address:	
Report To: Andrew Street	Email To: Andrew Street / Emily Little
Copy To:	Site Collection Info/Address: 13926 H/C RD
Customer Project Name/Number: 2020-L-1-2448	State: NC County/City: Huntersville Time Zone Collected: [ ] PT [ ] MT [ ] CT [✓] ET
Phone: Email:	Site/Facility ID #: Compliance Monitoring? [ ] Yes [ ] No
Collected By (print): Matthew Fraioli	Purchase Order #: Quote #: DW PWS ID #: DW Location Code:
Collected By (signature):	Turnaround Date Required: ASAP Immediately Packed on Ice: [✓] Yes [ ] No
Sample Disposal: [ ] Dispose as appropriate [ ] Return [ ] Archive: _____ [ ] Hold: _____	Rush: [✓] Same Day [ ] Next Day [ ] 2 Day [ ] 3 Day [ ] 4 Day [ ] 5 Day (Expedite Charges Apply) Field Filtered (if applicable): [ ] Yes [ ] No Analysis: _____

** Preservative Types: (1) nitric acid, (2) sulfuric acid, (3) hydrochloric acid, (4) sodium hydroxide, (5) zinc acetate, (6) methanol, (7) sodium bisulfate, (8) sodium thiosulfate, (9) hexane, (A) ascorbic acid, (B) ammonium sulfate, (C) ammonium hydroxide, (D) TSP, (U) Unpreserved, (O) Other _____

* Matrix Codes (Insert in Matrix box below): Drinking Water (DW), Ground Water (GW), Wastewater (WW), Product (P), Soil/Solid (SL), Oil (OL), Wipe (WP), Air (AR), Tissue (TS), Bioassay (B), Vapor (V), Other (OT)

Customer Sample ID	Matrix *	Comp / Grab	Collected (or Composite Start) Date	Collected (or Composite Start) Time	Composite End Date	Composite End Time	Res Cl	# of Ctns	Analyses: SM6200 B VOCs	Lead	MADEP VPH	Lab Profile/Line:
13926 B H/C RD	DW	G			09/10	1155		8	X	X	X	92495059

Lab Sample Receipt Checklist:

Custody Seals Present/Intact	Y N NA
Custody Signatures Present	Y N NA
Collector Signature Present	Y N NA
Bottles Intact	Y N NA
Correct Bottles	Y N NA
Sufficient Volume	Y N NA
Samples Received on Ice	Y N NA
VOA - Headspace Acceptable	Y N NA
USDA Regulated Soils	Y N NA
Samples in Holding Time	Y N NA
Residual Chlorine Present	Y N NA
Cl Strips: _____	
Sample pH Acceptable	Y N NA
pH Strips: _____	
Sulfide Present	Y N NA
Lead Acetate Strips: _____	

LAB USE ONLY:
Lab Sample # / Comments:

Customer Remarks / Special Conditions / Possible Hazards:

Type of Ice Used: Wet Blue Dry None

Packing Material Used:

Radchem sample(s) screened (<500 cpm): Y N NA

SHORT HOLDS PRESENT (<72 hours): Y N N/A

Lab Tracking #: 2538816

Samples received via: FEDEX UPS Client Courier Pace Courier

Lab Sample Temperature Info:
Temp Blank Received: Y N NA
Therm ID#: 3 IR06
Cooler 1 Temp Upon Receipt: 3.7 oC
Cooler 1 Therm Corr. Factor: 0 oC
Cooler 1 Corrected Temp: 3.7 oC
Comments:

Relinquished by/Company: (Signature)	Date/Time:	Received by/Company: (Signature)	Date/Time:
Apex	09/11/20 0715		9-11-20 700
Relinquished by/Company: (Signature)	Date/Time:	Received by/Company: (Signature)	Date/Time:
	9-11-20 1342	MDC Courier	9/11/20 1342
Relinquished by/Company: (Signature)	Date/Time:	Received by/Company: (Signature)	Date/Time:

MTJL LAB USE ONLY
Table #:
Acctnum:
Template:
Prelogin:
PM:
PB:

Trip Blank Received: Y N NA
HCL MeOH TSP Other

Non Conformance(s): YES / NO

Page: _____ of: _____

Pace Analytical Services, LLC
9800 Kincey Ave. Suite 100
Huntersville, NC 28078
(704)875-9092

September 14, 2020

Andrew Street
Apex Companies - NC
5900 Northwoods Business Pkwy
Suite 5900-0
Charlotte, NC 28269

RE: Project: 2020-LI-2448
Pace Project No.: 92495062

Dear Andrew Street:

Enclosed are the analytical results for sample(s) received by the laboratory on September 11, 2020. The results relate only to the samples included in this report. Results reported herein conform to the applicable TNI/NELAC Standards and the laboratory's Quality Manual, where applicable, unless otherwise noted in the body of the report.

The test results provided in this final report were generated by each of the following laboratories within the Pace Network:

- Pace National - Mt. Juliet
- Pace Analytical Services - Asheville
- Pace Analytical Services - Charlotte

If you have any questions concerning this report, please feel free to contact me.

Sincerely,

Angela M. Baioni

Angela Baioni
angela.baioni@pacelabs.com
(704)875-9092
Project Manager

Enclosures

cc: J Culbreath, Colonial Pipeline Company
Robert Hughes, Colonial Pipeline
Margaret King, APEX Companies, LLC
Emily Little, Apex Companies
Jeff Morrison, Colonial Pipeline Company
Tom Naumann, APEX Companies - NC
Joe Nicolette, Montrose-EPS
Christopher Schultz, Apex Companies
J Tate, Colonial Pipeline Company
Alex Testoff, Montrose-EPS
Michael Verdon, Colonial Pipeline Company
JM Wyatt, Colonial Pipeline Company

REPORT OF LABORATORY ANALYSIS

This report shall not be reproduced, except in full,
without the written consent of Pace Analytical Services, LLC.

Pace Analytical Services, LLC
9800 Kincey Ave. Suite 100
Huntersville, NC 28078
(704)875-9092

CERTIFICATIONS

Project: 2020-LI-2448
Pace Project No.: 92495062

Pace Analytical Services National

12065 Lebanon Road, Mt. Juliet, TN 37122
Alabama Certification #: 40660
Alaska Certification 17-026
Arizona Certification #: AZ0612
Arkansas Certification #: 88-0469
California Certification #: 2932
Canada Certification #: 1461.01
Colorado Certification #: TN00003
Connecticut Certification #: PH-0197
DOD Certification: #1461.01
EPA# TN00003
Florida Certification #: E87487
Georgia DW Certification #: 923
Georgia Certification: NELAP
Idaho Certification #: TN00003
Illinois Certification #: 200008
Indiana Certification #: C-TN-01
Iowa Certification #: 364
Kansas Certification #: E-10277
Kentucky UST Certification #: 16
Kentucky Certification #: 90010
Louisiana Certification #: AI30792
Louisiana DW Certification #: LA180010
Maine Certification #: TN0002
Maryland Certification #: 324
Massachusetts Certification #: M-TN003
Michigan Certification #: 9958
Minnesota Certification #: 047-999-395
Mississippi Certification #: TN00003
Missouri Certification #: 340
Montana Certification #: CERT0086
Nebraska Certification #: NE-OS-15-05
Nevada Certification #: TN-03-2002-34
New Hampshire Certification #: 2975
New Jersey Certification #: TN002
New Mexico DW Certification
New York Certification #: 11742
North Carolina Aquatic Toxicity Certification #: 41
North Carolina Drinking Water Certification #: 21704
North Carolina Environmental Certificate #: 375
North Dakota Certification #: R-140
Ohio VAP Certification #: CL0069
Oklahoma Certification #: 9915
Oregon Certification #: TN200002
Pennsylvania Certification #: 68-02979
Rhode Island Certification #: LAO00356
South Carolina Certification #: 84004
South Dakota Certification
Tennessee DW/Chem/Micro Certification #: 2006
Texas Certification #: T 104704245-17-14
Texas Mold Certification #: LAB0152
USDA Soil Permit #: P330-15-00234
Utah Certification #: TN00003
Virginia Certification #: VT2006
Vermont Dept. of Health: ID# VT-2006
Virginia Certification #: 460132
Washington Certification #: C847
West Virginia Certification #: 233
Wisconsin Certification #: 9980939910
Wyoming UST Certification #: via A2LA 2926.01
A2LA-ISO 17025 Certification #: 1461.01
A2LA-ISO 17025 Certification #: 1461.02
AIHA-LAP/LLC EMLAP Certification #:100789

Pace Analytical Services Charlotte

9800 Kincey Ave. Ste 100, Huntersville, NC 28078
Louisiana/NELAP Certification # LA170028
North Carolina Drinking Water Certification #: 37706
North Carolina Field Services Certification #: 5342
North Carolina Wastewater Certification #: 12
South Carolina Certification #: 99006001
Florida/NELAP Certification #: E87627
Kentucky UST Certification #: 84
Virginia/VELAP Certification #: 460221

Pace Analytical Services Asheville

2225 Riverside Drive, Asheville, NC 28804
Florida/NELAP Certification #: E87648
Massachusetts Certification #: M-NC030
North Carolina Drinking Water Certification #: 37712
North Carolina Wastewater Certification #: 40
South Carolina Certification #: 99030001
Virginia/VELAP Certification #: 460222

REPORT OF LABORATORY ANALYSIS

This report shall not be reproduced, except in full,
without the written consent of Pace Analytical Services, LLC.

Pace Analytical Services, LLC
9800 Kincey Ave. Suite 100
Huntersville, NC 28078
(704)875-9092

SAMPLE ANALYTE COUNT

Project: 2020-LI-2448
Pace Project No.: 92495062

Lab ID	Sample ID	Method	Analysts	Analytes Reported	Laboratory
92495062001	**13926A_HC_RD**	MADEP VPH	BMB	6	PAN
		EPA 6010D	DS	1	PASI-A
		SM 6200B	NSCQ	63	PASI-C

PAN = Pace National - Mt. Juliet
PASI-A = Pace Analytical Services - Asheville
PASI-C = Pace Analytical Services - Charlotte

This report shall not be reproduced, except in full,
without the written consent of Pace Analytical Services, LLC.

Pace Analytical Services, LLC
9800 Kincey Ave. Suite 100
Huntersville, NC 28078
(704)875-9092

ANALYTICAL RESULTS

Project: 2020-LI-2448
Pace Project No.: 92495062

Sample: 13926A_HC_RD **Lab ID: 92495062001** Collected: 09/10/20 13:11 Received: 09/11/20 07:08 Matrix: Water

Parameters	Results	Units	Report Limit	DF	Prepared	Analyzed	CAS No.	Qual
MADEPV	Analytical Method: MADEP VPH Preparation Method: MADEPV Pace National - Mt. Juliet							
Aliphatic (C05-C08)	ND	ug/L	100	1	09/12/20 21:11	09/12/20 21:11		
Aliphatic (C09-C12)	ND	ug/L	100	1	09/12/20 21:11	09/12/20 21:11		
Aromatic (C09-C10),Unadjusted	ND	ug/L	100	1	09/12/20 21:11	09/12/20 21:11	TPHC9C10A	
Total VPH	ND	ug/L	100	1	09/12/20 21:11	09/12/20 21:11	VPH	
Surrogates								
2,5-Dibromotoluene (FID)	94.8	%	70.0-130	1	09/12/20 21:11	09/12/20 21:11	615-59-8FID	
2,5-Dibromotoluene (PID)	89.1	%	70.0-130	1	09/12/20 21:11	09/12/20 21:11	615-59-8PID	
6010 MET ICP	Analytical Method: EPA 6010D Preparation Method: EPA 3010A Pace Analytical Services - Asheville							
Lead	ND	ug/L	5.0	1	09/12/20 01:48	09/12/20 16:41	7439-92-1	
6200B MSV	Analytical Method: SM 6200B Pace Analytical Services - Charlotte							
Benzene	ND	ug/L	0.50	1		09/12/20 05:36	71-43-2	
Bromobenzene	ND	ug/L	0.50	1		09/12/20 05:36	108-86-1	
Bromochloromethane	ND	ug/L	0.50	1		09/12/20 05:36	74-97-5	
Bromodichloromethane	ND	ug/L	0.50	1		09/12/20 05:36	75-27-4	
Bromoform	ND	ug/L	0.50	1		09/12/20 05:36	75-25-2	
Bromomethane	ND	ug/L	5.0	1		09/12/20 05:36	74-83-9	
n-Butylbenzene	ND	ug/L	0.50	1		09/12/20 05:36	104-51-8	
sec-Butylbenzene	ND	ug/L	0.50	1		09/12/20 05:36	135-98-8	
tert-Butylbenzene	ND	ug/L	0.50	1		09/12/20 05:36	98-06-6	
Carbon tetrachloride	ND	ug/L	0.50	1		09/12/20 05:36	56-23-5	
Chlorobenzene	ND	ug/L	0.50	1		09/12/20 05:36	108-90-7	
Chloroethane	ND	ug/L	1.0	1		09/12/20 05:36	75-00-3	
Chloroform	ND	ug/L	0.50	1		09/12/20 05:36	67-66-3	
Chloromethane	ND	ug/L	1.0	1		09/12/20 05:36	74-87-3	
2-Chlorotoluene	ND	ug/L	0.50	1		09/12/20 05:36	95-49-8	
4-Chlorotoluene	ND	ug/L	0.50	1		09/12/20 05:36	106-43-4	
1,2-Dibromo-3-chloropropane	ND	ug/L	1.0	1		09/12/20 05:36	96-12-8	
Dibromochloromethane	ND	ug/L	0.50	1		09/12/20 05:36	124-48-1	
1,2-Dibromoethane (EDB)	ND	ug/L	0.50	1		09/12/20 05:36	106-93-4	
Dibromomethane	ND	ug/L	0.50	1		09/12/20 05:36	74-95-3	
1,2-Dichlorobenzene	ND	ug/L	0.50	1		09/12/20 05:36	95-50-1	
1,3-Dichlorobenzene	ND	ug/L	0.50	1		09/12/20 05:36	541-73-1	
1,4-Dichlorobenzene	ND	ug/L	0.50	1		09/12/20 05:36	106-46-7	
Dichlorodifluoromethane	ND	ug/L	0.50	1		09/12/20 05:36	75-71-8	
1,1-Dichloroethane	ND	ug/L	0.50	1		09/12/20 05:36	75-34-3	
1,2-Dichloroethane	ND	ug/L	0.50	1		09/12/20 05:36	107-06-2	
1,1-Dichloroethene	ND	ug/L	0.50	1		09/12/20 05:36	75-35-4	
cis-1,2-Dichloroethene	ND	ug/L	0.50	1		09/12/20 05:36	156-59-2	
trans-1,2-Dichloroethene	ND	ug/L	0.50	1		09/12/20 05:36	156-60-5	
1,2-Dichloropropane	ND	ug/L	0.50	1		09/12/20 05:36	78-87-5	
1,3-Dichloropropane	ND	ug/L	0.50	1		09/12/20 05:36	142-28-9	
2,2-Dichloropropane	ND	ug/L	0.50	1		09/12/20 05:36	594-20-7	

REPORT OF LABORATORY ANALYSIS

This report shall not be reproduced, except in full,
without the written consent of Pace Analytical Services, LLC.

Pace Analytical Services, LLC
9800 Kincey Ave. Suite 100
Huntersville, NC 28078
(704)875-9092

ANALYTICAL RESULTS

Project: 2020-LI-2448
Pace Project No.: 92495062

Sample: 13926A_HC_RD **Lab ID: 92495062001** Collected: 09/10/20 13:11 Received: 09/11/20 07:08 Matrix: Water

Parameters	Results	Units	Report Limit	DF	Prepared	Analyzed	CAS No.	Qual
6200B MSV	Analytical Method: SM 6200B Pace Analytical Services - Charlotte							
1,1-Dichloropropene	ND	ug/L	0.50	1		09/12/20 05:36	563-58-6	
cis-1,3-Dichloropropene	ND	ug/L	0.50	1		09/12/20 05:36	10061-01-5	
trans-1,3-Dichloropropene	ND	ug/L	0.50	1		09/12/20 05:36	10061-02-6	
Diisopropyl ether	ND	ug/L	0.50	1		09/12/20 05:36	108-20-3	
Ethylbenzene	ND	ug/L	0.50	1		09/12/20 05:36	100-41-4	
Hexachloro-1,3-butadiene	ND	ug/L	2.0	1		09/12/20 05:36	87-68-3	
Isopropylbenzene (Cumene)	ND	ug/L	0.50	1		09/12/20 05:36	98-82-8	
Methylene Chloride	ND	ug/L	2.0	1		09/12/20 05:36	75-09-2	
Methyl-tert-butyl ether	ND	ug/L	0.50	1		09/12/20 05:36	1634-04-4	
Naphthalene	ND	ug/L	2.0	1		09/12/20 05:36	91-20-3	
n-Propylbenzene	ND	ug/L	0.50	1		09/12/20 05:36	103-65-1	
Styrene	ND	ug/L	0.50	1		09/12/20 05:36	100-42-5	
1,1,1,2-Tetrachloroethane	ND	ug/L	0.50	1		09/12/20 05:36	630-20-6	
1,1,2,2-Tetrachloroethane	ND	ug/L	0.50	1		09/12/20 05:36	79-34-5	
Tetrachloroethene	ND	ug/L	0.50	1		09/12/20 05:36	127-18-4	
Toluene	ND	ug/L	0.50	1		09/12/20 05:36	108-88-3	
1,2,3-Trichlorobenzene	ND	ug/L	2.0	1		09/12/20 05:36	87-61-6	
1,2,4-Trichlorobenzene	ND	ug/L	2.0	1		09/12/20 05:36	120-82-1	
1,1,1-Trichloroethane	ND	ug/L	0.50	1		09/12/20 05:36	71-55-6	
1,1,2-Trichloroethane	ND	ug/L	0.50	1		09/12/20 05:36	79-00-5	
Trichloroethene	ND	ug/L	0.50	1		09/12/20 05:36	79-01-6	
Trichlorofluoromethane	ND	ug/L	1.0	1		09/12/20 05:36	75-69-4	
1,2,3-Trichloropropane	ND	ug/L	0.50	1		09/12/20 05:36	96-18-4	
1,2,4-Trimethylbenzene	ND	ug/L	0.50	1		09/12/20 05:36	95-63-6	
1,3,5-Trimethylbenzene	ND	ug/L	0.50	1		09/12/20 05:36	108-67-8	
Vinyl chloride	ND	ug/L	1.0	1		09/12/20 05:36	75-01-4	
m&p-Xylene	ND	ug/L	1.0	1		09/12/20 05:36	179601-23-1	
o-Xylene	ND	ug/L	0.50	1		09/12/20 05:36	95-47-6	
Surrogates								
1,2-Dichloroethane-d4 (S)	88	%	70-130	1		09/12/20 05:36	17060-07-0	
4-Bromofluorobenzene (S)	94	%	70-130	1		09/12/20 05:36	460-00-4	
Toluene-d8 (S)	98	%	70-130	1		09/12/20 05:36	2037-26-5	

REPORT OF LABORATORY ANALYSIS

This report shall not be reproduced, except in full,
without the written consent of Pace Analytical Services, LLC.

Pace Analytical Services, LLC
9800 Kincey Ave. Suite 100
Huntersville, NC 28078
(704)875-9092

QUALITY CONTROL DATA

Project: 2020-LI-2448
Pace Project No.: 92495062

QC Batch: 1541991
QC Batch Method: MADEPV
Analysis Method: MADEP VPH
Analysis Description: MADEPV
Laboratory: Pace National - Mt. Juliet

Associated Lab Samples: 92495062001

METHOD BLANK: R3569753-1 Matrix: Water
Associated Lab Samples: 92495062001

Parameter	Units	Blank Result	Reporting Limit	Analyzed	Qualifiers
Aliphatic (C05-C08)	ug/L	ND	100	09/12/20 13:27	
Aliphatic (C09-C12)	ug/L	ND	100	09/12/20 13:27	
Aromatic (C09-C10),Unadjusted	ug/L	ND	100	09/12/20 13:27	
Total VPH	ug/L	ND	100	09/12/20 13:27	
2,5-Dibromotoluene (FID)	%	92.8	70.0-130	09/12/20 13:27	
2,5-Dibromotoluene (PID)	%	90	70.0-130	09/12/20 13:27	

LABORATORY CONTROL SAMPLE & LCSD: R3569753-2 R3569753-3

Parameter	Units	Spike Conc.	LCS Result	LCSD Result	LCS % Rec	LCSD % Rec	% Rec Limits	RPD	Max RPD	Qualifiers
Aliphatic (C05-C08)	ug/L	1200	1120	1090	93.3	90.8	70.0-130	2.71	25	
Aliphatic (C09-C12)	ug/L	1400	1190	1200	85.0	85.7	70.0-130	0.837	25	
Aromatic (C09-C10),Unadjusted	ug/L	200	155	150	77.5	75.0	70.0-130	3.28	25	
Total VPH	ug/L	2800	2470	2440	88.2	87.1	70.0-130	1.22	25	
2,5-Dibromotoluene (FID)	%				96.9	97.5	70.0-130			
2,5-Dibromotoluene (PID)	%				93.5	90.3	70.0-130			

Results presented on this page are in the units indicated by the "Units" column except where an alternate unit is presented to the right of the result.

REPORT OF LABORATORY ANALYSIS

This report shall not be reproduced, except in full,
without the written consent of Pace Analytical Services, LLC.

Pace Analytical Services, LLC
9800 Kincey Ave. Suite 100
Huntersville, NC 28078
(704)875-9092

QUALITY CONTROL DATA

Project: 2020-LI-2448
Pace Project No.: 92495062

QC Batch: 566001
QC Batch Method: EPA 3010A
Analysis Method: EPA 6010D
Analysis Description: 6010 MET
Laboratory: Pace Analytical Services - Asheville

Associated Lab Samples: 92495062001

METHOD BLANK: 2999937 Matrix: Water
Associated Lab Samples: 92495062001

Parameter	Units	Blank Result	Reporting Limit	Analyzed	Qualifiers
Lead	ug/L	ND	5.0	09/12/20 16:12	

LABORATORY CONTROL SAMPLE: 2999938

Parameter	Units	Spike Conc.	LCS Result	LCS % Rec	% Rec Limits	Qualifiers
Lead	ug/L	500	455	91	80-120	

MATRIX SPIKE & MATRIX SPIKE DUPLICATE: 2999939 2999940

Parameter	Units	92495051001 Result	MS Spike Conc.	MSD Spike Conc.	MS Result	MSD Result	MS % Rec	MSD % Rec	% Rec Limits	RPD	Qual
Lead	ug/L	ND	500	500	473	467	95	93	75-125	1	

Results presented on this page are in the units indicated by the "Units" column except where an alternate unit is presented to the right of the result.

REPORT OF LABORATORY ANALYSIS

This report shall not be reproduced, except in full,
without the written consent of Pace Analytical Services, LLC.

Pace Analytical Services, LLC
9800 Kincey Ave. Suite 100
Huntersville, NC 28078
(704)875-9092

QUALITY CONTROL DATA

Project: 2020-LI-2448
Pace Project No.: 92495062

QC Batch: 565946
QC Batch Method: SM 6200B
Analysis Method: SM 6200B
Analysis Description: 6200B MSV
Laboratory: Pace Analytical Services - Charlotte

Associated Lab Samples: 92495062001

METHOD BLANK: 2999437 Matrix: Water
Associated Lab Samples: 92495062001

Parameter	Units	Blank Result	Reporting Limit	Analyzed	Qualifiers
1,1,1,2-Tetrachloroethane	ug/L	ND	0.50	09/12/20 03:28	
1,1,1-Trichloroethane	ug/L	ND	0.50	09/12/20 03:28	
1,1,2,2-Tetrachloroethane	ug/L	ND	0.50	09/12/20 03:28	
1,1,2-Trichloroethane	ug/L	ND	0.50	09/12/20 03:28	
1,1-Dichloroethane	ug/L	ND	0.50	09/12/20 03:28	
1,1-Dichloroethene	ug/L	ND	0.50	09/12/20 03:28	
1,1-Dichloropropene	ug/L	ND	0.50	09/12/20 03:28	
1,2,3-Trichlorobenzene	ug/L	ND	2.0	09/12/20 03:28	
1,2,3-Trichloropropane	ug/L	ND	0.50	09/12/20 03:28	
1,2,4-Trichlorobenzene	ug/L	ND	2.0	09/12/20 03:28	
1,2,4-Trimethylbenzene	ug/L	ND	0.50	09/12/20 03:28	
1,2-Dibromo-3-chloropropane	ug/L	ND	1.0	09/12/20 03:28	
1,2-Dibromoethane (EDB)	ug/L	ND	0.50	09/12/20 03:28	
1,2-Dichlorobenzene	ug/L	ND	0.50	09/12/20 03:28	
1,2-Dichloroethane	ug/L	ND	0.50	09/12/20 03:28	
1,2-Dichloropropane	ug/L	ND	0.50	09/12/20 03:28	
1,3,5-Trimethylbenzene	ug/L	ND	0.50	09/12/20 03:28	
1,3-Dichlorobenzene	ug/L	ND	0.50	09/12/20 03:28	
1,3-Dichloropropane	ug/L	ND	0.50	09/12/20 03:28	
1,4-Dichlorobenzene	ug/L	ND	0.50	09/12/20 03:28	
2,2-Dichloropropane	ug/L	ND	0.50	09/12/20 03:28	
2-Chlorotoluene	ug/L	ND	0.50	09/12/20 03:28	
4-Chlorotoluene	ug/L	ND	0.50	09/12/20 03:28	
Benzene	ug/L	ND	0.50	09/12/20 03:28	
Bromobenzene	ug/L	ND	0.50	09/12/20 03:28	
Bromochloromethane	ug/L	ND	0.50	09/12/20 03:28	
Bromodichloromethane	ug/L	ND	0.50	09/12/20 03:28	
Bromoform	ug/L	ND	0.50	09/12/20 03:28	
Bromomethane	ug/L	ND	5.0	09/12/20 03:28	
Carbon tetrachloride	ug/L	ND	0.50	09/12/20 03:28	
Chlorobenzene	ug/L	ND	0.50	09/12/20 03:28	
Chloroethane	ug/L	ND	1.0	09/12/20 03:28	
Chloroform	ug/L	ND	0.50	09/12/20 03:28	
Chloromethane	ug/L	ND	1.0	09/12/20 03:28	
cis-1,2-Dichloroethene	ug/L	ND	0.50	09/12/20 03:28	
cis-1,3-Dichloropropene	ug/L	ND	0.50	09/12/20 03:28	
Dibromochloromethane	ug/L	ND	0.50	09/12/20 03:28	
Dibromomethane	ug/L	ND	0.50	09/12/20 03:28	
Dichlorodifluoromethane	ug/L	ND	0.50	09/12/20 03:28	
Diisopropyl ether	ug/L	ND	0.50	09/12/20 03:28	

Results presented on this page are in the units indicated by the "Units" column except where an alternate unit is presented to the right of the result.

REPORT OF LABORATORY ANALYSIS

This report shall not be reproduced, except in full,
without the written consent of Pace Analytical Services, LLC.

Pace Analytical Services, LLC
9800 Kincey Ave. Suite 100
Huntersville, NC 28078
(704)875-9092

QUALITY CONTROL DATA

Project: 2020-LI-2448
Pace Project No.: 92495062

METHOD BLANK: 2999437 Matrix: Water
Associated Lab Samples: 92495062001

Parameter	Units	Blank Result	Reporting Limit	Analyzed	Qualifiers
Ethylbenzene	ug/L	ND	0.50	09/12/20 03:28	
Hexachloro-1,3-butadiene	ug/L	ND	2.0	09/12/20 03:28	
Isopropylbenzene (Cumene)	ug/L	ND	0.50	09/12/20 03:28	
m&p-Xylene	ug/L	ND	1.0	09/12/20 03:28	
Methyl-tert-butyl ether	ug/L	ND	0.50	09/12/20 03:28	
Methylene Chloride	ug/L	ND	2.0	09/12/20 03:28	
n-Butylbenzene	ug/L	ND	0.50	09/12/20 03:28	
n-Propylbenzene	ug/L	ND	0.50	09/12/20 03:28	
Naphthalene	ug/L	ND	2.0	09/12/20 03:28	
o-Xylene	ug/L	ND	0.50	09/12/20 03:28	
sec-Butylbenzene	ug/L	ND	0.50	09/12/20 03:28	
Styrene	ug/L	ND	0.50	09/12/20 03:28	
tert-Butylbenzene	ug/L	ND	0.50	09/12/20 03:28	
Tetrachloroethene	ug/L	ND	0.50	09/12/20 03:28	
Toluene	ug/L	ND	0.50	09/12/20 03:28	
trans-1,2-Dichloroethene	ug/L	ND	0.50	09/12/20 03:28	
trans-1,3-Dichloropropene	ug/L	ND	0.50	09/12/20 03:28	
Trichloroethene	ug/L	ND	0.50	09/12/20 03:28	
Trichlorofluoromethane	ug/L	ND	1.0	09/12/20 03:28	
Vinyl chloride	ug/L	ND	1.0	09/12/20 03:28	
1,2-Dichloroethane-d4 (S)	%	91	70-130	09/12/20 03:28	
4-Bromofluorobenzene (S)	%	95	70-130	09/12/20 03:28	
Toluene-d8 (S)	%	100	70-130	09/12/20 03:28	

LABORATORY CONTROL SAMPLE: 2999438

Parameter	Units	Spike Conc.	LCS Result	LCS % Rec	% Rec Limits	Qualifiers
1,1,1,2-Tetrachloroethane	ug/L	50	52.5	105	60-140	
1,1,1-Trichloroethane	ug/L	50	48.3	97	60-140	
1,1,2,2-Tetrachloroethane	ug/L	50	50.7	101	60-140	
1,1,2-Trichloroethane	ug/L	50	50.4	101	60-140	
1,1-Dichloroethane	ug/L	50	48.4	97	60-140	
1,1-Dichloroethene	ug/L	50	50.7	101	60-140	
1,1-Dichloropropene	ug/L	50	51.2	102	60-140	
1,2,3-Trichlorobenzene	ug/L	50	53.9	108	60-140	
1,2,3-Trichloropropane	ug/L	50	49.2	98	60-140	
1,2,4-Trichlorobenzene	ug/L	50	55.3	111	60-140	
1,2,4-Trimethylbenzene	ug/L	50	52.8	106	60-140	
1,2-Dibromo-3-chloropropane	ug/L	50	51.0	102	60-140	
1,2-Dibromoethane (EDB)	ug/L	50	54.1	108	60-140	
1,2-Dichlorobenzene	ug/L	50	53.4	107	60-140	
1,2-Dichloroethane	ug/L	50	40.8	82	60-140	
1,2-Dichloropropane	ug/L	50	52.6	105	60-140	
1,3,5-Trimethylbenzene	ug/L	50	52.8	106	60-140	

Results presented on this page are in the units indicated by the "Units" column except where an alternate unit is presented to the right of the result.

REPORT OF LABORATORY ANALYSIS

This report shall not be reproduced, except in full,
without the written consent of Pace Analytical Services, LLC.

Pace Analytical Services, LLC
9800 Kincey Ave. Suite 100
Huntersville, NC 28078
(704)875-9092

QUALITY CONTROL DATA

Project: 2020-LI-2448
Pace Project No.: 92495062

LABORATORY CONTROL SAMPLE: 2999438

Parameter	Units	Spike Conc.	LCS Result	LCS % Rec	% Rec Limits	Qualifiers
1,3-Dichlorobenzene	ug/L	50	53.6	107	60-140	
1,3-Dichloropropane	ug/L	50	54.3	109	60-140	
1,4-Dichlorobenzene	ug/L	50	53.2	106	60-140	
2,2-Dichloropropane	ug/L	50	46.1	92	60-140	
2-Chlorotoluene	ug/L	50	53.7	107	60-140	
4-Chlorotoluene	ug/L	50	52.1	104	60-140	
Benzene	ug/L	50	51.7	103	60-140	
Bromobenzene	ug/L	50	52.7	105	60-140	
Bromochloromethane	ug/L	50	50.2	100	60-140	
Bromodichloromethane	ug/L	50	46.1	92	60-140	
Bromoform	ug/L	50	50.3	101	60-140	
Bromomethane	ug/L	50	47.4	95	60-140	
Carbon tetrachloride	ug/L	50	52.2	104	60-140	
Chlorobenzene	ug/L	50	53.1	106	60-140	
Chloroethane	ug/L	50	35.7	71	60-140	
Chloroform	ug/L	50	46.4	93	60-140	
Chloromethane	ug/L	50	51.0	102	60-140	
cis-1,2-Dichloroethene	ug/L	50	47.2	94	60-140	
cis-1,3-Dichloropropene	ug/L	50	53.0	106	60-140	
Dibromochloromethane	ug/L	50	52.1	104	60-140	
Dibromomethane	ug/L	50	50.7	101	60-140	
Dichlorodifluoromethane	ug/L	50	55.0	110	60-140	
Diisopropyl ether	ug/L	50	46.8	94	60-140	
Ethylbenzene	ug/L	50	53.3	107	60-140	
Hexachloro-1,3-butadiene	ug/L	50	56.1	112	60-140	
Isopropylbenzene (Cumene)	ug/L	50	54.1	108	60-140	
m&p-Xylene	ug/L	100	104	104	60-140	
Methyl-tert-butyl ether	ug/L	50	47.0	94	60-140	
Methylene Chloride	ug/L	50	43.0	86	60-140	
n-Butylbenzene	ug/L	50	54.1	108	60-140	
n-Propylbenzene	ug/L	50	54.3	109	60-140	
Naphthalene	ug/L	50	54.1	108	60-140	
o-Xylene	ug/L	50	52.6	105	60-140	
sec-Butylbenzene	ug/L	50	55.0	110	60-140	
Styrene	ug/L	50	54.9	110	60-140	
tert-Butylbenzene	ug/L	50	45.2	90	60-140	
Tetrachloroethene	ug/L	50	55.0	110	60-140	
Toluene	ug/L	50	50.6	101	60-140	
trans-1,2-Dichloroethene	ug/L	50	48.7	97	60-140	
trans-1,3-Dichloropropene	ug/L	50	49.1	98	60-140	
Trichloroethene	ug/L	50	53.5	107	60-140	
Trichlorofluoromethane	ug/L	50	50.2	100	60-140	
Vinyl chloride	ug/L	50	54.0	108	60-140	
1,2-Dichloroethane-d4 (S)	%			82	70-130	
4-Bromofluorobenzene (S)	%			98	70-130	
Toluene-d8 (S)	%			96	70-130	

Results presented on this page are in the units indicated by the "Units" column except where an alternate unit is presented to the right of the result.

REPORT OF LABORATORY ANALYSIS

This report shall not be reproduced, except in full,
without the written consent of Pace Analytical Services, LLC.

Pace Analytical Services, LLC
9800 Kincey Ave. Suite 100
Huntersville, NC 28078
(704)875-9092

QUALITY CONTROL DATA

Project: 2020-LI-2448
Pace Project No.: 92495062

MATRIX SPIKE & MATRIX SPIKE DUPLICATE: 2999439 2999440

Parameter	Units	92495067001 Result	MS Spike Conc.	MSD Spike Conc.	MS Result	MSD Result	MS % Rec	MSD % Rec	% Rec Limits	RPD	Qual
1,1,1,2-Tetrachloroethane	ug/L	ND	20	20	23.7	23.3	118	116	60-140	2	
1,1,1-Trichloroethane	ug/L	ND	20	20	22.7	22.7	114	113	60-140	0	
1,1,2,2-Tetrachloroethane	ug/L	ND	20	20	22.3	22.3	112	111	60-140	0	
1,1,2-Trichloroethane	ug/L	ND	20	20	22.8	22.5	114	112	60-140	1	
1,1-Dichloroethane	ug/L	ND	20	20	22.4	21.7	112	108	60-140	3	
1,1-Dichloroethene	ug/L	ND	20	20	24.2	24.3	121	122	60-140	1	
1,1-Dichloropropene	ug/L	ND	20	20	23.1	23.0	116	115	60-140	0	
1,2,3-Trichlorobenzene	ug/L	ND	20	20	20.2	21.6	101	108	60-140	7	
1,2,3-Trichloropropane	ug/L	ND	20	20	22.2	22.0	111	110	60-140	1	
1,2,4-Trichlorobenzene	ug/L	ND	20	20	21.7	22.6	108	113	60-140	4	
1,2,4-Trimethylbenzene	ug/L	ND	20	20	22.7	23.5	114	117	60-140	3	
1,2-Dibromo-3-chloropropane	ug/L	ND	20	20	20.8	21.9	104	110	60-140	5	
1,2-Dibromoethane (EDB)	ug/L	ND	20	20	23.3	23.6	117	118	60-140	1	
1,2-Dichlorobenzene	ug/L	ND	20	20	22.2	22.8	111	114	60-140	2	
1,2-Dichloroethane	ug/L	ND	20	20	18.5	18.4	92	92	60-140	0	
1,2-Dichloropropane	ug/L	ND	20	20	23.8	23.6	119	118	60-140	1	
1,3,5-Trimethylbenzene	ug/L	ND	20	20	23.3	23.8	116	119	60-140	2	
1,3-Dichlorobenzene	ug/L	ND	20	20	22.4	23.1	112	115	60-140	3	
1,3-Dichloropropane	ug/L	ND	20	20	24.2	24.1	121	121	60-140	0	
1,4-Dichlorobenzene	ug/L	ND	20	20	22.3	22.9	111	115	60-140	3	
2,2-Dichloropropane	ug/L	ND	20	20	22.7	22.3	113	111	60-140	2	
2-Chlorotoluene	ug/L	ND	20	20	23.4	24.1	117	121	60-140	3	
4-Chlorotoluene	ug/L	ND	20	20	22.2	23.0	111	115	60-140	4	
Benzene	ug/L	ND	20	20	24.1	23.0	120	115	60-140	4	
Bromobenzene	ug/L	ND	20	20	23.0	23.4	115	117	60-140	2	
Bromochloromethane	ug/L	ND	20	20	22.3	22.4	111	112	60-140	1	
Bromodichloromethane	ug/L	ND	20	20	20.5	20.6	103	103	60-140	0	
Bromoform	ug/L	ND	20	20	21.5	21.6	108	108	60-140	0	
Bromomethane	ug/L	ND	20	20	20.3	22.5	101	113	60-140	11	
Carbon tetrachloride	ug/L	ND	20	20	25.2	24.4	126	122	60-140	3	
Chlorobenzene	ug/L	ND	20	20	23.6	23.6	118	118	60-140	0	
Chloroethane	ug/L	ND	20	20	21.0	21.7	105	109	60-140	3	
Chloroform	ug/L	ND	20	20	20.6	21.2	103	106	60-140	3	
Chloromethane	ug/L	ND	20	20	22.2	22.3	111	112	60-140	1	
cis-1,2-Dichloroethene	ug/L	ND	20	20	21.6	21.5	108	107	60-140	0	
cis-1,3-Dichloropropene	ug/L	ND	20	20	24.4	23.7	122	119	60-140	3	
Dibromochloromethane	ug/L	ND	20	20	23.1	22.9	116	115	60-140	1	
Dibromomethane	ug/L	ND	20	20	23.4	23.1	117	115	60-140	2	
Dichlorodifluoromethane	ug/L	ND	20	20	25.9	25.7	130	128	60-140	1	
Diisopropyl ether	ug/L	ND	20	20	21.0	20.9	105	104	60-140	1	
Ethylbenzene	ug/L	ND	20	20	23.9	24.0	120	120	60-140	0	
Hexachloro-1,3-butadiene	ug/L	ND	20	20	24.7	26.1	124	130	60-140	5	
Isopropylbenzene (Cumene)	ug/L	ND	20	20	24.2	24.2	121	121	60-140	0	
m&p-Xylene	ug/L	ND	40	40	46.9	46.8	117	117	60-140	0	
Methyl-tert-butyl ether	ug/L	ND	20	20	21.0	20.7	105	103	60-140	2	
Methylene Chloride	ug/L	ND	20	20	19.9	20.0	99	100	60-140	1	

Results presented on this page are in the units indicated by the "Units" column except where an alternate unit is presented to the right of the result.

REPORT OF LABORATORY ANALYSIS

This report shall not be reproduced, except in full,
without the written consent of Pace Analytical Services, LLC.

Pace Analytical Services, LLC
9800 Kincey Ave. Suite 100
Huntersville, NC 28078
(704)875-9092

QUALITY CONTROL DATA

Project: 2020-LI-2448
Pace Project No.: 92495062

MATRIX SPIKE & MATRIX SPIKE DUPLICATE: 2999439 2999440

Parameter	Units	92495067001 Result	MS Spike Conc.	MSD Spike Conc.	MS Result	MSD Result	MS % Rec	MSD % Rec	% Rec Limits	RPD	Qual
n-Butylbenzene	ug/L	ND	20	20	23.1	24.1	116	120	60-140	4	
n-Propylbenzene	ug/L	ND	20	20	23.8	24.4	119	122	60-140	2	
Naphthalene	ug/L	ND	20	20	19.3	20.9	97	104	60-140	8	
o-Xylene	ug/L	ND	20	20	23.3	23.7	116	118	60-140	2	
sec-Butylbenzene	ug/L	ND	20	20	24.2	24.9	121	124	60-140	3	
Styrene	ug/L	ND	20	20	23.5	23.3	118	117	60-140	1	
tert-Butylbenzene	ug/L	ND	20	20	20.3	20.7	102	104	60-140	2	
Tetrachloroethene	ug/L	ND	20	20	25.7	25.4	129	127	60-140	1	
Toluene	ug/L	ND	20	20	23.5	23.1	117	116	60-140	1	
trans-1,2-Dichloroethene	ug/L	ND	20	20	22.4	22.7	112	113	60-140	1	
trans-1,3-Dichloropropene	ug/L	ND	20	20	22.4	21.9	112	110	60-140	2	
Trichloroethene	ug/L	ND	20	20	25.2	24.9	126	125	60-140	1	
Trichlorofluoromethane	ug/L	ND	20	20	26.0	26.4	130	132	60-140	1	
Vinyl chloride	ug/L	ND	20	20	24.8	24.9	124	124	60-140	0	
1,2-Dichloroethane-d4 (S)	%						91	89	70-130		
4-Bromofluorobenzene (S)	%						98	96	70-130		
Toluene-d8 (S)	%						99	98	70-130		

Results presented on this page are in the units indicated by the "Units" column except where an alternate unit is presented to the right of the result.

REPORT OF LABORATORY ANALYSIS

This report shall not be reproduced, except in full,
without the written consent of Pace Analytical Services, LLC.

Pace Analytical Services, LLC
9800 Kincey Ave. Suite 100
Huntersville, NC 28078
(704)875-9092

QUALIFIERS

Project: 2020-LI-2448
Pace Project No.: 92495062

DEFINITIONS

DF - Dilution Factor, if reported, represents the factor applied to the reported data due to dilution of the sample aliquot.

ND - Not Detected at or above adjusted reporting limit.

TNTC - Too Numerous To Count

J - Estimated concentration above the adjusted method detection limit and below the adjusted reporting limit.

MDL - Adjusted Method Detection Limit.

PQL - Practical Quantitation Limit.

RL - Reporting Limit - The lowest concentration value that meets project requirements for quantitative data with known precision and bias for a specific analyte in a specific matrix.

S - Surrogate

1,2-Diphenylhydrazine decomposes to and cannot be separated from Azobenzene using Method 8270. The result for each analyte is a combined concentration.

Consistent with EPA guidelines, unrounded data are displayed and have been used to calculate % recovery and RPD values.

LCS(D) - Laboratory Control Sample (Duplicate)

MS(D) - Matrix Spike (Duplicate)

DUP - Sample Duplicate

RPD - Relative Percent Difference

NC - Not Calculable.

SG - Silica Gel - Clean-Up

U - Indicates the compound was analyzed for, but not detected.

Acid preservation may not be appropriate for 2 Chloroethylvinyl ether.

A separate vial preserved to a pH of 4-5 is recommended in SW846 Chapter 4 for the analysis of Acrolein and Acrylonitrile by EPA Method 8260.

N-Nitrosodiphenylamine decomposes and cannot be separated from Diphenylamine using Method 8270. The result reported for each analyte is a combined concentration.

Pace Analytical is TNI accredited. Contact your Pace PM for the current list of accredited analytes.

TNI - The NELAC Institute.

This report shall not be reproduced, except in full,
without the written consent of Pace Analytical Services, LLC.

Pace Analytical Services, LLC
9800 Kincey Ave. Suite 100
Huntersville, NC 28078
(704)875-9092

QUALITY CONTROL DATA CROSS REFERENCE TABLE

Project: 2020-LI-2448
Pace Project No.: 92495062

Lab ID	Sample ID	QC Batch Method	QC Batch	Analytical Method	Analytical Batch
92495062001	**13926A_HC_RD**	MADEPV	1541991	MADEP VPH	1541991
92495062001	**13926A_HC_RD**	EPA 3010A	566001	EPA 6010D	566017
92495062001	**13926A_HC_RD**	SM 6200B	565946		

This report shall not be reproduced, except in full,
without the written consent of Pace Analytical Services, LLC.

CHAIN-OF-CUSTODY Analytical Request Document

Pace Analytical

Chain-of-Custody is a LEGAL DOCUMENT - Complete all relevent fields

LAB US

WO# : 92495062

92495062

Number or

Company: Apex Companies	Billing Information:
Address:	
Report To: Andrew Street	Email To: Andrew Street / Emily Little
Copy To:	Site Collection Info/Address: 13926A H/CRD
Customer Project Name/Number: 2020-LI-2408	State: NC County/City: Huntersville Time Zone Collected: [ ] PT [ ] MT [ ] CT [✓] ET
Phone: Email:	Site/Facility ID #: Compliance Monitoring? [ ] Yes [ ] No
Collected By (print): Matthew Faidi	Purchase Order #: Quote #: DW PWS ID #: DW Location Code:
Collected By (signature):	Turnaround Date Required: ASAP Immediately Packed on Ice: [✓] Yes [ ] No
Sample Disposal: [ ] Dispose as appropriate [ ] Return [ ] Archive: [ ] Hold:	Rush: [✓] Same Day [ ] Next Day [ ] 2 Day [ ] 3 Day [ ] 4 Day [ ] 5 Day (Expedite Charges Apply) Field Filtered (if applicable): [ ] Yes [ ] No Analysis:

** Preservative Types: (1) nitric acid, (2) sulfuric acid, (3) hydrochloric acid, (4) sodium hydroxide, (5) zinc acetate, (6) methanol, (7) sodium bisulfate, (8) sodium thiosulfate, (9) hexane, (A) ascorbic acid, (B) ammonium sulfate, (C) ammonium hydroxide, (D) TSP, (U) Unpreserved, (O) Other _____

* Matrix Codes (Insert in Matrix box below): Drinking Water (DW), Ground Water (GW), Wastewater (WW), Product (P), Soil/Solid (SL), Oil (OL), Wipe (WP), Air (AR), Tissue (TS), Bioassay (B), Vapor (V), Other (OT)

Customer Sample ID	Matrix *	Comp / Grab	Collected (or Composite Start) Date	Collected (or Composite Start) Time	Composite End Date	Composite End Time	Res Cl	# of Ctns	Analyses: SM 6200B VOCs	Lead	MADEP VPH	Lab Profile/Line: Lab Sample # / Comments
13926A H/CRD	DW	G			09/10	1311		8	X	X	X	92495062 COC

Lab Profile/Line:

Lab Sample Receipt Checklist:

Custody Seals Present/Intact	Y N NA
Custody Signatures Present	Y N NA
Collector Signature Present	Y N NA
Bottles Intact	Y N NA
Correct Bottles	Y N NA
Sufficient Volume	Y N NA
Samples Received on Ice	Y N NA
VOA - Headspace Acceptable	Y N NA
USDA Regulated Soils	Y N NA
Samples in Holding Time	Y N NA
Residual Chlorine Present	Y N NA
Cl Strips:	
Sample pH Acceptable	Y N NA
pH Strips:	
Sulfide Present	Y N NA
Lead Acetate Strips:	

LAB USE ONLY:

Customer Remarks / Special Conditions / Possible Hazards:

Type of Ice Used: Wet Blue Dry None

Packing Material Used:

Radchem sample(s) screened (<500 cpm): Y N NA

SHORT HOLDS PRESENT (<72 hours): Y N N/A

Lab Tracking #: 2539209

Samples received via: FEDEX UPS Client Courier Pace Courier

Lab Sample Temperature Info:

Temp Blank Received: Y N NA

Therm ID#: 92706

Cooler 1 Temp Upon Receipt: 3.7 oC

Cooler 1 Therm Corr. Factor: 1.0 oC

Cooler 1 Corrected Temp: 3.7 oC

Comments:

Relinquished by/Company: (Signature) Apex	Date/Time: 0715 09/11/20	Received by/Company: (Signature)	Date/Time: 9-11-20 700	MTJL LAB USE ONLY
Relinquished by/Company: (Signature)	Date/Time: 9/11/20 1342	Received by/Company: (Signature)	Date/Time: 9/11/2013 42	Table #: Acctnum: Template: Prelogin: PM: PB:
Relinquished by/Company: (Signature)	Date/Time:	Received by/Company: (Signature)	Date/Time:	

Trip Blank Received: Y N NA

HCL MeOH TSP Other

Non Conformance(s): YES / NO

Page: _____ of: _____

Pace Analytical Services, LLC
9800 Kincey Ave. Suite 100
Huntersville, NC 28078
(704)875-9092

September 14, 2020

Andrew Street
Apex Companies - NC
5900 Northwoods Business Pkwy
Suite 5900-0
Charlotte, NC 28269

RE: Project: 2020-LI-2448
Pace Project No.: 92495063

Dear Andrew Street:

Enclosed are the analytical results for sample(s) received by the laboratory on September 11, 2020. The results relate only to the samples included in this report. Results reported herein conform to the applicable TNI/NELAC Standards and the laboratory's Quality Manual, where applicable, unless otherwise noted in the body of the report.

The test results provided in this final report were generated by each of the following laboratories within the Pace Network:

- Pace National - Mt. Juliet
- Pace Analytical Services - Asheville
- Pace Analytical Services - Charlotte

If you have any questions concerning this report, please feel free to contact me.

Sincerely,

Angela M. Baioni

Angela Baioni
angela.baioni@pacelabs.com
(704)875-9092
Project Manager

Enclosures

cc: J Culbreath, Colonial Pipeline Company
Robert Hughes, Colonial Pipeline
Margaret King, APEX Companies, LLC
Emily Little, Apex Companies
Jeff Morrison, Colonial Pipeline Company
Tom Naumann, APEX Companies - NC
Joe Nicolette, Montrose-EPS
Christopher Schultz, Apex Companies
J Tate, Colonial Pipeline Company
Alex Testoff, Montrose-EPS
Michael Verdon, Colonial Pipeline Company
JM Wyatt, Colonial Pipeline Company

REPORT OF LABORATORY ANALYSIS

This report shall not be reproduced, except in full,
without the written consent of Pace Analytical Services, LLC.

Pace Analytical Services, LLC
9800 Kincey Ave. Suite 100
Huntersville, NC 28078
(704)875-9092

CERTIFICATIONS

Project: 2020-LI-2448
Pace Project No.: 92495063

Pace Analytical Services National
12065 Lebanon Road, Mt. Juliet, TN 37122
Alabama Certification #: 40660
Alaska Certification 17-026
Arizona Certification #: AZ0612
Arkansas Certification #: 88-0469
California Certification #: 2932
Canada Certification #: 1461.01
Colorado Certification #: TN00003
Connecticut Certification #: PH-0197
DOD Certification: #1461.01
EPA# TN00003
Florida Certification #: E87487
Georgia DW Certification #: 923
Georgia Certification: NELAP
Idaho Certification #: TN00003
Illinois Certification #: 200008
Indiana Certification #: C-TN-01
Iowa Certification #: 364
Kansas Certification #: E-10277
Kentucky UST Certification #: 16
Kentucky Certification #: 90010
Louisiana Certification #: AI30792
Louisiana DW Certification #: LA180010
Maine Certification #: TN0002
Maryland Certification #: 324
Massachusetts Certification #: M-TN003
Michigan Certification #: 9958
Minnesota Certification #: 047-999-395
Mississippi Certification #: TN00003
Missouri Certification #: 340
Montana Certification #: CERT0086
Nebraska Certification #: NE-OS-15-05
Nevada Certification #: TN-03-2002-34
New Hampshire Certification #: 2975
New Jersey Certification #: TN002
New Mexico DW Certification
New York Certification #: 11742
North Carolina Aquatic Toxicity Certification #: 41
North Carolina Drinking Water Certification #: 21704
North Carolina Environmental Certificate #: 375
North Dakota Certification #: R-140
Ohio VAP Certification #: CL0069
Oklahoma Certification #: 9915
Oregon Certification #: TN200002
Pennsylvania Certification #: 68-02979
Rhode Island Certification #: LAO00356
South Carolina Certification #: 84004
South Dakota Certification
Tennessee DW/Chem/Micro Certification #: 2006
Texas Certification #: T 104704245-17-14
Texas Mold Certification #: LAB0152
USDA Soil Permit #: P330-15-00234
Utah Certification #: TN00003
Virginia Certification #: VT2006
Vermont Dept. of Health: ID# VT-2006
Virginia Certification #: 460132
Washington Certification #: C847
West Virginia Certification #: 233
Wisconsin Certification #: 9980939910
Wyoming UST Certification #: via A2LA 2926.01
A2LA-ISO 17025 Certification #: 1461.01
A2LA-ISO 17025 Certification #: 1461.02
AIHA-LAP/LLC EMLAP Certification #:100789

Pace Analytical Services Charlotte
9800 Kincey Ave. Ste 100, Huntersville, NC 28078
Louisiana/NELAP Certification # LA170028
North Carolina Drinking Water Certification #: 37706
North Carolina Field Services Certification #: 5342
North Carolina Wastewater Certification #: 12
South Carolina Certification #: 99006001
Florida/NELAP Certification #: E87627
Kentucky UST Certification #: 84
Virginia/VELAP Certification #: 460221

Pace Analytical Services Asheville
2225 Riverside Drive, Asheville, NC 28804
Florida/NELAP Certification #: E87648
Massachusetts Certification #: M-NC030
North Carolina Drinking Water Certification #: 37712
North Carolina Wastewater Certification #: 40
South Carolina Certification #: 99030001
Virginia/VELAP Certification #: 460222

REPORT OF LABORATORY ANALYSIS

This report shall not be reproduced, except in full,
without the written consent of Pace Analytical Services, LLC.

Pace Analytical Services, LLC
9800 Kincey Ave. Suite 100
Huntersville, NC 28078
(704)875-9092

SAMPLE ANALYTE COUNT

Project: 2020-LI-2448
Pace Project No.: 92495063

Lab ID	Sample ID	Method	Analysts	Analytes Reported	Laboratory
92495063001	**13945_AC_RD**	MADEP VPH	BMB	6	PAN
		EPA 6010D	DS	1	PASI-A
		SM 6200B	NSCQ	63	PASI-C

PAN = Pace National - Mt. Juliet
PASI-A = Pace Analytical Services - Asheville
PASI-C = Pace Analytical Services - Charlotte

This report shall not be reproduced, except in full,
without the written consent of Pace Analytical Services, LLC.

Pace Analytical Services, LLC
9800 Kincey Ave. Suite 100
Huntersville, NC 28078
(704)875-9092

ANALYTICAL RESULTS

Project: 2020-LI-2448
Pace Project No.: 92495063

Sample: 13945_AC_RD **Lab ID: 92495063001** Collected: 09/10/20 16:50 Received: 09/11/20 07:08 Matrix: Water

Parameters	Results	Units	Report Limit	DF	Prepared	Analyzed	CAS No.	Qual
MADEPV	Analytical Method: MADEP VPH Preparation Method: MADEPV Pace National - Mt. Juliet							
Aliphatic (C05-C08)	ND	ug/L	100	1	09/12/20 17:20	09/12/20 17:20		
Aliphatic (C09-C12)	ND	ug/L	100	1	09/12/20 17:20	09/12/20 17:20		
Aromatic (C09-C10),Unadjusted	ND	ug/L	100	1	09/12/20 17:20	09/12/20 17:20	TPHC9C10A	
Total VPH	ND	ug/L	100	1	09/12/20 17:20	09/12/20 17:20	VPH	
Surrogates								
2,5-Dibromotoluene (FID)	95.3	%	70.0-130	1	09/12/20 17:20	09/12/20 17:20	615-59-8FID	
2,5-Dibromotoluene (PID)	88.1	%	70.0-130	1	09/12/20 17:20	09/12/20 17:20	615-59-8PID	
6010 MET ICP	Analytical Method: EPA 6010D Preparation Method: EPA 3010A Pace Analytical Services - Asheville							
Lead	ND	ug/L	5.0	1	09/12/20 01:48	09/12/20 16:50	7439-92-1	
6200B MSV	Analytical Method: SM 6200B Pace Analytical Services - Charlotte							
Benzene	ND	ug/L	0.50	1		09/12/20 05:54	71-43-2	
Bromobenzene	ND	ug/L	0.50	1		09/12/20 05:54	108-86-1	
Bromochloromethane	ND	ug/L	0.50	1		09/12/20 05:54	74-97-5	
Bromodichloromethane	ND	ug/L	0.50	1		09/12/20 05:54	75-27-4	
Bromoform	ND	ug/L	0.50	1		09/12/20 05:54	75-25-2	
Bromomethane	ND	ug/L	5.0	1		09/12/20 05:54	74-83-9	
n-Butylbenzene	ND	ug/L	0.50	1		09/12/20 05:54	104-51-8	
sec-Butylbenzene	ND	ug/L	0.50	1		09/12/20 05:54	135-98-8	
tert-Butylbenzene	ND	ug/L	0.50	1		09/12/20 05:54	98-06-6	
Carbon tetrachloride	ND	ug/L	0.50	1		09/12/20 05:54	56-23-5	
Chlorobenzene	ND	ug/L	0.50	1		09/12/20 05:54	108-90-7	
Chloroethane	ND	ug/L	1.0	1		09/12/20 05:54	75-00-3	
Chloroform	ND	ug/L	0.50	1		09/12/20 05:54	67-66-3	
Chloromethane	ND	ug/L	1.0	1		09/12/20 05:54	74-87-3	
2-Chlorotoluene	ND	ug/L	0.50	1		09/12/20 05:54	95-49-8	
4-Chlorotoluene	ND	ug/L	0.50	1		09/12/20 05:54	106-43-4	
1,2-Dibromo-3-chloropropane	ND	ug/L	1.0	1		09/12/20 05:54	96-12-8	
Dibromochloromethane	ND	ug/L	0.50	1		09/12/20 05:54	124-48-1	
1,2-Dibromoethane (EDB)	ND	ug/L	0.50	1		09/12/20 05:54	106-93-4	
Dibromomethane	ND	ug/L	0.50	1		09/12/20 05:54	74-95-3	
1,2-Dichlorobenzene	ND	ug/L	0.50	1		09/12/20 05:54	95-50-1	
1,3-Dichlorobenzene	ND	ug/L	0.50	1		09/12/20 05:54	541-73-1	
1,4-Dichlorobenzene	ND	ug/L	0.50	1		09/12/20 05:54	106-46-7	
Dichlorodifluoromethane	ND	ug/L	0.50	1		09/12/20 05:54	75-71-8	
1,1-Dichloroethane	ND	ug/L	0.50	1		09/12/20 05:54	75-34-3	
1,2-Dichloroethane	ND	ug/L	0.50	1		09/12/20 05:54	107-06-2	
1,1-Dichloroethene	ND	ug/L	0.50	1		09/12/20 05:54	75-35-4	
cis-1,2-Dichloroethene	ND	ug/L	0.50	1		09/12/20 05:54	156-59-2	
trans-1,2-Dichloroethene	ND	ug/L	0.50	1		09/12/20 05:54	156-60-5	
1,2-Dichloropropane	ND	ug/L	0.50	1		09/12/20 05:54	78-87-5	
1,3-Dichloropropane	ND	ug/L	0.50	1		09/12/20 05:54	142-28-9	
2,2-Dichloropropane	ND	ug/L	0.50	1		09/12/20 05:54	594-20-7	

REPORT OF LABORATORY ANALYSIS

This report shall not be reproduced, except in full,
without the written consent of Pace Analytical Services, LLC.

Pace Analytical Services, LLC
9800 Kincey Ave. Suite 100
Huntersville, NC 28078
(704)875-9092

ANALYTICAL RESULTS

Project: 2020-LI-2448
Pace Project No.: 92495063

Sample: 13945_AC_RD **Lab ID: 92495063001** Collected: 09/10/20 16:50 Received: 09/11/20 07:08 Matrix: Water

Parameters	Results	Units	Report Limit	DF	Prepared	Analyzed	CAS No.	Qual
6200B MSV	Analytical Method: SM 6200B Pace Analytical Services - Charlotte							
1,1-Dichloropropene	ND	ug/L	0.50	1		09/12/20 05:54	563-58-6	
cis-1,3-Dichloropropene	ND	ug/L	0.50	1		09/12/20 05:54	10061-01-5	
trans-1,3-Dichloropropene	ND	ug/L	0.50	1		09/12/20 05:54	10061-02-6	
Diisopropyl ether	ND	ug/L	0.50	1		09/12/20 05:54	108-20-3	
Ethylbenzene	ND	ug/L	0.50	1		09/12/20 05:54	100-41-4	
Hexachloro-1,3-butadiene	ND	ug/L	2.0	1		09/12/20 05:54	87-68-3	
Isopropylbenzene (Cumene)	ND	ug/L	0.50	1		09/12/20 05:54	98-82-8	
Methylene Chloride	ND	ug/L	2.0	1		09/12/20 05:54	75-09-2	
Methyl-tert-butyl ether	ND	ug/L	0.50	1		09/12/20 05:54	1634-04-4	
Naphthalene	ND	ug/L	2.0	1		09/12/20 05:54	91-20-3	
n-Propylbenzene	ND	ug/L	0.50	1		09/12/20 05:54	103-65-1	
Styrene	ND	ug/L	0.50	1		09/12/20 05:54	100-42-5	
1,1,1,2-Tetrachloroethane	ND	ug/L	0.50	1		09/12/20 05:54	630-20-6	
1,1,2,2-Tetrachloroethane	ND	ug/L	0.50	1		09/12/20 05:54	79-34-5	
Tetrachloroethene	ND	ug/L	0.50	1		09/12/20 05:54	127-18-4	
Toluene	ND	ug/L	0.50	1		09/12/20 05:54	108-88-3	
1,2,3-Trichlorobenzene	ND	ug/L	2.0	1		09/12/20 05:54	87-61-6	
1,2,4-Trichlorobenzene	ND	ug/L	2.0	1		09/12/20 05:54	120-82-1	
1,1,1-Trichloroethane	ND	ug/L	0.50	1		09/12/20 05:54	71-55-6	
1,1,2-Trichloroethane	ND	ug/L	0.50	1		09/12/20 05:54	79-00-5	
Trichloroethene	ND	ug/L	0.50	1		09/12/20 05:54	79-01-6	
Trichlorofluoromethane	ND	ug/L	1.0	1		09/12/20 05:54	75-69-4	
1,2,3-Trichloropropane	ND	ug/L	0.50	1		09/12/20 05:54	96-18-4	
1,2,4-Trimethylbenzene	ND	ug/L	0.50	1		09/12/20 05:54	95-63-6	
1,3,5-Trimethylbenzene	ND	ug/L	0.50	1		09/12/20 05:54	108-67-8	
Vinyl chloride	ND	ug/L	1.0	1		09/12/20 05:54	75-01-4	
m&p-Xylene	ND	ug/L	1.0	1		09/12/20 05:54	179601-23-1	
o-Xylene	ND	ug/L	0.50	1		09/12/20 05:54	95-47-6	
Surrogates								
1,2-Dichloroethane-d4 (S)	90	%	70-130	1		09/12/20 05:54	17060-07-0	
4-Bromofluorobenzene (S)	95	%	70-130	1		09/12/20 05:54	460-00-4	
Toluene-d8 (S)	101	%	70-130	1		09/12/20 05:54	2037-26-5	

REPORT OF LABORATORY ANALYSIS

This report shall not be reproduced, except in full,
without the written consent of Pace Analytical Services, LLC.

Pace Analytical Services, LLC
9800 Kincey Ave. Suite 100
Huntersville, NC 28078
(704)875-9092

QUALITY CONTROL DATA

Project: 2020-LI-2448
Pace Project No.: 92495063

QC Batch: 1541991
QC Batch Method: MADEPV
Analysis Method: MADEP VPH
Analysis Description: MADEPV
Laboratory: Pace National - Mt. Juliet

Associated Lab Samples: 92495063001

METHOD BLANK: R3569753-1 Matrix: Water
Associated Lab Samples: 92495063001

Parameter	Units	Blank Result	Reporting Limit	Analyzed	Qualifiers
Aliphatic (C05-C08)	ug/L	ND	100	09/12/20 13:27	
Aliphatic (C09-C12)	ug/L	ND	100	09/12/20 13:27	
Aromatic (C09-C10),Unadjusted	ug/L	ND	100	09/12/20 13:27	
Total VPH	ug/L	ND	100	09/12/20 13:27	
2,5-Dibromotoluene (FID)	%	92.8	70.0-130	09/12/20 13:27	
2,5-Dibromotoluene (PID)	%	90	70.0-130	09/12/20 13:27	

LABORATORY CONTROL SAMPLE & LCSD: R3569753-2 R3569753-3

Parameter	Units	Spike Conc.	LCS Result	LCSD Result	LCS % Rec	LCSD % Rec	% Rec Limits	RPD	Max RPD	Qualifiers
Aliphatic (C05-C08)	ug/L	1200	1120	1090	93.3	90.8	70.0-130	2.71	25	
Aliphatic (C09-C12)	ug/L	1400	1190	1200	85.0	85.7	70.0-130	0.837	25	
Aromatic (C09-C10),Unadjusted	ug/L	200	155	150	77.5	75.0	70.0-130	3.28	25	
Total VPH	ug/L	2800	2470	2440	88.2	87.1	70.0-130	1.22	25	
2,5-Dibromotoluene (FID)	%				96.9	97.5	70.0-130			
2,5-Dibromotoluene (PID)	%				93.5	90.3	70.0-130			

Results presented on this page are in the units indicated by the "Units" column except where an alternate unit is presented to the right of the result.

REPORT OF LABORATORY ANALYSIS

This report shall not be reproduced, except in full,
without the written consent of Pace Analytical Services, LLC.

Pace Analytical Services, LLC
9800 Kincey Ave. Suite 100
Huntersville, NC 28078
(704)875-9092

QUALITY CONTROL DATA

Project: 2020-LI-2448
Pace Project No.: 92495063

QC Batch: 566001
QC Batch Method: EPA 3010A
Analysis Method: EPA 6010D
Analysis Description: 6010 MET
Laboratory: Pace Analytical Services - Asheville

Associated Lab Samples: 92495063001

METHOD BLANK: 2999937 Matrix: Water
Associated Lab Samples: 92495063001

Parameter	Units	Blank Result	Reporting Limit	Analyzed	Qualifiers
Lead	ug/L	ND	5.0	09/12/20 16:12	

LABORATORY CONTROL SAMPLE: 2999938

Parameter	Units	Spike Conc.	LCS Result	LCS % Rec	% Rec Limits	Qualifiers
Lead	ug/L	500	455	91	80-120	

MATRIX SPIKE & MATRIX SPIKE DUPLICATE: 2999939 2999940

Parameter	Units	92495051001 Result	MS Spike Conc.	MSD Spike Conc.	MS Result	MSD Result	MS % Rec	MSD % Rec	% Rec Limits	RPD	Qual
Lead	ug/L	ND	500	500	473	467	95	93	75-125	1	

Results presented on this page are in the units indicated by the "Units" column except where an alternate unit is presented to the right of the result.

REPORT OF LABORATORY ANALYSIS

This report shall not be reproduced, except in full,
without the written consent of Pace Analytical Services, LLC.

Pace Analytical Services, LLC
9800 Kincey Ave. Suite 100
Huntersville, NC 28078
(704)875-9092

QUALITY CONTROL DATA

Project: 2020-LI-2448
Pace Project No.: 92495063

QC Batch: 565946
QC Batch Method: SM 6200B
Analysis Method: SM 6200B
Analysis Description: 6200B MSV
Laboratory: Pace Analytical Services - Charlotte

Associated Lab Samples: 92495063001

METHOD BLANK: 2999437 Matrix: Water
Associated Lab Samples: 92495063001

Parameter	Units	Blank Result	Reporting Limit	Analyzed	Qualifiers
1,1,1,2-Tetrachloroethane	ug/L	ND	0.50	09/12/20 03:28	
1,1,1-Trichloroethane	ug/L	ND	0.50	09/12/20 03:28	
1,1,2,2-Tetrachloroethane	ug/L	ND	0.50	09/12/20 03:28	
1,1,2-Trichloroethane	ug/L	ND	0.50	09/12/20 03:28	
1,1-Dichloroethane	ug/L	ND	0.50	09/12/20 03:28	
1,1-Dichloroethene	ug/L	ND	0.50	09/12/20 03:28	
1,1-Dichloropropene	ug/L	ND	0.50	09/12/20 03:28	
1,2,3-Trichlorobenzene	ug/L	ND	2.0	09/12/20 03:28	
1,2,3-Trichloropropane	ug/L	ND	0.50	09/12/20 03:28	
1,2,4-Trichlorobenzene	ug/L	ND	2.0	09/12/20 03:28	
1,2,4-Trimethylbenzene	ug/L	ND	0.50	09/12/20 03:28	
1,2-Dibromo-3-chloropropane	ug/L	ND	1.0	09/12/20 03:28	
1,2-Dibromoethane (EDB)	ug/L	ND	0.50	09/12/20 03:28	
1,2-Dichlorobenzene	ug/L	ND	0.50	09/12/20 03:28	
1,2-Dichloroethane	ug/L	ND	0.50	09/12/20 03:28	
1,2-Dichloropropane	ug/L	ND	0.50	09/12/20 03:28	
1,3,5-Trimethylbenzene	ug/L	ND	0.50	09/12/20 03:28	
1,3-Dichlorobenzene	ug/L	ND	0.50	09/12/20 03:28	
1,3-Dichloropropane	ug/L	ND	0.50	09/12/20 03:28	
1,4-Dichlorobenzene	ug/L	ND	0.50	09/12/20 03:28	
2,2-Dichloropropane	ug/L	ND	0.50	09/12/20 03:28	
2-Chlorotoluene	ug/L	ND	0.50	09/12/20 03:28	
4-Chlorotoluene	ug/L	ND	0.50	09/12/20 03:28	
Benzene	ug/L	ND	0.50	09/12/20 03:28	
Bromobenzene	ug/L	ND	0.50	09/12/20 03:28	
Bromochloromethane	ug/L	ND	0.50	09/12/20 03:28	
Bromodichloromethane	ug/L	ND	0.50	09/12/20 03:28	
Bromoform	ug/L	ND	0.50	09/12/20 03:28	
Bromomethane	ug/L	ND	5.0	09/12/20 03:28	
Carbon tetrachloride	ug/L	ND	0.50	09/12/20 03:28	
Chlorobenzene	ug/L	ND	0.50	09/12/20 03:28	
Chloroethane	ug/L	ND	1.0	09/12/20 03:28	
Chloroform	ug/L	ND	0.50	09/12/20 03:28	
Chloromethane	ug/L	ND	1.0	09/12/20 03:28	
cis-1,2-Dichloroethene	ug/L	ND	0.50	09/12/20 03:28	
cis-1,3-Dichloropropene	ug/L	ND	0.50	09/12/20 03:28	
Dibromochloromethane	ug/L	ND	0.50	09/12/20 03:28	
Dibromomethane	ug/L	ND	0.50	09/12/20 03:28	
Dichlorodifluoromethane	ug/L	ND	0.50	09/12/20 03:28	
Diisopropyl ether	ug/L	ND	0.50	09/12/20 03:28	

Results presented on this page are in the units indicated by the "Units" column except where an alternate unit is presented to the right of the result.

REPORT OF LABORATORY ANALYSIS

This report shall not be reproduced, except in full,
without the written consent of Pace Analytical Services, LLC.

Pace Analytical Services, LLC
9800 Kincey Ave. Suite 100
Huntersville, NC 28078
(704)875-9092

QUALITY CONTROL DATA

Project: 2020-LI-2448
Pace Project No.: 92495063

METHOD BLANK: 2999437 Matrix: Water
Associated Lab Samples: 92495063001

Parameter	Units	Blank Result	Reporting Limit	Analyzed	Qualifiers
Ethylbenzene	ug/L	ND	0.50	09/12/20 03:28	
Hexachloro-1,3-butadiene	ug/L	ND	2.0	09/12/20 03:28	
Isopropylbenzene (Cumene)	ug/L	ND	0.50	09/12/20 03:28	
m&p-Xylene	ug/L	ND	1.0	09/12/20 03:28	
Methyl-tert-butyl ether	ug/L	ND	0.50	09/12/20 03:28	
Methylene Chloride	ug/L	ND	2.0	09/12/20 03:28	
n-Butylbenzene	ug/L	ND	0.50	09/12/20 03:28	
n-Propylbenzene	ug/L	ND	0.50	09/12/20 03:28	
Naphthalene	ug/L	ND	2.0	09/12/20 03:28	
o-Xylene	ug/L	ND	0.50	09/12/20 03:28	
sec-Butylbenzene	ug/L	ND	0.50	09/12/20 03:28	
Styrene	ug/L	ND	0.50	09/12/20 03:28	
tert-Butylbenzene	ug/L	ND	0.50	09/12/20 03:28	
Tetrachloroethene	ug/L	ND	0.50	09/12/20 03:28	
Toluene	ug/L	ND	0.50	09/12/20 03:28	
trans-1,2-Dichloroethene	ug/L	ND	0.50	09/12/20 03:28	
trans-1,3-Dichloropropene	ug/L	ND	0.50	09/12/20 03:28	
Trichloroethene	ug/L	ND	0.50	09/12/20 03:28	
Trichlorofluoromethane	ug/L	ND	1.0	09/12/20 03:28	
Vinyl chloride	ug/L	ND	1.0	09/12/20 03:28	
1,2-Dichloroethane-d4 (S)	%	91	70-130	09/12/20 03:28	
4-Bromofluorobenzene (S)	%	95	70-130	09/12/20 03:28	
Toluene-d8 (S)	%	100	70-130	09/12/20 03:28	

LABORATORY CONTROL SAMPLE: 2999438

Parameter	Units	Spike Conc.	LCS Result	LCS % Rec	% Rec Limits	Qualifiers
1,1,1,2-Tetrachloroethane	ug/L	50	52.5	105	60-140	
1,1,1-Trichloroethane	ug/L	50	48.3	97	60-140	
1,1,2,2-Tetrachloroethane	ug/L	50	50.7	101	60-140	
1,1,2-Trichloroethane	ug/L	50	50.4	101	60-140	
1,1-Dichloroethane	ug/L	50	48.4	97	60-140	
1,1-Dichloroethene	ug/L	50	50.7	101	60-140	
1,1-Dichloropropene	ug/L	50	51.2	102	60-140	
1,2,3-Trichlorobenzene	ug/L	50	53.9	108	60-140	
1,2,3-Trichloropropane	ug/L	50	49.2	98	60-140	
1,2,4-Trichlorobenzene	ug/L	50	55.3	111	60-140	
1,2,4-Trimethylbenzene	ug/L	50	52.8	106	60-140	
1,2-Dibromo-3-chloropropane	ug/L	50	51.0	102	60-140	
1,2-Dibromoethane (EDB)	ug/L	50	54.1	108	60-140	
1,2-Dichlorobenzene	ug/L	50	53.4	107	60-140	
1,2-Dichloroethane	ug/L	50	40.8	82	60-140	
1,2-Dichloropropane	ug/L	50	52.6	105	60-140	
1,3,5-Trimethylbenzene	ug/L	50	52.8	106	60-140	

Results presented on this page are in the units indicated by the "Units" column except where an alternate unit is presented to the right of the result.

REPORT OF LABORATORY ANALYSIS

This report shall not be reproduced, except in full,
without the written consent of Pace Analytical Services, LLC.

Pace Analytical Services, LLC
9800 Kincey Ave. Suite 100
Huntersville, NC 28078
(704)875-9092

QUALITY CONTROL DATA

Project: 2020-LI-2448
Pace Project No.: 92495063

LABORATORY CONTROL SAMPLE: 2999438

Parameter	Units	Spike Conc.	LCS Result	LCS % Rec	% Rec Limits	Qualifiers
1,3-Dichlorobenzene	ug/L	50	53.6	107	60-140	
1,3-Dichloropropane	ug/L	50	54.3	109	60-140	
1,4-Dichlorobenzene	ug/L	50	53.2	106	60-140	
2,2-Dichloropropane	ug/L	50	46.1	92	60-140	
2-Chlorotoluene	ug/L	50	53.7	107	60-140	
4-Chlorotoluene	ug/L	50	52.1	104	60-140	
Benzene	ug/L	50	51.7	103	60-140	
Bromobenzene	ug/L	50	52.7	105	60-140	
Bromochloromethane	ug/L	50	50.2	100	60-140	
Bromodichloromethane	ug/L	50	46.1	92	60-140	
Bromoform	ug/L	50	50.3	101	60-140	
Bromomethane	ug/L	50	47.4	95	60-140	
Carbon tetrachloride	ug/L	50	52.2	104	60-140	
Chlorobenzene	ug/L	50	53.1	106	60-140	
Chloroethane	ug/L	50	35.7	71	60-140	
Chloroform	ug/L	50	46.4	93	60-140	
Chloromethane	ug/L	50	51.0	102	60-140	
cis-1,2-Dichloroethene	ug/L	50	47.2	94	60-140	
cis-1,3-Dichloropropene	ug/L	50	53.0	106	60-140	
Dibromochloromethane	ug/L	50	52.1	104	60-140	
Dibromomethane	ug/L	50	50.7	101	60-140	
Dichlorodifluoromethane	ug/L	50	55.0	110	60-140	
Diisopropyl ether	ug/L	50	46.8	94	60-140	
Ethylbenzene	ug/L	50	53.3	107	60-140	
Hexachloro-1,3-butadiene	ug/L	50	56.1	112	60-140	
Isopropylbenzene (Cumene)	ug/L	50	54.1	108	60-140	
m&p-Xylene	ug/L	100	104	104	60-140	
Methyl-tert-butyl ether	ug/L	50	47.0	94	60-140	
Methylene Chloride	ug/L	50	43.0	86	60-140	
n-Butylbenzene	ug/L	50	54.1	108	60-140	
n-Propylbenzene	ug/L	50	54.3	109	60-140	
Naphthalene	ug/L	50	54.1	108	60-140	
o-Xylene	ug/L	50	52.6	105	60-140	
sec-Butylbenzene	ug/L	50	55.0	110	60-140	
Styrene	ug/L	50	54.9	110	60-140	
tert-Butylbenzene	ug/L	50	45.2	90	60-140	
Tetrachloroethene	ug/L	50	55.0	110	60-140	
Toluene	ug/L	50	50.6	101	60-140	
trans-1,2-Dichloroethene	ug/L	50	48.7	97	60-140	
trans-1,3-Dichloropropene	ug/L	50	49.1	98	60-140	
Trichloroethene	ug/L	50	53.5	107	60-140	
Trichlorofluoromethane	ug/L	50	50.2	100	60-140	
Vinyl chloride	ug/L	50	54.0	108	60-140	
1,2-Dichloroethane-d4 (S)	%			82	70-130	
4-Bromofluorobenzene (S)	%			98	70-130	
Toluene-d8 (S)	%			96	70-130	

Results presented on this page are in the units indicated by the "Units" column except where an alternate unit is presented to the right of the result.

REPORT OF LABORATORY ANALYSIS

This report shall not be reproduced, except in full,
without the written consent of Pace Analytical Services, LLC.

Pace Analytical Services, LLC
9800 Kincey Ave. Suite 100
Huntersville, NC 28078
(704)875-9092

QUALITY CONTROL DATA

Project: 2020-LI-2448
Pace Project No.: 92495063

MATRIX SPIKE & MATRIX SPIKE DUPLICATE: 2999439 2999440

Parameter	Units	92495067001 Result	MS Spike Conc.	MSD Spike Conc.	MS Result	MSD Result	MS % Rec	MSD % Rec	% Rec Limits	RPD	Qual
1,1,1,2-Tetrachloroethane	ug/L	ND	20	20	23.7	23.3	118	116	60-140	2	
1,1,1-Trichloroethane	ug/L	ND	20	20	22.7	22.7	114	113	60-140	0	
1,1,2,2-Tetrachloroethane	ug/L	ND	20	20	22.3	22.3	112	111	60-140	0	
1,1,2-Trichloroethane	ug/L	ND	20	20	22.8	22.5	114	112	60-140	1	
1,1-Dichloroethane	ug/L	ND	20	20	22.4	21.7	112	108	60-140	3	
1,1-Dichloroethene	ug/L	ND	20	20	24.2	24.3	121	122	60-140	1	
1,1-Dichloropropene	ug/L	ND	20	20	23.1	23.0	116	115	60-140	0	
1,2,3-Trichlorobenzene	ug/L	ND	20	20	20.2	21.6	101	108	60-140	7	
1,2,3-Trichloropropane	ug/L	ND	20	20	22.2	22.0	111	110	60-140	1	
1,2,4-Trichlorobenzene	ug/L	ND	20	20	21.7	22.6	108	113	60-140	4	
1,2,4-Trimethylbenzene	ug/L	ND	20	20	22.7	23.5	114	117	60-140	3	
1,2-Dibromo-3-chloropropane	ug/L	ND	20	20	20.8	21.9	104	110	60-140	5	
1,2-Dibromoethane (EDB)	ug/L	ND	20	20	23.3	23.6	117	118	60-140	1	
1,2-Dichlorobenzene	ug/L	ND	20	20	22.2	22.8	111	114	60-140	2	
1,2-Dichloroethane	ug/L	ND	20	20	18.5	18.4	92	92	60-140	0	
1,2-Dichloropropane	ug/L	ND	20	20	23.8	23.6	119	118	60-140	1	
1,3,5-Trimethylbenzene	ug/L	ND	20	20	23.3	23.8	116	119	60-140	2	
1,3-Dichlorobenzene	ug/L	ND	20	20	22.4	23.1	112	115	60-140	3	
1,3-Dichloropropane	ug/L	ND	20	20	24.2	24.1	121	121	60-140	0	
1,4-Dichlorobenzene	ug/L	ND	20	20	22.3	22.9	111	115	60-140	3	
2,2-Dichloropropane	ug/L	ND	20	20	22.7	22.3	113	111	60-140	2	
2-Chlorotoluene	ug/L	ND	20	20	23.4	24.1	117	121	60-140	3	
4-Chlorotoluene	ug/L	ND	20	20	22.2	23.0	111	115	60-140	4	
Benzene	ug/L	ND	20	20	24.1	23.0	120	115	60-140	4	
Bromobenzene	ug/L	ND	20	20	23.0	23.4	115	117	60-140	2	
Bromochloromethane	ug/L	ND	20	20	22.3	22.4	111	112	60-140	1	
Bromodichloromethane	ug/L	ND	20	20	20.5	20.6	103	103	60-140	0	
Bromoform	ug/L	ND	20	20	21.5	21.6	108	108	60-140	0	
Bromomethane	ug/L	ND	20	20	20.3	22.5	101	113	60-140	11	
Carbon tetrachloride	ug/L	ND	20	20	25.2	24.4	126	122	60-140	3	
Chlorobenzene	ug/L	ND	20	20	23.6	23.6	118	118	60-140	0	
Chloroethane	ug/L	ND	20	20	21.0	21.7	105	109	60-140	3	
Chloroform	ug/L	ND	20	20	20.6	21.2	103	106	60-140	3	
Chloromethane	ug/L	ND	20	20	22.2	22.3	111	112	60-140	1	
cis-1,2-Dichloroethene	ug/L	ND	20	20	21.6	21.5	108	107	60-140	0	
cis-1,3-Dichloropropene	ug/L	ND	20	20	24.4	23.7	122	119	60-140	3	
Dibromochloromethane	ug/L	ND	20	20	23.1	22.9	116	115	60-140	1	
Dibromomethane	ug/L	ND	20	20	23.4	23.1	117	115	60-140	2	
Dichlorodifluoromethane	ug/L	ND	20	20	25.9	25.7	130	128	60-140	1	
Diisopropyl ether	ug/L	ND	20	20	21.0	20.9	105	104	60-140	1	
Ethylbenzene	ug/L	ND	20	20	23.9	24.0	120	120	60-140	0	
Hexachloro-1,3-butadiene	ug/L	ND	20	20	24.7	26.1	124	130	60-140	5	
Isopropylbenzene (Cumene)	ug/L	ND	20	20	24.2	24.2	121	121	60-140	0	
m&p-Xylene	ug/L	ND	40	40	46.9	46.8	117	117	60-140	0	
Methyl-tert-butyl ether	ug/L	ND	20	20	21.0	20.7	105	103	60-140	2	
Methylene Chloride	ug/L	ND	20	20	19.9	20.0	99	100	60-140	1	

Results presented on this page are in the units indicated by the "Units" column except where an alternate unit is presented to the right of the result.

REPORT OF LABORATORY ANALYSIS

This report shall not be reproduced, except in full,
without the written consent of Pace Analytical Services, LLC.

Pace Analytical Services, LLC
9800 Kincey Ave. Suite 100
Huntersville, NC 28078
(704)875-9092

QUALITY CONTROL DATA

Project: 2020-LI-2448
Pace Project No.: 92495063

MATRIX SPIKE & MATRIX SPIKE DUPLICATE: 2999439 2999440

Parameter	Units	92495067001 Result	MS Spike Conc.	MSD Spike Conc.	MS Result	MSD Result	MS % Rec	MSD % Rec	% Rec Limits	RPD	Qual
n-Butylbenzene	ug/L	ND	20	20	23.1	24.1	116	120	60-140	4	
n-Propylbenzene	ug/L	ND	20	20	23.8	24.4	119	122	60-140	2	
Naphthalene	ug/L	ND	20	20	19.3	20.9	97	104	60-140	8	
o-Xylene	ug/L	ND	20	20	23.3	23.7	116	118	60-140	2	
sec-Butylbenzene	ug/L	ND	20	20	24.2	24.9	121	124	60-140	3	
Styrene	ug/L	ND	20	20	23.5	23.3	118	117	60-140	1	
tert-Butylbenzene	ug/L	ND	20	20	20.3	20.7	102	104	60-140	2	
Tetrachloroethene	ug/L	ND	20	20	25.7	25.4	129	127	60-140	1	
Toluene	ug/L	ND	20	20	23.5	23.1	117	116	60-140	1	
trans-1,2-Dichloroethene	ug/L	ND	20	20	22.4	22.7	112	113	60-140	1	
trans-1,3-Dichloropropene	ug/L	ND	20	20	22.4	21.9	112	110	60-140	2	
Trichloroethene	ug/L	ND	20	20	25.2	24.9	126	125	60-140	1	
Trichlorofluoromethane	ug/L	ND	20	20	26.0	26.4	130	132	60-140	1	
Vinyl chloride	ug/L	ND	20	20	24.8	24.9	124	124	60-140	0	
1,2-Dichloroethane-d4 (S)	%						91	89	70-130		
4-Bromofluorobenzene (S)	%						98	96	70-130		
Toluene-d8 (S)	%						99	98	70-130		

Results presented on this page are in the units indicated by the "Units" column except where an alternate unit is presented to the right of the result.

REPORT OF LABORATORY ANALYSIS

This report shall not be reproduced, except in full,
without the written consent of Pace Analytical Services, LLC.

Pace Analytical Services, LLC
9800 Kincey Ave. Suite 100
Huntersville, NC 28078
(704)875-9092

QUALIFIERS

Project: 2020-LI-2448
Pace Project No.: 92495063

DEFINITIONS

DF - Dilution Factor, if reported, represents the factor applied to the reported data due to dilution of the sample aliquot.

ND - Not Detected at or above adjusted reporting limit.

TNTC - Too Numerous To Count

J - Estimated concentration above the adjusted method detection limit and below the adjusted reporting limit.

MDL - Adjusted Method Detection Limit.

PQL - Practical Quantitation Limit.

RL - Reporting Limit - The lowest concentration value that meets project requirements for quantitative data with known precision and bias for a specific analyte in a specific matrix.

S - Surrogate

1,2-Diphenylhydrazine decomposes to and cannot be separated from Azobenzene using Method 8270. The result for each analyte is a combined concentration.

Consistent with EPA guidelines, unrounded data are displayed and have been used to calculate % recovery and RPD values.

LCS(D) - Laboratory Control Sample (Duplicate)

MS(D) - Matrix Spike (Duplicate)

DUP - Sample Duplicate

RPD - Relative Percent Difference

NC - Not Calculable.

SG - Silica Gel - Clean-Up

U - Indicates the compound was analyzed for, but not detected.

Acid preservation may not be appropriate for 2 Chloroethylvinyl ether.

A separate vial preserved to a pH of 4-5 is recommended in SW846 Chapter 4 for the analysis of Acrolein and Acrylonitrile by EPA Method 8260.

N-Nitrosodiphenylamine decomposes and cannot be separated from Diphenylamine using Method 8270. The result reported for each analyte is a combined concentration.

Pace Analytical is TNI accredited. Contact your Pace PM for the current list of accredited analytes.

TNI - The NELAC Institute.

This report shall not be reproduced, except in full,
without the written consent of Pace Analytical Services, LLC.

Pace Analytical Services, LLC
9800 Kincey Ave. Suite 100
Huntersville, NC 28078
(704)875-9092

QUALITY CONTROL DATA CROSS REFERENCE TABLE

Project: 2020-LI-2448
Pace Project No.: 92495063

Lab ID	Sample ID	QC Batch Method	QC Batch	Analytical Method	Analytical Batch
92495063001	**13945_AC_RD**	MADEPV	1541991	MADEP VPH	1541991
92495063001	**13945_AC_RD**	EPA 3010A	566001	EPA 6010D	566017
92495063001	**13945_AC_RD**	SM 6200B	565946		

This report shall not be reproduced, except in full,
without the written consent of Pace Analytical Services, LLC.

CHAIN-OF-CUSTODY Analytical Request Document

Pace Analytical

Chain-of-Custody is a LEGAL DOCUMENT - Complete all relevent fields

WO# : 92495063

92495063

Company: Apex Companies	Billing Information:
Address:	
Report To: Andrew Street	Email To: Andrew Street / Emily Little
Copy To:	Site Collection Info/Address: 13945 AL RD
Customer Project Name/Number: 2020-LI-2448	State: MC County/City: Huntsville Time Zone Collected: [ ] PT [ ] MT [ ] CT [✓] ET
Phone: Email:	Site/Facility ID #: Compliance Monitoring? [ ] Yes [ ] No
Collected By (print): Matthew Fraioli	Purchase Order #: Quote #: DW PWS ID #: DW Location Code:
Collected By (signature):	Turnaround Date Required: ASAP Immediately Packed on Ice: [✓] Yes [ ] No
Sample Disposal: [ ] Dispose as appropriate [ ] Return [ ] Archive: [ ] Hold:	Rush: [✓] Same Day [ ] Next Day [ ] 2 Day [ ] 3 Day [ ] 4 Day [ ] 5 Day (Expedite Charges Apply) Field Filtered (if applicable): [ ] Yes [ ] No Analysis:

* Matrix Codes (Insert in Matrix box below): Drinking Water (DW), Ground Water (GW), Wastewater (WW), Product (P), Soil/Solid (SL), Oil (OL), Wipe (WP), Air (AR), Tissue (TS), Bioassay (B), Vapor (V), Other (OT)

Customer Sample ID	Matrix *	Comp / Grab	Collected (or Composite Start) Date	Collected (or Composite Start) Time	Composite End Date	Composite End Time	Res Cl	# of Ctns	Analyses	Lab Profile/Line:
13945 AL RD	DW	G	09/10	1650					X X X	001

** Preservative Types: (1) nitric acid, (2) sulfuric acid, (3) hydrochloric acid, (4) sodium hydroxide, (5) zinc acetate, (6) methanol, (7) sodium bisulfate, (8) sodium thiosulfate, (9) hexane, (A) ascorbic acid, (B) ammonium sulfate, (C) ammonium hydroxide, (D) TSP, (U) Unpreserved, (O) Other _____

Lab Sample Receipt Checklist:

Custody Seals Present/Intact	Y N NA
Custody Signatures Present	Y N NA
Collector Signature Present	Y N NA
Bottles Intact	Y N NA
Correct Bottles	Y N NA
Sufficient Volume	Y N NA
Samples Received on Ice	Y N NA
VOA - Headspace Acceptable	Y N NA
USDA Regulated Soils	Y N NA
Samples in Holding Time	Y N NA
Residual Chlorine Present	Y N NA
Cl Strips:	
Sample pH Acceptable	Y N NA
pH Strips:	
Sulfide Present	Y N NA
Lead Acetate Strips:	

LAB USE ONLY:
Lab Sample # / Comments:
92495063

Customer Remarks / Special Conditions / Possible Hazards:	Type of Ice Used: Wet Blue Dry None	SHORT HOLDS PRESENT (<72 hours): Y N N/A
	Packing Material Used:	Lab Tracking #: 2539273
	Radchem sample(s) screened (<500 cpm): Y N NA	Samples received via: FEDEX UPS Client Courier Pace Courier

Lab Sample Temperature Info:
Temp Blank Received: Y N NA
Therm ID#: 92706
Cooler 1 Temp Upon Receipt: 3.7 oC
Cooler 1 Therm Corr. Factor: 0.0 oC
Cooler 1 Corrected Temp: 3.7 oC
Comments:

Relinquished by/Company: (Signature) Apex	Date/Time: 0745 09/11/20	Received by/Company: (Signature)	Date/Time: 9-11-20 700
Relinquished by/Company: (Signature)	Date/Time: 9-11-20 1342	Received by/Company: (Signature)	Date/Time: 9/11/20 1342
Relinquished by/Company: (Signature)	Date/Time:	Received by/Company: (Signature)	Date/Time:

MTJL LAB USE ONLY
Table #:
Acctnum:
Template:
Prelogin:
PM:
PB:

Trip Blank Received: Y N NA
HCL MeOH TSP Other

Non Conformance(s): YES / NO

Page: _____ of: _____

Pace Analytical Services, LLC
9800 Kincey Ave. Suite 100
Huntersville, NC 28078
(704)875-9092

September 14, 2020

Andrew Street
Apex Companies - NC
5900 Northwoods Business Pkwy
Suite 5900-0
Charlotte, NC 28269

RE: Project: 2020-LI-2448
Pace Project No.: 92495066

Dear Andrew Street:

Enclosed are the analytical results for sample(s) received by the laboratory on September 11, 2020. The results relate only to the samples included in this report. Results reported herein conform to the applicable TNI/NELAC Standards and the laboratory's Quality Manual, where applicable, unless otherwise noted in the body of the report.

The test results provided in this final report were generated by each of the following laboratories within the Pace Network:

- Pace National - Mt. Juliet
- Pace Analytical Services - Asheville
- Pace Analytical Services - Charlotte

If you have any questions concerning this report, please feel free to contact me.

Sincerely,

Angela M. Baioni

Angela Baioni
angela.baioni@pacelabs.com
(704)875-9092
Project Manager

Enclosures

cc: J Culbreath, Colonial Pipeline Company
Robert Hughes, Colonial Pipeline
Margaret King, APEX Companies, LLC
Emily Little, Apex Companies
Jeff Morrison, Colonial Pipeline Company
Tom Naumann, APEX Companies - NC
Joe Nicolette, Montrose-EPS
Christopher Schultz, Apex Companies
J Tate, Colonial Pipeline Company
Alex Testoff, Montrose-EPS
Michael Verdon, Colonial Pipeline Company
JM Wyatt, Colonial Pipeline Company

REPORT OF LABORATORY ANALYSIS

This report shall not be reproduced, except in full,
without the written consent of Pace Analytical Services, LLC.

Pace Analytical Services, LLC
9800 Kincey Ave. Suite 100
Huntersville, NC 28078
(704)875-9092

CERTIFICATIONS

Project: 2020-LI-2448
Pace Project No.: 92495066

Pace Analytical Services National

12065 Lebanon Road, Mt. Juliet, TN 37122
Alabama Certification #: 40660
Alaska Certification 17-026
Arizona Certification #: AZ0612
Arkansas Certification #: 88-0469
California Certification #: 2932
Canada Certification #: 1461.01
Colorado Certification #: TN00003
Connecticut Certification #: PH-0197
DOD Certification: #1461.01
EPA# TN00003
Florida Certification #: E87487
Georgia DW Certification #: 923
Georgia Certification: NELAP
Idaho Certification #: TN00003
Illinois Certification #: 200008
Indiana Certification #: C-TN-01
Iowa Certification #: 364
Kansas Certification #: E-10277
Kentucky UST Certification #: 16
Kentucky Certification #: 90010
Louisiana Certification #: AI30792
Louisiana DW Certification #: LA180010
Maine Certification #: TN0002
Maryland Certification #: 324
Massachusetts Certification #: M-TN003
Michigan Certification #: 9958
Minnesota Certification #: 047-999-395
Mississippi Certification #: TN00003
Missouri Certification #: 340
Montana Certification #: CERT0086
Nebraska Certification #: NE-OS-15-05
Nevada Certification #: TN-03-2002-34
New Hampshire Certification #: 2975
New Jersey Certification #: TN002
New Mexico DW Certification
New York Certification #: 11742
North Carolina Aquatic Toxicity Certification #: 41
North Carolina Drinking Water Certification #: 21704
North Carolina Environmental Certificate #: 375
North Dakota Certification #: R-140
Ohio VAP Certification #: CL0069
Oklahoma Certification #: 9915
Oregon Certification #: TN200002
Pennsylvania Certification #: 68-02979
Rhode Island Certification #: LAO00356
South Carolina Certification #: 84004
South Dakota Certification
Tennessee DW/Chem/Micro Certification #: 2006
Texas Certification #: T 104704245-17-14
Texas Mold Certification #: LAB0152
USDA Soil Permit #: P330-15-00234
Utah Certification #: TN00003
Virginia Certification #: VT2006
Vermont Dept. of Health: ID# VT-2006
Virginia Certification #: 460132
Washington Certification #: C847
West Virginia Certification #: 233
Wisconsin Certification #: 9980939910
Wyoming UST Certification #: via A2LA 2926.01
A2LA-ISO 17025 Certification #: 1461.01
A2LA-ISO 17025 Certification #: 1461.02
AIHA-LAP/LLC EMLAP Certification #:100789

Pace Analytical Services Charlotte

9800 Kincey Ave. Ste 100, Huntersville, NC 28078
Louisiana/NELAP Certification # LA170028
North Carolina Drinking Water Certification #: 37706
North Carolina Field Services Certification #: 5342
North Carolina Wastewater Certification #: 12
South Carolina Certification #: 99006001
Florida/NELAP Certification #: E87627
Kentucky UST Certification #: 84
Virginia/VELAP Certification #: 460221

Pace Analytical Services Asheville

2225 Riverside Drive, Asheville, NC 28804
Florida/NELAP Certification #: E87648
Massachusetts Certification #: M-NC030
North Carolina Drinking Water Certification #: 37712
North Carolina Wastewater Certification #: 40
South Carolina Certification #: 99030001
Virginia/VELAP Certification #: 460222

REPORT OF LABORATORY ANALYSIS

This report shall not be reproduced, except in full,
without the written consent of Pace Analytical Services, LLC.

Pace Analytical Services, LLC
9800 Kincey Ave. Suite 100
Huntersville, NC 28078
(704)875-9092

SAMPLE ANALYTE COUNT

Project: 2020-LI-2448
Pace Project No.: 92495066

Lab ID	Sample ID	Method	Analysts	Analytes Reported	Laboratory
92495066001	**HOA_LAWN**	MADEP VPH	BMB	6	PAN
		EPA 6010D	DS	1	PASI-A
		SM 6200B	NSCQ	63	PASI-C

PAN = Pace National - Mt. Juliet
PASI-A = Pace Analytical Services - Asheville
PASI-C = Pace Analytical Services - Charlotte

This report shall not be reproduced, except in full,
without the written consent of Pace Analytical Services, LLC.

Pace Analytical Services, LLC
9800 Kincey Ave. Suite 100
Huntersville, NC 28078
(704)875-9092

ANALYTICAL RESULTS

Project: 2020-LI-2448
Pace Project No.: 92495066

Sample: HOA_LAWN **Lab ID: 92495066001** Collected: 09/10/20 10:12 Received: 09/11/20 07:08 Matrix: Water

Parameters	Results	Units	Report Limit	DF	Prepared	Analyzed	CAS No.	Qual
MADEPV	Analytical Method: MADEP VPH Preparation Method: MADEPV Pace National - Mt. Juliet							
Aliphatic (C05-C08)	ND	ug/L	100	1	09/12/20 20:06	09/12/20 20:06		
Aliphatic (C09-C12)	ND	ug/L	100	1	09/12/20 20:06	09/12/20 20:06		
Aromatic (C09-C10),Unadjusted	ND	ug/L	100	1	09/12/20 20:06	09/12/20 20:06	TPHC9C10A	
Total VPH	ND	ug/L	100	1	09/12/20 20:06	09/12/20 20:06	VPH	
Surrogates								
2,5-Dibromotoluene (FID)	95.3	%	70.0-130	1	09/12/20 20:06	09/12/20 20:06	615-59-8FID	
2,5-Dibromotoluene (PID)	87.5	%	70.0-130	1	09/12/20 20:06	09/12/20 20:06	615-59-8PID	
6010 MET ICP	Analytical Method: EPA 6010D Preparation Method: EPA 3010A Pace Analytical Services - Asheville							
Lead	ND	ug/L	5.0	1	09/12/20 01:48	09/12/20 16:54	7439-92-1	
6200B MSV	Analytical Method: SM 6200B Pace Analytical Services - Charlotte							
Benzene	ND	ug/L	0.50	1		09/12/20 06:13	71-43-2	
Bromobenzene	ND	ug/L	0.50	1		09/12/20 06:13	108-86-1	
Bromochloromethane	ND	ug/L	0.50	1		09/12/20 06:13	74-97-5	
Bromodichloromethane	ND	ug/L	0.50	1		09/12/20 06:13	75-27-4	
Bromoform	ND	ug/L	0.50	1		09/12/20 06:13	75-25-2	
Bromomethane	ND	ug/L	5.0	1		09/12/20 06:13	74-83-9	
n-Butylbenzene	ND	ug/L	0.50	1		09/12/20 06:13	104-51-8	
sec-Butylbenzene	ND	ug/L	0.50	1		09/12/20 06:13	135-98-8	
tert-Butylbenzene	ND	ug/L	0.50	1		09/12/20 06:13	98-06-6	
Carbon tetrachloride	ND	ug/L	0.50	1		09/12/20 06:13	56-23-5	
Chlorobenzene	ND	ug/L	0.50	1		09/12/20 06:13	108-90-7	
Chloroethane	ND	ug/L	1.0	1		09/12/20 06:13	75-00-3	
Chloroform	ND	ug/L	0.50	1		09/12/20 06:13	67-66-3	
Chloromethane	ND	ug/L	1.0	1		09/12/20 06:13	74-87-3	
2-Chlorotoluene	ND	ug/L	0.50	1		09/12/20 06:13	95-49-8	
4-Chlorotoluene	ND	ug/L	0.50	1		09/12/20 06:13	106-43-4	
1,2-Dibromo-3-chloropropane	ND	ug/L	1.0	1		09/12/20 06:13	96-12-8	
Dibromochloromethane	ND	ug/L	0.50	1		09/12/20 06:13	124-48-1	
1,2-Dibromoethane (EDB)	ND	ug/L	0.50	1		09/12/20 06:13	106-93-4	
Dibromomethane	ND	ug/L	0.50	1		09/12/20 06:13	74-95-3	
1,2-Dichlorobenzene	ND	ug/L	0.50	1		09/12/20 06:13	95-50-1	
1,3-Dichlorobenzene	ND	ug/L	0.50	1		09/12/20 06:13	541-73-1	
1,4-Dichlorobenzene	ND	ug/L	0.50	1		09/12/20 06:13	106-46-7	
Dichlorodifluoromethane	ND	ug/L	0.50	1		09/12/20 06:13	75-71-8	
1,1-Dichloroethane	ND	ug/L	0.50	1		09/12/20 06:13	75-34-3	
1,2-Dichloroethane	ND	ug/L	0.50	1		09/12/20 06:13	107-06-2	
1,1-Dichloroethene	ND	ug/L	0.50	1		09/12/20 06:13	75-35-4	
cis-1,2-Dichloroethene	ND	ug/L	0.50	1		09/12/20 06:13	156-59-2	
trans-1,2-Dichloroethene	ND	ug/L	0.50	1		09/12/20 06:13	156-60-5	
1,2-Dichloropropane	ND	ug/L	0.50	1		09/12/20 06:13	78-87-5	
1,3-Dichloropropane	ND	ug/L	0.50	1		09/12/20 06:13	142-28-9	
2,2-Dichloropropane	ND	ug/L	0.50	1		09/12/20 06:13	594-20-7	

REPORT OF LABORATORY ANALYSIS

This report shall not be reproduced, except in full,
without the written consent of Pace Analytical Services, LLC.

Pace Analytical Services, LLC
9800 Kincey Ave. Suite 100
Huntersville, NC 28078
(704)875-9092

ANALYTICAL RESULTS

Project: 2020-LI-2448
Pace Project No.: 92495066

Sample: HOA_LAWN **Lab ID: 92495066001** Collected: 09/10/20 10:12 Received: 09/11/20 07:08 Matrix: Water

Parameters	Results	Units	Report Limit	DF	Prepared	Analyzed	CAS No.	Qual
6200B MSV	Analytical Method: SM 6200B Pace Analytical Services - Charlotte							
1,1-Dichloropropene	ND	ug/L	0.50	1		09/12/20 06:13	563-58-6	
cis-1,3-Dichloropropene	ND	ug/L	0.50	1		09/12/20 06:13	10061-01-5	
trans-1,3-Dichloropropene	ND	ug/L	0.50	1		09/12/20 06:13	10061-02-6	
Diisopropyl ether	ND	ug/L	0.50	1		09/12/20 06:13	108-20-3	
Ethylbenzene	ND	ug/L	0.50	1		09/12/20 06:13	100-41-4	
Hexachloro-1,3-butadiene	ND	ug/L	2.0	1		09/12/20 06:13	87-68-3	
Isopropylbenzene (Cumene)	ND	ug/L	0.50	1		09/12/20 06:13	98-82-8	
Methylene Chloride	ND	ug/L	2.0	1		09/12/20 06:13	75-09-2	
Methyl-tert-butyl ether	ND	ug/L	0.50	1		09/12/20 06:13	1634-04-4	
Naphthalene	ND	ug/L	2.0	1		09/12/20 06:13	91-20-3	
n-Propylbenzene	ND	ug/L	0.50	1		09/12/20 06:13	103-65-1	
Styrene	ND	ug/L	0.50	1		09/12/20 06:13	100-42-5	
1,1,1,2-Tetrachloroethane	ND	ug/L	0.50	1		09/12/20 06:13	630-20-6	
1,1,2,2-Tetrachloroethane	ND	ug/L	0.50	1		09/12/20 06:13	79-34-5	
Tetrachloroethene	ND	ug/L	0.50	1		09/12/20 06:13	127-18-4	
Toluene	ND	ug/L	0.50	1		09/12/20 06:13	108-88-3	
1,2,3-Trichlorobenzene	ND	ug/L	2.0	1		09/12/20 06:13	87-61-6	
1,2,4-Trichlorobenzene	ND	ug/L	2.0	1		09/12/20 06:13	120-82-1	
1,1,1-Trichloroethane	ND	ug/L	0.50	1		09/12/20 06:13	71-55-6	
1,1,2-Trichloroethane	ND	ug/L	0.50	1		09/12/20 06:13	79-00-5	
Trichloroethene	ND	ug/L	0.50	1		09/12/20 06:13	79-01-6	
Trichlorofluoromethane	ND	ug/L	1.0	1		09/12/20 06:13	75-69-4	
1,2,3-Trichloropropane	ND	ug/L	0.50	1		09/12/20 06:13	96-18-4	
1,2,4-Trimethylbenzene	ND	ug/L	0.50	1		09/12/20 06:13	95-63-6	
1,3,5-Trimethylbenzene	ND	ug/L	0.50	1		09/12/20 06:13	108-67-8	
Vinyl chloride	ND	ug/L	1.0	1		09/12/20 06:13	75-01-4	
m&p-Xylene	ND	ug/L	1.0	1		09/12/20 06:13	179601-23-1	
o-Xylene	ND	ug/L	0.50	1		09/12/20 06:13	95-47-6	
Surrogates								
1,2-Dichloroethane-d4 (S)	89	%	70-130	1		09/12/20 06:13	17060-07-0	
4-Bromofluorobenzene (S)	93	%	70-130	1		09/12/20 06:13	460-00-4	
Toluene-d8 (S)	99	%	70-130	1		09/12/20 06:13	2037-26-5	

REPORT OF LABORATORY ANALYSIS

This report shall not be reproduced, except in full,
without the written consent of Pace Analytical Services, LLC.

Pace Analytical Services, LLC
9800 Kincey Ave. Suite 100
Huntersville, NC 28078
(704)875-9092

QUALITY CONTROL DATA

Project: 2020-LI-2448
Pace Project No.: 92495066

QC Batch: 1541991
QC Batch Method: MADEPV
Analysis Method: MADEP VPH
Analysis Description: MADEPV
Laboratory: Pace National - Mt. Juliet

Associated Lab Samples: 92495066001

METHOD BLANK: R3569753-1 Matrix: Water
Associated Lab Samples: 92495066001

Parameter	Units	Blank Result	Reporting Limit	Analyzed	Qualifiers
Aliphatic (C05-C08)	ug/L	ND	100	09/12/20 13:27	
Aliphatic (C09-C12)	ug/L	ND	100	09/12/20 13:27	
Aromatic (C09-C10),Unadjusted	ug/L	ND	100	09/12/20 13:27	
Total VPH	ug/L	ND	100	09/12/20 13:27	
2,5-Dibromotoluene (FID)	%	92.8	70.0-130	09/12/20 13:27	
2,5-Dibromotoluene (PID)	%	90	70.0-130	09/12/20 13:27	

LABORATORY CONTROL SAMPLE & LCSD: R3569753-2 R3569753-3

Parameter	Units	Spike Conc.	LCS Result	LCSD Result	LCS % Rec	LCSD % Rec	% Rec Limits	RPD	Max RPD	Qualifiers
Aliphatic (C05-C08)	ug/L	1200	1120	1090	93.3	90.8	70.0-130	2.71	25	
Aliphatic (C09-C12)	ug/L	1400	1190	1200	85.0	85.7	70.0-130	0.837	25	
Aromatic (C09-C10),Unadjusted	ug/L	200	155	150	77.5	75.0	70.0-130	3.28	25	
Total VPH	ug/L	2800	2470	2440	88.2	87.1	70.0-130	1.22	25	
2,5-Dibromotoluene (FID)	%				96.9	97.5	70.0-130			
2,5-Dibromotoluene (PID)	%				93.5	90.3	70.0-130			

Results presented on this page are in the units indicated by the "Units" column except where an alternate unit is presented to the right of the result.

REPORT OF LABORATORY ANALYSIS

This report shall not be reproduced, except in full,
without the written consent of Pace Analytical Services, LLC.

Pace Analytical Services, LLC
9800 Kincey Ave. Suite 100
Huntersville, NC 28078
(704)875-9092

QUALITY CONTROL DATA

Project: 2020-LI-2448
Pace Project No.: 92495066

QC Batch: 566001
QC Batch Method: EPA 3010A
Analysis Method: EPA 6010D
Analysis Description: 6010 MET
Laboratory: Pace Analytical Services - Asheville

Associated Lab Samples: 92495066001

METHOD BLANK: 2999937 Matrix: Water
Associated Lab Samples: 92495066001

Parameter	Units	Blank Result	Reporting Limit	Analyzed	Qualifiers
Lead	ug/L	ND	5.0	09/12/20 16:12	

LABORATORY CONTROL SAMPLE: 2999938

Parameter	Units	Spike Conc.	LCS Result	LCS % Rec	% Rec Limits	Qualifiers
Lead	ug/L	500	455	91	80-120	

MATRIX SPIKE & MATRIX SPIKE DUPLICATE: 2999939 2999940

Parameter	Units	92495051001 Result	MS Spike Conc.	MSD Spike Conc.	MS Result	MSD Result	MS % Rec	MSD % Rec	% Rec Limits	RPD	Qual
Lead	ug/L	ND	500	500	473	467	95	93	75-125	1	

Results presented on this page are in the units indicated by the "Units" column except where an alternate unit is presented to the right of the result.

REPORT OF LABORATORY ANALYSIS

This report shall not be reproduced, except in full,
without the written consent of Pace Analytical Services, LLC.

Pace Analytical Services, LLC
9800 Kincey Ave. Suite 100
Huntersville, NC 28078
(704)875-9092

QUALITY CONTROL DATA

Project: 2020-LI-2448
Pace Project No.: 92495066

QC Batch: 565946
QC Batch Method: SM 6200B
Analysis Method: SM 6200B
Analysis Description: 6200B MSV
Laboratory: Pace Analytical Services - Charlotte

Associated Lab Samples: 92495066001

METHOD BLANK: 2999437 Matrix: Water
Associated Lab Samples: 92495066001

Parameter	Units	Blank Result	Reporting Limit	Analyzed	Qualifiers
1,1,1,2-Tetrachloroethane	ug/L	ND	0.50	09/12/20 03:28	
1,1,1-Trichloroethane	ug/L	ND	0.50	09/12/20 03:28	
1,1,2,2-Tetrachloroethane	ug/L	ND	0.50	09/12/20 03:28	
1,1,2-Trichloroethane	ug/L	ND	0.50	09/12/20 03:28	
1,1-Dichloroethane	ug/L	ND	0.50	09/12/20 03:28	
1,1-Dichloroethene	ug/L	ND	0.50	09/12/20 03:28	
1,1-Dichloropropene	ug/L	ND	0.50	09/12/20 03:28	
1,2,3-Trichlorobenzene	ug/L	ND	2.0	09/12/20 03:28	
1,2,3-Trichloropropane	ug/L	ND	0.50	09/12/20 03:28	
1,2,4-Trichlorobenzene	ug/L	ND	2.0	09/12/20 03:28	
1,2,4-Trimethylbenzene	ug/L	ND	0.50	09/12/20 03:28	
1,2-Dibromo-3-chloropropane	ug/L	ND	1.0	09/12/20 03:28	
1,2-Dibromoethane (EDB)	ug/L	ND	0.50	09/12/20 03:28	
1,2-Dichlorobenzene	ug/L	ND	0.50	09/12/20 03:28	
1,2-Dichloroethane	ug/L	ND	0.50	09/12/20 03:28	
1,2-Dichloropropane	ug/L	ND	0.50	09/12/20 03:28	
1,3,5-Trimethylbenzene	ug/L	ND	0.50	09/12/20 03:28	
1,3-Dichlorobenzene	ug/L	ND	0.50	09/12/20 03:28	
1,3-Dichloropropane	ug/L	ND	0.50	09/12/20 03:28	
1,4-Dichlorobenzene	ug/L	ND	0.50	09/12/20 03:28	
2,2-Dichloropropane	ug/L	ND	0.50	09/12/20 03:28	
2-Chlorotoluene	ug/L	ND	0.50	09/12/20 03:28	
4-Chlorotoluene	ug/L	ND	0.50	09/12/20 03:28	
Benzene	ug/L	ND	0.50	09/12/20 03:28	
Bromobenzene	ug/L	ND	0.50	09/12/20 03:28	
Bromochloromethane	ug/L	ND	0.50	09/12/20 03:28	
Bromodichloromethane	ug/L	ND	0.50	09/12/20 03:28	
Bromoform	ug/L	ND	0.50	09/12/20 03:28	
Bromomethane	ug/L	ND	5.0	09/12/20 03:28	
Carbon tetrachloride	ug/L	ND	0.50	09/12/20 03:28	
Chlorobenzene	ug/L	ND	0.50	09/12/20 03:28	
Chloroethane	ug/L	ND	1.0	09/12/20 03:28	
Chloroform	ug/L	ND	0.50	09/12/20 03:28	
Chloromethane	ug/L	ND	1.0	09/12/20 03:28	
cis-1,2-Dichloroethene	ug/L	ND	0.50	09/12/20 03:28	
cis-1,3-Dichloropropene	ug/L	ND	0.50	09/12/20 03:28	
Dibromochloromethane	ug/L	ND	0.50	09/12/20 03:28	
Dibromomethane	ug/L	ND	0.50	09/12/20 03:28	
Dichlorodifluoromethane	ug/L	ND	0.50	09/12/20 03:28	
Diisopropyl ether	ug/L	ND	0.50	09/12/20 03:28	

Results presented on this page are in the units indicated by the "Units" column except where an alternate unit is presented to the right of the result.

REPORT OF LABORATORY ANALYSIS

This report shall not be reproduced, except in full,
without the written consent of Pace Analytical Services, LLC.

Pace Analytical Services, LLC
9800 Kincey Ave. Suite 100
Huntersville, NC 28078
(704)875-9092

QUALITY CONTROL DATA

Project: 2020-LI-2448
Pace Project No.: 92495066

METHOD BLANK: 2999437 Matrix: Water
Associated Lab Samples: 92495066001

Parameter	Units	Blank Result	Reporting Limit	Analyzed	Qualifiers
Ethylbenzene	ug/L	ND	0.50	09/12/20 03:28	
Hexachloro-1,3-butadiene	ug/L	ND	2.0	09/12/20 03:28	
Isopropylbenzene (Cumene)	ug/L	ND	0.50	09/12/20 03:28	
m&p-Xylene	ug/L	ND	1.0	09/12/20 03:28	
Methyl-tert-butyl ether	ug/L	ND	0.50	09/12/20 03:28	
Methylene Chloride	ug/L	ND	2.0	09/12/20 03:28	
n-Butylbenzene	ug/L	ND	0.50	09/12/20 03:28	
n-Propylbenzene	ug/L	ND	0.50	09/12/20 03:28	
Naphthalene	ug/L	ND	2.0	09/12/20 03:28	
o-Xylene	ug/L	ND	0.50	09/12/20 03:28	
sec-Butylbenzene	ug/L	ND	0.50	09/12/20 03:28	
Styrene	ug/L	ND	0.50	09/12/20 03:28	
tert-Butylbenzene	ug/L	ND	0.50	09/12/20 03:28	
Tetrachloroethene	ug/L	ND	0.50	09/12/20 03:28	
Toluene	ug/L	ND	0.50	09/12/20 03:28	
trans-1,2-Dichloroethene	ug/L	ND	0.50	09/12/20 03:28	
trans-1,3-Dichloropropene	ug/L	ND	0.50	09/12/20 03:28	
Trichloroethene	ug/L	ND	0.50	09/12/20 03:28	
Trichlorofluoromethane	ug/L	ND	1.0	09/12/20 03:28	
Vinyl chloride	ug/L	ND	1.0	09/12/20 03:28	
1,2-Dichloroethane-d4 (S)	%	91	70-130	09/12/20 03:28	
4-Bromofluorobenzene (S)	%	95	70-130	09/12/20 03:28	
Toluene-d8 (S)	%	100	70-130	09/12/20 03:28	

LABORATORY CONTROL SAMPLE: 2999438

Parameter	Units	Spike Conc.	LCS Result	LCS % Rec	% Rec Limits	Qualifiers
1,1,1,2-Tetrachloroethane	ug/L	50	52.5	105	60-140	
1,1,1-Trichloroethane	ug/L	50	48.3	97	60-140	
1,1,2,2-Tetrachloroethane	ug/L	50	50.7	101	60-140	
1,1,2-Trichloroethane	ug/L	50	50.4	101	60-140	
1,1-Dichloroethane	ug/L	50	48.4	97	60-140	
1,1-Dichloroethene	ug/L	50	50.7	101	60-140	
1,1-Dichloropropene	ug/L	50	51.2	102	60-140	
1,2,3-Trichlorobenzene	ug/L	50	53.9	108	60-140	
1,2,3-Trichloropropane	ug/L	50	49.2	98	60-140	
1,2,4-Trichlorobenzene	ug/L	50	55.3	111	60-140	
1,2,4-Trimethylbenzene	ug/L	50	52.8	106	60-140	
1,2-Dibromo-3-chloropropane	ug/L	50	51.0	102	60-140	
1,2-Dibromoethane (EDB)	ug/L	50	54.1	108	60-140	
1,2-Dichlorobenzene	ug/L	50	53.4	107	60-140	
1,2-Dichloroethane	ug/L	50	40.8	82	60-140	
1,2-Dichloropropane	ug/L	50	52.6	105	60-140	
1,3,5-Trimethylbenzene	ug/L	50	52.8	106	60-140	

Results presented on this page are in the units indicated by the "Units" column except where an alternate unit is presented to the right of the result.

REPORT OF LABORATORY ANALYSIS

This report shall not be reproduced, except in full,
without the written consent of Pace Analytical Services, LLC.

Pace Analytical Services, LLC
9800 Kincey Ave. Suite 100
Huntersville, NC 28078
(704)875-9092

QUALITY CONTROL DATA

Project: 2020-LI-2448
Pace Project No.: 92495066

LABORATORY CONTROL SAMPLE: 2999438

Parameter	Units	Spike Conc.	LCS Result	LCS % Rec	% Rec Limits	Qualifiers
1,3-Dichlorobenzene	ug/L	50	53.6	107	60-140	
1,3-Dichloropropane	ug/L	50	54.3	109	60-140	
1,4-Dichlorobenzene	ug/L	50	53.2	106	60-140	
2,2-Dichloropropane	ug/L	50	46.1	92	60-140	
2-Chlorotoluene	ug/L	50	53.7	107	60-140	
4-Chlorotoluene	ug/L	50	52.1	104	60-140	
Benzene	ug/L	50	51.7	103	60-140	
Bromobenzene	ug/L	50	52.7	105	60-140	
Bromochloromethane	ug/L	50	50.2	100	60-140	
Bromodichloromethane	ug/L	50	46.1	92	60-140	
Bromoform	ug/L	50	50.3	101	60-140	
Bromomethane	ug/L	50	47.4	95	60-140	
Carbon tetrachloride	ug/L	50	52.2	104	60-140	
Chlorobenzene	ug/L	50	53.1	106	60-140	
Chloroethane	ug/L	50	35.7	71	60-140	
Chloroform	ug/L	50	46.4	93	60-140	
Chloromethane	ug/L	50	51.0	102	60-140	
cis-1,2-Dichloroethene	ug/L	50	47.2	94	60-140	
cis-1,3-Dichloropropene	ug/L	50	53.0	106	60-140	
Dibromochloromethane	ug/L	50	52.1	104	60-140	
Dibromomethane	ug/L	50	50.7	101	60-140	
Dichlorodifluoromethane	ug/L	50	55.0	110	60-140	
Diisopropyl ether	ug/L	50	46.8	94	60-140	
Ethylbenzene	ug/L	50	53.3	107	60-140	
Hexachloro-1,3-butadiene	ug/L	50	56.1	112	60-140	
Isopropylbenzene (Cumene)	ug/L	50	54.1	108	60-140	
m&p-Xylene	ug/L	100	104	104	60-140	
Methyl-tert-butyl ether	ug/L	50	47.0	94	60-140	
Methylene Chloride	ug/L	50	43.0	86	60-140	
n-Butylbenzene	ug/L	50	54.1	108	60-140	
n-Propylbenzene	ug/L	50	54.3	109	60-140	
Naphthalene	ug/L	50	54.1	108	60-140	
o-Xylene	ug/L	50	52.6	105	60-140	
sec-Butylbenzene	ug/L	50	55.0	110	60-140	
Styrene	ug/L	50	54.9	110	60-140	
tert-Butylbenzene	ug/L	50	45.2	90	60-140	
Tetrachloroethene	ug/L	50	55.0	110	60-140	
Toluene	ug/L	50	50.6	101	60-140	
trans-1,2-Dichloroethene	ug/L	50	48.7	97	60-140	
trans-1,3-Dichloropropene	ug/L	50	49.1	98	60-140	
Trichloroethene	ug/L	50	53.5	107	60-140	
Trichlorofluoromethane	ug/L	50	50.2	100	60-140	
Vinyl chloride	ug/L	50	54.0	108	60-140	
1,2-Dichloroethane-d4 (S)	%			82	70-130	
4-Bromofluorobenzene (S)	%			98	70-130	
Toluene-d8 (S)	%			96	70-130	

Results presented on this page are in the units indicated by the "Units" column except where an alternate unit is presented to the right of the result.

REPORT OF LABORATORY ANALYSIS

This report shall not be reproduced, except in full,
without the written consent of Pace Analytical Services, LLC.

Pace Analytical Services, LLC
9800 Kincey Ave. Suite 100
Huntersville, NC 28078
(704)875-9092

QUALITY CONTROL DATA

Project: 2020-LI-2448
Pace Project No.: 92495066

MATRIX SPIKE & MATRIX SPIKE DUPLICATE: 2999439 2999440

Parameter	Units	92495067001 Result	MS Spike Conc.	MSD Spike Conc.	MS Result	MSD Result	MS % Rec	MSD % Rec	% Rec Limits	RPD	Qual
1,1,1,2-Tetrachloroethane	ug/L	ND	20	20	23.7	23.3	118	116	60-140	2	
1,1,1-Trichloroethane	ug/L	ND	20	20	22.7	22.7	114	113	60-140	0	
1,1,2,2-Tetrachloroethane	ug/L	ND	20	20	22.3	22.3	112	111	60-140	0	
1,1,2-Trichloroethane	ug/L	ND	20	20	22.8	22.5	114	112	60-140	1	
1,1-Dichloroethane	ug/L	ND	20	20	22.4	21.7	112	108	60-140	3	
1,1-Dichloroethene	ug/L	ND	20	20	24.2	24.3	121	122	60-140	1	
1,1-Dichloropropene	ug/L	ND	20	20	23.1	23.0	116	115	60-140	0	
1,2,3-Trichlorobenzene	ug/L	ND	20	20	20.2	21.6	101	108	60-140	7	
1,2,3-Trichloropropane	ug/L	ND	20	20	22.2	22.0	111	110	60-140	1	
1,2,4-Trichlorobenzene	ug/L	ND	20	20	21.7	22.6	108	113	60-140	4	
1,2,4-Trimethylbenzene	ug/L	ND	20	20	22.7	23.5	114	117	60-140	3	
1,2-Dibromo-3-chloropropane	ug/L	ND	20	20	20.8	21.9	104	110	60-140	5	
1,2-Dibromoethane (EDB)	ug/L	ND	20	20	23.3	23.6	117	118	60-140	1	
1,2-Dichlorobenzene	ug/L	ND	20	20	22.2	22.8	111	114	60-140	2	
1,2-Dichloroethane	ug/L	ND	20	20	18.5	18.4	92	92	60-140	0	
1,2-Dichloropropane	ug/L	ND	20	20	23.8	23.6	119	118	60-140	1	
1,3,5-Trimethylbenzene	ug/L	ND	20	20	23.3	23.8	116	119	60-140	2	
1,3-Dichlorobenzene	ug/L	ND	20	20	22.4	23.1	112	115	60-140	3	
1,3-Dichloropropane	ug/L	ND	20	20	24.2	24.1	121	121	60-140	0	
1,4-Dichlorobenzene	ug/L	ND	20	20	22.3	22.9	111	115	60-140	3	
2,2-Dichloropropane	ug/L	ND	20	20	22.7	22.3	113	111	60-140	2	
2-Chlorotoluene	ug/L	ND	20	20	23.4	24.1	117	121	60-140	3	
4-Chlorotoluene	ug/L	ND	20	20	22.2	23.0	111	115	60-140	4	
Benzene	ug/L	ND	20	20	24.1	23.0	120	115	60-140	4	
Bromobenzene	ug/L	ND	20	20	23.0	23.4	115	117	60-140	2	
Bromochloromethane	ug/L	ND	20	20	22.3	22.4	111	112	60-140	1	
Bromodichloromethane	ug/L	ND	20	20	20.5	20.6	103	103	60-140	0	
Bromoform	ug/L	ND	20	20	21.5	21.6	108	108	60-140	0	
Bromomethane	ug/L	ND	20	20	20.3	22.5	101	113	60-140	11	
Carbon tetrachloride	ug/L	ND	20	20	25.2	24.4	126	122	60-140	3	
Chlorobenzene	ug/L	ND	20	20	23.6	23.6	118	118	60-140	0	
Chloroethane	ug/L	ND	20	20	21.0	21.7	105	109	60-140	3	
Chloroform	ug/L	ND	20	20	20.6	21.2	103	106	60-140	3	
Chloromethane	ug/L	ND	20	20	22.2	22.3	111	112	60-140	1	
cis-1,2-Dichloroethene	ug/L	ND	20	20	21.6	21.5	108	107	60-140	0	
cis-1,3-Dichloropropene	ug/L	ND	20	20	24.4	23.7	122	119	60-140	3	
Dibromochloromethane	ug/L	ND	20	20	23.1	22.9	116	115	60-140	1	
Dibromomethane	ug/L	ND	20	20	23.4	23.1	117	115	60-140	2	
Dichlorodifluoromethane	ug/L	ND	20	20	25.9	25.7	130	128	60-140	1	
Diisopropyl ether	ug/L	ND	20	20	21.0	20.9	105	104	60-140	1	
Ethylbenzene	ug/L	ND	20	20	23.9	24.0	120	120	60-140	0	
Hexachloro-1,3-butadiene	ug/L	ND	20	20	24.7	26.1	124	130	60-140	5	
Isopropylbenzene (Cumene)	ug/L	ND	20	20	24.2	24.2	121	121	60-140	0	
m&p-Xylene	ug/L	ND	40	40	46.9	46.8	117	117	60-140	0	
Methyl-tert-butyl ether	ug/L	ND	20	20	21.0	20.7	105	103	60-140	2	
Methylene Chloride	ug/L	ND	20	20	19.9	20.0	99	100	60-140	1	

Results presented on this page are in the units indicated by the "Units" column except where an alternate unit is presented to the right of the result.

REPORT OF LABORATORY ANALYSIS

This report shall not be reproduced, except in full,
without the written consent of Pace Analytical Services, LLC.

Pace Analytical Services, LLC
9800 Kincey Ave. Suite 100
Huntersville, NC 28078
(704)875-9092

QUALITY CONTROL DATA

Project: 2020-LI-2448
Pace Project No.: 92495066

MATRIX SPIKE & MATRIX SPIKE DUPLICATE: 2999439 2999440

Parameter	Units	92495067001 Result	MS Spike Conc.	MSD Spike Conc.	MS Result	MSD Result	MS % Rec	MSD % Rec	% Rec Limits	RPD	Qual
n-Butylbenzene	ug/L	ND	20	20	23.1	24.1	116	120	60-140	4	
n-Propylbenzene	ug/L	ND	20	20	23.8	24.4	119	122	60-140	2	
Naphthalene	ug/L	ND	20	20	19.3	20.9	97	104	60-140	8	
o-Xylene	ug/L	ND	20	20	23.3	23.7	116	118	60-140	2	
sec-Butylbenzene	ug/L	ND	20	20	24.2	24.9	121	124	60-140	3	
Styrene	ug/L	ND	20	20	23.5	23.3	118	117	60-140	1	
tert-Butylbenzene	ug/L	ND	20	20	20.3	20.7	102	104	60-140	2	
Tetrachloroethene	ug/L	ND	20	20	25.7	25.4	129	127	60-140	1	
Toluene	ug/L	ND	20	20	23.5	23.1	117	116	60-140	1	
trans-1,2-Dichloroethene	ug/L	ND	20	20	22.4	22.7	112	113	60-140	1	
trans-1,3-Dichloropropene	ug/L	ND	20	20	22.4	21.9	112	110	60-140	2	
Trichloroethene	ug/L	ND	20	20	25.2	24.9	126	125	60-140	1	
Trichlorofluoromethane	ug/L	ND	20	20	26.0	26.4	130	132	60-140	1	
Vinyl chloride	ug/L	ND	20	20	24.8	24.9	124	124	60-140	0	
1,2-Dichloroethane-d4 (S)	%						91	89	70-130		
4-Bromofluorobenzene (S)	%						98	96	70-130		
Toluene-d8 (S)	%						99	98	70-130		

Results presented on this page are in the units indicated by the "Units" column except where an alternate unit is presented to the right of the result.

REPORT OF LABORATORY ANALYSIS

This report shall not be reproduced, except in full,
without the written consent of Pace Analytical Services, LLC.

Pace Analytical Services, LLC
9800 Kincey Ave. Suite 100
Huntersville, NC 28078
(704)875-9092

QUALIFIERS

Project: 2020-LI-2448
Pace Project No.: 92495066

DEFINITIONS

DF - Dilution Factor, if reported, represents the factor applied to the reported data due to dilution of the sample aliquot.

ND - Not Detected at or above adjusted reporting limit.

TNTC - Too Numerous To Count

J - Estimated concentration above the adjusted method detection limit and below the adjusted reporting limit.

MDL - Adjusted Method Detection Limit.

PQL - Practical Quantitation Limit.

RL - Reporting Limit - The lowest concentration value that meets project requirements for quantitative data with known precision and bias for a specific analyte in a specific matrix.

S - Surrogate

1,2-Diphenylhydrazine decomposes to and cannot be separated from Azobenzene using Method 8270. The result for each analyte is a combined concentration.

Consistent with EPA guidelines, unrounded data are displayed and have been used to calculate % recovery and RPD values.

LCS(D) - Laboratory Control Sample (Duplicate)

MS(D) - Matrix Spike (Duplicate)

DUP - Sample Duplicate

RPD - Relative Percent Difference

NC - Not Calculable.

SG - Silica Gel - Clean-Up

U - Indicates the compound was analyzed for, but not detected.

Acid preservation may not be appropriate for 2 Chloroethylvinyl ether.

A separate vial preserved to a pH of 4-5 is recommended in SW846 Chapter 4 for the analysis of Acrolein and Acrylonitrile by EPA Method 8260.

N-Nitrosodiphenylamine decomposes and cannot be separated from Diphenylamine using Method 8270. The result reported for each analyte is a combined concentration.

Pace Analytical is TNI accredited. Contact your Pace PM for the current list of accredited analytes.

TNI - The NELAC Institute.

This report shall not be reproduced, except in full,
without the written consent of Pace Analytical Services, LLC.

Pace Analytical Services, LLC
9800 Kincey Ave. Suite 100
Huntersville, NC 28078
(704)875-9092

QUALITY CONTROL DATA CROSS REFERENCE TABLE

Project: 2020-LI-2448
Pace Project No.: 92495066

Lab ID	Sample ID	QC Batch Method	QC Batch	Analytical Method	Analytical Batch
92495066001	**HOA_LAWN**	MADEPV	1541991	MADEP VPH	1541991
92495066001	**HOA_LAWN**	EPA 3010A	566001	EPA 6010D	566017
92495066001	**HOA_LAWN**	SM 6200B	565946		

This report shall not be reproduced, except in full,
without the written consent of Pace Analytical Services, LLC.

Pace Analytical

CHAIN-OF-CUSTODY Analytical Request Document

Chain-of-Custody is a LEGAL DOCUMENT - Complete all relevent fields

LAB USE ... mber or

WO# : 92495066

92495066

Company: Apex Companies	Billing Information:
Address:	
Report To: Andrew Street	Email To: Andrew Street/Emily Little
Copy To:	Site Collection Info/Address:
Customer Project Name/Number: 2020-L1-2448	State: NC County/City: Huntersville Time Zone Collected: [ ] PT [ ] MT [ ] CT [✓] ET
Phone: Email:	Site/Facility ID #: Compliance Monitoring? [ ] Yes [ ] No
Collected By (print): Matthew Fraioli	Purchase Order #: Quote #: DW PWS ID #: DW Location Code:
Collected By (signature): [signature]	Turnaround Date Required: ASAP Immediately Packed on Ice: [✓] Yes [ ] No
Sample Disposal: [ ] Dispose as appropriate [ ] Return [ ] Archive: ____ [✓] Hold: ____	Rush: [✓] Same Day [ ] Next Day [ ] 2 Day [ ] 3 Day [ ] 4 Day [ ] 5 Day (Expedite Charges Apply) Field Filtered (if applicable): [ ] Yes [ ] No Analysis: ____

* Matrix Codes (Insert in Matrix box below): Drinking Water (DW), Ground Water (GW), Wastewater (WW), Product (P), Soil/Solid (SL), Oil (OL), Wipe (WP), Air (AR), Tissue (TS), Bioassay (B), Vapor (V), Other (OT)

Container Preservative Type ** | Lab Project Manager:

** Preservative Types: (1) nitric acid, (2) sulfuric acid, (3) hydrochloric acid, (4) sodium hydroxide, (5) zinc acetate, (6) methanol, (7) sodium bisulfate, (8) sodium thiosulfate, (9) hexane, (A) ascorbic acid, (B) ammonium sulfate, (C) ammonium hydroxide, (D) TSP, (U) Unpreserved, (O) Other ____

Analyses

Customer Sample ID	Matrix *	Comp / Grab	Collected (or Composite Start) Date	Time	Composite End Date	Time	Res Cl	# of Ctns	SM 6200B VOCs HOLD	Lead HOLD	MADEP VPH HOLD							
HOA Lawn	DW	G ~~09/10~~	09/10	1012				8	X	X	X							

Lab Profile/Line:

Lab Sample Receipt Checklist:

Custody Seals Present/Intact	Y N NA
Custody Signatures Present	Y N NA
Collector Signature Present	Y N NA
Bottles Intact	Y N NA
Correct Bottles	Y N NA
Sufficient Volume	Y N NA
Samples Received on Ice	Y N NA
VOA - Headspace Acceptable	Y N NA
USDA Regulated Soils	Y N NA
Samples in Holding Time	Y N NA
Residual Chlorine Present	Y N NA
Cl Strips: ____	
Sample pH Acceptable	Y N NA
pH Strips: ____	
Sulfide Present	Y N NA
Lead Acetate Strips: ____	

LAB USE ONLY:
Lab Sample # / Comments:
92495066 COC

Customer Remarks / Special Conditions / Possible Hazards:

Type of Ice Used: Wet Blue Dry None

Packing Material Used:

Radchem sample(s) screened (<500 cpm): Y N NA

SHORT HOLDS PRESENT (<72 hours): Y N N/A

Lab Tracking #: 2538820

Samples received via: FEDEX UPS Client Courier Pace Courier

Lab Sample Temperature Info:
Temp Blank Received: Y N NA
Therm ID#: 921061
Cooler 1 Temp Upon Receipt: 3.7 oC
Cooler 1 Therm Corr. Factor: 0 oC
Cooler 1 Corrected Temp: 3.7 oC
Comments:

Relinquished by/Company: (Signature)	Date/Time:	Received by/Company: (Signature)	Date/Time:
M Fraioli	0215 09/11/20	[signature]	9-11-20 700
[signature]	9-11-20 1342	MDE Bethel	9/11/20 1342

MTJL LAB USE ONLY
Table #:
Acctnum:
Template:
Prelogin:
PM:
PB:

Trip Blank Received: Y N NA
HCL MeOH TSP Other

Non Conformance(s): YES / NO

Page: ____ of: ____

Pace Analytical Services, LLC
9800 Kincey Ave. Suite 100
Huntersville, NC 28078
(704)875-9092

September 14, 2020

Andrew Street
Apex Companies - NC
5900 Northwoods Business Pkwy
Suite 5900-0
Charlotte, NC 28269

RE: Project: 2020-LI-2448
Pace Project No.: 92495067

Dear Andrew Street:

Enclosed are the analytical results for sample(s) received by the laboratory on September 11, 2020. The results relate only to the samples included in this report. Results reported herein conform to the applicable TNI/NELAC Standards and the laboratory's Quality Manual, where applicable, unless otherwise noted in the body of the report.

The test results provided in this final report were generated by each of the following laboratories within the Pace Network:

- Pace National - Mt. Juliet
- Pace Analytical Services - Asheville
- Pace Analytical Services - Charlotte

If you have any questions concerning this report, please feel free to contact me.

Sincerely,

Angela M. Baioni

Angela Baioni
angela.baioni@pacelabs.com
(704)875-9092
Project Manager

Enclosures

cc: J Culbreath, Colonial Pipeline Company
Robert Hughes, Colonial Pipeline
Margaret King, APEX Companies, LLC
Emily Little, Apex Companies
Jeff Morrison, Colonial Pipeline Company
Tom Naumann, APEX Companies - NC
Joe Nicolette, Montrose-EPS
Christopher Schultz, Apex Companies
J Tate, Colonial Pipeline Company
Alex Testoff, Montrose-EPS
Michael Verdon, Colonial Pipeline Company
JM Wyatt, Colonial Pipeline Company

REPORT OF LABORATORY ANALYSIS

This report shall not be reproduced, except in full,
without the written consent of Pace Analytical Services, LLC.

Pace Analytical Services, LLC
9800 Kincey Ave. Suite 100
Huntersville, NC 28078
(704)875-9092

CERTIFICATIONS

Project: 2020-LI-2448
Pace Project No.: 92495067

Pace Analytical Services National

12065 Lebanon Road, Mt. Juliet, TN 37122
Alabama Certification #: 40660
Alaska Certification 17-026
Arizona Certification #: AZ0612
Arkansas Certification #: 88-0469
California Certification #: 2932
Canada Certification #: 1461.01
Colorado Certification #: TN00003
Connecticut Certification #: PH-0197
DOD Certification: #1461.01
EPA# TN00003
Florida Certification #: E87487
Georgia DW Certification #: 923
Georgia Certification: NELAP
Idaho Certification #: TN00003
Illinois Certification #: 200008
Indiana Certification #: C-TN-01
Iowa Certification #: 364
Kansas Certification #: E-10277
Kentucky UST Certification #: 16
Kentucky Certification #: 90010
Louisiana Certification #: AI30792
Louisiana DW Certification #: LA180010
Maine Certification #: TN0002
Maryland Certification #: 324
Massachusetts Certification #: M-TN003
Michigan Certification #: 9958
Minnesota Certification #: 047-999-395
Mississippi Certification #: TN00003
Missouri Certification #: 340
Montana Certification #: CERT0086
Nebraska Certification #: NE-OS-15-05
Nevada Certification #: TN-03-2002-34
New Hampshire Certification #: 2975
New Jersey Certification #: TN002
New Mexico DW Certification
New York Certification #: 11742
North Carolina Aquatic Toxicity Certification #: 41
North Carolina Drinking Water Certification #: 21704
North Carolina Environmental Certificate #: 375
North Dakota Certification #: R-140
Ohio VAP Certification #: CL0069
Oklahoma Certification #: 9915
Oregon Certification #: TN200002
Pennsylvania Certification #: 68-02979
Rhode Island Certification #: LAO00356
South Carolina Certification #: 84004
South Dakota Certification
Tennessee DW/Chem/Micro Certification #: 2006
Texas Certification #: T 104704245-17-14
Texas Mold Certification #: LAB0152
USDA Soil Permit #: P330-15-00234
Utah Certification #: TN00003
Virginia Certification #: VT2006
Vermont Dept. of Health: ID# VT-2006
Virginia Certification #: 460132
Washington Certification #: C847
West Virginia Certification #: 233
Wisconsin Certification #: 9980939910
Wyoming UST Certification #: via A2LA 2926.01
A2LA-ISO 17025 Certification #: 1461.01
A2LA-ISO 17025 Certification #: 1461.02
AIHA-LAP/LLC EMLAP Certification #:100789

Pace Analytical Services Charlotte

9800 Kincey Ave. Ste 100, Huntersville, NC 28078
Louisiana/NELAP Certification # LA170028
North Carolina Drinking Water Certification #: 37706
North Carolina Field Services Certification #: 5342
North Carolina Wastewater Certification #: 12
South Carolina Certification #: 99006001
Florida/NELAP Certification #: E87627
Kentucky UST Certification #: 84
Virginia/VELAP Certification #: 460221

Pace Analytical Services Asheville

2225 Riverside Drive, Asheville, NC 28804
Florida/NELAP Certification #: E87648
Massachusetts Certification #: M-NC030
North Carolina Drinking Water Certification #: 37712
North Carolina Wastewater Certification #: 40
South Carolina Certification #: 99030001
Virginia/VELAP Certification #: 460222

REPORT OF LABORATORY ANALYSIS

This report shall not be reproduced, except in full,
without the written consent of Pace Analytical Services, LLC.

Pace Analytical Services, LLC
9800 Kincey Ave. Suite 100
Huntersville, NC 28078
(704)875-9092

SAMPLE ANALYTE COUNT

Project: 2020-LI-2448
Pace Project No.: 92495067

Lab ID	Sample ID	Method	Analysts	Analytes Reported	Laboratory
92495067001	**13800_HC_RD**	MADEP VPH	BMB	6	PAN
		EPA 6010D	DS	1	PASI-A
		SM 6200B	NSCQ	63	PASI-C

PAN = Pace National - Mt. Juliet
PASI-A = Pace Analytical Services - Asheville
PASI-C = Pace Analytical Services - Charlotte

REPORT OF LABORATORY ANALYSIS

This report shall not be reproduced, except in full,
without the written consent of Pace Analytical Services, LLC.

Pace Analytical Services, LLC
9800 Kincey Ave. Suite 100
Huntersville, NC 28078
(704)875-9092

ANALYTICAL RESULTS

Project: 2020-LI-2448
Pace Project No.: 92495067

Sample: 13800_HC_RD **Lab ID: 92495067001** Collected: 09/10/20 10:50 Received: 09/11/20 07:08 Matrix: Water

Parameters	Results	Units	Report Limit	DF	Prepared	Analyzed	CAS No.	Qual
MADEPV	Analytical Method: MADEP VPH Preparation Method: MADEPV Pace National - Mt. Juliet							
Aliphatic (C05-C08)	ND	ug/L	100	1	09/12/20 19:33	09/12/20 19:33		
Aliphatic (C09-C12)	ND	ug/L	100	1	09/12/20 19:33	09/12/20 19:33		
Aromatic (C09-C10),Unadjusted	ND	ug/L	100	1	09/12/20 19:33	09/12/20 19:33	TPHC9C10A	
Total VPH	ND	ug/L	100	1	09/12/20 19:33	09/12/20 19:33	VPH	
Surrogates								
2,5-Dibromotoluene (FID)	97.8	%	70.0-130	1	09/12/20 19:33	09/12/20 19:33	615-59-8FID	
2,5-Dibromotoluene (PID)	89.6	%	70.0-130	1	09/12/20 19:33	09/12/20 19:33	615-59-8PID	
6010 MET ICP	Analytical Method: EPA 6010D Preparation Method: EPA 3010A Pace Analytical Services - Asheville							
Lead	**55.2**	ug/L	5.0	1	09/12/20 01:48	09/12/20 16:57	7439-92-1	
6200B MSV	Analytical Method: SM 6200B Pace Analytical Services - Charlotte							
Benzene	ND	ug/L	0.50	1		09/12/20 06:31	71-43-2	
Bromobenzene	ND	ug/L	0.50	1		09/12/20 06:31	108-86-1	
Bromochloromethane	ND	ug/L	0.50	1		09/12/20 06:31	74-97-5	
Bromodichloromethane	ND	ug/L	0.50	1		09/12/20 06:31	75-27-4	
Bromoform	ND	ug/L	0.50	1		09/12/20 06:31	75-25-2	
Bromomethane	ND	ug/L	5.0	1		09/12/20 06:31	74-83-9	
n-Butylbenzene	ND	ug/L	0.50	1		09/12/20 06:31	104-51-8	
sec-Butylbenzene	ND	ug/L	0.50	1		09/12/20 06:31	135-98-8	
tert-Butylbenzene	ND	ug/L	0.50	1		09/12/20 06:31	98-06-6	
Carbon tetrachloride	ND	ug/L	0.50	1		09/12/20 06:31	56-23-5	
Chlorobenzene	ND	ug/L	0.50	1		09/12/20 06:31	108-90-7	
Chloroethane	ND	ug/L	1.0	1		09/12/20 06:31	75-00-3	
Chloroform	ND	ug/L	0.50	1		09/12/20 06:31	67-66-3	
Chloromethane	ND	ug/L	1.0	1		09/12/20 06:31	74-87-3	
2-Chlorotoluene	ND	ug/L	0.50	1		09/12/20 06:31	95-49-8	
4-Chlorotoluene	ND	ug/L	0.50	1		09/12/20 06:31	106-43-4	
1,2-Dibromo-3-chloropropane	ND	ug/L	1.0	1		09/12/20 06:31	96-12-8	
Dibromochloromethane	ND	ug/L	0.50	1		09/12/20 06:31	124-48-1	
1,2-Dibromoethane (EDB)	ND	ug/L	0.50	1		09/12/20 06:31	106-93-4	
Dibromomethane	ND	ug/L	0.50	1		09/12/20 06:31	74-95-3	
1,2-Dichlorobenzene	ND	ug/L	0.50	1		09/12/20 06:31	95-50-1	
1,3-Dichlorobenzene	ND	ug/L	0.50	1		09/12/20 06:31	541-73-1	
1,4-Dichlorobenzene	ND	ug/L	0.50	1		09/12/20 06:31	106-46-7	
Dichlorodifluoromethane	ND	ug/L	0.50	1		09/12/20 06:31	75-71-8	
1,1-Dichloroethane	ND	ug/L	0.50	1		09/12/20 06:31	75-34-3	
1,2-Dichloroethane	ND	ug/L	0.50	1		09/12/20 06:31	107-06-2	
1,1-Dichloroethene	ND	ug/L	0.50	1		09/12/20 06:31	75-35-4	
cis-1,2-Dichloroethene	ND	ug/L	0.50	1		09/12/20 06:31	156-59-2	
trans-1,2-Dichloroethene	ND	ug/L	0.50	1		09/12/20 06:31	156-60-5	
1,2-Dichloropropane	ND	ug/L	0.50	1		09/12/20 06:31	78-87-5	
1,3-Dichloropropane	ND	ug/L	0.50	1		09/12/20 06:31	142-28-9	
2,2-Dichloropropane	ND	ug/L	0.50	1		09/12/20 06:31	594-20-7	

REPORT OF LABORATORY ANALYSIS

This report shall not be reproduced, except in full,
without the written consent of Pace Analytical Services, LLC.

Pace Analytical Services, LLC
9800 Kincey Ave. Suite 100
Huntersville, NC 28078
(704)875-9092

ANALYTICAL RESULTS

Project: 2020-LI-2448
Pace Project No.: 92495067

Sample: 13800_HC_RD **Lab ID: 92495067001** Collected: 09/10/20 10:50 Received: 09/11/20 07:08 Matrix: Water

Parameters	Results	Units	Report Limit	DF	Prepared	Analyzed	CAS No.	Qual
6200B MSV	Analytical Method: SM 6200B Pace Analytical Services - Charlotte							
1,1-Dichloropropene	ND	ug/L	0.50	1		09/12/20 06:31	563-58-6	
cis-1,3-Dichloropropene	ND	ug/L	0.50	1		09/12/20 06:31	10061-01-5	
trans-1,3-Dichloropropene	ND	ug/L	0.50	1		09/12/20 06:31	10061-02-6	
Diisopropyl ether	ND	ug/L	0.50	1		09/12/20 06:31	108-20-3	
Ethylbenzene	ND	ug/L	0.50	1		09/12/20 06:31	100-41-4	
Hexachloro-1,3-butadiene	ND	ug/L	2.0	1		09/12/20 06:31	87-68-3	
Isopropylbenzene (Cumene)	ND	ug/L	0.50	1		09/12/20 06:31	98-82-8	
Methylene Chloride	ND	ug/L	2.0	1		09/12/20 06:31	75-09-2	
Methyl-tert-butyl ether	ND	ug/L	0.50	1		09/12/20 06:31	1634-04-4	
Naphthalene	ND	ug/L	2.0	1		09/12/20 06:31	91-20-3	
n-Propylbenzene	ND	ug/L	0.50	1		09/12/20 06:31	103-65-1	
Styrene	ND	ug/L	0.50	1		09/12/20 06:31	100-42-5	
1,1,1,2-Tetrachloroethane	ND	ug/L	0.50	1		09/12/20 06:31	630-20-6	
1,1,2,2-Tetrachloroethane	ND	ug/L	0.50	1		09/12/20 06:31	79-34-5	
Tetrachloroethene	ND	ug/L	0.50	1		09/12/20 06:31	127-18-4	
Toluene	ND	ug/L	0.50	1		09/12/20 06:31	108-88-3	
1,2,3-Trichlorobenzene	ND	ug/L	2.0	1		09/12/20 06:31	87-61-6	
1,2,4-Trichlorobenzene	ND	ug/L	2.0	1		09/12/20 06:31	120-82-1	
1,1,1-Trichloroethane	ND	ug/L	0.50	1		09/12/20 06:31	71-55-6	
1,1,2-Trichloroethane	ND	ug/L	0.50	1		09/12/20 06:31	79-00-5	
Trichloroethene	ND	ug/L	0.50	1		09/12/20 06:31	79-01-6	
Trichlorofluoromethane	ND	ug/L	1.0	1		09/12/20 06:31	75-69-4	
1,2,3-Trichloropropane	ND	ug/L	0.50	1		09/12/20 06:31	96-18-4	
1,2,4-Trimethylbenzene	ND	ug/L	0.50	1		09/12/20 06:31	95-63-6	
1,3,5-Trimethylbenzene	ND	ug/L	0.50	1		09/12/20 06:31	108-67-8	
Vinyl chloride	ND	ug/L	1.0	1		09/12/20 06:31	75-01-4	
m&p-Xylene	ND	ug/L	1.0	1		09/12/20 06:31	179601-23-1	
o-Xylene	ND	ug/L	0.50	1		09/12/20 06:31	95-47-6	
Surrogates								
1,2-Dichloroethane-d4 (S)	89	%	70-130	1		09/12/20 06:31	17060-07-0	
4-Bromofluorobenzene (S)	94	%	70-130	1		09/12/20 06:31	460-00-4	
Toluene-d8 (S)	98	%	70-130	1		09/12/20 06:31	2037-26-5	

REPORT OF LABORATORY ANALYSIS

This report shall not be reproduced, except in full,
without the written consent of Pace Analytical Services, LLC.

Pace Analytical Services, LLC
9800 Kincey Ave. Suite 100
Huntersville, NC 28078
(704)875-9092

QUALITY CONTROL DATA

Project: 2020-LI-2448
Pace Project No.: 92495067

QC Batch: 1541991
QC Batch Method: MADEPV
Analysis Method: MADEP VPH
Analysis Description: MADEPV
Laboratory: Pace National - Mt. Juliet

Associated Lab Samples: 92495067001

METHOD BLANK: R3569753-1 Matrix: Water
Associated Lab Samples: 92495067001

Parameter	Units	Blank Result	Reporting Limit	Analyzed	Qualifiers
Aliphatic (C05-C08)	ug/L	ND	100	09/12/20 13:27	
Aliphatic (C09-C12)	ug/L	ND	100	09/12/20 13:27	
Aromatic (C09-C10),Unadjusted	ug/L	ND	100	09/12/20 13:27	
Total VPH	ug/L	ND	100	09/12/20 13:27	
2,5-Dibromotoluene (FID)	%	92.8	70.0-130	09/12/20 13:27	
2,5-Dibromotoluene (PID)	%	90	70.0-130	09/12/20 13:27	

LABORATORY CONTROL SAMPLE & LCSD: R3569753-2 R3569753-3

Parameter	Units	Spike Conc.	LCS Result	LCSD Result	LCS % Rec	LCSD % Rec	% Rec Limits	RPD	Max RPD	Qualifiers
Aliphatic (C05-C08)	ug/L	1200	1120	1090	93.3	90.8	70.0-130	2.71	25	
Aliphatic (C09-C12)	ug/L	1400	1190	1200	85.0	85.7	70.0-130	0.837	25	
Aromatic (C09-C10),Unadjusted	ug/L	200	155	150	77.5	75.0	70.0-130	3.28	25	
Total VPH	ug/L	2800	2470	2440	88.2	87.1	70.0-130	1.22	25	
2,5-Dibromotoluene (FID)	%				96.9	97.5	70.0-130			
2,5-Dibromotoluene (PID)	%				93.5	90.3	70.0-130			

Results presented on this page are in the units indicated by the "Units" column except where an alternate unit is presented to the right of the result.

REPORT OF LABORATORY ANALYSIS

This report shall not be reproduced, except in full,
without the written consent of Pace Analytical Services, LLC.

Pace Analytical Services, LLC
9800 Kincey Ave. Suite 100
Huntersville, NC 28078
(704)875-9092

QUALITY CONTROL DATA

Project: 2020-LI-2448
Pace Project No.: 92495067

QC Batch: 566001
QC Batch Method: EPA 3010A
Analysis Method: EPA 6010D
Analysis Description: 6010 MET
Laboratory: Pace Analytical Services - Asheville
Associated Lab Samples: 92495067001

METHOD BLANK: 2999937 Matrix: Water
Associated Lab Samples: 92495067001

Parameter	Units	Blank Result	Reporting Limit	Analyzed	Qualifiers
Lead	ug/L	ND	5.0	09/12/20 16:12	

LABORATORY CONTROL SAMPLE: 2999938

Parameter	Units	Spike Conc.	LCS Result	LCS % Rec	% Rec Limits	Qualifiers
Lead	ug/L	500	455	91	80-120	

MATRIX SPIKE & MATRIX SPIKE DUPLICATE: 2999939 2999940

Parameter	Units	92495051001 Result	MS Spike Conc.	MSD Spike Conc.	MS Result	MSD Result	MS % Rec	MSD % Rec	% Rec Limits	RPD	Qual
Lead	ug/L	ND	500	500	473	467	95	93	75-125	1	

Results presented on this page are in the units indicated by the "Units" column except where an alternate unit is presented to the right of the result.

REPORT OF LABORATORY ANALYSIS

This report shall not be reproduced, except in full,
without the written consent of Pace Analytical Services, LLC.

Pace Analytical Services, LLC
9800 Kincey Ave. Suite 100
Huntersville, NC 28078
(704)875-9092

QUALITY CONTROL DATA

Project: 2020-LI-2448
Pace Project No.: 92495067

QC Batch: 565946
QC Batch Method: SM 6200B
Analysis Method: SM 6200B
Analysis Description: 6200B MSV
Laboratory: Pace Analytical Services - Charlotte

Associated Lab Samples: 92495067001

METHOD BLANK: 2999437 Matrix: Water
Associated Lab Samples: 92495067001

Parameter	Units	Blank Result	Reporting Limit	Analyzed	Qualifiers
1,1,1,2-Tetrachloroethane	ug/L	ND	0.50	09/12/20 03:28	
1,1,1-Trichloroethane	ug/L	ND	0.50	09/12/20 03:28	
1,1,2,2-Tetrachloroethane	ug/L	ND	0.50	09/12/20 03:28	
1,1,2-Trichloroethane	ug/L	ND	0.50	09/12/20 03:28	
1,1-Dichloroethane	ug/L	ND	0.50	09/12/20 03:28	
1,1-Dichloroethene	ug/L	ND	0.50	09/12/20 03:28	
1,1-Dichloropropene	ug/L	ND	0.50	09/12/20 03:28	
1,2,3-Trichlorobenzene	ug/L	ND	2.0	09/12/20 03:28	
1,2,3-Trichloropropane	ug/L	ND	0.50	09/12/20 03:28	
1,2,4-Trichlorobenzene	ug/L	ND	2.0	09/12/20 03:28	
1,2,4-Trimethylbenzene	ug/L	ND	0.50	09/12/20 03:28	
1,2-Dibromo-3-chloropropane	ug/L	ND	1.0	09/12/20 03:28	
1,2-Dibromoethane (EDB)	ug/L	ND	0.50	09/12/20 03:28	
1,2-Dichlorobenzene	ug/L	ND	0.50	09/12/20 03:28	
1,2-Dichloroethane	ug/L	ND	0.50	09/12/20 03:28	
1,2-Dichloropropane	ug/L	ND	0.50	09/12/20 03:28	
1,3,5-Trimethylbenzene	ug/L	ND	0.50	09/12/20 03:28	
1,3-Dichlorobenzene	ug/L	ND	0.50	09/12/20 03:28	
1,3-Dichloropropane	ug/L	ND	0.50	09/12/20 03:28	
1,4-Dichlorobenzene	ug/L	ND	0.50	09/12/20 03:28	
2,2-Dichloropropane	ug/L	ND	0.50	09/12/20 03:28	
2-Chlorotoluene	ug/L	ND	0.50	09/12/20 03:28	
4-Chlorotoluene	ug/L	ND	0.50	09/12/20 03:28	
Benzene	ug/L	ND	0.50	09/12/20 03:28	
Bromobenzene	ug/L	ND	0.50	09/12/20 03:28	
Bromochloromethane	ug/L	ND	0.50	09/12/20 03:28	
Bromodichloromethane	ug/L	ND	0.50	09/12/20 03:28	
Bromoform	ug/L	ND	0.50	09/12/20 03:28	
Bromomethane	ug/L	ND	5.0	09/12/20 03:28	
Carbon tetrachloride	ug/L	ND	0.50	09/12/20 03:28	
Chlorobenzene	ug/L	ND	0.50	09/12/20 03:28	
Chloroethane	ug/L	ND	1.0	09/12/20 03:28	
Chloroform	ug/L	ND	0.50	09/12/20 03:28	
Chloromethane	ug/L	ND	1.0	09/12/20 03:28	
cis-1,2-Dichloroethene	ug/L	ND	0.50	09/12/20 03:28	
cis-1,3-Dichloropropene	ug/L	ND	0.50	09/12/20 03:28	
Dibromochloromethane	ug/L	ND	0.50	09/12/20 03:28	
Dibromomethane	ug/L	ND	0.50	09/12/20 03:28	
Dichlorodifluoromethane	ug/L	ND	0.50	09/12/20 03:28	
Diisopropyl ether	ug/L	ND	0.50	09/12/20 03:28	

Results presented on this page are in the units indicated by the "Units" column except where an alternate unit is presented to the right of the result.

REPORT OF LABORATORY ANALYSIS

This report shall not be reproduced, except in full,
without the written consent of Pace Analytical Services, LLC.

Pace Analytical Services, LLC
9800 Kincey Ave. Suite 100
Huntersville, NC 28078
(704)875-9092

QUALITY CONTROL DATA

Project: 2020-LI-2448
Pace Project No.: 92495067

METHOD BLANK: 2999437 Matrix: Water
Associated Lab Samples: 92495067001

Parameter	Units	Blank Result	Reporting Limit	Analyzed	Qualifiers
Ethylbenzene	ug/L	ND	0.50	09/12/20 03:28	
Hexachloro-1,3-butadiene	ug/L	ND	2.0	09/12/20 03:28	
Isopropylbenzene (Cumene)	ug/L	ND	0.50	09/12/20 03:28	
m&p-Xylene	ug/L	ND	1.0	09/12/20 03:28	
Methyl-tert-butyl ether	ug/L	ND	0.50	09/12/20 03:28	
Methylene Chloride	ug/L	ND	2.0	09/12/20 03:28	
n-Butylbenzene	ug/L	ND	0.50	09/12/20 03:28	
n-Propylbenzene	ug/L	ND	0.50	09/12/20 03:28	
Naphthalene	ug/L	ND	2.0	09/12/20 03:28	
o-Xylene	ug/L	ND	0.50	09/12/20 03:28	
sec-Butylbenzene	ug/L	ND	0.50	09/12/20 03:28	
Styrene	ug/L	ND	0.50	09/12/20 03:28	
tert-Butylbenzene	ug/L	ND	0.50	09/12/20 03:28	
Tetrachloroethene	ug/L	ND	0.50	09/12/20 03:28	
Toluene	ug/L	ND	0.50	09/12/20 03:28	
trans-1,2-Dichloroethene	ug/L	ND	0.50	09/12/20 03:28	
trans-1,3-Dichloropropene	ug/L	ND	0.50	09/12/20 03:28	
Trichloroethene	ug/L	ND	0.50	09/12/20 03:28	
Trichlorofluoromethane	ug/L	ND	1.0	09/12/20 03:28	
Vinyl chloride	ug/L	ND	1.0	09/12/20 03:28	
1,2-Dichloroethane-d4 (S)	%	91	70-130	09/12/20 03:28	
4-Bromofluorobenzene (S)	%	95	70-130	09/12/20 03:28	
Toluene-d8 (S)	%	100	70-130	09/12/20 03:28	

LABORATORY CONTROL SAMPLE: 2999438

Parameter	Units	Spike Conc.	LCS Result	LCS % Rec	% Rec Limits	Qualifiers
1,1,1,2-Tetrachloroethane	ug/L	50	52.5	105	60-140	
1,1,1-Trichloroethane	ug/L	50	48.3	97	60-140	
1,1,2,2-Tetrachloroethane	ug/L	50	50.7	101	60-140	
1,1,2-Trichloroethane	ug/L	50	50.4	101	60-140	
1,1-Dichloroethane	ug/L	50	48.4	97	60-140	
1,1-Dichloroethene	ug/L	50	50.7	101	60-140	
1,1-Dichloropropene	ug/L	50	51.2	102	60-140	
1,2,3-Trichlorobenzene	ug/L	50	53.9	108	60-140	
1,2,3-Trichloropropane	ug/L	50	49.2	98	60-140	
1,2,4-Trichlorobenzene	ug/L	50	55.3	111	60-140	
1,2,4-Trimethylbenzene	ug/L	50	52.8	106	60-140	
1,2-Dibromo-3-chloropropane	ug/L	50	51.0	102	60-140	
1,2-Dibromoethane (EDB)	ug/L	50	54.1	108	60-140	
1,2-Dichlorobenzene	ug/L	50	53.4	107	60-140	
1,2-Dichloroethane	ug/L	50	40.8	82	60-140	
1,2-Dichloropropane	ug/L	50	52.6	105	60-140	
1,3,5-Trimethylbenzene	ug/L	50	52.8	106	60-140	

Results presented on this page are in the units indicated by the "Units" column except where an alternate unit is presented to the right of the result.

REPORT OF LABORATORY ANALYSIS

This report shall not be reproduced, except in full,
without the written consent of Pace Analytical Services, LLC.

Pace Analytical Services, LLC
9800 Kincey Ave. Suite 100
Huntersville, NC 28078
(704)875-9092

QUALITY CONTROL DATA

Project: 2020-LI-2448
Pace Project No.: 92495067

LABORATORY CONTROL SAMPLE: 2999438

Parameter	Units	Spike Conc.	LCS Result	LCS % Rec	% Rec Limits	Qualifiers
1,3-Dichlorobenzene	ug/L	50	53.6	107	60-140	
1,3-Dichloropropane	ug/L	50	54.3	109	60-140	
1,4-Dichlorobenzene	ug/L	50	53.2	106	60-140	
2,2-Dichloropropane	ug/L	50	46.1	92	60-140	
2-Chlorotoluene	ug/L	50	53.7	107	60-140	
4-Chlorotoluene	ug/L	50	52.1	104	60-140	
Benzene	ug/L	50	51.7	103	60-140	
Bromobenzene	ug/L	50	52.7	105	60-140	
Bromochloromethane	ug/L	50	50.2	100	60-140	
Bromodichloromethane	ug/L	50	46.1	92	60-140	
Bromoform	ug/L	50	50.3	101	60-140	
Bromomethane	ug/L	50	47.4	95	60-140	
Carbon tetrachloride	ug/L	50	52.2	104	60-140	
Chlorobenzene	ug/L	50	53.1	106	60-140	
Chloroethane	ug/L	50	35.7	71	60-140	
Chloroform	ug/L	50	46.4	93	60-140	
Chloromethane	ug/L	50	51.0	102	60-140	
cis-1,2-Dichloroethene	ug/L	50	47.2	94	60-140	
cis-1,3-Dichloropropene	ug/L	50	53.0	106	60-140	
Dibromochloromethane	ug/L	50	52.1	104	60-140	
Dibromomethane	ug/L	50	50.7	101	60-140	
Dichlorodifluoromethane	ug/L	50	55.0	110	60-140	
Diisopropyl ether	ug/L	50	46.8	94	60-140	
Ethylbenzene	ug/L	50	53.3	107	60-140	
Hexachloro-1,3-butadiene	ug/L	50	56.1	112	60-140	
Isopropylbenzene (Cumene)	ug/L	50	54.1	108	60-140	
m&p-Xylene	ug/L	100	104	104	60-140	
Methyl-tert-butyl ether	ug/L	50	47.0	94	60-140	
Methylene Chloride	ug/L	50	43.0	86	60-140	
n-Butylbenzene	ug/L	50	54.1	108	60-140	
n-Propylbenzene	ug/L	50	54.3	109	60-140	
Naphthalene	ug/L	50	54.1	108	60-140	
o-Xylene	ug/L	50	52.6	105	60-140	
sec-Butylbenzene	ug/L	50	55.0	110	60-140	
Styrene	ug/L	50	54.9	110	60-140	
tert-Butylbenzene	ug/L	50	45.2	90	60-140	
Tetrachloroethene	ug/L	50	55.0	110	60-140	
Toluene	ug/L	50	50.6	101	60-140	
trans-1,2-Dichloroethene	ug/L	50	48.7	97	60-140	
trans-1,3-Dichloropropene	ug/L	50	49.1	98	60-140	
Trichloroethene	ug/L	50	53.5	107	60-140	
Trichlorofluoromethane	ug/L	50	50.2	100	60-140	
Vinyl chloride	ug/L	50	54.0	108	60-140	
1,2-Dichloroethane-d4 (S)	%			82	70-130	
4-Bromofluorobenzene (S)	%			98	70-130	
Toluene-d8 (S)	%			96	70-130	

Results presented on this page are in the units indicated by the "Units" column except where an alternate unit is presented to the right of the result.

REPORT OF LABORATORY ANALYSIS

This report shall not be reproduced, except in full,
without the written consent of Pace Analytical Services, LLC.

Pace Analytical Services, LLC
9800 Kincey Ave. Suite 100
Huntersville, NC 28078
(704)875-9092

QUALITY CONTROL DATA

Project: 2020-LI-2448
Pace Project No.: 92495067

MATRIX SPIKE & MATRIX SPIKE DUPLICATE: 2999439 2999440

Parameter	Units	92495067001 Result	MS Spike Conc.	MSD Spike Conc.	MS Result	MSD Result	MS % Rec	MSD % Rec	% Rec Limits	RPD	Qual
1,1,1,2-Tetrachloroethane	ug/L	ND	20	20	23.7	23.3	118	116	60-140	2	
1,1,1-Trichloroethane	ug/L	ND	20	20	22.7	22.7	114	113	60-140	0	
1,1,2,2-Tetrachloroethane	ug/L	ND	20	20	22.3	22.3	112	111	60-140	0	
1,1,2-Trichloroethane	ug/L	ND	20	20	22.8	22.5	114	112	60-140	1	
1,1-Dichloroethane	ug/L	ND	20	20	22.4	21.7	112	108	60-140	3	
1,1-Dichloroethene	ug/L	ND	20	20	24.2	24.3	121	122	60-140	1	
1,1-Dichloropropene	ug/L	ND	20	20	23.1	23.0	116	115	60-140	0	
1,2,3-Trichlorobenzene	ug/L	ND	20	20	20.2	21.6	101	108	60-140	7	
1,2,3-Trichloropropane	ug/L	ND	20	20	22.2	22.0	111	110	60-140	1	
1,2,4-Trichlorobenzene	ug/L	ND	20	20	21.7	22.6	108	113	60-140	4	
1,2,4-Trimethylbenzene	ug/L	ND	20	20	22.7	23.5	114	117	60-140	3	
1,2-Dibromo-3-chloropropane	ug/L	ND	20	20	20.8	21.9	104	110	60-140	5	
1,2-Dibromoethane (EDB)	ug/L	ND	20	20	23.3	23.6	117	118	60-140	1	
1,2-Dichlorobenzene	ug/L	ND	20	20	22.2	22.8	111	114	60-140	2	
1,2-Dichloroethane	ug/L	ND	20	20	18.5	18.4	92	92	60-140	0	
1,2-Dichloropropane	ug/L	ND	20	20	23.8	23.6	119	118	60-140	1	
1,3,5-Trimethylbenzene	ug/L	ND	20	20	23.3	23.8	116	119	60-140	2	
1,3-Dichlorobenzene	ug/L	ND	20	20	22.4	23.1	112	115	60-140	3	
1,3-Dichloropropane	ug/L	ND	20	20	24.2	24.1	121	121	60-140	0	
1,4-Dichlorobenzene	ug/L	ND	20	20	22.3	22.9	111	115	60-140	3	
2,2-Dichloropropane	ug/L	ND	20	20	22.7	22.3	113	111	60-140	2	
2-Chlorotoluene	ug/L	ND	20	20	23.4	24.1	117	121	60-140	3	
4-Chlorotoluene	ug/L	ND	20	20	22.2	23.0	111	115	60-140	4	
Benzene	ug/L	ND	20	20	24.1	23.0	120	115	60-140	4	
Bromobenzene	ug/L	ND	20	20	23.0	23.4	115	117	60-140	2	
Bromochloromethane	ug/L	ND	20	20	22.3	22.4	111	112	60-140	1	
Bromodichloromethane	ug/L	ND	20	20	20.5	20.6	103	103	60-140	0	
Bromoform	ug/L	ND	20	20	21.5	21.6	108	108	60-140	0	
Bromomethane	ug/L	ND	20	20	20.3	22.5	101	113	60-140	11	
Carbon tetrachloride	ug/L	ND	20	20	25.2	24.4	126	122	60-140	3	
Chlorobenzene	ug/L	ND	20	20	23.6	23.6	118	118	60-140	0	
Chloroethane	ug/L	ND	20	20	21.0	21.7	105	109	60-140	3	
Chloroform	ug/L	ND	20	20	20.6	21.2	103	106	60-140	3	
Chloromethane	ug/L	ND	20	20	22.2	22.3	111	112	60-140	1	
cis-1,2-Dichloroethene	ug/L	ND	20	20	21.6	21.5	108	107	60-140	0	
cis-1,3-Dichloropropene	ug/L	ND	20	20	24.4	23.7	122	119	60-140	3	
Dibromochloromethane	ug/L	ND	20	20	23.1	22.9	116	115	60-140	1	
Dibromomethane	ug/L	ND	20	20	23.4	23.1	117	115	60-140	2	
Dichlorodifluoromethane	ug/L	ND	20	20	25.9	25.7	130	128	60-140	1	
Diisopropyl ether	ug/L	ND	20	20	21.0	20.9	105	104	60-140	1	
Ethylbenzene	ug/L	ND	20	20	23.9	24.0	120	120	60-140	0	
Hexachloro-1,3-butadiene	ug/L	ND	20	20	24.7	26.1	124	130	60-140	5	
Isopropylbenzene (Cumene)	ug/L	ND	20	20	24.2	24.2	121	121	60-140	0	
m&p-Xylene	ug/L	ND	40	40	46.9	46.8	117	117	60-140	0	
Methyl-tert-butyl ether	ug/L	ND	20	20	21.0	20.7	105	103	60-140	2	
Methylene Chloride	ug/L	ND	20	20	19.9	20.0	99	100	60-140	1	

Results presented on this page are in the units indicated by the "Units" column except where an alternate unit is presented to the right of the result.

REPORT OF LABORATORY ANALYSIS

This report shall not be reproduced, except in full,
without the written consent of Pace Analytical Services, LLC.

Pace Analytical Services, LLC
9800 Kincey Ave. Suite 100
Huntersville, NC 28078
(704)875-9092

QUALITY CONTROL DATA

Project: 2020-LI-2448
Pace Project No.: 92495067

MATRIX SPIKE & MATRIX SPIKE DUPLICATE: 2999439 2999440

Parameter	Units	92495067001 Result	MS Spike Conc.	MSD Spike Conc.	MS Result	MSD Result	MS % Rec	MSD % Rec	% Rec Limits	RPD	Qual
n-Butylbenzene	ug/L	ND	20	20	23.1	24.1	116	120	60-140	4	
n-Propylbenzene	ug/L	ND	20	20	23.8	24.4	119	122	60-140	2	
Naphthalene	ug/L	ND	20	20	19.3	20.9	97	104	60-140	8	
o-Xylene	ug/L	ND	20	20	23.3	23.7	116	118	60-140	2	
sec-Butylbenzene	ug/L	ND	20	20	24.2	24.9	121	124	60-140	3	
Styrene	ug/L	ND	20	20	23.5	23.3	118	117	60-140	1	
tert-Butylbenzene	ug/L	ND	20	20	20.3	20.7	102	104	60-140	2	
Tetrachloroethene	ug/L	ND	20	20	25.7	25.4	129	127	60-140	1	
Toluene	ug/L	ND	20	20	23.5	23.1	117	116	60-140	1	
trans-1,2-Dichloroethene	ug/L	ND	20	20	22.4	22.7	112	113	60-140	1	
trans-1,3-Dichloropropene	ug/L	ND	20	20	22.4	21.9	112	110	60-140	2	
Trichloroethene	ug/L	ND	20	20	25.2	24.9	126	125	60-140	1	
Trichlorofluoromethane	ug/L	ND	20	20	26.0	26.4	130	132	60-140	1	
Vinyl chloride	ug/L	ND	20	20	24.8	24.9	124	124	60-140	0	
1,2-Dichloroethane-d4 (S)	%						91	89	70-130		
4-Bromofluorobenzene (S)	%						98	96	70-130		
Toluene-d8 (S)	%						99	98	70-130		

Results presented on this page are in the units indicated by the "Units" column except where an alternate unit is presented to the right of the result.

REPORT OF LABORATORY ANALYSIS

This report shall not be reproduced, except in full,
without the written consent of Pace Analytical Services, LLC.

Pace Analytical Services, LLC
9800 Kincey Ave. Suite 100
Huntersville, NC 28078
(704)875-9092

QUALIFIERS

Project: 2020-LI-2448
Pace Project No.: 92495067

DEFINITIONS

DF - Dilution Factor, if reported, represents the factor applied to the reported data due to dilution of the sample aliquot.

ND - Not Detected at or above adjusted reporting limit.

TNTC - Too Numerous To Count

J - Estimated concentration above the adjusted method detection limit and below the adjusted reporting limit.

MDL - Adjusted Method Detection Limit.

PQL - Practical Quantitation Limit.

RL - Reporting Limit - The lowest concentration value that meets project requirements for quantitative data with known precision and bias for a specific analyte in a specific matrix.

S - Surrogate

1,2-Diphenylhydrazine decomposes to and cannot be separated from Azobenzene using Method 8270. The result for each analyte is a combined concentration.

Consistent with EPA guidelines, unrounded data are displayed and have been used to calculate % recovery and RPD values.

LCS(D) - Laboratory Control Sample (Duplicate)

MS(D) - Matrix Spike (Duplicate)

DUP - Sample Duplicate

RPD - Relative Percent Difference

NC - Not Calculable.

SG - Silica Gel - Clean-Up

U - Indicates the compound was analyzed for, but not detected.

Acid preservation may not be appropriate for 2 Chloroethylvinyl ether.

A separate vial preserved to a pH of 4-5 is recommended in SW846 Chapter 4 for the analysis of Acrolein and Acrylonitrile by EPA Method 8260.

N-Nitrosodiphenylamine decomposes and cannot be separated from Diphenylamine using Method 8270. The result reported for each analyte is a combined concentration.

Pace Analytical is TNI accredited. Contact your Pace PM for the current list of accredited analytes.

TNI - The NELAC Institute.

This report shall not be reproduced, except in full,
without the written consent of Pace Analytical Services, LLC.

Pace Analytical Services, LLC
9800 Kincey Ave. Suite 100
Huntersville, NC 28078
(704)875-9092

QUALITY CONTROL DATA CROSS REFERENCE TABLE

Project: 2020-LI-2448
Pace Project No.: 92495067

Lab ID	Sample ID	QC Batch Method	QC Batch	Analytical Method	Analytical Batch
92495067001	**13800_HC_RD**	MADEPV	1541991	MADEP VPH	1541991
92495067001	**13800_HC_RD**	EPA 3010A	566001	EPA 6010D	566017
92495067001	**13800_HC_RD**	SM 6200B	565946		

This report shall not be reproduced, except in full,
without the written consent of Pace Analytical Services, LLC.

Pace Analytical®

CHAIN-OF-CUSTODY Analytical Request Document

Chain-of-Custody is a LEGAL DOCUMENT - Complete all relevent fields

LAB USE C... ...nber or

WO# : 92495067

92495067

Container

Company: Apex Companies	Billing Information:
Address:	
Report To: Andrew Street	Email To: Andrew Street / Emily Little
Copy To:	Site Collection Info/Address: 13800 H/C RD
Customer Project Name/Number: 2020-L1-2448	State: MC / County/City: Huntersville Time Zone Collected: [ ] PT [ ] MT [ ] CT [✓] ET
Phone: Email:	Site/Facility ID #:
Compliance Monitoring? [ ] Yes [ ] No	
Collected By (print): Matthew Fraidi	Purchase Order #: Quote #:
DW PWS ID #: DW Location Code:	
Collected By (signature): [signature]	Turnaround Date Required: ASAP
Immediately Packed on Ice: [✓] Yes [ ] No	
Sample Disposal: [ ] Dispose as appropriate [ ] Return [ ] Archive: ____ [ ] Hold: ____	Rush: [✓] Same Day [ ] Next Day [ ] 2 Day [ ] 3 Day [ ] 4 Day [ ] 5 Day (Expedite Charges Apply)
Field Filtered (if applicable): [ ] Yes [ ] No Analysis: ____	

** Preservative Types: (1) nitric acid, (2) sulfuric acid, (3) hydrochloric acid, (4) sodium hydroxide, (5) zinc acetate, (6) methanol, (7) sodium bisulfate, (8) sodium thiosulfate, (9) hexane, (A) ascorbic acid, (B) ammonium sulfate, (C) ammonium hydroxide, (D) TSP, (U) Unpreserved, (O) Other ____

* Matrix Codes (Insert in Matrix box below): Drinking Water (DW), Ground Water (GW), Wastewater (WW), Product (P), Soil/Solid (SL), Oil (OL), Wipe (WP), Air (AR), Tissue (TS), Bioassay (B), Vapor (V), Other (OT)

Analyses

Customer Sample ID	Matrix *	Comp / Grab	Collected (or Composite Start) Date	Collected (or Composite Start) Time	Composite End Date	Composite End Time	Res Cl	# of Ctns	SM 6200B VOCs	Lead	MADEP VPH							
13800 H/C RD	DW	G			09/10	1050		8	x	x	x							

Lab Profile/Line:

Lab Sample Receipt Checklist:

Custody Seals Present/Intact	Y N NA
Custody Signatures Present	Y N NA
Collector Signature Present	Y N NA
Bottles Intact	Y N NA
Correct Bottles	Y N NA
Sufficient Volume	Y N NA
Samples Received on Ice	Y N NA
VOA - Headspace Acceptable	Y N NA
USDA Regulated Soils	Y N NA
Samples in Holding Time	Y N NA
Residual Chlorine Present	Y N NA
Cl Strips: ____	
Sample pH Acceptable	Y N NA
pH Strips: ____	
Sulfide Present	Y N NA
Lead Acetate Strips: ____	

LAB USE ONLY:
Lab Sample # / Comments:
92495067

001

Customer Remarks / Special Conditions / Possible Hazards:

Type of Ice Used: Wet Blue Dry None

Packing Material Used:

Radchem sample(s) screened (<500 cpm): Y N NA

SHORT HOLDS PRESENT (<72 hours): Y N N/A

Lab Tracking #: 2538821

Samples received via: FEDEX UPS Client Courier Pace Courier

Lab Sample Temperature Info:
Temp Blank Received: Y N NA
Therm ID#: 92T061
Cooler 1 Temp Upon Receipt: 3.7 oC
Cooler 1 Therm Corr. Factor: 0 oC
Cooler 1 Corrected Temp: 3.7 oC
Comments:

Relinquished by/Company: (Signature)	Date/Time:	Received by/Company: (Signature)	Date/Time:
[signature] / Apex	0715 09/11/20	[signature]	9-11-20 700
[signature]	9-11-20 1342	MDG Pace HLC	9/11/20 1342

MTJL LAB USE ONLY
Table #:
Acctnum:
Template:
Prelogin:
PM:
PB:

Trip Blank Received: Y N NA
HCL MeOH TSP Other

Non Conformance(s): YES / NO

Page: ____ of: ____

Pace Analytical Services, LLC
9800 Kincey Ave. Suite 100
Huntersville, NC 28078
(704)875-9092

September 14, 2020

Andrew Street
Apex Companies - NC
5900 Northwoods Business Pkwy
Suite 5900-0
Charlotte, NC 28269

RE: Project: 2020-LI-2448
Pace Project No.: 92495069

Dear Andrew Street:

Enclosed are the analytical results for sample(s) received by the laboratory on September 11, 2020. The results relate only to the samples included in this report. Results reported herein conform to the applicable TNI/NELAC Standards and the laboratory's Quality Manual, where applicable, unless otherwise noted in the body of the report.

The test results provided in this final report were generated by each of the following laboratories within the Pace Network:

- Pace National - Mt. Juliet
- Pace Analytical Services - Asheville
- Pace Analytical Services - Charlotte

If you have any questions concerning this report, please feel free to contact me.

Sincerely,

Angela M. Baioni

Angela Baioni
angela.baioni@pacelabs.com
(704)875-9092
Project Manager

Enclosures

cc: J Culbreath, Colonial Pipeline Company
Robert Hughes, Colonial Pipeline
Margaret King, APEX Companies, LLC
Emily Little, Apex Companies
Jeff Morrison, Colonial Pipeline Company
Tom Naumann, APEX Companies - NC
Joe Nicolette, Montrose-EPS
Christopher Schultz, Apex Companies
J Tate, Colonial Pipeline Company
Alex Testoff, Montrose-EPS
Michael Verdon, Colonial Pipeline Company
JM Wyatt, Colonial Pipeline Company

REPORT OF LABORATORY ANALYSIS

This report shall not be reproduced, except in full,
without the written consent of Pace Analytical Services, LLC.

Pace Analytical Services, LLC
9800 Kincey Ave. Suite 100
Huntersville, NC 28078
(704)875-9092

CERTIFICATIONS

Project: 2020-LI-2448
Pace Project No.: 92495069

Pace Analytical Services National

12065 Lebanon Road, Mt. Juliet, TN 37122
Alabama Certification #: 40660
Alaska Certification 17-026
Arizona Certification #: AZ0612
Arkansas Certification #: 88-0469
California Certification #: 2932
Canada Certification #: 1461.01
Colorado Certification #: TN00003
Connecticut Certification #: PH-0197
DOD Certification: #1461.01
EPA# TN00003
Florida Certification #: E87487
Georgia DW Certification #: 923
Georgia Certification: NELAP
Idaho Certification #: TN00003
Illinois Certification #: 200008
Indiana Certification #: C-TN-01
Iowa Certification #: 364
Kansas Certification #: E-10277
Kentucky UST Certification #: 16
Kentucky Certification #: 90010
Louisiana Certification #: AI30792
Louisiana DW Certification #: LA180010
Maine Certification #: TN0002
Maryland Certification #: 324
Massachusetts Certification #: M-TN003
Michigan Certification #: 9958
Minnesota Certification #: 047-999-395
Mississippi Certification #: TN00003
Missouri Certification #: 340
Montana Certification #: CERT0086
Nebraska Certification #: NE-OS-15-05
Nevada Certification #: TN-03-2002-34
New Hampshire Certification #: 2975
New Jersey Certification #: TN002
New Mexico DW Certification
New York Certification #: 11742
North Carolina Aquatic Toxicity Certification #: 41
North Carolina Drinking Water Certification #: 21704
North Carolina Environmental Certificate #: 375
North Dakota Certification #: R-140
Ohio VAP Certification #: CL0069
Oklahoma Certification #: 9915
Oregon Certification #: TN200002
Pennsylvania Certification #: 68-02979
Rhode Island Certification #: LAO00356
South Carolina Certification #: 84004
South Dakota Certification
Tennessee DW/Chem/Micro Certification #: 2006
Texas Certification #: T 104704245-17-14
Texas Mold Certification #: LAB0152
USDA Soil Permit #: P330-15-00234
Utah Certification #: TN00003
Virginia Certification #: VT2006
Vermont Dept. of Health: ID# VT-2006
Virginia Certification #: 460132
Washington Certification #: C847
West Virginia Certification #: 233
Wisconsin Certification #: 9980939910
Wyoming UST Certification #: via A2LA 2926.01
A2LA-ISO 17025 Certification #: 1461.01
A2LA-ISO 17025 Certification #: 1461.02
AIHA-LAP/LLC EMLAP Certification #:100789

Pace Analytical Services Charlotte

9800 Kincey Ave. Ste 100, Huntersville, NC 28078
Louisiana/NELAP Certification # LA170028
North Carolina Drinking Water Certification #: 37706
North Carolina Field Services Certification #: 5342
North Carolina Wastewater Certification #: 12
South Carolina Certification #: 99006001
Florida/NELAP Certification #: E87627
Kentucky UST Certification #: 84
Virginia/VELAP Certification #: 460221

Pace Analytical Services Asheville

2225 Riverside Drive, Asheville, NC 28804
Florida/NELAP Certification #: E87648
Massachusetts Certification #: M-NC030
North Carolina Drinking Water Certification #: 37712
North Carolina Wastewater Certification #: 40
South Carolina Certification #: 99030001
Virginia/VELAP Certification #: 460222

REPORT OF LABORATORY ANALYSIS

This report shall not be reproduced, except in full,
without the written consent of Pace Analytical Services, LLC.

Pace Analytical Services, LLC
9800 Kincey Ave. Suite 100
Huntersville, NC 28078
(704)875-9092

SAMPLE ANALYTE COUNT

Project: 2020-LI-2448
Pace Project No.: 92495069

Lab ID	Sample ID	Method	Analysts	Analytes Reported	Laboratory
92495069001	**FD-091020**	MADEP VPH	BMB	6	PAN
		EPA 6010D	DS	1	PASI-A
		SM 6200B	NSCQ	63	PASI-C
92495069002	**FIELD_BLANK**	MADEP VPH	BMB	6	PAN
		EPA 6010D	DS	1	PASI-A
		SM 6200B	CL	63	PASI-C
92495069003	**TRIP_BLANK**	SM 6200B	NSCQ	63	PASI-C

PAN = Pace National - Mt. Juliet
PASI-A = Pace Analytical Services - Asheville
PASI-C = Pace Analytical Services - Charlotte

This report shall not be reproduced, except in full,
without the written consent of Pace Analytical Services, LLC.

Pace Analytical Services, LLC
9800 Kincey Ave. Suite 100
Huntersville, NC 28078
(704)875-9092

ANALYTICAL RESULTS

Project: 2020-LI-2448
Pace Project No.: 92495069

Sample: FD-091020 **Lab ID: 92495069001** Collected: 09/10/20 15:20 Received: 09/11/20 07:08 Matrix: Water

Parameters	Results	Units	Report Limit	DF	Prepared	Analyzed	CAS No.	Qual
MADEPV	Analytical Method: MADEP VPH Preparation Method: MADEPV Pace National - Mt. Juliet							
Aliphatic (C05-C08)	ND	ug/L	100	1	09/12/20 15:40	09/12/20 15:40		
Aliphatic (C09-C12)	ND	ug/L	100	1	09/12/20 15:40	09/12/20 15:40		
Aromatic (C09-C10),Unadjusted	ND	ug/L	100	1	09/12/20 15:40	09/12/20 15:40	TPHC9C10A	
Total VPH	ND	ug/L	100	1	09/12/20 15:40	09/12/20 15:40	VPH	
Surrogates								
2,5-Dibromotoluene (FID)	97.6	%	70.0-130	1	09/12/20 15:40	09/12/20 15:40	615-59-8FID	
2,5-Dibromotoluene (PID)	90.5	%	70.0-130	1	09/12/20 15:40	09/12/20 15:40	615-59-8PID	
6010 MET ICP	Analytical Method: EPA 6010D Preparation Method: EPA 3010A Pace Analytical Services - Asheville							
Lead	ND	ug/L	5.0	1	09/12/20 01:48	09/12/20 17:00	7439-92-1	
6200B MSV	Analytical Method: SM 6200B Pace Analytical Services - Charlotte							
Benzene	ND	ug/L	0.50	1		09/12/20 06:49	71-43-2	
Bromobenzene	ND	ug/L	0.50	1		09/12/20 06:49	108-86-1	
Bromochloromethane	ND	ug/L	0.50	1		09/12/20 06:49	74-97-5	
Bromodichloromethane	ND	ug/L	0.50	1		09/12/20 06:49	75-27-4	
Bromoform	ND	ug/L	0.50	1		09/12/20 06:49	75-25-2	
Bromomethane	ND	ug/L	5.0	1		09/12/20 06:49	74-83-9	
n-Butylbenzene	ND	ug/L	0.50	1		09/12/20 06:49	104-51-8	
sec-Butylbenzene	ND	ug/L	0.50	1		09/12/20 06:49	135-98-8	
tert-Butylbenzene	ND	ug/L	0.50	1		09/12/20 06:49	98-06-6	
Carbon tetrachloride	ND	ug/L	0.50	1		09/12/20 06:49	56-23-5	
Chlorobenzene	ND	ug/L	0.50	1		09/12/20 06:49	108-90-7	
Chloroethane	ND	ug/L	1.0	1		09/12/20 06:49	75-00-3	
Chloroform	ND	ug/L	0.50	1		09/12/20 06:49	67-66-3	
Chloromethane	ND	ug/L	1.0	1		09/12/20 06:49	74-87-3	
2-Chlorotoluene	ND	ug/L	0.50	1		09/12/20 06:49	95-49-8	
4-Chlorotoluene	ND	ug/L	0.50	1		09/12/20 06:49	106-43-4	
1,2-Dibromo-3-chloropropane	ND	ug/L	1.0	1		09/12/20 06:49	96-12-8	
Dibromochloromethane	ND	ug/L	0.50	1		09/12/20 06:49	124-48-1	
1,2-Dibromoethane (EDB)	ND	ug/L	0.50	1		09/12/20 06:49	106-93-4	
Dibromomethane	ND	ug/L	0.50	1		09/12/20 06:49	74-95-3	
1,2-Dichlorobenzene	ND	ug/L	0.50	1		09/12/20 06:49	95-50-1	
1,3-Dichlorobenzene	ND	ug/L	0.50	1		09/12/20 06:49	541-73-1	
1,4-Dichlorobenzene	ND	ug/L	0.50	1		09/12/20 06:49	106-46-7	
Dichlorodifluoromethane	ND	ug/L	0.50	1		09/12/20 06:49	75-71-8	
1,1-Dichloroethane	ND	ug/L	0.50	1		09/12/20 06:49	75-34-3	
1,2-Dichloroethane	ND	ug/L	0.50	1		09/12/20 06:49	107-06-2	
1,1-Dichloroethene	ND	ug/L	0.50	1		09/12/20 06:49	75-35-4	
cis-1,2-Dichloroethene	ND	ug/L	0.50	1		09/12/20 06:49	156-59-2	
trans-1,2-Dichloroethene	ND	ug/L	0.50	1		09/12/20 06:49	156-60-5	
1,2-Dichloropropane	ND	ug/L	0.50	1		09/12/20 06:49	78-87-5	
1,3-Dichloropropane	ND	ug/L	0.50	1		09/12/20 06:49	142-28-9	
2,2-Dichloropropane	ND	ug/L	0.50	1		09/12/20 06:49	594-20-7	

REPORT OF LABORATORY ANALYSIS

This report shall not be reproduced, except in full,
without the written consent of Pace Analytical Services, LLC.

Pace Analytical Services, LLC
9800 Kincey Ave. Suite 100
Huntersville, NC 28078
(704)875-9092

ANALYTICAL RESULTS

Project: 2020-LI-2448
Pace Project No.: 92495069

Sample: FD-091020 **Lab ID: 92495069001** Collected: 09/10/20 15:20 Received: 09/11/20 07:08 Matrix: Water

Parameters	Results	Units	Report Limit	DF	Prepared	Analyzed	CAS No.	Qual
6200B MSV	Analytical Method: SM 6200B Pace Analytical Services - Charlotte							
1,1-Dichloropropene	ND	ug/L	0.50	1		09/12/20 06:49	563-58-6	
cis-1,3-Dichloropropene	ND	ug/L	0.50	1		09/12/20 06:49	10061-01-5	
trans-1,3-Dichloropropene	ND	ug/L	0.50	1		09/12/20 06:49	10061-02-6	
Diisopropyl ether	ND	ug/L	0.50	1		09/12/20 06:49	108-20-3	
Ethylbenzene	ND	ug/L	0.50	1		09/12/20 06:49	100-41-4	
Hexachloro-1,3-butadiene	ND	ug/L	2.0	1		09/12/20 06:49	87-68-3	
Isopropylbenzene (Cumene)	ND	ug/L	0.50	1		09/12/20 06:49	98-82-8	
Methylene Chloride	ND	ug/L	2.0	1		09/12/20 06:49	75-09-2	
Methyl-tert-butyl ether	ND	ug/L	0.50	1		09/12/20 06:49	1634-04-4	
Naphthalene	ND	ug/L	2.0	1		09/12/20 06:49	91-20-3	
n-Propylbenzene	ND	ug/L	0.50	1		09/12/20 06:49	103-65-1	
Styrene	ND	ug/L	0.50	1		09/12/20 06:49	100-42-5	
1,1,1,2-Tetrachloroethane	ND	ug/L	0.50	1		09/12/20 06:49	630-20-6	
1,1,2,2-Tetrachloroethane	ND	ug/L	0.50	1		09/12/20 06:49	79-34-5	
Tetrachloroethene	ND	ug/L	0.50	1		09/12/20 06:49	127-18-4	
Toluene	ND	ug/L	0.50	1		09/12/20 06:49	108-88-3	
1,2,3-Trichlorobenzene	ND	ug/L	2.0	1		09/12/20 06:49	87-61-6	
1,2,4-Trichlorobenzene	ND	ug/L	2.0	1		09/12/20 06:49	120-82-1	
1,1,1-Trichloroethane	ND	ug/L	0.50	1		09/12/20 06:49	71-55-6	
1,1,2-Trichloroethane	ND	ug/L	0.50	1		09/12/20 06:49	79-00-5	
Trichloroethene	ND	ug/L	0.50	1		09/12/20 06:49	79-01-6	
Trichlorofluoromethane	ND	ug/L	1.0	1		09/12/20 06:49	75-69-4	
1,2,3-Trichloropropane	ND	ug/L	0.50	1		09/12/20 06:49	96-18-4	
1,2,4-Trimethylbenzene	ND	ug/L	0.50	1		09/12/20 06:49	95-63-6	
1,3,5-Trimethylbenzene	ND	ug/L	0.50	1		09/12/20 06:49	108-67-8	
Vinyl chloride	ND	ug/L	1.0	1		09/12/20 06:49	75-01-4	
m&p-Xylene	ND	ug/L	1.0	1		09/12/20 06:49	179601-23-1	
o-Xylene	ND	ug/L	0.50	1		09/12/20 06:49	95-47-6	
Surrogates								
1,2-Dichloroethane-d4 (S)	89	%	70-130	1		09/12/20 06:49	17060-07-0	
4-Bromofluorobenzene (S)	94	%	70-130	1		09/12/20 06:49	460-00-4	
Toluene-d8 (S)	99	%	70-130	1		09/12/20 06:49	2037-26-5	

REPORT OF LABORATORY ANALYSIS

This report shall not be reproduced, except in full,
without the written consent of Pace Analytical Services, LLC.

Pace Analytical Services, LLC
9800 Kincey Ave. Suite 100
Huntersville, NC 28078
(704)875-9092

ANALYTICAL RESULTS

Project: 2020-LI-2448
Pace Project No.: 92495069

Sample: FIELD_BLANK **Lab ID: 92495069002** Collected: 09/10/20 18:00 Received: 09/11/20 07:08 Matrix: Water

Parameters	Results	Units	Report Limit	DF	Prepared	Analyzed	CAS No.	Qual
MADEPV	Analytical Method: MADEP VPH Preparation Method: MADEPV Pace National - Mt. Juliet							
Aliphatic (C05-C08)	ND	ug/L	100	1	09/12/20 16:13	09/12/20 16:13		
Aliphatic (C09-C12)	ND	ug/L	100	1	09/12/20 16:13	09/12/20 16:13		
Aromatic (C09-C10),Unadjusted	ND	ug/L	100	1	09/12/20 16:13	09/12/20 16:13	TPHC9C10A	
Total VPH	ND	ug/L	100	1	09/12/20 16:13	09/12/20 16:13	VPH	
Surrogates								
2,5-Dibromotoluene (FID)	94.6	%	70.0-130	1	09/12/20 16:13	09/12/20 16:13	615-59-8FID	
2,5-Dibromotoluene (PID)	88.3	%	70.0-130	1	09/12/20 16:13	09/12/20 16:13	615-59-8PID	
6010 MET ICP	Analytical Method: EPA 6010D Preparation Method: EPA 3010A Pace Analytical Services - Asheville							
Lead	ND	ug/L	5.0	1	09/12/20 01:48	09/12/20 17:03	7439-92-1	
6200B MSV	Analytical Method: SM 6200B Pace Analytical Services - Charlotte							
Benzene	ND	ug/L	0.50	1		09/14/20 12:10	71-43-2	
Bromobenzene	ND	ug/L	0.50	1		09/14/20 12:10	108-86-1	
Bromochloromethane	ND	ug/L	0.50	1		09/14/20 12:10	74-97-5	
Bromodichloromethane	ND	ug/L	0.50	1		09/14/20 12:10	75-27-4	
Bromoform	ND	ug/L	0.50	1		09/14/20 12:10	75-25-2	
Bromomethane	ND	ug/L	5.0	1		09/14/20 12:10	74-83-9	
n-Butylbenzene	ND	ug/L	0.50	1		09/14/20 12:10	104-51-8	
sec-Butylbenzene	ND	ug/L	0.50	1		09/14/20 12:10	135-98-8	
tert-Butylbenzene	ND	ug/L	0.50	1		09/14/20 12:10	98-06-6	
Carbon tetrachloride	ND	ug/L	0.50	1		09/14/20 12:10	56-23-5	
Chlorobenzene	ND	ug/L	0.50	1		09/14/20 12:10	108-90-7	
Chloroethane	ND	ug/L	1.0	1		09/14/20 12:10	75-00-3	
Chloroform	ND	ug/L	0.50	1		09/14/20 12:10	67-66-3	
Chloromethane	ND	ug/L	1.0	1		09/14/20 12:10	74-87-3	
2-Chlorotoluene	ND	ug/L	0.50	1		09/14/20 12:10	95-49-8	
4-Chlorotoluene	ND	ug/L	0.50	1		09/14/20 12:10	106-43-4	
1,2-Dibromo-3-chloropropane	ND	ug/L	1.0	1		09/14/20 12:10	96-12-8	
Dibromochloromethane	ND	ug/L	0.50	1		09/14/20 12:10	124-48-1	
1,2-Dibromoethane (EDB)	ND	ug/L	0.50	1		09/14/20 12:10	106-93-4	
Dibromomethane	ND	ug/L	0.50	1		09/14/20 12:10	74-95-3	
1,2-Dichlorobenzene	ND	ug/L	0.50	1		09/14/20 12:10	95-50-1	
1,3-Dichlorobenzene	ND	ug/L	0.50	1		09/14/20 12:10	541-73-1	
1,4-Dichlorobenzene	ND	ug/L	0.50	1		09/14/20 12:10	106-46-7	
Dichlorodifluoromethane	ND	ug/L	0.50	1		09/14/20 12:10	75-71-8	
1,1-Dichloroethane	ND	ug/L	0.50	1		09/14/20 12:10	75-34-3	
1,2-Dichloroethane	ND	ug/L	0.50	1		09/14/20 12:10	107-06-2	
1,1-Dichloroethene	ND	ug/L	0.50	1		09/14/20 12:10	75-35-4	
cis-1,2-Dichloroethene	ND	ug/L	0.50	1		09/14/20 12:10	156-59-2	
trans-1,2-Dichloroethene	ND	ug/L	0.50	1		09/14/20 12:10	156-60-5	
1,2-Dichloropropane	ND	ug/L	0.50	1		09/14/20 12:10	78-87-5	
1,3-Dichloropropane	ND	ug/L	0.50	1		09/14/20 12:10	142-28-9	
2,2-Dichloropropane	ND	ug/L	0.50	1		09/14/20 12:10	594-20-7	

REPORT OF LABORATORY ANALYSIS

This report shall not be reproduced, except in full,
without the written consent of Pace Analytical Services, LLC.

Pace Analytical Services, LLC
9800 Kincey Ave. Suite 100
Huntersville, NC 28078
(704)875-9092

ANALYTICAL RESULTS

Project: 2020-LI-2448
Pace Project No.: 92495069

Sample: FIELD_BLANK **Lab ID: 92495069002** Collected: 09/10/20 18:00 Received: 09/11/20 07:08 Matrix: Water

Parameters	Results	Units	Report Limit	DF	Prepared	Analyzed	CAS No.	Qual
6200B MSV	Analytical Method: SM 6200B Pace Analytical Services - Charlotte							
1,1-Dichloropropene	ND	ug/L	0.50	1		09/14/20 12:10	563-58-6	
cis-1,3-Dichloropropene	ND	ug/L	0.50	1		09/14/20 12:10	10061-01-5	
trans-1,3-Dichloropropene	ND	ug/L	0.50	1		09/14/20 12:10	10061-02-6	
Diisopropyl ether	ND	ug/L	0.50	1		09/14/20 12:10	108-20-3	
Ethylbenzene	ND	ug/L	0.50	1		09/14/20 12:10	100-41-4	
Hexachloro-1,3-butadiene	ND	ug/L	2.0	1		09/14/20 12:10	87-68-3	
Isopropylbenzene (Cumene)	ND	ug/L	0.50	1		09/14/20 12:10	98-82-8	
Methylene Chloride	**3.3**	ug/L	2.0	1		09/14/20 12:10	75-09-2	
Methyl-tert-butyl ether	ND	ug/L	0.50	1		09/14/20 12:10	1634-04-4	
Naphthalene	ND	ug/L	2.0	1		09/14/20 12:10	91-20-3	
n-Propylbenzene	ND	ug/L	0.50	1		09/14/20 12:10	103-65-1	
Styrene	ND	ug/L	0.50	1		09/14/20 12:10	100-42-5	
1,1,1,2-Tetrachloroethane	ND	ug/L	0.50	1		09/14/20 12:10	630-20-6	
1,1,2,2-Tetrachloroethane	ND	ug/L	0.50	1		09/14/20 12:10	79-34-5	
Tetrachloroethene	ND	ug/L	0.50	1		09/14/20 12:10	127-18-4	
Toluene	ND	ug/L	0.50	1		09/14/20 12:10	108-88-3	
1,2,3-Trichlorobenzene	ND	ug/L	2.0	1		09/14/20 12:10	87-61-6	
1,2,4-Trichlorobenzene	ND	ug/L	2.0	1		09/14/20 12:10	120-82-1	
1,1,1-Trichloroethane	ND	ug/L	0.50	1		09/14/20 12:10	71-55-6	
1,1,2-Trichloroethane	ND	ug/L	0.50	1		09/14/20 12:10	79-00-5	
Trichloroethene	ND	ug/L	0.50	1		09/14/20 12:10	79-01-6	
Trichlorofluoromethane	ND	ug/L	1.0	1		09/14/20 12:10	75-69-4	
1,2,3-Trichloropropane	ND	ug/L	0.50	1		09/14/20 12:10	96-18-4	
1,2,4-Trimethylbenzene	ND	ug/L	0.50	1		09/14/20 12:10	95-63-6	
1,3,5-Trimethylbenzene	ND	ug/L	0.50	1		09/14/20 12:10	108-67-8	
Vinyl chloride	ND	ug/L	1.0	1		09/14/20 12:10	75-01-4	
m&p-Xylene	ND	ug/L	1.0	1		09/14/20 12:10	179601-23-1	
o-Xylene	ND	ug/L	0.50	1		09/14/20 12:10	95-47-6	
Surrogates								
1,2-Dichloroethane-d4 (S)	86	%	70-130	1		09/14/20 12:10	17060-07-0	
4-Bromofluorobenzene (S)	93	%	70-130	1		09/14/20 12:10	460-00-4	
Toluene-d8 (S)	98	%	70-130	1		09/14/20 12:10	2037-26-5	

REPORT OF LABORATORY ANALYSIS

This report shall not be reproduced, except in full,
without the written consent of Pace Analytical Services, LLC.

Pace Analytical Services, LLC
9800 Kincey Ave. Suite 100
Huntersville, NC 28078
(704)875-9092

ANALYTICAL RESULTS

Project: 2020-LI-2448
Pace Project No.: 92495069

Sample: TRIP_BLANK **Lab ID: 92495069003** Collected: 09/10/20 00:00 Received: 09/11/20 07:08 Matrix: Water

Parameters	Results	Units	Report Limit	DF	Prepared	Analyzed	CAS No.	Qual
6200B MSV	Analytical Method: SM 6200B Pace Analytical Services - Charlotte							
Benzene	ND	ug/L	0.50	1		09/12/20 04:05	71-43-2	
Bromobenzene	ND	ug/L	0.50	1		09/12/20 04:05	108-86-1	
Bromochloromethane	ND	ug/L	0.50	1		09/12/20 04:05	74-97-5	
Bromodichloromethane	ND	ug/L	0.50	1		09/12/20 04:05	75-27-4	
Bromoform	ND	ug/L	0.50	1		09/12/20 04:05	75-25-2	
Bromomethane	ND	ug/L	5.0	1		09/12/20 04:05	74-83-9	
n-Butylbenzene	ND	ug/L	0.50	1		09/12/20 04:05	104-51-8	
sec-Butylbenzene	ND	ug/L	0.50	1		09/12/20 04:05	135-98-8	
tert-Butylbenzene	ND	ug/L	0.50	1		09/12/20 04:05	98-06-6	
Carbon tetrachloride	ND	ug/L	0.50	1		09/12/20 04:05	56-23-5	
Chlorobenzene	ND	ug/L	0.50	1		09/12/20 04:05	108-90-7	
Chloroethane	ND	ug/L	1.0	1		09/12/20 04:05	75-00-3	
Chloroform	ND	ug/L	0.50	1		09/12/20 04:05	67-66-3	
Chloromethane	ND	ug/L	1.0	1		09/12/20 04:05	74-87-3	
2-Chlorotoluene	ND	ug/L	0.50	1		09/12/20 04:05	95-49-8	
4-Chlorotoluene	ND	ug/L	0.50	1		09/12/20 04:05	106-43-4	
1,2-Dibromo-3-chloropropane	ND	ug/L	1.0	1		09/12/20 04:05	96-12-8	
Dibromochloromethane	ND	ug/L	0.50	1		09/12/20 04:05	124-48-1	
1,2-Dibromoethane (EDB)	ND	ug/L	0.50	1		09/12/20 04:05	106-93-4	
Dibromomethane	ND	ug/L	0.50	1		09/12/20 04:05	74-95-3	
1,2-Dichlorobenzene	ND	ug/L	0.50	1		09/12/20 04:05	95-50-1	
1,3-Dichlorobenzene	ND	ug/L	0.50	1		09/12/20 04:05	541-73-1	
1,4-Dichlorobenzene	ND	ug/L	0.50	1		09/12/20 04:05	106-46-7	
Dichlorodifluoromethane	ND	ug/L	0.50	1		09/12/20 04:05	75-71-8	
1,1-Dichloroethane	ND	ug/L	0.50	1		09/12/20 04:05	75-34-3	
1,2-Dichloroethane	ND	ug/L	0.50	1		09/12/20 04:05	107-06-2	
1,1-Dichloroethene	ND	ug/L	0.50	1		09/12/20 04:05	75-35-4	
cis-1,2-Dichloroethene	ND	ug/L	0.50	1		09/12/20 04:05	156-59-2	
trans-1,2-Dichloroethene	ND	ug/L	0.50	1		09/12/20 04:05	156-60-5	
1,2-Dichloropropane	ND	ug/L	0.50	1		09/12/20 04:05	78-87-5	
1,3-Dichloropropane	ND	ug/L	0.50	1		09/12/20 04:05	142-28-9	
2,2-Dichloropropane	ND	ug/L	0.50	1		09/12/20 04:05	594-20-7	
1,1-Dichloropropene	ND	ug/L	0.50	1		09/12/20 04:05	563-58-6	
cis-1,3-Dichloropropene	ND	ug/L	0.50	1		09/12/20 04:05	10061-01-5	
trans-1,3-Dichloropropene	ND	ug/L	0.50	1		09/12/20 04:05	10061-02-6	
Diisopropyl ether	ND	ug/L	0.50	1		09/12/20 04:05	108-20-3	
Ethylbenzene	ND	ug/L	0.50	1		09/12/20 04:05	100-41-4	
Hexachloro-1,3-butadiene	ND	ug/L	2.0	1		09/12/20 04:05	87-68-3	
Isopropylbenzene (Cumene)	ND	ug/L	0.50	1		09/12/20 04:05	98-82-8	
Methylene Chloride	ND	ug/L	2.0	1		09/12/20 04:05	75-09-2	
Methyl-tert-butyl ether	ND	ug/L	0.50	1		09/12/20 04:05	1634-04-4	
Naphthalene	ND	ug/L	2.0	1		09/12/20 04:05	91-20-3	
n-Propylbenzene	ND	ug/L	0.50	1		09/12/20 04:05	103-65-1	
Styrene	ND	ug/L	0.50	1		09/12/20 04:05	100-42-5	
1,1,1,2-Tetrachloroethane	ND	ug/L	0.50	1		09/12/20 04:05	630-20-6	
1,1,2,2-Tetrachloroethane	ND	ug/L	0.50	1		09/12/20 04:05	79-34-5	

REPORT OF LABORATORY ANALYSIS

This report shall not be reproduced, except in full,
without the written consent of Pace Analytical Services, LLC.

Pace Analytical Services, LLC
9800 Kincey Ave. Suite 100
Huntersville, NC 28078
(704)875-9092

ANALYTICAL RESULTS

Project: 2020-LI-2448
Pace Project No.: 92495069

Sample: TRIP_BLANK **Lab ID: 92495069003** Collected: 09/10/20 00:00 Received: 09/11/20 07:08 Matrix: Water

Parameters	Results	Units	Report Limit	DF	Prepared	Analyzed	CAS No.	Qual
6200B MSV	Analytical Method: SM 6200B Pace Analytical Services - Charlotte							
Tetrachloroethene	ND	ug/L	0.50	1		09/12/20 04:05	127-18-4	
Toluene	ND	ug/L	0.50	1		09/12/20 04:05	108-88-3	
1,2,3-Trichlorobenzene	ND	ug/L	2.0	1		09/12/20 04:05	87-61-6	
1,2,4-Trichlorobenzene	ND	ug/L	2.0	1		09/12/20 04:05	120-82-1	
1,1,1-Trichloroethane	ND	ug/L	0.50	1		09/12/20 04:05	71-55-6	
1,1,2-Trichloroethane	ND	ug/L	0.50	1		09/12/20 04:05	79-00-5	
Trichloroethene	ND	ug/L	0.50	1		09/12/20 04:05	79-01-6	
Trichlorofluoromethane	ND	ug/L	1.0	1		09/12/20 04:05	75-69-4	
1,2,3-Trichloropropane	ND	ug/L	0.50	1		09/12/20 04:05	96-18-4	
1,2,4-Trimethylbenzene	ND	ug/L	0.50	1		09/12/20 04:05	95-63-6	
1,3,5-Trimethylbenzene	ND	ug/L	0.50	1		09/12/20 04:05	108-67-8	
Vinyl chloride	ND	ug/L	1.0	1		09/12/20 04:05	75-01-4	
m&p-Xylene	ND	ug/L	1.0	1		09/12/20 04:05	179601-23-1	
o-Xylene	ND	ug/L	0.50	1		09/12/20 04:05	95-47-6	
Surrogates								
1,2-Dichloroethane-d4 (S)	90	%	70-130	1		09/12/20 04:05	17060-07-0	
4-Bromofluorobenzene (S)	94	%	70-130	1		09/12/20 04:05	460-00-4	
Toluene-d8 (S)	99	%	70-130	1		09/12/20 04:05	2037-26-5	

REPORT OF LABORATORY ANALYSIS

This report shall not be reproduced, except in full,
without the written consent of Pace Analytical Services, LLC.

Pace Analytical Services, LLC
9800 Kincey Ave. Suite 100
Huntersville, NC 28078
(704)875-9092

QUALITY CONTROL DATA

Project: 2020-LI-2448
Pace Project No.: 92495069

QC Batch: 1541991
QC Batch Method: MADEPV
Analysis Method: MADEP VPH
Analysis Description: MADEPV
Laboratory: Pace National - Mt. Juliet

Associated Lab Samples: 92495069001, 92495069002

METHOD BLANK: R3569753-1 Matrix: Water

Associated Lab Samples: 92495069001, 92495069002

Parameter	Units	Blank Result	Reporting Limit	Analyzed	Qualifiers
Aliphatic (C05-C08)	ug/L	ND	100	09/12/20 13:27	
Aliphatic (C09-C12)	ug/L	ND	100	09/12/20 13:27	
Aromatic (C09-C10),Unadjusted	ug/L	ND	100	09/12/20 13:27	
Total VPH	ug/L	ND	100	09/12/20 13:27	
2,5-Dibromotoluene (FID)	%	92.8	70.0-130	09/12/20 13:27	
2,5-Dibromotoluene (PID)	%	90	70.0-130	09/12/20 13:27	

LABORATORY CONTROL SAMPLE & LCSD: R3569753-2 R3569753-3

Parameter	Units	Spike Conc.	LCS Result	LCSD Result	LCS % Rec	LCSD % Rec	% Rec Limits	RPD	Max RPD	Qualifiers
Aliphatic (C05-C08)	ug/L	1200	1120	1090	93.3	90.8	70.0-130	2.71	25	
Aliphatic (C09-C12)	ug/L	1400	1190	1200	85.0	85.7	70.0-130	0.837	25	
Aromatic (C09-C10),Unadjusted	ug/L	200	155	150	77.5	75.0	70.0-130	3.28	25	
Total VPH	ug/L	2800	2470	2440	88.2	87.1	70.0-130	1.22	25	
2,5-Dibromotoluene (FID)	%				96.9	97.5	70.0-130			
2,5-Dibromotoluene (PID)	%				93.5	90.3	70.0-130			

Results presented on this page are in the units indicated by the "Units" column except where an alternate unit is presented to the right of the result.

REPORT OF LABORATORY ANALYSIS

This report shall not be reproduced, except in full,
without the written consent of Pace Analytical Services, LLC.

Pace Analytical Services, LLC
9800 Kincey Ave. Suite 100
Huntersville, NC 28078
(704)875-9092

QUALITY CONTROL DATA

Project: 2020-LI-2448
Pace Project No.: 92495069

QC Batch: 566001
QC Batch Method: EPA 3010A
Analysis Method: EPA 6010D
Analysis Description: 6010 MET
Laboratory: Pace Analytical Services - Asheville
Associated Lab Samples: 92495069001, 92495069002

METHOD BLANK: 2999937 Matrix: Water
Associated Lab Samples: 92495069001, 92495069002

Parameter	Units	Blank Result	Reporting Limit	Analyzed	Qualifiers
Lead	ug/L	ND	5.0	09/12/20 16:12	

LABORATORY CONTROL SAMPLE: 2999938

Parameter	Units	Spike Conc.	LCS Result	LCS % Rec	% Rec Limits	Qualifiers
Lead	ug/L	500	455	91	80-120	

MATRIX SPIKE & MATRIX SPIKE DUPLICATE: 2999939 2999940

Parameter	Units	92495051001 Result	MS Spike Conc.	MSD Spike Conc.	MS Result	MSD Result	MS % Rec	MSD % Rec	% Rec Limits	RPD	Qual
Lead	ug/L	ND	500	500	473	467	95	93	75-125	1	

Results presented on this page are in the units indicated by the "Units" column except where an alternate unit is presented to the right of the result.

REPORT OF LABORATORY ANALYSIS

This report shall not be reproduced, except in full,
without the written consent of Pace Analytical Services, LLC.

Pace Analytical Services, LLC
9800 Kincey Ave. Suite 100
Huntersville, NC 28078
(704)875-9092

QUALITY CONTROL DATA

Project: 2020-LI-2448
Pace Project No.: 92495069

QC Batch: 565946
QC Batch Method: SM 6200B
Analysis Method: SM 6200B
Analysis Description: 6200B MSV
Laboratory: Pace Analytical Services - Charlotte
Associated Lab Samples: 92495069001, 92495069003

METHOD BLANK: 2999437
Matrix: Water
Associated Lab Samples: 92495069001, 92495069003

Parameter	Units	Blank Result	Reporting Limit	Analyzed	Qualifiers
1,1,1,2-Tetrachloroethane	ug/L	ND	0.50	09/12/20 03:28	
1,1,1-Trichloroethane	ug/L	ND	0.50	09/12/20 03:28	
1,1,2,2-Tetrachloroethane	ug/L	ND	0.50	09/12/20 03:28	
1,1,2-Trichloroethane	ug/L	ND	0.50	09/12/20 03:28	
1,1-Dichloroethane	ug/L	ND	0.50	09/12/20 03:28	
1,1-Dichloroethene	ug/L	ND	0.50	09/12/20 03:28	
1,1-Dichloropropene	ug/L	ND	0.50	09/12/20 03:28	
1,2,3-Trichlorobenzene	ug/L	ND	2.0	09/12/20 03:28	
1,2,3-Trichloropropane	ug/L	ND	0.50	09/12/20 03:28	
1,2,4-Trichlorobenzene	ug/L	ND	2.0	09/12/20 03:28	
1,2,4-Trimethylbenzene	ug/L	ND	0.50	09/12/20 03:28	
1,2-Dibromo-3-chloropropane	ug/L	ND	1.0	09/12/20 03:28	
1,2-Dibromoethane (EDB)	ug/L	ND	0.50	09/12/20 03:28	
1,2-Dichlorobenzene	ug/L	ND	0.50	09/12/20 03:28	
1,2-Dichloroethane	ug/L	ND	0.50	09/12/20 03:28	
1,2-Dichloropropane	ug/L	ND	0.50	09/12/20 03:28	
1,3,5-Trimethylbenzene	ug/L	ND	0.50	09/12/20 03:28	
1,3-Dichlorobenzene	ug/L	ND	0.50	09/12/20 03:28	
1,3-Dichloropropane	ug/L	ND	0.50	09/12/20 03:28	
1,4-Dichlorobenzene	ug/L	ND	0.50	09/12/20 03:28	
2,2-Dichloropropane	ug/L	ND	0.50	09/12/20 03:28	
2-Chlorotoluene	ug/L	ND	0.50	09/12/20 03:28	
4-Chlorotoluene	ug/L	ND	0.50	09/12/20 03:28	
Benzene	ug/L	ND	0.50	09/12/20 03:28	
Bromobenzene	ug/L	ND	0.50	09/12/20 03:28	
Bromochloromethane	ug/L	ND	0.50	09/12/20 03:28	
Bromodichloromethane	ug/L	ND	0.50	09/12/20 03:28	
Bromoform	ug/L	ND	0.50	09/12/20 03:28	
Bromomethane	ug/L	ND	5.0	09/12/20 03:28	
Carbon tetrachloride	ug/L	ND	0.50	09/12/20 03:28	
Chlorobenzene	ug/L	ND	0.50	09/12/20 03:28	
Chloroethane	ug/L	ND	1.0	09/12/20 03:28	
Chloroform	ug/L	ND	0.50	09/12/20 03:28	
Chloromethane	ug/L	ND	1.0	09/12/20 03:28	
cis-1,2-Dichloroethene	ug/L	ND	0.50	09/12/20 03:28	
cis-1,3-Dichloropropene	ug/L	ND	0.50	09/12/20 03:28	
Dibromochloromethane	ug/L	ND	0.50	09/12/20 03:28	
Dibromomethane	ug/L	ND	0.50	09/12/20 03:28	
Dichlorodifluoromethane	ug/L	ND	0.50	09/12/20 03:28	
Diisopropyl ether	ug/L	ND	0.50	09/12/20 03:28	

Results presented on this page are in the units indicated by the "Units" column except where an alternate unit is presented to the right of the result.

REPORT OF LABORATORY ANALYSIS

This report shall not be reproduced, except in full,
without the written consent of Pace Analytical Services, LLC.

Pace Analytical Services, LLC
9800 Kincey Ave. Suite 100
Huntersville, NC 28078
(704)875-9092

QUALITY CONTROL DATA

Project: 2020-LI-2448
Pace Project No.: 92495069

METHOD BLANK: 2999437 Matrix: Water
Associated Lab Samples: 92495069001, 92495069003

Parameter	Units	Blank Result	Reporting Limit	Analyzed	Qualifiers
Ethylbenzene	ug/L	ND	0.50	09/12/20 03:28	
Hexachloro-1,3-butadiene	ug/L	ND	2.0	09/12/20 03:28	
Isopropylbenzene (Cumene)	ug/L	ND	0.50	09/12/20 03:28	
m&p-Xylene	ug/L	ND	1.0	09/12/20 03:28	
Methyl-tert-butyl ether	ug/L	ND	0.50	09/12/20 03:28	
Methylene Chloride	ug/L	ND	2.0	09/12/20 03:28	
n-Butylbenzene	ug/L	ND	0.50	09/12/20 03:28	
n-Propylbenzene	ug/L	ND	0.50	09/12/20 03:28	
Naphthalene	ug/L	ND	2.0	09/12/20 03:28	
o-Xylene	ug/L	ND	0.50	09/12/20 03:28	
sec-Butylbenzene	ug/L	ND	0.50	09/12/20 03:28	
Styrene	ug/L	ND	0.50	09/12/20 03:28	
tert-Butylbenzene	ug/L	ND	0.50	09/12/20 03:28	
Tetrachloroethene	ug/L	ND	0.50	09/12/20 03:28	
Toluene	ug/L	ND	0.50	09/12/20 03:28	
trans-1,2-Dichloroethene	ug/L	ND	0.50	09/12/20 03:28	
trans-1,3-Dichloropropene	ug/L	ND	0.50	09/12/20 03:28	
Trichloroethene	ug/L	ND	0.50	09/12/20 03:28	
Trichlorofluoromethane	ug/L	ND	1.0	09/12/20 03:28	
Vinyl chloride	ug/L	ND	1.0	09/12/20 03:28	
1,2-Dichloroethane-d4 (S)	%	91	70-130	09/12/20 03:28	
4-Bromofluorobenzene (S)	%	95	70-130	09/12/20 03:28	
Toluene-d8 (S)	%	100	70-130	09/12/20 03:28	

LABORATORY CONTROL SAMPLE: 2999438

Parameter	Units	Spike Conc.	LCS Result	LCS % Rec	% Rec Limits	Qualifiers
1,1,1,2-Tetrachloroethane	ug/L	50	52.5	105	60-140	
1,1,1-Trichloroethane	ug/L	50	48.3	97	60-140	
1,1,2,2-Tetrachloroethane	ug/L	50	50.7	101	60-140	
1,1,2-Trichloroethane	ug/L	50	50.4	101	60-140	
1,1-Dichloroethane	ug/L	50	48.4	97	60-140	
1,1-Dichloroethene	ug/L	50	50.7	101	60-140	
1,1-Dichloropropene	ug/L	50	51.2	102	60-140	
1,2,3-Trichlorobenzene	ug/L	50	53.9	108	60-140	
1,2,3-Trichloropropane	ug/L	50	49.2	98	60-140	
1,2,4-Trichlorobenzene	ug/L	50	55.3	111	60-140	
1,2,4-Trimethylbenzene	ug/L	50	52.8	106	60-140	
1,2-Dibromo-3-chloropropane	ug/L	50	51.0	102	60-140	
1,2-Dibromoethane (EDB)	ug/L	50	54.1	108	60-140	
1,2-Dichlorobenzene	ug/L	50	53.4	107	60-140	
1,2-Dichloroethane	ug/L	50	40.8	82	60-140	
1,2-Dichloropropane	ug/L	50	52.6	105	60-140	
1,3,5-Trimethylbenzene	ug/L	50	52.8	106	60-140	

Results presented on this page are in the units indicated by the "Units" column except where an alternate unit is presented to the right of the result.

REPORT OF LABORATORY ANALYSIS

This report shall not be reproduced, except in full,
without the written consent of Pace Analytical Services, LLC.

Pace Analytical Services, LLC
9800 Kincey Ave. Suite 100
Huntersville, NC 28078
(704)875-9092

QUALITY CONTROL DATA

Project: 2020-LI-2448
Pace Project No.: 92495069

LABORATORY CONTROL SAMPLE: 2999438

Parameter	Units	Spike Conc.	LCS Result	LCS % Rec	% Rec Limits	Qualifiers
1,3-Dichlorobenzene	ug/L	50	53.6	107	60-140	
1,3-Dichloropropane	ug/L	50	54.3	109	60-140	
1,4-Dichlorobenzene	ug/L	50	53.2	106	60-140	
2,2-Dichloropropane	ug/L	50	46.1	92	60-140	
2-Chlorotoluene	ug/L	50	53.7	107	60-140	
4-Chlorotoluene	ug/L	50	52.1	104	60-140	
Benzene	ug/L	50	51.7	103	60-140	
Bromobenzene	ug/L	50	52.7	105	60-140	
Bromochloromethane	ug/L	50	50.2	100	60-140	
Bromodichloromethane	ug/L	50	46.1	92	60-140	
Bromoform	ug/L	50	50.3	101	60-140	
Bromomethane	ug/L	50	47.4	95	60-140	
Carbon tetrachloride	ug/L	50	52.2	104	60-140	
Chlorobenzene	ug/L	50	53.1	106	60-140	
Chloroethane	ug/L	50	35.7	71	60-140	
Chloroform	ug/L	50	46.4	93	60-140	
Chloromethane	ug/L	50	51.0	102	60-140	
cis-1,2-Dichloroethene	ug/L	50	47.2	94	60-140	
cis-1,3-Dichloropropene	ug/L	50	53.0	106	60-140	
Dibromochloromethane	ug/L	50	52.1	104	60-140	
Dibromomethane	ug/L	50	50.7	101	60-140	
Dichlorodifluoromethane	ug/L	50	55.0	110	60-140	
Diisopropyl ether	ug/L	50	46.8	94	60-140	
Ethylbenzene	ug/L	50	53.3	107	60-140	
Hexachloro-1,3-butadiene	ug/L	50	56.1	112	60-140	
Isopropylbenzene (Cumene)	ug/L	50	54.1	108	60-140	
m&p-Xylene	ug/L	100	104	104	60-140	
Methyl-tert-butyl ether	ug/L	50	47.0	94	60-140	
Methylene Chloride	ug/L	50	43.0	86	60-140	
n-Butylbenzene	ug/L	50	54.1	108	60-140	
n-Propylbenzene	ug/L	50	54.3	109	60-140	
Naphthalene	ug/L	50	54.1	108	60-140	
o-Xylene	ug/L	50	52.6	105	60-140	
sec-Butylbenzene	ug/L	50	55.0	110	60-140	
Styrene	ug/L	50	54.9	110	60-140	
tert-Butylbenzene	ug/L	50	45.2	90	60-140	
Tetrachloroethene	ug/L	50	55.0	110	60-140	
Toluene	ug/L	50	50.6	101	60-140	
trans-1,2-Dichloroethene	ug/L	50	48.7	97	60-140	
trans-1,3-Dichloropropene	ug/L	50	49.1	98	60-140	
Trichloroethene	ug/L	50	53.5	107	60-140	
Trichlorofluoromethane	ug/L	50	50.2	100	60-140	
Vinyl chloride	ug/L	50	54.0	108	60-140	
1,2-Dichloroethane-d4 (S)	%			82	70-130	
4-Bromofluorobenzene (S)	%			98	70-130	
Toluene-d8 (S)	%			96	70-130	

Results presented on this page are in the units indicated by the "Units" column except where an alternate unit is presented to the right of the result.

REPORT OF LABORATORY ANALYSIS

This report shall not be reproduced, except in full,
without the written consent of Pace Analytical Services, LLC.

Pace Analytical Services, LLC
9800 Kincey Ave. Suite 100
Huntersville, NC 28078
(704)875-9092

QUALITY CONTROL DATA

Project: 2020-LI-2448
Pace Project No.: 92495069

MATRIX SPIKE & MATRIX SPIKE DUPLICATE: 2999439 2999440

Parameter	Units	92495067001 Result	MS Spike Conc.	MSD Spike Conc.	MS Result	MSD Result	MS % Rec	MSD % Rec	% Rec Limits	RPD	Qual
1,1,1,2-Tetrachloroethane	ug/L	ND	20	20	23.7	23.3	118	116	60-140	2	
1,1,1-Trichloroethane	ug/L	ND	20	20	22.7	22.7	114	113	60-140	0	
1,1,2,2-Tetrachloroethane	ug/L	ND	20	20	22.3	22.3	112	111	60-140	0	
1,1,2-Trichloroethane	ug/L	ND	20	20	22.8	22.5	114	112	60-140	1	
1,1-Dichloroethane	ug/L	ND	20	20	22.4	21.7	112	108	60-140	3	
1,1-Dichloroethene	ug/L	ND	20	20	24.2	24.3	121	122	60-140	1	
1,1-Dichloropropene	ug/L	ND	20	20	23.1	23.0	116	115	60-140	0	
1,2,3-Trichlorobenzene	ug/L	ND	20	20	20.2	21.6	101	108	60-140	7	
1,2,3-Trichloropropane	ug/L	ND	20	20	22.2	22.0	111	110	60-140	1	
1,2,4-Trichlorobenzene	ug/L	ND	20	20	21.7	22.6	108	113	60-140	4	
1,2,4-Trimethylbenzene	ug/L	ND	20	20	22.7	23.5	114	117	60-140	3	
1,2-Dibromo-3-chloropropane	ug/L	ND	20	20	20.8	21.9	104	110	60-140	5	
1,2-Dibromoethane (EDB)	ug/L	ND	20	20	23.3	23.6	117	118	60-140	1	
1,2-Dichlorobenzene	ug/L	ND	20	20	22.2	22.8	111	114	60-140	2	
1,2-Dichloroethane	ug/L	ND	20	20	18.5	18.4	92	92	60-140	0	
1,2-Dichloropropane	ug/L	ND	20	20	23.8	23.6	119	118	60-140	1	
1,3,5-Trimethylbenzene	ug/L	ND	20	20	23.3	23.8	116	119	60-140	2	
1,3-Dichlorobenzene	ug/L	ND	20	20	22.4	23.1	112	115	60-140	3	
1,3-Dichloropropane	ug/L	ND	20	20	24.2	24.1	121	121	60-140	0	
1,4-Dichlorobenzene	ug/L	ND	20	20	22.3	22.9	111	115	60-140	3	
2,2-Dichloropropane	ug/L	ND	20	20	22.7	22.3	113	111	60-140	2	
2-Chlorotoluene	ug/L	ND	20	20	23.4	24.1	117	121	60-140	3	
4-Chlorotoluene	ug/L	ND	20	20	22.2	23.0	111	115	60-140	4	
Benzene	ug/L	ND	20	20	24.1	23.0	120	115	60-140	4	
Bromobenzene	ug/L	ND	20	20	23.0	23.4	115	117	60-140	2	
Bromochloromethane	ug/L	ND	20	20	22.3	22.4	111	112	60-140	1	
Bromodichloromethane	ug/L	ND	20	20	20.5	20.6	103	103	60-140	0	
Bromoform	ug/L	ND	20	20	21.5	21.6	108	108	60-140	0	
Bromomethane	ug/L	ND	20	20	20.3	22.5	101	113	60-140	11	
Carbon tetrachloride	ug/L	ND	20	20	25.2	24.4	126	122	60-140	3	
Chlorobenzene	ug/L	ND	20	20	23.6	23.6	118	118	60-140	0	
Chloroethane	ug/L	ND	20	20	21.0	21.7	105	109	60-140	3	
Chloroform	ug/L	ND	20	20	20.6	21.2	103	106	60-140	3	
Chloromethane	ug/L	ND	20	20	22.2	22.3	111	112	60-140	1	
cis-1,2-Dichloroethene	ug/L	ND	20	20	21.6	21.5	108	107	60-140	0	
cis-1,3-Dichloropropene	ug/L	ND	20	20	24.4	23.7	122	119	60-140	3	
Dibromochloromethane	ug/L	ND	20	20	23.1	22.9	116	115	60-140	1	
Dibromomethane	ug/L	ND	20	20	23.4	23.1	117	115	60-140	2	
Dichlorodifluoromethane	ug/L	ND	20	20	25.9	25.7	130	128	60-140	1	
Diisopropyl ether	ug/L	ND	20	20	21.0	20.9	105	104	60-140	1	
Ethylbenzene	ug/L	ND	20	20	23.9	24.0	120	120	60-140	0	
Hexachloro-1,3-butadiene	ug/L	ND	20	20	24.7	26.1	124	130	60-140	5	
Isopropylbenzene (Cumene)	ug/L	ND	20	20	24.2	24.2	121	121	60-140	0	
m&p-Xylene	ug/L	ND	40	40	46.9	46.8	117	117	60-140	0	
Methyl-tert-butyl ether	ug/L	ND	20	20	21.0	20.7	105	103	60-140	2	
Methylene Chloride	ug/L	ND	20	20	19.9	20.0	99	100	60-140	1	

Results presented on this page are in the units indicated by the "Units" column except where an alternate unit is presented to the right of the result.

REPORT OF LABORATORY ANALYSIS

This report shall not be reproduced, except in full,
without the written consent of Pace Analytical Services, LLC.

Pace Analytical Services, LLC
9800 Kincey Ave. Suite 100
Huntersville, NC 28078
(704)875-9092

QUALITY CONTROL DATA

Project: 2020-LI-2448
Pace Project No.: 92495069

MATRIX SPIKE & MATRIX SPIKE DUPLICATE: 2999439 2999440

Parameter	Units	92495067001 Result	MS Spike Conc.	MSD Spike Conc.	MS Result	MSD Result	MS % Rec	MSD % Rec	% Rec Limits	RPD	Qual
n-Butylbenzene	ug/L	ND	20	20	23.1	24.1	116	120	60-140	4	
n-Propylbenzene	ug/L	ND	20	20	23.8	24.4	119	122	60-140	2	
Naphthalene	ug/L	ND	20	20	19.3	20.9	97	104	60-140	8	
o-Xylene	ug/L	ND	20	20	23.3	23.7	116	118	60-140	2	
sec-Butylbenzene	ug/L	ND	20	20	24.2	24.9	121	124	60-140	3	
Styrene	ug/L	ND	20	20	23.5	23.3	118	117	60-140	1	
tert-Butylbenzene	ug/L	ND	20	20	20.3	20.7	102	104	60-140	2	
Tetrachloroethene	ug/L	ND	20	20	25.7	25.4	129	127	60-140	1	
Toluene	ug/L	ND	20	20	23.5	23.1	117	116	60-140	1	
trans-1,2-Dichloroethene	ug/L	ND	20	20	22.4	22.7	112	113	60-140	1	
trans-1,3-Dichloropropene	ug/L	ND	20	20	22.4	21.9	112	110	60-140	2	
Trichloroethene	ug/L	ND	20	20	25.2	24.9	126	125	60-140	1	
Trichlorofluoromethane	ug/L	ND	20	20	26.0	26.4	130	132	60-140	1	
Vinyl chloride	ug/L	ND	20	20	24.8	24.9	124	124	60-140	0	
1,2-Dichloroethane-d4 (S)	%						91	89	70-130		
4-Bromofluorobenzene (S)	%						98	96	70-130		
Toluene-d8 (S)	%						99	98	70-130		

Results presented on this page are in the units indicated by the "Units" column except where an alternate unit is presented to the right of the result.

REPORT OF LABORATORY ANALYSIS

This report shall not be reproduced, except in full,
without the written consent of Pace Analytical Services, LLC.

Pace Analytical Services, LLC
9800 Kincey Ave. Suite 100
Huntersville, NC 28078
(704)875-9092

QUALITY CONTROL DATA

Project: 2020-LI-2448
Pace Project No.: 92495069

QC Batch: 566148
QC Batch Method: SM 6200B
Analysis Method: SM 6200B
Analysis Description: 6200B MSV
Laboratory: Pace Analytical Services - Charlotte

Associated Lab Samples: 92495069002

METHOD BLANK: 3000627 Matrix: Water
Associated Lab Samples: 92495069002

Parameter	Units	Blank Result	Reporting Limit	Analyzed	Qualifiers
1,1,1,2-Tetrachloroethane	ug/L	ND	0.50	09/14/20 11:51	
1,1,1-Trichloroethane	ug/L	ND	0.50	09/14/20 11:51	
1,1,2,2-Tetrachloroethane	ug/L	ND	0.50	09/14/20 11:51	
1,1,2-Trichloroethane	ug/L	ND	0.50	09/14/20 11:51	
1,1-Dichloroethane	ug/L	ND	0.50	09/14/20 11:51	
1,1-Dichloroethene	ug/L	ND	0.50	09/14/20 11:51	
1,1-Dichloropropene	ug/L	ND	0.50	09/14/20 11:51	
1,2,3-Trichlorobenzene	ug/L	ND	2.0	09/14/20 11:51	
1,2,3-Trichloropropane	ug/L	ND	0.50	09/14/20 11:51	
1,2,4-Trichlorobenzene	ug/L	ND	2.0	09/14/20 11:51	
1,2,4-Trimethylbenzene	ug/L	ND	0.50	09/14/20 11:51	
1,2-Dibromo-3-chloropropane	ug/L	ND	1.0	09/14/20 11:51	
1,2-Dibromoethane (EDB)	ug/L	ND	0.50	09/14/20 11:51	
1,2-Dichlorobenzene	ug/L	ND	0.50	09/14/20 11:51	
1,2-Dichloroethane	ug/L	ND	0.50	09/14/20 11:51	
1,2-Dichloropropane	ug/L	ND	0.50	09/14/20 11:51	
1,3,5-Trimethylbenzene	ug/L	ND	0.50	09/14/20 11:51	
1,3-Dichlorobenzene	ug/L	ND	0.50	09/14/20 11:51	
1,3-Dichloropropane	ug/L	ND	0.50	09/14/20 11:51	
1,4-Dichlorobenzene	ug/L	ND	0.50	09/14/20 11:51	
2,2-Dichloropropane	ug/L	ND	0.50	09/14/20 11:51	
2-Chlorotoluene	ug/L	ND	0.50	09/14/20 11:51	
4-Chlorotoluene	ug/L	ND	0.50	09/14/20 11:51	
Benzene	ug/L	ND	0.50	09/14/20 11:51	
Bromobenzene	ug/L	ND	0.50	09/14/20 11:51	
Bromochloromethane	ug/L	ND	0.50	09/14/20 11:51	
Bromodichloromethane	ug/L	ND	0.50	09/14/20 11:51	
Bromoform	ug/L	ND	0.50	09/14/20 11:51	
Bromomethane	ug/L	ND	5.0	09/14/20 11:51	
Carbon tetrachloride	ug/L	ND	0.50	09/14/20 11:51	
Chlorobenzene	ug/L	ND	0.50	09/14/20 11:51	
Chloroethane	ug/L	ND	1.0	09/14/20 11:51	
Chloroform	ug/L	ND	0.50	09/14/20 11:51	
Chloromethane	ug/L	ND	1.0	09/14/20 11:51	
cis-1,2-Dichloroethene	ug/L	ND	0.50	09/14/20 11:51	
cis-1,3-Dichloropropene	ug/L	ND	0.50	09/14/20 11:51	
Dibromochloromethane	ug/L	ND	0.50	09/14/20 11:51	
Dibromomethane	ug/L	ND	0.50	09/14/20 11:51	
Dichlorodifluoromethane	ug/L	ND	0.50	09/14/20 11:51	
Diisopropyl ether	ug/L	ND	0.50	09/14/20 11:51	

Results presented on this page are in the units indicated by the "Units" column except where an alternate unit is presented to the right of the result.

REPORT OF LABORATORY ANALYSIS

This report shall not be reproduced, except in full,
without the written consent of Pace Analytical Services, LLC.

Pace Analytical Services, LLC
9800 Kincey Ave. Suite 100
Huntersville, NC 28078
(704)875-9092

QUALITY CONTROL DATA

Project: 2020-LI-2448
Pace Project No.: 92495069

METHOD BLANK: 3000627 Matrix: Water
Associated Lab Samples: 92495069002

Parameter	Units	Blank Result	Reporting Limit	Analyzed	Qualifiers
Ethylbenzene	ug/L	ND	0.50	09/14/20 11:51	
Hexachloro-1,3-butadiene	ug/L	ND	2.0	09/14/20 11:51	
Isopropylbenzene (Cumene)	ug/L	ND	0.50	09/14/20 11:51	
m&p-Xylene	ug/L	ND	1.0	09/14/20 11:51	
Methyl-tert-butyl ether	ug/L	ND	0.50	09/14/20 11:51	
Methylene Chloride	ug/L	ND	2.0	09/14/20 11:51	
n-Butylbenzene	ug/L	ND	0.50	09/14/20 11:51	
n-Propylbenzene	ug/L	ND	0.50	09/14/20 11:51	
Naphthalene	ug/L	ND	2.0	09/14/20 11:51	
o-Xylene	ug/L	ND	0.50	09/14/20 11:51	
sec-Butylbenzene	ug/L	ND	0.50	09/14/20 11:51	
Styrene	ug/L	ND	0.50	09/14/20 11:51	
tert-Butylbenzene	ug/L	ND	0.50	09/14/20 11:51	
Tetrachloroethene	ug/L	ND	0.50	09/14/20 11:51	
Toluene	ug/L	ND	0.50	09/14/20 11:51	
trans-1,2-Dichloroethene	ug/L	ND	0.50	09/14/20 11:51	
trans-1,3-Dichloropropene	ug/L	ND	0.50	09/14/20 11:51	
Trichloroethene	ug/L	ND	0.50	09/14/20 11:51	
Trichlorofluoromethane	ug/L	ND	1.0	09/14/20 11:51	
Vinyl chloride	ug/L	ND	1.0	09/14/20 11:51	
1,2-Dichloroethane-d4 (S)	%	90	70-130	09/14/20 11:51	
4-Bromofluorobenzene (S)	%	95	70-130	09/14/20 11:51	
Toluene-d8 (S)	%	99	70-130	09/14/20 11:51	

LABORATORY CONTROL SAMPLE: 3000628

Parameter	Units	Spike Conc.	LCS Result	LCS % Rec	% Rec Limits	Qualifiers
1,1,1,2-Tetrachloroethane	ug/L	50	50.8	102	60-140	
1,1,1-Trichloroethane	ug/L	50	45.3	91	60-140	
1,1,2,2-Tetrachloroethane	ug/L	50	52.5	105	60-140	
1,1,2-Trichloroethane	ug/L	50	48.8	98	60-140	
1,1-Dichloroethane	ug/L	50	45.4	91	60-140	
1,1-Dichloroethene	ug/L	50	45.5	91	60-140	
1,1-Dichloropropene	ug/L	50	46.0	92	60-140	
1,2,3-Trichlorobenzene	ug/L	50	54.7	109	60-140	
1,2,3-Trichloropropane	ug/L	50	51.7	103	60-140	
1,2,4-Trichlorobenzene	ug/L	50	56.0	112	60-140	
1,2,4-Trimethylbenzene	ug/L	50	50.4	101	60-140	
1,2-Dibromo-3-chloropropane	ug/L	50	55.3	111	60-140	
1,2-Dibromoethane (EDB)	ug/L	50	53.1	106	60-140	
1,2-Dichlorobenzene	ug/L	50	52.0	104	60-140	
1,2-Dichloroethane	ug/L	50	38.7	77	60-140	
1,2-Dichloropropane	ug/L	50	50.0	100	60-140	
1,3,5-Trimethylbenzene	ug/L	50	50.3	101	60-140	

Results presented on this page are in the units indicated by the "Units" column except where an alternate unit is presented to the right of the result.

REPORT OF LABORATORY ANALYSIS

This report shall not be reproduced, except in full,
without the written consent of Pace Analytical Services, LLC.

Pace Analytical Services, LLC
9800 Kincey Ave. Suite 100
Huntersville, NC 28078
(704)875-9092

QUALITY CONTROL DATA

Project: 2020-LI-2448
Pace Project No.: 92495069

LABORATORY CONTROL SAMPLE: 3000628

Parameter	Units	Spike Conc.	LCS Result	LCS % Rec	% Rec Limits	Qualifiers
1,3-Dichlorobenzene	ug/L	50	51.9	104	60-140	
1,3-Dichloropropane	ug/L	50	52.6	105	60-140	
1,4-Dichlorobenzene	ug/L	50	51.9	104	60-140	
2,2-Dichloropropane	ug/L	50	44.9	90	60-140	
2-Chlorotoluene	ug/L	50	51.7	103	60-140	
4-Chlorotoluene	ug/L	50	49.8	100	60-140	
Benzene	ug/L	50	48.6	97	60-140	
Bromobenzene	ug/L	50	50.4	101	60-140	
Bromochloromethane	ug/L	50	47.2	94	60-140	
Bromodichloromethane	ug/L	50	44.1	88	60-140	
Bromoform	ug/L	50	51.8	104	60-140	
Bromomethane	ug/L	50	45.3	91	60-140	
Carbon tetrachloride	ug/L	50	48.5	97	60-140	
Chlorobenzene	ug/L	50	51.0	102	60-140	
Chloroethane	ug/L	50	30.8	62	60-140	
Chloroform	ug/L	50	41.9	84	60-140	
Chloromethane	ug/L	50	46.4	93	60-140	
cis-1,2-Dichloroethene	ug/L	50	44.4	89	60-140	
cis-1,3-Dichloropropene	ug/L	50	51.7	103	60-140	
Dibromochloromethane	ug/L	50	52.1	104	60-140	
Dibromomethane	ug/L	50	49.0	98	60-140	
Dichlorodifluoromethane	ug/L	50	48.7	97	60-140	
Diisopropyl ether	ug/L	50	45.8	92	60-140	
Ethylbenzene	ug/L	50	50.1	100	60-140	
Hexachloro-1,3-butadiene	ug/L	50	55.9	112	60-140	
Isopropylbenzene (Cumene)	ug/L	50	51.4	103	60-140	
m&p-Xylene	ug/L	100	98.9	99	60-140	
Methyl-tert-butyl ether	ug/L	50	44.5	89	60-140	
Methylene Chloride	ug/L	50	40.8	82	60-140	
n-Butylbenzene	ug/L	50	51.7	103	60-140	
n-Propylbenzene	ug/L	50	51.0	102	60-140	
Naphthalene	ug/L	50	56.4	113	60-140	
o-Xylene	ug/L	50	50.4	101	60-140	
sec-Butylbenzene	ug/L	50	51.6	103	60-140	
Styrene	ug/L	50	52.4	105	60-140	
tert-Butylbenzene	ug/L	50	42.9	86	60-140	
Tetrachloroethene	ug/L	50	52.2	104	60-140	
Toluene	ug/L	50	47.5	95	60-140	
trans-1,2-Dichloroethene	ug/L	50	44.3	89	60-140	
trans-1,3-Dichloropropene	ug/L	50	48.5	97	60-140	
Trichloroethene	ug/L	50	50.8	102	60-140	
Trichlorofluoromethane	ug/L	50	44.4	89	60-140	
Vinyl chloride	ug/L	50	49.2	98	60-140	
1,2-Dichloroethane-d4 (S)	%			81	70-130	
4-Bromofluorobenzene (S)	%			98	70-130	
Toluene-d8 (S)	%			98	70-130	

Results presented on this page are in the units indicated by the "Units" column except where an alternate unit is presented to the right of the result.

REPORT OF LABORATORY ANALYSIS

This report shall not be reproduced, except in full,
without the written consent of Pace Analytical Services, LLC.

Pace Analytical Services, LLC
9800 Kincey Ave. Suite 100
Huntersville, NC 28078
(704)875-9092

QUALITY CONTROL DATA

Project: 2020-LI-2448
Pace Project No.: 92495069

MATRIX SPIKE & MATRIX SPIKE DUPLICATE: 3000629 3000630

Parameter	Units	92493977001 Result	MS Spike Conc.	MSD Spike Conc.	MS Result	MSD Result	MS % Rec	MSD % Rec	% Rec Limits	RPD	Qual
1,1,1,2-Tetrachloroethane	ug/L	ND	20	20	17.5	16.2	88	81	60-140	8	
1,1,1-Trichloroethane	ug/L	ND	20	20	17.0	15.7	85	78	60-140	8	
1,1,2,2-Tetrachloroethane	ug/L	ND	20	20	17.1	16.2	86	81	60-140	6	
1,1,2-Trichloroethane	ug/L	ND	20	20	17.0	15.7	85	79	60-140	8	
1,1-Dichloroethane	ug/L	ND	20	20	17.2	15.5	86	77	60-140	10	
1,1-Dichloroethene	ug/L	ND	20	20	18.5	16.9	92	85	60-140	9	
1,1-Dichloropropene	ug/L	ND	20	20	17.6	16.0	88	80	60-140	10	
1,2,3-Trichlorobenzene	ug/L	ND	20	20	15.6	15.4	78	77	60-140	1	
1,2,3-Trichloropropane	ug/L	ND	20	20	16.6	16.0	83	80	60-140	4	
1,2,4-Trichlorobenzene	ug/L	ND	20	20	16.6	15.8	83	79	60-140	5	
1,2,4-Trimethylbenzene	ug/L	ND	20	20	17.2	16.0	86	80	60-140	7	
1,2-Dibromo-3-chloropropane	ug/L	ND	20	20	16.5	16.1	82	80	60-140	3	
1,2-Dibromoethane (EDB)	ug/L	ND	20	20	17.8	15.9	89	79	60-140	11	
1,2-Dichlorobenzene	ug/L	ND	20	20	16.7	15.6	83	78	60-140	7	
1,2-Dichloroethane	ug/L	ND	20	20	14.9	13.6	74	68	60-140	9	
1,2-Dichloropropane	ug/L	ND	20	20	17.5	16.1	88	81	60-140	8	
1,3,5-Trimethylbenzene	ug/L	ND	20	20	17.6	16.3	88	81	60-140	8	
1,3-Dichlorobenzene	ug/L	ND	20	20	17.0	15.8	85	79	60-140	7	
1,3-Dichloropropane	ug/L	ND	20	20	18.5	16.8	92	84	60-140	9	
1,4-Dichlorobenzene	ug/L	ND	20	20	16.7	15.5	84	78	60-140	7	
2,2-Dichloropropane	ug/L	ND	20	20	17.1	15.5	86	78	60-140	10	
2-Chlorotoluene	ug/L	ND	20	20	17.6	16.4	88	82	60-140	7	
4-Chlorotoluene	ug/L	ND	20	20	16.6	15.5	83	78	60-140	6	
Benzene	ug/L	ND	20	20	17.4	16.5	87	83	60-140	5	
Bromobenzene	ug/L	ND	20	20	17.3	16.1	87	80	60-140	8	
Bromochloromethane	ug/L	ND	20	20	17.1	15.6	86	78	60-140	9	
Bromodichloromethane	ug/L	ND	20	20	15.1	14.3	76	71	60-140	6	
Bromoform	ug/L	ND	20	20	16.3	15.5	82	77	60-140	5	
Bromomethane	ug/L	ND	20	20	18.7	17.6	93	88	60-140	6	
Carbon tetrachloride	ug/L	ND	20	20	18.0	17.0	90	85	60-140	6	
Chlorobenzene	ug/L	ND	20	20	17.9	16.7	89	83	60-140	7	
Chloroethane	ug/L	ND	20	20	15.7	14.5	79	73	60-140	8	
Chloroform	ug/L	ND	20	20	15.8	14.9	79	75	60-140	6	
Chloromethane	ug/L	ND	20	20	17.9	16.7	89	84	60-140	7	
cis-1,2-Dichloroethene	ug/L	ND	20	20	16.8	14.9	84	74	60-140	12	
cis-1,3-Dichloropropene	ug/L	ND	20	20	17.9	16.7	89	84	60-140	7	
Dibromochloromethane	ug/L	ND	20	20	17.3	15.7	86	78	60-140	10	
Dibromomethane	ug/L	ND	20	20	17.1	16.1	86	81	60-140	6	
Dichlorodifluoromethane	ug/L	ND	20	20	18.9	17.1	95	86	60-140	10	
Diisopropyl ether	ug/L	ND	20	20	16.2	14.5	81	73	60-140	11	
Ethylbenzene	ug/L	ND	20	20	18.0	16.7	90	83	60-140	8	
Hexachloro-1,3-butadiene	ug/L	ND	20	20	19.1	18.1	95	91	60-140	5	
Isopropylbenzene (Cumene)	ug/L	ND	20	20	18.4	16.8	92	84	60-140	9	
m&p-Xylene	ug/L	ND	40	40	35.2	32.6	88	81	60-140	8	
Methyl-tert-butyl ether	ug/L	ND	20	20	15.8	14.6	79	73	60-140	8	
Methylene Chloride	ug/L	ND	20	20	16.4	14.8	82	74	60-140	10	

Results presented on this page are in the units indicated by the "Units" column except where an alternate unit is presented to the right of the result.

REPORT OF LABORATORY ANALYSIS

This report shall not be reproduced, except in full,
without the written consent of Pace Analytical Services, LLC.

Pace Analytical Services, LLC
9800 Kincey Ave. Suite 100
Huntersville, NC 28078
(704)875-9092

QUALITY CONTROL DATA

Project: 2020-LI-2448
Pace Project No.: 92495069

MATRIX SPIKE & MATRIX SPIKE DUPLICATE: 3000629 3000630

Parameter	Units	92493977001 Result	MS Spike Conc.	MSD Spike Conc.	MS Result	MSD Result	MS % Rec	MSD % Rec	% Rec Limits	RPD	Qual
n-Butylbenzene	ug/L	ND	20	20	17.7	16.5	89	82	60-140	7	
n-Propylbenzene	ug/L	ND	20	20	18.0	16.6	90	83	60-140	8	
Naphthalene	ug/L	ND	20	20	14.8	15.2	74	76	60-140	2	
o-Xylene	ug/L	ND	20	20	17.6	16.3	88	82	60-140	7	
sec-Butylbenzene	ug/L	ND	20	20	18.4	17.0	92	85	60-140	8	
Styrene	ug/L	ND	20	20	17.6	16.3	88	82	60-140	8	
tert-Butylbenzene	ug/L	ND	20	20	15.3	14.2	77	71	60-140	8	
Tetrachloroethene	ug/L	ND	20	20	19.0	17.1	95	85	60-140	11	
Toluene	ug/L	ND	20	20	17.0	16.2	85	81	60-140	5	
trans-1,2-Dichloroethene	ug/L	ND	20	20	17.5	16.0	87	80	60-140	9	
trans-1,3-Dichloropropene	ug/L	ND	20	20	16.4	15.4	82	77	60-140	6	
Trichloroethene	ug/L	ND	20	20	18.3	17.5	92	87	60-140	5	
Trichlorofluoromethane	ug/L	ND	20	20	20.1	18.6	101	93	60-140	8	
Vinyl chloride	ug/L	ND	20	20	19.1	17.4	95	87	60-140	9	
1,2-Dichloroethane-d4 (S)	%						93	92	70-130		
4-Bromofluorobenzene (S)	%						98	97	70-130		
Toluene-d8 (S)	%						96	99	70-130		

Results presented on this page are in the units indicated by the "Units" column except where an alternate unit is presented to the right of the result.

REPORT OF LABORATORY ANALYSIS

This report shall not be reproduced, except in full,
without the written consent of Pace Analytical Services, LLC.

Pace Analytical Services, LLC
9800 Kincey Ave. Suite 100
Huntersville, NC 28078
(704)875-9092

QUALIFIERS

Project: 2020-LI-2448
Pace Project No.: 92495069

DEFINITIONS

DF - Dilution Factor, if reported, represents the factor applied to the reported data due to dilution of the sample aliquot.

ND - Not Detected at or above adjusted reporting limit.

TNTC - Too Numerous To Count

J - Estimated concentration above the adjusted method detection limit and below the adjusted reporting limit.

MDL - Adjusted Method Detection Limit.

PQL - Practical Quantitation Limit.

RL - Reporting Limit - The lowest concentration value that meets project requirements for quantitative data with known precision and bias for a specific analyte in a specific matrix.

S - Surrogate

1,2-Diphenylhydrazine decomposes to and cannot be separated from Azobenzene using Method 8270. The result for each analyte is a combined concentration.

Consistent with EPA guidelines, unrounded data are displayed and have been used to calculate % recovery and RPD values.

LCS(D) - Laboratory Control Sample (Duplicate)

MS(D) - Matrix Spike (Duplicate)

DUP - Sample Duplicate

RPD - Relative Percent Difference

NC - Not Calculable.

SG - Silica Gel - Clean-Up

U - Indicates the compound was analyzed for, but not detected.

Acid preservation may not be appropriate for 2 Chloroethylvinyl ether.

A separate vial preserved to a pH of 4-5 is recommended in SW846 Chapter 4 for the analysis of Acrolein and Acrylonitrile by EPA Method 8260.

N-Nitrosodiphenylamine decomposes and cannot be separated from Diphenylamine using Method 8270. The result reported for each analyte is a combined concentration.

Pace Analytical is TNI accredited. Contact your Pace PM for the current list of accredited analytes.

TNI - The NELAC Institute.

This report shall not be reproduced, except in full,
without the written consent of Pace Analytical Services, LLC.

Pace Analytical Services, LLC
9800 Kincey Ave. Suite 100
Huntersville, NC 28078
(704)875-9092

QUALITY CONTROL DATA CROSS REFERENCE TABLE

Project: 2020-LI-2448
Pace Project No.: 92495069

Lab ID	Sample ID	QC Batch Method	QC Batch	Analytical Method	Analytical Batch
92495069001	**FD-091020**	MADEPV	1541991	MADEP VPH	1541991
92495069002	**FIELD_BLANK**	MADEPV	1541991	MADEP VPH	1541991
92495069001	**FD-091020**	EPA 3010A	566001	EPA 6010D	566017
92495069002	**FIELD_BLANK**	EPA 3010A	566001	EPA 6010D	566017
92495069001	**FD-091020**	SM 6200B	565946		
92495069002	**FIELD_BLANK**	SM 6200B	566148		
92495069003	**TRIP_BLANK**	SM 6200B	565946		

This report shall not be reproduced, except in full,
without the written consent of Pace Analytical Services, LLC.

CHAIN-OF-CUSTODY Analytical Request Document

Pace Analytical

Chain-of-Custody is a LEGAL DOCUMENT - Complete all relevent fields

WO# : 92495069

92495069

Company: Apex Companies	Billing Information:
Address:	
Report To: Andrew Sheets	Email To: Asheets / Emily Little
Copy To:	Site Collection Info/Address:
Customer Project Name/Number: 2020-LI-2448	State: NC / County/City: Hendersonville Time Zone Collected: [ ] PT [ ] MT [ ] CT [✓] ET
Phone: Email:	Site/Facility ID #: Compliance Monitoring? [ ] Yes [ ] No
Collected By (print): Madelyn Faulk	Purchase Order #: Quote #: DW PWS ID #: DW Location Code:
Collected By (signature):	Turnaround Date Required: ASAP Immediately Packed on Ice: [✓] Yes [ ] No
Sample Disposal: [ ] Dispose as appropriate [ ] Return [ ] Archive: [ ] Hold:	Rush: [✓] Same Day [ ] Next Day [ ] 2 Day [ ] 3 Day [ ] 4 Day [ ] 5 Day (Expedite Charges Apply) Field Filtered (if applicable): [ ] Yes [ ] No Analysis:

* Matrix Codes (Insert in Matrix box below): Drinking Water (DW), Ground Water (GW), Wastewater (WW), Product (P), Soil/Solid (SL), Oil (OL), Wipe (WP), Air (AR), Tissue (TS), Bioassay (B), Vapor (V), Other (OT)

Customer Sample ID	Matrix *	Comp / Grab	Collected (or Composite Start) Date	Collected (or Composite Start) Time	Composite End Date	Composite End Time	Res Cl	# of Ctns	SM 6200B VOCs	Lead	MADEP VPH
FD-09102020	DW	G	09/10	1520				8	X	X	X
Field Blank			09/10	1800				8	X	X	X
Trip Blank								2	X		

Customer Remarks / Special Conditions / Possible Hazards:

Type of Ice Used: Wet Blue Dry None

Packing Material Used:

Radchem sample(s) screened (<500 cpm): Y N NA

SHORT HOLDS PRESENT (<72 hours): Y N N/A

Lab Tracking #: 2539274

Samples received via: FEDEX UPS Client Courier Pace Courier

Lab Sample Temperature Info:
Temp Blank Received: Y N NA
Therm ID#: 52781
Cooler 1 Temp Upon Receipt: 3.2 oC
Cooler 1 Therm Corr. Factor: 0.0 oC
Cooler 1 Corrected Temp: 3.2 oC
Comments:

Trip Blank Received: Y N NA
HCL MeOH TSP Other

Non Conformance(s): YES / NO

Page: _____ of: _____

Relinquished by/Company: (Signature)	Date/Time:	Received by/Company: (Signature)	Date/Time:
Apex	09/11/20 0715		9-11-20 700
	9-11-20 1342		9/11/20 1342

MTJL LAB USE ONLY
Table #:
Acctnum:
Template:
Prelogin:
PM:
PB:

** Preservative Types: (1) nitric acid, (2) sulfuric acid, (3) hydrochloric acid, (4) sodium hydroxide, (5) zinc acetate, (6) methanol, (7) sodium bisulfate, (8) sodium thiosulfate, (9) hexane, (A) ascorbic acid, (B) ammonium sulfate, (C) ammonium hydroxide, (D) TSP, (U) Unpreserved, (O) Other _____

Analyses

Lab Profile/Line:

Lab Sample Receipt Checklist:

Custody Seals Present/Intact	Y	N	NA
Custody Signatures Present	Y	N	NA
Collector Signature Present	Y	N	NA
Bottles Intact	Y	N	NA
Correct Bottles	Y	N	NA
Sufficient Volume	Y	N	NA
Samples Received on Ice	Y	N	NA
VOA - Headspace Acceptable	Y	N	NA
USDA Regulated Soils	Y	N	NA
Samples in Holding Time	Y	N	NA
Residual Chlorine Present	Y	N	NA
Cl Strips:			
Sample pH Acceptable	Y	N	NA
pH Strips:			
Sulfide Present	Y	N	NA
Lead Acetate Strips:			

LAB USE ONLY:
Lab Sample # / Comments:
92495069
001
002
003

Pace Analytical Services, LLC
9800 Kincey Ave. Suite 100
Huntersville, NC 28078
(704)875-9092

September 16, 2020

Andrew Street
Apex Companies - NC
5900 Northwoods Business Pkwy
Suite 5900-0
Charlotte, NC 28269

RE: Project: 2020-LI-2448
Pace Project No.: 92495187

Dear Andrew Street:

Enclosed are the analytical results for sample(s) received by the laboratory on September 11, 2020. The results relate only to the samples included in this report. Results reported herein conform to the applicable TNI/NELAC Standards and the laboratory's Quality Manual, where applicable, unless otherwise noted in the body of the report.

The test results provided in this final report were generated by each of the following laboratories within the Pace Network:

- Pace National - Mt. Juliet
- Pace Analytical Services - Asheville
- Pace Analytical Services - Charlotte

If you have any questions concerning this report, please feel free to contact me.

Sincerely,

Angela M. Baioni

Angela Baioni
angela.baioni@pacelabs.com
(704)875-9092
Project Manager

Enclosures

cc: J Culbreath, Colonial Pipeline Company
Robert Hughes, Colonial Pipeline
Margaret King, APEX Companies, LLC
Emily Little, Apex Companies
Jeff Morrison, Colonial Pipeline Company
Tom Naumann, APEX Companies - NC
Joe Nicolette, Montrose-EPS
Christopher Schultz, Apex Companies
J Tate, Colonial Pipeline Company
Alex Testoff, Montrose-EPS
Michael Verdon, Colonial Pipeline Company
JM Wyatt, Colonial Pipeline Company

REPORT OF LABORATORY ANALYSIS

This report shall not be reproduced, except in full,
without the written consent of Pace Analytical Services, LLC.

Pace Analytical Services, LLC
9800 Kincey Ave. Suite 100
Huntersville, NC 28078
(704)875-9092

CERTIFICATIONS

Project: 2020-LI-2448
Pace Project No.: 92495187

Pace Analytical Services National
12065 Lebanon Road, Mt. Juliet, TN 37122
Alabama Certification #: 40660
Alaska Certification 17-026
Arizona Certification #: AZ0612
Arkansas Certification #: 88-0469
California Certification #: 2932
Canada Certification #: 1461.01
Colorado Certification #: TN00003
Connecticut Certification #: PH-0197
DOD Certification: #1461.01
EPA# TN00003
Florida Certification #: E87487
Georgia DW Certification #: 923
Georgia Certification: NELAP
Idaho Certification #: TN00003
Illinois Certification #: 200008
Indiana Certification #: C-TN-01
Iowa Certification #: 364
Kansas Certification #: E-10277
Kentucky UST Certification #: 16
Kentucky Certification #: 90010
Louisiana Certification #: AI30792
Louisiana DW Certification #: LA180010
Maine Certification #: TN0002
Maryland Certification #: 324
Massachusetts Certification #: M-TN003
Michigan Certification #: 9958
Minnesota Certification #: 047-999-395
Mississippi Certification #: TN00003
Missouri Certification #: 340
Montana Certification #: CERT0086
Nebraska Certification #: NE-OS-15-05
Nevada Certification #: TN-03-2002-34
New Hampshire Certification #: 2975
New Jersey Certification #: TN002
New Mexico DW Certification
New York Certification #: 11742
North Carolina Aquatic Toxicity Certification #: 41
North Carolina Drinking Water Certification #: 21704
North Carolina Environmental Certificate #: 375
North Dakota Certification #: R-140
Ohio VAP Certification #: CL0069
Oklahoma Certification #: 9915
Oregon Certification #: TN200002
Pennsylvania Certification #: 68-02979
Rhode Island Certification #: LAO00356
South Carolina Certification #: 84004
South Dakota Certification
Tennessee DW/Chem/Micro Certification #: 2006
Texas Certification #: T 104704245-17-14
Texas Mold Certification #: LAB0152
USDA Soil Permit #: P330-15-00234
Utah Certification #: TN00003
Virginia Certification #: VT2006
Vermont Dept. of Health: ID# VT-2006
Virginia Certification #: 460132
Washington Certification #: C847
West Virginia Certification #: 233
Wisconsin Certification #: 9980939910
Wyoming UST Certification #: via A2LA 2926.01
A2LA-ISO 17025 Certification #: 1461.01
A2LA-ISO 17025 Certification #: 1461.02
AIHA-LAP/LLC EMLAP Certification #:100789

Pace Analytical Services Charlotte
9800 Kincey Ave. Ste 100, Huntersville, NC 28078
Louisiana/NELAP Certification # LA170028
North Carolina Drinking Water Certification #: 37706
North Carolina Field Services Certification #: 5342
North Carolina Wastewater Certification #: 12
South Carolina Certification #: 99006001
Florida/NELAP Certification #: E87627
Kentucky UST Certification #: 84
Virginia/VELAP Certification #: 460221

Pace Analytical Services Asheville
2225 Riverside Drive, Asheville, NC 28804
Florida/NELAP Certification #: E87648
Massachusetts Certification #: M-NC030
North Carolina Drinking Water Certification #: 37712
North Carolina Wastewater Certification #: 40
South Carolina Certification #: 99030001
Virginia/VELAP Certification #: 460222

REPORT OF LABORATORY ANALYSIS

This report shall not be reproduced, except in full,
without the written consent of Pace Analytical Services, LLC.

Pace Analytical Services, LLC
9800 Kincey Ave. Suite 100
Huntersville, NC 28078
(704)875-9092

SAMPLE ANALYTE COUNT

Project: 2020-LI-2448
Pace Project No.: 92495187

Lab ID	Sample ID	Method	Analysts	Analytes Reported	Laboratory
92495187001	**14226_HC_RD**	MADEP VPH	BMB	6	PAN
		EPA 6010D	DS	1	PASI-A
		SM 6200B	NSCQ	63	PASI-C

PAN = Pace National - Mt. Juliet
PASI-A = Pace Analytical Services - Asheville
PASI-C = Pace Analytical Services - Charlotte

This report shall not be reproduced, except in full,
without the written consent of Pace Analytical Services, LLC.

Pace Analytical Services, LLC
9800 Kincey Ave. Suite 100
Huntersville, NC 28078
(704)875-9092

ANALYTICAL RESULTS

Project: 2020-LI-2448
Pace Project No.: 92495187

Sample: 14226_HC_RD **Lab ID: 92495187001** Collected: 09/11/20 12:12 Received: 09/11/20 18:15 Matrix: Water

Parameters	Results	Units	Report Limit	DF	Prepared	Analyzed	CAS No.	Qual
MADEPV	Analytical Method: MADEP VPH Preparation Method: MADEPV Pace National - Mt. Juliet							
Aliphatic (C05-C08)	ND	ug/L	100	1	09/15/20 15:26	09/15/20 15:26		
Aliphatic (C09-C12)	ND	ug/L	100	1	09/15/20 15:26	09/15/20 15:26		
Aromatic (C09-C10),Unadjusted	ND	ug/L	100	1	09/15/20 15:26	09/15/20 15:26	TPHC9C10A	
Total VPH	ND	ug/L	100	1	09/15/20 15:26	09/15/20 15:26	VPH	
Surrogates								
2,5-Dibromotoluene (FID)	91.2	%	70.0-130	1	09/15/20 15:26	09/15/20 15:26	615-59-8FID	
2,5-Dibromotoluene (PID)	83.1	%	70.0-130	1	09/15/20 15:26	09/15/20 15:26	615-59-8PID	
6010 MET ICP	Analytical Method: EPA 6010D Preparation Method: EPA 3010A Pace Analytical Services - Asheville							
Lead	ND	ug/L	5.0	1	09/12/20 01:48	09/12/20 17:19	7439-92-1	
6200B MSV	Analytical Method: SM 6200B Pace Analytical Services - Charlotte							
Benzene	ND	ug/L	0.50	1		09/12/20 13:21	71-43-2	
Bromobenzene	ND	ug/L	0.50	1		09/12/20 13:21	108-86-1	
Bromochloromethane	ND	ug/L	0.50	1		09/12/20 13:21	74-97-5	
Bromodichloromethane	ND	ug/L	0.50	1		09/12/20 13:21	75-27-4	
Bromoform	ND	ug/L	0.50	1		09/12/20 13:21	75-25-2	
Bromomethane	ND	ug/L	5.0	1		09/12/20 13:21	74-83-9	
n-Butylbenzene	ND	ug/L	0.50	1		09/12/20 13:21	104-51-8	
sec-Butylbenzene	ND	ug/L	0.50	1		09/12/20 13:21	135-98-8	
tert-Butylbenzene	ND	ug/L	0.50	1		09/12/20 13:21	98-06-6	
Carbon tetrachloride	ND	ug/L	0.50	1		09/12/20 13:21	56-23-5	
Chlorobenzene	ND	ug/L	0.50	1		09/12/20 13:21	108-90-7	
Chloroethane	ND	ug/L	1.0	1		09/12/20 13:21	75-00-3	
Chloroform	ND	ug/L	0.50	1		09/12/20 13:21	67-66-3	
Chloromethane	ND	ug/L	1.0	1		09/12/20 13:21	74-87-3	
2-Chlorotoluene	ND	ug/L	0.50	1		09/12/20 13:21	95-49-8	
4-Chlorotoluene	ND	ug/L	0.50	1		09/12/20 13:21	106-43-4	
1,2-Dibromo-3-chloropropane	ND	ug/L	1.0	1		09/12/20 13:21	96-12-8	
Dibromochloromethane	ND	ug/L	0.50	1		09/12/20 13:21	124-48-1	
1,2-Dibromoethane (EDB)	ND	ug/L	0.50	1		09/12/20 13:21	106-93-4	
Dibromomethane	ND	ug/L	0.50	1		09/12/20 13:21	74-95-3	
1,2-Dichlorobenzene	ND	ug/L	0.50	1		09/12/20 13:21	95-50-1	
1,3-Dichlorobenzene	ND	ug/L	0.50	1		09/12/20 13:21	541-73-1	
1,4-Dichlorobenzene	ND	ug/L	0.50	1		09/12/20 13:21	106-46-7	
Dichlorodifluoromethane	ND	ug/L	0.50	1		09/12/20 13:21	75-71-8	
1,1-Dichloroethane	ND	ug/L	0.50	1		09/12/20 13:21	75-34-3	
1,2-Dichloroethane	ND	ug/L	0.50	1		09/12/20 13:21	107-06-2	
1,1-Dichloroethene	ND	ug/L	0.50	1		09/12/20 13:21	75-35-4	
cis-1,2-Dichloroethene	ND	ug/L	0.50	1		09/12/20 13:21	156-59-2	
trans-1,2-Dichloroethene	ND	ug/L	0.50	1		09/12/20 13:21	156-60-5	
1,2-Dichloropropane	ND	ug/L	0.50	1		09/12/20 13:21	78-87-5	
1,3-Dichloropropane	ND	ug/L	0.50	1		09/12/20 13:21	142-28-9	
2,2-Dichloropropane	ND	ug/L	0.50	1		09/12/20 13:21	594-20-7	

REPORT OF LABORATORY ANALYSIS

This report shall not be reproduced, except in full,
without the written consent of Pace Analytical Services, LLC.

Pace Analytical Services, LLC
9800 Kincey Ave. Suite 100
Huntersville, NC 28078
(704)875-9092

ANALYTICAL RESULTS

Project: 2020-LI-2448
Pace Project No.: 92495187

Sample: 14226_HC_RD **Lab ID: 92495187001** Collected: 09/11/20 12:12 Received: 09/11/20 18:15 Matrix: Water

Parameters	Results	Units	Report Limit	DF	Prepared	Analyzed	CAS No.	Qual
6200B MSV	Analytical Method: SM 6200B Pace Analytical Services - Charlotte							
1,1-Dichloropropene	ND	ug/L	0.50	1		09/12/20 13:21	563-58-6	
cis-1,3-Dichloropropene	ND	ug/L	0.50	1		09/12/20 13:21	10061-01-5	
trans-1,3-Dichloropropene	ND	ug/L	0.50	1		09/12/20 13:21	10061-02-6	
Diisopropyl ether	ND	ug/L	0.50	1		09/12/20 13:21	108-20-3	
Ethylbenzene	ND	ug/L	0.50	1		09/12/20 13:21	100-41-4	
Hexachloro-1,3-butadiene	ND	ug/L	2.0	1		09/12/20 13:21	87-68-3	
Isopropylbenzene (Cumene)	ND	ug/L	0.50	1		09/12/20 13:21	98-82-8	
Methylene Chloride	ND	ug/L	2.0	1		09/12/20 13:21	75-09-2	
Methyl-tert-butyl ether	ND	ug/L	0.50	1		09/12/20 13:21	1634-04-4	
Naphthalene	ND	ug/L	2.0	1		09/12/20 13:21	91-20-3	
n-Propylbenzene	ND	ug/L	0.50	1		09/12/20 13:21	103-65-1	
Styrene	ND	ug/L	0.50	1		09/12/20 13:21	100-42-5	
1,1,1,2-Tetrachloroethane	ND	ug/L	0.50	1		09/12/20 13:21	630-20-6	
1,1,2,2-Tetrachloroethane	ND	ug/L	0.50	1		09/12/20 13:21	79-34-5	
Tetrachloroethene	ND	ug/L	0.50	1		09/12/20 13:21	127-18-4	
Toluene	ND	ug/L	0.50	1		09/12/20 13:21	108-88-3	
1,2,3-Trichlorobenzene	ND	ug/L	2.0	1		09/12/20 13:21	87-61-6	
1,2,4-Trichlorobenzene	ND	ug/L	2.0	1		09/12/20 13:21	120-82-1	
1,1,1-Trichloroethane	ND	ug/L	0.50	1		09/12/20 13:21	71-55-6	
1,1,2-Trichloroethane	ND	ug/L	0.50	1		09/12/20 13:21	79-00-5	
Trichloroethene	ND	ug/L	0.50	1		09/12/20 13:21	79-01-6	
Trichlorofluoromethane	ND	ug/L	1.0	1		09/12/20 13:21	75-69-4	
1,2,3-Trichloropropane	ND	ug/L	0.50	1		09/12/20 13:21	96-18-4	
1,2,4-Trimethylbenzene	ND	ug/L	0.50	1		09/12/20 13:21	95-63-6	
1,3,5-Trimethylbenzene	ND	ug/L	0.50	1		09/12/20 13:21	108-67-8	
Vinyl chloride	ND	ug/L	1.0	1		09/12/20 13:21	75-01-4	
m&p-Xylene	ND	ug/L	1.0	1		09/12/20 13:21	179601-23-1	
o-Xylene	ND	ug/L	0.50	1		09/12/20 13:21	95-47-6	
Surrogates								
1,2-Dichloroethane-d4 (S)	91	%	70-130	1		09/12/20 13:21	17060-07-0	
4-Bromofluorobenzene (S)	95	%	70-130	1		09/12/20 13:21	460-00-4	
Toluene-d8 (S)	100	%	70-130	1		09/12/20 13:21	2037-26-5	

REPORT OF LABORATORY ANALYSIS

This report shall not be reproduced, except in full,
without the written consent of Pace Analytical Services, LLC.

Pace Analytical Services, LLC
9800 Kincey Ave. Suite 100
Huntersville, NC 28078
(704)875-9092

QUALITY CONTROL DATA

Project: 2020-LI-2448
Pace Project No.: 92495187

QC Batch: 1543344
QC Batch Method: MADEPV
Analysis Method: MADEP VPH
Analysis Description: MADEPV
Laboratory: Pace National - Mt. Juliet

Associated Lab Samples: 92495187001

METHOD BLANK: R3570767-3 Matrix: Water
Associated Lab Samples: 92495187001

Parameter	Units	Blank Result	Reporting Limit	Analyzed	Qualifiers
Aliphatic (C05-C08)	ug/L	ND	100	09/15/20 10:54	
Aliphatic (C09-C12)	ug/L	ND	100	09/15/20 10:54	
Aromatic (C09-C10),Unadjusted	ug/L	ND	100	09/15/20 10:54	
Total VPH	ug/L	ND	100	09/15/20 10:54	
2,5-Dibromotoluene (FID)	%	89.7	70.0-130	09/15/20 10:54	
2,5-Dibromotoluene (PID)	%	84.7	70.0-130	09/15/20 10:54	

LABORATORY CONTROL SAMPLE & LCSD: R3570767-1 R3570767-2

Parameter	Units	Spike Conc.	LCS Result	LCSD Result	LCS % Rec	LCSD % Rec	% Rec Limits	RPD	Max RPD	Qualifiers
Aliphatic (C05-C08)	ug/L	1200	1170	1140	97.5	95.0	70.0-130	2.60	25	
Aliphatic (C09-C12)	ug/L	1400	1390	1340	99.3	95.7	70.0-130	3.66	25	
Aromatic (C09-C10),Unadjusted	ug/L	200	170	177	85.0	88.5	70.0-130	4.03	25	
Total VPH	ug/L	2800	2730	2660	97.5	95.0	70.0-130	2.60	25	
2,5-Dibromotoluene (FID)	%				101	95.2	70.0-130			
2,5-Dibromotoluene (PID)	%				88.6	88.0	70.0-130			

Results presented on this page are in the units indicated by the "Units" column except where an alternate unit is presented to the right of the result.

REPORT OF LABORATORY ANALYSIS

This report shall not be reproduced, except in full,
without the written consent of Pace Analytical Services, LLC.

Pace Analytical Services, LLC
9800 Kincey Ave. Suite 100
Huntersville, NC 28078
(704)875-9092

QUALITY CONTROL DATA

Project: 2020-LI-2448
Pace Project No.: 92495187

QC Batch: 566001
QC Batch Method: EPA 3010A
Analysis Method: EPA 6010D
Analysis Description: 6010 MET
Laboratory: Pace Analytical Services - Asheville
Associated Lab Samples: 92495187001

METHOD BLANK: 2999937 Matrix: Water
Associated Lab Samples: 92495187001

Parameter	Units	Blank Result	Reporting Limit	Analyzed	Qualifiers
Lead	ug/L	ND	5.0	09/12/20 16:12	

LABORATORY CONTROL SAMPLE: 2999938

Parameter	Units	Spike Conc.	LCS Result	LCS % Rec	% Rec Limits	Qualifiers
Lead	ug/L	500	455	91	80-120	

MATRIX SPIKE & MATRIX SPIKE DUPLICATE: 2999939 2999940

Parameter	Units	92495051001 Result	MS Spike Conc.	MSD Spike Conc.	MS Result	MSD Result	MS % Rec	MSD % Rec	% Rec Limits	RPD	Qual
Lead	ug/L	ND	500	500	473	467	95	93	75-125	1	

Results presented on this page are in the units indicated by the "Units" column except where an alternate unit is presented to the right of the result.

REPORT OF LABORATORY ANALYSIS

This report shall not be reproduced, except in full,
without the written consent of Pace Analytical Services, LLC.

Pace Analytical Services, LLC
9800 Kincey Ave. Suite 100
Huntersville, NC 28078
(704)875-9092

QUALITY CONTROL DATA

Project: 2020-LI-2448
Pace Project No.: 92495187

QC Batch: 566039
QC Batch Method: SM 6200B
Analysis Method: SM 6200B
Analysis Description: 6200B MSV
Laboratory: Pace Analytical Services - Charlotte

Associated Lab Samples: 92495187001

METHOD BLANK: 3000061 Matrix: Water
Associated Lab Samples: 92495187001

Parameter	Units	Blank Result	Reporting Limit	Analyzed	Qualifiers
1,1,1,2-Tetrachloroethane	ug/L	ND	0.50	09/12/20 16:42	
1,1,1-Trichloroethane	ug/L	ND	0.50	09/12/20 16:42	
1,1,2,2-Tetrachloroethane	ug/L	ND	0.50	09/12/20 16:42	
1,1,2-Trichloroethane	ug/L	ND	0.50	09/12/20 16:42	
1,1-Dichloroethane	ug/L	ND	0.50	09/12/20 16:42	
1,1-Dichloroethene	ug/L	ND	0.50	09/12/20 16:42	
1,1-Dichloropropene	ug/L	ND	0.50	09/12/20 16:42	
1,2,3-Trichlorobenzene	ug/L	ND	2.0	09/12/20 16:42	
1,2,3-Trichloropropane	ug/L	ND	0.50	09/12/20 16:42	
1,2,4-Trichlorobenzene	ug/L	ND	2.0	09/12/20 16:42	
1,2,4-Trimethylbenzene	ug/L	ND	0.50	09/12/20 16:42	
1,2-Dibromo-3-chloropropane	ug/L	ND	1.0	09/12/20 16:42	
1,2-Dibromoethane (EDB)	ug/L	ND	0.50	09/12/20 16:42	
1,2-Dichlorobenzene	ug/L	ND	0.50	09/12/20 16:42	
1,2-Dichloroethane	ug/L	ND	0.50	09/12/20 16:42	
1,2-Dichloropropane	ug/L	ND	0.50	09/12/20 16:42	
1,3,5-Trimethylbenzene	ug/L	ND	0.50	09/12/20 16:42	
1,3-Dichlorobenzene	ug/L	ND	0.50	09/12/20 16:42	
1,3-Dichloropropane	ug/L	ND	0.50	09/12/20 16:42	
1,4-Dichlorobenzene	ug/L	ND	0.50	09/12/20 16:42	
2,2-Dichloropropane	ug/L	ND	0.50	09/12/20 16:42	
2-Chlorotoluene	ug/L	ND	0.50	09/12/20 16:42	
4-Chlorotoluene	ug/L	ND	0.50	09/12/20 16:42	
Benzene	ug/L	ND	0.50	09/12/20 16:42	
Bromobenzene	ug/L	ND	0.50	09/12/20 16:42	
Bromochloromethane	ug/L	ND	0.50	09/12/20 16:42	
Bromodichloromethane	ug/L	ND	0.50	09/12/20 16:42	
Bromoform	ug/L	ND	0.50	09/12/20 16:42	
Bromomethane	ug/L	ND	5.0	09/12/20 16:42	
Carbon tetrachloride	ug/L	ND	0.50	09/12/20 16:42	
Chlorobenzene	ug/L	ND	0.50	09/12/20 16:42	
Chloroethane	ug/L	ND	1.0	09/12/20 16:42	
Chloroform	ug/L	ND	0.50	09/12/20 16:42	
Chloromethane	ug/L	ND	1.0	09/12/20 16:42	
cis-1,2-Dichloroethene	ug/L	ND	0.50	09/12/20 16:42	
cis-1,3-Dichloropropene	ug/L	ND	0.50	09/12/20 16:42	
Dibromochloromethane	ug/L	ND	0.50	09/12/20 16:42	
Dibromomethane	ug/L	ND	0.50	09/12/20 16:42	
Dichlorodifluoromethane	ug/L	ND	0.50	09/12/20 16:42	
Diisopropyl ether	ug/L	ND	0.50	09/12/20 16:42	

Results presented on this page are in the units indicated by the "Units" column except where an alternate unit is presented to the right of the result.

REPORT OF LABORATORY ANALYSIS

This report shall not be reproduced, except in full,
without the written consent of Pace Analytical Services, LLC.

Pace Analytical Services, LLC
9800 Kincey Ave. Suite 100
Huntersville, NC 28078
(704)875-9092

QUALITY CONTROL DATA

Project: 2020-LI-2448
Pace Project No.: 92495187

METHOD BLANK: 3000061 Matrix: Water
Associated Lab Samples: 92495187001

Parameter	Units	Blank Result	Reporting Limit	Analyzed	Qualifiers
Ethylbenzene	ug/L	ND	0.50	09/12/20 16:42	
Hexachloro-1,3-butadiene	ug/L	ND	2.0	09/12/20 16:42	
Isopropylbenzene (Cumene)	ug/L	ND	0.50	09/12/20 16:42	
m&p-Xylene	ug/L	ND	1.0	09/12/20 16:42	
Methyl-tert-butyl ether	ug/L	ND	0.50	09/12/20 16:42	
Methylene Chloride	ug/L	ND	2.0	09/12/20 16:42	
n-Butylbenzene	ug/L	ND	0.50	09/12/20 16:42	
n-Propylbenzene	ug/L	ND	0.50	09/12/20 16:42	
Naphthalene	ug/L	ND	2.0	09/12/20 16:42	
o-Xylene	ug/L	ND	0.50	09/12/20 16:42	
sec-Butylbenzene	ug/L	ND	0.50	09/12/20 16:42	
Styrene	ug/L	ND	0.50	09/12/20 16:42	
tert-Butylbenzene	ug/L	ND	0.50	09/12/20 16:42	
Tetrachloroethene	ug/L	ND	0.50	09/12/20 16:42	
Toluene	ug/L	ND	0.50	09/12/20 16:42	
trans-1,2-Dichloroethene	ug/L	ND	0.50	09/12/20 16:42	
trans-1,3-Dichloropropene	ug/L	ND	0.50	09/12/20 16:42	
Trichloroethene	ug/L	ND	0.50	09/12/20 16:42	
Trichlorofluoromethane	ug/L	ND	1.0	09/12/20 16:42	
Vinyl chloride	ug/L	ND	1.0	09/12/20 16:42	
1,2-Dichloroethane-d4 (S)	%	91	70-130	09/12/20 16:42	
4-Bromofluorobenzene (S)	%	94	70-130	09/12/20 16:42	
Toluene-d8 (S)	%	101	70-130	09/12/20 16:42	

LABORATORY CONTROL SAMPLE: 3000062

Parameter	Units	Spike Conc.	LCS Result	LCS % Rec	% Rec Limits	Qualifiers
1,1,1,2-Tetrachloroethane	ug/L	50	54.4	109	60-140	
1,1,1-Trichloroethane	ug/L	50	49.4	99	60-140	
1,1,2,2-Tetrachloroethane	ug/L	50	54.3	109	60-140	
1,1,2-Trichloroethane	ug/L	50	53.5	107	60-140	
1,1-Dichloroethane	ug/L	50	47.7	95	60-140	
1,1-Dichloroethene	ug/L	50	50.6	101	60-140	
1,1-Dichloropropene	ug/L	50	50.8	102	60-140	
1,2,3-Trichlorobenzene	ug/L	50	59.0	118	60-140	
1,2,3-Trichloropropane	ug/L	50	53.7	107	60-140	
1,2,4-Trichlorobenzene	ug/L	50	58.8	118	60-140	
1,2,4-Trimethylbenzene	ug/L	50	53.8	108	60-140	
1,2-Dibromo-3-chloropropane	ug/L	50	55.6	111	60-140	
1,2-Dibromoethane (EDB)	ug/L	50	56.8	114	60-140	
1,2-Dichlorobenzene	ug/L	50	54.5	109	60-140	
1,2-Dichloroethane	ug/L	50	41.7	83	60-140	
1,2-Dichloropropane	ug/L	50	55.0	110	60-140	
1,3,5-Trimethylbenzene	ug/L	50	53.7	107	60-140	

Results presented on this page are in the units indicated by the "Units" column except where an alternate unit is presented to the right of the result.

REPORT OF LABORATORY ANALYSIS

This report shall not be reproduced, except in full,
without the written consent of Pace Analytical Services, LLC.

Pace Analytical Services, LLC
9800 Kincey Ave. Suite 100
Huntersville, NC 28078
(704)875-9092

QUALITY CONTROL DATA

Project: 2020-LI-2448
Pace Project No.: 92495187

LABORATORY CONTROL SAMPLE: 3000062

Parameter	Units	Spike Conc.	LCS Result	LCS % Rec	% Rec Limits	Qualifiers
1,3-Dichlorobenzene	ug/L	50	55.0	110	60-140	
1,3-Dichloropropane	ug/L	50	56.4	113	60-140	
1,4-Dichlorobenzene	ug/L	50	54.3	109	60-140	
2,2-Dichloropropane	ug/L	50	48.0	96	60-140	
2-Chlorotoluene	ug/L	50	55.6	111	60-140	
4-Chlorotoluene	ug/L	50	53.2	106	60-140	
Benzene	ug/L	50	52.7	105	60-140	
Bromobenzene	ug/L	50	53.6	107	60-140	
Bromochloromethane	ug/L	50	51.2	102	60-140	
Bromodichloromethane	ug/L	50	48.4	97	60-140	
Bromoform	ug/L	50	52.8	106	60-140	
Bromomethane	ug/L	50	48.6	97	60-140	
Carbon tetrachloride	ug/L	50	53.6	107	60-140	
Chlorobenzene	ug/L	50	54.7	109	60-140	
Chloroethane	ug/L	50	35.9	72	60-140	
Chloroform	ug/L	50	45.1	90	60-140	
Chloromethane	ug/L	50	52.5	105	60-140	
cis-1,2-Dichloroethene	ug/L	50	47.3	95	60-140	
cis-1,3-Dichloropropene	ug/L	50	55.9	112	60-140	
Dibromochloromethane	ug/L	50	54.0	108	60-140	
Dibromomethane	ug/L	50	54.3	109	60-140	
Dichlorodifluoromethane	ug/L	50	53.8	108	60-140	
Diisopropyl ether	ug/L	50	48.0	96	60-140	
Ethylbenzene	ug/L	50	54.7	109	60-140	
Hexachloro-1,3-butadiene	ug/L	50	58.4	117	60-140	
Isopropylbenzene (Cumene)	ug/L	50	55.0	110	60-140	
m&p-Xylene	ug/L	100	107	107	60-140	
Methyl-tert-butyl ether	ug/L	50	47.6	95	60-140	
Methylene Chloride	ug/L	50	43.4	87	60-140	
n-Butylbenzene	ug/L	50	55.4	111	60-140	
n-Propylbenzene	ug/L	50	54.6	109	60-140	
Naphthalene	ug/L	50	61.1	122	60-140	
o-Xylene	ug/L	50	54.4	109	60-140	
sec-Butylbenzene	ug/L	50	55.5	111	60-140	
Styrene	ug/L	50	56.5	113	60-140	
tert-Butylbenzene	ug/L	50	46.1	92	60-140	
Tetrachloroethene	ug/L	50	57.7	115	60-140	
Toluene	ug/L	50	52.6	105	60-140	
trans-1,2-Dichloroethene	ug/L	50	48.7	97	60-140	
trans-1,3-Dichloropropene	ug/L	50	52.2	104	60-140	
Trichloroethene	ug/L	50	55.6	111	60-140	
Trichlorofluoromethane	ug/L	50	47.9	96	60-140	
Vinyl chloride	ug/L	50	54.1	108	60-140	
1,2-Dichloroethane-d4 (S)	%			83	70-130	
4-Bromofluorobenzene (S)	%			100	70-130	
Toluene-d8 (S)	%			100	70-130	

Results presented on this page are in the units indicated by the "Units" column except where an alternate unit is presented to the right of the result.

REPORT OF LABORATORY ANALYSIS

This report shall not be reproduced, except in full,
without the written consent of Pace Analytical Services, LLC.

Pace Analytical Services, LLC
9800 Kincey Ave. Suite 100
Huntersville, NC 28078
(704)875-9092

QUALITY CONTROL DATA

Project: 2020-LI-2448
Pace Project No.: 92495187

MATRIX SPIKE & MATRIX SPIKE DUPLICATE: 3000063 3000064

Parameter	Units	92495100001 Result	MS Spike Conc.	MSD Spike Conc.	MS Result	MSD Result	MS % Rec	MSD % Rec	% Rec Limits	RPD	Qual
1,1,1,2-Tetrachloroethane	ug/L	ND	20	20	23.3	22.5	116	112	60-140	4	
1,1,1-Trichloroethane	ug/L	ND	20	20	22.1	21.8	111	109	60-140	1	
1,1,2,2-Tetrachloroethane	ug/L	ND	20	20	21.7	21.7	109	109	60-140	0	
1,1,2-Trichloroethane	ug/L	ND	20	20	22.5	22.0	113	110	60-140	2	
1,1-Dichloroethane	ug/L	ND	20	20	21.7	20.8	108	104	60-140	4	
1,1-Dichloroethene	ug/L	ND	20	20	23.5	22.9	117	115	60-140	2	
1,1-Dichloropropene	ug/L	ND	20	20	22.8	21.8	114	109	60-140	4	
1,2,3-Trichlorobenzene	ug/L	ND	20	20	20.3	20.7	102	103	60-140	2	
1,2,3-Trichloropropane	ug/L	ND	20	20	21.0	21.5	105	108	60-140	2	
1,2,4-Trichlorobenzene	ug/L	ND	20	20	21.9	21.7	110	108	60-140	1	
1,2,4-Trimethylbenzene	ug/L	ND	20	20	22.5	21.9	113	110	60-140	3	
1,2-Dibromo-3-chloropropane	ug/L	ND	20	20	20.7	21.5	104	108	60-140	4	
1,2-Dibromoethane (EDB)	ug/L	ND	20	20	23.3	22.7	117	113	60-140	3	
1,2-Dichlorobenzene	ug/L	ND	20	20	22.1	21.4	110	107	60-140	3	
1,2-Dichloroethane	ug/L	ND	20	20	17.6	18.1	88	91	60-140	3	
1,2-Dichloropropane	ug/L	ND	20	20	23.8	22.8	119	114	60-140	4	
1,3,5-Trimethylbenzene	ug/L	ND	20	20	23.1	22.6	116	113	60-140	2	
1,3-Dichlorobenzene	ug/L	ND	20	20	22.3	22.0	112	110	60-140	2	
1,3-Dichloropropane	ug/L	ND	20	20	23.2	23.3	116	117	60-140	0	
1,4-Dichlorobenzene	ug/L	ND	20	20	22.3	21.7	112	108	60-140	3	
2,2-Dichloropropane	ug/L	ND	20	20	22.4	21.6	112	108	60-140	4	
2-Chlorotoluene	ug/L	ND	20	20	23.1	22.6	116	113	60-140	2	
4-Chlorotoluene	ug/L	ND	20	20	21.9	21.8	109	109	60-140	1	
Benzene	ug/L	ND	20	20	23.5	23.0	116	113	60-140	2	
Bromobenzene	ug/L	ND	20	20	22.7	22.4	113	112	60-140	1	
Bromochloromethane	ug/L	ND	20	20	21.9	21.9	110	109	60-140	0	
Bromodichloromethane	ug/L	ND	20	20	20.4	19.9	102	99	60-140	3	
Bromoform	ug/L	ND	20	20	21.0	20.9	105	104	60-140	1	
Bromomethane	ug/L	ND	20	20	25.6	27.0	128	135	60-140	5	
Carbon tetrachloride	ug/L	ND	20	20	24.4	23.6	122	118	60-140	3	
Chlorobenzene	ug/L	ND	20	20	23.3	22.6	117	113	60-140	3	
Chloroethane	ug/L	ND	20	20	21.3	19.7	106	99	60-140	8	
Chloroform	ug/L	ND	20	20	20.1	19.4	100	97	60-140	4	
Chloromethane	ug/L	ND	20	20	22.0	22.2	110	111	60-140	1	
cis-1,2-Dichloroethene	ug/L	ND	20	20	21.2	20.7	106	104	60-140	2	
cis-1,3-Dichloropropene	ug/L	ND	20	20	23.9	23.2	119	116	60-140	3	
Dibromochloromethane	ug/L	ND	20	20	22.6	22.2	113	111	60-140	2	
Dibromomethane	ug/L	ND	20	20	22.5	21.8	112	109	60-140	3	
Dichlorodifluoromethane	ug/L	ND	20	20	25.5	24.8	128	124	60-140	3	
Diisopropyl ether	ug/L	3.2	20	20	23.6	23.7	102	102	60-140	0	
Ethylbenzene	ug/L	ND	20	20	23.6	23.0	118	115	60-140	3	
Hexachloro-1,3-butadiene	ug/L	ND	20	20	24.6	19.7	123	98	60-140	22	
Isopropylbenzene (Cumene)	ug/L	ND	20	20	24.1	22.9	120	114	60-140	5	
m&p-Xylene	ug/L	ND	40	40	46.3	44.9	116	112	60-140	3	
Methyl-tert-butyl ether	ug/L	1.3	20	20	21.7	21.7	102	102	60-140	0	
Methylene Chloride	ug/L	ND	20	20	19.4	19.1	97	95	60-140	2	

Results presented on this page are in the units indicated by the "Units" column except where an alternate unit is presented to the right of the result.

REPORT OF LABORATORY ANALYSIS

This report shall not be reproduced, except in full,
without the written consent of Pace Analytical Services, LLC.

Pace Analytical Services, LLC
9800 Kincey Ave. Suite 100
Huntersville, NC 28078
(704)875-9092

QUALITY CONTROL DATA

Project: 2020-LI-2448
Pace Project No.: 92495187

MATRIX SPIKE & MATRIX SPIKE DUPLICATE: 3000063 3000064

Parameter	Units	92495100001 Result	MS Spike Conc.	MSD Spike Conc.	MS Result	MSD Result	MS % Rec	MSD % Rec	% Rec Limits	RPD	Qual
n-Butylbenzene	ug/L	ND	20	20	23.3	21.7	116	109	60-140	7	
n-Propylbenzene	ug/L	ND	20	20	23.7	23.1	119	115	60-140	3	
Naphthalene	ug/L	ND	20	20	20.0	21.0	100	105	60-140	5	
o-Xylene	ug/L	ND	20	20	23.1	22.5	115	113	60-140	2	
sec-Butylbenzene	ug/L	ND	20	20	24.3	23.0	121	115	60-140	5	
Styrene	ug/L	ND	20	20	23.1	22.4	115	112	60-140	3	
tert-Butylbenzene	ug/L	ND	20	20	20.1	19.5	101	97	60-140	3	
Tetrachloroethene	ug/L	ND	20	20	25.0	24.1	125	120	60-140	4	
Toluene	ug/L	ND	20	20	23.7	22.8	119	114	60-140	4	
trans-1,2-Dichloroethene	ug/L	ND	20	20	22.6	21.9	113	109	60-140	4	
trans-1,3-Dichloropropene	ug/L	ND	20	20	21.6	21.7	108	108	60-140	0	
Trichloroethene	ug/L	ND	20	20	25.0	23.7	125	119	60-140	5	
Trichlorofluoromethane	ug/L	ND	20	20	26.5	25.1	131	124	60-140	5	
Vinyl chloride	ug/L	ND	20	20	24.5	24.3	123	122	60-140	1	
1,2-Dichloroethane-d4 (S)	%						90	90	70-130		
4-Bromofluorobenzene (S)	%						98	96	70-130		
Toluene-d8 (S)	%						99	100	70-130		

Results presented on this page are in the units indicated by the "Units" column except where an alternate unit is presented to the right of the result.

REPORT OF LABORATORY ANALYSIS

This report shall not be reproduced, except in full,
without the written consent of Pace Analytical Services, LLC.

Pace Analytical Services, LLC
9800 Kincey Ave. Suite 100
Huntersville, NC 28078
(704)875-9092

QUALIFIERS

Project: 2020-LI-2448
Pace Project No.: 92495187

DEFINITIONS

DF - Dilution Factor, if reported, represents the factor applied to the reported data due to dilution of the sample aliquot.

ND - Not Detected at or above adjusted reporting limit.

TNTC - Too Numerous To Count

J - Estimated concentration above the adjusted method detection limit and below the adjusted reporting limit.

MDL - Adjusted Method Detection Limit.

PQL - Practical Quantitation Limit.

RL - Reporting Limit - The lowest concentration value that meets project requirements for quantitative data with known precision and bias for a specific analyte in a specific matrix.

S - Surrogate

1,2-Diphenylhydrazine decomposes to and cannot be separated from Azobenzene using Method 8270. The result for each analyte is a combined concentration.

Consistent with EPA guidelines, unrounded data are displayed and have been used to calculate % recovery and RPD values.

LCS(D) - Laboratory Control Sample (Duplicate)

MS(D) - Matrix Spike (Duplicate)

DUP - Sample Duplicate

RPD - Relative Percent Difference

NC - Not Calculable.

SG - Silica Gel - Clean-Up

U - Indicates the compound was analyzed for, but not detected.

Acid preservation may not be appropriate for 2 Chloroethylvinyl ether.

A separate vial preserved to a pH of 4-5 is recommended in SW846 Chapter 4 for the analysis of Acrolein and Acrylonitrile by EPA Method 8260.

N-Nitrosodiphenylamine decomposes and cannot be separated from Diphenylamine using Method 8270. The result reported for each analyte is a combined concentration.

Pace Analytical is TNI accredited. Contact your Pace PM for the current list of accredited analytes.

TNI - The NELAC Institute.

This report shall not be reproduced, except in full,
without the written consent of Pace Analytical Services, LLC.

Pace Analytical Services, LLC
9800 Kincey Ave. Suite 100
Huntersville, NC 28078
(704)875-9092

QUALITY CONTROL DATA CROSS REFERENCE TABLE

Project: 2020-LI-2448
Pace Project No.: 92495187

Lab ID	Sample ID	QC Batch Method	QC Batch	Analytical Method	Analytical Batch
92495187001	**14226_HC_RD**	MADEPV	1543344	MADEP VPH	1543344
92495187001	**14226_HC_RD**	EPA 3010A	566001	EPA 6010D	566017
92495187001	**14226_HC_RD**	SM 6200B	566039		

This report shall not be reproduced, except in full,
without the written consent of Pace Analytical Services, LLC.

CHAIN-OF-CUSTODY Analytical Request Document

Pace Analytical

Chain-of-Custody is a LEGAL DOCUMENT - Complete all relevent fields

WO# : 92495187

92495187

LAB ... r Number or ... Y

Container Preservative Type

** Preservative Types: (1) nitric acid, (2) sulfuric acid, (3) hydrochloric acid, (4) sodium hydroxide, (5) zinc acetate, (6) methanol, (7) sodium bisulfate, (8) sodium thiosulfate, (9) hexane, (A) ascorbic acid, (B) ammonium sulfate, (C) ammonium hydroxide, (D) TSP, (U) Unpreserved, (O) Other _____

Company: Apex Companies	Billing Information:	
Address:		
Report To: Andrew Street	Email To: Andrew Street, Emily Little	
Copy To:	Site Collection Info/Address: 14226 HWY RD	
Customer Project Name/Number: 2020-11-2448	State: NC County/City: Hanbrewille Time Zone Collected: [ ] PT [ ] MT [ ] CT [✓] ET	
Phone: Email:	Site/Facility ID #:	Compliance Monitoring? [ ] Yes [ ] No
Collected By (print): Matthew Frank	Purchase Order #: Quote #:	DW PWS ID #: DW Location Code:
Collected By (signature):	Turnaround Date Required: ASAP	Immediately Packed on Ice: [✓] Yes [ ] No
Sample Disposal: [ ] Dispose as appropriate [ ] Return [ ] Archive: _____ [ ] Hold: _____	Rush: [✓] Same Day [ ] Next Day [ ] 2 Day [ ] 3 Day [ ] 4 Day [ ] 5 Day (Expedite Charges Apply)	Field Filtered (if applicable): [ ] Yes [ ] No Analysis: _____

* Matrix Codes (Insert in Matrix box below): Drinking Water (DW), Ground Water (GW), Wastewater (WW), Product (P), Soil/Solid (SL), Oil (OL), Wipe (WP), Air (AR), Tissue (TS), Bioassay (B), Vapor (V), Other (OT)

Customer Sample ID	Matrix *	Comp / Grab	Collected (or Composite Start) Date	Collected (or Composite Start) Time	Composite End Date	Composite End Time	Res Cl	# of Ctns	SM 6200B VOCs	Lead	MADEP VPH
14226 HWRD	DW	G	09/11	1212				8	X	X	X

Analyses

Lab Profile/Line:

Lab Sample Receipt Checklist:

Custody Seals Present/Intact	Y N NA
Custody Signatures Present	Y N NA
Collector Signature Present	Y N NA
Bottles Intact	Y N NA
Correct Bottles	Y N NA
Sufficient Volume	Y N NA
Samples Received on Ice	Y N NA
VOA - Headspace Acceptable	Y N NA
USDA Regulated Soils	Y N NA
Samples in Holding Time	Y N NA
Residual Chlorine Present	Y N NA
Cl Strips: _____	
Sample pH Acceptable	Y N NA
pH Strips: _____	
Sulfide Present	Y N NA
Lead Acetate Strips: _____	

LAB USE ONLY:
Lab Sample # / Comments:
92495187 001

Customer Remarks / Special Conditions / Possible Hazards:

Type of Ice Used: (Wet) Blue Dry None

Packing Material Used: BBAG

Radchem sample(s) screened (<500 cpm): Y N (NA)

SHORT HOLDS PRESENT (<72 hours): Y (N) N/A

Lab Tracking #: 2538825

Samples received via: FEDEX UPS (Client) Courier Pace Courier

Lab Sample Temperature Info:
Temp Blank Received: Y (N) NA
Therm ID#: 92061
Cooler 1 Temp Upon Receipt: 13.5 oC
Cooler 1 Therm Corr. Factor: 0 oC
Cooler 1 Corrected Temp: 13.5 oC
Comments:

Relinquished by/Company: (Signature) Apex	Date/Time: 1730 09/11/20	Received by/Company: (Signature) Apex	Date/Time: 9-11-20/1730
Relinquished by/Company: (Signature) Apex	Date/Time: 9-11-20/1815	Received by/Company: (Signature) MDG Pace HVL	Date/Time: 9-11-20 18:15
Relinquished by/Company: (Signature)	Date/Time:	Received by/Company: (Signature)	Date/Time:

MTJL LAB USE ONLY
Table #:
Acctnum:
Template:
Prelogin:
PM:
PB:

Trip Blank Received: Y N NA
HCL MeOH TSP Other

Non Conformance(s): YES / NO

Page: _____ of: _____

Pace Analytical Services, LLC
9800 Kincey Ave. Suite 100
Huntersville, NC 28078
(704)875-9092

September 16, 2020

Andrew Street
Apex Companies - NC
5900 Northwoods Business Pkwy
Suite 5900-0
Charlotte, NC 28269

RE: Project: 2020-LI-2448
Pace Project No.: 92495188

Dear Andrew Street:

Enclosed are the analytical results for sample(s) received by the laboratory on September 11, 2020. The results relate only to the samples included in this report. Results reported herein conform to the applicable TNI/NELAC Standards and the laboratory's Quality Manual, where applicable, unless otherwise noted in the body of the report.

The test results provided in this final report were generated by each of the following laboratories within the Pace Network:

- Pace National - Mt. Juliet
- Pace Analytical Services - Asheville
- Pace Analytical Services - Charlotte

If you have any questions concerning this report, please feel free to contact me.

Sincerely,

Angela M. Baioni

Angela Baioni
angela.baioni@pacelabs.com
(704)875-9092
Project Manager

Enclosures

cc: J Culbreath, Colonial Pipeline Company
Robert Hughes, Colonial Pipeline
Margaret King, APEX Companies, LLC
Emily Little, Apex Companies
Jeff Morrison, Colonial Pipeline Company
Tom Naumann, APEX Companies - NC
Joe Nicolette, Montrose-EPS
Christopher Schultz, Apex Companies
J Tate, Colonial Pipeline Company
Alex Testoff, Montrose-EPS
Michael Verdon, Colonial Pipeline Company
JM Wyatt, Colonial Pipeline Company

REPORT OF LABORATORY ANALYSIS

This report shall not be reproduced, except in full,
without the written consent of Pace Analytical Services, LLC.

Pace Analytical Services, LLC
9800 Kincey Ave. Suite 100
Huntersville, NC 28078
(704)875-9092

CERTIFICATIONS

Project: 2020-LI-2448
Pace Project No.: 92495188

Pace Analytical Services National
12065 Lebanon Road, Mt. Juliet, TN 37122
Alabama Certification #: 40660
Alaska Certification 17-026
Arizona Certification #: AZ0612
Arkansas Certification #: 88-0469
California Certification #: 2932
Canada Certification #: 1461.01
Colorado Certification #: TN00003
Connecticut Certification #: PH-0197
DOD Certification: #1461.01
EPA# TN00003
Florida Certification #: E87487
Georgia DW Certification #: 923
Georgia Certification: NELAP
Idaho Certification #: TN00003
Illinois Certification #: 200008
Indiana Certification #: C-TN-01
Iowa Certification #: 364
Kansas Certification #: E-10277
Kentucky UST Certification #: 16
Kentucky Certification #: 90010
Louisiana Certification #: AI30792
Louisiana DW Certification #: LA180010
Maine Certification #: TN0002
Maryland Certification #: 324
Massachusetts Certification #: M-TN003
Michigan Certification #: 9958
Minnesota Certification #: 047-999-395
Mississippi Certification #: TN00003
Missouri Certification #: 340
Montana Certification #: CERT0086
Nebraska Certification #: NE-OS-15-05
Nevada Certification #: TN-03-2002-34
New Hampshire Certification #: 2975
New Jersey Certification #: TN002
New Mexico DW Certification
New York Certification #: 11742
North Carolina Aquatic Toxicity Certification #: 41
North Carolina Drinking Water Certification #: 21704
North Carolina Environmental Certificate #: 375
North Dakota Certification #: R-140
Ohio VAP Certification #: CL0069
Oklahoma Certification #: 9915
Oregon Certification #: TN200002
Pennsylvania Certification #: 68-02979
Rhode Island Certification #: LAO00356
South Carolina Certification #: 84004
South Dakota Certification
Tennessee DW/Chem/Micro Certification #: 2006
Texas Certification #: T 104704245-17-14
Texas Mold Certification #: LAB0152
USDA Soil Permit #: P330-15-00234
Utah Certification #: TN00003
Virginia Certification #: VT2006
Vermont Dept. of Health: ID# VT-2006
Virginia Certification #: 460132
Washington Certification #: C847
West Virginia Certification #: 233
Wisconsin Certification #: 9980939910
Wyoming UST Certification #: via A2LA 2926.01
A2LA-ISO 17025 Certification #: 1461.01
A2LA-ISO 17025 Certification #: 1461.02
AIHA-LAP/LLC EMLAP Certification #:100789

Pace Analytical Services Charlotte
9800 Kincey Ave. Ste 100, Huntersville, NC 28078
Louisiana/NELAP Certification # LA170028
North Carolina Drinking Water Certification #: 37706
North Carolina Field Services Certification #: 5342
North Carolina Wastewater Certification #: 12
South Carolina Certification #: 99006001
Florida/NELAP Certification #: E87627
Kentucky UST Certification #: 84
Virginia/VELAP Certification #: 460221

Pace Analytical Services Asheville
2225 Riverside Drive, Asheville, NC 28804
Florida/NELAP Certification #: E87648
Massachusetts Certification #: M-NC030
North Carolina Drinking Water Certification #: 37712
North Carolina Wastewater Certification #: 40
South Carolina Certification #: 99030001
Virginia/VELAP Certification #: 460222

REPORT OF LABORATORY ANALYSIS

This report shall not be reproduced, except in full,
without the written consent of Pace Analytical Services, LLC.

Pace Analytical Services, LLC
9800 Kincey Ave. Suite 100
Huntersville, NC 28078
(704)875-9092

SAMPLE ANALYTE COUNT

Project: 2020-LI-2448
Pace Project No.: 92495188

Lab ID	Sample ID	Method	Analysts	Analytes Reported	Laboratory
92495188001	**14037_LAWTHER_RD**	MADEP VPH	BMB	6	PAN
		EPA 6010D	DS	1	PASI-A
		SM 6200B	NSCQ	63	PASI-C

PAN = Pace National - Mt. Juliet
PASI-A = Pace Analytical Services - Asheville
PASI-C = Pace Analytical Services - Charlotte

This report shall not be reproduced, except in full,
without the written consent of Pace Analytical Services, LLC.

Pace Analytical Services, LLC
9800 Kincey Ave. Suite 100
Huntersville, NC 28078
(704)875-9092

ANALYTICAL RESULTS

Project: 2020-LI-2448
Pace Project No.: 92495188

Sample: 14037_LAWTHER_RD **Lab ID: 92495188001** Collected: 09/11/20 15:15 Received: 09/11/20 18:15 Matrix: Water

Parameters	Results	Units	Report Limit	DF	Prepared	Analyzed	CAS No.	Qual
MADEPV	Analytical Method: MADEP VPH Preparation Method: MADEPV Pace National - Mt. Juliet							
Aliphatic (C05-C08)	ND	ug/L	100	1	09/15/20 14:19	09/15/20 14:19		
Aliphatic (C09-C12)	ND	ug/L	100	1	09/15/20 14:19	09/15/20 14:19		
Aromatic (C09-C10),Unadjusted	ND	ug/L	100	1	09/15/20 14:19	09/15/20 14:19	TPHC9C10A	
Total VPH	ND	ug/L	100	1	09/15/20 14:19	09/15/20 14:19	VPH	
Surrogates								
2,5-Dibromotoluene (FID)	88.2	%	70.0-130	1	09/15/20 14:19	09/15/20 14:19	615-59-8FID	
2,5-Dibromotoluene (PID)	80.4	%	70.0-130	1	09/15/20 14:19	09/15/20 14:19	615-59-8PID	
6010 MET ICP	Analytical Method: EPA 6010D Preparation Method: EPA 3010A Pace Analytical Services - Asheville							
Lead	**23.1**	ug/L	5.0	1	09/12/20 01:48	09/12/20 17:29	7439-92-1	
6200B MSV	Analytical Method: SM 6200B Pace Analytical Services - Charlotte							
Benzene	ND	ug/L	0.50	1		09/12/20 14:53	71-43-2	
Bromobenzene	ND	ug/L	0.50	1		09/12/20 14:53	108-86-1	
Bromochloromethane	ND	ug/L	0.50	1		09/12/20 14:53	74-97-5	
Bromodichloromethane	ND	ug/L	0.50	1		09/12/20 14:53	75-27-4	
Bromoform	ND	ug/L	0.50	1		09/12/20 14:53	75-25-2	
Bromomethane	ND	ug/L	5.0	1		09/12/20 14:53	74-83-9	
n-Butylbenzene	ND	ug/L	0.50	1		09/12/20 14:53	104-51-8	
sec-Butylbenzene	ND	ug/L	0.50	1		09/12/20 14:53	135-98-8	
tert-Butylbenzene	ND	ug/L	0.50	1		09/12/20 14:53	98-06-6	
Carbon tetrachloride	ND	ug/L	0.50	1		09/12/20 14:53	56-23-5	
Chlorobenzene	ND	ug/L	0.50	1		09/12/20 14:53	108-90-7	
Chloroethane	ND	ug/L	1.0	1		09/12/20 14:53	75-00-3	
Chloroform	ND	ug/L	0.50	1		09/12/20 14:53	67-66-3	
Chloromethane	ND	ug/L	1.0	1		09/12/20 14:53	74-87-3	
2-Chlorotoluene	ND	ug/L	0.50	1		09/12/20 14:53	95-49-8	
4-Chlorotoluene	ND	ug/L	0.50	1		09/12/20 14:53	106-43-4	
1,2-Dibromo-3-chloropropane	ND	ug/L	1.0	1		09/12/20 14:53	96-12-8	
Dibromochloromethane	ND	ug/L	0.50	1		09/12/20 14:53	124-48-1	
1,2-Dibromoethane (EDB)	ND	ug/L	0.50	1		09/12/20 14:53	106-93-4	
Dibromomethane	ND	ug/L	0.50	1		09/12/20 14:53	74-95-3	
1,2-Dichlorobenzene	ND	ug/L	0.50	1		09/12/20 14:53	95-50-1	
1,3-Dichlorobenzene	ND	ug/L	0.50	1		09/12/20 14:53	541-73-1	
1,4-Dichlorobenzene	ND	ug/L	0.50	1		09/12/20 14:53	106-46-7	
Dichlorodifluoromethane	ND	ug/L	0.50	1		09/12/20 14:53	75-71-8	
1,1-Dichloroethane	ND	ug/L	0.50	1		09/12/20 14:53	75-34-3	
1,2-Dichloroethane	ND	ug/L	0.50	1		09/12/20 14:53	107-06-2	
1,1-Dichloroethene	ND	ug/L	0.50	1		09/12/20 14:53	75-35-4	
cis-1,2-Dichloroethene	ND	ug/L	0.50	1		09/12/20 14:53	156-59-2	
trans-1,2-Dichloroethene	ND	ug/L	0.50	1		09/12/20 14:53	156-60-5	
1,2-Dichloropropane	ND	ug/L	0.50	1		09/12/20 14:53	78-87-5	
1,3-Dichloropropane	ND	ug/L	0.50	1		09/12/20 14:53	142-28-9	
2,2-Dichloropropane	ND	ug/L	0.50	1		09/12/20 14:53	594-20-7	

REPORT OF LABORATORY ANALYSIS

This report shall not be reproduced, except in full,
without the written consent of Pace Analytical Services, LLC.

Pace Analytical Services, LLC
9800 Kincey Ave. Suite 100
Huntersville, NC 28078
(704)875-9092

ANALYTICAL RESULTS

Project: 2020-LI-2448
Pace Project No.: 92495188

Sample: 14037_LAWTHER_RD **Lab ID: 92495188001** Collected: 09/11/20 15:15 Received: 09/11/20 18:15 Matrix: Water

Parameters	Results	Units	Report Limit	DF	Prepared	Analyzed	CAS No.	Qual
6200B MSV	Analytical Method: SM 6200B Pace Analytical Services - Charlotte							
1,1-Dichloropropene	ND	ug/L	0.50	1		09/12/20 14:53	563-58-6	
cis-1,3-Dichloropropene	ND	ug/L	0.50	1		09/12/20 14:53	10061-01-5	
trans-1,3-Dichloropropene	ND	ug/L	0.50	1		09/12/20 14:53	10061-02-6	
Diisopropyl ether	ND	ug/L	0.50	1		09/12/20 14:53	108-20-3	
Ethylbenzene	ND	ug/L	0.50	1		09/12/20 14:53	100-41-4	
Hexachloro-1,3-butadiene	ND	ug/L	2.0	1		09/12/20 14:53	87-68-3	
Isopropylbenzene (Cumene)	ND	ug/L	0.50	1		09/12/20 14:53	98-82-8	
Methylene Chloride	ND	ug/L	2.0	1		09/12/20 14:53	75-09-2	
Methyl-tert-butyl ether	ND	ug/L	0.50	1		09/12/20 14:53	1634-04-4	
Naphthalene	ND	ug/L	2.0	1		09/12/20 14:53	91-20-3	
n-Propylbenzene	ND	ug/L	0.50	1		09/12/20 14:53	103-65-1	
Styrene	ND	ug/L	0.50	1		09/12/20 14:53	100-42-5	
1,1,1,2-Tetrachloroethane	ND	ug/L	0.50	1		09/12/20 14:53	630-20-6	
1,1,2,2-Tetrachloroethane	ND	ug/L	0.50	1		09/12/20 14:53	79-34-5	
Tetrachloroethene	ND	ug/L	0.50	1		09/12/20 14:53	127-18-4	
Toluene	ND	ug/L	0.50	1		09/12/20 14:53	108-88-3	
1,2,3-Trichlorobenzene	ND	ug/L	2.0	1		09/12/20 14:53	87-61-6	
1,2,4-Trichlorobenzene	ND	ug/L	2.0	1		09/12/20 14:53	120-82-1	
1,1,1-Trichloroethane	ND	ug/L	0.50	1		09/12/20 14:53	71-55-6	
1,1,2-Trichloroethane	ND	ug/L	0.50	1		09/12/20 14:53	79-00-5	
Trichloroethene	ND	ug/L	0.50	1		09/12/20 14:53	79-01-6	
Trichlorofluoromethane	ND	ug/L	1.0	1		09/12/20 14:53	75-69-4	
1,2,3-Trichloropropane	ND	ug/L	0.50	1		09/12/20 14:53	96-18-4	
1,2,4-Trimethylbenzene	ND	ug/L	0.50	1		09/12/20 14:53	95-63-6	
1,3,5-Trimethylbenzene	ND	ug/L	0.50	1		09/12/20 14:53	108-67-8	
Vinyl chloride	ND	ug/L	1.0	1		09/12/20 14:53	75-01-4	
m&p-Xylene	ND	ug/L	1.0	1		09/12/20 14:53	179601-23-1	
o-Xylene	ND	ug/L	0.50	1		09/12/20 14:53	95-47-6	
Surrogates								
1,2-Dichloroethane-d4 (S)	89	%	70-130	1		09/12/20 14:53	17060-07-0	
4-Bromofluorobenzene (S)	94	%	70-130	1		09/12/20 14:53	460-00-4	
Toluene-d8 (S)	99	%	70-130	1		09/12/20 14:53	2037-26-5	

REPORT OF LABORATORY ANALYSIS

This report shall not be reproduced, except in full,
without the written consent of Pace Analytical Services, LLC.

Pace Analytical Services, LLC
9800 Kincey Ave. Suite 100
Huntersville, NC 28078
(704)875-9092

QUALITY CONTROL DATA

Project: 2020-LI-2448
Pace Project No.: 92495188

QC Batch: 1543344
QC Batch Method: MADEPV
Analysis Method: MADEP VPH
Analysis Description: MADEPV
Laboratory: Pace National - Mt. Juliet

Associated Lab Samples: 92495188001

METHOD BLANK: R3570767-3 Matrix: Water
Associated Lab Samples: 92495188001

Parameter	Units	Blank Result	Reporting Limit	Analyzed	Qualifiers
Aliphatic (C05-C08)	ug/L	ND	100	09/15/20 10:54	
Aliphatic (C09-C12)	ug/L	ND	100	09/15/20 10:54	
Aromatic (C09-C10),Unadjusted	ug/L	ND	100	09/15/20 10:54	
Total VPH	ug/L	ND	100	09/15/20 10:54	
2,5-Dibromotoluene (FID)	%	89.7	70.0-130	09/15/20 10:54	
2,5-Dibromotoluene (PID)	%	84.7	70.0-130	09/15/20 10:54	

LABORATORY CONTROL SAMPLE & LCSD: R3570767-1 R3570767-2

Parameter	Units	Spike Conc.	LCS Result	LCSD Result	LCS % Rec	LCSD % Rec	% Rec Limits	RPD	Max RPD	Qualifiers
Aliphatic (C05-C08)	ug/L	1200	1170	1140	97.5	95.0	70.0-130	2.60	25	
Aliphatic (C09-C12)	ug/L	1400	1390	1340	99.3	95.7	70.0-130	3.66	25	
Aromatic (C09-C10),Unadjusted	ug/L	200	170	177	85.0	88.5	70.0-130	4.03	25	
Total VPH	ug/L	2800	2730	2660	97.5	95.0	70.0-130	2.60	25	
2,5-Dibromotoluene (FID)	%				101	95.2	70.0-130			
2,5-Dibromotoluene (PID)	%				88.6	88.0	70.0-130			

Results presented on this page are in the units indicated by the "Units" column except where an alternate unit is presented to the right of the result.

REPORT OF LABORATORY ANALYSIS

This report shall not be reproduced, except in full,
without the written consent of Pace Analytical Services, LLC.

Pace Analytical Services, LLC
9800 Kincey Ave. Suite 100
Huntersville, NC 28078
(704)875-9092

QUALITY CONTROL DATA

Project: 2020-LI-2448
Pace Project No.: 92495188

QC Batch: 566001
QC Batch Method: EPA 3010A
Analysis Method: EPA 6010D
Analysis Description: 6010 MET
Laboratory: Pace Analytical Services - Asheville

Associated Lab Samples: 92495188001

METHOD BLANK: 2999937 Matrix: Water
Associated Lab Samples: 92495188001

Parameter	Units	Blank Result	Reporting Limit	Analyzed	Qualifiers
Lead	ug/L	ND	5.0	09/12/20 16:12	

LABORATORY CONTROL SAMPLE: 2999938

Parameter	Units	Spike Conc.	LCS Result	LCS % Rec	% Rec Limits	Qualifiers
Lead	ug/L	500	455	91	80-120	

MATRIX SPIKE & MATRIX SPIKE DUPLICATE: 2999939 2999940

Parameter	Units	92495051001 Result	MS Spike Conc.	MSD Spike Conc.	MS Result	MSD Result	MS % Rec	MSD % Rec	% Rec Limits	RPD	Qual
Lead	ug/L	ND	500	500	473	467	95	93	75-125	1	

Results presented on this page are in the units indicated by the "Units" column except where an alternate unit is presented to the right of the result.

REPORT OF LABORATORY ANALYSIS

This report shall not be reproduced, except in full,
without the written consent of Pace Analytical Services, LLC.

Pace Analytical Services, LLC
9800 Kincey Ave. Suite 100
Huntersville, NC 28078
(704)875-9092

QUALITY CONTROL DATA

Project: 2020-LI-2448
Pace Project No.: 92495188

QC Batch: 566039
QC Batch Method: SM 6200B
Analysis Method: SM 6200B
Analysis Description: 6200B MSV
Laboratory: Pace Analytical Services - Charlotte

Associated Lab Samples: 92495188001

METHOD BLANK: 3000061 Matrix: Water
Associated Lab Samples: 92495188001

Parameter	Units	Blank Result	Reporting Limit	Analyzed	Qualifiers
1,1,1,2-Tetrachloroethane	ug/L	ND	0.50	09/12/20 16:42	
1,1,1-Trichloroethane	ug/L	ND	0.50	09/12/20 16:42	
1,1,2,2-Tetrachloroethane	ug/L	ND	0.50	09/12/20 16:42	
1,1,2-Trichloroethane	ug/L	ND	0.50	09/12/20 16:42	
1,1-Dichloroethane	ug/L	ND	0.50	09/12/20 16:42	
1,1-Dichloroethene	ug/L	ND	0.50	09/12/20 16:42	
1,1-Dichloropropene	ug/L	ND	0.50	09/12/20 16:42	
1,2,3-Trichlorobenzene	ug/L	ND	2.0	09/12/20 16:42	
1,2,3-Trichloropropane	ug/L	ND	0.50	09/12/20 16:42	
1,2,4-Trichlorobenzene	ug/L	ND	2.0	09/12/20 16:42	
1,2,4-Trimethylbenzene	ug/L	ND	0.50	09/12/20 16:42	
1,2-Dibromo-3-chloropropane	ug/L	ND	1.0	09/12/20 16:42	
1,2-Dibromoethane (EDB)	ug/L	ND	0.50	09/12/20 16:42	
1,2-Dichlorobenzene	ug/L	ND	0.50	09/12/20 16:42	
1,2-Dichloroethane	ug/L	ND	0.50	09/12/20 16:42	
1,2-Dichloropropane	ug/L	ND	0.50	09/12/20 16:42	
1,3,5-Trimethylbenzene	ug/L	ND	0.50	09/12/20 16:42	
1,3-Dichlorobenzene	ug/L	ND	0.50	09/12/20 16:42	
1,3-Dichloropropane	ug/L	ND	0.50	09/12/20 16:42	
1,4-Dichlorobenzene	ug/L	ND	0.50	09/12/20 16:42	
2,2-Dichloropropane	ug/L	ND	0.50	09/12/20 16:42	
2-Chlorotoluene	ug/L	ND	0.50	09/12/20 16:42	
4-Chlorotoluene	ug/L	ND	0.50	09/12/20 16:42	
Benzene	ug/L	ND	0.50	09/12/20 16:42	
Bromobenzene	ug/L	ND	0.50	09/12/20 16:42	
Bromochloromethane	ug/L	ND	0.50	09/12/20 16:42	
Bromodichloromethane	ug/L	ND	0.50	09/12/20 16:42	
Bromoform	ug/L	ND	0.50	09/12/20 16:42	
Bromomethane	ug/L	ND	5.0	09/12/20 16:42	
Carbon tetrachloride	ug/L	ND	0.50	09/12/20 16:42	
Chlorobenzene	ug/L	ND	0.50	09/12/20 16:42	
Chloroethane	ug/L	ND	1.0	09/12/20 16:42	
Chloroform	ug/L	ND	0.50	09/12/20 16:42	
Chloromethane	ug/L	ND	1.0	09/12/20 16:42	
cis-1,2-Dichloroethene	ug/L	ND	0.50	09/12/20 16:42	
cis-1,3-Dichloropropene	ug/L	ND	0.50	09/12/20 16:42	
Dibromochloromethane	ug/L	ND	0.50	09/12/20 16:42	
Dibromomethane	ug/L	ND	0.50	09/12/20 16:42	
Dichlorodifluoromethane	ug/L	ND	0.50	09/12/20 16:42	
Diisopropyl ether	ug/L	ND	0.50	09/12/20 16:42	

Results presented on this page are in the units indicated by the "Units" column except where an alternate unit is presented to the right of the result.

REPORT OF LABORATORY ANALYSIS

This report shall not be reproduced, except in full,
without the written consent of Pace Analytical Services, LLC.

Pace Analytical Services, LLC
9800 Kincey Ave. Suite 100
Huntersville, NC 28078
(704)875-9092

QUALITY CONTROL DATA

Project: 2020-LI-2448
Pace Project No.: 92495188

METHOD BLANK: 3000061 Matrix: Water
Associated Lab Samples: 92495188001

Parameter	Units	Blank Result	Reporting Limit	Analyzed	Qualifiers
Ethylbenzene	ug/L	ND	0.50	09/12/20 16:42	
Hexachloro-1,3-butadiene	ug/L	ND	2.0	09/12/20 16:42	
Isopropylbenzene (Cumene)	ug/L	ND	0.50	09/12/20 16:42	
m&p-Xylene	ug/L	ND	1.0	09/12/20 16:42	
Methyl-tert-butyl ether	ug/L	ND	0.50	09/12/20 16:42	
Methylene Chloride	ug/L	ND	2.0	09/12/20 16:42	
n-Butylbenzene	ug/L	ND	0.50	09/12/20 16:42	
n-Propylbenzene	ug/L	ND	0.50	09/12/20 16:42	
Naphthalene	ug/L	ND	2.0	09/12/20 16:42	
o-Xylene	ug/L	ND	0.50	09/12/20 16:42	
sec-Butylbenzene	ug/L	ND	0.50	09/12/20 16:42	
Styrene	ug/L	ND	0.50	09/12/20 16:42	
tert-Butylbenzene	ug/L	ND	0.50	09/12/20 16:42	
Tetrachloroethene	ug/L	ND	0.50	09/12/20 16:42	
Toluene	ug/L	ND	0.50	09/12/20 16:42	
trans-1,2-Dichloroethene	ug/L	ND	0.50	09/12/20 16:42	
trans-1,3-Dichloropropene	ug/L	ND	0.50	09/12/20 16:42	
Trichloroethene	ug/L	ND	0.50	09/12/20 16:42	
Trichlorofluoromethane	ug/L	ND	1.0	09/12/20 16:42	
Vinyl chloride	ug/L	ND	1.0	09/12/20 16:42	
1,2-Dichloroethane-d4 (S)	%	91	70-130	09/12/20 16:42	
4-Bromofluorobenzene (S)	%	94	70-130	09/12/20 16:42	
Toluene-d8 (S)	%	101	70-130	09/12/20 16:42	

LABORATORY CONTROL SAMPLE: 3000062

Parameter	Units	Spike Conc.	LCS Result	LCS % Rec	% Rec Limits	Qualifiers
1,1,1,2-Tetrachloroethane	ug/L	50	54.4	109	60-140	
1,1,1-Trichloroethane	ug/L	50	49.4	99	60-140	
1,1,2,2-Tetrachloroethane	ug/L	50	54.3	109	60-140	
1,1,2-Trichloroethane	ug/L	50	53.5	107	60-140	
1,1-Dichloroethane	ug/L	50	47.7	95	60-140	
1,1-Dichloroethene	ug/L	50	50.6	101	60-140	
1,1-Dichloropropene	ug/L	50	50.8	102	60-140	
1,2,3-Trichlorobenzene	ug/L	50	59.0	118	60-140	
1,2,3-Trichloropropane	ug/L	50	53.7	107	60-140	
1,2,4-Trichlorobenzene	ug/L	50	58.8	118	60-140	
1,2,4-Trimethylbenzene	ug/L	50	53.8	108	60-140	
1,2-Dibromo-3-chloropropane	ug/L	50	55.6	111	60-140	
1,2-Dibromoethane (EDB)	ug/L	50	56.8	114	60-140	
1,2-Dichlorobenzene	ug/L	50	54.5	109	60-140	
1,2-Dichloroethane	ug/L	50	41.7	83	60-140	
1,2-Dichloropropane	ug/L	50	55.0	110	60-140	
1,3,5-Trimethylbenzene	ug/L	50	53.7	107	60-140	

Results presented on this page are in the units indicated by the "Units" column except where an alternate unit is presented to the right of the result.

REPORT OF LABORATORY ANALYSIS

This report shall not be reproduced, except in full,
without the written consent of Pace Analytical Services, LLC.

Pace Analytical Services, LLC
9800 Kincey Ave. Suite 100
Huntersville, NC 28078
(704)875-9092

QUALITY CONTROL DATA

Project: 2020-LI-2448
Pace Project No.: 92495188

LABORATORY CONTROL SAMPLE: 3000062

Parameter	Units	Spike Conc.	LCS Result	LCS % Rec	% Rec Limits	Qualifiers
1,3-Dichlorobenzene	ug/L	50	55.0	110	60-140	
1,3-Dichloropropane	ug/L	50	56.4	113	60-140	
1,4-Dichlorobenzene	ug/L	50	54.3	109	60-140	
2,2-Dichloropropane	ug/L	50	48.0	96	60-140	
2-Chlorotoluene	ug/L	50	55.6	111	60-140	
4-Chlorotoluene	ug/L	50	53.2	106	60-140	
Benzene	ug/L	50	52.7	105	60-140	
Bromobenzene	ug/L	50	53.6	107	60-140	
Bromochloromethane	ug/L	50	51.2	102	60-140	
Bromodichloromethane	ug/L	50	48.4	97	60-140	
Bromoform	ug/L	50	52.8	106	60-140	
Bromomethane	ug/L	50	48.6	97	60-140	
Carbon tetrachloride	ug/L	50	53.6	107	60-140	
Chlorobenzene	ug/L	50	54.7	109	60-140	
Chloroethane	ug/L	50	35.9	72	60-140	
Chloroform	ug/L	50	45.1	90	60-140	
Chloromethane	ug/L	50	52.5	105	60-140	
cis-1,2-Dichloroethene	ug/L	50	47.3	95	60-140	
cis-1,3-Dichloropropene	ug/L	50	55.9	112	60-140	
Dibromochloromethane	ug/L	50	54.0	108	60-140	
Dibromomethane	ug/L	50	54.3	109	60-140	
Dichlorodifluoromethane	ug/L	50	53.8	108	60-140	
Diisopropyl ether	ug/L	50	48.0	96	60-140	
Ethylbenzene	ug/L	50	54.7	109	60-140	
Hexachloro-1,3-butadiene	ug/L	50	58.4	117	60-140	
Isopropylbenzene (Cumene)	ug/L	50	55.0	110	60-140	
m&p-Xylene	ug/L	100	107	107	60-140	
Methyl-tert-butyl ether	ug/L	50	47.6	95	60-140	
Methylene Chloride	ug/L	50	43.4	87	60-140	
n-Butylbenzene	ug/L	50	55.4	111	60-140	
n-Propylbenzene	ug/L	50	54.6	109	60-140	
Naphthalene	ug/L	50	61.1	122	60-140	
o-Xylene	ug/L	50	54.4	109	60-140	
sec-Butylbenzene	ug/L	50	55.5	111	60-140	
Styrene	ug/L	50	56.5	113	60-140	
tert-Butylbenzene	ug/L	50	46.1	92	60-140	
Tetrachloroethene	ug/L	50	57.7	115	60-140	
Toluene	ug/L	50	52.6	105	60-140	
trans-1,2-Dichloroethene	ug/L	50	48.7	97	60-140	
trans-1,3-Dichloropropene	ug/L	50	52.2	104	60-140	
Trichloroethene	ug/L	50	55.6	111	60-140	
Trichlorofluoromethane	ug/L	50	47.9	96	60-140	
Vinyl chloride	ug/L	50	54.1	108	60-140	
1,2-Dichloroethane-d4 (S)	%			83	70-130	
4-Bromofluorobenzene (S)	%			100	70-130	
Toluene-d8 (S)	%			100	70-130	

Results presented on this page are in the units indicated by the "Units" column except where an alternate unit is presented to the right of the result.

REPORT OF LABORATORY ANALYSIS

This report shall not be reproduced, except in full,
without the written consent of Pace Analytical Services, LLC.

Pace Analytical Services, LLC
9800 Kincey Ave. Suite 100
Huntersville, NC 28078
(704)875-9092

QUALITY CONTROL DATA

Project: 2020-LI-2448
Pace Project No.: 92495188

MATRIX SPIKE & MATRIX SPIKE DUPLICATE: 3000063 3000064

Parameter	Units	92495100001 Result	MS Spike Conc.	MSD Spike Conc.	MS Result	MSD Result	MS % Rec	MSD % Rec	% Rec Limits	RPD	Qual
1,1,1,2-Tetrachloroethane	ug/L	ND	20	20	23.3	22.5	116	112	60-140	4	
1,1,1-Trichloroethane	ug/L	ND	20	20	22.1	21.8	111	109	60-140	1	
1,1,2,2-Tetrachloroethane	ug/L	ND	20	20	21.7	21.7	109	109	60-140	0	
1,1,2-Trichloroethane	ug/L	ND	20	20	22.5	22.0	113	110	60-140	2	
1,1-Dichloroethane	ug/L	ND	20	20	21.7	20.8	108	104	60-140	4	
1,1-Dichloroethene	ug/L	ND	20	20	23.5	22.9	117	115	60-140	2	
1,1-Dichloropropene	ug/L	ND	20	20	22.8	21.8	114	109	60-140	4	
1,2,3-Trichlorobenzene	ug/L	ND	20	20	20.3	20.7	102	103	60-140	2	
1,2,3-Trichloropropane	ug/L	ND	20	20	21.0	21.5	105	108	60-140	2	
1,2,4-Trichlorobenzene	ug/L	ND	20	20	21.9	21.7	110	108	60-140	1	
1,2,4-Trimethylbenzene	ug/L	ND	20	20	22.5	21.9	113	110	60-140	3	
1,2-Dibromo-3-chloropropane	ug/L	ND	20	20	20.7	21.5	104	108	60-140	4	
1,2-Dibromoethane (EDB)	ug/L	ND	20	20	23.3	22.7	117	113	60-140	3	
1,2-Dichlorobenzene	ug/L	ND	20	20	22.1	21.4	110	107	60-140	3	
1,2-Dichloroethane	ug/L	ND	20	20	17.6	18.1	88	91	60-140	3	
1,2-Dichloropropane	ug/L	ND	20	20	23.8	22.8	119	114	60-140	4	
1,3,5-Trimethylbenzene	ug/L	ND	20	20	23.1	22.6	116	113	60-140	2	
1,3-Dichlorobenzene	ug/L	ND	20	20	22.3	22.0	112	110	60-140	2	
1,3-Dichloropropane	ug/L	ND	20	20	23.2	23.3	116	117	60-140	0	
1,4-Dichlorobenzene	ug/L	ND	20	20	22.3	21.7	112	108	60-140	3	
2,2-Dichloropropane	ug/L	ND	20	20	22.4	21.6	112	108	60-140	4	
2-Chlorotoluene	ug/L	ND	20	20	23.1	22.6	116	113	60-140	2	
4-Chlorotoluene	ug/L	ND	20	20	21.9	21.8	109	109	60-140	1	
Benzene	ug/L	ND	20	20	23.5	23.0	116	113	60-140	2	
Bromobenzene	ug/L	ND	20	20	22.7	22.4	113	112	60-140	1	
Bromochloromethane	ug/L	ND	20	20	21.9	21.9	110	109	60-140	0	
Bromodichloromethane	ug/L	ND	20	20	20.4	19.9	102	99	60-140	3	
Bromoform	ug/L	ND	20	20	21.0	20.9	105	104	60-140	1	
Bromomethane	ug/L	ND	20	20	25.6	27.0	128	135	60-140	5	
Carbon tetrachloride	ug/L	ND	20	20	24.4	23.6	122	118	60-140	3	
Chlorobenzene	ug/L	ND	20	20	23.3	22.6	117	113	60-140	3	
Chloroethane	ug/L	ND	20	20	21.3	19.7	106	99	60-140	8	
Chloroform	ug/L	ND	20	20	20.1	19.4	100	97	60-140	4	
Chloromethane	ug/L	ND	20	20	22.0	22.2	110	111	60-140	1	
cis-1,2-Dichloroethene	ug/L	ND	20	20	21.2	20.7	106	104	60-140	2	
cis-1,3-Dichloropropene	ug/L	ND	20	20	23.9	23.2	119	116	60-140	3	
Dibromochloromethane	ug/L	ND	20	20	22.6	22.2	113	111	60-140	2	
Dibromomethane	ug/L	ND	20	20	22.5	21.8	112	109	60-140	3	
Dichlorodifluoromethane	ug/L	ND	20	20	25.5	24.8	128	124	60-140	3	
Diisopropyl ether	ug/L	3.2	20	20	23.6	23.7	102	102	60-140	0	
Ethylbenzene	ug/L	ND	20	20	23.6	23.0	118	115	60-140	3	
Hexachloro-1,3-butadiene	ug/L	ND	20	20	24.6	19.7	123	98	60-140	22	
Isopropylbenzene (Cumene)	ug/L	ND	20	20	24.1	22.9	120	114	60-140	5	
m&p-Xylene	ug/L	ND	40	40	46.3	44.9	116	112	60-140	3	
Methyl-tert-butyl ether	ug/L	1.3	20	20	21.7	21.7	102	102	60-140	0	
Methylene Chloride	ug/L	ND	20	20	19.4	19.1	97	95	60-140	2	

Results presented on this page are in the units indicated by the "Units" column except where an alternate unit is presented to the right of the result.

REPORT OF LABORATORY ANALYSIS

This report shall not be reproduced, except in full,
without the written consent of Pace Analytical Services, LLC.

Pace Analytical Services, LLC
9800 Kincey Ave. Suite 100
Huntersville, NC 28078
(704)875-9092

QUALITY CONTROL DATA

Project: 2020-LI-2448
Pace Project No.: 92495188

MATRIX SPIKE & MATRIX SPIKE DUPLICATE: 3000063 3000064

Parameter	Units	92495100001 Result	MS Spike Conc.	MSD Spike Conc.	MS Result	MSD Result	MS % Rec	MSD % Rec	% Rec Limits	RPD	Qual
n-Butylbenzene	ug/L	ND	20	20	23.3	21.7	116	109	60-140	7	
n-Propylbenzene	ug/L	ND	20	20	23.7	23.1	119	115	60-140	3	
Naphthalene	ug/L	ND	20	20	20.0	21.0	100	105	60-140	5	
o-Xylene	ug/L	ND	20	20	23.1	22.5	115	113	60-140	2	
sec-Butylbenzene	ug/L	ND	20	20	24.3	23.0	121	115	60-140	5	
Styrene	ug/L	ND	20	20	23.1	22.4	115	112	60-140	3	
tert-Butylbenzene	ug/L	ND	20	20	20.1	19.5	101	97	60-140	3	
Tetrachloroethene	ug/L	ND	20	20	25.0	24.1	125	120	60-140	4	
Toluene	ug/L	ND	20	20	23.7	22.8	119	114	60-140	4	
trans-1,2-Dichloroethene	ug/L	ND	20	20	22.6	21.9	113	109	60-140	4	
trans-1,3-Dichloropropene	ug/L	ND	20	20	21.6	21.7	108	108	60-140	0	
Trichloroethene	ug/L	ND	20	20	25.0	23.7	125	119	60-140	5	
Trichlorofluoromethane	ug/L	ND	20	20	26.5	25.1	131	124	60-140	5	
Vinyl chloride	ug/L	ND	20	20	24.5	24.3	123	122	60-140	1	
1,2-Dichloroethane-d4 (S)	%						90	90	70-130		
4-Bromofluorobenzene (S)	%						98	96	70-130		
Toluene-d8 (S)	%						99	100	70-130		

Results presented on this page are in the units indicated by the "Units" column except where an alternate unit is presented to the right of the result.

REPORT OF LABORATORY ANALYSIS

This report shall not be reproduced, except in full,
without the written consent of Pace Analytical Services, LLC.

Pace Analytical Services, LLC
9800 Kincey Ave. Suite 100
Huntersville, NC 28078
(704)875-9092

QUALIFIERS

Project: 2020-LI-2448
Pace Project No.: 92495188

DEFINITIONS

DF - Dilution Factor, if reported, represents the factor applied to the reported data due to dilution of the sample aliquot.

ND - Not Detected at or above adjusted reporting limit.

TNTC - Too Numerous To Count

J - Estimated concentration above the adjusted method detection limit and below the adjusted reporting limit.

MDL - Adjusted Method Detection Limit.

PQL - Practical Quantitation Limit.

RL - Reporting Limit - The lowest concentration value that meets project requirements for quantitative data with known precision and bias for a specific analyte in a specific matrix.

S - Surrogate

1,2-Diphenylhydrazine decomposes to and cannot be separated from Azobenzene using Method 8270. The result for each analyte is a combined concentration.

Consistent with EPA guidelines, unrounded data are displayed and have been used to calculate % recovery and RPD values.

LCS(D) - Laboratory Control Sample (Duplicate)

MS(D) - Matrix Spike (Duplicate)

DUP - Sample Duplicate

RPD - Relative Percent Difference

NC - Not Calculable.

SG - Silica Gel - Clean-Up

U - Indicates the compound was analyzed for, but not detected.

Acid preservation may not be appropriate for 2 Chloroethylvinyl ether.

A separate vial preserved to a pH of 4-5 is recommended in SW846 Chapter 4 for the analysis of Acrolein and Acrylonitrile by EPA Method 8260.

N-Nitrosodiphenylamine decomposes and cannot be separated from Diphenylamine using Method 8270. The result reported for each analyte is a combined concentration.

Pace Analytical is TNI accredited. Contact your Pace PM for the current list of accredited analytes.

TNI - The NELAC Institute.

This report shall not be reproduced, except in full,
without the written consent of Pace Analytical Services, LLC.

Pace Analytical Services, LLC
9800 Kincey Ave. Suite 100
Huntersville, NC 28078
(704)875-9092

QUALITY CONTROL DATA CROSS REFERENCE TABLE

Project: 2020-LI-2448
Pace Project No.: 92495188

Lab ID	Sample ID	QC Batch Method	QC Batch	Analytical Method	Analytical Batch
92495188001	**14037_LAWTHER_RD**	MADEPV	1543344	MADEP VPH	1543344
92495188001	**14037_LAWTHER_RD**	EPA 3010A	566001	EPA 6010D	566017
92495188001	**14037_LAWTHER_RD**	SM 6200B	566039		

This report shall not be reproduced, except in full,
without the written consent of Pace Analytical Services, LLC.

CHAIN-OF-CUSTODY Analytical Request Document

Pace Analytical®

Chain-of-Custody is a LEGAL DOCUMENT - Complete all relevent fields

LAB USE ONLY — WO# : 92495188 — AI 92495188

Company: Apex Companies	Billing Information:
Address:	
Report To: Andrew Street	Email To: Andrew Street, Emily Little
Copy To:	Site Collection Info/Address: 14037 Lawther RD
Customer Project Name/Number: 2020-LI-2448	State: NC County/City: Huntersville Time Zone Collected: [ ] PT [ ] MT [ ] CT [✓] ET
Phone: Email:	Site/Facility ID #: Compliance Monitoring? [ ] Yes [ ] No
Collected By (print): Matthew Fraidi	Purchase Order #: Quote #: DW PWS ID #: DW Location Code:
Collected By (signature):	Turnaround Date Required: ASAP Immediately Packed on Ice: [✓] Yes [ ] No
Sample Disposal: [ ] Dispose as appropriate [ ] Return [ ] Archive: [ ] Hold:	Rush: [ ] Same Day [ ] Next Day [ ] 2 Day [ ] 3 Day [ ] 4 Day [ ] 5 Day (Expedite Charges Apply) Field Filtered (if applicable): [ ] Yes [ ] No Analysis:

Container Preservative Type ** — Lab Project Manager:

** Preservative Types: (1) nitric acid, (2) sulfuric acid, (3) hydrochloric acid, (4) sodium hydroxide, (5) zinc acetate, (6) methanol, (7) sodium bisulfate, (8) sodium thiosulfate, (9) hexane, (A) ascorbic acid, (B) ammonium sulfate, (C) ammonium hydroxide, (D) TSP, (U) Unpreserved, (O) Other _____

Analyses

* Matrix Codes (Insert in Matrix box below): Drinking Water (DW), Ground Water (GW), Wastewater (WW), Product (P), Soil/Solid (SL), Oil (OL), Wipe (WP), Air (AR), Tissue (TS), Bioassay (B), Vapor (V), Other (OT)

Customer Sample ID	Matrix *	Comp / Grab	Collected (or Composite Start) Date	Collected (or Composite Start) Time	Composite End Date	Composite End Time	Res Cl	# of Ctns	SM6200 B VOCs	Lead	MADEP VPH	
14037 Lawther RD	DW	G	09/11	1515				8	X	X	X	

Lab Profile/Line:

Lab Sample Receipt Checklist:

Custody Seals Present/Intact	Y N NA
Custody Signatures Present	Y N NA
Collector Signature Present	Y N NA
Bottles Intact	Y N NA
Correct Bottles	Y N NA
Sufficient Volume	Y N NA
Samples Received on Ice	Y N NA
VOA - Headspace Acceptable	Y N NA
USDA Regulated Soils	Y N NA
Samples in Holding Time	Y N NA
Residual Chlorine Present	Y N NA
Cl Strips:	
Sample pH Acceptable	Y N NA
pH Strips:	
Sulfide Present	Y N NA
Lead Acetate Strips:	

LAB USE ONLY:
Lab Sample # / Comments:
92495188

Customer Remarks / Special Conditions / Possible Hazards:

Type of Ice Used: Wet Blue Dry None

Packing Material Used: Bubble Bag

Radchem sample(s) screened (<500 cpm): Y N NA

SHORT HOLDS PRESENT (<72 hours): Y N N/A

Lab Tracking #: 2539432

Samples received via: FEDEX UPS Client Courier Pace Courier

Lab Sample Temperature Info:
Temp Blank Received: Y N NA
Therm ID#: 92100611
Cooler 1 Temp Upon Receipt: 1.3 oC
Cooler 1 Therm Corr. Factor: 0 oC
Cooler 1 Corrected Temp: 1.3 oC
Comments:

Relinquished by/Company: (Signature) Apex	Date/Time: 1230 09/11/20	Received by/Company: (Signature) Apex	Date/Time: 9-11-20/1730
Relinquished by/Company: (Signature) Apex	Date/Time: 9-11-20/1815	Received by/Company: (Signature) BB PACE HV	Date/Time: 9/11/20 1810
Relinquished by/Company: (Signature)	Date/Time:	Received by/Company: (Signature)	Date/Time:

MTJL LAB USE ONLY
Table #:
Acctnum:
Template:
Prelogin:
PM:
PB:

Trip Blank Received: Y N NA
HCL MeOH TSP Other

Non Conformance(s): YES / NO

Page: _____ of: _____

Pace Analytical Services, LLC
9800 Kincey Ave. Suite 100
Huntersville, NC 28078
(704)875-9092

September 16, 2020

Andrew Street
Apex Companies - NC
5900 Northwoods Business Pkwy
Suite 5900-0
Charlotte, NC 28269

RE: Project: 2020-LI-2448
Pace Project No.: 92495190

Dear Andrew Street:

Enclosed are the analytical results for sample(s) received by the laboratory on September 11, 2020. The results relate only to the samples included in this report. Results reported herein conform to the applicable TNI/NELAC Standards and the laboratory's Quality Manual, where applicable, unless otherwise noted in the body of the report.

The test results provided in this final report were generated by each of the following laboratories within the Pace Network:

- Pace National - Mt. Juliet
- Pace Analytical Services - Asheville
- Pace Analytical Services - Charlotte

If you have any questions concerning this report, please feel free to contact me.

Sincerely,

Angela M. Baioni

Angela Baioni
angela.baioni@pacelabs.com
(704)875-9092
Project Manager

Enclosures

cc: J Culbreath, Colonial Pipeline Company
Robert Hughes, Colonial Pipeline
Margaret King, APEX Companies, LLC
Emily Little, Apex Companies
Jeff Morrison, Colonial Pipeline Company
Tom Naumann, APEX Companies - NC
Joe Nicolette, Montrose-EPS
Christopher Schultz, Apex Companies
J Tate, Colonial Pipeline Company
Alex Testoff, Montrose-EPS
Michael Verdon, Colonial Pipeline Company
JM Wyatt, Colonial Pipeline Company

REPORT OF LABORATORY ANALYSIS

This report shall not be reproduced, except in full,
without the written consent of Pace Analytical Services, LLC.

Pace Analytical Services, LLC
9800 Kincey Ave. Suite 100
Huntersville, NC 28078
(704)875-9092

CERTIFICATIONS

Project: 2020-LI-2448
Pace Project No.: 92495190

Pace Analytical Services National

12065 Lebanon Road, Mt. Juliet, TN 37122
Alabama Certification #: 40660
Alaska Certification 17-026
Arizona Certification #: AZ0612
Arkansas Certification #: 88-0469
California Certification #: 2932
Canada Certification #: 1461.01
Colorado Certification #: TN00003
Connecticut Certification #: PH-0197
DOD Certification: #1461.01
EPA# TN00003
Florida Certification #: E87487
Georgia DW Certification #: 923
Georgia Certification: NELAP
Idaho Certification #: TN00003
Illinois Certification #: 200008
Indiana Certification #: C-TN-01
Iowa Certification #: 364
Kansas Certification #: E-10277
Kentucky UST Certification #: 16
Kentucky Certification #: 90010
Louisiana Certification #: AI30792
Louisiana DW Certification #: LA180010
Maine Certification #: TN0002
Maryland Certification #: 324
Massachusetts Certification #: M-TN003
Michigan Certification #: 9958
Minnesota Certification #: 047-999-395
Mississippi Certification #: TN00003
Missouri Certification #: 340
Montana Certification #: CERT0086
Nebraska Certification #: NE-OS-15-05
Nevada Certification #: TN-03-2002-34
New Hampshire Certification #: 2975
New Jersey Certification #: TN002
New Mexico DW Certification
New York Certification #: 11742
North Carolina Aquatic Toxicity Certification #: 41
North Carolina Drinking Water Certification #: 21704
North Carolina Environmental Certificate #: 375
North Dakota Certification #: R-140
Ohio VAP Certification #: CL0069
Oklahoma Certification #: 9915
Oregon Certification #: TN200002
Pennsylvania Certification #: 68-02979
Rhode Island Certification #: LAO00356
South Carolina Certification #: 84004
South Dakota Certification
Tennessee DW/Chem/Micro Certification #: 2006
Texas Certification #: T 104704245-17-14
Texas Mold Certification #: LAB0152
USDA Soil Permit #: P330-15-00234
Utah Certification #: TN00003
Virginia Certification #: VT2006
Vermont Dept. of Health: ID# VT-2006
Virginia Certification #: 460132
Washington Certification #: C847
West Virginia Certification #: 233
Wisconsin Certification #: 9980939910
Wyoming UST Certification #: via A2LA 2926.01
A2LA-ISO 17025 Certification #: 1461.01
A2LA-ISO 17025 Certification #: 1461.02
AIHA-LAP/LLC EMLAP Certification #:100789

Pace Analytical Services Charlotte

9800 Kincey Ave. Ste 100, Huntersville, NC 28078
Louisiana/NELAP Certification # LA170028
North Carolina Drinking Water Certification #: 37706
North Carolina Field Services Certification #: 5342
North Carolina Wastewater Certification #: 12
South Carolina Certification #: 99006001
Florida/NELAP Certification #: E87627
Kentucky UST Certification #: 84
Virginia/VELAP Certification #: 460221

Pace Analytical Services Asheville

2225 Riverside Drive, Asheville, NC 28804
Florida/NELAP Certification #: E87648
Massachusetts Certification #: M-NC030
North Carolina Drinking Water Certification #: 37712
North Carolina Wastewater Certification #: 40
South Carolina Certification #: 99030001
Virginia/VELAP Certification #: 460222

REPORT OF LABORATORY ANALYSIS

This report shall not be reproduced, except in full,
without the written consent of Pace Analytical Services, LLC.

Pace Analytical Services, LLC
9800 Kincey Ave. Suite 100
Huntersville, NC 28078
(704)875-9092

SAMPLE ANALYTE COUNT

Project: 2020-LI-2448
Pace Project No.: 92495190

Lab ID	Sample ID	Method	Analysts	Analytes Reported	Laboratory
92495190001	**13923_AC_RD**	MADEP VPH	BMB	6	PAN
		EPA 6010D	DS	1	PASI-A
		SM 6200B	NSCQ	63	PASI-C

PAN = Pace National - Mt. Juliet
PASI-A = Pace Analytical Services - Asheville
PASI-C = Pace Analytical Services - Charlotte

This report shall not be reproduced, except in full,
without the written consent of Pace Analytical Services, LLC.

Pace Analytical Services, LLC
9800 Kincey Ave. Suite 100
Huntersville, NC 28078
(704)875-9092

ANALYTICAL RESULTS

Project: 2020-LI-2448
Pace Project No.: 92495190

Sample: 13923_AC_RD **Lab ID: 92495190001** Collected: 09/11/20 11:05 Received: 09/11/20 18:15 Matrix: Water

Parameters	Results	Units	Report Limit	DF	Prepared	Analyzed	CAS No.	Qual
MADEPV	Analytical Method: MADEP VPH Preparation Method: MADEPV Pace National - Mt. Juliet							
Aliphatic (C05-C08)	ND	ug/L	100	1	09/15/20 13:46	09/15/20 13:46		
Aliphatic (C09-C12)	ND	ug/L	100	1	09/15/20 13:46	09/15/20 13:46		
Aromatic (C09-C10),Unadjusted	ND	ug/L	100	1	09/15/20 13:46	09/15/20 13:46	TPHC9C10A	
Total VPH	ND	ug/L	100	1	09/15/20 13:46	09/15/20 13:46	VPH	
Surrogates								
2,5-Dibromotoluene (FID)	91.2	%	70.0-130	1	09/15/20 13:46	09/15/20 13:46	615-59-8FID	
2,5-Dibromotoluene (PID)	80.1	%	70.0-130	1	09/15/20 13:46	09/15/20 13:46	615-59-8PID	
6010 MET ICP	Analytical Method: EPA 6010D Preparation Method: EPA 3010A Pace Analytical Services - Asheville							
Lead	ND	ug/L	5.0	1	09/12/20 01:48	09/12/20 17:32	7439-92-1	
6200B MSV	Analytical Method: SM 6200B Pace Analytical Services - Charlotte							
Benzene	ND	ug/L	0.50	1		09/12/20 13:40	71-43-2	
Bromobenzene	ND	ug/L	0.50	1		09/12/20 13:40	108-86-1	
Bromochloromethane	ND	ug/L	0.50	1		09/12/20 13:40	74-97-5	
Bromodichloromethane	ND	ug/L	0.50	1		09/12/20 13:40	75-27-4	
Bromoform	ND	ug/L	0.50	1		09/12/20 13:40	75-25-2	
Bromomethane	ND	ug/L	5.0	1		09/12/20 13:40	74-83-9	
n-Butylbenzene	ND	ug/L	0.50	1		09/12/20 13:40	104-51-8	
sec-Butylbenzene	ND	ug/L	0.50	1		09/12/20 13:40	135-98-8	
tert-Butylbenzene	ND	ug/L	0.50	1		09/12/20 13:40	98-06-6	
Carbon tetrachloride	ND	ug/L	0.50	1		09/12/20 13:40	56-23-5	
Chlorobenzene	ND	ug/L	0.50	1		09/12/20 13:40	108-90-7	
Chloroethane	ND	ug/L	1.0	1		09/12/20 13:40	75-00-3	
Chloroform	ND	ug/L	0.50	1		09/12/20 13:40	67-66-3	
Chloromethane	ND	ug/L	1.0	1		09/12/20 13:40	74-87-3	
2-Chlorotoluene	ND	ug/L	0.50	1		09/12/20 13:40	95-49-8	
4-Chlorotoluene	ND	ug/L	0.50	1		09/12/20 13:40	106-43-4	
1,2-Dibromo-3-chloropropane	ND	ug/L	1.0	1		09/12/20 13:40	96-12-8	
Dibromochloromethane	ND	ug/L	0.50	1		09/12/20 13:40	124-48-1	
1,2-Dibromoethane (EDB)	ND	ug/L	0.50	1		09/12/20 13:40	106-93-4	
Dibromomethane	ND	ug/L	0.50	1		09/12/20 13:40	74-95-3	
1,2-Dichlorobenzene	ND	ug/L	0.50	1		09/12/20 13:40	95-50-1	
1,3-Dichlorobenzene	ND	ug/L	0.50	1		09/12/20 13:40	541-73-1	
1,4-Dichlorobenzene	ND	ug/L	0.50	1		09/12/20 13:40	106-46-7	
Dichlorodifluoromethane	ND	ug/L	0.50	1		09/12/20 13:40	75-71-8	
1,1-Dichloroethane	ND	ug/L	0.50	1		09/12/20 13:40	75-34-3	
1,2-Dichloroethane	ND	ug/L	0.50	1		09/12/20 13:40	107-06-2	
1,1-Dichloroethene	ND	ug/L	0.50	1		09/12/20 13:40	75-35-4	
cis-1,2-Dichloroethene	ND	ug/L	0.50	1		09/12/20 13:40	156-59-2	
trans-1,2-Dichloroethene	ND	ug/L	0.50	1		09/12/20 13:40	156-60-5	
1,2-Dichloropropane	ND	ug/L	0.50	1		09/12/20 13:40	78-87-5	
1,3-Dichloropropane	ND	ug/L	0.50	1		09/12/20 13:40	142-28-9	
2,2-Dichloropropane	ND	ug/L	0.50	1		09/12/20 13:40	594-20-7	

REPORT OF LABORATORY ANALYSIS

This report shall not be reproduced, except in full,
without the written consent of Pace Analytical Services, LLC.

Pace Analytical Services, LLC
9800 Kincey Ave. Suite 100
Huntersville, NC 28078
(704)875-9092

ANALYTICAL RESULTS

Project: 2020-LI-2448
Pace Project No.: 92495190

Sample: 13923_AC_RD **Lab ID: 92495190001** Collected: 09/11/20 11:05 Received: 09/11/20 18:15 Matrix: Water

Parameters	Results	Units	Report Limit	DF	Prepared	Analyzed	CAS No.	Qual
6200B MSV	Analytical Method: SM 6200B Pace Analytical Services - Charlotte							
1,1-Dichloropropene	ND	ug/L	0.50	1		09/12/20 13:40	563-58-6	
cis-1,3-Dichloropropene	ND	ug/L	0.50	1		09/12/20 13:40	10061-01-5	
trans-1,3-Dichloropropene	ND	ug/L	0.50	1		09/12/20 13:40	10061-02-6	
Diisopropyl ether	ND	ug/L	0.50	1		09/12/20 13:40	108-20-3	
Ethylbenzene	ND	ug/L	0.50	1		09/12/20 13:40	100-41-4	
Hexachloro-1,3-butadiene	ND	ug/L	2.0	1		09/12/20 13:40	87-68-3	
Isopropylbenzene (Cumene)	ND	ug/L	0.50	1		09/12/20 13:40	98-82-8	
Methylene Chloride	ND	ug/L	2.0	1		09/12/20 13:40	75-09-2	
Methyl-tert-butyl ether	ND	ug/L	0.50	1		09/12/20 13:40	1634-04-4	
Naphthalene	ND	ug/L	2.0	1		09/12/20 13:40	91-20-3	
n-Propylbenzene	ND	ug/L	0.50	1		09/12/20 13:40	103-65-1	
Styrene	ND	ug/L	0.50	1		09/12/20 13:40	100-42-5	
1,1,1,2-Tetrachloroethane	ND	ug/L	0.50	1		09/12/20 13:40	630-20-6	
1,1,2,2-Tetrachloroethane	ND	ug/L	0.50	1		09/12/20 13:40	79-34-5	
Tetrachloroethene	ND	ug/L	0.50	1		09/12/20 13:40	127-18-4	
Toluene	ND	ug/L	0.50	1		09/12/20 13:40	108-88-3	
1,2,3-Trichlorobenzene	ND	ug/L	2.0	1		09/12/20 13:40	87-61-6	
1,2,4-Trichlorobenzene	ND	ug/L	2.0	1		09/12/20 13:40	120-82-1	
1,1,1-Trichloroethane	ND	ug/L	0.50	1		09/12/20 13:40	71-55-6	
1,1,2-Trichloroethane	ND	ug/L	0.50	1		09/12/20 13:40	79-00-5	
Trichloroethene	ND	ug/L	0.50	1		09/12/20 13:40	79-01-6	
Trichlorofluoromethane	ND	ug/L	1.0	1		09/12/20 13:40	75-69-4	
1,2,3-Trichloropropane	ND	ug/L	0.50	1		09/12/20 13:40	96-18-4	
1,2,4-Trimethylbenzene	ND	ug/L	0.50	1		09/12/20 13:40	95-63-6	
1,3,5-Trimethylbenzene	ND	ug/L	0.50	1		09/12/20 13:40	108-67-8	
Vinyl chloride	ND	ug/L	1.0	1		09/12/20 13:40	75-01-4	
m&p-Xylene	ND	ug/L	1.0	1		09/12/20 13:40	179601-23-1	
o-Xylene	ND	ug/L	0.50	1		09/12/20 13:40	95-47-6	
Surrogates								
1,2-Dichloroethane-d4 (S)	88	%	70-130	1		09/12/20 13:40	17060-07-0	
4-Bromofluorobenzene (S)	94	%	70-130	1		09/12/20 13:40	460-00-4	
Toluene-d8 (S)	99	%	70-130	1		09/12/20 13:40	2037-26-5	

REPORT OF LABORATORY ANALYSIS

This report shall not be reproduced, except in full,
without the written consent of Pace Analytical Services, LLC.

Pace Analytical Services, LLC
9800 Kincey Ave. Suite 100
Huntersville, NC 28078
(704)875-9092

QUALITY CONTROL DATA

Project: 2020-LI-2448
Pace Project No.: 92495190

QC Batch: 1543344
QC Batch Method: MADEPV
Analysis Method: MADEP VPH
Analysis Description: MADEPV
Laboratory: Pace National - Mt. Juliet

Associated Lab Samples: 92495190001

METHOD BLANK: R3570767-3 Matrix: Water
Associated Lab Samples: 92495190001

Parameter	Units	Blank Result	Reporting Limit	Analyzed	Qualifiers
Aliphatic (C05-C08)	ug/L	ND	100	09/15/20 10:54	
Aliphatic (C09-C12)	ug/L	ND	100	09/15/20 10:54	
Aromatic (C09-C10),Unadjusted	ug/L	ND	100	09/15/20 10:54	
Total VPH	ug/L	ND	100	09/15/20 10:54	
2,5-Dibromotoluene (FID)	%	89.7	70.0-130	09/15/20 10:54	
2,5-Dibromotoluene (PID)	%	84.7	70.0-130	09/15/20 10:54	

LABORATORY CONTROL SAMPLE & LCSD: R3570767-1 R3570767-2

Parameter	Units	Spike Conc.	LCS Result	LCSD Result	LCS % Rec	LCSD % Rec	% Rec Limits	RPD	Max RPD	Qualifiers
Aliphatic (C05-C08)	ug/L	1200	1170	1140	97.5	95.0	70.0-130	2.60	25	
Aliphatic (C09-C12)	ug/L	1400	1390	1340	99.3	95.7	70.0-130	3.66	25	
Aromatic (C09-C10),Unadjusted	ug/L	200	170	177	85.0	88.5	70.0-130	4.03	25	
Total VPH	ug/L	2800	2730	2660	97.5	95.0	70.0-130	2.60	25	
2,5-Dibromotoluene (FID)	%				101	95.2	70.0-130			
2,5-Dibromotoluene (PID)	%				88.6	88.0	70.0-130			

Results presented on this page are in the units indicated by the "Units" column except where an alternate unit is presented to the right of the result.

REPORT OF LABORATORY ANALYSIS

This report shall not be reproduced, except in full,
without the written consent of Pace Analytical Services, LLC.

Pace Analytical Services, LLC
9800 Kincey Ave. Suite 100
Huntersville, NC 28078
(704)875-9092

QUALITY CONTROL DATA

Project: 2020-LI-2448
Pace Project No.: 92495190

QC Batch: 566001
QC Batch Method: EPA 3010A
Analysis Method: EPA 6010D
Analysis Description: 6010 MET
Laboratory: Pace Analytical Services - Asheville
Associated Lab Samples: 92495190001

METHOD BLANK: 2999937 Matrix: Water
Associated Lab Samples: 92495190001

Parameter	Units	Blank Result	Reporting Limit	Analyzed	Qualifiers
Lead	ug/L	ND	5.0	09/12/20 16:12	

LABORATORY CONTROL SAMPLE: 2999938

Parameter	Units	Spike Conc.	LCS Result	LCS % Rec	% Rec Limits	Qualifiers
Lead	ug/L	500	455	91	80-120	

MATRIX SPIKE & MATRIX SPIKE DUPLICATE: 2999939 2999940

Parameter	Units	92495051001 Result	MS Spike Conc.	MSD Spike Conc.	MS Result	MSD Result	MS % Rec	MSD % Rec	% Rec Limits	RPD	Qual
Lead	ug/L	ND	500	500	473	467	95	93	75-125	1	

Results presented on this page are in the units indicated by the "Units" column except where an alternate unit is presented to the right of the result.

REPORT OF LABORATORY ANALYSIS

This report shall not be reproduced, except in full,
without the written consent of Pace Analytical Services, LLC.

Pace Analytical Services, LLC
9800 Kincey Ave. Suite 100
Huntersville, NC 28078
(704)875-9092

QUALITY CONTROL DATA

Project: 2020-LI-2448
Pace Project No.: 92495190

QC Batch: 566039
QC Batch Method: SM 6200B
Analysis Method: SM 6200B
Analysis Description: 6200B MSV
Laboratory: Pace Analytical Services - Charlotte

Associated Lab Samples: 92495190001

METHOD BLANK: 3000061 Matrix: Water
Associated Lab Samples: 92495190001

Parameter	Units	Blank Result	Reporting Limit	Analyzed	Qualifiers
1,1,1,2-Tetrachloroethane	ug/L	ND	0.50	09/12/20 16:42	
1,1,1-Trichloroethane	ug/L	ND	0.50	09/12/20 16:42	
1,1,2,2-Tetrachloroethane	ug/L	ND	0.50	09/12/20 16:42	
1,1,2-Trichloroethane	ug/L	ND	0.50	09/12/20 16:42	
1,1-Dichloroethane	ug/L	ND	0.50	09/12/20 16:42	
1,1-Dichloroethene	ug/L	ND	0.50	09/12/20 16:42	
1,1-Dichloropropene	ug/L	ND	0.50	09/12/20 16:42	
1,2,3-Trichlorobenzene	ug/L	ND	2.0	09/12/20 16:42	
1,2,3-Trichloropropane	ug/L	ND	0.50	09/12/20 16:42	
1,2,4-Trichlorobenzene	ug/L	ND	2.0	09/12/20 16:42	
1,2,4-Trimethylbenzene	ug/L	ND	0.50	09/12/20 16:42	
1,2-Dibromo-3-chloropropane	ug/L	ND	1.0	09/12/20 16:42	
1,2-Dibromoethane (EDB)	ug/L	ND	0.50	09/12/20 16:42	
1,2-Dichlorobenzene	ug/L	ND	0.50	09/12/20 16:42	
1,2-Dichloroethane	ug/L	ND	0.50	09/12/20 16:42	
1,2-Dichloropropane	ug/L	ND	0.50	09/12/20 16:42	
1,3,5-Trimethylbenzene	ug/L	ND	0.50	09/12/20 16:42	
1,3-Dichlorobenzene	ug/L	ND	0.50	09/12/20 16:42	
1,3-Dichloropropane	ug/L	ND	0.50	09/12/20 16:42	
1,4-Dichlorobenzene	ug/L	ND	0.50	09/12/20 16:42	
2,2-Dichloropropane	ug/L	ND	0.50	09/12/20 16:42	
2-Chlorotoluene	ug/L	ND	0.50	09/12/20 16:42	
4-Chlorotoluene	ug/L	ND	0.50	09/12/20 16:42	
Benzene	ug/L	ND	0.50	09/12/20 16:42	
Bromobenzene	ug/L	ND	0.50	09/12/20 16:42	
Bromochloromethane	ug/L	ND	0.50	09/12/20 16:42	
Bromodichloromethane	ug/L	ND	0.50	09/12/20 16:42	
Bromoform	ug/L	ND	0.50	09/12/20 16:42	
Bromomethane	ug/L	ND	5.0	09/12/20 16:42	
Carbon tetrachloride	ug/L	ND	0.50	09/12/20 16:42	
Chlorobenzene	ug/L	ND	0.50	09/12/20 16:42	
Chloroethane	ug/L	ND	1.0	09/12/20 16:42	
Chloroform	ug/L	ND	0.50	09/12/20 16:42	
Chloromethane	ug/L	ND	1.0	09/12/20 16:42	
cis-1,2-Dichloroethene	ug/L	ND	0.50	09/12/20 16:42	
cis-1,3-Dichloropropene	ug/L	ND	0.50	09/12/20 16:42	
Dibromochloromethane	ug/L	ND	0.50	09/12/20 16:42	
Dibromomethane	ug/L	ND	0.50	09/12/20 16:42	
Dichlorodifluoromethane	ug/L	ND	0.50	09/12/20 16:42	
Diisopropyl ether	ug/L	ND	0.50	09/12/20 16:42	

Results presented on this page are in the units indicated by the "Units" column except where an alternate unit is presented to the right of the result.

REPORT OF LABORATORY ANALYSIS

This report shall not be reproduced, except in full,
without the written consent of Pace Analytical Services, LLC.

Pace Analytical Services, LLC
9800 Kincey Ave. Suite 100
Huntersville, NC 28078
(704)875-9092

QUALITY CONTROL DATA

Project: 2020-LI-2448
Pace Project No.: 92495190

METHOD BLANK: 3000061 Matrix: Water
Associated Lab Samples: 92495190001

Parameter	Units	Blank Result	Reporting Limit	Analyzed	Qualifiers
Ethylbenzene	ug/L	ND	0.50	09/12/20 16:42	
Hexachloro-1,3-butadiene	ug/L	ND	2.0	09/12/20 16:42	
Isopropylbenzene (Cumene)	ug/L	ND	0.50	09/12/20 16:42	
m&p-Xylene	ug/L	ND	1.0	09/12/20 16:42	
Methyl-tert-butyl ether	ug/L	ND	0.50	09/12/20 16:42	
Methylene Chloride	ug/L	ND	2.0	09/12/20 16:42	
n-Butylbenzene	ug/L	ND	0.50	09/12/20 16:42	
n-Propylbenzene	ug/L	ND	0.50	09/12/20 16:42	
Naphthalene	ug/L	ND	2.0	09/12/20 16:42	
o-Xylene	ug/L	ND	0.50	09/12/20 16:42	
sec-Butylbenzene	ug/L	ND	0.50	09/12/20 16:42	
Styrene	ug/L	ND	0.50	09/12/20 16:42	
tert-Butylbenzene	ug/L	ND	0.50	09/12/20 16:42	
Tetrachloroethene	ug/L	ND	0.50	09/12/20 16:42	
Toluene	ug/L	ND	0.50	09/12/20 16:42	
trans-1,2-Dichloroethene	ug/L	ND	0.50	09/12/20 16:42	
trans-1,3-Dichloropropene	ug/L	ND	0.50	09/12/20 16:42	
Trichloroethene	ug/L	ND	0.50	09/12/20 16:42	
Trichlorofluoromethane	ug/L	ND	1.0	09/12/20 16:42	
Vinyl chloride	ug/L	ND	1.0	09/12/20 16:42	
1,2-Dichloroethane-d4 (S)	%	91	70-130	09/12/20 16:42	
4-Bromofluorobenzene (S)	%	94	70-130	09/12/20 16:42	
Toluene-d8 (S)	%	101	70-130	09/12/20 16:42	

LABORATORY CONTROL SAMPLE: 3000062

Parameter	Units	Spike Conc.	LCS Result	LCS % Rec	% Rec Limits	Qualifiers
1,1,1,2-Tetrachloroethane	ug/L	50	54.4	109	60-140	
1,1,1-Trichloroethane	ug/L	50	49.4	99	60-140	
1,1,2,2-Tetrachloroethane	ug/L	50	54.3	109	60-140	
1,1,2-Trichloroethane	ug/L	50	53.5	107	60-140	
1,1-Dichloroethane	ug/L	50	47.7	95	60-140	
1,1-Dichloroethene	ug/L	50	50.6	101	60-140	
1,1-Dichloropropene	ug/L	50	50.8	102	60-140	
1,2,3-Trichlorobenzene	ug/L	50	59.0	118	60-140	
1,2,3-Trichloropropane	ug/L	50	53.7	107	60-140	
1,2,4-Trichlorobenzene	ug/L	50	58.8	118	60-140	
1,2,4-Trimethylbenzene	ug/L	50	53.8	108	60-140	
1,2-Dibromo-3-chloropropane	ug/L	50	55.6	111	60-140	
1,2-Dibromoethane (EDB)	ug/L	50	56.8	114	60-140	
1,2-Dichlorobenzene	ug/L	50	54.5	109	60-140	
1,2-Dichloroethane	ug/L	50	41.7	83	60-140	
1,2-Dichloropropane	ug/L	50	55.0	110	60-140	
1,3,5-Trimethylbenzene	ug/L	50	53.7	107	60-140	

Results presented on this page are in the units indicated by the "Units" column except where an alternate unit is presented to the right of the result.

REPORT OF LABORATORY ANALYSIS

This report shall not be reproduced, except in full,
without the written consent of Pace Analytical Services, LLC.

Pace Analytical Services, LLC
9800 Kincey Ave. Suite 100
Huntersville, NC 28078
(704)875-9092

QUALITY CONTROL DATA

Project: 2020-LI-2448
Pace Project No.: 92495190

LABORATORY CONTROL SAMPLE: 3000062

Parameter	Units	Spike Conc.	LCS Result	LCS % Rec	% Rec Limits	Qualifiers
1,3-Dichlorobenzene	ug/L	50	55.0	110	60-140	
1,3-Dichloropropane	ug/L	50	56.4	113	60-140	
1,4-Dichlorobenzene	ug/L	50	54.3	109	60-140	
2,2-Dichloropropane	ug/L	50	48.0	96	60-140	
2-Chlorotoluene	ug/L	50	55.6	111	60-140	
4-Chlorotoluene	ug/L	50	53.2	106	60-140	
Benzene	ug/L	50	52.7	105	60-140	
Bromobenzene	ug/L	50	53.6	107	60-140	
Bromochloromethane	ug/L	50	51.2	102	60-140	
Bromodichloromethane	ug/L	50	48.4	97	60-140	
Bromoform	ug/L	50	52.8	106	60-140	
Bromomethane	ug/L	50	48.6	97	60-140	
Carbon tetrachloride	ug/L	50	53.6	107	60-140	
Chlorobenzene	ug/L	50	54.7	109	60-140	
Chloroethane	ug/L	50	35.9	72	60-140	
Chloroform	ug/L	50	45.1	90	60-140	
Chloromethane	ug/L	50	52.5	105	60-140	
cis-1,2-Dichloroethene	ug/L	50	47.3	95	60-140	
cis-1,3-Dichloropropene	ug/L	50	55.9	112	60-140	
Dibromochloromethane	ug/L	50	54.0	108	60-140	
Dibromomethane	ug/L	50	54.3	109	60-140	
Dichlorodifluoromethane	ug/L	50	53.8	108	60-140	
Diisopropyl ether	ug/L	50	48.0	96	60-140	
Ethylbenzene	ug/L	50	54.7	109	60-140	
Hexachloro-1,3-butadiene	ug/L	50	58.4	117	60-140	
Isopropylbenzene (Cumene)	ug/L	50	55.0	110	60-140	
m&p-Xylene	ug/L	100	107	107	60-140	
Methyl-tert-butyl ether	ug/L	50	47.6	95	60-140	
Methylene Chloride	ug/L	50	43.4	87	60-140	
n-Butylbenzene	ug/L	50	55.4	111	60-140	
n-Propylbenzene	ug/L	50	54.6	109	60-140	
Naphthalene	ug/L	50	61.1	122	60-140	
o-Xylene	ug/L	50	54.4	109	60-140	
sec-Butylbenzene	ug/L	50	55.5	111	60-140	
Styrene	ug/L	50	56.5	113	60-140	
tert-Butylbenzene	ug/L	50	46.1	92	60-140	
Tetrachloroethene	ug/L	50	57.7	115	60-140	
Toluene	ug/L	50	52.6	105	60-140	
trans-1,2-Dichloroethene	ug/L	50	48.7	97	60-140	
trans-1,3-Dichloropropene	ug/L	50	52.2	104	60-140	
Trichloroethene	ug/L	50	55.6	111	60-140	
Trichlorofluoromethane	ug/L	50	47.9	96	60-140	
Vinyl chloride	ug/L	50	54.1	108	60-140	
1,2-Dichloroethane-d4 (S)	%			83	70-130	
4-Bromofluorobenzene (S)	%			100	70-130	
Toluene-d8 (S)	%			100	70-130	

Results presented on this page are in the units indicated by the "Units" column except where an alternate unit is presented to the right of the result.

REPORT OF LABORATORY ANALYSIS

This report shall not be reproduced, except in full,
without the written consent of Pace Analytical Services, LLC.

Pace Analytical Services, LLC
9800 Kincey Ave. Suite 100
Huntersville, NC 28078
(704)875-9092

QUALITY CONTROL DATA

Project: 2020-LI-2448
Pace Project No.: 92495190

MATRIX SPIKE & MATRIX SPIKE DUPLICATE: 3000063 3000064

Parameter	Units	92495100001 Result	MS Spike Conc.	MSD Spike Conc.	MS Result	MSD Result	MS % Rec	MSD % Rec	% Rec Limits	RPD	Qual
1,1,1,2-Tetrachloroethane	ug/L	ND	20	20	23.3	22.5	116	112	60-140	4	
1,1,1-Trichloroethane	ug/L	ND	20	20	22.1	21.8	111	109	60-140	1	
1,1,2,2-Tetrachloroethane	ug/L	ND	20	20	21.7	21.7	109	109	60-140	0	
1,1,2-Trichloroethane	ug/L	ND	20	20	22.5	22.0	113	110	60-140	2	
1,1-Dichloroethane	ug/L	ND	20	20	21.7	20.8	108	104	60-140	4	
1,1-Dichloroethene	ug/L	ND	20	20	23.5	22.9	117	115	60-140	2	
1,1-Dichloropropene	ug/L	ND	20	20	22.8	21.8	114	109	60-140	4	
1,2,3-Trichlorobenzene	ug/L	ND	20	20	20.3	20.7	102	103	60-140	2	
1,2,3-Trichloropropane	ug/L	ND	20	20	21.0	21.5	105	108	60-140	2	
1,2,4-Trichlorobenzene	ug/L	ND	20	20	21.9	21.7	110	108	60-140	1	
1,2,4-Trimethylbenzene	ug/L	ND	20	20	22.5	21.9	113	110	60-140	3	
1,2-Dibromo-3-chloropropane	ug/L	ND	20	20	20.7	21.5	104	108	60-140	4	
1,2-Dibromoethane (EDB)	ug/L	ND	20	20	23.3	22.7	117	113	60-140	3	
1,2-Dichlorobenzene	ug/L	ND	20	20	22.1	21.4	110	107	60-140	3	
1,2-Dichloroethane	ug/L	ND	20	20	17.6	18.1	88	91	60-140	3	
1,2-Dichloropropane	ug/L	ND	20	20	23.8	22.8	119	114	60-140	4	
1,3,5-Trimethylbenzene	ug/L	ND	20	20	23.1	22.6	116	113	60-140	2	
1,3-Dichlorobenzene	ug/L	ND	20	20	22.3	22.0	112	110	60-140	2	
1,3-Dichloropropane	ug/L	ND	20	20	23.2	23.3	116	117	60-140	0	
1,4-Dichlorobenzene	ug/L	ND	20	20	22.3	21.7	112	108	60-140	3	
2,2-Dichloropropane	ug/L	ND	20	20	22.4	21.6	112	108	60-140	4	
2-Chlorotoluene	ug/L	ND	20	20	23.1	22.6	116	113	60-140	2	
4-Chlorotoluene	ug/L	ND	20	20	21.9	21.8	109	109	60-140	1	
Benzene	ug/L	ND	20	20	23.5	23.0	116	113	60-140	2	
Bromobenzene	ug/L	ND	20	20	22.7	22.4	113	112	60-140	1	
Bromochloromethane	ug/L	ND	20	20	21.9	21.9	110	109	60-140	0	
Bromodichloromethane	ug/L	ND	20	20	20.4	19.9	102	99	60-140	3	
Bromoform	ug/L	ND	20	20	21.0	20.9	105	104	60-140	1	
Bromomethane	ug/L	ND	20	20	25.6	27.0	128	135	60-140	5	
Carbon tetrachloride	ug/L	ND	20	20	24.4	23.6	122	118	60-140	3	
Chlorobenzene	ug/L	ND	20	20	23.3	22.6	117	113	60-140	3	
Chloroethane	ug/L	ND	20	20	21.3	19.7	106	99	60-140	8	
Chloroform	ug/L	ND	20	20	20.1	19.4	100	97	60-140	4	
Chloromethane	ug/L	ND	20	20	22.0	22.2	110	111	60-140	1	
cis-1,2-Dichloroethene	ug/L	ND	20	20	21.2	20.7	106	104	60-140	2	
cis-1,3-Dichloropropene	ug/L	ND	20	20	23.9	23.2	119	116	60-140	3	
Dibromochloromethane	ug/L	ND	20	20	22.6	22.2	113	111	60-140	2	
Dibromomethane	ug/L	ND	20	20	22.5	21.8	112	109	60-140	3	
Dichlorodifluoromethane	ug/L	ND	20	20	25.5	24.8	128	124	60-140	3	
Diisopropyl ether	ug/L	3.2	20	20	23.6	23.7	102	102	60-140	0	
Ethylbenzene	ug/L	ND	20	20	23.6	23.0	118	115	60-140	3	
Hexachloro-1,3-butadiene	ug/L	ND	20	20	24.6	19.7	123	98	60-140	22	
Isopropylbenzene (Cumene)	ug/L	ND	20	20	24.1	22.9	120	114	60-140	5	
m&p-Xylene	ug/L	ND	40	40	46.3	44.9	116	112	60-140	3	
Methyl-tert-butyl ether	ug/L	1.3	20	20	21.7	21.7	102	102	60-140	0	
Methylene Chloride	ug/L	ND	20	20	19.4	19.1	97	95	60-140	2	

Results presented on this page are in the units indicated by the "Units" column except where an alternate unit is presented to the right of the result.

REPORT OF LABORATORY ANALYSIS

This report shall not be reproduced, except in full,
without the written consent of Pace Analytical Services, LLC.

Pace Analytical Services, LLC
9800 Kincey Ave. Suite 100
Huntersville, NC 28078
(704)875-9092

QUALITY CONTROL DATA

Project: 2020-LI-2448
Pace Project No.: 92495190

MATRIX SPIKE & MATRIX SPIKE DUPLICATE: 3000063 3000064

Parameter	Units	92495100001 Result	MS Spike Conc.	MSD Spike Conc.	MS Result	MSD Result	MS % Rec	MSD % Rec	% Rec Limits	RPD	Qual
n-Butylbenzene	ug/L	ND	20	20	23.3	21.7	116	109	60-140	7	
n-Propylbenzene	ug/L	ND	20	20	23.7	23.1	119	115	60-140	3	
Naphthalene	ug/L	ND	20	20	20.0	21.0	100	105	60-140	5	
o-Xylene	ug/L	ND	20	20	23.1	22.5	115	113	60-140	2	
sec-Butylbenzene	ug/L	ND	20	20	24.3	23.0	121	115	60-140	5	
Styrene	ug/L	ND	20	20	23.1	22.4	115	112	60-140	3	
tert-Butylbenzene	ug/L	ND	20	20	20.1	19.5	101	97	60-140	3	
Tetrachloroethene	ug/L	ND	20	20	25.0	24.1	125	120	60-140	4	
Toluene	ug/L	ND	20	20	23.7	22.8	119	114	60-140	4	
trans-1,2-Dichloroethene	ug/L	ND	20	20	22.6	21.9	113	109	60-140	4	
trans-1,3-Dichloropropene	ug/L	ND	20	20	21.6	21.7	108	108	60-140	0	
Trichloroethene	ug/L	ND	20	20	25.0	23.7	125	119	60-140	5	
Trichlorofluoromethane	ug/L	ND	20	20	26.5	25.1	131	124	60-140	5	
Vinyl chloride	ug/L	ND	20	20	24.5	24.3	123	122	60-140	1	
1,2-Dichloroethane-d4 (S)	%						90	90	70-130		
4-Bromofluorobenzene (S)	%						98	96	70-130		
Toluene-d8 (S)	%						99	100	70-130		

Results presented on this page are in the units indicated by the "Units" column except where an alternate unit is presented to the right of the result.

REPORT OF LABORATORY ANALYSIS

This report shall not be reproduced, except in full,
without the written consent of Pace Analytical Services, LLC.

Pace Analytical Services, LLC
9800 Kincey Ave. Suite 100
Huntersville, NC 28078
(704)875-9092

QUALIFIERS

Project: 2020-LI-2448
Pace Project No.: 92495190

DEFINITIONS

DF - Dilution Factor, if reported, represents the factor applied to the reported data due to dilution of the sample aliquot.

ND - Not Detected at or above adjusted reporting limit.

TNTC - Too Numerous To Count

J - Estimated concentration above the adjusted method detection limit and below the adjusted reporting limit.

MDL - Adjusted Method Detection Limit.

PQL - Practical Quantitation Limit.

RL - Reporting Limit - The lowest concentration value that meets project requirements for quantitative data with known precision and bias for a specific analyte in a specific matrix.

S - Surrogate

1,2-Diphenylhydrazine decomposes to and cannot be separated from Azobenzene using Method 8270. The result for each analyte is a combined concentration.

Consistent with EPA guidelines, unrounded data are displayed and have been used to calculate % recovery and RPD values.

LCS(D) - Laboratory Control Sample (Duplicate)

MS(D) - Matrix Spike (Duplicate)

DUP - Sample Duplicate

RPD - Relative Percent Difference

NC - Not Calculable.

SG - Silica Gel - Clean-Up

U - Indicates the compound was analyzed for, but not detected.

Acid preservation may not be appropriate for 2 Chloroethylvinyl ether.

A separate vial preserved to a pH of 4-5 is recommended in SW846 Chapter 4 for the analysis of Acrolein and Acrylonitrile by EPA Method 8260.

N-Nitrosodiphenylamine decomposes and cannot be separated from Diphenylamine using Method 8270. The result reported for each analyte is a combined concentration.

Pace Analytical is TNI accredited. Contact your Pace PM for the current list of accredited analytes.

TNI - The NELAC Institute.

This report shall not be reproduced, except in full,
without the written consent of Pace Analytical Services, LLC.

Pace Analytical Services, LLC
9800 Kincey Ave. Suite 100
Huntersville, NC 28078
(704)875-9092

QUALITY CONTROL DATA CROSS REFERENCE TABLE

Project: 2020-LI-2448
Pace Project No.: 92495190

Lab ID	Sample ID	QC Batch Method	QC Batch	Analytical Method	Analytical Batch
92495190001	**13923_AC_RD**	MADEPV	1543344	MADEP VPH	1543344
92495190001	**13923_AC_RD**	EPA 3010A	566001	EPA 6010D	566017
92495190001	**13923_AC_RD**	SM 6200B	566039		

This report shall not be reproduced, except in full,
without the written consent of Pace Analytical Services, LLC.

CHAIN-OF-CUSTODY Analytical Request Document

Pace Analytical

Chain-of-Custody is a LEGAL DOCUMENT - Complete all relevent fields

WO# : 92495190

92495190

Company: Apex Companies	Billing Information:
Address:	
Report To: Andrew Street	Email To: Andrew Street / Emily Little
Copy To:	Site Collection Info/Address: 13423 ACRD
Customer Project Name/Number: 2020-C-2448	State: NC / County/City: Huntersville / Time Zone Collected: [ ] PT [ ] MT [ ] CT [X] ET
Phone: / Email:	Site/Facility ID #:
Collected By (print): Matthew Frisch	Purchase Order #: / Quote #:
Collected By (signature):	Turnaround Date Required: ASAP
Sample Disposal: [ ] Dispose as appropriate [ ] Return [ ] Archive: _____ [ ] Hold: _____	Rush: [X] Same Day [ ] Next Day [ ] 2 Day [ ] 3 Day [ ] 4 Day [ ] 5 Day (Expedite Charges Apply)

Container Preservative Type **

Lab Project Manager:

** Preservative Types: (1) nitric acid, (2) sulfuric acid, (3) hydrochloric acid, (4) sodium hydroxide, (5) zinc acetate, (6) methanol, (7) sodium bisulfate, (8) sodium thiosulfate, (9) hexane, (A) ascorbic acid, (B) ammonium sulfate, (C) ammonium hydroxide, (D) TSP, (U) Unpreserved, (O) Other _____

Compliance Monitoring? [ ] Yes [ ] No

DW PWS ID #: / DW Location Code:

Immediately Packed on Ice: [X] Yes [ ] No

Field Filtered (if applicable): [ ] Yes [ ] No

Analysis: _____

* Matrix Codes (Insert in Matrix box below): Drinking Water (DW), Ground Water (GW), Wastewater (WW), Product (P), Soil/Solid (SL), Oil (OL), Wipe (WP), Air (AR), Tissue (TS), Bioassay (B), Vapor (V), Other (OT)

Customer Sample ID	Matrix *	Comp / Grab	Collected (or Composite Start) Date	Collected (or Composite Start) Time	Composite End Date	Composite End Time	Res Cl	# of Ctns	SM 6200B VOC	Lead	MADEP VPH
13423 ACRD	DW	G	09/11	1105				8	X	X	X

Analyses

Lab Profile/Line:

Lab Sample Receipt Checklist:

Custody Seals Present/Intact	Y	N	NA
Custody Signatures Present	Y	N	NA
Collector Signature Present	Y	N	NA
Bottles Intact	Y	N	NA
Correct Bottles	Y	N	NA
Sufficient Volume	Y	N	NA
Samples Received on Ice	Y	N	NA
VOA - Headspace Acceptable	Y	N	NA
USDA Regulated Soils	Y	N	NA
Samples in Holding Time	Y	N	NA
Residual Chlorine Present	Y	N	NA
Cl Strips: _____			
Sample pH Acceptable	Y	N	NA
pH Strips: _____			
Sulfide Present	Y	N	NA
Lead Acetate Strips: _____			

LAB USE ONLY:
Lab Sample # / Comments:
92495190 001

Customer Remarks / Special Conditions / Possible Hazards:

Type of Ice Used: Wet Blue Dry None

Packing Material Used: MBAG

Radchem sample(s) screened (<500 cpm): Y N NA

SHORT HOLDS PRESENT (<72 hours): Y N N/A

Lab Tracking #: 2538826

Samples received via: FEDEX UPS Client Courier Pace Courier

Lab Sample Temperature Info:
Temp Blank Received: Y N NA
Therm ID#: IR-6
Cooler 1 Temp Upon Receipt: 1.3 oC
Cooler 1 Therm Corr. Factor: .2 oC
Cooler 1 Corrected Temp: 1.5 oC
Comments:

Relinquished by/Company: (Signature) / Apex	Date/Time: 1730 09/11/20	Received by/Company: (Signature) / Apex	Date/Time: 9-11-20/ 1730
Relinquished by/Company: (Signature) / Apex	Date/Time: 9-11-20/ 1815	Received by/Company: (Signature)	Date/Time: 9/11/20 18:10
Relinquished by/Company: (Signature)	Date/Time:	Received by/Company: (Signature)	Date/Time:

MTJL LAB USE ONLY
Table #:
Acctnum:
Template:
Prelogin:
PM:
PB:

Trip Blank Received: Y N NA
HCL MeOH TSP Other

Non Conformance(s): YES / NO

Page: _____ of: _____

Pace Analytical Services, LLC
9800 Kincey Ave. Suite 100
Huntersville, NC 28078
(704)875-9092

September 16, 2020

Andrew Street
Apex Companies - NC
5900 Northwoods Business Pkwy
Suite 5900-0
Charlotte, NC 28269

RE: Project: 2020-LI-2448
Pace Project No.: 92495191

Dear Andrew Street:

Enclosed are the analytical results for sample(s) received by the laboratory on September 11, 2020. The results relate only to the samples included in this report. Results reported herein conform to the applicable TNI/NELAC Standards and the laboratory's Quality Manual, where applicable, unless otherwise noted in the body of the report.

The test results provided in this final report were generated by each of the following laboratories within the Pace Network:

- Pace National - Mt. Juliet
- Pace Analytical Services - Asheville
- Pace Analytical Services - Charlotte

If you have any questions concerning this report, please feel free to contact me.

Sincerely,

Angela M. Baioni

Angela Baioni
angela.baioni@pacelabs.com
(704)875-9092
Project Manager

Enclosures

cc: J Culbreath, Colonial Pipeline Company
Robert Hughes, Colonial Pipeline
Margaret King, APEX Companies, LLC
Emily Little, Apex Companies
Jeff Morrison, Colonial Pipeline Company
Tom Naumann, APEX Companies - NC
Joe Nicolette, Montrose-EPS
Christopher Schultz, Apex Companies
J Tate, Colonial Pipeline Company
Alex Testoff, Montrose-EPS
Michael Verdon, Colonial Pipeline Company
JM Wyatt, Colonial Pipeline Company

REPORT OF LABORATORY ANALYSIS

This report shall not be reproduced, except in full,
without the written consent of Pace Analytical Services, LLC.

Pace Analytical Services, LLC
9800 Kincey Ave. Suite 100
Huntersville, NC 28078
(704)875-9092

CERTIFICATIONS

Project: 2020-LI-2448
Pace Project No.: 92495191

Pace Analytical Services National

12065 Lebanon Road, Mt. Juliet, TN 37122
Alabama Certification #: 40660
Alaska Certification 17-026
Arizona Certification #: AZ0612
Arkansas Certification #: 88-0469
California Certification #: 2932
Canada Certification #: 1461.01
Colorado Certification #: TN00003
Connecticut Certification #: PH-0197
DOD Certification: #1461.01
EPA# TN00003
Florida Certification #: E87487
Georgia DW Certification #: 923
Georgia Certification: NELAP
Idaho Certification #: TN00003
Illinois Certification #: 200008
Indiana Certification #: C-TN-01
Iowa Certification #: 364
Kansas Certification #: E-10277
Kentucky UST Certification #: 16
Kentucky Certification #: 90010
Louisiana Certification #: AI30792
Louisiana DW Certification #: LA180010
Maine Certification #: TN0002
Maryland Certification #: 324
Massachusetts Certification #: M-TN003
Michigan Certification #: 9958
Minnesota Certification #: 047-999-395
Mississippi Certification #: TN00003
Missouri Certification #: 340
Montana Certification #: CERT0086
Nebraska Certification #: NE-OS-15-05
Nevada Certification #: TN-03-2002-34
New Hampshire Certification #: 2975
New Jersey Certification #: TN002
New Mexico DW Certification
New York Certification #: 11742
North Carolina Aquatic Toxicity Certification #: 41
North Carolina Drinking Water Certification #: 21704
North Carolina Environmental Certificate #: 375
North Dakota Certification #: R-140
Ohio VAP Certification #: CL0069
Oklahoma Certification #: 9915
Oregon Certification #: TN200002
Pennsylvania Certification #: 68-02979
Rhode Island Certification #: LAO00356
South Carolina Certification #: 84004
South Dakota Certification
Tennessee DW/Chem/Micro Certification #: 2006
Texas Certification #: T 104704245-17-14
Texas Mold Certification #: LAB0152
USDA Soil Permit #: P330-15-00234
Utah Certification #: TN00003
Virginia Certification #: VT2006
Vermont Dept. of Health: ID# VT-2006
Virginia Certification #: 460132
Washington Certification #: C847
West Virginia Certification #: 233
Wisconsin Certification #: 9980939910
Wyoming UST Certification #: via A2LA 2926.01
A2LA-ISO 17025 Certification #: 1461.01
A2LA-ISO 17025 Certification #: 1461.02
AIHA-LAP/LLC EMLAP Certification #:100789

Pace Analytical Services Charlotte

9800 Kincey Ave. Ste 100, Huntersville, NC 28078
Louisiana/NELAP Certification # LA170028
North Carolina Drinking Water Certification #: 37706
North Carolina Field Services Certification #: 5342
North Carolina Wastewater Certification #: 12
South Carolina Certification #: 99006001
Florida/NELAP Certification #: E87627
Kentucky UST Certification #: 84
Virginia/VELAP Certification #: 460221

Pace Analytical Services Asheville

2225 Riverside Drive, Asheville, NC 28804
Florida/NELAP Certification #: E87648
Massachusetts Certification #: M-NC030
North Carolina Drinking Water Certification #: 37712
North Carolina Wastewater Certification #: 40
South Carolina Certification #: 99030001
Virginia/VELAP Certification #: 460222

REPORT OF LABORATORY ANALYSIS

This report shall not be reproduced, except in full,
without the written consent of Pace Analytical Services, LLC.

Pace Analytical Services, LLC
9800 Kincey Ave. Suite 100
Huntersville, NC 28078
(704)875-9092

SAMPLE ANALYTE COUNT

Project: 2020-LI-2448
Pace Project No.: 92495191

Lab ID	Sample ID	Method	Analysts	Analytes Reported	Laboratory
92495191001	**13835_AC_RD**	MADEP VPH	BMB	6	PAN
		EPA 6010D	DS	1	PASI-A
		SM 6200B	NSCQ	63	PASI-C

PAN = Pace National - Mt. Juliet
PASI-A = Pace Analytical Services - Asheville
PASI-C = Pace Analytical Services - Charlotte

This report shall not be reproduced, except in full,
without the written consent of Pace Analytical Services, LLC.

Pace Analytical Services, LLC
9800 Kincey Ave. Suite 100
Huntersville, NC 28078
(704)875-9092

ANALYTICAL RESULTS

Project: 2020-LI-2448
Pace Project No.: 92495191

Sample: 13835_AC_RD **Lab ID: 92495191001** Collected: 09/11/20 13:08 Received: 09/11/20 18:15 Matrix: Water

Parameters	Results	Units	Report Limit	DF	Prepared	Analyzed	CAS No.	Qual
MADEPV	Analytical Method: MADEP VPH Preparation Method: MADEPV Pace National - Mt. Juliet							
Aliphatic (C05-C08)	ND	ug/L	100	1	09/15/20 14:52	09/15/20 14:52		
Aliphatic (C09-C12)	ND	ug/L	100	1	09/15/20 14:52	09/15/20 14:52		
Aromatic (C09-C10),Unadjusted	ND	ug/L	100	1	09/15/20 14:52	09/15/20 14:52	TPHC9C10A	
Total VPH	ND	ug/L	100	1	09/15/20 14:52	09/15/20 14:52	VPH	
Surrogates								
2,5-Dibromotoluene (FID)	90.8	%	70.0-130	1	09/15/20 14:52	09/15/20 14:52	615-59-8FID	
2,5-Dibromotoluene (PID)	84.6	%	70.0-130	1	09/15/20 14:52	09/15/20 14:52	615-59-8PID	
6010 MET ICP	Analytical Method: EPA 6010D Preparation Method: EPA 3010A Pace Analytical Services - Asheville							
Lead	ND	ug/L	5.0	1	09/12/20 01:48	09/12/20 17:35	7439-92-1	
6200B MSV	Analytical Method: SM 6200B Pace Analytical Services - Charlotte							
Benzene	ND	ug/L	0.50	1		09/12/20 13:58	71-43-2	
Bromobenzene	ND	ug/L	0.50	1		09/12/20 13:58	108-86-1	
Bromochloromethane	ND	ug/L	0.50	1		09/12/20 13:58	74-97-5	
Bromodichloromethane	ND	ug/L	0.50	1		09/12/20 13:58	75-27-4	
Bromoform	ND	ug/L	0.50	1		09/12/20 13:58	75-25-2	
Bromomethane	ND	ug/L	5.0	1		09/12/20 13:58	74-83-9	
n-Butylbenzene	ND	ug/L	0.50	1		09/12/20 13:58	104-51-8	
sec-Butylbenzene	ND	ug/L	0.50	1		09/12/20 13:58	135-98-8	
tert-Butylbenzene	ND	ug/L	0.50	1		09/12/20 13:58	98-06-6	
Carbon tetrachloride	ND	ug/L	0.50	1		09/12/20 13:58	56-23-5	
Chlorobenzene	ND	ug/L	0.50	1		09/12/20 13:58	108-90-7	
Chloroethane	ND	ug/L	1.0	1		09/12/20 13:58	75-00-3	
Chloroform	ND	ug/L	0.50	1		09/12/20 13:58	67-66-3	
Chloromethane	ND	ug/L	1.0	1		09/12/20 13:58	74-87-3	
2-Chlorotoluene	ND	ug/L	0.50	1		09/12/20 13:58	95-49-8	
4-Chlorotoluene	ND	ug/L	0.50	1		09/12/20 13:58	106-43-4	
1,2-Dibromo-3-chloropropane	ND	ug/L	1.0	1		09/12/20 13:58	96-12-8	
Dibromochloromethane	ND	ug/L	0.50	1		09/12/20 13:58	124-48-1	
1,2-Dibromoethane (EDB)	ND	ug/L	0.50	1		09/12/20 13:58	106-93-4	
Dibromomethane	ND	ug/L	0.50	1		09/12/20 13:58	74-95-3	
1,2-Dichlorobenzene	ND	ug/L	0.50	1		09/12/20 13:58	95-50-1	
1,3-Dichlorobenzene	ND	ug/L	0.50	1		09/12/20 13:58	541-73-1	
1,4-Dichlorobenzene	ND	ug/L	0.50	1		09/12/20 13:58	106-46-7	
Dichlorodifluoromethane	ND	ug/L	0.50	1		09/12/20 13:58	75-71-8	
1,1-Dichloroethane	ND	ug/L	0.50	1		09/12/20 13:58	75-34-3	
1,2-Dichloroethane	ND	ug/L	0.50	1		09/12/20 13:58	107-06-2	
1,1-Dichloroethene	ND	ug/L	0.50	1		09/12/20 13:58	75-35-4	
cis-1,2-Dichloroethene	ND	ug/L	0.50	1		09/12/20 13:58	156-59-2	
trans-1,2-Dichloroethene	ND	ug/L	0.50	1		09/12/20 13:58	156-60-5	
1,2-Dichloropropane	ND	ug/L	0.50	1		09/12/20 13:58	78-87-5	
1,3-Dichloropropane	ND	ug/L	0.50	1		09/12/20 13:58	142-28-9	
2,2-Dichloropropane	ND	ug/L	0.50	1		09/12/20 13:58	594-20-7	

REPORT OF LABORATORY ANALYSIS

This report shall not be reproduced, except in full,
without the written consent of Pace Analytical Services, LLC.

Pace Analytical Services, LLC
9800 Kincey Ave. Suite 100
Huntersville, NC 28078
(704)875-9092

ANALYTICAL RESULTS

Project: 2020-LI-2448
Pace Project No.: 92495191

Sample: 13835_AC_RD **Lab ID: 92495191001** Collected: 09/11/20 13:08 Received: 09/11/20 18:15 Matrix: Water

Parameters	Results	Units	Report Limit	DF	Prepared	Analyzed	CAS No.	Qual
6200B MSV	Analytical Method: SM 6200B Pace Analytical Services - Charlotte							
1,1-Dichloropropene	ND	ug/L	0.50	1		09/12/20 13:58	563-58-6	
cis-1,3-Dichloropropene	ND	ug/L	0.50	1		09/12/20 13:58	10061-01-5	
trans-1,3-Dichloropropene	ND	ug/L	0.50	1		09/12/20 13:58	10061-02-6	
Diisopropyl ether	ND	ug/L	0.50	1		09/12/20 13:58	108-20-3	
Ethylbenzene	ND	ug/L	0.50	1		09/12/20 13:58	100-41-4	
Hexachloro-1,3-butadiene	ND	ug/L	2.0	1		09/12/20 13:58	87-68-3	
Isopropylbenzene (Cumene)	ND	ug/L	0.50	1		09/12/20 13:58	98-82-8	
Methylene Chloride	ND	ug/L	2.0	1		09/12/20 13:58	75-09-2	
Methyl-tert-butyl ether	ND	ug/L	0.50	1		09/12/20 13:58	1634-04-4	
Naphthalene	ND	ug/L	2.0	1		09/12/20 13:58	91-20-3	
n-Propylbenzene	ND	ug/L	0.50	1		09/12/20 13:58	103-65-1	
Styrene	ND	ug/L	0.50	1		09/12/20 13:58	100-42-5	
1,1,1,2-Tetrachloroethane	ND	ug/L	0.50	1		09/12/20 13:58	630-20-6	
1,1,2,2-Tetrachloroethane	ND	ug/L	0.50	1		09/12/20 13:58	79-34-5	
Tetrachloroethene	ND	ug/L	0.50	1		09/12/20 13:58	127-18-4	
Toluene	ND	ug/L	0.50	1		09/12/20 13:58	108-88-3	
1,2,3-Trichlorobenzene	ND	ug/L	2.0	1		09/12/20 13:58	87-61-6	
1,2,4-Trichlorobenzene	ND	ug/L	2.0	1		09/12/20 13:58	120-82-1	
1,1,1-Trichloroethane	ND	ug/L	0.50	1		09/12/20 13:58	71-55-6	
1,1,2-Trichloroethane	ND	ug/L	0.50	1		09/12/20 13:58	79-00-5	
Trichloroethene	ND	ug/L	0.50	1		09/12/20 13:58	79-01-6	
Trichlorofluoromethane	ND	ug/L	1.0	1		09/12/20 13:58	75-69-4	
1,2,3-Trichloropropane	ND	ug/L	0.50	1		09/12/20 13:58	96-18-4	
1,2,4-Trimethylbenzene	ND	ug/L	0.50	1		09/12/20 13:58	95-63-6	
1,3,5-Trimethylbenzene	ND	ug/L	0.50	1		09/12/20 13:58	108-67-8	
Vinyl chloride	ND	ug/L	1.0	1		09/12/20 13:58	75-01-4	
m&p-Xylene	ND	ug/L	1.0	1		09/12/20 13:58	179601-23-1	
o-Xylene	ND	ug/L	0.50	1		09/12/20 13:58	95-47-6	
Surrogates								
1,2-Dichloroethane-d4 (S)	88	%	70-130	1		09/12/20 13:58	17060-07-0	
4-Bromofluorobenzene (S)	95	%	70-130	1		09/12/20 13:58	460-00-4	
Toluene-d8 (S)	99	%	70-130	1		09/12/20 13:58	2037-26-5	

REPORT OF LABORATORY ANALYSIS

This report shall not be reproduced, except in full,
without the written consent of Pace Analytical Services, LLC.

Pace Analytical Services, LLC
9800 Kincey Ave. Suite 100
Huntersville, NC 28078
(704)875-9092

QUALITY CONTROL DATA

Project: 2020-LI-2448
Pace Project No.: 92495191

QC Batch: 1543344
QC Batch Method: MADEPV
Analysis Method: MADEP VPH
Analysis Description: MADEPV
Laboratory: Pace National - Mt. Juliet

Associated Lab Samples: 92495191001

METHOD BLANK: R3570767-3 Matrix: Water
Associated Lab Samples: 92495191001

Parameter	Units	Blank Result	Reporting Limit	Analyzed	Qualifiers
Aliphatic (C05-C08)	ug/L	ND	100	09/15/20 10:54	
Aliphatic (C09-C12)	ug/L	ND	100	09/15/20 10:54	
Aromatic (C09-C10),Unadjusted	ug/L	ND	100	09/15/20 10:54	
Total VPH	ug/L	ND	100	09/15/20 10:54	
2,5-Dibromotoluene (FID)	%	89.7	70.0-130	09/15/20 10:54	
2,5-Dibromotoluene (PID)	%	84.7	70.0-130	09/15/20 10:54	

LABORATORY CONTROL SAMPLE & LCSD: R3570767-1 R3570767-2

Parameter	Units	Spike Conc.	LCS Result	LCSD Result	LCS % Rec	LCSD % Rec	% Rec Limits	RPD	Max RPD	Qualifiers
Aliphatic (C05-C08)	ug/L	1200	1170	1140	97.5	95.0	70.0-130	2.60	25	
Aliphatic (C09-C12)	ug/L	1400	1390	1340	99.3	95.7	70.0-130	3.66	25	
Aromatic (C09-C10),Unadjusted	ug/L	200	170	177	85.0	88.5	70.0-130	4.03	25	
Total VPH	ug/L	2800	2730	2660	97.5	95.0	70.0-130	2.60	25	
2,5-Dibromotoluene (FID)	%				101	95.2	70.0-130			
2,5-Dibromotoluene (PID)	%				88.6	88.0	70.0-130			

Results presented on this page are in the units indicated by the "Units" column except where an alternate unit is presented to the right of the result.

REPORT OF LABORATORY ANALYSIS

This report shall not be reproduced, except in full,
without the written consent of Pace Analytical Services, LLC.

Pace Analytical Services, LLC
9800 Kincey Ave. Suite 100
Huntersville, NC 28078
(704)875-9092

QUALITY CONTROL DATA

Project: 2020-LI-2448
Pace Project No.: 92495191

QC Batch: 566001
QC Batch Method: EPA 3010A
Analysis Method: EPA 6010D
Analysis Description: 6010 MET
Laboratory: Pace Analytical Services - Asheville

Associated Lab Samples: 92495191001

METHOD BLANK: 2999937 Matrix: Water
Associated Lab Samples: 92495191001

Parameter	Units	Blank Result	Reporting Limit	Analyzed	Qualifiers
Lead	ug/L	ND	5.0	09/12/20 16:12	

LABORATORY CONTROL SAMPLE: 2999938

Parameter	Units	Spike Conc.	LCS Result	LCS % Rec	% Rec Limits	Qualifiers
Lead	ug/L	500	455	91	80-120	

MATRIX SPIKE & MATRIX SPIKE DUPLICATE: 2999939 2999940

Parameter	Units	92495051001 Result	MS Spike Conc.	MSD Spike Conc.	MS Result	MSD Result	MS % Rec	MSD % Rec	% Rec Limits	RPD	Qual
Lead	ug/L	ND	500	500	473	467	95	93	75-125	1	

Results presented on this page are in the units indicated by the "Units" column except where an alternate unit is presented to the right of the result.

REPORT OF LABORATORY ANALYSIS

This report shall not be reproduced, except in full,
without the written consent of Pace Analytical Services, LLC.

Pace Analytical Services, LLC
9800 Kincey Ave. Suite 100
Huntersville, NC 28078
(704)875-9092

QUALITY CONTROL DATA

Project: 2020-LI-2448
Pace Project No.: 92495191

QC Batch: 566039
QC Batch Method: SM 6200B
Analysis Method: SM 6200B
Analysis Description: 6200B MSV
Laboratory: Pace Analytical Services - Charlotte

Associated Lab Samples: 92495191001

METHOD BLANK: 3000061 Matrix: Water
Associated Lab Samples: 92495191001

Parameter	Units	Blank Result	Reporting Limit	Analyzed	Qualifiers
1,1,1,2-Tetrachloroethane	ug/L	ND	0.50	09/12/20 16:42	
1,1,1-Trichloroethane	ug/L	ND	0.50	09/12/20 16:42	
1,1,2,2-Tetrachloroethane	ug/L	ND	0.50	09/12/20 16:42	
1,1,2-Trichloroethane	ug/L	ND	0.50	09/12/20 16:42	
1,1-Dichloroethane	ug/L	ND	0.50	09/12/20 16:42	
1,1-Dichloroethene	ug/L	ND	0.50	09/12/20 16:42	
1,1-Dichloropropene	ug/L	ND	0.50	09/12/20 16:42	
1,2,3-Trichlorobenzene	ug/L	ND	2.0	09/12/20 16:42	
1,2,3-Trichloropropane	ug/L	ND	0.50	09/12/20 16:42	
1,2,4-Trichlorobenzene	ug/L	ND	2.0	09/12/20 16:42	
1,2,4-Trimethylbenzene	ug/L	ND	0.50	09/12/20 16:42	
1,2-Dibromo-3-chloropropane	ug/L	ND	1.0	09/12/20 16:42	
1,2-Dibromoethane (EDB)	ug/L	ND	0.50	09/12/20 16:42	
1,2-Dichlorobenzene	ug/L	ND	0.50	09/12/20 16:42	
1,2-Dichloroethane	ug/L	ND	0.50	09/12/20 16:42	
1,2-Dichloropropane	ug/L	ND	0.50	09/12/20 16:42	
1,3,5-Trimethylbenzene	ug/L	ND	0.50	09/12/20 16:42	
1,3-Dichlorobenzene	ug/L	ND	0.50	09/12/20 16:42	
1,3-Dichloropropane	ug/L	ND	0.50	09/12/20 16:42	
1,4-Dichlorobenzene	ug/L	ND	0.50	09/12/20 16:42	
2,2-Dichloropropane	ug/L	ND	0.50	09/12/20 16:42	
2-Chlorotoluene	ug/L	ND	0.50	09/12/20 16:42	
4-Chlorotoluene	ug/L	ND	0.50	09/12/20 16:42	
Benzene	ug/L	ND	0.50	09/12/20 16:42	
Bromobenzene	ug/L	ND	0.50	09/12/20 16:42	
Bromochloromethane	ug/L	ND	0.50	09/12/20 16:42	
Bromodichloromethane	ug/L	ND	0.50	09/12/20 16:42	
Bromoform	ug/L	ND	0.50	09/12/20 16:42	
Bromomethane	ug/L	ND	5.0	09/12/20 16:42	
Carbon tetrachloride	ug/L	ND	0.50	09/12/20 16:42	
Chlorobenzene	ug/L	ND	0.50	09/12/20 16:42	
Chloroethane	ug/L	ND	1.0	09/12/20 16:42	
Chloroform	ug/L	ND	0.50	09/12/20 16:42	
Chloromethane	ug/L	ND	1.0	09/12/20 16:42	
cis-1,2-Dichloroethene	ug/L	ND	0.50	09/12/20 16:42	
cis-1,3-Dichloropropene	ug/L	ND	0.50	09/12/20 16:42	
Dibromochloromethane	ug/L	ND	0.50	09/12/20 16:42	
Dibromomethane	ug/L	ND	0.50	09/12/20 16:42	
Dichlorodifluoromethane	ug/L	ND	0.50	09/12/20 16:42	
Diisopropyl ether	ug/L	ND	0.50	09/12/20 16:42	

Results presented on this page are in the units indicated by the "Units" column except where an alternate unit is presented to the right of the result.

REPORT OF LABORATORY ANALYSIS

This report shall not be reproduced, except in full,
without the written consent of Pace Analytical Services, LLC.

Pace Analytical Services, LLC
9800 Kincey Ave. Suite 100
Huntersville, NC 28078
(704)875-9092

QUALITY CONTROL DATA

Project: 2020-LI-2448
Pace Project No.: 92495191

METHOD BLANK: 3000061 Matrix: Water
Associated Lab Samples: 92495191001

Parameter	Units	Blank Result	Reporting Limit	Analyzed	Qualifiers
Ethylbenzene	ug/L	ND	0.50	09/12/20 16:42	
Hexachloro-1,3-butadiene	ug/L	ND	2.0	09/12/20 16:42	
Isopropylbenzene (Cumene)	ug/L	ND	0.50	09/12/20 16:42	
m&p-Xylene	ug/L	ND	1.0	09/12/20 16:42	
Methyl-tert-butyl ether	ug/L	ND	0.50	09/12/20 16:42	
Methylene Chloride	ug/L	ND	2.0	09/12/20 16:42	
n-Butylbenzene	ug/L	ND	0.50	09/12/20 16:42	
n-Propylbenzene	ug/L	ND	0.50	09/12/20 16:42	
Naphthalene	ug/L	ND	2.0	09/12/20 16:42	
o-Xylene	ug/L	ND	0.50	09/12/20 16:42	
sec-Butylbenzene	ug/L	ND	0.50	09/12/20 16:42	
Styrene	ug/L	ND	0.50	09/12/20 16:42	
tert-Butylbenzene	ug/L	ND	0.50	09/12/20 16:42	
Tetrachloroethene	ug/L	ND	0.50	09/12/20 16:42	
Toluene	ug/L	ND	0.50	09/12/20 16:42	
trans-1,2-Dichloroethene	ug/L	ND	0.50	09/12/20 16:42	
trans-1,3-Dichloropropene	ug/L	ND	0.50	09/12/20 16:42	
Trichloroethene	ug/L	ND	0.50	09/12/20 16:42	
Trichlorofluoromethane	ug/L	ND	1.0	09/12/20 16:42	
Vinyl chloride	ug/L	ND	1.0	09/12/20 16:42	
1,2-Dichloroethane-d4 (S)	%	91	70-130	09/12/20 16:42	
4-Bromofluorobenzene (S)	%	94	70-130	09/12/20 16:42	
Toluene-d8 (S)	%	101	70-130	09/12/20 16:42	

LABORATORY CONTROL SAMPLE: 3000062

Parameter	Units	Spike Conc.	LCS Result	LCS % Rec	% Rec Limits	Qualifiers
1,1,1,2-Tetrachloroethane	ug/L	50	54.4	109	60-140	
1,1,1-Trichloroethane	ug/L	50	49.4	99	60-140	
1,1,2,2-Tetrachloroethane	ug/L	50	54.3	109	60-140	
1,1,2-Trichloroethane	ug/L	50	53.5	107	60-140	
1,1-Dichloroethane	ug/L	50	47.7	95	60-140	
1,1-Dichloroethene	ug/L	50	50.6	101	60-140	
1,1-Dichloropropene	ug/L	50	50.8	102	60-140	
1,2,3-Trichlorobenzene	ug/L	50	59.0	118	60-140	
1,2,3-Trichloropropane	ug/L	50	53.7	107	60-140	
1,2,4-Trichlorobenzene	ug/L	50	58.8	118	60-140	
1,2,4-Trimethylbenzene	ug/L	50	53.8	108	60-140	
1,2-Dibromo-3-chloropropane	ug/L	50	55.6	111	60-140	
1,2-Dibromoethane (EDB)	ug/L	50	56.8	114	60-140	
1,2-Dichlorobenzene	ug/L	50	54.5	109	60-140	
1,2-Dichloroethane	ug/L	50	41.7	83	60-140	
1,2-Dichloropropane	ug/L	50	55.0	110	60-140	
1,3,5-Trimethylbenzene	ug/L	50	53.7	107	60-140	

Results presented on this page are in the units indicated by the "Units" column except where an alternate unit is presented to the right of the result.

REPORT OF LABORATORY ANALYSIS

This report shall not be reproduced, except in full,
without the written consent of Pace Analytical Services, LLC.

Pace Analytical Services, LLC
9800 Kincey Ave. Suite 100
Huntersville, NC 28078
(704)875-9092

QUALITY CONTROL DATA

Project: 2020-LI-2448
Pace Project No.: 92495191

LABORATORY CONTROL SAMPLE: 3000062

Parameter	Units	Spike Conc.	LCS Result	LCS % Rec	% Rec Limits	Qualifiers
1,3-Dichlorobenzene	ug/L	50	55.0	110	60-140	
1,3-Dichloropropane	ug/L	50	56.4	113	60-140	
1,4-Dichlorobenzene	ug/L	50	54.3	109	60-140	
2,2-Dichloropropane	ug/L	50	48.0	96	60-140	
2-Chlorotoluene	ug/L	50	55.6	111	60-140	
4-Chlorotoluene	ug/L	50	53.2	106	60-140	
Benzene	ug/L	50	52.7	105	60-140	
Bromobenzene	ug/L	50	53.6	107	60-140	
Bromochloromethane	ug/L	50	51.2	102	60-140	
Bromodichloromethane	ug/L	50	48.4	97	60-140	
Bromoform	ug/L	50	52.8	106	60-140	
Bromomethane	ug/L	50	48.6	97	60-140	
Carbon tetrachloride	ug/L	50	53.6	107	60-140	
Chlorobenzene	ug/L	50	54.7	109	60-140	
Chloroethane	ug/L	50	35.9	72	60-140	
Chloroform	ug/L	50	45.1	90	60-140	
Chloromethane	ug/L	50	52.5	105	60-140	
cis-1,2-Dichloroethene	ug/L	50	47.3	95	60-140	
cis-1,3-Dichloropropene	ug/L	50	55.9	112	60-140	
Dibromochloromethane	ug/L	50	54.0	108	60-140	
Dibromomethane	ug/L	50	54.3	109	60-140	
Dichlorodifluoromethane	ug/L	50	53.8	108	60-140	
Diisopropyl ether	ug/L	50	48.0	96	60-140	
Ethylbenzene	ug/L	50	54.7	109	60-140	
Hexachloro-1,3-butadiene	ug/L	50	58.4	117	60-140	
Isopropylbenzene (Cumene)	ug/L	50	55.0	110	60-140	
m&p-Xylene	ug/L	100	107	107	60-140	
Methyl-tert-butyl ether	ug/L	50	47.6	95	60-140	
Methylene Chloride	ug/L	50	43.4	87	60-140	
n-Butylbenzene	ug/L	50	55.4	111	60-140	
n-Propylbenzene	ug/L	50	54.6	109	60-140	
Naphthalene	ug/L	50	61.1	122	60-140	
o-Xylene	ug/L	50	54.4	109	60-140	
sec-Butylbenzene	ug/L	50	55.5	111	60-140	
Styrene	ug/L	50	56.5	113	60-140	
tert-Butylbenzene	ug/L	50	46.1	92	60-140	
Tetrachloroethene	ug/L	50	57.7	115	60-140	
Toluene	ug/L	50	52.6	105	60-140	
trans-1,2-Dichloroethene	ug/L	50	48.7	97	60-140	
trans-1,3-Dichloropropene	ug/L	50	52.2	104	60-140	
Trichloroethene	ug/L	50	55.6	111	60-140	
Trichlorofluoromethane	ug/L	50	47.9	96	60-140	
Vinyl chloride	ug/L	50	54.1	108	60-140	
1,2-Dichloroethane-d4 (S)	%			83	70-130	
4-Bromofluorobenzene (S)	%			100	70-130	
Toluene-d8 (S)	%			100	70-130	

Results presented on this page are in the units indicated by the "Units" column except where an alternate unit is presented to the right of the result.

REPORT OF LABORATORY ANALYSIS

This report shall not be reproduced, except in full,
without the written consent of Pace Analytical Services, LLC.

Pace Analytical Services, LLC
9800 Kincey Ave. Suite 100
Huntersville, NC 28078
(704)875-9092

QUALITY CONTROL DATA

Project: 2020-LI-2448
Pace Project No.: 92495191

MATRIX SPIKE & MATRIX SPIKE DUPLICATE: 3000063 3000064

Parameter	Units	92495100001 Result	MS Spike Conc.	MSD Spike Conc.	MS Result	MSD Result	MS % Rec	MSD % Rec	% Rec Limits	RPD	Qual
1,1,1,2-Tetrachloroethane	ug/L	ND	20	20	23.3	22.5	116	112	60-140	4	
1,1,1-Trichloroethane	ug/L	ND	20	20	22.1	21.8	111	109	60-140	1	
1,1,2,2-Tetrachloroethane	ug/L	ND	20	20	21.7	21.7	109	109	60-140	0	
1,1,2-Trichloroethane	ug/L	ND	20	20	22.5	22.0	113	110	60-140	2	
1,1-Dichloroethane	ug/L	ND	20	20	21.7	20.8	108	104	60-140	4	
1,1-Dichloroethene	ug/L	ND	20	20	23.5	22.9	117	115	60-140	2	
1,1-Dichloropropene	ug/L	ND	20	20	22.8	21.8	114	109	60-140	4	
1,2,3-Trichlorobenzene	ug/L	ND	20	20	20.3	20.7	102	103	60-140	2	
1,2,3-Trichloropropane	ug/L	ND	20	20	21.0	21.5	105	108	60-140	2	
1,2,4-Trichlorobenzene	ug/L	ND	20	20	21.9	21.7	110	108	60-140	1	
1,2,4-Trimethylbenzene	ug/L	ND	20	20	22.5	21.9	113	110	60-140	3	
1,2-Dibromo-3-chloropropane	ug/L	ND	20	20	20.7	21.5	104	108	60-140	4	
1,2-Dibromoethane (EDB)	ug/L	ND	20	20	23.3	22.7	117	113	60-140	3	
1,2-Dichlorobenzene	ug/L	ND	20	20	22.1	21.4	110	107	60-140	3	
1,2-Dichloroethane	ug/L	ND	20	20	17.6	18.1	88	91	60-140	3	
1,2-Dichloropropane	ug/L	ND	20	20	23.8	22.8	119	114	60-140	4	
1,3,5-Trimethylbenzene	ug/L	ND	20	20	23.1	22.6	116	113	60-140	2	
1,3-Dichlorobenzene	ug/L	ND	20	20	22.3	22.0	112	110	60-140	2	
1,3-Dichloropropane	ug/L	ND	20	20	23.2	23.3	116	117	60-140	0	
1,4-Dichlorobenzene	ug/L	ND	20	20	22.3	21.7	112	108	60-140	3	
2,2-Dichloropropane	ug/L	ND	20	20	22.4	21.6	112	108	60-140	4	
2-Chlorotoluene	ug/L	ND	20	20	23.1	22.6	116	113	60-140	2	
4-Chlorotoluene	ug/L	ND	20	20	21.9	21.8	109	109	60-140	1	
Benzene	ug/L	ND	20	20	23.5	23.0	116	113	60-140	2	
Bromobenzene	ug/L	ND	20	20	22.7	22.4	113	112	60-140	1	
Bromochloromethane	ug/L	ND	20	20	21.9	21.9	110	109	60-140	0	
Bromodichloromethane	ug/L	ND	20	20	20.4	19.9	102	99	60-140	3	
Bromoform	ug/L	ND	20	20	21.0	20.9	105	104	60-140	1	
Bromomethane	ug/L	ND	20	20	25.6	27.0	128	135	60-140	5	
Carbon tetrachloride	ug/L	ND	20	20	24.4	23.6	122	118	60-140	3	
Chlorobenzene	ug/L	ND	20	20	23.3	22.6	117	113	60-140	3	
Chloroethane	ug/L	ND	20	20	21.3	19.7	106	99	60-140	8	
Chloroform	ug/L	ND	20	20	20.1	19.4	100	97	60-140	4	
Chloromethane	ug/L	ND	20	20	22.0	22.2	110	111	60-140	1	
cis-1,2-Dichloroethene	ug/L	ND	20	20	21.2	20.7	106	104	60-140	2	
cis-1,3-Dichloropropene	ug/L	ND	20	20	23.9	23.2	119	116	60-140	3	
Dibromochloromethane	ug/L	ND	20	20	22.6	22.2	113	111	60-140	2	
Dibromomethane	ug/L	ND	20	20	22.5	21.8	112	109	60-140	3	
Dichlorodifluoromethane	ug/L	ND	20	20	25.5	24.8	128	124	60-140	3	
Diisopropyl ether	ug/L	3.2	20	20	23.6	23.7	102	102	60-140	0	
Ethylbenzene	ug/L	ND	20	20	23.6	23.0	118	115	60-140	3	
Hexachloro-1,3-butadiene	ug/L	ND	20	20	24.6	19.7	123	98	60-140	22	
Isopropylbenzene (Cumene)	ug/L	ND	20	20	24.1	22.9	120	114	60-140	5	
m&p-Xylene	ug/L	ND	40	40	46.3	44.9	116	112	60-140	3	
Methyl-tert-butyl ether	ug/L	1.3	20	20	21.7	21.7	102	102	60-140	0	
Methylene Chloride	ug/L	ND	20	20	19.4	19.1	97	95	60-140	2	

Results presented on this page are in the units indicated by the "Units" column except where an alternate unit is presented to the right of the result.

REPORT OF LABORATORY ANALYSIS

This report shall not be reproduced, except in full,
without the written consent of Pace Analytical Services, LLC.

Pace Analytical Services, LLC
9800 Kincey Ave. Suite 100
Huntersville, NC 28078
(704)875-9092

QUALITY CONTROL DATA

Project: 2020-LI-2448
Pace Project No.: 92495191

MATRIX SPIKE & MATRIX SPIKE DUPLICATE: 3000063 3000064

Parameter	Units	92495100001 Result	MS Spike Conc.	MSD Spike Conc.	MS Result	MSD Result	MS % Rec	MSD % Rec	% Rec Limits	RPD	Qual
n-Butylbenzene	ug/L	ND	20	20	23.3	21.7	116	109	60-140	7	
n-Propylbenzene	ug/L	ND	20	20	23.7	23.1	119	115	60-140	3	
Naphthalene	ug/L	ND	20	20	20.0	21.0	100	105	60-140	5	
o-Xylene	ug/L	ND	20	20	23.1	22.5	115	113	60-140	2	
sec-Butylbenzene	ug/L	ND	20	20	24.3	23.0	121	115	60-140	5	
Styrene	ug/L	ND	20	20	23.1	22.4	115	112	60-140	3	
tert-Butylbenzene	ug/L	ND	20	20	20.1	19.5	101	97	60-140	3	
Tetrachloroethene	ug/L	ND	20	20	25.0	24.1	125	120	60-140	4	
Toluene	ug/L	ND	20	20	23.7	22.8	119	114	60-140	4	
trans-1,2-Dichloroethene	ug/L	ND	20	20	22.6	21.9	113	109	60-140	4	
trans-1,3-Dichloropropene	ug/L	ND	20	20	21.6	21.7	108	108	60-140	0	
Trichloroethene	ug/L	ND	20	20	25.0	23.7	125	119	60-140	5	
Trichlorofluoromethane	ug/L	ND	20	20	26.5	25.1	131	124	60-140	5	
Vinyl chloride	ug/L	ND	20	20	24.5	24.3	123	122	60-140	1	
1,2-Dichloroethane-d4 (S)	%						90	90	70-130		
4-Bromofluorobenzene (S)	%						98	96	70-130		
Toluene-d8 (S)	%						99	100	70-130		

Results presented on this page are in the units indicated by the "Units" column except where an alternate unit is presented to the right of the result.

REPORT OF LABORATORY ANALYSIS

This report shall not be reproduced, except in full,
without the written consent of Pace Analytical Services, LLC.

Pace Analytical Services, LLC
9800 Kincey Ave. Suite 100
Huntersville, NC 28078
(704)875-9092

QUALIFIERS

Project: 2020-LI-2448
Pace Project No.: 92495191

DEFINITIONS

DF - Dilution Factor, if reported, represents the factor applied to the reported data due to dilution of the sample aliquot.

ND - Not Detected at or above adjusted reporting limit.

TNTC - Too Numerous To Count

J - Estimated concentration above the adjusted method detection limit and below the adjusted reporting limit.

MDL - Adjusted Method Detection Limit.

PQL - Practical Quantitation Limit.

RL - Reporting Limit - The lowest concentration value that meets project requirements for quantitative data with known precision and bias for a specific analyte in a specific matrix.

S - Surrogate

1,2-Diphenylhydrazine decomposes to and cannot be separated from Azobenzene using Method 8270. The result for each analyte is a combined concentration.

Consistent with EPA guidelines, unrounded data are displayed and have been used to calculate % recovery and RPD values.

LCS(D) - Laboratory Control Sample (Duplicate)

MS(D) - Matrix Spike (Duplicate)

DUP - Sample Duplicate

RPD - Relative Percent Difference

NC - Not Calculable.

SG - Silica Gel - Clean-Up

U - Indicates the compound was analyzed for, but not detected.

Acid preservation may not be appropriate for 2 Chloroethylvinyl ether.

A separate vial preserved to a pH of 4-5 is recommended in SW846 Chapter 4 for the analysis of Acrolein and Acrylonitrile by EPA Method 8260.

N-Nitrosodiphenylamine decomposes and cannot be separated from Diphenylamine using Method 8270. The result reported for each analyte is a combined concentration.

Pace Analytical is TNI accredited. Contact your Pace PM for the current list of accredited analytes.

TNI - The NELAC Institute.

This report shall not be reproduced, except in full,
without the written consent of Pace Analytical Services, LLC.

Pace Analytical Services, LLC
9800 Kincey Ave. Suite 100
Huntersville, NC 28078
(704)875-9092

QUALITY CONTROL DATA CROSS REFERENCE TABLE

Project: 2020-LI-2448
Pace Project No.: 92495191

Lab ID	Sample ID	QC Batch Method	QC Batch	Analytical Method	Analytical Batch
92495191001	**13835_AC_RD**	MADEPV	1543344	MADEP VPH	1543344
92495191001	**13835_AC_RD**	EPA 3010A	566001	EPA 6010D	566017
92495191001	**13835_AC_RD**	SM 6200B	566039		

This report shall not be reproduced, except in full,
without the written consent of Pace Analytical Services, LLC.

CHAIN-OF-CUSTODY Analytical Request Document

Pace Analytical

Chain-of-Custody is a LEGAL DOCUMENT - Complete all relevent fields

WO# : 92495191

92495191

Company: Apex Companies	Billing Information:
Address:	
Report To: Andrew Street	Email To: Andrew Street/EmilyLight
Copy To:	Site Collection Info/Address: 13835 AERD
Customer Project Name/Number: 2020-LI-2448	State: / County/City: Time Zone Collected: [ ] PT [ ] MT [ ] CT [ ] ET
Phone: Email:	Site/Facility ID #: Compliance Monitoring? [ ] Yes [ ] No
Collected By (print): Matthew Fmelic	Purchase Order #: Quote #: DW PWS ID #: DW Location Code:
Collected By (signature):	Turnaround Date Required: ASAP Immediately Packed on Ice: [✓] Yes [ ] No
Sample Disposal: [ ] Dispose as appropriate [ ] Return [ ] Archive: [ ] Hold:	Rush: [✓] Same Day [ ] Next Day [ ] 2 Day [ ] 3 Day [ ] 4 Day [ ] 5 Day (Expedite Charges Apply) Field Filtered (if applicable): [ ] Yes [ ] No Analysis:

** Preservative Types: (1) nitric acid, (2) sulfuric acid, (3) hydrochloric acid, (4) sodium hydroxide, (5) zinc acetate, (6) methanol, (7) sodium bisulfate, (8) sodium thiosulfate, (9) hexane, (A) ascorbic acid, (B) ammonium sulfate, (C) ammonium hydroxide, (D) TSP, (U) Unpreserved, (O) Other _____

* Matrix Codes (Insert in Matrix box below): Drinking Water (DW), Ground Water (GW), Wastewater (WW), Product (P), Soil/Solid (SL), Oil (OL), Wipe (WP), Air (AR), Tissue (TS), Bioassay (B), Vapor (V), Other (OT)

Customer Sample ID	Matrix *	Comp / Grab	Collected (or Composite Start) Date	Collected (or Composite Start) Time	Composite End Date	Composite End Time	Res Cl	# of Ctns	Analyses: SM 6200B VOCs	Lead	MADEP VPH	Lab Profile/Line:
13835 AERD	DW	G	09/11	1308				8	X	X	X	002

Lab Sample Receipt Checklist:

Custody Seals Present/Intact	Y	N	NA
Custody Signatures Present	Y	N	NA
Collector Signature Present	Y	N	NA
Bottles Intact	Y	N	NA
Correct Bottles	Y	N	NA
Sufficient Volume	Y	N	NA
Samples Received on Ice	Y	N	NA
VOA - Headspace Acceptable	Y	N	NA
USDA Regulated Soils	Y	N	NA
Samples in Holding Time	Y	N	NA
Residual Chlorine Present	Y	N	NA
Cl Strips:			
Sample pH Acceptable	Y	N	NA
pH Strips:			
Sulfide Present	Y	N	NA
Lead Acetate Strips:			

LAB USE ONLY
Lab Sample # / Comments:
92495191

Customer Remarks / Special Conditions / Possible Hazards:

Type of Ice Used: Wet Blue Dry None

Packing Material Used: Bubble

Radchem sample(s) screened (<500 cpm): Y N NA

SHORT HOLDS PRESENT (<72 hours): Y N N/A

Lab Tracking #: 2539433

Samples received via: FEDEX UPS Client Courier Pace Courier

Lab Sample Temperature Info:
Temp Blank Received: Y N NA
Therm ID#: D0,T6C1
Cooler 1 Temp Upon Receipt: 1.3 oC
Cooler 1 Therm Corr. Factor: 0 oC
Cooler 1 Corrected Temp: 1.3 oC
Comments:

Relinquished by/Company: (Signature)	Date/Time: 1730 09/11/20	Received by/Company: (Signature)	Date/Time: 9-11-20/1730	MTJL LAB USE ONLY
Relinquished by/Company: (Signature)	Date/Time: 9-11-20/1815	Received by/Company: (Signature) PB PACE HVL	Date/Time: 9/11/2018:10	Table #: Acctnum: Template: Prelogin: PM: PB:
Relinquished by/Company: (Signature)	Date/Time:	Received by/Company: (Signature)	Date/Time:	

Trip Blank Received: Y N NA
HCL MeOH TSP Other

Non Conformance(s): YES / NO

Page: _____ of: _____

Pace Analytical Services, LLC
9800 Kincey Ave. Suite 100
Huntersville, NC 28078
(704)875-9092

September 23, 2020

Andrew Street
Apex Companies - NC
5900 Northwoods Business Pkwy
Suite 5900-0
Charlotte, NC 28269

RE: Project: 2020-LI-2448
Pace Project No.: 92495192

Dear Andrew Street:

Enclosed are the analytical results for sample(s) received by the laboratory on September 11, 2020. The results relate only to the samples included in this report. Results reported herein conform to the applicable TNI/NELAC Standards and the laboratory's Quality Manual, where applicable, unless otherwise noted in the body of the report.

The test results provided in this final report were generated by each of the following laboratories within the Pace Network:

- Pace National - Mt. Juliet
- Pace Analytical Services - Asheville
- Pace Analytical Services - Charlotte

A revised laboratory report is being submitted on 9/23/2020 to revise the sample name from 14335 HC Road to 14401 HC Road, per client request.

If you have any questions concerning this report, please feel free to contact me.

Sincerely,

Angela M. Baioni

Angela Baioni
angela.baioni@pacelabs.com
(704)875-9092
Project Manager

Enclosures

cc: J Culbreath, Colonial Pipeline Company
Robert Hughes, Colonial Pipeline
Margaret King, APEX Companies, LLC
Emily Little, Apex Companies
Jeff Morrison, Colonial Pipeline Company
Tom Naumann, APEX Companies - NC
Joe Nicolette, Montrose-EPS
Christopher Schultz, Apex Companies
Alex Testoff, Montrose-EPS
Michael Verdon, Colonial Pipeline Company
JM Wyatt, Colonial Pipeline Company

REPORT OF LABORATORY ANALYSIS

This report shall not be reproduced, except in full,
without the written consent of Pace Analytical Services, LLC.

Pace Analytical Services, LLC
9800 Kincey Ave. Suite 100
Huntersville, NC 28078
(704)875-9092

CERTIFICATIONS

Project: 2020-LI-2448
Pace Project No.: 92495192

Pace Analytical Services National

12065 Lebanon Road, Mt. Juliet, TN 37122
Alabama Certification #: 40660
Alaska Certification 17-026
Arizona Certification #: AZ0612
Arkansas Certification #: 88-0469
California Certification #: 2932
Canada Certification #: 1461.01
Colorado Certification #: TN00003
Connecticut Certification #: PH-0197
DOD Certification: #1461.01
EPA# TN00003
Florida Certification #: E87487
Georgia DW Certification #: 923
Georgia Certification: NELAP
Idaho Certification #: TN00003
Illinois Certification #: 200008
Indiana Certification #: C-TN-01
Iowa Certification #: 364
Kansas Certification #: E-10277
Kentucky UST Certification #: 16
Kentucky Certification #: 90010
Louisiana Certification #: AI30792
Louisiana DW Certification #: LA180010
Maine Certification #: TN0002
Maryland Certification #: 324
Massachusetts Certification #: M-TN003
Michigan Certification #: 9958
Minnesota Certification #: 047-999-395
Mississippi Certification #: TN00003
Missouri Certification #: 340
Montana Certification #: CERT0086
Nebraska Certification #: NE-OS-15-05
Nevada Certification #: TN-03-2002-34
New Hampshire Certification #: 2975
New Jersey Certification #: TN002
New Mexico DW Certification
New York Certification #: 11742
North Carolina Aquatic Toxicity Certification #: 41
North Carolina Drinking Water Certification #: 21704
North Carolina Environmental Certificate #: 375
North Dakota Certification #: R-140
Ohio VAP Certification #: CL0069
Oklahoma Certification #: 9915
Oregon Certification #: TN200002
Pennsylvania Certification #: 68-02979
Rhode Island Certification #: LAO00356
South Carolina Certification #: 84004
South Dakota Certification
Tennessee DW/Chem/Micro Certification #: 2006
Texas Mold Certification #: LAB0152
Texas Certification #: T 104704245-17-14
USDA Soil Permit #: P330-15-00234
Utah Certification #: TN00003
Vermont Dept. of Health: ID# VT-2006
Virginia Certification #: VT2006
Virginia Certification #: 460132
Washington Certification #: C847
West Virginia Certification #: 233
Wisconsin Certification #: 9980939910
Wyoming UST Certification #: via A2LA 2926.01
A2LA-ISO 17025 Certification #: 1461.01
A2LA-ISO 17025 Certification #: 1461.02
AIHA-LAP/LLC EMLAP Certification #:100789

Pace Analytical Services Charlotte

9800 Kincey Ave. Ste 100, Huntersville, NC 28078
Louisiana/NELAP Certification # LA170028
North Carolina Drinking Water Certification #: 37706
North Carolina Field Services Certification #: 5342
North Carolina Wastewater Certification #: 12
South Carolina Certification #: 99006001
Florida/NELAP Certification #: E87627
Kentucky UST Certification #: 84
Virginia/VELAP Certification #: 460221

Pace Analytical Services Asheville

2225 Riverside Drive, Asheville, NC 28804
Florida/NELAP Certification #: E87648
Massachusetts Certification #: M-NC030
North Carolina Drinking Water Certification #: 37712
North Carolina Wastewater Certification #: 40
South Carolina Certification #: 99030001
Virginia/VELAP Certification #: 460222

REPORT OF LABORATORY ANALYSIS

This report shall not be reproduced, except in full,
without the written consent of Pace Analytical Services, LLC.

Pace Analytical Services, LLC
9800 Kincey Ave. Suite 100
Huntersville, NC 28078
(704)875-9092

SAMPLE ANALYTE COUNT

Project: 2020-LI-2448
Pace Project No.: 92495192

Lab ID	Sample ID	Method	Analysts	Analytes Reported	Laboratory
92495192001	**14401_HC_RD**	MADEP VPH	BMB	6	PAN
		EPA 6010D	DS	1	PASI-A
		SM 6200B	NSCQ	63	PASI-C

PAN = Pace National - Mt. Juliet
PASI-A = Pace Analytical Services - Asheville
PASI-C = Pace Analytical Services - Charlotte

This report shall not be reproduced, except in full,
without the written consent of Pace Analytical Services, LLC.

Pace Analytical Services, LLC
9800 Kincey Ave. Suite 100
Huntersville, NC 28078
(704)875-9092

ANALYTICAL RESULTS

Project: 2020-LI-2448
Pace Project No.: 92495192

Sample: 14401_HC_RD **Lab ID: 92495192001** Collected: 09/11/20 16:48 Received: 09/11/20 18:15 Matrix: Water

Parameters	Results	Units	Report Limit	DF	Prepared	Analyzed	CAS No.	Qual
MADEPV	Analytical Method: MADEP VPH Preparation Method: MADEPV Pace National - Mt. Juliet							
Aliphatic (C05-C08)	ND	ug/L	100	1	09/15/20 15:59	09/15/20 15:59		
Aliphatic (C09-C12)	ND	ug/L	100	1	09/15/20 15:59	09/15/20 15:59		
Aromatic (C09-C10),Unadjusted	ND	ug/L	100	1	09/15/20 15:59	09/15/20 15:59	TPHC9C10A	
Total VPH	ND	ug/L	100	1	09/15/20 15:59	09/15/20 15:59	VPH	
Surrogates								
2,5-Dibromotoluene (FID)	90.9	%	70.0-130	1	09/15/20 15:59	09/15/20 15:59	615-59-8FID	
2,5-Dibromotoluene (PID)	85.2	%	70.0-130	1	09/15/20 15:59	09/15/20 15:59	615-59-8PID	
6010 MET ICP	Analytical Method: EPA 6010D Preparation Method: EPA 3010A Pace Analytical Services - Asheville							
Lead	ND	ug/L	5.0	1	09/12/20 01:48	09/12/20 17:38	7439-92-1	
6200B MSV	Analytical Method: SM 6200B Pace Analytical Services - Charlotte							
Benzene	ND	ug/L	0.50	1		09/12/20 14:16	71-43-2	
Bromobenzene	ND	ug/L	0.50	1		09/12/20 14:16	108-86-1	
Bromochloromethane	ND	ug/L	0.50	1		09/12/20 14:16	74-97-5	
Bromodichloromethane	ND	ug/L	0.50	1		09/12/20 14:16	75-27-4	
Bromoform	ND	ug/L	0.50	1		09/12/20 14:16	75-25-2	
Bromomethane	ND	ug/L	5.0	1		09/12/20 14:16	74-83-9	
n-Butylbenzene	ND	ug/L	0.50	1		09/12/20 14:16	104-51-8	
sec-Butylbenzene	ND	ug/L	0.50	1		09/12/20 14:16	135-98-8	
tert-Butylbenzene	ND	ug/L	0.50	1		09/12/20 14:16	98-06-6	
Carbon tetrachloride	ND	ug/L	0.50	1		09/12/20 14:16	56-23-5	
Chlorobenzene	ND	ug/L	0.50	1		09/12/20 14:16	108-90-7	
Chloroethane	ND	ug/L	1.0	1		09/12/20 14:16	75-00-3	
Chloroform	ND	ug/L	0.50	1		09/12/20 14:16	67-66-3	
Chloromethane	ND	ug/L	1.0	1		09/12/20 14:16	74-87-3	
2-Chlorotoluene	ND	ug/L	0.50	1		09/12/20 14:16	95-49-8	
4-Chlorotoluene	ND	ug/L	0.50	1		09/12/20 14:16	106-43-4	
1,2-Dibromo-3-chloropropane	ND	ug/L	1.0	1		09/12/20 14:16	96-12-8	
Dibromochloromethane	ND	ug/L	0.50	1		09/12/20 14:16	124-48-1	
1,2-Dibromoethane (EDB)	ND	ug/L	0.50	1		09/12/20 14:16	106-93-4	
Dibromomethane	ND	ug/L	0.50	1		09/12/20 14:16	74-95-3	
1,2-Dichlorobenzene	ND	ug/L	0.50	1		09/12/20 14:16	95-50-1	
1,3-Dichlorobenzene	ND	ug/L	0.50	1		09/12/20 14:16	541-73-1	
1,4-Dichlorobenzene	ND	ug/L	0.50	1		09/12/20 14:16	106-46-7	
Dichlorodifluoromethane	ND	ug/L	0.50	1		09/12/20 14:16	75-71-8	
1,1-Dichloroethane	ND	ug/L	0.50	1		09/12/20 14:16	75-34-3	
1,2-Dichloroethane	ND	ug/L	0.50	1		09/12/20 14:16	107-06-2	
1,1-Dichloroethene	ND	ug/L	0.50	1		09/12/20 14:16	75-35-4	
cis-1,2-Dichloroethene	ND	ug/L	0.50	1		09/12/20 14:16	156-59-2	
trans-1,2-Dichloroethene	ND	ug/L	0.50	1		09/12/20 14:16	156-60-5	
1,2-Dichloropropane	ND	ug/L	0.50	1		09/12/20 14:16	78-87-5	
1,3-Dichloropropane	ND	ug/L	0.50	1		09/12/20 14:16	142-28-9	
2,2-Dichloropropane	ND	ug/L	0.50	1		09/12/20 14:16	594-20-7	

REPORT OF LABORATORY ANALYSIS

This report shall not be reproduced, except in full,
without the written consent of Pace Analytical Services, LLC.

Pace Analytical Services, LLC
9800 Kincey Ave. Suite 100
Huntersville, NC 28078
(704)875-9092

ANALYTICAL RESULTS

Project: 2020-LI-2448
Pace Project No.: 92495192

Sample: 14401_HC_RD **Lab ID: 92495192001** Collected: 09/11/20 16:48 Received: 09/11/20 18:15 Matrix: Water

Parameters	Results	Units	Report Limit	DF	Prepared	Analyzed	CAS No.	Qual
6200B MSV	Analytical Method: SM 6200B Pace Analytical Services - Charlotte							
1,1-Dichloropropene	ND	ug/L	0.50	1		09/12/20 14:16	563-58-6	
cis-1,3-Dichloropropene	ND	ug/L	0.50	1		09/12/20 14:16	10061-01-5	
trans-1,3-Dichloropropene	ND	ug/L	0.50	1		09/12/20 14:16	10061-02-6	
Diisopropyl ether	ND	ug/L	0.50	1		09/12/20 14:16	108-20-3	
Ethylbenzene	ND	ug/L	0.50	1		09/12/20 14:16	100-41-4	
Hexachloro-1,3-butadiene	ND	ug/L	2.0	1		09/12/20 14:16	87-68-3	
Isopropylbenzene (Cumene)	ND	ug/L	0.50	1		09/12/20 14:16	98-82-8	
Methylene Chloride	ND	ug/L	2.0	1		09/12/20 14:16	75-09-2	
Methyl-tert-butyl ether	ND	ug/L	0.50	1		09/12/20 14:16	1634-04-4	
Naphthalene	ND	ug/L	2.0	1		09/12/20 14:16	91-20-3	
n-Propylbenzene	ND	ug/L	0.50	1		09/12/20 14:16	103-65-1	
Styrene	ND	ug/L	0.50	1		09/12/20 14:16	100-42-5	
1,1,1,2-Tetrachloroethane	ND	ug/L	0.50	1		09/12/20 14:16	630-20-6	
1,1,2,2-Tetrachloroethane	ND	ug/L	0.50	1		09/12/20 14:16	79-34-5	
Tetrachloroethene	ND	ug/L	0.50	1		09/12/20 14:16	127-18-4	
Toluene	ND	ug/L	0.50	1		09/12/20 14:16	108-88-3	
1,2,3-Trichlorobenzene	ND	ug/L	2.0	1		09/12/20 14:16	87-61-6	
1,2,4-Trichlorobenzene	ND	ug/L	2.0	1		09/12/20 14:16	120-82-1	
1,1,1-Trichloroethane	ND	ug/L	0.50	1		09/12/20 14:16	71-55-6	
1,1,2-Trichloroethane	ND	ug/L	0.50	1		09/12/20 14:16	79-00-5	
Trichloroethene	ND	ug/L	0.50	1		09/12/20 14:16	79-01-6	
Trichlorofluoromethane	ND	ug/L	1.0	1		09/12/20 14:16	75-69-4	
1,2,3-Trichloropropane	ND	ug/L	0.50	1		09/12/20 14:16	96-18-4	
1,2,4-Trimethylbenzene	ND	ug/L	0.50	1		09/12/20 14:16	95-63-6	
1,3,5-Trimethylbenzene	ND	ug/L	0.50	1		09/12/20 14:16	108-67-8	
Vinyl chloride	ND	ug/L	1.0	1		09/12/20 14:16	75-01-4	
m&p-Xylene	ND	ug/L	1.0	1		09/12/20 14:16	179601-23-1	
o-Xylene	ND	ug/L	0.50	1		09/12/20 14:16	95-47-6	
Surrogates								
1,2-Dichloroethane-d4 (S)	90	%	70-130	1		09/12/20 14:16	17060-07-0	
4-Bromofluorobenzene (S)	94	%	70-130	1		09/12/20 14:16	460-00-4	
Toluene-d8 (S)	100	%	70-130	1		09/12/20 14:16	2037-26-5	

REPORT OF LABORATORY ANALYSIS

This report shall not be reproduced, except in full,
without the written consent of Pace Analytical Services, LLC.

Pace Analytical Services, LLC
9800 Kincey Ave. Suite 100
Huntersville, NC 28078
(704)875-9092

QUALITY CONTROL DATA

Project: 2020-LI-2448
Pace Project No.: 92495192

QC Batch: 1543344
QC Batch Method: MADEPV
Analysis Method: MADEP VPH
Analysis Description: MADEPV
Laboratory: Pace National - Mt. Juliet

Associated Lab Samples: 92495192001

METHOD BLANK: R3570767-3 Matrix: Water
Associated Lab Samples: 92495192001

Parameter	Units	Blank Result	Reporting Limit	Analyzed	Qualifiers
Aliphatic (C05-C08)	ug/L	ND	100	09/15/20 10:54	
Aliphatic (C09-C12)	ug/L	ND	100	09/15/20 10:54	
Aromatic (C09-C10),Unadjusted	ug/L	ND	100	09/15/20 10:54	
Total VPH	ug/L	ND	100	09/15/20 10:54	
2,5-Dibromotoluene (FID)	%	89.7	70.0-130	09/15/20 10:54	
2,5-Dibromotoluene (PID)	%	84.7	70.0-130	09/15/20 10:54	

LABORATORY CONTROL SAMPLE & LCSD: R3570767-1 R3570767-2

Parameter	Units	Spike Conc.	LCS Result	LCSD Result	LCS % Rec	LCSD % Rec	% Rec Limits	RPD	Max RPD	Qualifiers
Aliphatic (C05-C08)	ug/L	1200	1170	1140	97.5	95.0	70.0-130	2.60	25	
Aliphatic (C09-C12)	ug/L	1400	1390	1340	99.3	95.7	70.0-130	3.66	25	
Aromatic (C09-C10),Unadjusted	ug/L	200	170	177	85.0	88.5	70.0-130	4.03	25	
Total VPH	ug/L	2800	2730	2660	97.5	95.0	70.0-130	2.60	25	
2,5-Dibromotoluene (FID)	%				101	95.2	70.0-130			
2,5-Dibromotoluene (PID)	%				88.6	88.0	70.0-130			

Results presented on this page are in the units indicated by the "Units" column except where an alternate unit is presented to the right of the result.

REPORT OF LABORATORY ANALYSIS

This report shall not be reproduced, except in full,
without the written consent of Pace Analytical Services, LLC.

Pace Analytical Services, LLC
9800 Kincey Ave. Suite 100
Huntersville, NC 28078
(704)875-9092

QUALITY CONTROL DATA

Project: 2020-LI-2448
Pace Project No.: 92495192

QC Batch: 566001
QC Batch Method: EPA 3010A
Analysis Method: EPA 6010D
Analysis Description: 6010 MET
Laboratory: Pace Analytical Services - Asheville

Associated Lab Samples: 92495192001

METHOD BLANK: 2999937 Matrix: Water
Associated Lab Samples: 92495192001

Parameter	Units	Blank Result	Reporting Limit	Analyzed	Qualifiers
Lead	ug/L	ND	5.0	09/12/20 16:12	

LABORATORY CONTROL SAMPLE: 2999938

Parameter	Units	Spike Conc.	LCS Result	LCS % Rec	% Rec Limits	Qualifiers
Lead	ug/L	500	455	91	80-120	

MATRIX SPIKE & MATRIX SPIKE DUPLICATE: 2999939 2999940

Parameter	Units	92495051001 Result	MS Spike Conc.	MSD Spike Conc.	MS Result	MSD Result	MS % Rec	MSD % Rec	% Rec Limits	RPD	Qual
Lead	ug/L	ND	500	500	473	467	95	93	75-125	1	

Results presented on this page are in the units indicated by the "Units" column except where an alternate unit is presented to the right of the result.

REPORT OF LABORATORY ANALYSIS

This report shall not be reproduced, except in full,
without the written consent of Pace Analytical Services, LLC.

Pace Analytical Services, LLC
9800 Kincey Ave. Suite 100
Huntersville, NC 28078
(704)875-9092

QUALITY CONTROL DATA

Project: 2020-LI-2448
Pace Project No.: 92495192

QC Batch: 566039
QC Batch Method: SM 6200B
Analysis Method: SM 6200B
Analysis Description: 6200B MSV
Laboratory: Pace Analytical Services - Charlotte

Associated Lab Samples: 92495192001

METHOD BLANK: 3000061 Matrix: Water
Associated Lab Samples: 92495192001

Parameter	Units	Blank Result	Reporting Limit	Analyzed	Qualifiers
1,1,1,2-Tetrachloroethane	ug/L	ND	0.50	09/12/20 16:42	
1,1,1-Trichloroethane	ug/L	ND	0.50	09/12/20 16:42	
1,1,2,2-Tetrachloroethane	ug/L	ND	0.50	09/12/20 16:42	
1,1,2-Trichloroethane	ug/L	ND	0.50	09/12/20 16:42	
1,1-Dichloroethane	ug/L	ND	0.50	09/12/20 16:42	
1,1-Dichloroethene	ug/L	ND	0.50	09/12/20 16:42	
1,1-Dichloropropene	ug/L	ND	0.50	09/12/20 16:42	
1,2,3-Trichlorobenzene	ug/L	ND	2.0	09/12/20 16:42	
1,2,3-Trichloropropane	ug/L	ND	0.50	09/12/20 16:42	
1,2,4-Trichlorobenzene	ug/L	ND	2.0	09/12/20 16:42	
1,2,4-Trimethylbenzene	ug/L	ND	0.50	09/12/20 16:42	
1,2-Dibromo-3-chloropropane	ug/L	ND	1.0	09/12/20 16:42	
1,2-Dibromoethane (EDB)	ug/L	ND	0.50	09/12/20 16:42	
1,2-Dichlorobenzene	ug/L	ND	0.50	09/12/20 16:42	
1,2-Dichloroethane	ug/L	ND	0.50	09/12/20 16:42	
1,2-Dichloropropane	ug/L	ND	0.50	09/12/20 16:42	
1,3,5-Trimethylbenzene	ug/L	ND	0.50	09/12/20 16:42	
1,3-Dichlorobenzene	ug/L	ND	0.50	09/12/20 16:42	
1,3-Dichloropropane	ug/L	ND	0.50	09/12/20 16:42	
1,4-Dichlorobenzene	ug/L	ND	0.50	09/12/20 16:42	
2,2-Dichloropropane	ug/L	ND	0.50	09/12/20 16:42	
2-Chlorotoluene	ug/L	ND	0.50	09/12/20 16:42	
4-Chlorotoluene	ug/L	ND	0.50	09/12/20 16:42	
Benzene	ug/L	ND	0.50	09/12/20 16:42	
Bromobenzene	ug/L	ND	0.50	09/12/20 16:42	
Bromochloromethane	ug/L	ND	0.50	09/12/20 16:42	
Bromodichloromethane	ug/L	ND	0.50	09/12/20 16:42	
Bromoform	ug/L	ND	0.50	09/12/20 16:42	
Bromomethane	ug/L	ND	5.0	09/12/20 16:42	
Carbon tetrachloride	ug/L	ND	0.50	09/12/20 16:42	
Chlorobenzene	ug/L	ND	0.50	09/12/20 16:42	
Chloroethane	ug/L	ND	1.0	09/12/20 16:42	
Chloroform	ug/L	ND	0.50	09/12/20 16:42	
Chloromethane	ug/L	ND	1.0	09/12/20 16:42	
cis-1,2-Dichloroethene	ug/L	ND	0.50	09/12/20 16:42	
cis-1,3-Dichloropropene	ug/L	ND	0.50	09/12/20 16:42	
Dibromochloromethane	ug/L	ND	0.50	09/12/20 16:42	
Dibromomethane	ug/L	ND	0.50	09/12/20 16:42	
Dichlorodifluoromethane	ug/L	ND	0.50	09/12/20 16:42	
Diisopropyl ether	ug/L	ND	0.50	09/12/20 16:42	

Results presented on this page are in the units indicated by the "Units" column except where an alternate unit is presented to the right of the result.

REPORT OF LABORATORY ANALYSIS

This report shall not be reproduced, except in full,
without the written consent of Pace Analytical Services, LLC.

Pace Analytical Services, LLC
9800 Kincey Ave. Suite 100
Huntersville, NC 28078
(704)875-9092

QUALITY CONTROL DATA

Project: 2020-LI-2448
Pace Project No.: 92495192

METHOD BLANK: 3000061 Matrix: Water
Associated Lab Samples: 92495192001

Parameter	Units	Blank Result	Reporting Limit	Analyzed	Qualifiers
Ethylbenzene	ug/L	ND	0.50	09/12/20 16:42	
Hexachloro-1,3-butadiene	ug/L	ND	2.0	09/12/20 16:42	
Isopropylbenzene (Cumene)	ug/L	ND	0.50	09/12/20 16:42	
m&p-Xylene	ug/L	ND	1.0	09/12/20 16:42	
Methyl-tert-butyl ether	ug/L	ND	0.50	09/12/20 16:42	
Methylene Chloride	ug/L	ND	2.0	09/12/20 16:42	
n-Butylbenzene	ug/L	ND	0.50	09/12/20 16:42	
n-Propylbenzene	ug/L	ND	0.50	09/12/20 16:42	
Naphthalene	ug/L	ND	2.0	09/12/20 16:42	
o-Xylene	ug/L	ND	0.50	09/12/20 16:42	
sec-Butylbenzene	ug/L	ND	0.50	09/12/20 16:42	
Styrene	ug/L	ND	0.50	09/12/20 16:42	
tert-Butylbenzene	ug/L	ND	0.50	09/12/20 16:42	
Tetrachloroethene	ug/L	ND	0.50	09/12/20 16:42	
Toluene	ug/L	ND	0.50	09/12/20 16:42	
trans-1,2-Dichloroethene	ug/L	ND	0.50	09/12/20 16:42	
trans-1,3-Dichloropropene	ug/L	ND	0.50	09/12/20 16:42	
Trichloroethene	ug/L	ND	0.50	09/12/20 16:42	
Trichlorofluoromethane	ug/L	ND	1.0	09/12/20 16:42	
Vinyl chloride	ug/L	ND	1.0	09/12/20 16:42	
1,2-Dichloroethane-d4 (S)	%	91	70-130	09/12/20 16:42	
4-Bromofluorobenzene (S)	%	94	70-130	09/12/20 16:42	
Toluene-d8 (S)	%	101	70-130	09/12/20 16:42	

LABORATORY CONTROL SAMPLE: 3000062

Parameter	Units	Spike Conc.	LCS Result	LCS % Rec	% Rec Limits	Qualifiers
1,1,1,2-Tetrachloroethane	ug/L	50	54.4	109	60-140	
1,1,1-Trichloroethane	ug/L	50	49.4	99	60-140	
1,1,2,2-Tetrachloroethane	ug/L	50	54.3	109	60-140	
1,1,2-Trichloroethane	ug/L	50	53.5	107	60-140	
1,1-Dichloroethane	ug/L	50	47.7	95	60-140	
1,1-Dichloroethene	ug/L	50	50.6	101	60-140	
1,1-Dichloropropene	ug/L	50	50.8	102	60-140	
1,2,3-Trichlorobenzene	ug/L	50	59.0	118	60-140	
1,2,3-Trichloropropane	ug/L	50	53.7	107	60-140	
1,2,4-Trichlorobenzene	ug/L	50	58.8	118	60-140	
1,2,4-Trimethylbenzene	ug/L	50	53.8	108	60-140	
1,2-Dibromo-3-chloropropane	ug/L	50	55.6	111	60-140	
1,2-Dibromoethane (EDB)	ug/L	50	56.8	114	60-140	
1,2-Dichlorobenzene	ug/L	50	54.5	109	60-140	
1,2-Dichloroethane	ug/L	50	41.7	83	60-140	
1,2-Dichloropropane	ug/L	50	55.0	110	60-140	
1,3,5-Trimethylbenzene	ug/L	50	53.7	107	60-140	

Results presented on this page are in the units indicated by the "Units" column except where an alternate unit is presented to the right of the result.

REPORT OF LABORATORY ANALYSIS

This report shall not be reproduced, except in full,
without the written consent of Pace Analytical Services, LLC.

Pace Analytical Services, LLC
9800 Kincey Ave. Suite 100
Huntersville, NC 28078
(704)875-9092

QUALITY CONTROL DATA

Project: 2020-LI-2448
Pace Project No.: 92495192

LABORATORY CONTROL SAMPLE: 3000062

Parameter	Units	Spike Conc.	LCS Result	LCS % Rec	% Rec Limits	Qualifiers
1,3-Dichlorobenzene	ug/L	50	55.0	110	60-140	
1,3-Dichloropropane	ug/L	50	56.4	113	60-140	
1,4-Dichlorobenzene	ug/L	50	54.3	109	60-140	
2,2-Dichloropropane	ug/L	50	48.0	96	60-140	
2-Chlorotoluene	ug/L	50	55.6	111	60-140	
4-Chlorotoluene	ug/L	50	53.2	106	60-140	
Benzene	ug/L	50	52.7	105	60-140	
Bromobenzene	ug/L	50	53.6	107	60-140	
Bromochloromethane	ug/L	50	51.2	102	60-140	
Bromodichloromethane	ug/L	50	48.4	97	60-140	
Bromoform	ug/L	50	52.8	106	60-140	
Bromomethane	ug/L	50	48.6	97	60-140	
Carbon tetrachloride	ug/L	50	53.6	107	60-140	
Chlorobenzene	ug/L	50	54.7	109	60-140	
Chloroethane	ug/L	50	35.9	72	60-140	
Chloroform	ug/L	50	45.1	90	60-140	
Chloromethane	ug/L	50	52.5	105	60-140	
cis-1,2-Dichloroethene	ug/L	50	47.3	95	60-140	
cis-1,3-Dichloropropene	ug/L	50	55.9	112	60-140	
Dibromochloromethane	ug/L	50	54.0	108	60-140	
Dibromomethane	ug/L	50	54.3	109	60-140	
Dichlorodifluoromethane	ug/L	50	53.8	108	60-140	
Diisopropyl ether	ug/L	50	48.0	96	60-140	
Ethylbenzene	ug/L	50	54.7	109	60-140	
Hexachloro-1,3-butadiene	ug/L	50	58.4	117	60-140	
Isopropylbenzene (Cumene)	ug/L	50	55.0	110	60-140	
m&p-Xylene	ug/L	100	107	107	60-140	
Methyl-tert-butyl ether	ug/L	50	47.6	95	60-140	
Methylene Chloride	ug/L	50	43.4	87	60-140	
n-Butylbenzene	ug/L	50	55.4	111	60-140	
n-Propylbenzene	ug/L	50	54.6	109	60-140	
Naphthalene	ug/L	50	61.1	122	60-140	
o-Xylene	ug/L	50	54.4	109	60-140	
sec-Butylbenzene	ug/L	50	55.5	111	60-140	
Styrene	ug/L	50	56.5	113	60-140	
tert-Butylbenzene	ug/L	50	46.1	92	60-140	
Tetrachloroethene	ug/L	50	57.7	115	60-140	
Toluene	ug/L	50	52.6	105	60-140	
trans-1,2-Dichloroethene	ug/L	50	48.7	97	60-140	
trans-1,3-Dichloropropene	ug/L	50	52.2	104	60-140	
Trichloroethene	ug/L	50	55.6	111	60-140	
Trichlorofluoromethane	ug/L	50	47.9	96	60-140	
Vinyl chloride	ug/L	50	54.1	108	60-140	
1,2-Dichloroethane-d4 (S)	%			83	70-130	
4-Bromofluorobenzene (S)	%			100	70-130	
Toluene-d8 (S)	%			100	70-130	

Results presented on this page are in the units indicated by the "Units" column except where an alternate unit is presented to the right of the result.

REPORT OF LABORATORY ANALYSIS

This report shall not be reproduced, except in full,
without the written consent of Pace Analytical Services, LLC.

Pace Analytical Services, LLC
9800 Kincey Ave. Suite 100
Huntersville, NC 28078
(704)875-9092

QUALITY CONTROL DATA

Project: 2020-LI-2448
Pace Project No.: 92495192

MATRIX SPIKE & MATRIX SPIKE DUPLICATE: 3000063 3000064

Parameter	Units	92495100001 Result	MS Spike Conc.	MSD Spike Conc.	MS Result	MSD Result	MS % Rec	MSD % Rec	% Rec Limits	RPD	Qual
1,1,1,2-Tetrachloroethane	ug/L	ND	20	20	23.3	22.5	116	112	60-140	4	
1,1,1-Trichloroethane	ug/L	ND	20	20	22.1	21.8	111	109	60-140	1	
1,1,2,2-Tetrachloroethane	ug/L	ND	20	20	21.7	21.7	109	109	60-140	0	
1,1,2-Trichloroethane	ug/L	ND	20	20	22.5	22.0	113	110	60-140	2	
1,1-Dichloroethane	ug/L	ND	20	20	21.7	20.8	108	104	60-140	4	
1,1-Dichloroethene	ug/L	ND	20	20	23.5	22.9	117	115	60-140	2	
1,1-Dichloropropene	ug/L	ND	20	20	22.8	21.8	114	109	60-140	4	
1,2,3-Trichlorobenzene	ug/L	ND	20	20	20.3	20.7	102	103	60-140	2	
1,2,3-Trichloropropane	ug/L	ND	20	20	21.0	21.5	105	108	60-140	2	
1,2,4-Trichlorobenzene	ug/L	ND	20	20	21.9	21.7	110	108	60-140	1	
1,2,4-Trimethylbenzene	ug/L	ND	20	20	22.5	21.9	113	110	60-140	3	
1,2-Dibromo-3-chloropropane	ug/L	ND	20	20	20.7	21.5	104	108	60-140	4	
1,2-Dibromoethane (EDB)	ug/L	ND	20	20	23.3	22.7	117	113	60-140	3	
1,2-Dichlorobenzene	ug/L	ND	20	20	22.1	21.4	110	107	60-140	3	
1,2-Dichloroethane	ug/L	ND	20	20	17.6	18.1	88	91	60-140	3	
1,2-Dichloropropane	ug/L	ND	20	20	23.8	22.8	119	114	60-140	4	
1,3,5-Trimethylbenzene	ug/L	ND	20	20	23.1	22.6	116	113	60-140	2	
1,3-Dichlorobenzene	ug/L	ND	20	20	22.3	22.0	112	110	60-140	2	
1,3-Dichloropropane	ug/L	ND	20	20	23.2	23.3	116	117	60-140	0	
1,4-Dichlorobenzene	ug/L	ND	20	20	22.3	21.7	112	108	60-140	3	
2,2-Dichloropropane	ug/L	ND	20	20	22.4	21.6	112	108	60-140	4	
2-Chlorotoluene	ug/L	ND	20	20	23.1	22.6	116	113	60-140	2	
4-Chlorotoluene	ug/L	ND	20	20	21.9	21.8	109	109	60-140	1	
Benzene	ug/L	ND	20	20	23.5	23.0	116	113	60-140	2	
Bromobenzene	ug/L	ND	20	20	22.7	22.4	113	112	60-140	1	
Bromochloromethane	ug/L	ND	20	20	21.9	21.9	110	109	60-140	0	
Bromodichloromethane	ug/L	ND	20	20	20.4	19.9	102	99	60-140	3	
Bromoform	ug/L	ND	20	20	21.0	20.9	105	104	60-140	1	
Bromomethane	ug/L	ND	20	20	25.6	27.0	128	135	60-140	5	
Carbon tetrachloride	ug/L	ND	20	20	24.4	23.6	122	118	60-140	3	
Chlorobenzene	ug/L	ND	20	20	23.3	22.6	117	113	60-140	3	
Chloroethane	ug/L	ND	20	20	21.3	19.7	106	99	60-140	8	
Chloroform	ug/L	ND	20	20	20.1	19.4	100	97	60-140	4	
Chloromethane	ug/L	ND	20	20	22.0	22.2	110	111	60-140	1	
cis-1,2-Dichloroethene	ug/L	ND	20	20	21.2	20.7	106	104	60-140	2	
cis-1,3-Dichloropropene	ug/L	ND	20	20	23.9	23.2	119	116	60-140	3	
Dibromochloromethane	ug/L	ND	20	20	22.6	22.2	113	111	60-140	2	
Dibromomethane	ug/L	ND	20	20	22.5	21.8	112	109	60-140	3	
Dichlorodifluoromethane	ug/L	ND	20	20	25.5	24.8	128	124	60-140	3	
Diisopropyl ether	ug/L	3.2	20	20	23.6	23.7	102	102	60-140	0	
Ethylbenzene	ug/L	ND	20	20	23.6	23.0	118	115	60-140	3	
Hexachloro-1,3-butadiene	ug/L	ND	20	20	24.6	19.7	123	98	60-140	22	
Isopropylbenzene (Cumene)	ug/L	ND	20	20	24.1	22.9	120	114	60-140	5	
m&p-Xylene	ug/L	ND	40	40	46.3	44.9	116	112	60-140	3	
Methyl-tert-butyl ether	ug/L	1.3	20	20	21.7	21.7	102	102	60-140	0	
Methylene Chloride	ug/L	ND	20	20	19.4	19.1	97	95	60-140	2	

Results presented on this page are in the units indicated by the "Units" column except where an alternate unit is presented to the right of the result.

REPORT OF LABORATORY ANALYSIS

This report shall not be reproduced, except in full,
without the written consent of Pace Analytical Services, LLC.

Pace Analytical Services, LLC
9800 Kincey Ave. Suite 100
Huntersville, NC 28078
(704)875-9092

QUALITY CONTROL DATA

Project: 2020-LI-2448
Pace Project No.: 92495192

MATRIX SPIKE & MATRIX SPIKE DUPLICATE: 3000063 3000064

Parameter	Units	92495100001 Result	MS Spike Conc.	MSD Spike Conc.	MS Result	MSD Result	MS % Rec	MSD % Rec	% Rec Limits	RPD	Qual
n-Butylbenzene	ug/L	ND	20	20	23.3	21.7	116	109	60-140	7	
n-Propylbenzene	ug/L	ND	20	20	23.7	23.1	119	115	60-140	3	
Naphthalene	ug/L	ND	20	20	20.0	21.0	100	105	60-140	5	
o-Xylene	ug/L	ND	20	20	23.1	22.5	115	113	60-140	2	
sec-Butylbenzene	ug/L	ND	20	20	24.3	23.0	121	115	60-140	5	
Styrene	ug/L	ND	20	20	23.1	22.4	115	112	60-140	3	
tert-Butylbenzene	ug/L	ND	20	20	20.1	19.5	101	97	60-140	3	
Tetrachloroethene	ug/L	ND	20	20	25.0	24.1	125	120	60-140	4	
Toluene	ug/L	ND	20	20	23.7	22.8	119	114	60-140	4	
trans-1,2-Dichloroethene	ug/L	ND	20	20	22.6	21.9	113	109	60-140	4	
trans-1,3-Dichloropropene	ug/L	ND	20	20	21.6	21.7	108	108	60-140	0	
Trichloroethene	ug/L	ND	20	20	25.0	23.7	125	119	60-140	5	
Trichlorofluoromethane	ug/L	ND	20	20	26.5	25.1	131	124	60-140	5	
Vinyl chloride	ug/L	ND	20	20	24.5	24.3	123	122	60-140	1	
1,2-Dichloroethane-d4 (S)	%						90	90	70-130		
4-Bromofluorobenzene (S)	%						98	96	70-130		
Toluene-d8 (S)	%						99	100	70-130		

Results presented on this page are in the units indicated by the "Units" column except where an alternate unit is presented to the right of the result.

REPORT OF LABORATORY ANALYSIS

This report shall not be reproduced, except in full,
without the written consent of Pace Analytical Services, LLC.

Pace Analytical Services, LLC
9800 Kincey Ave. Suite 100
Huntersville, NC 28078
(704)875-9092

QUALIFIERS

Project: 2020-LI-2448
Pace Project No.: 92495192

DEFINITIONS

DF - Dilution Factor, if reported, represents the factor applied to the reported data due to dilution of the sample aliquot.

ND - Not Detected at or above adjusted reporting limit.

TNTC - Too Numerous To Count

J - Estimated concentration above the adjusted method detection limit and below the adjusted reporting limit.

MDL - Adjusted Method Detection Limit.

PQL - Practical Quantitation Limit.

RL - Reporting Limit - The lowest concentration value that meets project requirements for quantitative data with known precision and bias for a specific analyte in a specific matrix.

S - Surrogate

1,2-Diphenylhydrazine decomposes to and cannot be separated from Azobenzene using Method 8270. The result for each analyte is a combined concentration.

Consistent with EPA guidelines, unrounded data are displayed and have been used to calculate % recovery and RPD values.

LCS(D) - Laboratory Control Sample (Duplicate)

MS(D) - Matrix Spike (Duplicate)

DUP - Sample Duplicate

RPD - Relative Percent Difference

NC - Not Calculable.

SG - Silica Gel - Clean-Up

U - Indicates the compound was analyzed for, but not detected.

Acid preservation may not be appropriate for 2 Chloroethylvinyl ether.

A separate vial preserved to a pH of 4-5 is recommended in SW846 Chapter 4 for the analysis of Acrolein and Acrylonitrile by EPA Method 8260.

N-Nitrosodiphenylamine decomposes and cannot be separated from Diphenylamine using Method 8270. The result reported for each analyte is a combined concentration.

Pace Analytical is TNI accredited. Contact your Pace PM for the current list of accredited analytes.

TNI - The NELAC Institute.

This report shall not be reproduced, except in full,
without the written consent of Pace Analytical Services, LLC.

Pace Analytical Services, LLC
9800 Kincey Ave. Suite 100
Huntersville, NC 28078
(704)875-9092

QUALITY CONTROL DATA CROSS REFERENCE TABLE

Project: 2020-LI-2448
Pace Project No.: 92495192

Lab ID	Sample ID	QC Batch Method	QC Batch	Analytical Method	Analytical Batch
92495192001	**14401_HC_RD**	MADEPV	1543344	MADEP VPH	1543344
92495192001	**14401_HC_RD**	EPA 3010A	566001	EPA 6010D	566017
92495192001	**14401_HC_RD**	SM 6200B	566039		

This report shall not be reproduced, except in full,
without the written consent of Pace Analytical Services, LLC.

CHAIN-OF-CUSTODY Analytical Request Document

Pace Analytical

Chain-of-Custody is a LEGAL DOCUMENT - Complete all relevent fields

WO# : 92495192

92495192

Company: Apex Companies	Billing Information:
Address:	
Report To: Andrew Street	Email To: Andrew Street (Emily Little
Copy To:	Site Collection Info/Address: 14335 H/CRD
Customer Project Name/Number: 2020-LI-2448	State: NC County/City: Huntersville Time Zone Collected: [ ] PT [ ] MT [ ] CT [ ] ET
Phone: Email:	Site/Facility ID #:
Collected By (print): Matthew Friedi	Purchase Order #: Quote #:
Collected By (signature):	Turnaround Date Required: ASAP
Sample Disposal: [ ] Dispose as appropriate [ ] Return [ ] Archive: [ ] Hold:	Rush: [ ] Same Day [ ] Next Day [ ] 2 Day [ ] 3 Day [ ] 4 Day [ ] 5 Day (Expedite Charges Apply)

Compliance Monitoring? [ ] Yes [ ] No

DW PWS ID #: DW Location Code:

Immediately Packed on Ice: [ ] Yes [ ] No

Field Filtered (if applicable): [ ] Yes [ ] No

Analysis: _____

** Preservative Types: (1) nitric acid, (2) sulfuric acid, (3) hydrochloric acid, (4) sodium hydroxide, (5) zinc acetate, (6) methanol, (7) sodium bisulfate, (8) sodium thiosulfate, (9) hexane, (A) ascorbic acid, (B) ammonium sulfate, (C) ammonium hydroxide, (D) TSP, (U) Unpreserved, (O) Other _____

* Matrix Codes (Insert in Matrix box below): Drinking Water (DW), Ground Water (GW), Wastewater (WW), Product (P), Soil/Solid (SL), Oil (OL), Wipe (WP), Air (AR), Tissue (TS), Bioassay (B), Vapor (V), Other (OT)

Customer Sample ID	Matrix *	Comp / Grab	Collected (or Composite Start) Date	Collected (or Composite Start) Time	Composite End Date	Composite End Time	Res Cl	# of Ctns	Analyses: SM 6200 B VOCs	Lead	MADEP VPH	Lab Profile/Line:
14335 H/CRD	DW	G	09/11	1648				8	X	X	X	001

Lab Sample Receipt Checklist:

Custody Seals Present/Intact	Y	N	NA
Custody Signatures Present	Y	N	NA
Collector Signature Present	Y	N	NA
Bottles Intact	Y	N	NA
Correct Bottles	Y	N	NA
Sufficient Volume	Y	N	NA
Samples Received on Ice	Y	N	NA
VOA - Headspace Acceptable	Y	N	NA
USDA Regulated Soils	Y	N	NA
Samples in Holding Time	Y	N	NA
Residual Chlorine Present	Y	N	NA
Cl Strips: _____			
Sample pH Acceptable	Y	N	NA
pH Strips: _____			
Sulfide Present	Y	N	NA
Lead Acetate Strips: _____			

LAB USE ONLY
Lab Sample # / Comments:
92495192

Customer Remarks / Special Conditions / Possible Hazards:

Type of Ice Used: Wet Blue Dry None

Packing Material Used: Bubble

Radchem sample(s) screened (<500 cpm): Y N NA

SHORT HOLDS PRESENT (<72 hours): Y N N/A

Lab Tracking #: 2539431

Samples received via: FEDEX UPS Client Courier Pace Courier

Lab Sample Temperature Info:
Temp Blank Received: Y N NA
Therm ID#: 92-010
Cooler 1 Temp Upon Receipt: 1.3 oC
Cooler 1 Therm Corr. Factor: 0.0 oC
Cooler 1 Corrected Temp: 1.3 oC
Comments:

Relinquished by/Company: (Signature)	Date/Time: 1730 09/14/20	Received by/Company: (Signature)	Date/Time: 9-11-20/1730
Relinquished by/Company: (Signature)	Date/Time: 9-11-20/1815	Received by/Company: (Signature)	Date/Time: 9/11/20 1830
Relinquished by/Company: (Signature)	Date/Time:	Received by/Company: (Signature)	Date/Time:

MTJL LAB USE ONLY
Table #:
Acctnum:
Template:
Prelogin:
PM:
PB:

Trip Blank Received: Y N NA
HCL MeOH TSP Other

Non Conformance(s): YES / NO

Page: _____ of: _____

Pace Analytical Services, LLC
9800 Kincey Ave. Suite 100
Huntersville, NC 28078
(704)875-9092

September 16, 2020

Andrew Street
Apex Companies - NC
5900 Northwoods Business Pkwy
Suite 5900-0
Charlotte, NC 28269

RE: Project: 2020-LI-2448
Pace Project No.: 92495193

Dear Andrew Street:

Enclosed are the analytical results for sample(s) received by the laboratory on September 11, 2020. The results relate only to the samples included in this report. Results reported herein conform to the applicable TNI/NELAC Standards and the laboratory's Quality Manual, where applicable, unless otherwise noted in the body of the report.

The test results provided in this final report were generated by each of the following laboratories within the Pace Network:

- Pace National - Mt. Juliet
- Pace Analytical Services - Asheville
- Pace Analytical Services - Charlotte

If you have any questions concerning this report, please feel free to contact me.

Sincerely,

Angela M. Baioni

Angela Baioni
angela.baioni@pacelabs.com
(704)875-9092
Project Manager

Enclosures

cc: J Culbreath, Colonial Pipeline Company
Robert Hughes, Colonial Pipeline
Margaret King, APEX Companies, LLC
Emily Little, Apex Companies
Jeff Morrison, Colonial Pipeline Company
Tom Naumann, APEX Companies - NC
Joe Nicolette, Montrose-EPS
Christopher Schultz, Apex Companies
J Tate, Colonial Pipeline Company
Alex Testoff, Montrose-EPS
Michael Verdon, Colonial Pipeline Company
JM Wyatt, Colonial Pipeline Company

REPORT OF LABORATORY ANALYSIS

This report shall not be reproduced, except in full,
without the written consent of Pace Analytical Services, LLC.

Pace Analytical Services, LLC
9800 Kincey Ave. Suite 100
Huntersville, NC 28078
(704)875-9092

CERTIFICATIONS

Project: 2020-LI-2448
Pace Project No.: 92495193

Pace Analytical Services National

12065 Lebanon Road, Mt. Juliet, TN 37122
Alabama Certification #: 40660
Alaska Certification 17-026
Arizona Certification #: AZ0612
Arkansas Certification #: 88-0469
California Certification #: 2932
Canada Certification #: 1461.01
Colorado Certification #: TN00003
Connecticut Certification #: PH-0197
DOD Certification: #1461.01
EPA# TN00003
Florida Certification #: E87487
Georgia DW Certification #: 923
Georgia Certification: NELAP
Idaho Certification #: TN00003
Illinois Certification #: 200008
Indiana Certification #: C-TN-01
Iowa Certification #: 364
Kansas Certification #: E-10277
Kentucky UST Certification #: 16
Kentucky Certification #: 90010
Louisiana Certification #: AI30792
Louisiana DW Certification #: LA180010
Maine Certification #: TN0002
Maryland Certification #: 324
Massachusetts Certification #: M-TN003
Michigan Certification #: 9958
Minnesota Certification #: 047-999-395
Mississippi Certification #: TN00003
Missouri Certification #: 340
Montana Certification #: CERT0086
Nebraska Certification #: NE-OS-15-05
Nevada Certification #: TN-03-2002-34
New Hampshire Certification #: 2975
New Jersey Certification #: TN002
New Mexico DW Certification
New York Certification #: 11742
North Carolina Aquatic Toxicity Certification #: 41
North Carolina Drinking Water Certification #: 21704
North Carolina Environmental Certificate #: 375
North Dakota Certification #: R-140
Ohio VAP Certification #: CL0069
Oklahoma Certification #: 9915
Oregon Certification #: TN200002
Pennsylvania Certification #: 68-02979
Rhode Island Certification #: LAO00356
South Carolina Certification #: 84004
South Dakota Certification
Tennessee DW/Chem/Micro Certification #: 2006
Texas Certification #: T 104704245-17-14
Texas Mold Certification #: LAB0152
USDA Soil Permit #: P330-15-00234
Utah Certification #: TN00003
Virginia Certification #: VT2006
Vermont Dept. of Health: ID# VT-2006
Virginia Certification #: 460132
Washington Certification #: C847
West Virginia Certification #: 233
Wisconsin Certification #: 9980939910
Wyoming UST Certification #: via A2LA 2926.01
A2LA-ISO 17025 Certification #: 1461.01
A2LA-ISO 17025 Certification #: 1461.02
AIHA-LAP/LLC EMLAP Certification #:100789

Pace Analytical Services Charlotte

9800 Kincey Ave. Ste 100, Huntersville, NC 28078
Louisiana/NELAP Certification # LA170028
North Carolina Drinking Water Certification #: 37706
North Carolina Field Services Certification #: 5342
North Carolina Wastewater Certification #: 12
South Carolina Certification #: 99006001
Florida/NELAP Certification #: E87627
Kentucky UST Certification #: 84
Virginia/VELAP Certification #: 460221

Pace Analytical Services Asheville

2225 Riverside Drive, Asheville, NC 28804
Florida/NELAP Certification #: E87648
Massachusetts Certification #: M-NC030
North Carolina Drinking Water Certification #: 37712
North Carolina Wastewater Certification #: 40
South Carolina Certification #: 99030001
Virginia/VELAP Certification #: 460222

REPORT OF LABORATORY ANALYSIS

This report shall not be reproduced, except in full,
without the written consent of Pace Analytical Services, LLC.

Pace Analytical Services, LLC
9800 Kincey Ave. Suite 100
Huntersville, NC 28078
(704)875-9092

SAMPLE ANALYTE COUNT

Project: 2020-LI-2448
Pace Project No.: 92495193

Lab ID	Sample ID	Method	Analysts	Analytes Reported	Laboratory
92495193001	**FD-091120**	MADEP VPH	BMB	6	PAN
		EPA 6010D	DS	1	PASI-A
		SM 6200B	NSCQ	63	PASI-C
92495193002	**FIELD_BLANK**	MADEP VPH	BMB	6	PAN
		EPA 6010D	DS	1	PASI-A
		SM 6200B	NSCQ	63	PASI-C
92495193003	**TRIP_BLANK**	SM 6200B	NSCQ	63	PASI-C

PAN = Pace National - Mt. Juliet
PASI-A = Pace Analytical Services - Asheville
PASI-C = Pace Analytical Services - Charlotte

This report shall not be reproduced, except in full,
without the written consent of Pace Analytical Services, LLC.

Pace Analytical Services, LLC
9800 Kincey Ave. Suite 100
Huntersville, NC 28078
(704)875-9092

ANALYTICAL RESULTS

Project: 2020-LI-2448
Pace Project No.: 92495193

Sample: FD-091120 **Lab ID: 92495193001** Collected: 09/11/20 12:12 Received: 09/11/20 18:15 Matrix: Water

Parameters	Results	Units	Report Limit	DF	Prepared	Analyzed	CAS No.	Qual
MADEPV	Analytical Method: MADEP VPH Preparation Method: MADEPV Pace National - Mt. Juliet							
Aliphatic (C05-C08)	ND	ug/L	100	1	09/15/20 16:31	09/15/20 16:31		
Aliphatic (C09-C12)	ND	ug/L	100	1	09/15/20 16:31	09/15/20 16:31		
Aromatic (C09-C10),Unadjusted	ND	ug/L	100	1	09/15/20 16:31	09/15/20 16:31	TPHC9C10A	
Total VPH	ND	ug/L	100	1	09/15/20 16:31	09/15/20 16:31	VPH	
Surrogates								
2,5-Dibromotoluene (FID)	91.2	%	70.0-130	1	09/15/20 16:31	09/15/20 16:31	615-59-8FID	
2,5-Dibromotoluene (PID)	84.5	%	70.0-130	1	09/15/20 16:31	09/15/20 16:31	615-59-8PID	
6010 MET ICP	Analytical Method: EPA 6010D Preparation Method: EPA 3010A Pace Analytical Services - Asheville							
Lead	ND	ug/L	5.0	1	09/12/20 01:48	09/12/20 17:41	7439-92-1	
6200B MSV	Analytical Method: SM 6200B Pace Analytical Services - Charlotte							
Benzene	ND	ug/L	0.50	1		09/12/20 14:35	71-43-2	
Bromobenzene	ND	ug/L	0.50	1		09/12/20 14:35	108-86-1	
Bromochloromethane	ND	ug/L	0.50	1		09/12/20 14:35	74-97-5	
Bromodichloromethane	ND	ug/L	0.50	1		09/12/20 14:35	75-27-4	
Bromoform	ND	ug/L	0.50	1		09/12/20 14:35	75-25-2	
Bromomethane	ND	ug/L	5.0	1		09/12/20 14:35	74-83-9	
n-Butylbenzene	ND	ug/L	0.50	1		09/12/20 14:35	104-51-8	
sec-Butylbenzene	ND	ug/L	0.50	1		09/12/20 14:35	135-98-8	
tert-Butylbenzene	ND	ug/L	0.50	1		09/12/20 14:35	98-06-6	
Carbon tetrachloride	ND	ug/L	0.50	1		09/12/20 14:35	56-23-5	
Chlorobenzene	ND	ug/L	0.50	1		09/12/20 14:35	108-90-7	
Chloroethane	ND	ug/L	1.0	1		09/12/20 14:35	75-00-3	
Chloroform	ND	ug/L	0.50	1		09/12/20 14:35	67-66-3	
Chloromethane	ND	ug/L	1.0	1		09/12/20 14:35	74-87-3	
2-Chlorotoluene	ND	ug/L	0.50	1		09/12/20 14:35	95-49-8	
4-Chlorotoluene	ND	ug/L	0.50	1		09/12/20 14:35	106-43-4	
1,2-Dibromo-3-chloropropane	ND	ug/L	1.0	1		09/12/20 14:35	96-12-8	
Dibromochloromethane	ND	ug/L	0.50	1		09/12/20 14:35	124-48-1	
1,2-Dibromoethane (EDB)	ND	ug/L	0.50	1		09/12/20 14:35	106-93-4	
Dibromomethane	ND	ug/L	0.50	1		09/12/20 14:35	74-95-3	
1,2-Dichlorobenzene	ND	ug/L	0.50	1		09/12/20 14:35	95-50-1	
1,3-Dichlorobenzene	ND	ug/L	0.50	1		09/12/20 14:35	541-73-1	
1,4-Dichlorobenzene	ND	ug/L	0.50	1		09/12/20 14:35	106-46-7	
Dichlorodifluoromethane	ND	ug/L	0.50	1		09/12/20 14:35	75-71-8	
1,1-Dichloroethane	ND	ug/L	0.50	1		09/12/20 14:35	75-34-3	
1,2-Dichloroethane	ND	ug/L	0.50	1		09/12/20 14:35	107-06-2	
1,1-Dichloroethene	ND	ug/L	0.50	1		09/12/20 14:35	75-35-4	
cis-1,2-Dichloroethene	ND	ug/L	0.50	1		09/12/20 14:35	156-59-2	
trans-1,2-Dichloroethene	ND	ug/L	0.50	1		09/12/20 14:35	156-60-5	
1,2-Dichloropropane	ND	ug/L	0.50	1		09/12/20 14:35	78-87-5	
1,3-Dichloropropane	ND	ug/L	0.50	1		09/12/20 14:35	142-28-9	
2,2-Dichloropropane	ND	ug/L	0.50	1		09/12/20 14:35	594-20-7	

REPORT OF LABORATORY ANALYSIS

This report shall not be reproduced, except in full,
without the written consent of Pace Analytical Services, LLC.

Pace Analytical Services, LLC
9800 Kincey Ave. Suite 100
Huntersville, NC 28078
(704)875-9092

ANALYTICAL RESULTS

Project: 2020-LI-2448
Pace Project No.: 92495193

Sample: FD-091120 **Lab ID: 92495193001** Collected: 09/11/20 12:12 Received: 09/11/20 18:15 Matrix: Water

Parameters	Results	Units	Report Limit	DF	Prepared	Analyzed	CAS No.	Qual
6200B MSV	Analytical Method: SM 6200B Pace Analytical Services - Charlotte							
1,1-Dichloropropene	ND	ug/L	0.50	1		09/12/20 14:35	563-58-6	
cis-1,3-Dichloropropene	ND	ug/L	0.50	1		09/12/20 14:35	10061-01-5	
trans-1,3-Dichloropropene	ND	ug/L	0.50	1		09/12/20 14:35	10061-02-6	
Diisopropyl ether	ND	ug/L	0.50	1		09/12/20 14:35	108-20-3	
Ethylbenzene	ND	ug/L	0.50	1		09/12/20 14:35	100-41-4	
Hexachloro-1,3-butadiene	ND	ug/L	2.0	1		09/12/20 14:35	87-68-3	
Isopropylbenzene (Cumene)	ND	ug/L	0.50	1		09/12/20 14:35	98-82-8	
Methylene Chloride	ND	ug/L	2.0	1		09/12/20 14:35	75-09-2	
Methyl-tert-butyl ether	ND	ug/L	0.50	1		09/12/20 14:35	1634-04-4	
Naphthalene	ND	ug/L	2.0	1		09/12/20 14:35	91-20-3	
n-Propylbenzene	ND	ug/L	0.50	1		09/12/20 14:35	103-65-1	
Styrene	ND	ug/L	0.50	1		09/12/20 14:35	100-42-5	
1,1,1,2-Tetrachloroethane	ND	ug/L	0.50	1		09/12/20 14:35	630-20-6	
1,1,2,2-Tetrachloroethane	ND	ug/L	0.50	1		09/12/20 14:35	79-34-5	
Tetrachloroethene	ND	ug/L	0.50	1		09/12/20 14:35	127-18-4	
Toluene	ND	ug/L	0.50	1		09/12/20 14:35	108-88-3	
1,2,3-Trichlorobenzene	ND	ug/L	2.0	1		09/12/20 14:35	87-61-6	
1,2,4-Trichlorobenzene	ND	ug/L	2.0	1		09/12/20 14:35	120-82-1	
1,1,1-Trichloroethane	ND	ug/L	0.50	1		09/12/20 14:35	71-55-6	
1,1,2-Trichloroethane	ND	ug/L	0.50	1		09/12/20 14:35	79-00-5	
Trichloroethene	ND	ug/L	0.50	1		09/12/20 14:35	79-01-6	
Trichlorofluoromethane	ND	ug/L	1.0	1		09/12/20 14:35	75-69-4	
1,2,3-Trichloropropane	ND	ug/L	0.50	1		09/12/20 14:35	96-18-4	
1,2,4-Trimethylbenzene	ND	ug/L	0.50	1		09/12/20 14:35	95-63-6	
1,3,5-Trimethylbenzene	ND	ug/L	0.50	1		09/12/20 14:35	108-67-8	
Vinyl chloride	ND	ug/L	1.0	1		09/12/20 14:35	75-01-4	
m&p-Xylene	ND	ug/L	1.0	1		09/12/20 14:35	179601-23-1	
o-Xylene	ND	ug/L	0.50	1		09/12/20 14:35	95-47-6	
Surrogates								
1,2-Dichloroethane-d4 (S)	85	%	70-130	1		09/12/20 14:35	17060-07-0	
4-Bromofluorobenzene (S)	94	%	70-130	1		09/12/20 14:35	460-00-4	
Toluene-d8 (S)	100	%	70-130	1		09/12/20 14:35	2037-26-5	

REPORT OF LABORATORY ANALYSIS

This report shall not be reproduced, except in full,
without the written consent of Pace Analytical Services, LLC.

Pace Analytical Services, LLC
9800 Kincey Ave. Suite 100
Huntersville, NC 28078
(704)875-9092

ANALYTICAL RESULTS

Project: 2020-LI-2448
Pace Project No.: 92495193

Sample: FIELD_BLANK **Lab ID: 92495193002** Collected: 09/11/20 14:43 Received: 09/11/20 18:15 Matrix: Water

Parameters	Results	Units	Report Limit	DF	Prepared	Analyzed	CAS No.	Qual
MADEPV	Analytical Method: MADEP VPH Preparation Method: MADEPV Pace National - Mt. Juliet							
Aliphatic (C05-C08)	ND	ug/L	100	1	09/15/20 17:04	09/15/20 17:04		
Aliphatic (C09-C12)	ND	ug/L	100	1	09/15/20 17:04	09/15/20 17:04		
Aromatic (C09-C10),Unadjusted	ND	ug/L	100	1	09/15/20 17:04	09/15/20 17:04	TPHC9C10A	
Total VPH	ND	ug/L	100	1	09/15/20 17:04	09/15/20 17:04	VPH	
Surrogates								
2,5-Dibromotoluene (FID)	89.1	%	70.0-130	1	09/15/20 17:04	09/15/20 17:04	615-59-8FID	
2,5-Dibromotoluene (PID)	81.8	%	70.0-130	1	09/15/20 17:04	09/15/20 17:04	615-59-8PID	
6010 MET ICP	Analytical Method: EPA 6010D Preparation Method: EPA 3010A Pace Analytical Services - Asheville							
Lead	ND	ug/L	5.0	1	09/12/20 01:48	09/12/20 17:51	7439-92-1	
6200B MSV	Analytical Method: SM 6200B Pace Analytical Services - Charlotte							
Benzene	ND	ug/L	0.50	1		09/12/20 17:37	71-43-2	
Bromobenzene	ND	ug/L	0.50	1		09/12/20 17:37	108-86-1	
Bromochloromethane	ND	ug/L	0.50	1		09/12/20 17:37	74-97-5	
Bromodichloromethane	ND	ug/L	0.50	1		09/12/20 17:37	75-27-4	
Bromoform	ND	ug/L	0.50	1		09/12/20 17:37	75-25-2	
Bromomethane	ND	ug/L	5.0	1		09/12/20 17:37	74-83-9	
n-Butylbenzene	ND	ug/L	0.50	1		09/12/20 17:37	104-51-8	
sec-Butylbenzene	ND	ug/L	0.50	1		09/12/20 17:37	135-98-8	
tert-Butylbenzene	ND	ug/L	0.50	1		09/12/20 17:37	98-06-6	
Carbon tetrachloride	ND	ug/L	0.50	1		09/12/20 17:37	56-23-5	
Chlorobenzene	ND	ug/L	0.50	1		09/12/20 17:37	108-90-7	
Chloroethane	ND	ug/L	1.0	1		09/12/20 17:37	75-00-3	
Chloroform	ND	ug/L	0.50	1		09/12/20 17:37	67-66-3	
Chloromethane	ND	ug/L	1.0	1		09/12/20 17:37	74-87-3	
2-Chlorotoluene	ND	ug/L	0.50	1		09/12/20 17:37	95-49-8	
4-Chlorotoluene	ND	ug/L	0.50	1		09/12/20 17:37	106-43-4	
1,2-Dibromo-3-chloropropane	ND	ug/L	1.0	1		09/12/20 17:37	96-12-8	
Dibromochloromethane	ND	ug/L	0.50	1		09/12/20 17:37	124-48-1	
1,2-Dibromoethane (EDB)	ND	ug/L	0.50	1		09/12/20 17:37	106-93-4	
Dibromomethane	ND	ug/L	0.50	1		09/12/20 17:37	74-95-3	
1,2-Dichlorobenzene	ND	ug/L	0.50	1		09/12/20 17:37	95-50-1	
1,3-Dichlorobenzene	ND	ug/L	0.50	1		09/12/20 17:37	541-73-1	
1,4-Dichlorobenzene	ND	ug/L	0.50	1		09/12/20 17:37	106-46-7	
Dichlorodifluoromethane	ND	ug/L	0.50	1		09/12/20 17:37	75-71-8	
1,1-Dichloroethane	ND	ug/L	0.50	1		09/12/20 17:37	75-34-3	
1,2-Dichloroethane	ND	ug/L	0.50	1		09/12/20 17:37	107-06-2	
1,1-Dichloroethene	ND	ug/L	0.50	1		09/12/20 17:37	75-35-4	
cis-1,2-Dichloroethene	ND	ug/L	0.50	1		09/12/20 17:37	156-59-2	
trans-1,2-Dichloroethene	ND	ug/L	0.50	1		09/12/20 17:37	156-60-5	
1,2-Dichloropropane	ND	ug/L	0.50	1		09/12/20 17:37	78-87-5	
1,3-Dichloropropane	ND	ug/L	0.50	1		09/12/20 17:37	142-28-9	
2,2-Dichloropropane	ND	ug/L	0.50	1		09/12/20 17:37	594-20-7	

REPORT OF LABORATORY ANALYSIS

This report shall not be reproduced, except in full,
without the written consent of Pace Analytical Services, LLC.

Pace Analytical Services, LLC
9800 Kincey Ave. Suite 100
Huntersville, NC 28078
(704)875-9092

ANALYTICAL RESULTS

Project: 2020-LI-2448
Pace Project No.: 92495193

Sample: FIELD_BLANK **Lab ID: 92495193002** Collected: 09/11/20 14:43 Received: 09/11/20 18:15 Matrix: Water

Parameters	Results	Units	Report Limit	DF	Prepared	Analyzed	CAS No.	Qual
6200B MSV	Analytical Method: SM 6200B Pace Analytical Services - Charlotte							
1,1-Dichloropropene	ND	ug/L	0.50	1		09/12/20 17:37	563-58-6	
cis-1,3-Dichloropropene	ND	ug/L	0.50	1		09/12/20 17:37	10061-01-5	
trans-1,3-Dichloropropene	ND	ug/L	0.50	1		09/12/20 17:37	10061-02-6	
Diisopropyl ether	ND	ug/L	0.50	1		09/12/20 17:37	108-20-3	
Ethylbenzene	ND	ug/L	0.50	1		09/12/20 17:37	100-41-4	
Hexachloro-1,3-butadiene	ND	ug/L	2.0	1		09/12/20 17:37	87-68-3	
Isopropylbenzene (Cumene)	ND	ug/L	0.50	1		09/12/20 17:37	98-82-8	
Methylene Chloride	**3.1**	ug/L	2.0	1		09/12/20 17:37	75-09-2	
Methyl-tert-butyl ether	ND	ug/L	0.50	1		09/12/20 17:37	1634-04-4	
Naphthalene	ND	ug/L	2.0	1		09/12/20 17:37	91-20-3	
n-Propylbenzene	ND	ug/L	0.50	1		09/12/20 17:37	103-65-1	
Styrene	ND	ug/L	0.50	1		09/12/20 17:37	100-42-5	
1,1,1,2-Tetrachloroethane	ND	ug/L	0.50	1		09/12/20 17:37	630-20-6	
1,1,2,2-Tetrachloroethane	ND	ug/L	0.50	1		09/12/20 17:37	79-34-5	
Tetrachloroethene	ND	ug/L	0.50	1		09/12/20 17:37	127-18-4	
Toluene	ND	ug/L	0.50	1		09/12/20 17:37	108-88-3	
1,2,3-Trichlorobenzene	ND	ug/L	2.0	1		09/12/20 17:37	87-61-6	
1,2,4-Trichlorobenzene	ND	ug/L	2.0	1		09/12/20 17:37	120-82-1	
1,1,1-Trichloroethane	ND	ug/L	0.50	1		09/12/20 17:37	71-55-6	
1,1,2-Trichloroethane	ND	ug/L	0.50	1		09/12/20 17:37	79-00-5	
Trichloroethene	ND	ug/L	0.50	1		09/12/20 17:37	79-01-6	
Trichlorofluoromethane	ND	ug/L	1.0	1		09/12/20 17:37	75-69-4	
1,2,3-Trichloropropane	ND	ug/L	0.50	1		09/12/20 17:37	96-18-4	
1,2,4-Trimethylbenzene	ND	ug/L	0.50	1		09/12/20 17:37	95-63-6	
1,3,5-Trimethylbenzene	ND	ug/L	0.50	1		09/12/20 17:37	108-67-8	
Vinyl chloride	ND	ug/L	1.0	1		09/12/20 17:37	75-01-4	
m&p-Xylene	ND	ug/L	1.0	1		09/12/20 17:37	179601-23-1	
o-Xylene	ND	ug/L	0.50	1		09/12/20 17:37	95-47-6	
Surrogates								
1,2-Dichloroethane-d4 (S)	88	%	70-130	1		09/12/20 17:37	17060-07-0	
4-Bromofluorobenzene (S)	95	%	70-130	1		09/12/20 17:37	460-00-4	
Toluene-d8 (S)	98	%	70-130	1		09/12/20 17:37	2037-26-5	

REPORT OF LABORATORY ANALYSIS

This report shall not be reproduced, except in full,
without the written consent of Pace Analytical Services, LLC.

Pace Analytical Services, LLC
9800 Kincey Ave. Suite 100
Huntersville, NC 28078
(704)875-9092

ANALYTICAL RESULTS

Project: 2020-LI-2448
Pace Project No.: 92495193

Sample: TRIP_BLANK **Lab ID: 92495193003** Collected: 09/11/20 00:00 Received: 09/11/20 18:15 Matrix: Water

Parameters	Results	Units	Report Limit	DF	Prepared	Analyzed	CAS No.	Qual
6200B MSV	Analytical Method: SM 6200B Pace Analytical Services - Charlotte							
Benzene	ND	ug/L	0.50	1		09/12/20 17:55	71-43-2	
Bromobenzene	ND	ug/L	0.50	1		09/12/20 17:55	108-86-1	
Bromochloromethane	ND	ug/L	0.50	1		09/12/20 17:55	74-97-5	
Bromodichloromethane	ND	ug/L	0.50	1		09/12/20 17:55	75-27-4	
Bromoform	ND	ug/L	0.50	1		09/12/20 17:55	75-25-2	
Bromomethane	ND	ug/L	5.0	1		09/12/20 17:55	74-83-9	
n-Butylbenzene	ND	ug/L	0.50	1		09/12/20 17:55	104-51-8	
sec-Butylbenzene	ND	ug/L	0.50	1		09/12/20 17:55	135-98-8	
tert-Butylbenzene	ND	ug/L	0.50	1		09/12/20 17:55	98-06-6	
Carbon tetrachloride	ND	ug/L	0.50	1		09/12/20 17:55	56-23-5	
Chlorobenzene	ND	ug/L	0.50	1		09/12/20 17:55	108-90-7	
Chloroethane	ND	ug/L	1.0	1		09/12/20 17:55	75-00-3	
Chloroform	ND	ug/L	0.50	1		09/12/20 17:55	67-66-3	
Chloromethane	ND	ug/L	1.0	1		09/12/20 17:55	74-87-3	
2-Chlorotoluene	ND	ug/L	0.50	1		09/12/20 17:55	95-49-8	
4-Chlorotoluene	ND	ug/L	0.50	1		09/12/20 17:55	106-43-4	
1,2-Dibromo-3-chloropropane	ND	ug/L	1.0	1		09/12/20 17:55	96-12-8	
Dibromochloromethane	ND	ug/L	0.50	1		09/12/20 17:55	124-48-1	
1,2-Dibromoethane (EDB)	ND	ug/L	0.50	1		09/12/20 17:55	106-93-4	
Dibromomethane	ND	ug/L	0.50	1		09/12/20 17:55	74-95-3	
1,2-Dichlorobenzene	ND	ug/L	0.50	1		09/12/20 17:55	95-50-1	
1,3-Dichlorobenzene	ND	ug/L	0.50	1		09/12/20 17:55	541-73-1	
1,4-Dichlorobenzene	ND	ug/L	0.50	1		09/12/20 17:55	106-46-7	
Dichlorodifluoromethane	ND	ug/L	0.50	1		09/12/20 17:55	75-71-8	
1,1-Dichloroethane	ND	ug/L	0.50	1		09/12/20 17:55	75-34-3	
1,2-Dichloroethane	ND	ug/L	0.50	1		09/12/20 17:55	107-06-2	
1,1-Dichloroethene	ND	ug/L	0.50	1		09/12/20 17:55	75-35-4	
cis-1,2-Dichloroethene	ND	ug/L	0.50	1		09/12/20 17:55	156-59-2	
trans-1,2-Dichloroethene	ND	ug/L	0.50	1		09/12/20 17:55	156-60-5	
1,2-Dichloropropane	ND	ug/L	0.50	1		09/12/20 17:55	78-87-5	
1,3-Dichloropropane	ND	ug/L	0.50	1		09/12/20 17:55	142-28-9	
2,2-Dichloropropane	ND	ug/L	0.50	1		09/12/20 17:55	594-20-7	
1,1-Dichloropropene	ND	ug/L	0.50	1		09/12/20 17:55	563-58-6	
cis-1,3-Dichloropropene	ND	ug/L	0.50	1		09/12/20 17:55	10061-01-5	
trans-1,3-Dichloropropene	ND	ug/L	0.50	1		09/12/20 17:55	10061-02-6	
Diisopropyl ether	ND	ug/L	0.50	1		09/12/20 17:55	108-20-3	
Ethylbenzene	ND	ug/L	0.50	1		09/12/20 17:55	100-41-4	
Hexachloro-1,3-butadiene	ND	ug/L	2.0	1		09/12/20 17:55	87-68-3	
Isopropylbenzene (Cumene)	ND	ug/L	0.50	1		09/12/20 17:55	98-82-8	
Methylene Chloride	ND	ug/L	2.0	1		09/12/20 17:55	75-09-2	
Methyl-tert-butyl ether	ND	ug/L	0.50	1		09/12/20 17:55	1634-04-4	
Naphthalene	ND	ug/L	2.0	1		09/12/20 17:55	91-20-3	
n-Propylbenzene	ND	ug/L	0.50	1		09/12/20 17:55	103-65-1	
Styrene	ND	ug/L	0.50	1		09/12/20 17:55	100-42-5	
1,1,1,2-Tetrachloroethane	ND	ug/L	0.50	1		09/12/20 17:55	630-20-6	
1,1,2,2-Tetrachloroethane	ND	ug/L	0.50	1		09/12/20 17:55	79-34-5	

REPORT OF LABORATORY ANALYSIS

This report shall not be reproduced, except in full,
without the written consent of Pace Analytical Services, LLC.

Pace Analytical Services, LLC
9800 Kincey Ave. Suite 100
Huntersville, NC 28078
(704)875-9092

ANALYTICAL RESULTS

Project: 2020-LI-2448
Pace Project No.: 92495193

Sample: TRIP_BLANK **Lab ID: 92495193003** Collected: 09/11/20 00:00 Received: 09/11/20 18:15 Matrix: Water

Parameters	Results	Units	Report Limit	DF	Prepared	Analyzed	CAS No.	Qual
6200B MSV	Analytical Method: SM 6200B Pace Analytical Services - Charlotte							
Tetrachloroethene	ND	ug/L	0.50	1		09/12/20 17:55	127-18-4	
Toluene	ND	ug/L	0.50	1		09/12/20 17:55	108-88-3	
1,2,3-Trichlorobenzene	ND	ug/L	2.0	1		09/12/20 17:55	87-61-6	
1,2,4-Trichlorobenzene	ND	ug/L	2.0	1		09/12/20 17:55	120-82-1	
1,1,1-Trichloroethane	ND	ug/L	0.50	1		09/12/20 17:55	71-55-6	
1,1,2-Trichloroethane	ND	ug/L	0.50	1		09/12/20 17:55	79-00-5	
Trichloroethene	ND	ug/L	0.50	1		09/12/20 17:55	79-01-6	
Trichlorofluoromethane	ND	ug/L	1.0	1		09/12/20 17:55	75-69-4	
1,2,3-Trichloropropane	ND	ug/L	0.50	1		09/12/20 17:55	96-18-4	
1,2,4-Trimethylbenzene	ND	ug/L	0.50	1		09/12/20 17:55	95-63-6	
1,3,5-Trimethylbenzene	ND	ug/L	0.50	1		09/12/20 17:55	108-67-8	
Vinyl chloride	ND	ug/L	1.0	1		09/12/20 17:55	75-01-4	
m&p-Xylene	ND	ug/L	1.0	1		09/12/20 17:55	179601-23-1	
o-Xylene	ND	ug/L	0.50	1		09/12/20 17:55	95-47-6	
Surrogates								
1,2-Dichloroethane-d4 (S)	88	%	70-130	1		09/12/20 17:55	17060-07-0	
4-Bromofluorobenzene (S)	94	%	70-130	1		09/12/20 17:55	460-00-4	
Toluene-d8 (S)	100	%	70-130	1		09/12/20 17:55	2037-26-5	

REPORT OF LABORATORY ANALYSIS

This report shall not be reproduced, except in full,
without the written consent of Pace Analytical Services, LLC.

Pace Analytical Services, LLC
9800 Kincey Ave. Suite 100
Huntersville, NC 28078
(704)875-9092

QUALITY CONTROL DATA

Project: 2020-LI-2448
Pace Project No.: 92495193

QC Batch: 1543344
QC Batch Method: MADEPV
Analysis Method: MADEP VPH
Analysis Description: MADEPV
Laboratory: Pace National - Mt. Juliet

Associated Lab Samples: 92495193001, 92495193002

METHOD BLANK: R3570767-3 Matrix: Water

Associated Lab Samples: 92495193001, 92495193002

Parameter	Units	Blank Result	Reporting Limit	Analyzed	Qualifiers
Aliphatic (C05-C08)	ug/L	ND	100	09/15/20 10:54	
Aliphatic (C09-C12)	ug/L	ND	100	09/15/20 10:54	
Aromatic (C09-C10),Unadjusted	ug/L	ND	100	09/15/20 10:54	
Total VPH	ug/L	ND	100	09/15/20 10:54	
2,5-Dibromotoluene (FID)	%	89.7	70.0-130	09/15/20 10:54	
2,5-Dibromotoluene (PID)	%	84.7	70.0-130	09/15/20 10:54	

LABORATORY CONTROL SAMPLE & LCSD: R3570767-1 R3570767-2

Parameter	Units	Spike Conc.	LCS Result	LCSD Result	LCS % Rec	LCSD % Rec	% Rec Limits	RPD	Max RPD	Qualifiers
Aliphatic (C05-C08)	ug/L	1200	1170	1140	97.5	95.0	70.0-130	2.60	25	
Aliphatic (C09-C12)	ug/L	1400	1390	1340	99.3	95.7	70.0-130	3.66	25	
Aromatic (C09-C10),Unadjusted	ug/L	200	170	177	85.0	88.5	70.0-130	4.03	25	
Total VPH	ug/L	2800	2730	2660	97.5	95.0	70.0-130	2.60	25	
2,5-Dibromotoluene (FID)	%				101	95.2	70.0-130			
2,5-Dibromotoluene (PID)	%				88.6	88.0	70.0-130			

Results presented on this page are in the units indicated by the "Units" column except where an alternate unit is presented to the right of the result.

REPORT OF LABORATORY ANALYSIS

This report shall not be reproduced, except in full,
without the written consent of Pace Analytical Services, LLC.

Pace Analytical Services, LLC
9800 Kincey Ave. Suite 100
Huntersville, NC 28078
(704)875-9092

QUALITY CONTROL DATA

Project: 2020-LI-2448
Pace Project No.: 92495193

QC Batch: 566001
QC Batch Method: EPA 3010A
Analysis Method: EPA 6010D
Analysis Description: 6010 MET
Laboratory: Pace Analytical Services - Asheville

Associated Lab Samples: 92495193001

METHOD BLANK: 2999937 Matrix: Water
Associated Lab Samples: 92495193001

Parameter	Units	Blank Result	Reporting Limit	Analyzed	Qualifiers
Lead	ug/L	ND	5.0	09/12/20 16:12	

LABORATORY CONTROL SAMPLE: 2999938

Parameter	Units	Spike Conc.	LCS Result	LCS % Rec	% Rec Limits	Qualifiers
Lead	ug/L	500	455	91	80-120	

MATRIX SPIKE & MATRIX SPIKE DUPLICATE: 2999939 2999940

Parameter	Units	92495051001 Result	MS Spike Conc.	MSD Spike Conc.	MS Result	MSD Result	MS % Rec	MSD % Rec	% Rec Limits	RPD	Qual
Lead	ug/L	ND	500	500	473	467	95	93	75-125	1	

Results presented on this page are in the units indicated by the "Units" column except where an alternate unit is presented to the right of the result.

REPORT OF LABORATORY ANALYSIS

This report shall not be reproduced, except in full,
without the written consent of Pace Analytical Services, LLC.

Pace Analytical Services, LLC
9800 Kincey Ave. Suite 100
Huntersville, NC 28078
(704)875-9092

QUALITY CONTROL DATA

Project: 2020-LI-2448
Pace Project No.: 92495193

QC Batch: 566002
QC Batch Method: EPA 3010A
Analysis Method: EPA 6010D
Analysis Description: 6010 MET
Laboratory: Pace Analytical Services - Asheville

Associated Lab Samples: 92495193002

METHOD BLANK: 2999941 Matrix: Water
Associated Lab Samples: 92495193002

Parameter	Units	Blank Result	Reporting Limit	Analyzed	Qualifiers
Lead	ug/L	ND	5.0	09/12/20 17:45	

LABORATORY CONTROL SAMPLE: 2999942

Parameter	Units	Spike Conc.	LCS Result	LCS % Rec	% Rec Limits	Qualifiers
Lead	ug/L	500	461	92	80-120	

MATRIX SPIKE & MATRIX SPIKE DUPLICATE: 2999943 2999944

Parameter	Units	92495193002 Result	MS Spike Conc.	MSD Spike Conc.	MS Result	MSD Result	MS % Rec	MSD % Rec	% Rec Limits	RPD	Qual
Lead	ug/L	ND	500	500	492	491	98	98	75-125	0	

Results presented on this page are in the units indicated by the "Units" column except where an alternate unit is presented to the right of the result.

REPORT OF LABORATORY ANALYSIS

This report shall not be reproduced, except in full,
without the written consent of Pace Analytical Services, LLC.

Pace Analytical Services, LLC
9800 Kincey Ave. Suite 100
Huntersville, NC 28078
(704)875-9092

QUALITY CONTROL DATA

Project: 2020-LI-2448
Pace Project No.: 92495193

QC Batch: 566039
QC Batch Method: SM 6200B
Analysis Method: SM 6200B
Analysis Description: 6200B MSV
Laboratory: Pace Analytical Services - Charlotte
Associated Lab Samples: 92495193001, 92495193002, 92495193003

METHOD BLANK: 3000061 Matrix: Water
Associated Lab Samples: 92495193001, 92495193002, 92495193003

Parameter	Units	Blank Result	Reporting Limit	Analyzed	Qualifiers
1,1,1,2-Tetrachloroethane	ug/L	ND	0.50	09/12/20 16:42	
1,1,1-Trichloroethane	ug/L	ND	0.50	09/12/20 16:42	
1,1,2,2-Tetrachloroethane	ug/L	ND	0.50	09/12/20 16:42	
1,1,2-Trichloroethane	ug/L	ND	0.50	09/12/20 16:42	
1,1-Dichloroethane	ug/L	ND	0.50	09/12/20 16:42	
1,1-Dichloroethene	ug/L	ND	0.50	09/12/20 16:42	
1,1-Dichloropropene	ug/L	ND	0.50	09/12/20 16:42	
1,2,3-Trichlorobenzene	ug/L	ND	2.0	09/12/20 16:42	
1,2,3-Trichloropropane	ug/L	ND	0.50	09/12/20 16:42	
1,2,4-Trichlorobenzene	ug/L	ND	2.0	09/12/20 16:42	
1,2,4-Trimethylbenzene	ug/L	ND	0.50	09/12/20 16:42	
1,2-Dibromo-3-chloropropane	ug/L	ND	1.0	09/12/20 16:42	
1,2-Dibromoethane (EDB)	ug/L	ND	0.50	09/12/20 16:42	
1,2-Dichlorobenzene	ug/L	ND	0.50	09/12/20 16:42	
1,2-Dichloroethane	ug/L	ND	0.50	09/12/20 16:42	
1,2-Dichloropropane	ug/L	ND	0.50	09/12/20 16:42	
1,3,5-Trimethylbenzene	ug/L	ND	0.50	09/12/20 16:42	
1,3-Dichlorobenzene	ug/L	ND	0.50	09/12/20 16:42	
1,3-Dichloropropane	ug/L	ND	0.50	09/12/20 16:42	
1,4-Dichlorobenzene	ug/L	ND	0.50	09/12/20 16:42	
2,2-Dichloropropane	ug/L	ND	0.50	09/12/20 16:42	
2-Chlorotoluene	ug/L	ND	0.50	09/12/20 16:42	
4-Chlorotoluene	ug/L	ND	0.50	09/12/20 16:42	
Benzene	ug/L	ND	0.50	09/12/20 16:42	
Bromobenzene	ug/L	ND	0.50	09/12/20 16:42	
Bromochloromethane	ug/L	ND	0.50	09/12/20 16:42	
Bromodichloromethane	ug/L	ND	0.50	09/12/20 16:42	
Bromoform	ug/L	ND	0.50	09/12/20 16:42	
Bromomethane	ug/L	ND	5.0	09/12/20 16:42	
Carbon tetrachloride	ug/L	ND	0.50	09/12/20 16:42	
Chlorobenzene	ug/L	ND	0.50	09/12/20 16:42	
Chloroethane	ug/L	ND	1.0	09/12/20 16:42	
Chloroform	ug/L	ND	0.50	09/12/20 16:42	
Chloromethane	ug/L	ND	1.0	09/12/20 16:42	
cis-1,2-Dichloroethene	ug/L	ND	0.50	09/12/20 16:42	
cis-1,3-Dichloropropene	ug/L	ND	0.50	09/12/20 16:42	
Dibromochloromethane	ug/L	ND	0.50	09/12/20 16:42	
Dibromomethane	ug/L	ND	0.50	09/12/20 16:42	
Dichlorodifluoromethane	ug/L	ND	0.50	09/12/20 16:42	
Diisopropyl ether	ug/L	ND	0.50	09/12/20 16:42	

Results presented on this page are in the units indicated by the "Units" column except where an alternate unit is presented to the right of the result.

REPORT OF LABORATORY ANALYSIS

This report shall not be reproduced, except in full,
without the written consent of Pace Analytical Services, LLC.

Pace Analytical Services, LLC
9800 Kincey Ave. Suite 100
Huntersville, NC 28078
(704)875-9092

QUALITY CONTROL DATA

Project: 2020-LI-2448
Pace Project No.: 92495193

METHOD BLANK: 3000061 Matrix: Water
Associated Lab Samples: 92495193001, 92495193002, 92495193003

Parameter	Units	Blank Result	Reporting Limit	Analyzed	Qualifiers
Ethylbenzene	ug/L	ND	0.50	09/12/20 16:42	
Hexachloro-1,3-butadiene	ug/L	ND	2.0	09/12/20 16:42	
Isopropylbenzene (Cumene)	ug/L	ND	0.50	09/12/20 16:42	
m&p-Xylene	ug/L	ND	1.0	09/12/20 16:42	
Methyl-tert-butyl ether	ug/L	ND	0.50	09/12/20 16:42	
Methylene Chloride	ug/L	ND	2.0	09/12/20 16:42	
n-Butylbenzene	ug/L	ND	0.50	09/12/20 16:42	
n-Propylbenzene	ug/L	ND	0.50	09/12/20 16:42	
Naphthalene	ug/L	ND	2.0	09/12/20 16:42	
o-Xylene	ug/L	ND	0.50	09/12/20 16:42	
sec-Butylbenzene	ug/L	ND	0.50	09/12/20 16:42	
Styrene	ug/L	ND	0.50	09/12/20 16:42	
tert-Butylbenzene	ug/L	ND	0.50	09/12/20 16:42	
Tetrachloroethene	ug/L	ND	0.50	09/12/20 16:42	
Toluene	ug/L	ND	0.50	09/12/20 16:42	
trans-1,2-Dichloroethene	ug/L	ND	0.50	09/12/20 16:42	
trans-1,3-Dichloropropene	ug/L	ND	0.50	09/12/20 16:42	
Trichloroethene	ug/L	ND	0.50	09/12/20 16:42	
Trichlorofluoromethane	ug/L	ND	1.0	09/12/20 16:42	
Vinyl chloride	ug/L	ND	1.0	09/12/20 16:42	
1,2-Dichloroethane-d4 (S)	%	91	70-130	09/12/20 16:42	
4-Bromofluorobenzene (S)	%	94	70-130	09/12/20 16:42	
Toluene-d8 (S)	%	101	70-130	09/12/20 16:42	

LABORATORY CONTROL SAMPLE: 3000062

Parameter	Units	Spike Conc.	LCS Result	LCS % Rec	% Rec Limits	Qualifiers
1,1,1,2-Tetrachloroethane	ug/L	50	54.4	109	60-140	
1,1,1-Trichloroethane	ug/L	50	49.4	99	60-140	
1,1,2,2-Tetrachloroethane	ug/L	50	54.3	109	60-140	
1,1,2-Trichloroethane	ug/L	50	53.5	107	60-140	
1,1-Dichloroethane	ug/L	50	47.7	95	60-140	
1,1-Dichloroethene	ug/L	50	50.6	101	60-140	
1,1-Dichloropropene	ug/L	50	50.8	102	60-140	
1,2,3-Trichlorobenzene	ug/L	50	59.0	118	60-140	
1,2,3-Trichloropropane	ug/L	50	53.7	107	60-140	
1,2,4-Trichlorobenzene	ug/L	50	58.8	118	60-140	
1,2,4-Trimethylbenzene	ug/L	50	53.8	108	60-140	
1,2-Dibromo-3-chloropropane	ug/L	50	55.6	111	60-140	
1,2-Dibromoethane (EDB)	ug/L	50	56.8	114	60-140	
1,2-Dichlorobenzene	ug/L	50	54.5	109	60-140	
1,2-Dichloroethane	ug/L	50	41.7	83	60-140	
1,2-Dichloropropane	ug/L	50	55.0	110	60-140	
1,3,5-Trimethylbenzene	ug/L	50	53.7	107	60-140	

Results presented on this page are in the units indicated by the "Units" column except where an alternate unit is presented to the right of the result.

REPORT OF LABORATORY ANALYSIS

This report shall not be reproduced, except in full,
without the written consent of Pace Analytical Services, LLC.

Pace Analytical Services, LLC
9800 Kincey Ave. Suite 100
Huntersville, NC 28078
(704)875-9092

QUALITY CONTROL DATA

Project: 2020-LI-2448
Pace Project No.: 92495193

LABORATORY CONTROL SAMPLE: 3000062

Parameter	Units	Spike Conc.	LCS Result	LCS % Rec	% Rec Limits	Qualifiers
1,3-Dichlorobenzene	ug/L	50	55.0	110	60-140	
1,3-Dichloropropane	ug/L	50	56.4	113	60-140	
1,4-Dichlorobenzene	ug/L	50	54.3	109	60-140	
2,2-Dichloropropane	ug/L	50	48.0	96	60-140	
2-Chlorotoluene	ug/L	50	55.6	111	60-140	
4-Chlorotoluene	ug/L	50	53.2	106	60-140	
Benzene	ug/L	50	52.7	105	60-140	
Bromobenzene	ug/L	50	53.6	107	60-140	
Bromochloromethane	ug/L	50	51.2	102	60-140	
Bromodichloromethane	ug/L	50	48.4	97	60-140	
Bromoform	ug/L	50	52.8	106	60-140	
Bromomethane	ug/L	50	48.6	97	60-140	
Carbon tetrachloride	ug/L	50	53.6	107	60-140	
Chlorobenzene	ug/L	50	54.7	109	60-140	
Chloroethane	ug/L	50	35.9	72	60-140	
Chloroform	ug/L	50	45.1	90	60-140	
Chloromethane	ug/L	50	52.5	105	60-140	
cis-1,2-Dichloroethene	ug/L	50	47.3	95	60-140	
cis-1,3-Dichloropropene	ug/L	50	55.9	112	60-140	
Dibromochloromethane	ug/L	50	54.0	108	60-140	
Dibromomethane	ug/L	50	54.3	109	60-140	
Dichlorodifluoromethane	ug/L	50	53.8	108	60-140	
Diisopropyl ether	ug/L	50	48.0	96	60-140	
Ethylbenzene	ug/L	50	54.7	109	60-140	
Hexachloro-1,3-butadiene	ug/L	50	58.4	117	60-140	
Isopropylbenzene (Cumene)	ug/L	50	55.0	110	60-140	
m&p-Xylene	ug/L	100	107	107	60-140	
Methyl-tert-butyl ether	ug/L	50	47.6	95	60-140	
Methylene Chloride	ug/L	50	43.4	87	60-140	
n-Butylbenzene	ug/L	50	55.4	111	60-140	
n-Propylbenzene	ug/L	50	54.6	109	60-140	
Naphthalene	ug/L	50	61.1	122	60-140	
o-Xylene	ug/L	50	54.4	109	60-140	
sec-Butylbenzene	ug/L	50	55.5	111	60-140	
Styrene	ug/L	50	56.5	113	60-140	
tert-Butylbenzene	ug/L	50	46.1	92	60-140	
Tetrachloroethene	ug/L	50	57.7	115	60-140	
Toluene	ug/L	50	52.6	105	60-140	
trans-1,2-Dichloroethene	ug/L	50	48.7	97	60-140	
trans-1,3-Dichloropropene	ug/L	50	52.2	104	60-140	
Trichloroethene	ug/L	50	55.6	111	60-140	
Trichlorofluoromethane	ug/L	50	47.9	96	60-140	
Vinyl chloride	ug/L	50	54.1	108	60-140	
1,2-Dichloroethane-d4 (S)	%			83	70-130	
4-Bromofluorobenzene (S)	%			100	70-130	
Toluene-d8 (S)	%			100	70-130	

Results presented on this page are in the units indicated by the "Units" column except where an alternate unit is presented to the right of the result.

REPORT OF LABORATORY ANALYSIS

This report shall not be reproduced, except in full,
without the written consent of Pace Analytical Services, LLC.

Pace Analytical Services, LLC
9800 Kincey Ave. Suite 100
Huntersville, NC 28078
(704)875-9092

QUALITY CONTROL DATA

Project: 2020-LI-2448
Pace Project No.: 92495193

MATRIX SPIKE & MATRIX SPIKE DUPLICATE: 3000063 3000064

Parameter	Units	92495100001 Result	MS Spike Conc.	MSD Spike Conc.	MS Result	MSD Result	MS % Rec	MSD % Rec	% Rec Limits	RPD	Qual
1,1,1,2-Tetrachloroethane	ug/L	ND	20	20	23.3	22.5	116	112	60-140	4	
1,1,1-Trichloroethane	ug/L	ND	20	20	22.1	21.8	111	109	60-140	1	
1,1,2,2-Tetrachloroethane	ug/L	ND	20	20	21.7	21.7	109	109	60-140	0	
1,1,2-Trichloroethane	ug/L	ND	20	20	22.5	22.0	113	110	60-140	2	
1,1-Dichloroethane	ug/L	ND	20	20	21.7	20.8	108	104	60-140	4	
1,1-Dichloroethene	ug/L	ND	20	20	23.5	22.9	117	115	60-140	2	
1,1-Dichloropropene	ug/L	ND	20	20	22.8	21.8	114	109	60-140	4	
1,2,3-Trichlorobenzene	ug/L	ND	20	20	20.3	20.7	102	103	60-140	2	
1,2,3-Trichloropropane	ug/L	ND	20	20	21.0	21.5	105	108	60-140	2	
1,2,4-Trichlorobenzene	ug/L	ND	20	20	21.9	21.7	110	108	60-140	1	
1,2,4-Trimethylbenzene	ug/L	ND	20	20	22.5	21.9	113	110	60-140	3	
1,2-Dibromo-3-chloropropane	ug/L	ND	20	20	20.7	21.5	104	108	60-140	4	
1,2-Dibromoethane (EDB)	ug/L	ND	20	20	23.3	22.7	117	113	60-140	3	
1,2-Dichlorobenzene	ug/L	ND	20	20	22.1	21.4	110	107	60-140	3	
1,2-Dichloroethane	ug/L	ND	20	20	17.6	18.1	88	91	60-140	3	
1,2-Dichloropropane	ug/L	ND	20	20	23.8	22.8	119	114	60-140	4	
1,3,5-Trimethylbenzene	ug/L	ND	20	20	23.1	22.6	116	113	60-140	2	
1,3-Dichlorobenzene	ug/L	ND	20	20	22.3	22.0	112	110	60-140	2	
1,3-Dichloropropane	ug/L	ND	20	20	23.2	23.3	116	117	60-140	0	
1,4-Dichlorobenzene	ug/L	ND	20	20	22.3	21.7	112	108	60-140	3	
2,2-Dichloropropane	ug/L	ND	20	20	22.4	21.6	112	108	60-140	4	
2-Chlorotoluene	ug/L	ND	20	20	23.1	22.6	116	113	60-140	2	
4-Chlorotoluene	ug/L	ND	20	20	21.9	21.8	109	109	60-140	1	
Benzene	ug/L	ND	20	20	23.5	23.0	116	113	60-140	2	
Bromobenzene	ug/L	ND	20	20	22.7	22.4	113	112	60-140	1	
Bromochloromethane	ug/L	ND	20	20	21.9	21.9	110	109	60-140	0	
Bromodichloromethane	ug/L	ND	20	20	20.4	19.9	102	99	60-140	3	
Bromoform	ug/L	ND	20	20	21.0	20.9	105	104	60-140	1	
Bromomethane	ug/L	ND	20	20	25.6	27.0	128	135	60-140	5	
Carbon tetrachloride	ug/L	ND	20	20	24.4	23.6	122	118	60-140	3	
Chlorobenzene	ug/L	ND	20	20	23.3	22.6	117	113	60-140	3	
Chloroethane	ug/L	ND	20	20	21.3	19.7	106	99	60-140	8	
Chloroform	ug/L	ND	20	20	20.1	19.4	100	97	60-140	4	
Chloromethane	ug/L	ND	20	20	22.0	22.2	110	111	60-140	1	
cis-1,2-Dichloroethene	ug/L	ND	20	20	21.2	20.7	106	104	60-140	2	
cis-1,3-Dichloropropene	ug/L	ND	20	20	23.9	23.2	119	116	60-140	3	
Dibromochloromethane	ug/L	ND	20	20	22.6	22.2	113	111	60-140	2	
Dibromomethane	ug/L	ND	20	20	22.5	21.8	112	109	60-140	3	
Dichlorodifluoromethane	ug/L	ND	20	20	25.5	24.8	128	124	60-140	3	
Diisopropyl ether	ug/L	3.2	20	20	23.6	23.7	102	102	60-140	0	
Ethylbenzene	ug/L	ND	20	20	23.6	23.0	118	115	60-140	3	
Hexachloro-1,3-butadiene	ug/L	ND	20	20	24.6	19.7	123	98	60-140	22	
Isopropylbenzene (Cumene)	ug/L	ND	20	20	24.1	22.9	120	114	60-140	5	
m&p-Xylene	ug/L	ND	40	40	46.3	44.9	116	112	60-140	3	
Methyl-tert-butyl ether	ug/L	1.3	20	20	21.7	21.7	102	102	60-140	0	
Methylene Chloride	ug/L	ND	20	20	19.4	19.1	97	95	60-140	2	

Results presented on this page are in the units indicated by the "Units" column except where an alternate unit is presented to the right of the result.

REPORT OF LABORATORY ANALYSIS

This report shall not be reproduced, except in full,
without the written consent of Pace Analytical Services, LLC.

Pace Analytical Services, LLC
9800 Kincey Ave. Suite 100
Huntersville, NC 28078
(704)875-9092

QUALITY CONTROL DATA

Project: 2020-LI-2448
Pace Project No.: 92495193

MATRIX SPIKE & MATRIX SPIKE DUPLICATE: 3000063 3000064

Parameter	Units	92495100001 Result	MS Spike Conc.	MSD Spike Conc.	MS Result	MSD Result	MS % Rec	MSD % Rec	% Rec Limits	RPD	Qual
n-Butylbenzene	ug/L	ND	20	20	23.3	21.7	116	109	60-140	7	
n-Propylbenzene	ug/L	ND	20	20	23.7	23.1	119	115	60-140	3	
Naphthalene	ug/L	ND	20	20	20.0	21.0	100	105	60-140	5	
o-Xylene	ug/L	ND	20	20	23.1	22.5	115	113	60-140	2	
sec-Butylbenzene	ug/L	ND	20	20	24.3	23.0	121	115	60-140	5	
Styrene	ug/L	ND	20	20	23.1	22.4	115	112	60-140	3	
tert-Butylbenzene	ug/L	ND	20	20	20.1	19.5	101	97	60-140	3	
Tetrachloroethene	ug/L	ND	20	20	25.0	24.1	125	120	60-140	4	
Toluene	ug/L	ND	20	20	23.7	22.8	119	114	60-140	4	
trans-1,2-Dichloroethene	ug/L	ND	20	20	22.6	21.9	113	109	60-140	4	
trans-1,3-Dichloropropene	ug/L	ND	20	20	21.6	21.7	108	108	60-140	0	
Trichloroethene	ug/L	ND	20	20	25.0	23.7	125	119	60-140	5	
Trichlorofluoromethane	ug/L	ND	20	20	26.5	25.1	131	124	60-140	5	
Vinyl chloride	ug/L	ND	20	20	24.5	24.3	123	122	60-140	1	
1,2-Dichloroethane-d4 (S)	%						90	90	70-130		
4-Bromofluorobenzene (S)	%						98	96	70-130		
Toluene-d8 (S)	%						99	100	70-130		

Results presented on this page are in the units indicated by the "Units" column except where an alternate unit is presented to the right of the result.

REPORT OF LABORATORY ANALYSIS

This report shall not be reproduced, except in full,
without the written consent of Pace Analytical Services, LLC.

Pace Analytical Services, LLC
9800 Kincey Ave. Suite 100
Huntersville, NC 28078
(704)875-9092

QUALIFIERS

Project: 2020-LI-2448
Pace Project No.: 92495193

DEFINITIONS

DF - Dilution Factor, if reported, represents the factor applied to the reported data due to dilution of the sample aliquot.

ND - Not Detected at or above adjusted reporting limit.

TNTC - Too Numerous To Count

J - Estimated concentration above the adjusted method detection limit and below the adjusted reporting limit.

MDL - Adjusted Method Detection Limit.

PQL - Practical Quantitation Limit.

RL - Reporting Limit - The lowest concentration value that meets project requirements for quantitative data with known precision and bias for a specific analyte in a specific matrix.

S - Surrogate

1,2-Diphenylhydrazine decomposes to and cannot be separated from Azobenzene using Method 8270. The result for each analyte is a combined concentration.

Consistent with EPA guidelines, unrounded data are displayed and have been used to calculate % recovery and RPD values.

LCS(D) - Laboratory Control Sample (Duplicate)

MS(D) - Matrix Spike (Duplicate)

DUP - Sample Duplicate

RPD - Relative Percent Difference

NC - Not Calculable.

SG - Silica Gel - Clean-Up

U - Indicates the compound was analyzed for, but not detected.

Acid preservation may not be appropriate for 2 Chloroethylvinyl ether.

A separate vial preserved to a pH of 4-5 is recommended in SW846 Chapter 4 for the analysis of Acrolein and Acrylonitrile by EPA Method 8260.

N-Nitrosodiphenylamine decomposes and cannot be separated from Diphenylamine using Method 8270. The result reported for each analyte is a combined concentration.

Pace Analytical is TNI accredited. Contact your Pace PM for the current list of accredited analytes.

TNI - The NELAC Institute.

This report shall not be reproduced, except in full,
without the written consent of Pace Analytical Services, LLC.

Pace Analytical Services, LLC
9800 Kincey Ave. Suite 100
Huntersville, NC 28078
(704)875-9092

QUALITY CONTROL DATA CROSS REFERENCE TABLE

Project: 2020-LI-2448
Pace Project No.: 92495193

Lab ID	Sample ID	QC Batch Method	QC Batch	Analytical Method	Analytical Batch
92495193001	**FD-091120**	MADEPV	1543344	MADEP VPH	1543344
92495193002	**FIELD_BLANK**	MADEPV	1543344	MADEP VPH	1543344
92495193001	**FD-091120**	EPA 3010A	566001	EPA 6010D	566017
92495193002	**FIELD_BLANK**	EPA 3010A	566002	EPA 6010D	566018
92495193001	**FD-091120**	SM 6200B	566039		
92495193002	**FIELD_BLANK**	SM 6200B	566039		
92495193003	**TRIP_BLANK**	SM 6200B	566039		

This report shall not be reproduced, except in full,
without the written consent of Pace Analytical Services, LLC.

Pace Analytical®

CHAIN-OF-CUSTODY Analytical Request Document

Chain-of-Custody is a LEGAL DOCUMENT - Complete all relevent fields

LAB USE ONLY: Place Workorder Number or List Pace Workorder Number or

WO# : 92495193

92495193

Containe

Company: Apex Companies

Address:

Report To: Andrew Street

Copy To:

Customer Project Name/Number: 2020-LI-2448

Billing Information:

Email To: Andrew Street / Emily Little

Site Collection Info/Address:

State: NC County/City: Hartersville Time Zone Collected: [ ] PT [ ] MT [ ] CT [✓] ET

Phone:
Email:

Site/Facility ID #:

Compliance Monitoring? [ ] Yes [ ] No

Collected By (print): Matt Friel

Purchase Order #:
Quote #:

DW PWS ID #:
DW Location Code:

Collected By (signature): [signature]

Turnaround Date Required: ASAP

Immediately Packed on Ice: [✓] Yes [ ] No

Sample Disposal: [ ] Dispose as appropriate [ ] Return [ ] Archive: ____ [ ] Hold: ____

Rush: [✓] Same Day [ ] Next Day [ ] 2 Day [ ] 3 Day [ ] 4 Day [ ] 5 Day (Expedite Charges Apply)

Field Filtered (if applicable): [ ] Yes [ ] No

Analysis: ____

* Matrix Codes (Insert in Matrix box below): Drinking Water (DW), Ground Water (GW), Wastewater (WW), Product (P), Soil/Solid (SL), Oil (OL), Wipe (WP), Air (AR), Tissue (TS), Bioassay (B), Vapor (V), Other (OT)

** Preservative Types: (1) nitric acid, (2) sulfuric acid, (3) hydrochloric acid, (4) sodium hydroxide, (5) zinc acetate, (6) methanol, (7) sodium bisulfate, (8) sodium thiosulfate, (9) hexane, (A) ascorbic acid, (B) ammonium sulfate, (C) ammonium hydroxide, (D) TSP, (U) Unpreserved, (O) Other ____

Analyses

Customer Sample ID	Matrix *	Comp / Grab	Collected (or Composite Start) Date	Collected (or Composite Start) Time	Composite End Date	Composite End Time	Res Cl	# of Ctns	SM 6200B VPH	Lead	MADEP VPH								Lab Sample # / Comments
FD-091120	DW	G	09/11	1212				8	X	X	X								92495193 CO1
Field Blank	DW	G	09/11	1443				8	X	X	X								CO2
Trip Blank								2	X										CO3

Lab Profile/Line:

Lab Sample Receipt Checklist:

Custody Seals Present/Intact	Y N NA
Custody Signatures Present	Y N NA
Collector Signature Present	Y N NA
Bottles Intact	Y N NA
Correct Bottles	Y N NA
Sufficient Volume	Y N NA
Samples Received on Ice	Y N NA
VOA - Headspace Acceptable	Y N NA
USDA Regulated Soils	Y N NA
Samples in Holding Time	Y N NA
Residual Chlorine Present	Y N NA
Cl Strips:	
Sample pH Acceptable	Y N NA
pH Strips: 2325188	
Sulfide Present	Y N NA
Lead Acetate Strips:	

LAB USE ONLY:
Lab Sample # / Comments:

Customer Remarks / Special Conditions / Possible Hazards:

Type of Ice Used: Wet Blue Dry None

Packing Material Used:

Radchem sample(s) screened (<500 cpm): Y N NA

SHORT HOLDS PRESENT (<72 hours): Y N N/A

Lab Tracking #: 2538827

Samples received via: FEDEX UPS Client Courier Pace Courier

Lab Sample Temperature Info:
Temp Blank Received: Y N NA
Therm ID#: 92T061
Cooler 1 Temp Upon Receipt: 2.8 oC
Cooler 1 Therm Corr. Factor: 0.0 oC
Cooler 1 Corrected Temp: 2.8 oC
Comments:

Relinquished by/Company: (Signature)	Date/Time:	Received by/Company: (Signature)	Date/Time:
[signature] / Apex	1730 09/11/20	[signature] / Apex	9-11-20 / 1730
[signature] / Apex	9-11-20 / 1815	[signature] Pace/HVL	9/11/20 18:15

MTJL LAB USE ONLY
Table #:
Acctnum:
Template:
Prelogin:
PM:
PB:

Trip Blank Received: Y N NA
HCL MeOH TSP Other

Non Conformance(s): YES / NO

Page: ____ of: ____

Pace Analytical Services, LLC
9800 Kincey Ave. Suite 100
Huntersville, NC 28078
(704)875-9092

September 21, 2020

Andrew Street
Apex Companies - NC
5900 Northwoods Business Pkwy
Suite 5900-0
Charlotte, NC 28269

RE: Project: 2020-LI-2448 Incident
Pace Project No.: 92495926

Dear Andrew Street:

Enclosed are the analytical results for sample(s) received by the laboratory on September 17, 2020. The results relate only to the samples included in this report. Results reported herein conform to the applicable TNI/NELAC Standards and the laboratory's Quality Manual, where applicable, unless otherwise noted in the body of the report.

The test results provided in this final report were generated by each of the following laboratories within the Pace Network:

- Pace National - Mt. Juliet
- Pace Analytical Services - Asheville
- Pace Analytical Services - Charlotte

If you have any questions concerning this report, please feel free to contact me.

Sincerely,

Angela M. Baioni

Angela Baioni
angela.baioni@pacelabs.com
(704)875-9092
Project Manager

Enclosures

cc: J Culbreath, Colonial Pipeline Company
Robert Hughes, Colonial Pipeline
Margaret King, APEX Companies, LLC
Emily Little, Apex Companies
Jeff Morrison, Colonial Pipeline Company
Tom Naumann, APEX Companies - NC
Joe Nicolette, Montrose-EPS
Christopher Schultz, Apex Companies
Alex Testoff, Montrose-EPS
Michael Verdon, Colonial Pipeline Company
JM Wyatt, Colonial Pipeline Company

This report shall not be reproduced, except in full,
without the written consent of Pace Analytical Services, LLC.

Pace Analytical Services, LLC
9800 Kincey Ave. Suite 100
Huntersville, NC 28078
(704)875-9092

CERTIFICATIONS

Project: 2020-LI-2448 Incident
Pace Project No.: 92495926

Pace Analytical Services National

12065 Lebanon Road, Mt. Juliet, TN 37122
Alabama Certification #: 40660
Alaska Certification 17-026
Arizona Certification #: AZ0612
Arkansas Certification #: 88-0469
California Certification #: 2932
Canada Certification #: 1461.01
Colorado Certification #: TN00003
Connecticut Certification #: PH-0197
DOD Certification: #1461.01
EPA# TN00003
Florida Certification #: E87487
Georgia DW Certification #: 923
Georgia Certification: NELAP
Idaho Certification #: TN00003
Illinois Certification #: 200008
Indiana Certification #: C-TN-01
Iowa Certification #: 364
Kansas Certification #: E-10277
Kentucky UST Certification #: 16
Kentucky Certification #: 90010
Louisiana Certification #: AI30792
Louisiana DW Certification #: LA180010
Maine Certification #: TN0002
Maryland Certification #: 324
Massachusetts Certification #: M-TN003
Michigan Certification #: 9958
Minnesota Certification #: 047-999-395
Mississippi Certification #: TN00003
Missouri Certification #: 340
Montana Certification #: CERT0086
Nebraska Certification #: NE-OS-15-05
Nevada Certification #: TN-03-2002-34
New Hampshire Certification #: 2975
New Jersey Certification #: TN002
New Mexico DW Certification
New York Certification #: 11742
North Carolina Aquatic Toxicity Certification #: 41
North Carolina Drinking Water Certification #: 21704
North Carolina Environmental Certificate #: 375
North Dakota Certification #: R-140
Ohio VAP Certification #: CL0069
Oklahoma Certification #: 9915
Oregon Certification #: TN200002
Pennsylvania Certification #: 68-02979
Rhode Island Certification #: LAO00356
South Carolina Certification #: 84004
South Dakota Certification
Tennessee DW/Chem/Micro Certification #: 2006
Texas Certification #: T 104704245-17-14
Texas Mold Certification #: LAB0152
USDA Soil Permit #: P330-15-00234
Utah Certification #: TN00003
Virginia Certification #: VT2006
Vermont Dept. of Health: ID# VT-2006
Virginia Certification #: 460132
Washington Certification #: C847
West Virginia Certification #: 233
Wisconsin Certification #: 9980939910
Wyoming UST Certification #: via A2LA 2926.01
A2LA-ISO 17025 Certification #: 1461.01
A2LA-ISO 17025 Certification #: 1461.02
AIHA-LAP/LLC EMLAP Certification #:100789

Pace Analytical Services Charlotte

9800 Kincey Ave. Ste 100, Huntersville, NC 28078
Louisiana/NELAP Certification # LA170028
North Carolina Drinking Water Certification #: 37706
North Carolina Field Services Certification #: 5342
North Carolina Wastewater Certification #: 12
South Carolina Certification #: 99006001
Florida/NELAP Certification #: E87627
Kentucky UST Certification #: 84
Virginia/VELAP Certification #: 460221

Pace Analytical Services Asheville

2225 Riverside Drive, Asheville, NC 28804
Florida/NELAP Certification #: E87648
Massachusetts Certification #: M-NC030
North Carolina Drinking Water Certification #: 37712
North Carolina Wastewater Certification #: 40
South Carolina Certification #: 99030001
Virginia/VELAP Certification #: 460222

REPORT OF LABORATORY ANALYSIS

This report shall not be reproduced, except in full,
without the written consent of Pace Analytical Services, LLC.

Pace Analytical Services, LLC
9800 Kincey Ave. Suite 100
Huntersville, NC 28078
(704)875-9092

SAMPLE ANALYTE COUNT

Project: 2020-LI-2448 Incident
Pace Project No.: 92495926

Lab ID	Sample ID	Method	Analysts	Analytes Reported	Laboratory
92495926001	**14401_HC_RD_20200916**	MADEP VPH	ADM	6	PAN
		EPA 6010D	SH1	1	PASI-A
		SM 6200B	CL	63	PASI-C

PAN = Pace National - Mt. Juliet
PASI-A = Pace Analytical Services - Asheville
PASI-C = Pace Analytical Services - Charlotte

This report shall not be reproduced, except in full,
without the written consent of Pace Analytical Services, LLC.

Pace Analytical Services, LLC
9800 Kincey Ave. Suite 100
Huntersville, NC 28078
(704)875-9092

ANALYTICAL RESULTS

Project: 2020-LI-2448 Incident
Pace Project No.: 92495926

Sample: 14401_HC_RD_20200916 **Lab ID: 92495926001** Collected: 09/16/20 13:15 Received: 09/17/20 08:30 Matrix: Water

Parameters	Results	Units	Report Limit	DF	Prepared	Analyzed	CAS No.	Qual
MADEPV	Analytical Method: MADEP VPH Preparation Method: MADEPV Pace National - Mt. Juliet							
Aliphatic (C05-C08)	ND	ug/L	100	1	09/18/20 15:27	09/18/20 15:27		
Aliphatic (C09-C12)	ND	ug/L	100	1	09/18/20 15:27	09/18/20 15:27		
Aromatic (C09-C10),Unadjusted	ND	ug/L	100	1	09/18/20 15:27	09/18/20 15:27	TPHC9C10A	
Total VPH	ND	ug/L	100	1	09/18/20 15:27	09/18/20 15:27	VPH	
Surrogates								
2,5-Dibromotoluene (FID)	99.1	%	70.0-130	1	09/18/20 15:27	09/18/20 15:27	615-59-8FID	
2,5-Dibromotoluene (PID)	92.1	%	70.0-130	1	09/18/20 15:27	09/18/20 15:27	615-59-8PID	
6010 MET ICP	Analytical Method: EPA 6010D Preparation Method: EPA 3010A Pace Analytical Services - Asheville							
Lead	ND	ug/L	5.0	1	09/18/20 02:19	09/18/20 11:41	7439-92-1	BC
6200B MSV	Analytical Method: SM 6200B Pace Analytical Services - Charlotte							
Benzene	ND	ug/L	0.50	1		09/17/20 19:54	71-43-2	
Bromobenzene	ND	ug/L	0.50	1		09/17/20 19:54	108-86-1	
Bromochloromethane	ND	ug/L	0.50	1		09/17/20 19:54	74-97-5	
Bromodichloromethane	ND	ug/L	0.50	1		09/17/20 19:54	75-27-4	
Bromoform	ND	ug/L	0.50	1		09/17/20 19:54	75-25-2	
Bromomethane	ND	ug/L	5.0	1		09/17/20 19:54	74-83-9	
n-Butylbenzene	ND	ug/L	0.50	1		09/17/20 19:54	104-51-8	
sec-Butylbenzene	ND	ug/L	0.50	1		09/17/20 19:54	135-98-8	
tert-Butylbenzene	ND	ug/L	0.50	1		09/17/20 19:54	98-06-6	
Carbon tetrachloride	ND	ug/L	0.50	1		09/17/20 19:54	56-23-5	
Chlorobenzene	ND	ug/L	0.50	1		09/17/20 19:54	108-90-7	
Chloroethane	ND	ug/L	1.0	1		09/17/20 19:54	75-00-3	
Chloroform	ND	ug/L	0.50	1		09/17/20 19:54	67-66-3	
Chloromethane	ND	ug/L	1.0	1		09/17/20 19:54	74-87-3	
2-Chlorotoluene	ND	ug/L	0.50	1		09/17/20 19:54	95-49-8	
4-Chlorotoluene	ND	ug/L	0.50	1		09/17/20 19:54	106-43-4	
1,2-Dibromo-3-chloropropane	ND	ug/L	1.0	1		09/17/20 19:54	96-12-8	
Dibromochloromethane	ND	ug/L	0.50	1		09/17/20 19:54	124-48-1	
1,2-Dibromoethane (EDB)	ND	ug/L	0.50	1		09/17/20 19:54	106-93-4	
Dibromomethane	ND	ug/L	0.50	1		09/17/20 19:54	74-95-3	
1,2-Dichlorobenzene	ND	ug/L	0.50	1		09/17/20 19:54	95-50-1	
1,3-Dichlorobenzene	ND	ug/L	0.50	1		09/17/20 19:54	541-73-1	
1,4-Dichlorobenzene	ND	ug/L	0.50	1		09/17/20 19:54	106-46-7	
Dichlorodifluoromethane	ND	ug/L	0.50	1		09/17/20 19:54	75-71-8	
1,1-Dichloroethane	ND	ug/L	0.50	1		09/17/20 19:54	75-34-3	
1,2-Dichloroethane	ND	ug/L	0.50	1		09/17/20 19:54	107-06-2	
1,1-Dichloroethene	ND	ug/L	0.50	1		09/17/20 19:54	75-35-4	
cis-1,2-Dichloroethene	ND	ug/L	0.50	1		09/17/20 19:54	156-59-2	
trans-1,2-Dichloroethene	ND	ug/L	0.50	1		09/17/20 19:54	156-60-5	
1,2-Dichloropropane	ND	ug/L	0.50	1		09/17/20 19:54	78-87-5	
1,3-Dichloropropane	ND	ug/L	0.50	1		09/17/20 19:54	142-28-9	
2,2-Dichloropropane	ND	ug/L	0.50	1		09/17/20 19:54	594-20-7	

REPORT OF LABORATORY ANALYSIS

This report shall not be reproduced, except in full,
without the written consent of Pace Analytical Services, LLC.

Pace Analytical Services, LLC
9800 Kincey Ave. Suite 100
Huntersville, NC 28078
(704)875-9092

ANALYTICAL RESULTS

Project: 2020-LI-2448 Incident
Pace Project No.: 92495926

Sample: 14401_HC_RD_20200916 **Lab ID: 92495926001** Collected: 09/16/20 13:15 Received: 09/17/20 08:30 Matrix: Water

Parameters	Results	Units	Report Limit	DF	Prepared	Analyzed	CAS No.	Qual
6200B MSV	Analytical Method: SM 6200B Pace Analytical Services - Charlotte							
1,1-Dichloropropene	ND	ug/L	0.50	1		09/17/20 19:54	563-58-6	
cis-1,3-Dichloropropene	ND	ug/L	0.50	1		09/17/20 19:54	10061-01-5	
trans-1,3-Dichloropropene	ND	ug/L	0.50	1		09/17/20 19:54	10061-02-6	
Diisopropyl ether	ND	ug/L	0.50	1		09/17/20 19:54	108-20-3	
Ethylbenzene	ND	ug/L	0.50	1		09/17/20 19:54	100-41-4	
Hexachloro-1,3-butadiene	ND	ug/L	2.0	1		09/17/20 19:54	87-68-3	
Isopropylbenzene (Cumene)	ND	ug/L	0.50	1		09/17/20 19:54	98-82-8	
Methylene Chloride	ND	ug/L	2.0	1		09/17/20 19:54	75-09-2	
Methyl-tert-butyl ether	ND	ug/L	0.50	1		09/17/20 19:54	1634-04-4	
Naphthalene	ND	ug/L	2.0	1		09/17/20 19:54	91-20-3	
n-Propylbenzene	ND	ug/L	0.50	1		09/17/20 19:54	103-65-1	
Styrene	ND	ug/L	0.50	1		09/17/20 19:54	100-42-5	
1,1,1,2-Tetrachloroethane	ND	ug/L	0.50	1		09/17/20 19:54	630-20-6	
1,1,2,2-Tetrachloroethane	ND	ug/L	0.50	1		09/17/20 19:54	79-34-5	
Tetrachloroethene	ND	ug/L	0.50	1		09/17/20 19:54	127-18-4	
Toluene	ND	ug/L	0.50	1		09/17/20 19:54	108-88-3	
1,2,3-Trichlorobenzene	ND	ug/L	2.0	1		09/17/20 19:54	87-61-6	
1,2,4-Trichlorobenzene	ND	ug/L	2.0	1		09/17/20 19:54	120-82-1	
1,1,1-Trichloroethane	ND	ug/L	0.50	1		09/17/20 19:54	71-55-6	
1,1,2-Trichloroethane	ND	ug/L	0.50	1		09/17/20 19:54	79-00-5	
Trichloroethene	ND	ug/L	0.50	1		09/17/20 19:54	79-01-6	
Trichlorofluoromethane	ND	ug/L	1.0	1		09/17/20 19:54	75-69-4	
1,2,3-Trichloropropane	ND	ug/L	0.50	1		09/17/20 19:54	96-18-4	
1,2,4-Trimethylbenzene	ND	ug/L	0.50	1		09/17/20 19:54	95-63-6	
1,3,5-Trimethylbenzene	ND	ug/L	0.50	1		09/17/20 19:54	108-67-8	
Vinyl chloride	ND	ug/L	1.0	1		09/17/20 19:54	75-01-4	
m&p-Xylene	ND	ug/L	1.0	1		09/17/20 19:54	179601-23-1	
o-Xylene	ND	ug/L	0.50	1		09/17/20 19:54	95-47-6	
Surrogates								
1,2-Dichloroethane-d4 (S)	84	%	70-130	1		09/17/20 19:54	17060-07-0	
4-Bromofluorobenzene (S)	94	%	70-130	1		09/17/20 19:54	460-00-4	
Toluene-d8 (S)	98	%	70-130	1		09/17/20 19:54	2037-26-5	

REPORT OF LABORATORY ANALYSIS

This report shall not be reproduced, except in full,
without the written consent of Pace Analytical Services, LLC.

Pace Analytical Services, LLC
9800 Kincey Ave. Suite 100
Huntersville, NC 28078
(704)875-9092

QUALITY CONTROL DATA

Project: 2020-LI-2448 Incident
Pace Project No.: 92495926

QC Batch: 1545405
QC Batch Method: MADEPV
Analysis Method: MADEP VPH
Analysis Description: MADEPV
Laboratory: Pace National - Mt. Juliet

Associated Lab Samples: 92495926001

METHOD BLANK: R3572118-1 Matrix: Water
Associated Lab Samples: 92495926001

Parameter	Units	Blank Result	Reporting Limit	Analyzed	Qualifiers
Aliphatic (C05-C08)	ug/L	ND	100	09/18/20 09:46	
Aliphatic (C09-C12)	ug/L	ND	100	09/18/20 09:46	
Aromatic (C09-C10),Unadjusted	ug/L	ND	100	09/18/20 09:46	
Total VPH	ug/L	ND	100	09/18/20 09:46	
2,5-Dibromotoluene (FID)	%	96.8	70.0-130	09/18/20 09:46	
2,5-Dibromotoluene (PID)	%	85.1	70.0-130	09/18/20 09:46	

LABORATORY CONTROL SAMPLE & LCSD: R3572118-2 R3572118-3

Parameter	Units	Spike Conc.	LCS Result	LCSD Result	LCS % Rec	LCSD % Rec	% Rec Limits	RPD	Max RPD	Qualifiers
Aliphatic (C05-C08)	ug/L	1200	1190	1190	99.2	99.2	70.0-130	0.00	25	
Aliphatic (C09-C12)	ug/L	1400	1430	1470	102	105	70.0-130	2.76	25	
Aromatic (C09-C10),Unadjusted	ug/L	200	236	212	118	106	70.0-130	10.7	25	
Total VPH	ug/L	2800	2860	2870	102	103	70.0-130	0.349	25	
2,5-Dibromotoluene (FID)	%				105	101	70.0-130			
2,5-Dibromotoluene (PID)	%				94.7	92.9	70.0-130			

Results presented on this page are in the units indicated by the "Units" column except where an alternate unit is presented to the right of the result.

REPORT OF LABORATORY ANALYSIS

This report shall not be reproduced, except in full,
without the written consent of Pace Analytical Services, LLC.

Pace Analytical Services, LLC
9800 Kincey Ave. Suite 100
Huntersville, NC 28078
(704)875-9092

QUALITY CONTROL DATA

Project: 2020-LI-2448 Incident
Pace Project No.: 92495926

QC Batch: 567317
QC Batch Method: EPA 3010A
Analysis Method: EPA 6010D
Analysis Description: 6010 MET
Laboratory: Pace Analytical Services - Asheville
Associated Lab Samples: 92495926001

METHOD BLANK: 3006542 Matrix: Water
Associated Lab Samples: 92495926001

Parameter	Units	Blank Result	Reporting Limit	Analyzed	Qualifiers
Lead	ug/L	ND	5.0	09/18/20 11:34	BC

LABORATORY CONTROL SAMPLE: 3006543

Parameter	Units	Spike Conc.	LCS Result	LCS % Rec	% Rec Limits	Qualifiers
Lead	ug/L	500	490	98	80-120	

MATRIX SPIKE & MATRIX SPIKE DUPLICATE: 3006544 3006545

Parameter	Units	92495926001 Result	MS Spike Conc.	MSD Spike Conc.	MS Result	MSD Result	MS % Rec	MSD % Rec	% Rec Limits	RPD	Qual
Lead	ug/L	ND	500	500	529	532	106	106	75-125	1	

Results presented on this page are in the units indicated by the "Units" column except where an alternate unit is presented to the right of the result.

REPORT OF LABORATORY ANALYSIS

This report shall not be reproduced, except in full,
without the written consent of Pace Analytical Services, LLC.

Pace Analytical Services, LLC
9800 Kincey Ave. Suite 100
Huntersville, NC 28078
(704)875-9092

QUALITY CONTROL DATA

Project: 2020-LI-2448 Incident
Pace Project No.: 92495926

QC Batch: 567114
QC Batch Method: SM 6200B
Analysis Method: SM 6200B
Analysis Description: 6200B MSV
Laboratory: Pace Analytical Services - Charlotte

Associated Lab Samples: 92495926001

METHOD BLANK: 3005093 Matrix: Water
Associated Lab Samples: 92495926001

Parameter	Units	Blank Result	Reporting Limit	Analyzed	Qualifiers
1,1,1,2-Tetrachloroethane	ug/L	ND	0.50	09/17/20 11:59	
1,1,1-Trichloroethane	ug/L	ND	0.50	09/17/20 11:59	
1,1,2,2-Tetrachloroethane	ug/L	ND	0.50	09/17/20 11:59	
1,1,2-Trichloroethane	ug/L	ND	0.50	09/17/20 11:59	
1,1-Dichloroethane	ug/L	ND	0.50	09/17/20 11:59	
1,1-Dichloroethene	ug/L	ND	0.50	09/17/20 11:59	
1,1-Dichloropropene	ug/L	ND	0.50	09/17/20 11:59	
1,2,3-Trichlorobenzene	ug/L	ND	2.0	09/17/20 11:59	
1,2,3-Trichloropropane	ug/L	ND	0.50	09/17/20 11:59	
1,2,4-Trichlorobenzene	ug/L	ND	2.0	09/17/20 11:59	
1,2,4-Trimethylbenzene	ug/L	ND	0.50	09/17/20 11:59	
1,2-Dibromo-3-chloropropane	ug/L	ND	1.0	09/17/20 11:59	
1,2-Dibromoethane (EDB)	ug/L	ND	0.50	09/17/20 11:59	
1,2-Dichlorobenzene	ug/L	ND	0.50	09/17/20 11:59	
1,2-Dichloroethane	ug/L	ND	0.50	09/17/20 11:59	
1,2-Dichloropropane	ug/L	ND	0.50	09/17/20 11:59	
1,3,5-Trimethylbenzene	ug/L	ND	0.50	09/17/20 11:59	
1,3-Dichlorobenzene	ug/L	ND	0.50	09/17/20 11:59	
1,3-Dichloropropane	ug/L	ND	0.50	09/17/20 11:59	
1,4-Dichlorobenzene	ug/L	ND	0.50	09/17/20 11:59	
2,2-Dichloropropane	ug/L	ND	0.50	09/17/20 11:59	
2-Chlorotoluene	ug/L	ND	0.50	09/17/20 11:59	
4-Chlorotoluene	ug/L	ND	0.50	09/17/20 11:59	
Benzene	ug/L	ND	0.50	09/17/20 11:59	
Bromobenzene	ug/L	ND	0.50	09/17/20 11:59	
Bromochloromethane	ug/L	ND	0.50	09/17/20 11:59	
Bromodichloromethane	ug/L	ND	0.50	09/17/20 11:59	
Bromoform	ug/L	ND	0.50	09/17/20 11:59	
Bromomethane	ug/L	ND	5.0	09/17/20 11:59	
Carbon tetrachloride	ug/L	ND	0.50	09/17/20 11:59	
Chlorobenzene	ug/L	ND	0.50	09/17/20 11:59	
Chloroethane	ug/L	ND	1.0	09/17/20 11:59	
Chloroform	ug/L	ND	0.50	09/17/20 11:59	
Chloromethane	ug/L	ND	1.0	09/17/20 11:59	
cis-1,2-Dichloroethene	ug/L	ND	0.50	09/17/20 11:59	
cis-1,3-Dichloropropene	ug/L	ND	0.50	09/17/20 11:59	
Dibromochloromethane	ug/L	ND	0.50	09/17/20 11:59	
Dibromomethane	ug/L	ND	0.50	09/17/20 11:59	
Dichlorodifluoromethane	ug/L	ND	0.50	09/17/20 11:59	
Diisopropyl ether	ug/L	ND	0.50	09/17/20 11:59	

Results presented on this page are in the units indicated by the "Units" column except where an alternate unit is presented to the right of the result.

REPORT OF LABORATORY ANALYSIS

This report shall not be reproduced, except in full,
without the written consent of Pace Analytical Services, LLC.

Pace Analytical Services, LLC
9800 Kincey Ave. Suite 100
Huntersville, NC 28078
(704)875-9092

QUALITY CONTROL DATA

Project: 2020-LI-2448 Incident
Pace Project No.: 92495926

METHOD BLANK: 3005093 Matrix: Water
Associated Lab Samples: 92495926001

Parameter	Units	Blank Result	Reporting Limit	Analyzed	Qualifiers
Ethylbenzene	ug/L	ND	0.50	09/17/20 11:59	
Hexachloro-1,3-butadiene	ug/L	ND	2.0	09/17/20 11:59	
Isopropylbenzene (Cumene)	ug/L	ND	0.50	09/17/20 11:59	
m&p-Xylene	ug/L	ND	1.0	09/17/20 11:59	
Methyl-tert-butyl ether	ug/L	ND	0.50	09/17/20 11:59	
Methylene Chloride	ug/L	ND	2.0	09/17/20 11:59	
n-Butylbenzene	ug/L	ND	0.50	09/17/20 11:59	
n-Propylbenzene	ug/L	ND	0.50	09/17/20 11:59	
Naphthalene	ug/L	ND	2.0	09/17/20 11:59	
o-Xylene	ug/L	ND	0.50	09/17/20 11:59	
sec-Butylbenzene	ug/L	ND	0.50	09/17/20 11:59	
Styrene	ug/L	ND	0.50	09/17/20 11:59	
tert-Butylbenzene	ug/L	ND	0.50	09/17/20 11:59	
Tetrachloroethene	ug/L	ND	0.50	09/17/20 11:59	
Toluene	ug/L	ND	0.50	09/17/20 11:59	
trans-1,2-Dichloroethene	ug/L	ND	0.50	09/17/20 11:59	
trans-1,3-Dichloropropene	ug/L	ND	0.50	09/17/20 11:59	
Trichloroethene	ug/L	ND	0.50	09/17/20 11:59	
Trichlorofluoromethane	ug/L	ND	1.0	09/17/20 11:59	
Vinyl chloride	ug/L	ND	1.0	09/17/20 11:59	
1,2-Dichloroethane-d4 (S)	%	84	70-130	09/17/20 11:59	
4-Bromofluorobenzene (S)	%	95	70-130	09/17/20 11:59	
Toluene-d8 (S)	%	101	70-130	09/17/20 11:59	

LABORATORY CONTROL SAMPLE: 3005094

Parameter	Units	Spike Conc.	LCS Result	LCS % Rec	% Rec Limits	Qualifiers
1,1,1,2-Tetrachloroethane	ug/L	50	52.5	105	60-140	
1,1,1-Trichloroethane	ug/L	50	46.8	94	60-140	
1,1,2,2-Tetrachloroethane	ug/L	50	51.5	103	60-140	
1,1,2-Trichloroethane	ug/L	50	50.8	102	60-140	
1,1-Dichloroethane	ug/L	50	46.9	94	60-140	
1,1-Dichloroethene	ug/L	50	47.2	94	60-140	
1,1-Dichloropropene	ug/L	50	48.1	96	60-140	
1,2,3-Trichlorobenzene	ug/L	50	54.3	109	60-140	
1,2,3-Trichloropropane	ug/L	50	49.5	99	60-140	
1,2,4-Trichlorobenzene	ug/L	50	56.0	112	60-140	
1,2,4-Trimethylbenzene	ug/L	50	52.0	104	60-140	
1,2-Dibromo-3-chloropropane	ug/L	50	52.1	104	60-140	
1,2-Dibromoethane (EDB)	ug/L	50	54.2	108	60-140	
1,2-Dichlorobenzene	ug/L	50	52.3	105	60-140	
1,2-Dichloroethane	ug/L	50	38.9	78	60-140	
1,2-Dichloropropane	ug/L	50	53.2	106	60-140	
1,3,5-Trimethylbenzene	ug/L	50	52.6	105	60-140	

Results presented on this page are in the units indicated by the "Units" column except where an alternate unit is presented to the right of the result.

REPORT OF LABORATORY ANALYSIS

This report shall not be reproduced, except in full,
without the written consent of Pace Analytical Services, LLC.

Pace Analytical Services, LLC
9800 Kincey Ave. Suite 100
Huntersville, NC 28078
(704)875-9092

QUALITY CONTROL DATA

Project: 2020-LI-2448 Incident
Pace Project No.: 92495926

LABORATORY CONTROL SAMPLE: 3005094

Parameter	Units	Spike Conc.	LCS Result	LCS % Rec	% Rec Limits	Qualifiers
1,3-Dichlorobenzene	ug/L	50	53.1	106	60-140	
1,3-Dichloropropane	ug/L	50	53.3	107	60-140	
1,4-Dichlorobenzene	ug/L	50	52.5	105	60-140	
2,2-Dichloropropane	ug/L	50	46.5	93	60-140	
2-Chlorotoluene	ug/L	50	53.0	106	60-140	
4-Chlorotoluene	ug/L	50	51.4	103	60-140	
Benzene	ug/L	50	51.7	103	60-140	
Bromobenzene	ug/L	50	52.9	106	60-140	
Bromochloromethane	ug/L	50	48.3	97	60-140	
Bromodichloromethane	ug/L	50	45.7	91	60-140	
Bromoform	ug/L	50	50.7	101	60-140	
Bromomethane	ug/L	50	46.0	92	60-140	
Carbon tetrachloride	ug/L	50	50.9	102	60-140	
Chlorobenzene	ug/L	50	53.0	106	60-140	
Chloroethane	ug/L	50	32.1	64	60-140	
Chloroform	ug/L	50	43.4	87	60-140	
Chloromethane	ug/L	50	47.1	94	60-140	
cis-1,2-Dichloroethene	ug/L	50	45.5	91	60-140	
cis-1,3-Dichloropropene	ug/L	50	53.9	108	60-140	
Dibromochloromethane	ug/L	50	52.7	105	60-140	
Dibromomethane	ug/L	50	51.6	103	60-140	
Dichlorodifluoromethane	ug/L	50	44.4	89	60-140	
Diisopropyl ether	ug/L	50	45.4	91	60-140	
Ethylbenzene	ug/L	50	52.8	106	60-140	
Hexachloro-1,3-butadiene	ug/L	50	58.6	117	60-140	
Isopropylbenzene (Cumene)	ug/L	50	53.3	107	60-140	
m&p-Xylene	ug/L	100	103	103	60-140	
Methyl-tert-butyl ether	ug/L	50	46.0	92	60-140	
Methylene Chloride	ug/L	50	40.5	81	60-140	
n-Butylbenzene	ug/L	50	53.7	107	60-140	
n-Propylbenzene	ug/L	50	53.4	107	60-140	
Naphthalene	ug/L	50	53.2	106	60-140	
o-Xylene	ug/L	50	52.4	105	60-140	
sec-Butylbenzene	ug/L	50	54.2	108	60-140	
Styrene	ug/L	50	54.3	109	60-140	
tert-Butylbenzene	ug/L	50	44.7	89	60-140	
Tetrachloroethene	ug/L	50	54.2	108	60-140	
Toluene	ug/L	50	51.1	102	60-140	
trans-1,2-Dichloroethene	ug/L	50	46.7	93	60-140	
trans-1,3-Dichloropropene	ug/L	50	50.0	100	60-140	
Trichloroethene	ug/L	50	53.9	108	60-140	
Trichlorofluoromethane	ug/L	50	46.4	93	60-140	
Vinyl chloride	ug/L	50	49.4	99	60-140	
1,2-Dichloroethane-d4 (S)	%			79	70-130	
4-Bromofluorobenzene (S)	%			99	70-130	
Toluene-d8 (S)	%			98	70-130	

Results presented on this page are in the units indicated by the "Units" column except where an alternate unit is presented to the right of the result.

REPORT OF LABORATORY ANALYSIS

This report shall not be reproduced, except in full,
without the written consent of Pace Analytical Services, LLC.

Pace Analytical Services, LLC
9800 Kincey Ave. Suite 100
Huntersville, NC 28078
(704)875-9092

QUALITY CONTROL DATA

Project: 2020-LI-2448 Incident
Pace Project No.: 92495926

MATRIX SPIKE & MATRIX SPIKE DUPLICATE: 3005095 3005096

Parameter	Units	92495029006 Result	MS Spike Conc.	MSD Spike Conc.	MS Result	MSD Result	MS % Rec	MSD % Rec	% Rec Limits	RPD	Qual
1,1,1,2-Tetrachloroethane	ug/L	ND	2000	2000	1900	1870	95	93	60-140	1	
1,1,1-Trichloroethane	ug/L	ND	2000	2000	1930	2030	97	102	60-140	5	
1,1,2,2-Tetrachloroethane	ug/L	ND	2000	2000	2100	2350	105	118	60-140	11	
1,1,2-Trichloroethane	ug/L	ND	2000	2000	1790	1880	90	94	60-140	5	
1,1-Dichloroethane	ug/L	ND	2000	2000	2100	2090	105	104	60-140	1	
1,1-Dichloroethene	ug/L	ND	2000	2000	2040	2380	102	119	60-140	15	
1,1-Dichloropropene	ug/L	ND	2000	2000	1980	2030	99	101	60-140	2	
1,2,3-Trichlorobenzene	ug/L	ND	2000	2000	2160	1770	108	88	60-140	20	
1,2,3-Trichloropropane	ug/L	ND	2000	2000	2070	2310	103	115	60-140	11	
1,2,4-Trichlorobenzene	ug/L	ND	2000	2000	2110	1910	105	96	60-140	10	
1,2,4-Trimethylbenzene	ug/L	683	2000	2000	2990	2810	115	106	60-140	6	
1,2-Dibromo-3-chloropropane	ug/L	ND	2000	2000	2180	2110	109	106	60-140	3	
1,2-Dibromoethane (EDB)	ug/L	ND	2000	2000	2110	2270	106	113	60-140	7	
1,2-Dichlorobenzene	ug/L	ND	2000	2000	2350	2130	117	107	60-140	10	
1,2-Dichloroethane	ug/L	ND	2000	2000	1910	1970	96	98	60-140	3	
1,2-Dichloropropane	ug/L	ND	2000	2000	2320	2010	116	100	60-140	15	
1,3,5-Trimethylbenzene	ug/L	153	2000	2000	2590	2110	122	98	60-140	20	
1,3-Dichlorobenzene	ug/L	ND	2000	2000	2220	2120	111	106	60-140	5	
1,3-Dichloropropane	ug/L	ND	2000	2000	2150	2340	108	117	60-140	9	
1,4-Dichlorobenzene	ug/L	ND	2000	2000	2210	2070	110	103	60-140	7	
2,2-Dichloropropane	ug/L	ND	2000	2000	1910	2070	95	103	60-140	8	
2-Chlorotoluene	ug/L	ND	2000	2000	2380	1940	119	97	60-140	20	
4-Chlorotoluene	ug/L	ND	2000	2000	2300	1790	115	90	60-140	25	
Benzene	ug/L	14000	2000	2000	16800	16400	138	117	60-140	3	
Bromobenzene	ug/L	ND	2000	2000	2310	1880	116	94	60-140	20	
Bromochloromethane	ug/L	ND	2000	2000	2010	2070	101	104	60-140	3	
Bromodichloromethane	ug/L	ND	2000	2000	1820	1940	91	97	60-140	6	
Bromoform	ug/L	ND	2000	2000	2010	2400	101	120	60-140	18	
Bromomethane	ug/L	ND	2000	2000	2030	2330	102	116	60-140	14	
Carbon tetrachloride	ug/L	ND	2000	2000	2290	2050	115	103	60-140	11	
Chlorobenzene	ug/L	ND	2000	2000	2100	2100	105	105	60-140	0	
Chloroethane	ug/L	ND	2000	2000	2260	2330	113	117	60-140	3	
Chloroform	ug/L	ND	2000	2000	2130	2330	106	117	60-140	9	
Chloromethane	ug/L	ND	2000	2000	1960	2070	98	104	60-140	6	
cis-1,2-Dichloroethene	ug/L	ND	2000	2000	1990	2320	100	116	60-140	15	
cis-1,3-Dichloropropene	ug/L	ND	2000	2000	2080	1940	104	97	60-140	7	
Dibromochloromethane	ug/L	ND	2000	2000	1760	1850	88	93	60-140	5	
Dibromomethane	ug/L	ND	2000	2000	2060	1960	103	98	60-140	5	
Dichlorodifluoromethane	ug/L	ND	2000	2000	1540	1610	77	81	60-140	5	
Diisopropyl ether	ug/L	ND	2000	2000	2070	1770	102	87	60-140	15	
Ethylbenzene	ug/L	1220	2000	2000	3310	3350	104	107	60-140	1	
Hexachloro-1,3-butadiene	ug/L	ND	2000	2000	2180	1950	109	98	60-140	11	
Isopropylbenzene (Cumene)	ug/L	ND	2000	2000	2410	2360	118	116	60-140	2	
m&p-Xylene	ug/L	3980	4000	4000	8160	8060	104	102	60-140	1	
Methyl-tert-butyl ether	ug/L	3220	2000	2000	5190	4450	98	61	60-140	15	
Methylene Chloride	ug/L	ND	2000	2000	1700	1620	85	81	60-140	4	

Results presented on this page are in the units indicated by the "Units" column except where an alternate unit is presented to the right of the result.

REPORT OF LABORATORY ANALYSIS

This report shall not be reproduced, except in full,
without the written consent of Pace Analytical Services, LLC.

Pace Analytical Services, LLC
9800 Kincey Ave. Suite 100
Huntersville, NC 28078
(704)875-9092

QUALITY CONTROL DATA

Project: 2020-LI-2448 Incident
Pace Project No.: 92495926

MATRIX SPIKE & MATRIX SPIKE DUPLICATE: 3005095 3005096

Parameter	Units	92495029006 Result	MS Spike Conc.	MSD Spike Conc.	MS Result	MSD Result	MS % Rec	MSD % Rec	% Rec Limits	RPD	Qual
n-Butylbenzene	ug/L	ND	2000	2000	2420	2150	121	108	60-140	12	
n-Propylbenzene	ug/L	94.5	2000	2000	2600	2010	125	96	60-140	26	
Naphthalene	ug/L	ND	2000	2000	2280	2060	104	93	60-140	10	
o-Xylene	ug/L	2060	2000	2000	4450	4370	119	115	60-140	2	
sec-Butylbenzene	ug/L	ND	2000	2000	2310	2200	115	110	60-140	5	
Styrene	ug/L	ND	2000	2000	2200	2630	110	132	60-140	18	
tert-Butylbenzene	ug/L	ND	2000	2000	2280	1880	114	94	60-140	20	
Tetrachloroethene	ug/L	ND	2000	2000	2110	2390	106	119	60-140	12	
Toluene	ug/L	19000	2000	2000	20300	21500	67	123	60-140	5	E
trans-1,2-Dichloroethene	ug/L	ND	2000	2000	2480	1890	124	95	60-140	27	
trans-1,3-Dichloropropene	ug/L	ND	2000	2000	1780	1770	89	89	60-140	0	
Trichloroethene	ug/L	ND	2000	2000	2170	2010	108	100	60-140	7	
Trichlorofluoromethane	ug/L	ND	2000	2000	2010	2160	101	108	60-140	7	
Vinyl chloride	ug/L	ND	2000	2000	2100	2160	105	108	60-140	3	
1,2-Dichloroethane-d4 (S)	%						98	98	70-130		
4-Bromofluorobenzene (S)	%						97	113	70-130		
Toluene-d8 (S)	%						92	92	70-130		

Results presented on this page are in the units indicated by the "Units" column except where an alternate unit is presented to the right of the result.

REPORT OF LABORATORY ANALYSIS

This report shall not be reproduced, except in full,
without the written consent of Pace Analytical Services, LLC.

Pace Analytical Services, LLC
9800 Kincey Ave. Suite 100
Huntersville, NC 28078
(704)875-9092

QUALIFIERS

Project: 2020-LI-2448 Incident
Pace Project No.: 92495926

DEFINITIONS

DF - Dilution Factor, if reported, represents the factor applied to the reported data due to dilution of the sample aliquot.

ND - Not Detected at or above adjusted reporting limit.

TNTC - Too Numerous To Count

J - Estimated concentration above the adjusted method detection limit and below the adjusted reporting limit.

MDL - Adjusted Method Detection Limit.

PQL - Practical Quantitation Limit.

RL - Reporting Limit - The lowest concentration value that meets project requirements for quantitative data with known precision and bias for a specific analyte in a specific matrix.

S - Surrogate

1,2-Diphenylhydrazine decomposes to and cannot be separated from Azobenzene using Method 8270. The result for each analyte is a combined concentration.

Consistent with EPA guidelines, unrounded data are displayed and have been used to calculate % recovery and RPD values.

LCS(D) - Laboratory Control Sample (Duplicate)

MS(D) - Matrix Spike (Duplicate)

DUP - Sample Duplicate

RPD - Relative Percent Difference

NC - Not Calculable.

SG - Silica Gel - Clean-Up

U - Indicates the compound was analyzed for, but not detected.

Acid preservation may not be appropriate for 2 Chloroethylvinyl ether.

A separate vial preserved to a pH of 4-5 is recommended in SW846 Chapter 4 for the analysis of Acrolein and Acrylonitrile by EPA Method 8260.

N-Nitrosodiphenylamine decomposes and cannot be separated from Diphenylamine using Method 8270. The result reported for each analyte is a combined concentration.

Pace Analytical is TNI accredited. Contact your Pace PM for the current list of accredited analytes.

TNI - The NELAC Institute.

ANALYTE QUALIFIERS

BC	The same analyte was detected in an associated blank at a concentration above 1/2 the reporting limit but below the laboratory reporting limit.
E	Analyte concentration exceeded the calibration range. The reported result is estimated.

This report shall not be reproduced, except in full,
without the written consent of Pace Analytical Services, LLC.

Pace Analytical Services, LLC
9800 Kincey Ave. Suite 100
Huntersville, NC 28078
(704)875-9092

QUALITY CONTROL DATA CROSS REFERENCE TABLE

Project: 2020-LI-2448 Incident
Pace Project No.: 92495926

Lab ID	Sample ID	QC Batch Method	QC Batch	Analytical Method	Analytical Batch
92495926001	**14401_HC_RD_20200916**	MADEPV	1545405	MADEP VPH	1545405
92495926001	**14401_HC_RD_20200916**	EPA 3010A	567317	EPA 6010D	567327
92495926001	**14401_HC_RD_20200916**	SM 6200B	567114		

This report shall not be reproduced, except in full,
without the written consent of Pace Analytical Services, LLC.

WO# : 92495926

92495926

CHAIN-OF-CUSTODY Analytical Request Document

Pace Analytical

Chain-of-Custody is a LEGAL DOCUMENT - Complete all relevent fields

LAB USE ON ... er or

Company: Apex Companies, LLC	Billing Information:
Address:	
Report To: Andrew Street	Email To: Andrew.Street@apexcos.com
Copy To:	Site Collection Info/Address: 1440 Huntersville Concord Rd
Customer Project Name/Number: 2020-LI-2448 Incident	State: NC / County/City: Huntersville Time Zone Collected: [ ] PT [ ] MT [ ] CT [X] ET
Phone: / Email:	Site/Facility ID #:
Collected By (print): Kylie Zigler	Purchase Order #: / Quote #:
Collected By (signature):	Turnaround Date Required: ASAP
Sample Disposal: [ ] Dispose as appropriate [ ] Return [ ] Archive: ____ [ ] Hold: ____	Rush: [ ] Same Day [ ] Next Day [ ] 2 Day [ ] 3 Day [ ] 4 Day [ ] 5 Day (Expedite Charges Apply)

Compliance Monitoring? [ ] Yes [ ] No

DW PWS ID #: / DW Location Code:

Immediately Packed on Ice: [X] Yes [ ] No

Field Filtered (if applicable): [ ] Yes [ ] No

Analysis: ____

* Matrix Codes (Insert in Matrix box below): Drinking Water (DW), Ground Water (GW), Wastewater (WW), Product (P), Soil/Solid (SL), Oil (OL), Wipe (WP), Air (AR), Tissue (TS), Bioassay (B), Vapor (V), Other (OT)

Container Preservative Type **: 3 | 3 | 1

** Preservative Types: (1) nitric acid, (2) sulfuric acid, (3) hydrochloric acid, (4) sodium hydroxide, (5) zinc acetate, (6) methanol, (7) sodium bisulfate, (8) sodium thiosulfate, (9) hexane, (A) ascorbic acid, (B) ammonium sulfate, (C) ammonium hydroxide, (D) TSP, (U) Unpreserved, (O) Other ____

Lab Project Manager:

Customer Sample ID	Matrix *	Comp / Grab	Collected (or Composite Start) Date	Collected (or Composite Start) Time	Composite End Date	Composite End Time	Res Cl	# of Ctns	Analyses: VOCs SM 6200B	MADEP VPH	Lead	Lab Profile/Line / Lab Sample # / Comments
1440_HC RD_20200916	GW	G	9/16/20	1315				8	X	4	X	92495926 001

Lab Profile/Line: Lab Sample Receipt Checklist:

Custody Seals Present/Intact	Y (N)	NA
Custody Signatures Present	(Y)	N NA
Collector Signature Present	(Y)	N NA
Bottles Intact	(Y)	N NA
Correct Bottles	(Y)	N NA
Sufficient Volume	(Y)	N NA
Samples Received on Ice	(Y)	N NA
VOA - Headspace Acceptable	(Y)	N NA
USDA Regulated Soils	Y N	(NA)
Samples in Holding Time	(Y)	N NA
Residual Chlorine Present	Y N	(NA)
Cl Strips: ____		
Sample pH Acceptable	(Y)	N NA
pH Strips: ____		
Sulfide Present	Y N	(NA)
Lead Acetate Strips: ____		

LAB USE ONLY:

Customer Remarks / Special Conditions / Possible Hazards:

Type of Ice Used: (Wet) Blue Dry None

Packing Material Used: lb. bags

Radchem sample(s) screened (<500 cpm): Y N (NA)

SHORT HOLDS PRESENT (<72 hours): Y (N) N/A

Lab Tracking #: 2539426

Samples received via: FEDEX UPS (Client) Courier Pace Courier

Lab Sample Temperature Info:
Temp Blank Received: Y N NA
Therm ID#: ____
Cooler 1 Temp Upon Receipt: 3.3 oC
Cooler 1 Therm Corr. Factor: .10 oC
Cooler 1 Corrected Temp: 3.3 oC
Comments:

Relinquished by/Company: (Signature)	Date/Time:	Received by/Company: (Signature)	Date/Time:
Sigl / Apex	9-17-20/0830	PACE	9-17-20 8:30
Relinquished by/Company: (Signature)	Date/Time:	Received by/Company: (Signature)	Date/Time:
Relinquished by/Company: (Signature)	Date/Time:	Received by/Company: (Signature)	Date/Time:

MTJL LAB USE ONLY
Table #:
Acctnum:
Template:
Prelogin:
PM:
PB:

Trip Blank Received: Y (N) NA
HCL MeOH TSP Other

Non Conformance(s): YES / NO

Page: ____ of: ____

*Check mark top half of box if pH and/or dechlorination is verified and within the acceptance range for preservation samples.

Exceptions: VOA, Coliform, TOC, Oil and Grease, DRO/8015 (water) DOC, LLHg

**Bottom half of box is to list number of bottle

Project #

WO# : 92495926

PM: AMB Due Date: 09/18/20

CLIENT: 92-APEX MOOR

Item#	BP4U-125 mL Plastic Unpreserved (N/A) (Cl-)	BP3U-250 mL Plastic Unpreserved (N/A)	BP2U-500 mL Plastic Unpreserved (N/A)	BP1U-1 liter Plastic Unpreserved (N/A)	BP4S-125 mL Plastic H2SO4 (pH < 2) (Cl-)	BP3N-250 mL plastic HNO3 (pH < 2)	BP4Z-125 mL Plastic ZN Acetate & NaOH (>9)	BP4C-125 mL Plastic NaOH (pH > 12) (Cl-)	WGFU-Wide-mouthed Glass jar Unpreserved	AG1U-1 liter Amber Unpreserved (N/A) (Cl-)	AG1H-1 liter Amber HCl (pH < 2)	AG3U-250 mL Amber Unpreserved (N/A) (Cl-)	AG1S-1 liter Amber H2SO4 (pH < 2)	AG3S-250 mL Amber H2SO4 (pH < 2)	AG3A(DG3A)-250 mL Amber NH4Cl (N/A)(Cl-)	DG9H-40 mL VOA HCl (N/A)	VG9T-40 mL VOA Na2S2O3 (N/A)	VG9U-40 mL VOA Unp (N/A)	DG9P-40 mL VOA H3PO4 (N/A)	VOAM (6 vials per kit)-5035 kit (N/A)	VJGM (3 vials per kit)-VPH/Gas kit (N/A)	SP5T-125 mL Sterile Plastic (N/A – lab)	SP2T-250 mL Sterile Plastic (N/A – lab)		BP3A-250 mL Plastic (NH2)2SO4 (9.3-9.7)	AG0U-100 mL Amber Unpreserved vials (N/A)	VSGU-20 mL Scintillation vials (N/A)	DG9U-40 mL Amber Unpreserved vials (N/A)
1						1										7													
2																													
3																													
4																													
5																													
6																													
7																													
8																													
9																													
10																													
11																													
12																													

pH Adjustment Log for Preserved Samples

Sample ID	Type of Preservative	pH upon receipt	Date preservation adjusted	Time preservation adjusted	Amount of Preservative added	Lot #

Note: Whenever there is a discrepancy affecting North Carolina compliance samples, a copy of this form will be sent to the North Carolina DEHNR Certification Office (i.e. Out of hold, incorrect preservative, out of temp, incorrect containers.

Pace Analytical Services, LLC
9800 Kincey Ave. Suite 100
Huntersville, NC 28078
(704)875-9092

September 21, 2020

Andrew Street
Apex Companies - NC
5900 Northwoods Business Pkwy
Suite 5900-0
Charlotte, NC 28269

RE: Project: 2020-LI-2448 Incident
Pace Project No.: 92495927

Dear Andrew Street:

Enclosed are the analytical results for sample(s) received by the laboratory on September 17, 2020. The results relate only to the samples included in this report. Results reported herein conform to the applicable TNI/NELAC Standards and the laboratory's Quality Manual, where applicable, unless otherwise noted in the body of the report.

The test results provided in this final report were generated by each of the following laboratories within the Pace Network:

- Pace National - Mt. Juliet
- Pace Analytical Services - Asheville
- Pace Analytical Services - Charlotte

If you have any questions concerning this report, please feel free to contact me.

Sincerely,

Angela M. Baioni

Angela Baioni
angela.baioni@pacelabs.com
(704)875-9092
Project Manager

Enclosures

cc: J Culbreath, Colonial Pipeline Company
Robert Hughes, Colonial Pipeline
Margaret King, APEX Companies, LLC
Emily Little, Apex Companies
Jeff Morrison, Colonial Pipeline Company
Tom Naumann, APEX Companies - NC
Joe Nicolette, Montrose-EPS
Christopher Schultz, Apex Companies
Alex Testoff, Montrose-EPS
Michael Verdon, Colonial Pipeline Company
JM Wyatt, Colonial Pipeline Company

This report shall not be reproduced, except in full,
without the written consent of Pace Analytical Services, LLC.

Pace Analytical Services, LLC
9800 Kincey Ave. Suite 100
Huntersville, NC 28078
(704)875-9092

CERTIFICATIONS

Project: 2020-LI-2448 Incident
Pace Project No.: 92495927

Pace Analytical Services National

12065 Lebanon Road, Mt. Juliet, TN 37122
Alabama Certification #: 40660
Alaska Certification 17-026
Arizona Certification #: AZ0612
Arkansas Certification #: 88-0469
California Certification #: 2932
Canada Certification #: 1461.01
Colorado Certification #: TN00003
Connecticut Certification #: PH-0197
DOD Certification: #1461.01
EPA# TN00003
Florida Certification #: E87487
Georgia DW Certification #: 923
Georgia Certification: NELAP
Idaho Certification #: TN00003
Illinois Certification #: 200008
Indiana Certification #: C-TN-01
Iowa Certification #: 364
Kansas Certification #: E-10277
Kentucky UST Certification #: 16
Kentucky Certification #: 90010
Louisiana Certification #: AI30792
Louisiana DW Certification #: LA180010
Maine Certification #: TN0002
Maryland Certification #: 324
Massachusetts Certification #: M-TN003
Michigan Certification #: 9958
Minnesota Certification #: 047-999-395
Mississippi Certification #: TN00003
Missouri Certification #: 340
Montana Certification #: CERT0086
Nebraska Certification #: NE-OS-15-05
Nevada Certification #: TN-03-2002-34
New Hampshire Certification #: 2975
New Jersey Certification #: TN002
New Mexico DW Certification
New York Certification #: 11742
North Carolina Aquatic Toxicity Certification #: 41
North Carolina Drinking Water Certification #: 21704
North Carolina Environmental Certificate #: 375
North Dakota Certification #: R-140
Ohio VAP Certification #: CL0069
Oklahoma Certification #: 9915
Oregon Certification #: TN200002
Pennsylvania Certification #: 68-02979
Rhode Island Certification #: LAO00356
South Carolina Certification #: 84004
South Dakota Certification
Tennessee DW/Chem/Micro Certification #: 2006
Texas Certification #: T 104704245-17-14
Texas Mold Certification #: LAB0152
USDA Soil Permit #: P330-15-00234
Utah Certification #: TN00003
Virginia Certification #: VT2006
Vermont Dept. of Health: ID# VT-2006
Virginia Certification #: 460132
Washington Certification #: C847
West Virginia Certification #: 233
Wisconsin Certification #: 9980939910
Wyoming UST Certification #: via A2LA 2926.01
A2LA-ISO 17025 Certification #: 1461.01
A2LA-ISO 17025 Certification #: 1461.02
AIHA-LAP/LLC EMLAP Certification #:100789

Pace Analytical Services Charlotte

9800 Kincey Ave. Ste 100, Huntersville, NC 28078
Louisiana/NELAP Certification # LA170028
North Carolina Drinking Water Certification #: 37706
North Carolina Field Services Certification #: 5342
North Carolina Wastewater Certification #: 12
South Carolina Certification #: 99006001
Florida/NELAP Certification #: E87627
Kentucky UST Certification #: 84
Virginia/VELAP Certification #: 460221

Pace Analytical Services Asheville

2225 Riverside Drive, Asheville, NC 28804
Florida/NELAP Certification #: E87648
Massachusetts Certification #: M-NC030
North Carolina Drinking Water Certification #: 37712
North Carolina Wastewater Certification #: 40
South Carolina Certification #: 99030001
Virginia/VELAP Certification #: 460222

REPORT OF LABORATORY ANALYSIS

This report shall not be reproduced, except in full,
without the written consent of Pace Analytical Services, LLC.

Pace Analytical Services, LLC
9800 Kincey Ave. Suite 100
Huntersville, NC 28078
(704)875-9092

SAMPLE ANALYTE COUNT

Project: 2020-LI-2448 Incident
Pace Project No.: 92495927

Lab ID	Sample ID	Method	Analysts	Analytes Reported	Laboratory
92495927001	**13822_HC_RD_20200916**	MADEP VPH	ADM	6	PAN
		EPA 6010D	SH1	1	PASI-A
		SM 6200B	CL	63	PASI-C

PAN = Pace National - Mt. Juliet
PASI-A = Pace Analytical Services - Asheville
PASI-C = Pace Analytical Services - Charlotte

This report shall not be reproduced, except in full,
without the written consent of Pace Analytical Services, LLC.

Pace Analytical Services, LLC
9800 Kincey Ave. Suite 100
Huntersville, NC 28078
(704)875-9092

ANALYTICAL RESULTS

Project: 2020-LI-2448 Incident
Pace Project No.: 92495927

Sample: 13822_HC_RD_20200916 **Lab ID: 92495927001** Collected: 09/16/20 18:55 Received: 09/17/20 08:30 Matrix: Water

Parameters	Results	Units	Report Limit	DF	Prepared	Analyzed	CAS No.	Qual
MADEPV	Analytical Method: MADEP VPH Preparation Method: MADEPV Pace National - Mt. Juliet							
Aliphatic (C05-C08)	ND	ug/L	100	1	09/18/20 23:02	09/18/20 23:02		
Aliphatic (C09-C12)	ND	ug/L	100	1	09/18/20 23:02	09/18/20 23:02		
Aromatic (C09-C10),Unadjusted	ND	ug/L	100	1	09/18/20 23:02	09/18/20 23:02	TPHC9C10A	
Total VPH	ND	ug/L	100	1	09/18/20 23:02	09/18/20 23:02	VPH	
Surrogates								
2,5-Dibromotoluene (FID)	100	%	70.0-130	1	09/18/20 23:02	09/18/20 23:02	615-59-8FID	
2,5-Dibromotoluene (PID)	94.9	%	70.0-130	1	09/18/20 23:02	09/18/20 23:02	615-59-8PID	
6010 MET ICP	Analytical Method: EPA 6010D Preparation Method: EPA 3010A Pace Analytical Services - Asheville							
Lead	**14.3**	ug/L	5.0	1	09/18/20 02:19	09/18/20 11:54	7439-92-1	BC
6200B MSV	Analytical Method: SM 6200B Pace Analytical Services - Charlotte							
Benzene	ND	ug/L	0.50	1		09/17/20 20:12	71-43-2	
Bromobenzene	ND	ug/L	0.50	1		09/17/20 20:12	108-86-1	
Bromochloromethane	ND	ug/L	0.50	1		09/17/20 20:12	74-97-5	
Bromodichloromethane	ND	ug/L	0.50	1		09/17/20 20:12	75-27-4	
Bromoform	ND	ug/L	0.50	1		09/17/20 20:12	75-25-2	
Bromomethane	ND	ug/L	5.0	1		09/17/20 20:12	74-83-9	
n-Butylbenzene	ND	ug/L	0.50	1		09/17/20 20:12	104-51-8	
sec-Butylbenzene	ND	ug/L	0.50	1		09/17/20 20:12	135-98-8	
tert-Butylbenzene	ND	ug/L	0.50	1		09/17/20 20:12	98-06-6	
Carbon tetrachloride	ND	ug/L	0.50	1		09/17/20 20:12	56-23-5	
Chlorobenzene	ND	ug/L	0.50	1		09/17/20 20:12	108-90-7	
Chloroethane	ND	ug/L	1.0	1		09/17/20 20:12	75-00-3	
Chloroform	ND	ug/L	0.50	1		09/17/20 20:12	67-66-3	
Chloromethane	ND	ug/L	1.0	1		09/17/20 20:12	74-87-3	
2-Chlorotoluene	ND	ug/L	0.50	1		09/17/20 20:12	95-49-8	
4-Chlorotoluene	ND	ug/L	0.50	1		09/17/20 20:12	106-43-4	
1,2-Dibromo-3-chloropropane	ND	ug/L	1.0	1		09/17/20 20:12	96-12-8	
Dibromochloromethane	ND	ug/L	0.50	1		09/17/20 20:12	124-48-1	
1,2-Dibromoethane (EDB)	ND	ug/L	0.50	1		09/17/20 20:12	106-93-4	
Dibromomethane	ND	ug/L	0.50	1		09/17/20 20:12	74-95-3	
1,2-Dichlorobenzene	ND	ug/L	0.50	1		09/17/20 20:12	95-50-1	
1,3-Dichlorobenzene	ND	ug/L	0.50	1		09/17/20 20:12	541-73-1	
1,4-Dichlorobenzene	ND	ug/L	0.50	1		09/17/20 20:12	106-46-7	
Dichlorodifluoromethane	ND	ug/L	0.50	1		09/17/20 20:12	75-71-8	
1,1-Dichloroethane	ND	ug/L	0.50	1		09/17/20 20:12	75-34-3	
1,2-Dichloroethane	ND	ug/L	0.50	1		09/17/20 20:12	107-06-2	
1,1-Dichloroethene	ND	ug/L	0.50	1		09/17/20 20:12	75-35-4	
cis-1,2-Dichloroethene	ND	ug/L	0.50	1		09/17/20 20:12	156-59-2	
trans-1,2-Dichloroethene	ND	ug/L	0.50	1		09/17/20 20:12	156-60-5	
1,2-Dichloropropane	ND	ug/L	0.50	1		09/17/20 20:12	78-87-5	
1,3-Dichloropropane	ND	ug/L	0.50	1		09/17/20 20:12	142-28-9	
2,2-Dichloropropane	ND	ug/L	0.50	1		09/17/20 20:12	594-20-7	

REPORT OF LABORATORY ANALYSIS

This report shall not be reproduced, except in full,
without the written consent of Pace Analytical Services, LLC.

Pace Analytical Services, LLC
9800 Kincey Ave. Suite 100
Huntersville, NC 28078
(704)875-9092

ANALYTICAL RESULTS

Project: 2020-LI-2448 Incident
Pace Project No.: 92495927

Sample: 13822_HC_RD_20200916 **Lab ID: 92495927001** Collected: 09/16/20 18:55 Received: 09/17/20 08:30 Matrix: Water

Parameters	Results	Units	Report Limit	DF	Prepared	Analyzed	CAS No.	Qual
6200B MSV	Analytical Method: SM 6200B Pace Analytical Services - Charlotte							
1,1-Dichloropropene	ND	ug/L	0.50	1		09/17/20 20:12	563-58-6	
cis-1,3-Dichloropropene	ND	ug/L	0.50	1		09/17/20 20:12	10061-01-5	
trans-1,3-Dichloropropene	ND	ug/L	0.50	1		09/17/20 20:12	10061-02-6	
Diisopropyl ether	ND	ug/L	0.50	1		09/17/20 20:12	108-20-3	
Ethylbenzene	ND	ug/L	0.50	1		09/17/20 20:12	100-41-4	
Hexachloro-1,3-butadiene	ND	ug/L	2.0	1		09/17/20 20:12	87-68-3	
Isopropylbenzene (Cumene)	ND	ug/L	0.50	1		09/17/20 20:12	98-82-8	
Methylene Chloride	ND	ug/L	2.0	1		09/17/20 20:12	75-09-2	
Methyl-tert-butyl ether	ND	ug/L	0.50	1		09/17/20 20:12	1634-04-4	
Naphthalene	ND	ug/L	2.0	1		09/17/20 20:12	91-20-3	
n-Propylbenzene	ND	ug/L	0.50	1		09/17/20 20:12	103-65-1	
Styrene	ND	ug/L	0.50	1		09/17/20 20:12	100-42-5	
1,1,1,2-Tetrachloroethane	ND	ug/L	0.50	1		09/17/20 20:12	630-20-6	
1,1,2,2-Tetrachloroethane	ND	ug/L	0.50	1		09/17/20 20:12	79-34-5	
Tetrachloroethene	ND	ug/L	0.50	1		09/17/20 20:12	127-18-4	
Toluene	ND	ug/L	0.50	1		09/17/20 20:12	108-88-3	
1,2,3-Trichlorobenzene	ND	ug/L	2.0	1		09/17/20 20:12	87-61-6	
1,2,4-Trichlorobenzene	ND	ug/L	2.0	1		09/17/20 20:12	120-82-1	
1,1,1-Trichloroethane	ND	ug/L	0.50	1		09/17/20 20:12	71-55-6	
1,1,2-Trichloroethane	ND	ug/L	0.50	1		09/17/20 20:12	79-00-5	
Trichloroethene	ND	ug/L	0.50	1		09/17/20 20:12	79-01-6	
Trichlorofluoromethane	ND	ug/L	1.0	1		09/17/20 20:12	75-69-4	
1,2,3-Trichloropropane	ND	ug/L	0.50	1		09/17/20 20:12	96-18-4	
1,2,4-Trimethylbenzene	ND	ug/L	0.50	1		09/17/20 20:12	95-63-6	
1,3,5-Trimethylbenzene	ND	ug/L	0.50	1		09/17/20 20:12	108-67-8	
Vinyl chloride	ND	ug/L	1.0	1		09/17/20 20:12	75-01-4	
m&p-Xylene	ND	ug/L	1.0	1		09/17/20 20:12	179601-23-1	
o-Xylene	ND	ug/L	0.50	1		09/17/20 20:12	95-47-6	
Surrogates								
1,2-Dichloroethane-d4 (S)	86	%	70-130	1		09/17/20 20:12	17060-07-0	
4-Bromofluorobenzene (S)	96	%	70-130	1		09/17/20 20:12	460-00-4	
Toluene-d8 (S)	101	%	70-130	1		09/17/20 20:12	2037-26-5	

REPORT OF LABORATORY ANALYSIS

This report shall not be reproduced, except in full,
without the written consent of Pace Analytical Services, LLC.

Pace Analytical Services, LLC
9800 Kincey Ave. Suite 100
Huntersville, NC 28078
(704)875-9092

QUALITY CONTROL DATA

Project: 2020-LI-2448 Incident
Pace Project No.: 92495927

QC Batch: 1545405
QC Batch Method: MADEPV
Analysis Method: MADEP VPH
Analysis Description: MADEPV
Laboratory: Pace National - Mt. Juliet

Associated Lab Samples: 92495927001

METHOD BLANK: R3572118-1 Matrix: Water
Associated Lab Samples: 92495927001

Parameter	Units	Blank Result	Reporting Limit	Analyzed	Qualifiers
Aliphatic (C05-C08)	ug/L	ND	100	09/18/20 09:46	
Aliphatic (C09-C12)	ug/L	ND	100	09/18/20 09:46	
Aromatic (C09-C10),Unadjusted	ug/L	ND	100	09/18/20 09:46	
Total VPH	ug/L	ND	100	09/18/20 09:46	
2,5-Dibromotoluene (FID)	%	96.8	70.0-130	09/18/20 09:46	
2,5-Dibromotoluene (PID)	%	85.1	70.0-130	09/18/20 09:46	

LABORATORY CONTROL SAMPLE & LCSD: R3572118-2 R3572118-3

Parameter	Units	Spike Conc.	LCS Result	LCSD Result	LCS % Rec	LCSD % Rec	% Rec Limits	RPD	Max RPD	Qualifiers
Aliphatic (C05-C08)	ug/L	1200	1190	1190	99.2	99.2	70.0-130	0.00	25	
Aliphatic (C09-C12)	ug/L	1400	1430	1470	102	105	70.0-130	2.76	25	
Aromatic (C09-C10),Unadjusted	ug/L	200	236	212	118	106	70.0-130	10.7	25	
Total VPH	ug/L	2800	2860	2870	102	103	70.0-130	0.349	25	
2,5-Dibromotoluene (FID)	%				105	101	70.0-130			
2,5-Dibromotoluene (PID)	%				94.7	92.9	70.0-130			

Results presented on this page are in the units indicated by the "Units" column except where an alternate unit is presented to the right of the result.

REPORT OF LABORATORY ANALYSIS

This report shall not be reproduced, except in full,
without the written consent of Pace Analytical Services, LLC.

Pace Analytical Services, LLC
9800 Kincey Ave. Suite 100
Huntersville, NC 28078
(704)875-9092

QUALITY CONTROL DATA

Project: 2020-LI-2448 Incident
Pace Project No.: 92495927

QC Batch: 567317
QC Batch Method: EPA 3010A
Analysis Method: EPA 6010D
Analysis Description: 6010 MET
Laboratory: Pace Analytical Services - Asheville
Associated Lab Samples: 92495927001

METHOD BLANK: 3006542 Matrix: Water
Associated Lab Samples: 92495927001

Parameter	Units	Blank Result	Reporting Limit	Analyzed	Qualifiers
Lead	ug/L	ND	5.0	09/18/20 11:34	BC

LABORATORY CONTROL SAMPLE: 3006543

Parameter	Units	Spike Conc.	LCS Result	LCS % Rec	% Rec Limits	Qualifiers
Lead	ug/L	500	490	98	80-120	

MATRIX SPIKE & MATRIX SPIKE DUPLICATE: 3006544 3006545

Parameter	Units	92495926001 Result	MS Spike Conc.	MSD Spike Conc.	MS Result	MSD Result	MS % Rec	MSD % Rec	% Rec Limits	RPD	Qual
Lead	ug/L	ND	500	500	529	532	106	106	75-125	1	

Results presented on this page are in the units indicated by the "Units" column except where an alternate unit is presented to the right of the result.

REPORT OF LABORATORY ANALYSIS

This report shall not be reproduced, except in full,
without the written consent of Pace Analytical Services, LLC.

Pace Analytical Services, LLC
9800 Kincey Ave. Suite 100
Huntersville, NC 28078
(704)875-9092

QUALITY CONTROL DATA

Project: 2020-LI-2448 Incident
Pace Project No.: 92495927

QC Batch: 567114
QC Batch Method: SM 6200B
Analysis Method: SM 6200B
Analysis Description: 6200B MSV
Laboratory: Pace Analytical Services - Charlotte

Associated Lab Samples: 92495927001

METHOD BLANK: 3005093 Matrix: Water
Associated Lab Samples: 92495927001

Parameter	Units	Blank Result	Reporting Limit	Analyzed	Qualifiers
1,1,1,2-Tetrachloroethane	ug/L	ND	0.50	09/17/20 11:59	
1,1,1-Trichloroethane	ug/L	ND	0.50	09/17/20 11:59	
1,1,2,2-Tetrachloroethane	ug/L	ND	0.50	09/17/20 11:59	
1,1,2-Trichloroethane	ug/L	ND	0.50	09/17/20 11:59	
1,1-Dichloroethane	ug/L	ND	0.50	09/17/20 11:59	
1,1-Dichloroethene	ug/L	ND	0.50	09/17/20 11:59	
1,1-Dichloropropene	ug/L	ND	0.50	09/17/20 11:59	
1,2,3-Trichlorobenzene	ug/L	ND	2.0	09/17/20 11:59	
1,2,3-Trichloropropane	ug/L	ND	0.50	09/17/20 11:59	
1,2,4-Trichlorobenzene	ug/L	ND	2.0	09/17/20 11:59	
1,2,4-Trimethylbenzene	ug/L	ND	0.50	09/17/20 11:59	
1,2-Dibromo-3-chloropropane	ug/L	ND	1.0	09/17/20 11:59	
1,2-Dibromoethane (EDB)	ug/L	ND	0.50	09/17/20 11:59	
1,2-Dichlorobenzene	ug/L	ND	0.50	09/17/20 11:59	
1,2-Dichloroethane	ug/L	ND	0.50	09/17/20 11:59	
1,2-Dichloropropane	ug/L	ND	0.50	09/17/20 11:59	
1,3,5-Trimethylbenzene	ug/L	ND	0.50	09/17/20 11:59	
1,3-Dichlorobenzene	ug/L	ND	0.50	09/17/20 11:59	
1,3-Dichloropropane	ug/L	ND	0.50	09/17/20 11:59	
1,4-Dichlorobenzene	ug/L	ND	0.50	09/17/20 11:59	
2,2-Dichloropropane	ug/L	ND	0.50	09/17/20 11:59	
2-Chlorotoluene	ug/L	ND	0.50	09/17/20 11:59	
4-Chlorotoluene	ug/L	ND	0.50	09/17/20 11:59	
Benzene	ug/L	ND	0.50	09/17/20 11:59	
Bromobenzene	ug/L	ND	0.50	09/17/20 11:59	
Bromochloromethane	ug/L	ND	0.50	09/17/20 11:59	
Bromodichloromethane	ug/L	ND	0.50	09/17/20 11:59	
Bromoform	ug/L	ND	0.50	09/17/20 11:59	
Bromomethane	ug/L	ND	5.0	09/17/20 11:59	
Carbon tetrachloride	ug/L	ND	0.50	09/17/20 11:59	
Chlorobenzene	ug/L	ND	0.50	09/17/20 11:59	
Chloroethane	ug/L	ND	1.0	09/17/20 11:59	
Chloroform	ug/L	ND	0.50	09/17/20 11:59	
Chloromethane	ug/L	ND	1.0	09/17/20 11:59	
cis-1,2-Dichloroethene	ug/L	ND	0.50	09/17/20 11:59	
cis-1,3-Dichloropropene	ug/L	ND	0.50	09/17/20 11:59	
Dibromochloromethane	ug/L	ND	0.50	09/17/20 11:59	
Dibromomethane	ug/L	ND	0.50	09/17/20 11:59	
Dichlorodifluoromethane	ug/L	ND	0.50	09/17/20 11:59	
Diisopropyl ether	ug/L	ND	0.50	09/17/20 11:59	

Results presented on this page are in the units indicated by the "Units" column except where an alternate unit is presented to the right of the result.

REPORT OF LABORATORY ANALYSIS

This report shall not be reproduced, except in full,
without the written consent of Pace Analytical Services, LLC.

Pace Analytical Services, LLC
9800 Kincey Ave. Suite 100
Huntersville, NC 28078
(704)875-9092

QUALITY CONTROL DATA

Project: 2020-LI-2448 Incident
Pace Project No.: 92495927

METHOD BLANK: 3005093 Matrix: Water
Associated Lab Samples: 92495927001

Parameter	Units	Blank Result	Reporting Limit	Analyzed	Qualifiers
Ethylbenzene	ug/L	ND	0.50	09/17/20 11:59	
Hexachloro-1,3-butadiene	ug/L	ND	2.0	09/17/20 11:59	
Isopropylbenzene (Cumene)	ug/L	ND	0.50	09/17/20 11:59	
m&p-Xylene	ug/L	ND	1.0	09/17/20 11:59	
Methyl-tert-butyl ether	ug/L	ND	0.50	09/17/20 11:59	
Methylene Chloride	ug/L	ND	2.0	09/17/20 11:59	
n-Butylbenzene	ug/L	ND	0.50	09/17/20 11:59	
n-Propylbenzene	ug/L	ND	0.50	09/17/20 11:59	
Naphthalene	ug/L	ND	2.0	09/17/20 11:59	
o-Xylene	ug/L	ND	0.50	09/17/20 11:59	
sec-Butylbenzene	ug/L	ND	0.50	09/17/20 11:59	
Styrene	ug/L	ND	0.50	09/17/20 11:59	
tert-Butylbenzene	ug/L	ND	0.50	09/17/20 11:59	
Tetrachloroethene	ug/L	ND	0.50	09/17/20 11:59	
Toluene	ug/L	ND	0.50	09/17/20 11:59	
trans-1,2-Dichloroethene	ug/L	ND	0.50	09/17/20 11:59	
trans-1,3-Dichloropropene	ug/L	ND	0.50	09/17/20 11:59	
Trichloroethene	ug/L	ND	0.50	09/17/20 11:59	
Trichlorofluoromethane	ug/L	ND	1.0	09/17/20 11:59	
Vinyl chloride	ug/L	ND	1.0	09/17/20 11:59	
1,2-Dichloroethane-d4 (S)	%	84	70-130	09/17/20 11:59	
4-Bromofluorobenzene (S)	%	95	70-130	09/17/20 11:59	
Toluene-d8 (S)	%	101	70-130	09/17/20 11:59	

LABORATORY CONTROL SAMPLE: 3005094

Parameter	Units	Spike Conc.	LCS Result	LCS % Rec	% Rec Limits	Qualifiers
1,1,1,2-Tetrachloroethane	ug/L	50	52.5	105	60-140	
1,1,1-Trichloroethane	ug/L	50	46.8	94	60-140	
1,1,2,2-Tetrachloroethane	ug/L	50	51.5	103	60-140	
1,1,2-Trichloroethane	ug/L	50	50.8	102	60-140	
1,1-Dichloroethane	ug/L	50	46.9	94	60-140	
1,1-Dichloroethene	ug/L	50	47.2	94	60-140	
1,1-Dichloropropene	ug/L	50	48.1	96	60-140	
1,2,3-Trichlorobenzene	ug/L	50	54.3	109	60-140	
1,2,3-Trichloropropane	ug/L	50	49.5	99	60-140	
1,2,4-Trichlorobenzene	ug/L	50	56.0	112	60-140	
1,2,4-Trimethylbenzene	ug/L	50	52.0	104	60-140	
1,2-Dibromo-3-chloropropane	ug/L	50	52.1	104	60-140	
1,2-Dibromoethane (EDB)	ug/L	50	54.2	108	60-140	
1,2-Dichlorobenzene	ug/L	50	52.3	105	60-140	
1,2-Dichloroethane	ug/L	50	38.9	78	60-140	
1,2-Dichloropropane	ug/L	50	53.2	106	60-140	
1,3,5-Trimethylbenzene	ug/L	50	52.6	105	60-140	

Results presented on this page are in the units indicated by the "Units" column except where an alternate unit is presented to the right of the result.

REPORT OF LABORATORY ANALYSIS

This report shall not be reproduced, except in full,
without the written consent of Pace Analytical Services, LLC.

Pace Analytical Services, LLC
9800 Kincey Ave. Suite 100
Huntersville, NC 28078
(704)875-9092

QUALITY CONTROL DATA

Project: 2020-LI-2448 Incident
Pace Project No.: 92495927

LABORATORY CONTROL SAMPLE: 3005094

Parameter	Units	Spike Conc.	LCS Result	LCS % Rec	% Rec Limits	Qualifiers
1,3-Dichlorobenzene	ug/L	50	53.1	106	60-140	
1,3-Dichloropropane	ug/L	50	53.3	107	60-140	
1,4-Dichlorobenzene	ug/L	50	52.5	105	60-140	
2,2-Dichloropropane	ug/L	50	46.5	93	60-140	
2-Chlorotoluene	ug/L	50	53.0	106	60-140	
4-Chlorotoluene	ug/L	50	51.4	103	60-140	
Benzene	ug/L	50	51.7	103	60-140	
Bromobenzene	ug/L	50	52.9	106	60-140	
Bromochloromethane	ug/L	50	48.3	97	60-140	
Bromodichloromethane	ug/L	50	45.7	91	60-140	
Bromoform	ug/L	50	50.7	101	60-140	
Bromomethane	ug/L	50	46.0	92	60-140	
Carbon tetrachloride	ug/L	50	50.9	102	60-140	
Chlorobenzene	ug/L	50	53.0	106	60-140	
Chloroethane	ug/L	50	32.1	64	60-140	
Chloroform	ug/L	50	43.4	87	60-140	
Chloromethane	ug/L	50	47.1	94	60-140	
cis-1,2-Dichloroethene	ug/L	50	45.5	91	60-140	
cis-1,3-Dichloropropene	ug/L	50	53.9	108	60-140	
Dibromochloromethane	ug/L	50	52.7	105	60-140	
Dibromomethane	ug/L	50	51.6	103	60-140	
Dichlorodifluoromethane	ug/L	50	44.4	89	60-140	
Diisopropyl ether	ug/L	50	45.4	91	60-140	
Ethylbenzene	ug/L	50	52.8	106	60-140	
Hexachloro-1,3-butadiene	ug/L	50	58.6	117	60-140	
Isopropylbenzene (Cumene)	ug/L	50	53.3	107	60-140	
m&p-Xylene	ug/L	100	103	103	60-140	
Methyl-tert-butyl ether	ug/L	50	46.0	92	60-140	
Methylene Chloride	ug/L	50	40.5	81	60-140	
n-Butylbenzene	ug/L	50	53.7	107	60-140	
n-Propylbenzene	ug/L	50	53.4	107	60-140	
Naphthalene	ug/L	50	53.2	106	60-140	
o-Xylene	ug/L	50	52.4	105	60-140	
sec-Butylbenzene	ug/L	50	54.2	108	60-140	
Styrene	ug/L	50	54.3	109	60-140	
tert-Butylbenzene	ug/L	50	44.7	89	60-140	
Tetrachloroethene	ug/L	50	54.2	108	60-140	
Toluene	ug/L	50	51.1	102	60-140	
trans-1,2-Dichloroethene	ug/L	50	46.7	93	60-140	
trans-1,3-Dichloropropene	ug/L	50	50.0	100	60-140	
Trichloroethene	ug/L	50	53.9	108	60-140	
Trichlorofluoromethane	ug/L	50	46.4	93	60-140	
Vinyl chloride	ug/L	50	49.4	99	60-140	
1,2-Dichloroethane-d4 (S)	%			79	70-130	
4-Bromofluorobenzene (S)	%			99	70-130	
Toluene-d8 (S)	%			98	70-130	

Results presented on this page are in the units indicated by the "Units" column except where an alternate unit is presented to the right of the result.

REPORT OF LABORATORY ANALYSIS

This report shall not be reproduced, except in full,
without the written consent of Pace Analytical Services, LLC.

Pace Analytical Services, LLC
9800 Kincey Ave. Suite 100
Huntersville, NC 28078
(704)875-9092

QUALITY CONTROL DATA

Project: 2020-LI-2448 Incident
Pace Project No.: 92495927

MATRIX SPIKE & MATRIX SPIKE DUPLICATE: 3005095 3005096

Parameter	Units	92495029006 Result	MS Spike Conc.	MSD Spike Conc.	MS Result	MSD Result	MS % Rec	MSD % Rec	% Rec Limits	RPD	Qual
1,1,1,2-Tetrachloroethane	ug/L	ND	2000	2000	1900	1870	95	93	60-140	1	
1,1,1-Trichloroethane	ug/L	ND	2000	2000	1930	2030	97	102	60-140	5	
1,1,2,2-Tetrachloroethane	ug/L	ND	2000	2000	2100	2350	105	118	60-140	11	
1,1,2-Trichloroethane	ug/L	ND	2000	2000	1790	1880	90	94	60-140	5	
1,1-Dichloroethane	ug/L	ND	2000	2000	2100	2090	105	104	60-140	1	
1,1-Dichloroethene	ug/L	ND	2000	2000	2040	2380	102	119	60-140	15	
1,1-Dichloropropene	ug/L	ND	2000	2000	1980	2030	99	101	60-140	2	
1,2,3-Trichlorobenzene	ug/L	ND	2000	2000	2160	1770	108	88	60-140	20	
1,2,3-Trichloropropane	ug/L	ND	2000	2000	2070	2310	103	115	60-140	11	
1,2,4-Trichlorobenzene	ug/L	ND	2000	2000	2110	1910	105	96	60-140	10	
1,2,4-Trimethylbenzene	ug/L	683	2000	2000	2990	2810	115	106	60-140	6	
1,2-Dibromo-3-chloropropane	ug/L	ND	2000	2000	2180	2110	109	106	60-140	3	
1,2-Dibromoethane (EDB)	ug/L	ND	2000	2000	2110	2270	106	113	60-140	7	
1,2-Dichlorobenzene	ug/L	ND	2000	2000	2350	2130	117	107	60-140	10	
1,2-Dichloroethane	ug/L	ND	2000	2000	1910	1970	96	98	60-140	3	
1,2-Dichloropropane	ug/L	ND	2000	2000	2320	2010	116	100	60-140	15	
1,3,5-Trimethylbenzene	ug/L	153	2000	2000	2590	2110	122	98	60-140	20	
1,3-Dichlorobenzene	ug/L	ND	2000	2000	2220	2120	111	106	60-140	5	
1,3-Dichloropropane	ug/L	ND	2000	2000	2150	2340	108	117	60-140	9	
1,4-Dichlorobenzene	ug/L	ND	2000	2000	2210	2070	110	103	60-140	7	
2,2-Dichloropropane	ug/L	ND	2000	2000	1910	2070	95	103	60-140	8	
2-Chlorotoluene	ug/L	ND	2000	2000	2380	1940	119	97	60-140	20	
4-Chlorotoluene	ug/L	ND	2000	2000	2300	1790	115	90	60-140	25	
Benzene	ug/L	14000	2000	2000	16800	16400	138	117	60-140	3	
Bromobenzene	ug/L	ND	2000	2000	2310	1880	116	94	60-140	20	
Bromochloromethane	ug/L	ND	2000	2000	2010	2070	101	104	60-140	3	
Bromodichloromethane	ug/L	ND	2000	2000	1820	1940	91	97	60-140	6	
Bromoform	ug/L	ND	2000	2000	2010	2400	101	120	60-140	18	
Bromomethane	ug/L	ND	2000	2000	2030	2330	102	116	60-140	14	
Carbon tetrachloride	ug/L	ND	2000	2000	2290	2050	115	103	60-140	11	
Chlorobenzene	ug/L	ND	2000	2000	2100	2100	105	105	60-140	0	
Chloroethane	ug/L	ND	2000	2000	2260	2330	113	117	60-140	3	
Chloroform	ug/L	ND	2000	2000	2130	2330	106	117	60-140	9	
Chloromethane	ug/L	ND	2000	2000	1960	2070	98	104	60-140	6	
cis-1,2-Dichloroethene	ug/L	ND	2000	2000	1990	2320	100	116	60-140	15	
cis-1,3-Dichloropropene	ug/L	ND	2000	2000	2080	1940	104	97	60-140	7	
Dibromochloromethane	ug/L	ND	2000	2000	1760	1850	88	93	60-140	5	
Dibromomethane	ug/L	ND	2000	2000	2060	1960	103	98	60-140	5	
Dichlorodifluoromethane	ug/L	ND	2000	2000	1540	1610	77	81	60-140	5	
Diisopropyl ether	ug/L	ND	2000	2000	2070	1770	102	87	60-140	15	
Ethylbenzene	ug/L	1220	2000	2000	3310	3350	104	107	60-140	1	
Hexachloro-1,3-butadiene	ug/L	ND	2000	2000	2180	1950	109	98	60-140	11	
Isopropylbenzene (Cumene)	ug/L	ND	2000	2000	2410	2360	118	116	60-140	2	
m&p-Xylene	ug/L	3980	4000	4000	8160	8060	104	102	60-140	1	
Methyl-tert-butyl ether	ug/L	3220	2000	2000	5190	4450	98	61	60-140	15	
Methylene Chloride	ug/L	ND	2000	2000	1700	1620	85	81	60-140	4	

Results presented on this page are in the units indicated by the "Units" column except where an alternate unit is presented to the right of the result.

REPORT OF LABORATORY ANALYSIS

This report shall not be reproduced, except in full,
without the written consent of Pace Analytical Services, LLC.

Pace Analytical Services, LLC
9800 Kincey Ave. Suite 100
Huntersville, NC 28078
(704)875-9092

QUALITY CONTROL DATA

Project: 2020-LI-2448 Incident
Pace Project No.: 92495927

MATRIX SPIKE & MATRIX SPIKE DUPLICATE: 3005095 3005096

Parameter	Units	92495029006 Result	MS Spike Conc.	MSD Spike Conc.	MS Result	MSD Result	MS % Rec	MSD % Rec	% Rec Limits	RPD	Qual
n-Butylbenzene	ug/L	ND	2000	2000	2420	2150	121	108	60-140	12	
n-Propylbenzene	ug/L	94.5	2000	2000	2600	2010	125	96	60-140	26	
Naphthalene	ug/L	ND	2000	2000	2280	2060	104	93	60-140	10	
o-Xylene	ug/L	2060	2000	2000	4450	4370	119	115	60-140	2	
sec-Butylbenzene	ug/L	ND	2000	2000	2310	2200	115	110	60-140	5	
Styrene	ug/L	ND	2000	2000	2200	2630	110	132	60-140	18	
tert-Butylbenzene	ug/L	ND	2000	2000	2280	1880	114	94	60-140	20	
Tetrachloroethene	ug/L	ND	2000	2000	2110	2390	106	119	60-140	12	
Toluene	ug/L	19000	2000	2000	20300	21500	67	123	60-140	5	E
trans-1,2-Dichloroethene	ug/L	ND	2000	2000	2480	1890	124	95	60-140	27	
trans-1,3-Dichloropropene	ug/L	ND	2000	2000	1780	1770	89	89	60-140	0	
Trichloroethene	ug/L	ND	2000	2000	2170	2010	108	100	60-140	7	
Trichlorofluoromethane	ug/L	ND	2000	2000	2010	2160	101	108	60-140	7	
Vinyl chloride	ug/L	ND	2000	2000	2100	2160	105	108	60-140	3	
1,2-Dichloroethane-d4 (S)	%						98	98	70-130		
4-Bromofluorobenzene (S)	%						97	113	70-130		
Toluene-d8 (S)	%						92	92	70-130		

Results presented on this page are in the units indicated by the "Units" column except where an alternate unit is presented to the right of the result.

REPORT OF LABORATORY ANALYSIS

This report shall not be reproduced, except in full,
without the written consent of Pace Analytical Services, LLC.

Pace Analytical Services, LLC
9800 Kincey Ave. Suite 100
Huntersville, NC 28078
(704)875-9092

QUALIFIERS

Project: 2020-LI-2448 Incident
Pace Project No.: 92495927

DEFINITIONS

DF - Dilution Factor, if reported, represents the factor applied to the reported data due to dilution of the sample aliquot.

ND - Not Detected at or above adjusted reporting limit.

TNTC - Too Numerous To Count

J - Estimated concentration above the adjusted method detection limit and below the adjusted reporting limit.

MDL - Adjusted Method Detection Limit.

PQL - Practical Quantitation Limit.

RL - Reporting Limit - The lowest concentration value that meets project requirements for quantitative data with known precision and bias for a specific analyte in a specific matrix.

S - Surrogate

1,2-Diphenylhydrazine decomposes to and cannot be separated from Azobenzene using Method 8270. The result for each analyte is a combined concentration.

Consistent with EPA guidelines, unrounded data are displayed and have been used to calculate % recovery and RPD values.

LCS(D) - Laboratory Control Sample (Duplicate)

MS(D) - Matrix Spike (Duplicate)

DUP - Sample Duplicate

RPD - Relative Percent Difference

NC - Not Calculable.

SG - Silica Gel - Clean-Up

U - Indicates the compound was analyzed for, but not detected.

Acid preservation may not be appropriate for 2 Chloroethylvinyl ether.

A separate vial preserved to a pH of 4-5 is recommended in SW846 Chapter 4 for the analysis of Acrolein and Acrylonitrile by EPA Method 8260.

N-Nitrosodiphenylamine decomposes and cannot be separated from Diphenylamine using Method 8270. The result reported for each analyte is a combined concentration.

Pace Analytical is TNI accredited. Contact your Pace PM for the current list of accredited analytes.

TNI - The NELAC Institute.

ANALYTE QUALIFIERS

BC	The same analyte was detected in an associated blank at a concentration above 1/2 the reporting limit but below the laboratory reporting limit.
E	Analyte concentration exceeded the calibration range. The reported result is estimated.

This report shall not be reproduced, except in full,
without the written consent of Pace Analytical Services, LLC.

Pace Analytical Services, LLC
9800 Kincey Ave. Suite 100
Huntersville, NC 28078
(704)875-9092

QUALITY CONTROL DATA CROSS REFERENCE TABLE

Project: 2020-LI-2448 Incident
Pace Project No.: 92495927

Lab ID	Sample ID	QC Batch Method	QC Batch	Analytical Method	Analytical Batch
92495927001	**13822_HC_RD_20200916**	MADEPV	1545405	MADEP VPH	1545405
92495927001	**13822_HC_RD_20200916**	EPA 3010A	567317	EPA 6010D	567327
92495927001	**13822_HC_RD_20200916**	SM 6200B	567114		

This report shall not be reproduced, except in full,
without the written consent of Pace Analytical Services, LLC.

WO# : 92495927

92495927

CHAIN-OF-CUSTODY Analytical Request Document

Pace Analytical

Chain-of-Custody is a LEGAL DOCUMENT - Complete all relevent fields

LAB ... Number or

Company: Apex Companies, LLC	Billing Information:
Address:	
Report To: Andrew Street	Email To: Andrew.Street@apexcos.com
Copy To:	Site Collection Info/Address: 13822 Huntersville Concord Rd
Customer Project Name/Number: 2020-LI-2448 Incident	State: NC / County/City: Huntersville / Time Zone Collected: [ ] PT [ ] MT [ ] CT [X] ET
Phone: / Email:	Site/Facility ID #: / Compliance Monitoring? [ ] Yes [ ] No
Collected By (print): Thomas Fisher	Purchase Order #: / Quote #: / DW PWS ID #: / DW Location Code:
Collected By (signature):	Turnaround Date Required: ASAP / Immediately Packed on Ice: [X] Yes [ ] No
Sample Disposal: [ ] Dispose as appropriate [ ] Return [ ] Archive: ____ [ ] Hold: ____	Rush: [ ] Same Day [ ] Next Day [ ] 2 Day [ ] 3 Day [ ] 4 Day [ ] 5 Day (Expedite Charges Apply) / Field Filtered (if applicable): [ ] Yes [ ] No / Analysis: ____

Container Preservative Type ** | Lab Project Manager:

** Preservative Types: (1) nitric acid, (2) sulfuric acid, (3) hydrochloric acid, (4) sodium hydroxide, (5) zinc acetate, (6) methanol, (7) sodium bisulfate, (8) sodium thiosulfate, (9) hexane, (A) ascorbic acid, (B) ammonium sulfate, (C) ammonium hydroxide, (D) TSP, (U) Unpreserved, (O) Other ____

* Matrix Codes (Insert in Matrix box below): Drinking Water (DW), Ground Water (GW), Wastewater (WW), Product (P), Soil/Solid (SL), Oil (OL), Wipe (WP), Air (AR), Tissue (TS), Bioassay (B), Vapor (V), Other (OT)

Customer Sample ID	Matrix *	Comp / Grab	Collected (or Composite Start) Date	Collected (or Composite Start) Time	Composite End Date	Composite End Time	Res Cl	# of Ctns	Analyses: 3 3 1	VOCs SM 6200B	MADEP VPH	Lead	Lab Profile/Line:
13822_HC_RD_20200916	DW	G	9/16/20	1855				8		X	X	X	001

Lab Sample Receipt Checklist:

Custody Seals Present/Intact	Y	(N)	NA
Custody Signatures Present	(Y)	N	NA
Collector Signature Present	(Y)	N	NA
Bottles Intact	(Y)	N	NA
Correct Bottles	(Y)	N	NA
Sufficient Volume	(Y)	N	NA
Samples Received on Ice	(Y)	N	NA
VOA - Headspace Acceptable	(Y)	N	NA
USDA Regulated Soils	Y	N	(NA)
Samples in Holding Time	(Y)	N	NA
Residual Chlorine Present	Y	N	(NA)
Cl Strips: ____			
Sample pH Acceptable	(Y)	N	NA
pH Strips: ____			
Sulfide Present	Y	N	(NA)
Lead Acetate Strips: ____			

LAB USE ONLY:
Lab Sample # / Comments:
92495927

Customer Remarks / Special Conditions / Possible Hazards:

Type of Ice Used: (Wet) Blue Dry None

Packing Material Used: b. bags

Radchem sample(s) screened (<500 cpm): Y N (NA)

SHORT HOLDS PRESENT (<72 hours): Y (N) N/A

Lab Tracking #: 2539416

Samples received via: FEDEX UPS (Client) Courier Pace Courier

Lab Sample Temperature Info:
Temp Blank Received: Y (N) NA
Therm ID#: IR92T061
Cooler 1 Temp Upon Receipt: 3.3 oC
Cooler 1 Therm Corr. Factor: +0 oC
Cooler 1 Corrected Temp: 3.3 oC
Comments:

Relinquished by/Company: (Signature)	Date/Time:	Received by/Company: (Signature)	Date/Time:
Apex	9-17-20/0757	Apex	9-17-20/0757
Apex	9-17-20/0830	PACE	9-17-20 8:30

MTJL LAB USE ONLY
Table #:
Acctnum:
Template:
Prelogin:
PM:
PB:

Trip Blank Received: Y N NA
HCL MeOH TSP Other

Non Conformance(s): YES / NO

Page: ____ of: ____

*Check mark top half of box if pH and/or dechlorination is verified and within the acceptance range for preservation samples.

Exceptions: VOA, Coliform, TOC, Oil and Grease, DRO/8015 (water) DOC, LLHg

**Bottom half of box is to list number of bottle

Project # WO#: 92495927

PM: AMB Due Date: 09/18/20

CLIENT: 92-APEX MOOR

Item#	BP4U-125 mL Plastic Unpreserved (N/A) (Cl-)	BP3U-250 mL Plastic Unpreserved (N/A)	BP2U-500 mL Plastic Unpreserved (N/A)	BP1U-1 liter Plastic Unpreserved (N/A)	BP4S-125 mL Plastic H2SO4 (pH < 2) (Cl-)	BP3N-250 mL plastic HNO3 (pH < 2)	BP4Z-125 mL Plastic ZN Acetate & NaOH (>9)	BP4C-125 mL Plastic NaOH (pH > 12) (Cl-)	WGFU-Wide-mouthed Glass jar Unpreserved	AG1U-1 liter Amber Unpreserved (N/A) (Cl-)	AG1H-1 liter Amber HCl (pH < 2)	AG3U-250 mL Amber Unpreserved (N/A) (Cl-)	AG1S-1 liter Amber H2SO4 (pH < 2)	AG3S-250 mL Amber H2SO4 (pH < 2)	AG3A(DG3A)-250 mL Amber NH4Cl (N/A)(Cl-)	DG9H-40 mL VOA HCl (N/A)	VG9T-40 mL VOA Na2S2O3 (N/A)	VG9U-40 mL VOA Unp (N/A)	DG9P-40 mL VOA H3PO4 (N/A)	VOAK (5 vials per kit)-5035 kit (N/A)	V/GK (3 vials per kit)-VPH/Gas kit (N/A)	SP5T-125 mL Sterile Plastic (N/A – lab)	SP2T-250 mL Sterile Plastic (N/A – lab)		BP3A-250 mL Plastic (NH2)2SO4 (9.3-9.7)	AG0U-100 mL Amber Unpreserved vials (N/A)	VSGU-20 mL Scintillation vials (N/A)	DG9U-40 mL Amber Unpreserved vials (N/A)
1						1										7													
2																													
3																													
4																													
5																													
6																													
7																													
8																													
9																													
10																													
11																													
12																													

pH Adjustment Log for Preserved Samples

Sample ID	Type of Preservative	pH upon receipt	Date preservation adjusted	Time preservation adjusted	Amount of Preservative added	Lot #

Note: Whenever there is a discrepancy affecting North Carolina compliance samples, a copy of this form will be sent to the North Carolina DEHNR Certification Office (i.e. Out of hold, incorrect preservative, out of temp, incorrect containers.

Pace Analytical Services, LLC
9800 Kincey Ave. Suite 100
Huntersville, NC 28078
(704)875-9092

September 21, 2020

Andrew Street
Apex Companies - NC
5900 Northwoods Business Pkwy
Suite 5900-0
Charlotte, NC 28269

RE: Project: 2020-LI-2448 Incident
Pace Project No.: 92495928

Dear Andrew Street:

Enclosed are the analytical results for sample(s) received by the laboratory on September 17, 2020. The results relate only to the samples included in this report. Results reported herein conform to the applicable TNI/NELAC Standards and the laboratory's Quality Manual, where applicable, unless otherwise noted in the body of the report.

The test results provided in this final report were generated by each of the following laboratories within the Pace Network:

- Pace National - Mt. Juliet
- Pace Analytical Services - Asheville
- Pace Analytical Services - Charlotte

If you have any questions concerning this report, please feel free to contact me.

Sincerely,

Angela M. Baioni

Angela Baioni
angela.baioni@pacelabs.com
(704)875-9092
Project Manager

Enclosures

cc: J Culbreath, Colonial Pipeline Company
Robert Hughes, Colonial Pipeline
Margaret King, APEX Companies, LLC
Emily Little, Apex Companies
Jeff Morrison, Colonial Pipeline Company
Tom Naumann, APEX Companies - NC
Joe Nicolette, Montrose-EPS
Christopher Schultz, Apex Companies
Alex Testoff, Montrose-EPS
Michael Verdon, Colonial Pipeline Company
JM Wyatt, Colonial Pipeline Company

This report shall not be reproduced, except in full,
without the written consent of Pace Analytical Services, LLC.

Pace Analytical Services, LLC
9800 Kincey Ave. Suite 100
Huntersville, NC 28078
(704)875-9092

CERTIFICATIONS

Project: 2020-LI-2448 Incident
Pace Project No.: 92495928

Pace Analytical Services National

12065 Lebanon Road, Mt. Juliet, TN 37122
Alabama Certification #: 40660
Alaska Certification 17-026
Arizona Certification #: AZ0612
Arkansas Certification #: 88-0469
California Certification #: 2932
Canada Certification #: 1461.01
Colorado Certification #: TN00003
Connecticut Certification #: PH-0197
DOD Certification: #1461.01
EPA# TN00003
Florida Certification #: E87487
Georgia DW Certification #: 923
Georgia Certification: NELAP
Idaho Certification #: TN00003
Illinois Certification #: 200008
Indiana Certification #: C-TN-01
Iowa Certification #: 364
Kansas Certification #: E-10277
Kentucky UST Certification #: 16
Kentucky Certification #: 90010
Louisiana Certification #: AI30792
Louisiana DW Certification #: LA180010
Maine Certification #: TN0002
Maryland Certification #: 324
Massachusetts Certification #: M-TN003
Michigan Certification #: 9958
Minnesota Certification #: 047-999-395
Mississippi Certification #: TN00003
Missouri Certification #: 340
Montana Certification #: CERT0086
Nebraska Certification #: NE-OS-15-05
Nevada Certification #: TN-03-2002-34
New Hampshire Certification #: 2975
New Jersey Certification #: TN002
New Mexico DW Certification
New York Certification #: 11742
North Carolina Aquatic Toxicity Certification #: 41
North Carolina Drinking Water Certification #: 21704
North Carolina Environmental Certificate #: 375
North Dakota Certification #: R-140
Ohio VAP Certification #: CL0069
Oklahoma Certification #: 9915
Oregon Certification #: TN200002
Pennsylvania Certification #: 68-02979
Rhode Island Certification #: LAO00356
South Carolina Certification #: 84004
South Dakota Certification
Tennessee DW/Chem/Micro Certification #: 2006
Texas Certification #: T 104704245-17-14
Texas Mold Certification #: LAB0152
USDA Soil Permit #: P330-15-00234
Utah Certification #: TN00003
Virginia Certification #: VT2006
Vermont Dept. of Health: ID# VT-2006
Virginia Certification #: 460132
Washington Certification #: C847
West Virginia Certification #: 233
Wisconsin Certification #: 9980939910
Wyoming UST Certification #: via A2LA 2926.01
A2LA-ISO 17025 Certification #: 1461.01
A2LA-ISO 17025 Certification #: 1461.02
AIHA-LAP/LLC EMLAP Certification #:100789

Pace Analytical Services Charlotte

9800 Kincey Ave. Ste 100, Huntersville, NC 28078
Louisiana/NELAP Certification # LA170028
North Carolina Drinking Water Certification #: 37706
North Carolina Field Services Certification #: 5342
North Carolina Wastewater Certification #: 12
South Carolina Certification #: 99006001
Florida/NELAP Certification #: E87627
Kentucky UST Certification #: 84
Virginia/VELAP Certification #: 460221

Pace Analytical Services Asheville

2225 Riverside Drive, Asheville, NC 28804
Florida/NELAP Certification #: E87648
Massachusetts Certification #: M-NC030
North Carolina Drinking Water Certification #: 37712
North Carolina Wastewater Certification #: 40
South Carolina Certification #: 99030001
Virginia/VELAP Certification #: 460222

REPORT OF LABORATORY ANALYSIS

This report shall not be reproduced, except in full,
without the written consent of Pace Analytical Services, LLC.

Pace Analytical Services, LLC
9800 Kincey Ave. Suite 100
Huntersville, NC 28078
(704)875-9092

SAMPLE ANALYTE COUNT

Project: 2020-LI-2448 Incident
Pace Project No.: 92495928

Lab ID	Sample ID	Method	Analysts	Analytes Reported	Laboratory
92495928001	**13937_AC_RD_20200916**	MADEP VPH	ADM	6	PAN
		EPA 6010D	SH1	1	PASI-A
		SM 6200B	CL	63	PASI-C

PAN = Pace National - Mt. Juliet
PASI-A = Pace Analytical Services - Asheville
PASI-C = Pace Analytical Services - Charlotte

This report shall not be reproduced, except in full,
without the written consent of Pace Analytical Services, LLC.

Pace Analytical Services, LLC
9800 Kincey Ave. Suite 100
Huntersville, NC 28078
(704)875-9092

ANALYTICAL RESULTS

Project: 2020-LI-2448 Incident
Pace Project No.: 92495928

Sample: 13937_AC_RD_20200916 **Lab ID: 92495928001** Collected: 09/16/20 14:55 Received: 09/17/20 08:30 Matrix: Water

Parameters	Results	Units	Report Limit	DF	Prepared	Analyzed	CAS No.	Qual
MADEPV	Analytical Method: MADEP VPH Preparation Method: MADEPV Pace National - Mt. Juliet							
Aliphatic (C05-C08)	ND	ug/L	100	1	09/18/20 22:29	09/18/20 22:29		
Aliphatic (C09-C12)	ND	ug/L	100	1	09/18/20 22:29	09/18/20 22:29		
Aromatic (C09-C10),Unadjusted	ND	ug/L	100	1	09/18/20 22:29	09/18/20 22:29	TPHC9C10A	
Total VPH	ND	ug/L	100	1	09/18/20 22:29	09/18/20 22:29	VPH	
Surrogates								
2,5-Dibromotoluene (FID)	99.9	%	70.0-130	1	09/18/20 22:29	09/18/20 22:29	615-59-8FID	
2,5-Dibromotoluene (PID)	90.9	%	70.0-130	1	09/18/20 22:29	09/18/20 22:29	615-59-8PID	
6010 MET ICP	Analytical Method: EPA 6010D Preparation Method: EPA 3010A Pace Analytical Services - Asheville							
Lead	ND	ug/L	5.0	1	09/18/20 02:19	09/18/20 11:57	7439-92-1	BC
6200B MSV	Analytical Method: SM 6200B Pace Analytical Services - Charlotte							
Benzene	ND	ug/L	0.50	1		09/17/20 20:05	71-43-2	
Bromobenzene	ND	ug/L	0.50	1		09/17/20 20:05	108-86-1	
Bromochloromethane	ND	ug/L	0.50	1		09/17/20 20:05	74-97-5	
Bromodichloromethane	ND	ug/L	0.50	1		09/17/20 20:05	75-27-4	
Bromoform	ND	ug/L	0.50	1		09/17/20 20:05	75-25-2	
Bromomethane	ND	ug/L	5.0	1		09/17/20 20:05	74-83-9	
n-Butylbenzene	ND	ug/L	0.50	1		09/17/20 20:05	104-51-8	
sec-Butylbenzene	ND	ug/L	0.50	1		09/17/20 20:05	135-98-8	
tert-Butylbenzene	ND	ug/L	0.50	1		09/17/20 20:05	98-06-6	
Carbon tetrachloride	ND	ug/L	0.50	1		09/17/20 20:05	56-23-5	
Chlorobenzene	ND	ug/L	0.50	1		09/17/20 20:05	108-90-7	
Chloroethane	ND	ug/L	1.0	1		09/17/20 20:05	75-00-3	
Chloroform	ND	ug/L	0.50	1		09/17/20 20:05	67-66-3	
Chloromethane	ND	ug/L	1.0	1		09/17/20 20:05	74-87-3	
2-Chlorotoluene	ND	ug/L	0.50	1		09/17/20 20:05	95-49-8	
4-Chlorotoluene	ND	ug/L	0.50	1		09/17/20 20:05	106-43-4	
1,2-Dibromo-3-chloropropane	ND	ug/L	1.0	1		09/17/20 20:05	96-12-8	
Dibromochloromethane	ND	ug/L	0.50	1		09/17/20 20:05	124-48-1	
1,2-Dibromoethane (EDB)	ND	ug/L	0.50	1		09/17/20 20:05	106-93-4	
Dibromomethane	ND	ug/L	0.50	1		09/17/20 20:05	74-95-3	
1,2-Dichlorobenzene	ND	ug/L	0.50	1		09/17/20 20:05	95-50-1	
1,3-Dichlorobenzene	ND	ug/L	0.50	1		09/17/20 20:05	541-73-1	
1,4-Dichlorobenzene	ND	ug/L	0.50	1		09/17/20 20:05	106-46-7	
Dichlorodifluoromethane	ND	ug/L	0.50	1		09/17/20 20:05	75-71-8	
1,1-Dichloroethane	ND	ug/L	0.50	1		09/17/20 20:05	75-34-3	
1,2-Dichloroethane	ND	ug/L	0.50	1		09/17/20 20:05	107-06-2	
1,1-Dichloroethene	ND	ug/L	0.50	1		09/17/20 20:05	75-35-4	
cis-1,2-Dichloroethene	ND	ug/L	0.50	1		09/17/20 20:05	156-59-2	
trans-1,2-Dichloroethene	ND	ug/L	0.50	1		09/17/20 20:05	156-60-5	
1,2-Dichloropropane	ND	ug/L	0.50	1		09/17/20 20:05	78-87-5	
1,3-Dichloropropane	ND	ug/L	0.50	1		09/17/20 20:05	142-28-9	
2,2-Dichloropropane	ND	ug/L	0.50	1		09/17/20 20:05	594-20-7	

REPORT OF LABORATORY ANALYSIS

This report shall not be reproduced, except in full,
without the written consent of Pace Analytical Services, LLC.

Pace Analytical Services, LLC
9800 Kincey Ave. Suite 100
Huntersville, NC 28078
(704)875-9092

ANALYTICAL RESULTS

Project: 2020-LI-2448 Incident
Pace Project No.: 92495928

Sample: 13937_AC_RD_20200916 **Lab ID: 92495928001** Collected: 09/16/20 14:55 Received: 09/17/20 08:30 Matrix: Water

Parameters	Results	Units	Report Limit	DF	Prepared	Analyzed	CAS No.	Qual
6200B MSV	Analytical Method: SM 6200B Pace Analytical Services - Charlotte							
1,1-Dichloropropene	ND	ug/L	0.50	1		09/17/20 20:05	563-58-6	
cis-1,3-Dichloropropene	ND	ug/L	0.50	1		09/17/20 20:05	10061-01-5	
trans-1,3-Dichloropropene	ND	ug/L	0.50	1		09/17/20 20:05	10061-02-6	
Diisopropyl ether	ND	ug/L	0.50	1		09/17/20 20:05	108-20-3	
Ethylbenzene	ND	ug/L	0.50	1		09/17/20 20:05	100-41-4	
Hexachloro-1,3-butadiene	ND	ug/L	2.0	1		09/17/20 20:05	87-68-3	
Isopropylbenzene (Cumene)	ND	ug/L	0.50	1		09/17/20 20:05	98-82-8	
Methylene Chloride	ND	ug/L	2.0	1		09/17/20 20:05	75-09-2	
Methyl-tert-butyl ether	ND	ug/L	0.50	1		09/17/20 20:05	1634-04-4	
Naphthalene	ND	ug/L	2.0	1		09/17/20 20:05	91-20-3	
n-Propylbenzene	ND	ug/L	0.50	1		09/17/20 20:05	103-65-1	
Styrene	ND	ug/L	0.50	1		09/17/20 20:05	100-42-5	
1,1,1,2-Tetrachloroethane	ND	ug/L	0.50	1		09/17/20 20:05	630-20-6	
1,1,2,2-Tetrachloroethane	ND	ug/L	0.50	1		09/17/20 20:05	79-34-5	
Tetrachloroethene	ND	ug/L	0.50	1		09/17/20 20:05	127-18-4	
Toluene	ND	ug/L	0.50	1		09/17/20 20:05	108-88-3	
1,2,3-Trichlorobenzene	ND	ug/L	2.0	1		09/17/20 20:05	87-61-6	
1,2,4-Trichlorobenzene	ND	ug/L	2.0	1		09/17/20 20:05	120-82-1	
1,1,1-Trichloroethane	ND	ug/L	0.50	1		09/17/20 20:05	71-55-6	
1,1,2-Trichloroethane	ND	ug/L	0.50	1		09/17/20 20:05	79-00-5	
Trichloroethene	ND	ug/L	0.50	1		09/17/20 20:05	79-01-6	
Trichlorofluoromethane	ND	ug/L	1.0	1		09/17/20 20:05	75-69-4	
1,2,3-Trichloropropane	ND	ug/L	0.50	1		09/17/20 20:05	96-18-4	
1,2,4-Trimethylbenzene	ND	ug/L	0.50	1		09/17/20 20:05	95-63-6	
1,3,5-Trimethylbenzene	ND	ug/L	0.50	1		09/17/20 20:05	108-67-8	
Vinyl chloride	ND	ug/L	1.0	1		09/17/20 20:05	75-01-4	
m&p-Xylene	ND	ug/L	1.0	1		09/17/20 20:05	179601-23-1	
o-Xylene	ND	ug/L	0.50	1		09/17/20 20:05	95-47-6	
Surrogates								
1,2-Dichloroethane-d4 (S)	85	%	70-130	1		09/17/20 20:05	17060-07-0	
4-Bromofluorobenzene (S)	115	%	70-130	1		09/17/20 20:05	460-00-4	
Toluene-d8 (S)	105	%	70-130	1		09/17/20 20:05	2037-26-5	

REPORT OF LABORATORY ANALYSIS

This report shall not be reproduced, except in full,
without the written consent of Pace Analytical Services, LLC.

Pace Analytical Services, LLC
9800 Kincey Ave. Suite 100
Huntersville, NC 28078
(704)875-9092

QUALITY CONTROL DATA

Project: 2020-LI-2448 Incident
Pace Project No.: 92495928

QC Batch: 1545405
QC Batch Method: MADEPV
Analysis Method: MADEP VPH
Analysis Description: MADEPV
Laboratory: Pace National - Mt. Juliet

Associated Lab Samples: 92495928001

METHOD BLANK: R3572118-1 Matrix: Water
Associated Lab Samples: 92495928001

Parameter	Units	Blank Result	Reporting Limit	Analyzed	Qualifiers
Aliphatic (C05-C08)	ug/L	ND	100	09/18/20 09:46	
Aliphatic (C09-C12)	ug/L	ND	100	09/18/20 09:46	
Aromatic (C09-C10),Unadjusted	ug/L	ND	100	09/18/20 09:46	
Total VPH	ug/L	ND	100	09/18/20 09:46	
2,5-Dibromotoluene (FID)	%	96.8	70.0-130	09/18/20 09:46	
2,5-Dibromotoluene (PID)	%	85.1	70.0-130	09/18/20 09:46	

LABORATORY CONTROL SAMPLE & LCSD: R3572118-2 R3572118-3

Parameter	Units	Spike Conc.	LCS Result	LCSD Result	LCS % Rec	LCSD % Rec	% Rec Limits	RPD	Max RPD	Qualifiers
Aliphatic (C05-C08)	ug/L	1200	1190	1190	99.2	99.2	70.0-130	0.00	25	
Aliphatic (C09-C12)	ug/L	1400	1430	1470	102	105	70.0-130	2.76	25	
Aromatic (C09-C10),Unadjusted	ug/L	200	236	212	118	106	70.0-130	10.7	25	
Total VPH	ug/L	2800	2860	2870	102	103	70.0-130	0.349	25	
2,5-Dibromotoluene (FID)	%				105	101	70.0-130			
2,5-Dibromotoluene (PID)	%				94.7	92.9	70.0-130			

Results presented on this page are in the units indicated by the "Units" column except where an alternate unit is presented to the right of the result.

REPORT OF LABORATORY ANALYSIS

This report shall not be reproduced, except in full,
without the written consent of Pace Analytical Services, LLC.

Pace Analytical Services, LLC
9800 Kincey Ave. Suite 100
Huntersville, NC 28078
(704)875-9092

QUALITY CONTROL DATA

Project: 2020-LI-2448 Incident
Pace Project No.: 92495928

QC Batch: 567317
QC Batch Method: EPA 3010A
Analysis Method: EPA 6010D
Analysis Description: 6010 MET
Laboratory: Pace Analytical Services - Asheville

Associated Lab Samples: 92495928001

METHOD BLANK: 3006542 Matrix: Water
Associated Lab Samples: 92495928001

Parameter	Units	Blank Result	Reporting Limit	Analyzed	Qualifiers
Lead	ug/L	ND	5.0	09/18/20 11:34	BC

LABORATORY CONTROL SAMPLE: 3006543

Parameter	Units	Spike Conc.	LCS Result	LCS % Rec	% Rec Limits	Qualifiers
Lead	ug/L	500	490	98	80-120	

MATRIX SPIKE & MATRIX SPIKE DUPLICATE: 3006544 3006545

Parameter	Units	92495926001 Result	MS Spike Conc.	MSD Spike Conc.	MS Result	MSD Result	MS % Rec	MSD % Rec	% Rec Limits	RPD	Qual
Lead	ug/L	ND	500	500	529	532	106	106	75-125	1	

Results presented on this page are in the units indicated by the "Units" column except where an alternate unit is presented to the right of the result.

REPORT OF LABORATORY ANALYSIS

This report shall not be reproduced, except in full,
without the written consent of Pace Analytical Services, LLC.

Pace Analytical Services, LLC
9800 Kincey Ave. Suite 100
Huntersville, NC 28078
(704)875-9092

QUALITY CONTROL DATA

Project: 2020-LI-2448 Incident
Pace Project No.: 92495928

QC Batch: 566932
QC Batch Method: SM 6200B
Analysis Method: SM 6200B
Analysis Description: 6200B MSV
Laboratory: Pace Analytical Services - Charlotte

Associated Lab Samples: 92495928001

METHOD BLANK: 3004283 Matrix: Water
Associated Lab Samples: 92495928001

Parameter	Units	Blank Result	Reporting Limit	Analyzed	Qualifiers
1,1,1,2-Tetrachloroethane	ug/L	ND	0.50	09/17/20 17:22	
1,1,1-Trichloroethane	ug/L	ND	0.50	09/17/20 17:22	
1,1,2,2-Tetrachloroethane	ug/L	ND	0.50	09/17/20 17:22	
1,1,2-Trichloroethane	ug/L	ND	0.50	09/17/20 17:22	
1,1-Dichloroethane	ug/L	ND	0.50	09/17/20 17:22	
1,1-Dichloroethene	ug/L	ND	0.50	09/17/20 17:22	
1,1-Dichloropropene	ug/L	ND	0.50	09/17/20 17:22	
1,2,3-Trichlorobenzene	ug/L	ND	2.0	09/17/20 17:22	
1,2,3-Trichloropropane	ug/L	ND	0.50	09/17/20 17:22	
1,2,4-Trichlorobenzene	ug/L	ND	2.0	09/17/20 17:22	
1,2,4-Trimethylbenzene	ug/L	ND	0.50	09/17/20 17:22	
1,2-Dibromo-3-chloropropane	ug/L	ND	1.0	09/17/20 17:22	
1,2-Dibromoethane (EDB)	ug/L	ND	0.50	09/17/20 17:22	
1,2-Dichlorobenzene	ug/L	ND	0.50	09/17/20 17:22	
1,2-Dichloroethane	ug/L	ND	0.50	09/17/20 17:22	
1,2-Dichloropropane	ug/L	ND	0.50	09/17/20 17:22	
1,3,5-Trimethylbenzene	ug/L	ND	0.50	09/17/20 17:22	
1,3-Dichlorobenzene	ug/L	ND	0.50	09/17/20 17:22	
1,3-Dichloropropane	ug/L	ND	0.50	09/17/20 17:22	
1,4-Dichlorobenzene	ug/L	ND	0.50	09/17/20 17:22	
2,2-Dichloropropane	ug/L	ND	0.50	09/17/20 17:22	
2-Chlorotoluene	ug/L	ND	0.50	09/17/20 17:22	
4-Chlorotoluene	ug/L	ND	0.50	09/17/20 17:22	
Benzene	ug/L	ND	0.50	09/17/20 17:22	
Bromobenzene	ug/L	ND	0.50	09/17/20 17:22	
Bromochloromethane	ug/L	ND	0.50	09/17/20 17:22	
Bromodichloromethane	ug/L	ND	0.50	09/17/20 17:22	
Bromoform	ug/L	ND	0.50	09/17/20 17:22	
Bromomethane	ug/L	ND	5.0	09/17/20 17:22	
Carbon tetrachloride	ug/L	ND	0.50	09/17/20 17:22	
Chlorobenzene	ug/L	ND	0.50	09/17/20 17:22	
Chloroethane	ug/L	ND	1.0	09/17/20 17:22	
Chloroform	ug/L	ND	0.50	09/17/20 17:22	
Chloromethane	ug/L	ND	1.0	09/17/20 17:22	
cis-1,2-Dichloroethene	ug/L	ND	0.50	09/17/20 17:22	
cis-1,3-Dichloropropene	ug/L	ND	0.50	09/17/20 17:22	
Dibromochloromethane	ug/L	ND	0.50	09/17/20 17:22	
Dibromomethane	ug/L	ND	0.50	09/17/20 17:22	
Dichlorodifluoromethane	ug/L	ND	0.50	09/17/20 17:22	
Diisopropyl ether	ug/L	ND	0.50	09/17/20 17:22	

Results presented on this page are in the units indicated by the "Units" column except where an alternate unit is presented to the right of the result.

REPORT OF LABORATORY ANALYSIS

This report shall not be reproduced, except in full,
without the written consent of Pace Analytical Services, LLC.

Pace Analytical Services, LLC
9800 Kincey Ave. Suite 100
Huntersville, NC 28078
(704)875-9092

QUALITY CONTROL DATA

Project: 2020-LI-2448 Incident
Pace Project No.: 92495928

METHOD BLANK: 3004283 Matrix: Water
Associated Lab Samples: 92495928001

Parameter	Units	Blank Result	Reporting Limit	Analyzed	Qualifiers
Ethylbenzene	ug/L	ND	0.50	09/17/20 17:22	
Hexachloro-1,3-butadiene	ug/L	ND	2.0	09/17/20 17:22	
Isopropylbenzene (Cumene)	ug/L	ND	0.50	09/17/20 17:22	
m&p-Xylene	ug/L	ND	1.0	09/17/20 17:22	
Methyl-tert-butyl ether	ug/L	ND	0.50	09/17/20 17:22	
Methylene Chloride	ug/L	ND	2.0	09/17/20 17:22	
n-Butylbenzene	ug/L	ND	0.50	09/17/20 17:22	
n-Propylbenzene	ug/L	ND	0.50	09/17/20 17:22	
Naphthalene	ug/L	ND	2.0	09/17/20 17:22	
o-Xylene	ug/L	ND	0.50	09/17/20 17:22	
sec-Butylbenzene	ug/L	ND	0.50	09/17/20 17:22	
Styrene	ug/L	ND	0.50	09/17/20 17:22	
tert-Butylbenzene	ug/L	ND	0.50	09/17/20 17:22	
Tetrachloroethene	ug/L	ND	0.50	09/17/20 17:22	
Toluene	ug/L	ND	0.50	09/17/20 17:22	
trans-1,2-Dichloroethene	ug/L	ND	0.50	09/17/20 17:22	
trans-1,3-Dichloropropene	ug/L	ND	0.50	09/17/20 17:22	
Trichloroethene	ug/L	ND	0.50	09/17/20 17:22	
Trichlorofluoromethane	ug/L	ND	1.0	09/17/20 17:22	
Vinyl chloride	ug/L	ND	1.0	09/17/20 17:22	
1,2-Dichloroethane-d4 (S)	%	85	70-130	09/17/20 17:22	
4-Bromofluorobenzene (S)	%	100	70-130	09/17/20 17:22	
Toluene-d8 (S)	%	107	70-130	09/17/20 17:22	

LABORATORY CONTROL SAMPLE: 3004284

Parameter	Units	Spike Conc.	LCS Result	LCS % Rec	% Rec Limits	Qualifiers
1,1,1,2-Tetrachloroethane	ug/L	50	47.1	94	60-140	
1,1,1-Trichloroethane	ug/L	50	52.6	105	60-140	
1,1,2,2-Tetrachloroethane	ug/L	50	52.5	105	60-140	
1,1,2-Trichloroethane	ug/L	50	49.8	100	60-140	
1,1-Dichloroethane	ug/L	50	52.3	105	60-140	
1,1-Dichloroethene	ug/L	50	56.6	113	60-140	
1,1-Dichloropropene	ug/L	50	51.4	103	60-140	
1,2,3-Trichlorobenzene	ug/L	50	46.0	92	60-140	
1,2,3-Trichloropropane	ug/L	50	55.5	111	60-140	
1,2,4-Trichlorobenzene	ug/L	50	47.0	94	60-140	
1,2,4-Trimethylbenzene	ug/L	50	50.8	102	60-140	
1,2-Dibromo-3-chloropropane	ug/L	50	52.5	105	60-140	
1,2-Dibromoethane (EDB)	ug/L	50	59.3	119	60-140	
1,2-Dichlorobenzene	ug/L	50	50.6	101	60-140	
1,2-Dichloroethane	ug/L	50	50.8	102	60-140	
1,2-Dichloropropane	ug/L	50	53.9	108	60-140	
1,3,5-Trimethylbenzene	ug/L	50	56.0	112	60-140	

Results presented on this page are in the units indicated by the "Units" column except where an alternate unit is presented to the right of the result.

REPORT OF LABORATORY ANALYSIS

This report shall not be reproduced, except in full,
without the written consent of Pace Analytical Services, LLC.

Pace Analytical Services, LLC
9800 Kincey Ave. Suite 100
Huntersville, NC 28078
(704)875-9092

QUALITY CONTROL DATA

Project: 2020-LI-2448 Incident
Pace Project No.: 92495928

LABORATORY CONTROL SAMPLE: 3004284

Parameter	Units	Spike Conc.	LCS Result	LCS % Rec	% Rec Limits	Qualifiers
1,3-Dichlorobenzene	ug/L	50	49.6	99	60-140	
1,3-Dichloropropane	ug/L	50	55.9	112	60-140	
1,4-Dichlorobenzene	ug/L	50	50.1	100	60-140	
2,2-Dichloropropane	ug/L	50	50.4	101	60-140	
2-Chlorotoluene	ug/L	50	54.1	108	60-140	
4-Chlorotoluene	ug/L	50	49.9	100	60-140	
Benzene	ug/L	50	57.0	114	60-140	
Bromobenzene	ug/L	50	46.8	94	60-140	
Bromochloromethane	ug/L	50	52.7	105	60-140	
Bromodichloromethane	ug/L	50	46.2	92	60-140	
Bromoform	ug/L	50	53.7	107	60-140	
Bromomethane	ug/L	50	49.3	99	60-140	
Carbon tetrachloride	ug/L	50	51.3	103	60-140	
Chlorobenzene	ug/L	50	56.1	112	60-140	
Chloroethane	ug/L	50	53.3	107	60-140	
Chloroform	ug/L	50	53.6	107	60-140	
Chloromethane	ug/L	50	40.9	82	60-140	
cis-1,2-Dichloroethene	ug/L	50	53.1	106	60-140	
cis-1,3-Dichloropropene	ug/L	50	52.5	105	60-140	
Dibromochloromethane	ug/L	50	47.5	95	60-140	
Dibromomethane	ug/L	50	54.1	108	60-140	
Dichlorodifluoromethane	ug/L	50	32.8	66	60-140	
Diisopropyl ether	ug/L	50	53.6	107	60-140	
Ethylbenzene	ug/L	50	53.9	108	60-140	
Hexachloro-1,3-butadiene	ug/L	50	46.3	93	60-140	
Isopropylbenzene (Cumene)	ug/L	50	51.1	102	60-140	
m&p-Xylene	ug/L	100	99.5	99	60-140	
Methyl-tert-butyl ether	ug/L	50	46.3	93	60-140	
Methylene Chloride	ug/L	50	45.9	92	60-140	
n-Butylbenzene	ug/L	50	53.5	107	60-140	
n-Propylbenzene	ug/L	50	50.0	100	60-140	
Naphthalene	ug/L	50	46.0	92	60-140	
o-Xylene	ug/L	50	52.2	104	60-140	
sec-Butylbenzene	ug/L	50	50.4	101	60-140	
Styrene	ug/L	50	54.6	109	60-140	
tert-Butylbenzene	ug/L	50	44.3	89	60-140	
Tetrachloroethene	ug/L	50	54.5	109	60-140	
Toluene	ug/L	50	50.6	101	60-140	
trans-1,2-Dichloroethene	ug/L	50	54.4	109	60-140	
trans-1,3-Dichloropropene	ug/L	50	49.3	99	60-140	
Trichloroethene	ug/L	50	56.1	112	60-140	
Trichlorofluoromethane	ug/L	50	45.4	91	60-140	
Vinyl chloride	ug/L	50	47.1	94	60-140	
1,2-Dichloroethane-d4 (S)	%			95	70-130	
4-Bromofluorobenzene (S)	%			97	70-130	
Toluene-d8 (S)	%			96	70-130	

Results presented on this page are in the units indicated by the "Units" column except where an alternate unit is presented to the right of the result.

REPORT OF LABORATORY ANALYSIS

This report shall not be reproduced, except in full,
without the written consent of Pace Analytical Services, LLC.

Pace Analytical Services, LLC
9800 Kincey Ave. Suite 100
Huntersville, NC 28078
(704)875-9092

QUALITY CONTROL DATA

Project: 2020-LI-2448 Incident
Pace Project No.: 92495928

MATRIX SPIKE & MATRIX SPIKE DUPLICATE: 3004285 3004286

Parameter	Units	92495240002 Result	MS Spike Conc.	MSD Spike Conc.	MS Result	MSD Result	MS % Rec	MSD % Rec	% Rec Limits	RPD	Qual
1,1,1,2-Tetrachloroethane	ug/L	ND	2000	2000	1990	2010	99	101	60-140	1	
1,1,1-Trichloroethane	ug/L	ND	2000	2000	2370	2400	119	120	60-140	1	
1,1,2,2-Tetrachloroethane	ug/L	ND	2000	2000	2360	2190	118	110	60-140	8	
1,1,2-Trichloroethane	ug/L	ND	2000	2000	2550	1560	128	78	60-140	48	R1
1,1-Dichloroethane	ug/L	ND	2000	2000	1990	2090	100	104	60-140	5	
1,1-Dichloroethene	ug/L	ND	2000	2000	2810	2940	140	147	60-140	4	M1
1,1-Dichloropropene	ug/L	ND	2000	2000	2430	2180	121	109	60-140	11	
1,2,3-Trichlorobenzene	ug/L	ND	2000	2000	1710	2130	86	106	60-140	22	
1,2,3-Trichloropropane	ug/L	ND	2000	2000	2230	2140	112	107	60-140	4	
1,2,4-Trichlorobenzene	ug/L	ND	2000	2000	1720	2180	86	109	60-140	23	
1,2,4-Trimethylbenzene	ug/L	1040	2000	2000	3440	3350	120	116	60-140	3	
1,2-Dibromo-3-chloropropane	ug/L	ND	2000	2000	1950	2290	97	115	60-140	16	
1,2-Dibromoethane (EDB)	ug/L	ND	2000	2000	2300	2320	115	116	60-140	1	
1,2-Dichlorobenzene	ug/L	ND	2000	2000	2120	2280	106	114	60-140	7	
1,2-Dichloroethane	ug/L	ND	2000	2000	2020	2160	101	108	60-140	7	
1,2-Dichloropropane	ug/L	ND	2000	2000	2130	2240	106	112	60-140	5	
1,3,5-Trimethylbenzene	ug/L	232	2000	2000	2640	2550	121	116	60-140	3	
1,3-Dichlorobenzene	ug/L	ND	2000	2000	2250	2210	113	111	60-140	2	
1,3-Dichloropropane	ug/L	ND	2000	2000	2300	2370	115	118	60-140	3	
1,4-Dichlorobenzene	ug/L	ND	2000	2000	2200	2200	110	110	60-140	0	
2,2-Dichloropropane	ug/L	ND	2000	2000	2050	2110	103	106	60-140	3	
2-Chlorotoluene	ug/L	ND	2000	2000	2440	2300	122	115	60-140	6	
4-Chlorotoluene	ug/L	ND	2000	2000	2320	2180	116	109	60-140	6	
Benzene	ug/L	4010	2000	2000	7760	5530	187	76	60-140	34	M1,R1
Bromobenzene	ug/L	ND	2000	2000	2330	2150	116	107	60-140	8	
Bromochloromethane	ug/L	ND	2000	2000	2290	2230	115	111	60-140	3	
Bromodichloromethane	ug/L	ND	2000	2000	1860	1880	93	94	60-140	1	
Bromoform	ug/L	ND	2000	2000	2160	2200	108	110	60-140	2	
Bromomethane	ug/L	ND	2000	2000	1990	2390	100	119	60-140	18	
Carbon tetrachloride	ug/L	ND	2000	2000	2720	2090	136	105	60-140	26	
Chlorobenzene	ug/L	ND	2000	2000	2290	2230	115	112	60-140	3	
Chloroethane	ug/L	ND	2000	2000	2500	2630	125	131	60-140	5	
Chloroform	ug/L	ND	2000	2000	2590	2460	129	123	60-140	5	
Chloromethane	ug/L	ND	2000	2000	2070	1960	104	98	60-140	6	
cis-1,2-Dichloroethene	ug/L	ND	2000	2000	2220	2340	111	117	60-140	5	
cis-1,3-Dichloropropene	ug/L	ND	2000	2000	2110	1990	106	99	60-140	6	
Dibromochloromethane	ug/L	ND	2000	2000	1850	1900	92	95	60-140	3	
Dibromomethane	ug/L	ND	2000	2000	2230	2160	112	108	60-140	3	
Dichlorodifluoromethane	ug/L	ND	2000	2000	1440	1500	72	75	60-140	4	
Diisopropyl ether	ug/L	ND	2000	2000	1890	1890	94	95	60-140	0	
Ethylbenzene	ug/L	1670	2000	2000	4020	4020	117	117	60-140	0	
Hexachloro-1,3-butadiene	ug/L	ND	2000	2000	1810	2140	90	107	60-140	17	
Isopropylbenzene (Cumene)	ug/L	ND	2000	2000	2380	2360	117	116	60-140	1	
m&p-Xylene	ug/L	4930	4000	4000	9560	9660	116	118	60-140	1	
Methyl-tert-butyl ether	ug/L	ND	2000	2000	1700	1720	85	86	60-140	1	
Methylene Chloride	ug/L	ND	2000	2000	1700	1740	85	87	60-140	3	

Results presented on this page are in the units indicated by the "Units" column except where an alternate unit is presented to the right of the result.

REPORT OF LABORATORY ANALYSIS

This report shall not be reproduced, except in full,
without the written consent of Pace Analytical Services, LLC.

Pace Analytical Services, LLC
9800 Kincey Ave. Suite 100
Huntersville, NC 28078
(704)875-9092

QUALITY CONTROL DATA

Project: 2020-LI-2448 Incident
Pace Project No.: 92495928

MATRIX SPIKE & MATRIX SPIKE DUPLICATE: 3004285 3004286

Parameter	Units	92495240002 Result	MS Spike Conc.	MSD Spike Conc.	MS Result	MSD Result	MS % Rec	MSD % Rec	% Rec Limits	RPD	Qual
n-Butylbenzene	ug/L	ND	2000	2000	2360	2280	118	114	60-140	4	
n-Propylbenzene	ug/L	130	2000	2000	2580	2430	122	115	60-140	6	
Naphthalene	ug/L	536	2000	2000	2250	2710	86	109	60-140	19	
o-Xylene	ug/L	2080	2000	2000	4300	4330	111	112	60-140	1	
sec-Butylbenzene	ug/L	ND	2000	2000	2400	2310	120	116	60-140	3	
Styrene	ug/L	ND	2000	2000	2440	2360	122	118	60-140	3	
tert-Butylbenzene	ug/L	ND	2000	2000	2080	2030	104	101	60-140	3	
Tetrachloroethene	ug/L	ND	2000	2000	2160	2400	108	120	60-140	11	
Toluene	ug/L	12700	2000	2000	15100	13400	120	37	60-140	12	M1
trans-1,2-Dichloroethene	ug/L	ND	2000	2000	1960	2070	98	103	60-140	5	
trans-1,3-Dichloropropene	ug/L	ND	2000	2000	2440	1480	122	74	60-140	49	R1
Trichloroethene	ug/L	ND	2000	2000	2220	2210	111	111	60-140	0	
Trichlorofluoromethane	ug/L	ND	2000	2000	2160	2330	108	117	60-140	7	
Vinyl chloride	ug/L	ND	2000	2000	2310	2340	116	117	60-140	1	
1,2-Dichloroethane-d4 (S)	%						93	103	70-130		
4-Bromofluorobenzene (S)	%						101	100	70-130		
Toluene-d8 (S)	%						97	86	70-130		

Results presented on this page are in the units indicated by the "Units" column except where an alternate unit is presented to the right of the result.

REPORT OF LABORATORY ANALYSIS

This report shall not be reproduced, except in full,
without the written consent of Pace Analytical Services, LLC.

Pace Analytical Services, LLC
9800 Kincey Ave. Suite 100
Huntersville, NC 28078
(704)875-9092

QUALIFIERS

Project: 2020-LI-2448 Incident
Pace Project No.: 92495928

DEFINITIONS

DF - Dilution Factor, if reported, represents the factor applied to the reported data due to dilution of the sample aliquot.

ND - Not Detected at or above adjusted reporting limit.

TNTC - Too Numerous To Count

J - Estimated concentration above the adjusted method detection limit and below the adjusted reporting limit.

MDL - Adjusted Method Detection Limit.

PQL - Practical Quantitation Limit.

RL - Reporting Limit - The lowest concentration value that meets project requirements for quantitative data with known precision and bias for a specific analyte in a specific matrix.

S - Surrogate

1,2-Diphenylhydrazine decomposes to and cannot be separated from Azobenzene using Method 8270. The result for each analyte is a combined concentration.

Consistent with EPA guidelines, unrounded data are displayed and have been used to calculate % recovery and RPD values.

LCS(D) - Laboratory Control Sample (Duplicate)

MS(D) - Matrix Spike (Duplicate)

DUP - Sample Duplicate

RPD - Relative Percent Difference

NC - Not Calculable.

SG - Silica Gel - Clean-Up

U - Indicates the compound was analyzed for, but not detected.

Acid preservation may not be appropriate for 2 Chloroethylvinyl ether.

A separate vial preserved to a pH of 4-5 is recommended in SW846 Chapter 4 for the analysis of Acrolein and Acrylonitrile by EPA Method 8260.

N-Nitrosodiphenylamine decomposes and cannot be separated from Diphenylamine using Method 8270. The result reported for each analyte is a combined concentration.

Pace Analytical is TNI accredited. Contact your Pace PM for the current list of accredited analytes.

TNI - The NELAC Institute.

ANALYTE QUALIFIERS

BC	The same analyte was detected in an associated blank at a concentration above 1/2 the reporting limit but below the laboratory reporting limit.
M1	Matrix spike recovery exceeded QC limits. Batch accepted based on laboratory control sample (LCS) recovery.
R1	RPD value was outside control limits.

This report shall not be reproduced, except in full,
without the written consent of Pace Analytical Services, LLC.

Pace Analytical Services, LLC
9800 Kincey Ave. Suite 100
Huntersville, NC 28078
(704)875-9092

QUALITY CONTROL DATA CROSS REFERENCE TABLE

Project: 2020-LI-2448 Incident
Pace Project No.: 92495928

Lab ID	Sample ID	QC Batch Method	QC Batch	Analytical Method	Analytical Batch
92495928001	**13937_AC_RD_20200916**	MADEPV	1545405	MADEP VPH	1545405
92495928001	**13937_AC_RD_20200916**	EPA 3010A	567317	EPA 6010D	567327
92495928001	**13937_AC_RD_20200916**	SM 6200B	566932		

This report shall not be reproduced, except in full,
without the written consent of Pace Analytical Services, LLC.

CHAIN-OF-CUSTODY Analytical Request Document

Pace Analytical

Chain-of-Custody is a LEGAL DOCUMENT - Complete all relevent fields

LAB USE ... mber or

WO# : 92495928

92495928

Company: Apex Companies, LLC	Billing Information:
Address:	
Report To: Andrew.Street@apexcos.com	Email To: Andrew.Street@apexcos.com
Copy To:	Site Collection Info/Address: 13937 Asbury Chapel Rd
Customer Project Name/Number: 2020-LI-2448 Incident	State: NC / County/City: Huntersville Time Zone Collected: [ ] PT [ ] MT [ ] CT [X] ET
Phone: / Email:	Site/Facility ID #:
Collected By (print): Thomas Fisher	Purchase Order #: / Quote #:
Collected By (signature):	Turnaround Date Required: ASAP
Sample Disposal: [ ] Dispose as appropriate [ ] Return [ ] Archive: ____ [ ] Hold: ____	Rush: [ ] Same Day [ ] Next Day [ ] 2 Day [ ] 3 Day [ ] 4 Day [ ] 5 Day (Expedite Charges Apply)

Compliance Monitoring? [ ] Yes [ ] No

DW PWS ID #: / DW Location Code:

Immediately Packed on Ice: [X] Yes [ ] No

Field Filtered (if applicable): [ ] Yes [ ] No

Analysis: ____

Container ... / Lab Project Manager:

3 3 1

** Preservative Types: (1) nitric acid, (2) sulfuric acid, (3) hydrochloric acid, (4) sodium hydroxide, (5) zinc acetate, (6) methanol, (7) sodium bisulfate, (8) sodium thiosulfate, (9) hexane, (A) ascorbic acid, (B) ammonium sulfate, (C) ammonium hydroxide, (D) TSP, (U) Unpreserved, (O) Other ____

* Matrix Codes (Insert in Matrix box below): Drinking Water (DW), Ground Water (GW), Wastewater (WW), Product (P), Soil/Solid (SL), Oil (OL), Wipe (WP), Air (AR), Tissue (TS), Bioassay (B), Vapor (V), Other (OT)

Customer Sample ID	Matrix *	Comp / Grab	Collected (or Composite Start) Date	Collected (or Composite Start) Time	Composite End Date	Composite End Time	Res Cl	# of Ctns	Analyses: VOCs SM 6200B	MADEP VPH	Lead	Lab Profile/Line: Lab Sample # / Comments:
												92495928
13937_AC_RD_20200916	DW	G	9/16/20	1455				9	X	X	X	001

Lab Sample Receipt Checklist:

Custody Seals Present/Intact	Y (N) NA
Custody Signatures Present	(Y) N NA
Collector Signature Present	(Y) N NA
Bottles Intact	(Y) N NA
Correct Bottles	(Y) N NA
Sufficient Volume	(Y) N NA
Samples Received on Ice	(Y) N NA
VOA - Headspace Acceptable	(Y) N NA
USDA Regulated Soils	Y N (NA)
Samples in Holding Time	(Y) N NA
Residual Chlorine Present	Y N (NA)
Cl Strips: ____	
Sample pH Acceptable	(Y) N NA
pH Strips: ____	
Sulfide Present	Y N (NA)
Lead Acetate Strips: ____	

LAB USE ONLY:

Customer Remarks / Special Conditions / Possible Hazards:

Type of Ice Used: (Wet) Blue Dry None

Packing Material Used: b. bags

Radchem sample(s) screened (<500 cpm): Y N (NA)

SHORT HOLDS PRESENT (<72 hours): Y (N) N/A

Lab Tracking #: 2539422

Samples received via: FEDEX UPS (Client) Courier Pace Courier

Lab Sample Temperature Info:

Temp Blank Received: Y (N) NA

Therm ID#: IR9T06I

Cooler 1 Temp Upon Receipt: 3.3 oC

Cooler 1 Therm Corr. Factor: +0 oC

Cooler 1 Corrected Temp: 3.3 oC

Comments:

Relinquished by/Company: (Signature)	Date/Time:	Received by/Company: (Signature)	Date/Time:
Thomas Fisher / Apex	9-17-20/0753	[signature] / Apex	9-17-20/0753
[signature] / Apex	9-17-20/0830	AMM PACE	9-17-20 8:30

MTJL LAB USE ONLY

Table #:

Acctnum:

Template:

Prelogin:

PM:

PB:

Trip Blank Received: Y (N) NA

HCL MeOH TSP Other

Non Conformance(s): YES / NO

Page: ____ of: ____

*Check mark top half of box if pH and/or dechlorination is verified and within the acceptance range for preservation samples.

Exceptions: VOA, Coliform, TOC, Oil and Grease, DRO/8015 (water) DOC, LLHg

**Bottom half of box is to list number of bottle

Project: **WO#: 92495928**

PM: AMB Due Date: 09/18/20

CLIENT: 92-APEX MOOR

Item#	BP4U-125 mL Plastic Unpreserved (N/A) (Cl-)	BP3U-250 mL Plastic Unpreserved (N/A)	BP2U-500 mL Plastic Unpreserved (N/A)	BP1U-1 liter Plastic Unpreserved (N/A)	BP4S-125 mL Plastic H2SO4 (pH < 2) (Cl-)	BP3N-250 mL plastic HNO3 (pH < 2)	BP4Z-125 mL Plastic ZN Acetate & NaOH (>9)	BP4C-125 mL Plastic NaOH (pH > 12) (Cl-)	WGFU-Wide-mouthed Glass jar Unpreserved	AG1U-1 liter Amber Unpreserved (N/A) (Cl-)	AG1H-1 liter Amber HCl (pH < 2)	AG3U-250 mL Amber Unpreserved (N/A) (Cl-)	AG1S-1 liter Amber H2SO4 (pH < 2)	AG3S-250 mL Amber H2SO4 (pH < 2)	AG3A(DG3A)-250 mL Amber NH4Cl (N/A)(Cl-)	DG9H-40 mL VOA HCl (N/A)	VG9T-40 mL VOA Na2S2O3 (N/A)	VG9U-40 mL VOA Unp (N/A)	DG9P-40 mL VOA H3PO4 (N/A)	VOAK (6 vials per kit)-5035 kit (N/A)	V/GK (3 vials per kit)-VPH/Gas kit (N/A)	SP5T-125 mL Sterile Plastic (N/A – lab)	SP2T-250 mL Sterile Plastic (N/A – lab)		BP3A-250 mL Plastic (NH2)2SO4 (9.3-9.7)	AG0U-100 mL Amber Unpreserved vials (N/A)	VSGU-20 mL Scintillation vials (N/A)	DG9U-40 mL Amber Unpreserved vials (N/A)
1						1										7													
2																													
3																													
4																													
5																													
6																													
7																													
8																													
9																													
10																													
11																													
12																													

pH Adjustment Log for Preserved Samples

Sample ID	Type of Preservative	pH upon receipt	Date preservation adjusted	Time preservation adjusted	Amount of Preservative added	Lot #

Note: Whenever there is a discrepancy affecting North Carolina compliance samples, a copy of this form will be sent to the North Carolina DEHNR Certification Office (i.e. Out of hold, incorrect preservative, out of temp, incorrect containers.

Pace Analytical Services, LLC
9800 Kincey Ave. Suite 100
Huntersville, NC 28078
(704)875-9092

September 21, 2020

Andrew Street
Apex Companies - NC
5900 Northwoods Business Pkwy
Suite 5900-0
Charlotte, NC 28269

RE: Project: 2020-L1-2448 Incident
Pace Project No.: 92495930

Dear Andrew Street:

Enclosed are the analytical results for sample(s) received by the laboratory on September 17, 2020. The results relate only to the samples included in this report. Results reported herein conform to the applicable TNI/NELAC Standards and the laboratory's Quality Manual, where applicable, unless otherwise noted in the body of the report.

The test results provided in this final report were generated by each of the following laboratories within the Pace Network:

- Pace National - Mt. Juliet
- Pace Analytical Services - Asheville
- Pace Analytical Services - Charlotte

If you have any questions concerning this report, please feel free to contact me.

Sincerely,

Angela M. Baioni

Angela Baioni
angela.baioni@pacelabs.com
(704)875-9092
Project Manager

Enclosures

cc: J Culbreath, Colonial Pipeline Company
Robert Hughes, Colonial Pipeline
Margaret King, APEX Companies, LLC
Emily Little, Apex Companies
Jeff Morrison, Colonial Pipeline Company
Tom Naumann, APEX Companies - NC
Joe Nicolette, Montrose-EPS
Christopher Schultz, Apex Companies
Alex Testoff, Montrose-EPS
Michael Verdon, Colonial Pipeline Company
JM Wyatt, Colonial Pipeline Company

This report shall not be reproduced, except in full,
without the written consent of Pace Analytical Services, LLC.

Pace Analytical Services, LLC
9800 Kincey Ave. Suite 100
Huntersville, NC 28078
(704)875-9092

CERTIFICATIONS

Project: 2020-L1-2448 Incident
Pace Project No.: 92495930

Pace Analytical Services National

12065 Lebanon Road, Mt. Juliet, TN 37122
Alabama Certification #: 40660
Alaska Certification 17-026
Arizona Certification #: AZ0612
Arkansas Certification #: 88-0469
California Certification #: 2932
Canada Certification #: 1461.01
Colorado Certification #: TN00003
Connecticut Certification #: PH-0197
DOD Certification: #1461.01
EPA# TN00003
Florida Certification #: E87487
Georgia DW Certification #: 923
Georgia Certification: NELAP
Idaho Certification #: TN00003
Illinois Certification #: 200008
Indiana Certification #: C-TN-01
Iowa Certification #: 364
Kansas Certification #: E-10277
Kentucky UST Certification #: 16
Kentucky Certification #: 90010
Louisiana Certification #: AI30792
Louisiana DW Certification #: LA180010
Maine Certification #: TN0002
Maryland Certification #: 324
Massachusetts Certification #: M-TN003
Michigan Certification #: 9958
Minnesota Certification #: 047-999-395
Mississippi Certification #: TN00003
Missouri Certification #: 340
Montana Certification #: CERT0086
Nebraska Certification #: NE-OS-15-05
Nevada Certification #: TN-03-2002-34
New Hampshire Certification #: 2975
New Jersey Certification #: TN002
New Mexico DW Certification
New York Certification #: 11742
North Carolina Aquatic Toxicity Certification #: 41
North Carolina Drinking Water Certification #: 21704
North Carolina Environmental Certificate #: 375
North Dakota Certification #: R-140
Ohio VAP Certification #: CL0069
Oklahoma Certification #: 9915
Oregon Certification #: TN200002
Pennsylvania Certification #: 68-02979
Rhode Island Certification #: LAO00356
South Carolina Certification #: 84004
South Dakota Certification
Tennessee DW/Chem/Micro Certification #: 2006
Texas Certification #: T 104704245-17-14
Texas Mold Certification #: LAB0152
USDA Soil Permit #: P330-15-00234
Utah Certification #: TN00003
Virginia Certification #: VT2006
Vermont Dept. of Health: ID# VT-2006
Virginia Certification #: 460132
Washington Certification #: C847
West Virginia Certification #: 233
Wisconsin Certification #: 9980939910
Wyoming UST Certification #: via A2LA 2926.01
A2LA-ISO 17025 Certification #: 1461.01
A2LA-ISO 17025 Certification #: 1461.02
AIHA-LAP/LLC EMLAP Certification #:100789

Pace Analytical Services Charlotte

9800 Kincey Ave. Ste 100, Huntersville, NC 28078
Louisiana/NELAP Certification # LA170028
North Carolina Drinking Water Certification #: 37706
North Carolina Field Services Certification #: 5342
North Carolina Wastewater Certification #: 12
South Carolina Certification #: 99006001
Florida/NELAP Certification #: E87627
Kentucky UST Certification #: 84
Virginia/VELAP Certification #: 460221

Pace Analytical Services Asheville

2225 Riverside Drive, Asheville, NC 28804
Florida/NELAP Certification #: E87648
Massachusetts Certification #: M-NC030
North Carolina Drinking Water Certification #: 37712
North Carolina Wastewater Certification #: 40
South Carolina Certification #: 99030001
Virginia/VELAP Certification #: 460222

REPORT OF LABORATORY ANALYSIS

This report shall not be reproduced, except in full,
without the written consent of Pace Analytical Services, LLC.

Pace Analytical Services, LLC
9800 Kincey Ave. Suite 100
Huntersville, NC 28078
(704)875-9092

SAMPLE ANALYTE COUNT

Project: 2020-L1-2448 Incident
Pace Project No.: 92495930

Lab ID	Sample ID	Method	Analysts	Analytes Reported	Laboratory
92495930001	**Field_Duplicate 09-16-2020**	MADEP VPH	ADM	6	PAN
		EPA 6010D	SH1	1	PASI-A
		SM 6200B	CL	63	PASI-C
92495930002	**Field_Blank 09-16-2020**	MADEP VPH	ADM	6	PAN
		EPA 6010D	SH1	1	PASI-A
		SM 6200B	CL	63	PASI-C
92495930003	**Trip_Blank**	SM 6200B	CL	63	PASI-C

PAN = Pace National - Mt. Juliet
PASI-A = Pace Analytical Services - Asheville
PASI-C = Pace Analytical Services - Charlotte

This report shall not be reproduced, except in full,
without the written consent of Pace Analytical Services, LLC.

Pace Analytical Services, LLC
9800 Kincey Ave. Suite 100
Huntersville, NC 28078
(704)875-9092

ANALYTICAL RESULTS

Project: 2020-L1-2448 Incident
Pace Project No.: 92495930

Sample: Field_Duplicate 09-16-2020 **Lab ID: 92495930001** Collected: 09/16/20 00:00 Received: 09/17/20 08:30 Matrix: Water

Parameters	Results	Units	Report Limit	DF	Prepared	Analyzed	CAS No.	Qual
MADEPV	Analytical Method: MADEP VPH Preparation Method: MADEPV Pace National - Mt. Juliet							
Aliphatic (C05-C08)	ND	ug/L	100	1	09/19/20 01:10	09/19/20 01:10		
Aliphatic (C09-C12)	ND	ug/L	100	1	09/19/20 01:10	09/19/20 01:10		
Aromatic (C09-C10),Unadjusted	ND	ug/L	100	1	09/19/20 01:10	09/19/20 01:10	TPHC9C10A	
Total VPH	ND	ug/L	100	1	09/19/20 01:10	09/19/20 01:10	VPH	
Surrogates								
2,5-Dibromotoluene (FID)	101	%	70.0-130	1	09/19/20 01:10	09/19/20 01:10	615-59-8FID	
2,5-Dibromotoluene (PID)	88.7	%	70.0-130	1	09/19/20 01:10	09/19/20 01:10	615-59-8PID	
6010 MET ICP	Analytical Method: EPA 6010D Preparation Method: EPA 3010A Pace Analytical Services - Asheville							
Lead	ND	ug/L	5.0	1	09/18/20 02:19	09/18/20 12:01	7439-92-1	BC
6200B MSV	Analytical Method: SM 6200B Pace Analytical Services - Charlotte							
Benzene	ND	ug/L	0.50	1		09/17/20 21:17	71-43-2	
Bromobenzene	ND	ug/L	0.50	1		09/17/20 21:17	108-86-1	
Bromochloromethane	ND	ug/L	0.50	1		09/17/20 21:17	74-97-5	
Bromodichloromethane	ND	ug/L	0.50	1		09/17/20 21:17	75-27-4	
Bromoform	ND	ug/L	0.50	1		09/17/20 21:17	75-25-2	
Bromomethane	ND	ug/L	5.0	1		09/17/20 21:17	74-83-9	
n-Butylbenzene	ND	ug/L	0.50	1		09/17/20 21:17	104-51-8	
sec-Butylbenzene	ND	ug/L	0.50	1		09/17/20 21:17	135-98-8	
tert-Butylbenzene	ND	ug/L	0.50	1		09/17/20 21:17	98-06-6	
Carbon tetrachloride	ND	ug/L	0.50	1		09/17/20 21:17	56-23-5	
Chlorobenzene	ND	ug/L	0.50	1		09/17/20 21:17	108-90-7	
Chloroethane	ND	ug/L	1.0	1		09/17/20 21:17	75-00-3	
Chloroform	**10.1**	ug/L	0.50	1		09/17/20 21:17	67-66-3	
Chloromethane	ND	ug/L	1.0	1		09/17/20 21:17	74-87-3	
2-Chlorotoluene	ND	ug/L	0.50	1		09/17/20 21:17	95-49-8	
4-Chlorotoluene	ND	ug/L	0.50	1		09/17/20 21:17	106-43-4	
1,2-Dibromo-3-chloropropane	ND	ug/L	1.0	1		09/17/20 21:17	96-12-8	
Dibromochloromethane	ND	ug/L	0.50	1		09/17/20 21:17	124-48-1	
1,2-Dibromoethane (EDB)	ND	ug/L	0.50	1		09/17/20 21:17	106-93-4	
Dibromomethane	ND	ug/L	0.50	1		09/17/20 21:17	74-95-3	
1,2-Dichlorobenzene	ND	ug/L	0.50	1		09/17/20 21:17	95-50-1	
1,3-Dichlorobenzene	ND	ug/L	0.50	1		09/17/20 21:17	541-73-1	
1,4-Dichlorobenzene	ND	ug/L	0.50	1		09/17/20 21:17	106-46-7	
Dichlorodifluoromethane	ND	ug/L	0.50	1		09/17/20 21:17	75-71-8	
1,1-Dichloroethane	ND	ug/L	0.50	1		09/17/20 21:17	75-34-3	
1,2-Dichloroethane	ND	ug/L	0.50	1		09/17/20 21:17	107-06-2	
1,1-Dichloroethene	ND	ug/L	0.50	1		09/17/20 21:17	75-35-4	
cis-1,2-Dichloroethene	ND	ug/L	0.50	1		09/17/20 21:17	156-59-2	
trans-1,2-Dichloroethene	ND	ug/L	0.50	1		09/17/20 21:17	156-60-5	
1,2-Dichloropropane	ND	ug/L	0.50	1		09/17/20 21:17	78-87-5	
1,3-Dichloropropane	ND	ug/L	0.50	1		09/17/20 21:17	142-28-9	
2,2-Dichloropropane	ND	ug/L	0.50	1		09/17/20 21:17	594-20-7	

REPORT OF LABORATORY ANALYSIS

This report shall not be reproduced, except in full,
without the written consent of Pace Analytical Services, LLC.

Pace Analytical Services, LLC
9800 Kincey Ave. Suite 100
Huntersville, NC 28078
(704)875-9092

ANALYTICAL RESULTS

Project: 2020-L1-2448 Incident
Pace Project No.: 92495930

Sample: Field_Duplicate 09-16-2020 **Lab ID: 92495930001** Collected: 09/16/20 00:00 Received: 09/17/20 08:30 Matrix: Water

Parameters	Results	Units	Report Limit	DF	Prepared	Analyzed	CAS No.	Qual
6200B MSV	Analytical Method: SM 6200B Pace Analytical Services - Charlotte							
1,1-Dichloropropene	ND	ug/L	0.50	1		09/17/20 21:17	563-58-6	
cis-1,3-Dichloropropene	ND	ug/L	0.50	1		09/17/20 21:17	10061-01-5	
trans-1,3-Dichloropropene	ND	ug/L	0.50	1		09/17/20 21:17	10061-02-6	
Diisopropyl ether	ND	ug/L	0.50	1		09/17/20 21:17	108-20-3	
Ethylbenzene	ND	ug/L	0.50	1		09/17/20 21:17	100-41-4	
Hexachloro-1,3-butadiene	ND	ug/L	2.0	1		09/17/20 21:17	87-68-3	
Isopropylbenzene (Cumene)	ND	ug/L	0.50	1		09/17/20 21:17	98-82-8	
Methylene Chloride	ND	ug/L	2.0	1		09/17/20 21:17	75-09-2	
Methyl-tert-butyl ether	ND	ug/L	0.50	1		09/17/20 21:17	1634-04-4	
Naphthalene	ND	ug/L	2.0	1		09/17/20 21:17	91-20-3	
n-Propylbenzene	ND	ug/L	0.50	1		09/17/20 21:17	103-65-1	
Styrene	ND	ug/L	0.50	1		09/17/20 21:17	100-42-5	
1,1,1,2-Tetrachloroethane	ND	ug/L	0.50	1		09/17/20 21:17	630-20-6	
1,1,2,2-Tetrachloroethane	ND	ug/L	0.50	1		09/17/20 21:17	79-34-5	
Tetrachloroethene	ND	ug/L	0.50	1		09/17/20 21:17	127-18-4	
Toluene	ND	ug/L	0.50	1		09/17/20 21:17	108-88-3	
1,2,3-Trichlorobenzene	ND	ug/L	2.0	1		09/17/20 21:17	87-61-6	
1,2,4-Trichlorobenzene	ND	ug/L	2.0	1		09/17/20 21:17	120-82-1	
1,1,1-Trichloroethane	ND	ug/L	0.50	1		09/17/20 21:17	71-55-6	
1,1,2-Trichloroethane	ND	ug/L	0.50	1		09/17/20 21:17	79-00-5	
Trichloroethene	ND	ug/L	0.50	1		09/17/20 21:17	79-01-6	
Trichlorofluoromethane	ND	ug/L	1.0	1		09/17/20 21:17	75-69-4	
1,2,3-Trichloropropane	ND	ug/L	0.50	1		09/17/20 21:17	96-18-4	
1,2,4-Trimethylbenzene	ND	ug/L	0.50	1		09/17/20 21:17	95-63-6	
1,3,5-Trimethylbenzene	ND	ug/L	0.50	1		09/17/20 21:17	108-67-8	
Vinyl chloride	ND	ug/L	1.0	1		09/17/20 21:17	75-01-4	
m&p-Xylene	ND	ug/L	1.0	1		09/17/20 21:17	179601-23-1	
o-Xylene	ND	ug/L	0.50	1		09/17/20 21:17	95-47-6	
Surrogates								
1,2-Dichloroethane-d4 (S)	89	%	70-130	1		09/17/20 21:17	17060-07-0	
4-Bromofluorobenzene (S)	98	%	70-130	1		09/17/20 21:17	460-00-4	
Toluene-d8 (S)	104	%	70-130	1		09/17/20 21:17	2037-26-5	

REPORT OF LABORATORY ANALYSIS

This report shall not be reproduced, except in full,
without the written consent of Pace Analytical Services, LLC.

Pace Analytical Services, LLC
9800 Kincey Ave. Suite 100
Huntersville, NC 28078
(704)875-9092

ANALYTICAL RESULTS

Project: 2020-L1-2448 Incident
Pace Project No.: 92495930

Sample: Field_Blank 09-16-2020 **Lab ID: 92495930002** Collected: 09/16/20 11:40 Received: 09/17/20 08:30 Matrix: Water

Parameters	Results	Units	Report Limit	DF	Prepared	Analyzed	CAS No.	Qual
MADEPV	Analytical Method: MADEP VPH Preparation Method: MADEPV Pace National - Mt. Juliet							
Aliphatic (C05-C08)	ND	ug/L	100	1	09/18/20 13:15	09/18/20 13:15		
Aliphatic (C09-C12)	ND	ug/L	100	1	09/18/20 13:15	09/18/20 13:15		
Aromatic (C09-C10),Unadjusted	ND	ug/L	100	1	09/18/20 13:15	09/18/20 13:15	TPHC9C10A	
Total VPH	ND	ug/L	100	1	09/18/20 13:15	09/18/20 13:15	VPH	
Surrogates								
2,5-Dibromotoluene (FID)	96.9	%	70.0-130	1	09/18/20 13:15	09/18/20 13:15	615-59-8FID	
2,5-Dibromotoluene (PID)	91.4	%	70.0-130	1	09/18/20 13:15	09/18/20 13:15	615-59-8PID	
6010 MET ICP	Analytical Method: EPA 6010D Preparation Method: EPA 3010A Pace Analytical Services - Asheville							
Lead	ND	ug/L	5.0	1	09/18/20 02:19	09/18/20 12:18	7439-92-1	BC
6200B MSV	Analytical Method: SM 6200B Pace Analytical Services - Charlotte							
Benzene	ND	ug/L	0.50	1		09/18/20 11:51	71-43-2	
Bromobenzene	ND	ug/L	0.50	1		09/18/20 11:51	108-86-1	
Bromochloromethane	ND	ug/L	0.50	1		09/18/20 11:51	74-97-5	
Bromodichloromethane	ND	ug/L	0.50	1		09/18/20 11:51	75-27-4	
Bromoform	ND	ug/L	0.50	1		09/18/20 11:51	75-25-2	
Bromomethane	ND	ug/L	5.0	1		09/18/20 11:51	74-83-9	
n-Butylbenzene	ND	ug/L	0.50	1		09/18/20 11:51	104-51-8	
sec-Butylbenzene	ND	ug/L	0.50	1		09/18/20 11:51	135-98-8	
tert-Butylbenzene	ND	ug/L	0.50	1		09/18/20 11:51	98-06-6	
Carbon tetrachloride	ND	ug/L	0.50	1		09/18/20 11:51	56-23-5	
Chlorobenzene	ND	ug/L	0.50	1		09/18/20 11:51	108-90-7	
Chloroethane	ND	ug/L	1.0	1		09/18/20 11:51	75-00-3	
Chloroform	ND	ug/L	0.50	1		09/18/20 11:51	67-66-3	
Chloromethane	ND	ug/L	1.0	1		09/18/20 11:51	74-87-3	
2-Chlorotoluene	ND	ug/L	0.50	1		09/18/20 11:51	95-49-8	
4-Chlorotoluene	ND	ug/L	0.50	1		09/18/20 11:51	106-43-4	
1,2-Dibromo-3-chloropropane	ND	ug/L	1.0	1		09/18/20 11:51	96-12-8	
Dibromochloromethane	ND	ug/L	0.50	1		09/18/20 11:51	124-48-1	
1,2-Dibromoethane (EDB)	ND	ug/L	0.50	1		09/18/20 11:51	106-93-4	
Dibromomethane	ND	ug/L	0.50	1		09/18/20 11:51	74-95-3	
1,2-Dichlorobenzene	ND	ug/L	0.50	1		09/18/20 11:51	95-50-1	
1,3-Dichlorobenzene	ND	ug/L	0.50	1		09/18/20 11:51	541-73-1	
1,4-Dichlorobenzene	ND	ug/L	0.50	1		09/18/20 11:51	106-46-7	
Dichlorodifluoromethane	ND	ug/L	0.50	1		09/18/20 11:51	75-71-8	
1,1-Dichloroethane	ND	ug/L	0.50	1		09/18/20 11:51	75-34-3	
1,2-Dichloroethane	ND	ug/L	0.50	1		09/18/20 11:51	107-06-2	
1,1-Dichloroethene	ND	ug/L	0.50	1		09/18/20 11:51	75-35-4	
cis-1,2-Dichloroethene	ND	ug/L	0.50	1		09/18/20 11:51	156-59-2	
trans-1,2-Dichloroethene	ND	ug/L	0.50	1		09/18/20 11:51	156-60-5	
1,2-Dichloropropane	ND	ug/L	0.50	1		09/18/20 11:51	78-87-5	
1,3-Dichloropropane	ND	ug/L	0.50	1		09/18/20 11:51	142-28-9	
2,2-Dichloropropane	ND	ug/L	0.50	1		09/18/20 11:51	594-20-7	

REPORT OF LABORATORY ANALYSIS

This report shall not be reproduced, except in full,
without the written consent of Pace Analytical Services, LLC.

Pace Analytical Services, LLC
9800 Kincey Ave. Suite 100
Huntersville, NC 28078
(704)875-9092

ANALYTICAL RESULTS

Project: 2020-L1-2448 Incident
Pace Project No.: 92495930

Sample: Field_Blank 09-16-2020 **Lab ID: 92495930002** Collected: 09/16/20 11:40 Received: 09/17/20 08:30 Matrix: Water

Parameters	Results	Units	Report Limit	DF	Prepared	Analyzed	CAS No.	Qual
6200B MSV	Analytical Method: SM 6200B Pace Analytical Services - Charlotte							
1,1-Dichloropropene	ND	ug/L	0.50	1		09/18/20 11:51	563-58-6	
cis-1,3-Dichloropropene	ND	ug/L	0.50	1		09/18/20 11:51	10061-01-5	
trans-1,3-Dichloropropene	ND	ug/L	0.50	1		09/18/20 11:51	10061-02-6	
Diisopropyl ether	ND	ug/L	0.50	1		09/18/20 11:51	108-20-3	
Ethylbenzene	ND	ug/L	0.50	1		09/18/20 11:51	100-41-4	
Hexachloro-1,3-butadiene	ND	ug/L	2.0	1		09/18/20 11:51	87-68-3	
Isopropylbenzene (Cumene)	ND	ug/L	0.50	1		09/18/20 11:51	98-82-8	
Methylene Chloride	**2.9**	ug/L	2.0	1		09/18/20 11:51	75-09-2	C0
Methyl-tert-butyl ether	ND	ug/L	0.50	1		09/18/20 11:51	1634-04-4	
Naphthalene	ND	ug/L	2.0	1		09/18/20 11:51	91-20-3	
n-Propylbenzene	ND	ug/L	0.50	1		09/18/20 11:51	103-65-1	
Styrene	ND	ug/L	0.50	1		09/18/20 11:51	100-42-5	
1,1,1,2-Tetrachloroethane	ND	ug/L	0.50	1		09/18/20 11:51	630-20-6	
1,1,2,2-Tetrachloroethane	ND	ug/L	0.50	1		09/18/20 11:51	79-34-5	
Tetrachloroethene	ND	ug/L	0.50	1		09/18/20 11:51	127-18-4	
Toluene	ND	ug/L	0.50	1		09/18/20 11:51	108-88-3	
1,2,3-Trichlorobenzene	ND	ug/L	2.0	1		09/18/20 11:51	87-61-6	
1,2,4-Trichlorobenzene	ND	ug/L	2.0	1		09/18/20 11:51	120-82-1	
1,1,1-Trichloroethane	ND	ug/L	0.50	1		09/18/20 11:51	71-55-6	
1,1,2-Trichloroethane	ND	ug/L	0.50	1		09/18/20 11:51	79-00-5	
Trichloroethene	ND	ug/L	0.50	1		09/18/20 11:51	79-01-6	
Trichlorofluoromethane	ND	ug/L	1.0	1		09/18/20 11:51	75-69-4	
1,2,3-Trichloropropane	ND	ug/L	0.50	1		09/18/20 11:51	96-18-4	
1,2,4-Trimethylbenzene	ND	ug/L	0.50	1		09/18/20 11:51	95-63-6	
1,3,5-Trimethylbenzene	ND	ug/L	0.50	1		09/18/20 11:51	108-67-8	
Vinyl chloride	ND	ug/L	1.0	1		09/18/20 11:51	75-01-4	
m&p-Xylene	ND	ug/L	1.0	1		09/18/20 11:51	179601-23-1	
o-Xylene	ND	ug/L	0.50	1		09/18/20 11:51	95-47-6	
Surrogates								
1,2-Dichloroethane-d4 (S)	88	%	70-130	1		09/18/20 11:51	17060-07-0	
4-Bromofluorobenzene (S)	95	%	70-130	1		09/18/20 11:51	460-00-4	
Toluene-d8 (S)	100	%	70-130	1		09/18/20 11:51	2037-26-5	

REPORT OF LABORATORY ANALYSIS

This report shall not be reproduced, except in full,
without the written consent of Pace Analytical Services, LLC.

Pace Analytical Services, LLC
9800 Kincey Ave. Suite 100
Huntersville, NC 28078
(704)875-9092

ANALYTICAL RESULTS

Project: 2020-L1-2448 Incident
Pace Project No.: 92495930

Sample: Trip_Blank **Lab ID: 92495930003** Collected: 09/16/20 00:00 Received: 09/17/20 08:30 Matrix: Water

Parameters	Results	Units	Report Limit	DF	Prepared	Analyzed	CAS No.	Qual
6200B MSV	Analytical Method: SM 6200B Pace Analytical Services - Charlotte							
Benzene	ND	ug/L	0.50	1		09/17/20 17:40	71-43-2	
Bromobenzene	ND	ug/L	0.50	1		09/17/20 17:40	108-86-1	
Bromochloromethane	ND	ug/L	0.50	1		09/17/20 17:40	74-97-5	
Bromodichloromethane	ND	ug/L	0.50	1		09/17/20 17:40	75-27-4	
Bromoform	ND	ug/L	0.50	1		09/17/20 17:40	75-25-2	
Bromomethane	ND	ug/L	5.0	1		09/17/20 17:40	74-83-9	
n-Butylbenzene	ND	ug/L	0.50	1		09/17/20 17:40	104-51-8	
sec-Butylbenzene	ND	ug/L	0.50	1		09/17/20 17:40	135-98-8	
tert-Butylbenzene	ND	ug/L	0.50	1		09/17/20 17:40	98-06-6	
Carbon tetrachloride	ND	ug/L	0.50	1		09/17/20 17:40	56-23-5	
Chlorobenzene	ND	ug/L	0.50	1		09/17/20 17:40	108-90-7	
Chloroethane	ND	ug/L	1.0	1		09/17/20 17:40	75-00-3	
Chloroform	ND	ug/L	0.50	1		09/17/20 17:40	67-66-3	
Chloromethane	ND	ug/L	1.0	1		09/17/20 17:40	74-87-3	
2-Chlorotoluene	ND	ug/L	0.50	1		09/17/20 17:40	95-49-8	
4-Chlorotoluene	ND	ug/L	0.50	1		09/17/20 17:40	106-43-4	
1,2-Dibromo-3-chloropropane	ND	ug/L	1.0	1		09/17/20 17:40	96-12-8	
Dibromochloromethane	ND	ug/L	0.50	1		09/17/20 17:40	124-48-1	
1,2-Dibromoethane (EDB)	ND	ug/L	0.50	1		09/17/20 17:40	106-93-4	
Dibromomethane	ND	ug/L	0.50	1		09/17/20 17:40	74-95-3	
1,2-Dichlorobenzene	ND	ug/L	0.50	1		09/17/20 17:40	95-50-1	
1,3-Dichlorobenzene	ND	ug/L	0.50	1		09/17/20 17:40	541-73-1	
1,4-Dichlorobenzene	ND	ug/L	0.50	1		09/17/20 17:40	106-46-7	
Dichlorodifluoromethane	ND	ug/L	0.50	1		09/17/20 17:40	75-71-8	
1,1-Dichloroethane	ND	ug/L	0.50	1		09/17/20 17:40	75-34-3	
1,2-Dichloroethane	ND	ug/L	0.50	1		09/17/20 17:40	107-06-2	
1,1-Dichloroethene	ND	ug/L	0.50	1		09/17/20 17:40	75-35-4	
cis-1,2-Dichloroethene	ND	ug/L	0.50	1		09/17/20 17:40	156-59-2	
trans-1,2-Dichloroethene	ND	ug/L	0.50	1		09/17/20 17:40	156-60-5	
1,2-Dichloropropane	ND	ug/L	0.50	1		09/17/20 17:40	78-87-5	
1,3-Dichloropropane	ND	ug/L	0.50	1		09/17/20 17:40	142-28-9	
2,2-Dichloropropane	ND	ug/L	0.50	1		09/17/20 17:40	594-20-7	
1,1-Dichloropropene	ND	ug/L	0.50	1		09/17/20 17:40	563-58-6	
cis-1,3-Dichloropropene	ND	ug/L	0.50	1		09/17/20 17:40	10061-01-5	
trans-1,3-Dichloropropene	ND	ug/L	0.50	1		09/17/20 17:40	10061-02-6	
Diisopropyl ether	ND	ug/L	0.50	1		09/17/20 17:40	108-20-3	
Ethylbenzene	ND	ug/L	0.50	1		09/17/20 17:40	100-41-4	
Hexachloro-1,3-butadiene	ND	ug/L	2.0	1		09/17/20 17:40	87-68-3	
Isopropylbenzene (Cumene)	ND	ug/L	0.50	1		09/17/20 17:40	98-82-8	
Methylene Chloride	ND	ug/L	2.0	1		09/17/20 17:40	75-09-2	
Methyl-tert-butyl ether	ND	ug/L	0.50	1		09/17/20 17:40	1634-04-4	
Naphthalene	ND	ug/L	2.0	1		09/17/20 17:40	91-20-3	
n-Propylbenzene	ND	ug/L	0.50	1		09/17/20 17:40	103-65-1	
Styrene	ND	ug/L	0.50	1		09/17/20 17:40	100-42-5	
1,1,1,2-Tetrachloroethane	ND	ug/L	0.50	1		09/17/20 17:40	630-20-6	
1,1,2,2-Tetrachloroethane	ND	ug/L	0.50	1		09/17/20 17:40	79-34-5	

REPORT OF LABORATORY ANALYSIS

This report shall not be reproduced, except in full,
without the written consent of Pace Analytical Services, LLC.

Pace Analytical Services, LLC
9800 Kincey Ave. Suite 100
Huntersville, NC 28078
(704)875-9092

ANALYTICAL RESULTS

Project: 2020-L1-2448 Incident
Pace Project No.: 92495930

Sample: Trip_Blank **Lab ID: 92495930003** Collected: 09/16/20 00:00 Received: 09/17/20 08:30 Matrix: Water

Parameters	Results	Units	Report Limit	DF	Prepared	Analyzed	CAS No.	Qual
6200B MSV	Analytical Method: SM 6200B Pace Analytical Services - Charlotte							
Tetrachloroethene	ND	ug/L	0.50	1		09/17/20 17:40	127-18-4	
Toluene	ND	ug/L	0.50	1		09/17/20 17:40	108-88-3	
1,2,3-Trichlorobenzene	ND	ug/L	2.0	1		09/17/20 17:40	87-61-6	
1,2,4-Trichlorobenzene	ND	ug/L	2.0	1		09/17/20 17:40	120-82-1	
1,1,1-Trichloroethane	ND	ug/L	0.50	1		09/17/20 17:40	71-55-6	
1,1,2-Trichloroethane	ND	ug/L	0.50	1		09/17/20 17:40	79-00-5	
Trichloroethene	ND	ug/L	0.50	1		09/17/20 17:40	79-01-6	
Trichlorofluoromethane	ND	ug/L	1.0	1		09/17/20 17:40	75-69-4	
1,2,3-Trichloropropane	ND	ug/L	0.50	1		09/17/20 17:40	96-18-4	
1,2,4-Trimethylbenzene	ND	ug/L	0.50	1		09/17/20 17:40	95-63-6	
1,3,5-Trimethylbenzene	ND	ug/L	0.50	1		09/17/20 17:40	108-67-8	
Vinyl chloride	ND	ug/L	1.0	1		09/17/20 17:40	75-01-4	
m&p-Xylene	ND	ug/L	1.0	1		09/17/20 17:40	179601-23-1	
o-Xylene	ND	ug/L	0.50	1		09/17/20 17:40	95-47-6	
Surrogates								
1,2-Dichloroethane-d4 (S)	87	%	70-130	1		09/17/20 17:40	17060-07-0	
4-Bromofluorobenzene (S)	127	%	70-130	1		09/17/20 17:40	460-00-4	
Toluene-d8 (S)	98	%	70-130	1		09/17/20 17:40	2037-26-5	

REPORT OF LABORATORY ANALYSIS

This report shall not be reproduced, except in full,
without the written consent of Pace Analytical Services, LLC.

Pace Analytical Services, LLC
9800 Kincey Ave. Suite 100
Huntersville, NC 28078
(704)875-9092

QUALITY CONTROL DATA

Project: 2020-L1-2448 Incident
Pace Project No.: 92495930

QC Batch: 1545405
QC Batch Method: MADEPV
Analysis Method: MADEP VPH
Analysis Description: MADEPV
Laboratory: Pace National - Mt. Juliet
Associated Lab Samples: 92495930001, 92495930002

METHOD BLANK: R3572118-1 Matrix: Water
Associated Lab Samples: 92495930001, 92495930002

Parameter	Units	Blank Result	Reporting Limit	Analyzed	Qualifiers
Aliphatic (C05-C08)	ug/L	ND	100	09/18/20 09:46	
Aliphatic (C09-C12)	ug/L	ND	100	09/18/20 09:46	
Aromatic (C09-C10),Unadjusted	ug/L	ND	100	09/18/20 09:46	
Total VPH	ug/L	ND	100	09/18/20 09:46	
2,5-Dibromotoluene (FID)	%	96.8	70.0-130	09/18/20 09:46	
2,5-Dibromotoluene (PID)	%	85.1	70.0-130	09/18/20 09:46	

LABORATORY CONTROL SAMPLE & LCSD: R3572118-2 R3572118-3

Parameter	Units	Spike Conc.	LCS Result	LCSD Result	LCS % Rec	LCSD % Rec	% Rec Limits	RPD	Max RPD	Qualifiers
Aliphatic (C05-C08)	ug/L	1200	1190	1190	99.2	99.2	70.0-130	0.00	25	
Aliphatic (C09-C12)	ug/L	1400	1430	1470	102	105	70.0-130	2.76	25	
Aromatic (C09-C10),Unadjusted	ug/L	200	236	212	118	106	70.0-130	10.7	25	
Total VPH	ug/L	2800	2860	2870	102	103	70.0-130	0.349	25	
2,5-Dibromotoluene (FID)	%				105	101	70.0-130			
2,5-Dibromotoluene (PID)	%				94.7	92.9	70.0-130			

Results presented on this page are in the units indicated by the "Units" column except where an alternate unit is presented to the right of the result.

REPORT OF LABORATORY ANALYSIS

This report shall not be reproduced, except in full,
without the written consent of Pace Analytical Services, LLC.

Pace Analytical Services, LLC
9800 Kincey Ave. Suite 100
Huntersville, NC 28078
(704)875-9092

QUALITY CONTROL DATA

Project: 2020-L1-2448 Incident
Pace Project No.: 92495930

QC Batch: 567317
QC Batch Method: EPA 3010A
Analysis Method: EPA 6010D
Analysis Description: 6010 MET
Laboratory: Pace Analytical Services - Asheville
Associated Lab Samples: 92495930001, 92495930002

METHOD BLANK: 3006542 Matrix: Water
Associated Lab Samples: 92495930001, 92495930002

Parameter	Units	Blank Result	Reporting Limit	Analyzed	Qualifiers
Lead	ug/L	ND	5.0	09/18/20 11:34	BC

LABORATORY CONTROL SAMPLE: 3006543

Parameter	Units	Spike Conc.	LCS Result	LCS % Rec	% Rec Limits	Qualifiers
Lead	ug/L	500	490	98	80-120	

MATRIX SPIKE & MATRIX SPIKE DUPLICATE: 3006544 3006545

Parameter	Units	92495926001 Result	MS Spike Conc.	MSD Spike Conc.	MS Result	MSD Result	MS % Rec	MSD % Rec	% Rec Limits	RPD	Qual
Lead	ug/L	ND	500	500	529	532	106	106	75-125	1	

Results presented on this page are in the units indicated by the "Units" column except where an alternate unit is presented to the right of the result.

REPORT OF LABORATORY ANALYSIS

This report shall not be reproduced, except in full,
without the written consent of Pace Analytical Services, LLC.

Pace Analytical Services, LLC
9800 Kincey Ave. Suite 100
Huntersville, NC 28078
(704)875-9092

QUALITY CONTROL DATA

Project: 2020-L1-2448 Incident
Pace Project No.: 92495930

QC Batch: 566932
QC Batch Method: SM 6200B
Analysis Method: SM 6200B
Analysis Description: 6200B MSV
Laboratory: Pace Analytical Services - Charlotte
Associated Lab Samples: 92495930001, 92495930003

METHOD BLANK: 3004283 Matrix: Water
Associated Lab Samples: 92495930001, 92495930003

Parameter	Units	Blank Result	Reporting Limit	Analyzed	Qualifiers
1,1,1,2-Tetrachloroethane	ug/L	ND	0.50	09/17/20 17:22	
1,1,1-Trichloroethane	ug/L	ND	0.50	09/17/20 17:22	
1,1,2,2-Tetrachloroethane	ug/L	ND	0.50	09/17/20 17:22	
1,1,2-Trichloroethane	ug/L	ND	0.50	09/17/20 17:22	
1,1-Dichloroethane	ug/L	ND	0.50	09/17/20 17:22	
1,1-Dichloroethene	ug/L	ND	0.50	09/17/20 17:22	
1,1-Dichloropropene	ug/L	ND	0.50	09/17/20 17:22	
1,2,3-Trichlorobenzene	ug/L	ND	2.0	09/17/20 17:22	
1,2,3-Trichloropropane	ug/L	ND	0.50	09/17/20 17:22	
1,2,4-Trichlorobenzene	ug/L	ND	2.0	09/17/20 17:22	
1,2,4-Trimethylbenzene	ug/L	ND	0.50	09/17/20 17:22	
1,2-Dibromo-3-chloropropane	ug/L	ND	1.0	09/17/20 17:22	
1,2-Dibromoethane (EDB)	ug/L	ND	0.50	09/17/20 17:22	
1,2-Dichlorobenzene	ug/L	ND	0.50	09/17/20 17:22	
1,2-Dichloroethane	ug/L	ND	0.50	09/17/20 17:22	
1,2-Dichloropropane	ug/L	ND	0.50	09/17/20 17:22	
1,3,5-Trimethylbenzene	ug/L	ND	0.50	09/17/20 17:22	
1,3-Dichlorobenzene	ug/L	ND	0.50	09/17/20 17:22	
1,3-Dichloropropane	ug/L	ND	0.50	09/17/20 17:22	
1,4-Dichlorobenzene	ug/L	ND	0.50	09/17/20 17:22	
2,2-Dichloropropane	ug/L	ND	0.50	09/17/20 17:22	
2-Chlorotoluene	ug/L	ND	0.50	09/17/20 17:22	
4-Chlorotoluene	ug/L	ND	0.50	09/17/20 17:22	
Benzene	ug/L	ND	0.50	09/17/20 17:22	
Bromobenzene	ug/L	ND	0.50	09/17/20 17:22	
Bromochloromethane	ug/L	ND	0.50	09/17/20 17:22	
Bromodichloromethane	ug/L	ND	0.50	09/17/20 17:22	
Bromoform	ug/L	ND	0.50	09/17/20 17:22	
Bromomethane	ug/L	ND	5.0	09/17/20 17:22	
Carbon tetrachloride	ug/L	ND	0.50	09/17/20 17:22	
Chlorobenzene	ug/L	ND	0.50	09/17/20 17:22	
Chloroethane	ug/L	ND	1.0	09/17/20 17:22	
Chloroform	ug/L	ND	0.50	09/17/20 17:22	
Chloromethane	ug/L	ND	1.0	09/17/20 17:22	
cis-1,2-Dichloroethene	ug/L	ND	0.50	09/17/20 17:22	
cis-1,3-Dichloropropene	ug/L	ND	0.50	09/17/20 17:22	
Dibromochloromethane	ug/L	ND	0.50	09/17/20 17:22	
Dibromomethane	ug/L	ND	0.50	09/17/20 17:22	
Dichlorodifluoromethane	ug/L	ND	0.50	09/17/20 17:22	
Diisopropyl ether	ug/L	ND	0.50	09/17/20 17:22	

Results presented on this page are in the units indicated by the "Units" column except where an alternate unit is presented to the right of the result.

REPORT OF LABORATORY ANALYSIS

This report shall not be reproduced, except in full,
without the written consent of Pace Analytical Services, LLC.

Pace Analytical Services, LLC
9800 Kincey Ave. Suite 100
Huntersville, NC 28078
(704)875-9092

QUALITY CONTROL DATA

Project: 2020-L1-2448 Incident
Pace Project No.: 92495930

METHOD BLANK: 3004283 Matrix: Water
Associated Lab Samples: 92495930001, 92495930003

Parameter	Units	Blank Result	Reporting Limit	Analyzed	Qualifiers
Ethylbenzene	ug/L	ND	0.50	09/17/20 17:22	
Hexachloro-1,3-butadiene	ug/L	ND	2.0	09/17/20 17:22	
Isopropylbenzene (Cumene)	ug/L	ND	0.50	09/17/20 17:22	
m&p-Xylene	ug/L	ND	1.0	09/17/20 17:22	
Methyl-tert-butyl ether	ug/L	ND	0.50	09/17/20 17:22	
Methylene Chloride	ug/L	ND	2.0	09/17/20 17:22	
n-Butylbenzene	ug/L	ND	0.50	09/17/20 17:22	
n-Propylbenzene	ug/L	ND	0.50	09/17/20 17:22	
Naphthalene	ug/L	ND	2.0	09/17/20 17:22	
o-Xylene	ug/L	ND	0.50	09/17/20 17:22	
sec-Butylbenzene	ug/L	ND	0.50	09/17/20 17:22	
Styrene	ug/L	ND	0.50	09/17/20 17:22	
tert-Butylbenzene	ug/L	ND	0.50	09/17/20 17:22	
Tetrachloroethene	ug/L	ND	0.50	09/17/20 17:22	
Toluene	ug/L	ND	0.50	09/17/20 17:22	
trans-1,2-Dichloroethene	ug/L	ND	0.50	09/17/20 17:22	
trans-1,3-Dichloropropene	ug/L	ND	0.50	09/17/20 17:22	
Trichloroethene	ug/L	ND	0.50	09/17/20 17:22	
Trichlorofluoromethane	ug/L	ND	1.0	09/17/20 17:22	
Vinyl chloride	ug/L	ND	1.0	09/17/20 17:22	
1,2-Dichloroethane-d4 (S)	%	85	70-130	09/17/20 17:22	
4-Bromofluorobenzene (S)	%	100	70-130	09/17/20 17:22	
Toluene-d8 (S)	%	107	70-130	09/17/20 17:22	

LABORATORY CONTROL SAMPLE: 3004284

Parameter	Units	Spike Conc.	LCS Result	LCS % Rec	% Rec Limits	Qualifiers
1,1,1,2-Tetrachloroethane	ug/L	50	47.1	94	60-140	
1,1,1-Trichloroethane	ug/L	50	52.6	105	60-140	
1,1,2,2-Tetrachloroethane	ug/L	50	52.5	105	60-140	
1,1,2-Trichloroethane	ug/L	50	49.8	100	60-140	
1,1-Dichloroethane	ug/L	50	52.3	105	60-140	
1,1-Dichloroethene	ug/L	50	56.6	113	60-140	
1,1-Dichloropropene	ug/L	50	51.4	103	60-140	
1,2,3-Trichlorobenzene	ug/L	50	46.0	92	60-140	
1,2,3-Trichloropropane	ug/L	50	55.5	111	60-140	
1,2,4-Trichlorobenzene	ug/L	50	47.0	94	60-140	
1,2,4-Trimethylbenzene	ug/L	50	50.8	102	60-140	
1,2-Dibromo-3-chloropropane	ug/L	50	52.5	105	60-140	
1,2-Dibromoethane (EDB)	ug/L	50	59.3	119	60-140	
1,2-Dichlorobenzene	ug/L	50	50.6	101	60-140	
1,2-Dichloroethane	ug/L	50	50.8	102	60-140	
1,2-Dichloropropane	ug/L	50	53.9	108	60-140	
1,3,5-Trimethylbenzene	ug/L	50	56.0	112	60-140	

Results presented on this page are in the units indicated by the "Units" column except where an alternate unit is presented to the right of the result.

REPORT OF LABORATORY ANALYSIS

This report shall not be reproduced, except in full,
without the written consent of Pace Analytical Services, LLC.

Pace Analytical Services, LLC
9800 Kincey Ave. Suite 100
Huntersville, NC 28078
(704)875-9092

QUALITY CONTROL DATA

Project: 2020-L1-2448 Incident
Pace Project No.: 92495930

LABORATORY CONTROL SAMPLE: 3004284

Parameter	Units	Spike Conc.	LCS Result	LCS % Rec	% Rec Limits	Qualifiers
1,3-Dichlorobenzene	ug/L	50	49.6	99	60-140	
1,3-Dichloropropane	ug/L	50	55.9	112	60-140	
1,4-Dichlorobenzene	ug/L	50	50.1	100	60-140	
2,2-Dichloropropane	ug/L	50	50.4	101	60-140	
2-Chlorotoluene	ug/L	50	54.1	108	60-140	
4-Chlorotoluene	ug/L	50	49.9	100	60-140	
Benzene	ug/L	50	57.0	114	60-140	
Bromobenzene	ug/L	50	46.8	94	60-140	
Bromochloromethane	ug/L	50	52.7	105	60-140	
Bromodichloromethane	ug/L	50	46.2	92	60-140	
Bromoform	ug/L	50	53.7	107	60-140	
Bromomethane	ug/L	50	49.3	99	60-140	
Carbon tetrachloride	ug/L	50	51.3	103	60-140	
Chlorobenzene	ug/L	50	56.1	112	60-140	
Chloroethane	ug/L	50	53.3	107	60-140	
Chloroform	ug/L	50	53.6	107	60-140	
Chloromethane	ug/L	50	40.9	82	60-140	
cis-1,2-Dichloroethene	ug/L	50	53.1	106	60-140	
cis-1,3-Dichloropropene	ug/L	50	52.5	105	60-140	
Dibromochloromethane	ug/L	50	47.5	95	60-140	
Dibromomethane	ug/L	50	54.1	108	60-140	
Dichlorodifluoromethane	ug/L	50	32.8	66	60-140	
Diisopropyl ether	ug/L	50	53.6	107	60-140	
Ethylbenzene	ug/L	50	53.9	108	60-140	
Hexachloro-1,3-butadiene	ug/L	50	46.3	93	60-140	
Isopropylbenzene (Cumene)	ug/L	50	51.1	102	60-140	
m&p-Xylene	ug/L	100	99.5	99	60-140	
Methyl-tert-butyl ether	ug/L	50	46.3	93	60-140	
Methylene Chloride	ug/L	50	45.9	92	60-140	
n-Butylbenzene	ug/L	50	53.5	107	60-140	
n-Propylbenzene	ug/L	50	50.0	100	60-140	
Naphthalene	ug/L	50	46.0	92	60-140	
o-Xylene	ug/L	50	52.2	104	60-140	
sec-Butylbenzene	ug/L	50	50.4	101	60-140	
Styrene	ug/L	50	54.6	109	60-140	
tert-Butylbenzene	ug/L	50	44.3	89	60-140	
Tetrachloroethene	ug/L	50	54.5	109	60-140	
Toluene	ug/L	50	50.6	101	60-140	
trans-1,2-Dichloroethene	ug/L	50	54.4	109	60-140	
trans-1,3-Dichloropropene	ug/L	50	49.3	99	60-140	
Trichloroethene	ug/L	50	56.1	112	60-140	
Trichlorofluoromethane	ug/L	50	45.4	91	60-140	
Vinyl chloride	ug/L	50	47.1	94	60-140	
1,2-Dichloroethane-d4 (S)	%			95	70-130	
4-Bromofluorobenzene (S)	%			97	70-130	
Toluene-d8 (S)	%			96	70-130	

Results presented on this page are in the units indicated by the "Units" column except where an alternate unit is presented to the right of the result.

REPORT OF LABORATORY ANALYSIS

This report shall not be reproduced, except in full,
without the written consent of Pace Analytical Services, LLC.

Pace Analytical Services, LLC
9800 Kincey Ave. Suite 100
Huntersville, NC 28078
(704)875-9092

QUALITY CONTROL DATA

Project: 2020-L1-2448 Incident
Pace Project No.: 92495930

MATRIX SPIKE & MATRIX SPIKE DUPLICATE: 3004285 3004286

Parameter	Units	92495240002 Result	MS Spike Conc.	MSD Spike Conc.	MS Result	MSD Result	MS % Rec	MSD % Rec	% Rec Limits	RPD	Qual
1,1,1,2-Tetrachloroethane	ug/L	ND	2000	2000	1990	2010	99	101	60-140	1	
1,1,1-Trichloroethane	ug/L	ND	2000	2000	2370	2400	119	120	60-140	1	
1,1,2,2-Tetrachloroethane	ug/L	ND	2000	2000	2360	2190	118	110	60-140	8	
1,1,2-Trichloroethane	ug/L	ND	2000	2000	2550	1560	128	78	60-140	48	R1
1,1-Dichloroethane	ug/L	ND	2000	2000	1990	2090	100	104	60-140	5	
1,1-Dichloroethene	ug/L	ND	2000	2000	2810	2940	140	147	60-140	4	M1
1,1-Dichloropropene	ug/L	ND	2000	2000	2430	2180	121	109	60-140	11	
1,2,3-Trichlorobenzene	ug/L	ND	2000	2000	1710	2130	86	106	60-140	22	
1,2,3-Trichloropropane	ug/L	ND	2000	2000	2230	2140	112	107	60-140	4	
1,2,4-Trichlorobenzene	ug/L	ND	2000	2000	1720	2180	86	109	60-140	23	
1,2,4-Trimethylbenzene	ug/L	1040	2000	2000	3440	3350	120	116	60-140	3	
1,2-Dibromo-3-chloropropane	ug/L	ND	2000	2000	1950	2290	97	115	60-140	16	
1,2-Dibromoethane (EDB)	ug/L	ND	2000	2000	2300	2320	115	116	60-140	1	
1,2-Dichlorobenzene	ug/L	ND	2000	2000	2120	2280	106	114	60-140	7	
1,2-Dichloroethane	ug/L	ND	2000	2000	2020	2160	101	108	60-140	7	
1,2-Dichloropropane	ug/L	ND	2000	2000	2130	2240	106	112	60-140	5	
1,3,5-Trimethylbenzene	ug/L	232	2000	2000	2640	2550	121	116	60-140	3	
1,3-Dichlorobenzene	ug/L	ND	2000	2000	2250	2210	113	111	60-140	2	
1,3-Dichloropropane	ug/L	ND	2000	2000	2300	2370	115	118	60-140	3	
1,4-Dichlorobenzene	ug/L	ND	2000	2000	2200	2200	110	110	60-140	0	
2,2-Dichloropropane	ug/L	ND	2000	2000	2050	2110	103	106	60-140	3	
2-Chlorotoluene	ug/L	ND	2000	2000	2440	2300	122	115	60-140	6	
4-Chlorotoluene	ug/L	ND	2000	2000	2320	2180	116	109	60-140	6	
Benzene	ug/L	4010	2000	2000	7760	5530	187	76	60-140	34	M1,R1
Bromobenzene	ug/L	ND	2000	2000	2330	2150	116	107	60-140	8	
Bromochloromethane	ug/L	ND	2000	2000	2290	2230	115	111	60-140	3	
Bromodichloromethane	ug/L	ND	2000	2000	1860	1880	93	94	60-140	1	
Bromoform	ug/L	ND	2000	2000	2160	2200	108	110	60-140	2	
Bromomethane	ug/L	ND	2000	2000	1990	2390	100	119	60-140	18	
Carbon tetrachloride	ug/L	ND	2000	2000	2720	2090	136	105	60-140	26	
Chlorobenzene	ug/L	ND	2000	2000	2290	2230	115	112	60-140	3	
Chloroethane	ug/L	ND	2000	2000	2500	2630	125	131	60-140	5	
Chloroform	ug/L	ND	2000	2000	2590	2460	129	123	60-140	5	
Chloromethane	ug/L	ND	2000	2000	2070	1960	104	98	60-140	6	
cis-1,2-Dichloroethene	ug/L	ND	2000	2000	2220	2340	111	117	60-140	5	
cis-1,3-Dichloropropene	ug/L	ND	2000	2000	2110	1990	106	99	60-140	6	
Dibromochloromethane	ug/L	ND	2000	2000	1850	1900	92	95	60-140	3	
Dibromomethane	ug/L	ND	2000	2000	2230	2160	112	108	60-140	3	
Dichlorodifluoromethane	ug/L	ND	2000	2000	1440	1500	72	75	60-140	4	
Diisopropyl ether	ug/L	ND	2000	2000	1890	1890	94	95	60-140	0	
Ethylbenzene	ug/L	1670	2000	2000	4020	4020	117	117	60-140	0	
Hexachloro-1,3-butadiene	ug/L	ND	2000	2000	1810	2140	90	107	60-140	17	
Isopropylbenzene (Cumene)	ug/L	ND	2000	2000	2380	2360	117	116	60-140	1	
m&p-Xylene	ug/L	4930	4000	4000	9560	9660	116	118	60-140	1	
Methyl-tert-butyl ether	ug/L	ND	2000	2000	1700	1720	85	86	60-140	1	
Methylene Chloride	ug/L	ND	2000	2000	1700	1740	85	87	60-140	3	

Results presented on this page are in the units indicated by the "Units" column except where an alternate unit is presented to the right of the result.

REPORT OF LABORATORY ANALYSIS

This report shall not be reproduced, except in full,
without the written consent of Pace Analytical Services, LLC.

Pace Analytical Services, LLC
9800 Kincey Ave. Suite 100
Huntersville, NC 28078
(704)875-9092

QUALITY CONTROL DATA

Project: 2020-L1-2448 Incident
Pace Project No.: 92495930

MATRIX SPIKE & MATRIX SPIKE DUPLICATE: 3004285 3004286

Parameter	Units	92495240002 Result	MS Spike Conc.	MSD Spike Conc.	MS Result	MSD Result	MS % Rec	MSD % Rec	% Rec Limits	RPD	Qual
n-Butylbenzene	ug/L	ND	2000	2000	2360	2280	118	114	60-140	4	
n-Propylbenzene	ug/L	130	2000	2000	2580	2430	122	115	60-140	6	
Naphthalene	ug/L	536	2000	2000	2250	2710	86	109	60-140	19	
o-Xylene	ug/L	2080	2000	2000	4300	4330	111	112	60-140	1	
sec-Butylbenzene	ug/L	ND	2000	2000	2400	2310	120	116	60-140	3	
Styrene	ug/L	ND	2000	2000	2440	2360	122	118	60-140	3	
tert-Butylbenzene	ug/L	ND	2000	2000	2080	2030	104	101	60-140	3	
Tetrachloroethene	ug/L	ND	2000	2000	2160	2400	108	120	60-140	11	
Toluene	ug/L	12700	2000	2000	15100	13400	120	37	60-140	12	M1
trans-1,2-Dichloroethene	ug/L	ND	2000	2000	1960	2070	98	103	60-140	5	
trans-1,3-Dichloropropene	ug/L	ND	2000	2000	2440	1480	122	74	60-140	49	R1
Trichloroethene	ug/L	ND	2000	2000	2220	2210	111	111	60-140	0	
Trichlorofluoromethane	ug/L	ND	2000	2000	2160	2330	108	117	60-140	7	
Vinyl chloride	ug/L	ND	2000	2000	2310	2340	116	117	60-140	1	
1,2-Dichloroethane-d4 (S)	%						93	103	70-130		
4-Bromofluorobenzene (S)	%						101	100	70-130		
Toluene-d8 (S)	%						97	86	70-130		

Results presented on this page are in the units indicated by the "Units" column except where an alternate unit is presented to the right of the result.

REPORT OF LABORATORY ANALYSIS

This report shall not be reproduced, except in full,
without the written consent of Pace Analytical Services, LLC.

Pace Analytical Services, LLC
9800 Kincey Ave. Suite 100
Huntersville, NC 28078
(704)875-9092

QUALITY CONTROL DATA

Project: 2020-L1-2448 Incident
Pace Project No.: 92495930

QC Batch: 567424
QC Batch Method: SM 6200B
Analysis Method: SM 6200B
Analysis Description: 6200B MSV
Laboratory: Pace Analytical Services - Charlotte

Associated Lab Samples: 92495930002

METHOD BLANK: 3006934 Matrix: Water
Associated Lab Samples: 92495930002

Parameter	Units	Blank Result	Reporting Limit	Analyzed	Qualifiers
1,1,1,2-Tetrachloroethane	ug/L	ND	0.50	09/18/20 11:14	
1,1,1-Trichloroethane	ug/L	ND	0.50	09/18/20 11:14	
1,1,2,2-Tetrachloroethane	ug/L	ND	0.50	09/18/20 11:14	
1,1,2-Trichloroethane	ug/L	ND	0.50	09/18/20 11:14	
1,1-Dichloroethane	ug/L	ND	0.50	09/18/20 11:14	
1,1-Dichloroethene	ug/L	ND	0.50	09/18/20 11:14	
1,1-Dichloropropene	ug/L	ND	0.50	09/18/20 11:14	
1,2,3-Trichlorobenzene	ug/L	ND	2.0	09/18/20 11:14	
1,2,3-Trichloropropane	ug/L	ND	0.50	09/18/20 11:14	
1,2,4-Trichlorobenzene	ug/L	ND	2.0	09/18/20 11:14	
1,2,4-Trimethylbenzene	ug/L	ND	0.50	09/18/20 11:14	
1,2-Dibromo-3-chloropropane	ug/L	ND	1.0	09/18/20 11:14	
1,2-Dibromoethane (EDB)	ug/L	ND	0.50	09/18/20 11:14	
1,2-Dichlorobenzene	ug/L	ND	0.50	09/18/20 11:14	
1,2-Dichloroethane	ug/L	ND	0.50	09/18/20 11:14	
1,2-Dichloropropane	ug/L	ND	0.50	09/18/20 11:14	
1,3,5-Trimethylbenzene	ug/L	ND	0.50	09/18/20 11:14	
1,3-Dichlorobenzene	ug/L	ND	0.50	09/18/20 11:14	
1,3-Dichloropropane	ug/L	ND	0.50	09/18/20 11:14	
1,4-Dichlorobenzene	ug/L	ND	0.50	09/18/20 11:14	
2,2-Dichloropropane	ug/L	ND	0.50	09/18/20 11:14	
2-Chlorotoluene	ug/L	ND	0.50	09/18/20 11:14	
4-Chlorotoluene	ug/L	ND	0.50	09/18/20 11:14	
Benzene	ug/L	ND	0.50	09/18/20 11:14	
Bromobenzene	ug/L	ND	0.50	09/18/20 11:14	
Bromochloromethane	ug/L	ND	0.50	09/18/20 11:14	
Bromodichloromethane	ug/L	ND	0.50	09/18/20 11:14	
Bromoform	ug/L	ND	0.50	09/18/20 11:14	
Bromomethane	ug/L	ND	5.0	09/18/20 11:14	
Carbon tetrachloride	ug/L	ND	0.50	09/18/20 11:14	
Chlorobenzene	ug/L	ND	0.50	09/18/20 11:14	
Chloroethane	ug/L	ND	1.0	09/18/20 11:14	
Chloroform	ug/L	ND	0.50	09/18/20 11:14	
Chloromethane	ug/L	ND	1.0	09/18/20 11:14	
cis-1,2-Dichloroethene	ug/L	ND	0.50	09/18/20 11:14	
cis-1,3-Dichloropropene	ug/L	ND	0.50	09/18/20 11:14	
Dibromochloromethane	ug/L	ND	0.50	09/18/20 11:14	
Dibromomethane	ug/L	ND	0.50	09/18/20 11:14	
Dichlorodifluoromethane	ug/L	ND	0.50	09/18/20 11:14	
Diisopropyl ether	ug/L	ND	0.50	09/18/20 11:14	

Results presented on this page are in the units indicated by the "Units" column except where an alternate unit is presented to the right of the result.

REPORT OF LABORATORY ANALYSIS

This report shall not be reproduced, except in full,
without the written consent of Pace Analytical Services, LLC.

Pace Analytical Services, LLC
9800 Kincey Ave. Suite 100
Huntersville, NC 28078
(704)875-9092

QUALITY CONTROL DATA

Project: 2020-L1-2448 Incident
Pace Project No.: 92495930

METHOD BLANK: 3006934 Matrix: Water
Associated Lab Samples: 92495930002

Parameter	Units	Blank Result	Reporting Limit	Analyzed	Qualifiers
Ethylbenzene	ug/L	ND	0.50	09/18/20 11:14	
Hexachloro-1,3-butadiene	ug/L	ND	2.0	09/18/20 11:14	
Isopropylbenzene (Cumene)	ug/L	ND	0.50	09/18/20 11:14	
m&p-Xylene	ug/L	ND	1.0	09/18/20 11:14	
Methyl-tert-butyl ether	ug/L	ND	0.50	09/18/20 11:14	
Methylene Chloride	ug/L	ND	2.0	09/18/20 11:14	
n-Butylbenzene	ug/L	ND	0.50	09/18/20 11:14	
n-Propylbenzene	ug/L	ND	0.50	09/18/20 11:14	
Naphthalene	ug/L	ND	2.0	09/18/20 11:14	
o-Xylene	ug/L	ND	0.50	09/18/20 11:14	
sec-Butylbenzene	ug/L	ND	0.50	09/18/20 11:14	
Styrene	ug/L	ND	0.50	09/18/20 11:14	
tert-Butylbenzene	ug/L	ND	0.50	09/18/20 11:14	
Tetrachloroethene	ug/L	ND	0.50	09/18/20 11:14	
Toluene	ug/L	ND	0.50	09/18/20 11:14	
trans-1,2-Dichloroethene	ug/L	ND	0.50	09/18/20 11:14	
trans-1,3-Dichloropropene	ug/L	ND	0.50	09/18/20 11:14	
Trichloroethene	ug/L	ND	0.50	09/18/20 11:14	
Trichlorofluoromethane	ug/L	ND	1.0	09/18/20 11:14	
Vinyl chloride	ug/L	ND	1.0	09/18/20 11:14	
1,2-Dichloroethane-d4 (S)	%	87	70-130	09/18/20 11:14	
4-Bromofluorobenzene (S)	%	94	70-130	09/18/20 11:14	
Toluene-d8 (S)	%	99	70-130	09/18/20 11:14	

LABORATORY CONTROL SAMPLE: 3006935

Parameter	Units	Spike Conc.	LCS Result	LCS % Rec	% Rec Limits	Qualifiers
1,1,1,2-Tetrachloroethane	ug/L	50	50.9	102	60-140	
1,1,1-Trichloroethane	ug/L	50	44.8	90	60-140	
1,1,2,2-Tetrachloroethane	ug/L	50	51.2	102	60-140	
1,1,2-Trichloroethane	ug/L	50	51.2	102	60-140	
1,1-Dichloroethane	ug/L	50	44.5	89	60-140	
1,1-Dichloroethene	ug/L	50	44.6	89	60-140	
1,1-Dichloropropene	ug/L	50	46.4	93	60-140	
1,2,3-Trichlorobenzene	ug/L	50	52.0	104	60-140	
1,2,3-Trichloropropane	ug/L	50	50.3	101	60-140	
1,2,4-Trichlorobenzene	ug/L	50	53.7	107	60-140	
1,2,4-Trimethylbenzene	ug/L	50	50.8	102	60-140	
1,2-Dibromo-3-chloropropane	ug/L	50	51.1	102	60-140	
1,2-Dibromoethane (EDB)	ug/L	50	53.8	108	60-140	
1,2-Dichlorobenzene	ug/L	50	51.5	103	60-140	
1,2-Dichloroethane	ug/L	50	38.1	76	60-140	
1,2-Dichloropropane	ug/L	50	51.8	104	60-140	
1,3,5-Trimethylbenzene	ug/L	50	50.4	101	60-140	

Results presented on this page are in the units indicated by the "Units" column except where an alternate unit is presented to the right of the result.

REPORT OF LABORATORY ANALYSIS

This report shall not be reproduced, except in full,
without the written consent of Pace Analytical Services, LLC.

Pace Analytical Services, LLC
9800 Kincey Ave. Suite 100
Huntersville, NC 28078
(704)875-9092

QUALITY CONTROL DATA

Project: 2020-L1-2448 Incident
Pace Project No.: 92495930

LABORATORY CONTROL SAMPLE: 3006935

Parameter	Units	Spike Conc.	LCS Result	LCS % Rec	% Rec Limits	Qualifiers
1,3-Dichlorobenzene	ug/L	50	52.0	104	60-140	
1,3-Dichloropropane	ug/L	50	53.2	106	60-140	
1,4-Dichlorobenzene	ug/L	50	51.8	104	60-140	
2,2-Dichloropropane	ug/L	50	43.4	87	60-140	
2-Chlorotoluene	ug/L	50	52.5	105	60-140	
4-Chlorotoluene	ug/L	50	49.4	99	60-140	
Benzene	ug/L	50	50.3	101	60-140	
Bromobenzene	ug/L	50	51.4	103	60-140	
Bromochloromethane	ug/L	50	48.0	96	60-140	
Bromodichloromethane	ug/L	50	44.9	90	60-140	
Bromoform	ug/L	50	49.3	99	60-140	
Bromomethane	ug/L	50	40.2	80	60-140	
Carbon tetrachloride	ug/L	50	48.8	98	60-140	
Chlorobenzene	ug/L	50	51.5	103	60-140	
Chloroethane	ug/L	50	31.2	62	60-140	
Chloroform	ug/L	50	41.4	83	60-140	
Chloromethane	ug/L	50	44.1	88	60-140	
cis-1,2-Dichloroethene	ug/L	50	43.7	87	60-140	
cis-1,3-Dichloropropene	ug/L	50	52.2	104	60-140	
Dibromochloromethane	ug/L	50	51.7	103	60-140	
Dibromomethane	ug/L	50	51.0	102	60-140	
Dichlorodifluoromethane	ug/L	50	42.8	86	60-140	
Diisopropyl ether	ug/L	50	43.9	88	60-140	
Ethylbenzene	ug/L	50	51.1	102	60-140	
Hexachloro-1,3-butadiene	ug/L	50	55.7	111	60-140	
Isopropylbenzene (Cumene)	ug/L	50	51.9	104	60-140	
m&p-Xylene	ug/L	100	100	100	60-140	
Methyl-tert-butyl ether	ug/L	50	44.4	89	60-140	
Methylene Chloride	ug/L	50	39.9	80	60-140	
n-Butylbenzene	ug/L	50	51.7	103	60-140	
n-Propylbenzene	ug/L	50	51.3	103	60-140	
Naphthalene	ug/L	50	52.2	104	60-140	
o-Xylene	ug/L	50	50.9	102	60-140	
sec-Butylbenzene	ug/L	50	52.6	105	60-140	
Styrene	ug/L	50	52.7	105	60-140	
tert-Butylbenzene	ug/L	50	43.3	87	60-140	
Tetrachloroethene	ug/L	50	52.9	106	60-140	
Toluene	ug/L	50	49.9	100	60-140	
trans-1,2-Dichloroethene	ug/L	50	43.9	88	60-140	
trans-1,3-Dichloropropene	ug/L	50	48.6	97	60-140	
Trichloroethene	ug/L	50	52.6	105	60-140	
Trichlorofluoromethane	ug/L	50	43.4	87	60-140	
Vinyl chloride	ug/L	50	45.7	91	60-140	
1,2-Dichloroethane-d4 (S)	%			84	70-130	
4-Bromofluorobenzene (S)	%			99	70-130	
Toluene-d8 (S)	%			100	70-130	

Results presented on this page are in the units indicated by the "Units" column except where an alternate unit is presented to the right of the result.

REPORT OF LABORATORY ANALYSIS

This report shall not be reproduced, except in full,
without the written consent of Pace Analytical Services, LLC.

Pace Analytical Services, LLC
9800 Kincey Ave. Suite 100
Huntersville, NC 28078
(704)875-9092

QUALITY CONTROL DATA

Project: 2020-L1-2448 Incident
Pace Project No.: 92495930

MATRIX SPIKE & MATRIX SPIKE DUPLICATE: 3006936 3006937

Parameter	Units	92495240005 Result	MS Spike Conc.	MSD Spike Conc.	MS Result	MSD Result	MS % Rec	MSD % Rec	% Rec Limits	RPD	Qual
1,1,1,2-Tetrachloroethane	ug/L	ND	4000	4000	3930	2910	98	73	60-140	30	
1,1,1-Trichloroethane	ug/L	ND	4000	4000	3650	2680	91	67	60-140	31	R1
1,1,2,2-Tetrachloroethane	ug/L	ND	4000	4000	3870	2800	97	70	60-140	32	R1
1,1,2-Trichloroethane	ug/L	ND	4000	4000	3950	2830	99	71	60-140	33	R1
1,1-Dichloroethane	ug/L	ND	4000	4000	3570	2730	89	68	60-140	27	
1,1-Dichloroethene	ug/L	ND	4000	4000	3920	2890	98	72	60-140	30	
1,1-Dichloropropene	ug/L	ND	4000	4000	3850	2750	96	69	60-140	33	R1
1,2,3-Trichlorobenzene	ug/L	ND	4000	4000	3870	2940	97	73	60-140	28	
1,2,3-Trichloropropane	ug/L	ND	4000	4000	3790	2770	95	69	60-140	31	R1
1,2,4-Trichlorobenzene	ug/L	ND	4000	4000	4030	3070	101	77	60-140	27	
1,2,4-Trimethylbenzene	ug/L	837	4000	4000	4840	3750	100	73	60-140	25	
1,2-Dibromo-3-chloropropane	ug/L	ND	4000	4000	3880	2700	97	67	60-140	36	R1
1,2-Dibromoethane (EDB)	ug/L	ND	4000	4000	4120	3070	103	77	60-140	29	
1,2-Dichlorobenzene	ug/L	ND	4000	4000	3960	2960	99	74	60-140	29	
1,2-Dichloroethane	ug/L	ND	4000	4000	3120	2310	78	58	60-140	30	M1
1,2-Dichloropropane	ug/L	ND	4000	4000	4070	2980	102	74	60-140	31	R1
1,3,5-Trimethylbenzene	ug/L	ND	4000	4000	4320	3220	108	80	60-140	29	
1,3-Dichlorobenzene	ug/L	ND	4000	4000	4010	2950	100	74	60-140	30	
1,3-Dichloropropane	ug/L	ND	4000	4000	3960	3030	99	76	60-140	26	
1,4-Dichlorobenzene	ug/L	ND	4000	4000	3980	2940	99	74	60-140	30	
2,2-Dichloropropane	ug/L	ND	4000	4000	3630	2630	91	66	60-140	32	R1
2-Chlorotoluene	ug/L	ND	4000	4000	4060	3100	102	77	60-140	27	
4-Chlorotoluene	ug/L	ND	4000	4000	3930	2890	98	72	60-140	31	R1
Benzene	ug/L	2460	4000	4000	6350	5250	97	70	60-140	19	
Bromobenzene	ug/L	ND	4000	4000	4010	2980	100	74	60-140	29	
Bromochloromethane	ug/L	ND	4000	4000	3670	2810	92	70	60-140	27	
Bromodichloromethane	ug/L	ND	4000	4000	3460	2560	87	64	60-140	30	
Bromoform	ug/L	ND	4000	4000	3600	2610	90	65	60-140	32	R1
Bromomethane	ug/L	ND	4000	4000	3570	3120	89	78	60-140	13	
Carbon tetrachloride	ug/L	ND	4000	4000	4050	2970	101	74	60-140	31	R1
Chlorobenzene	ug/L	ND	4000	4000	4070	3020	102	76	60-140	29	
Chloroethane	ug/L	ND	4000	4000	3190	2530	80	63	60-140	23	
Chloroform	ug/L	105	4000	4000	3510	2590	85	62	60-140	30	
Chloromethane	ug/L	ND	4000	4000	3650	2780	91	69	60-140	27	
cis-1,2-Dichloroethene	ug/L	ND	4000	4000	3560	2700	89	68	60-140	27	
cis-1,3-Dichloropropene	ug/L	ND	4000	4000	4010	2960	100	74	60-140	30	
Dibromochloromethane	ug/L	ND	4000	4000	3780	2770	95	69	60-140	31	R1
Dibromomethane	ug/L	ND	4000	4000	4040	2860	101	72	60-140	34	R1
Dichlorodifluoromethane	ug/L	ND	4000	4000	3720	2780	93	70	60-140	29	
Diisopropyl ether	ug/L	ND	4000	4000	3380	2540	84	63	60-140	28	
Ethylbenzene	ug/L	1640	4000	4000	5670	4550	101	73	60-140	22	
Hexachloro-1,3-butadiene	ug/L	ND	4000	4000	4410	3370	110	84	60-140	27	
Isopropylbenzene (Cumene)	ug/L	ND	4000	4000	4180	3140	105	78	60-140	29	
m&p-Xylene	ug/L	5090	8000	8000	12900	10900	98	73	60-140	17	
Methyl-tert-butyl ether	ug/L	ND	4000	4000	3450	2540	86	63	60-140	31	R1
Methylene Chloride	ug/L	ND	4000	4000	3340	2500	84	62	60-140	29	

Results presented on this page are in the units indicated by the "Units" column except where an alternate unit is presented to the right of the result.

REPORT OF LABORATORY ANALYSIS

This report shall not be reproduced, except in full,
without the written consent of Pace Analytical Services, LLC.

Pace Analytical Services, LLC
9800 Kincey Ave. Suite 100
Huntersville, NC 28078
(704)875-9092

QUALITY CONTROL DATA

Project: 2020-L1-2448 Incident
Pace Project No.: 92495930

MATRIX SPIKE & MATRIX SPIKE DUPLICATE: 3006936 3006937

Parameter	Units	92495240005 Result	MS Spike Conc.	MSD Spike Conc.	MS Result	MSD Result	MS % Rec	MSD % Rec	% Rec Limits	RPD	Qual
n-Butylbenzene	ug/L	ND	4000	4000	4100	3010	103	75	60-140	31	R1
n-Propylbenzene	ug/L	ND	4000	4000	4240	3160	106	79	60-140	29	
Naphthalene	ug/L	977	4000	4000	4380	3280	85	58	60-140	29	M1
o-Xylene	ug/L	2350	4000	4000	6350	5300	100	74	60-140	18	
sec-Butylbenzene	ug/L	ND	4000	4000	4260	3120	106	78	60-140	31	R1
Styrene	ug/L	ND	4000	4000	4060	3070	101	77	60-140	28	
tert-Butylbenzene	ug/L	ND	4000	4000	3520	2570	88	64	60-140	32	R1
Tetrachloroethene	ug/L	ND	4000	4000	4280	3150	107	79	60-140	30	
Toluene	ug/L	26000	4000	4000	29100	26900	78	24	60-140	8	M1
trans-1,2-Dichloroethene	ug/L	ND	4000	4000	3700	2800	92	70	60-140	27	
trans-1,3-Dichloropropene	ug/L	ND	4000	4000	3680	2670	92	67	60-140	32	R1
Trichloroethene	ug/L	ND	4000	4000	4220	3110	105	78	60-140	30	
Trichlorofluoromethane	ug/L	ND	4000	4000	4040	3130	101	78	60-140	25	
Vinyl chloride	ug/L	ND	4000	4000	3810	2850	95	71	60-140	29	
1,2-Dichloroethane-d4 (S)	%						85	83	70-130		
4-Bromofluorobenzene (S)	%						96	97	70-130		
Toluene-d8 (S)	%						98	98	70-130		

Results presented on this page are in the units indicated by the "Units" column except where an alternate unit is presented to the right of the result.

REPORT OF LABORATORY ANALYSIS

This report shall not be reproduced, except in full,
without the written consent of Pace Analytical Services, LLC.

Pace Analytical Services, LLC
9800 Kincey Ave. Suite 100
Huntersville, NC 28078
(704)875-9092

QUALIFIERS

Project: 2020-L1-2448 Incident
Pace Project No.: 92495930

DEFINITIONS

DF - Dilution Factor, if reported, represents the factor applied to the reported data due to dilution of the sample aliquot.

ND - Not Detected at or above adjusted reporting limit.

TNTC - Too Numerous To Count

J - Estimated concentration above the adjusted method detection limit and below the adjusted reporting limit.

MDL - Adjusted Method Detection Limit.

PQL - Practical Quantitation Limit.

RL - Reporting Limit - The lowest concentration value that meets project requirements for quantitative data with known precision and bias for a specific analyte in a specific matrix.

S - Surrogate

1,2-Diphenylhydrazine decomposes to and cannot be separated from Azobenzene using Method 8270. The result for each analyte is a combined concentration.

Consistent with EPA guidelines, unrounded data are displayed and have been used to calculate % recovery and RPD values.

LCS(D) - Laboratory Control Sample (Duplicate)

MS(D) - Matrix Spike (Duplicate)

DUP - Sample Duplicate

RPD - Relative Percent Difference

NC - Not Calculable.

SG - Silica Gel - Clean-Up

U - Indicates the compound was analyzed for, but not detected.

Acid preservation may not be appropriate for 2 Chloroethylvinyl ether.

A separate vial preserved to a pH of 4-5 is recommended in SW846 Chapter 4 for the analysis of Acrolein and Acrylonitrile by EPA Method 8260.

N-Nitrosodiphenylamine decomposes and cannot be separated from Diphenylamine using Method 8270. The result reported for each analyte is a combined concentration.

Pace Analytical is TNI accredited. Contact your Pace PM for the current list of accredited analytes.

TNI - The NELAC Institute.

ANALYTE QUALIFIERS

BC	The same analyte was detected in an associated blank at a concentration above 1/2 the reporting limit but below the laboratory reporting limit.
C0	Result confirmed by second analysis.
M1	Matrix spike recovery exceeded QC limits. Batch accepted based on laboratory control sample (LCS) recovery.
R1	RPD value was outside control limits.

This report shall not be reproduced, except in full,
without the written consent of Pace Analytical Services, LLC.

Pace Analytical Services, LLC
9800 Kincey Ave. Suite 100
Huntersville, NC 28078
(704)875-9092

QUALITY CONTROL DATA CROSS REFERENCE TABLE

Project: 2020-L1-2448 Incident
Pace Project No.: 92495930

Lab ID	Sample ID	QC Batch Method	QC Batch	Analytical Method	Analytical Batch
92495930001	**Field_Duplicate 09-16-2020**	MADEPV	1545405	MADEP VPH	1545405
92495930002	**Field_Blank 09-16-2020**	MADEPV	1545405	MADEP VPH	1545405
92495930001	**Field_Duplicate 09-16-2020**	EPA 3010A	567317	EPA 6010D	567327
92495930002	**Field_Blank 09-16-2020**	EPA 3010A	567317	EPA 6010D	567327
92495930001	**Field_Duplicate 09-16-2020**	SM 6200B	566932		
92495930002	**Field_Blank 09-16-2020**	SM 6200B	567424		
92495930003	**Trip_Blank**	SM 6200B	566932		

This report shall not be reproduced, except in full,
without the written consent of Pace Analytical Services, LLC.

CHAIN-OF-CUSTODY Analytical Request Document

Pace Analytical®

Chain-of-Custody is a LEGAL DOCUMENT - Complete all relevent fields

WO# : 92495930

92495930

LAB USE ON ... ber or

Company: Apex Companies, LLC
Address:

Billing Information:

Report To: Andrew Street
Email To: Andrew.Street@apexcos.com
Copy To:
Site Collection Info/Address:

Customer Project Name/Number: 2020-LI-2448 Incident
State: NC County/City: Huntersville Time Zone Collected: [ ] PT [ ] MT [ ] CT [X] ET

Phone:
Email:
Site/Facility ID #:
Compliance Monitoring? [ ] Yes [ ] No

Collected By (print): Thomas Fisher
Collected By (signature):
Purchase Order #:
Quote #:
DW PWS ID #:
DW Location Code:

Sample Disposal: [ ] Dispose as appropriate [ ] Return [ ] Archive: _____ [ ] Hold: _____
Turnaround Date Required: ASAP
Immediately Packed on Ice: [✓] Yes [ ] No
Rush: [ ] Same Day [ ] Next Day [ ] 2 Day [ ] 3 Day [ ] 4 Day [ ] 5 Day (Expedite Charges Apply)
Field Filtered (if applicable): [ ] Yes [ ] No
Analysis: _____

* Matrix Codes (Insert in Matrix box below): Drinking Water (DW), Ground Water (GW), Wastewater (WW), Product (P), Soil/Solid (SL), Oil (OL), Wipe (WP), Air (AR), Tissue (TS), Bioassay (B), Vapor (V), Other (OT)

Customer Sample ID	Matrix *	Comp / Grab	Collected (or Composite Start) Date	Collected (or Composite Start) Time	Composite End Date	Composite End Time	Res Cl	# of Ctns	VOCs SM 6200B	MADEP VPH	Lead							Lab Sample # / Comments
Field Duplicate 09-16-2020 GW	GW	G	9/16/20	—				8	X	X	X							92495930 001
Field Blank 09-16-2020 GW	GW	G	9/16/20	1140				8	X	X	X							002
Trip Blank	OT	G	—	—				2	X									003

Container P... 3 3 1

** Preservative Types: (1) nitric acid, (2) sulfuric acid, (3) hydrochloric acid, (4) sodium hydroxide, (5) zinc acetate, (6) methanol, (7) sodium bisulfate, (8) sodium thiosulfate, (9) hexane, (A) ascorbic acid, (B) ammonium sulfate, (C) ammonium hydroxide, (D) TSP, (U) Unpreserved, (O) Other _____

Analyses

Lab Profile/Line:

Lab Sample Receipt Checklist:

Custody Seals Present/Intact	(Y)	N	NA
Custody Signatures Present	(Y)	N	NA
Collector Signature Present	(Y)	N	NA
Bottles Intact	(Y)	N	NA
Correct Bottles	(Y)	N	NA
Sufficient Volume	(Y)	N	NA
Samples Received on Ice	(Y)	N	NA
VOA - Headspace Acceptable	(Y)	N	NA
USDA Regulated Soils	Y	N	(NA)
Samples in Holding Time	(Y)	N	NA
Residual Chlorine Present	Y	N	(NA)
Cl Strips: _____			
Sample pH Acceptable	(Y)	N	NA
pH Strips: _____			
Sulfide Present	Y	N	(NA)
Lead Acetate Strips: _____			

LAB USE ONLY:

Customer Remarks / Special Conditions / Possible Hazards:

Type of Ice Used: (Wet) Blue Dry None
Packing Material Used: b. bags
Radchem sample(s) screened (<500 cpm): Y N NA

SHORT HOLDS PRESENT (<72 hours): Y (N) N/A
Lab Tracking #: 2539429
Samples received via: FEDEX UPS (Client) Courier Pace Courier

Lab Sample Temperature Info:
Temp Blank Received: Y (N) NA
Therm ID#: IR92TOG1
Cooler 1 Temp Upon Receipt: 3.3 oC
Cooler 1 Therm Corr. Factor: +0 oC
Cooler 1 Corrected Temp: 3.3 oC
Comments:

Relinquished by/Company: (Signature)	Date/Time:	Received by/Company: (Signature)	Date/Time:
Apex	9-17-20/0800	Apex	9-17-20/0800
Apex	9-17-20/0830	PACE	9-17-20 8:30

MTJL LAB USE ONLY
Table #:
Acctnum:
Template:
Prelogin:
PM:
PB:

Trip Blank Received: (Y) N NA (HCl) MeOH TSP Other

Non Conformance(s): YES / NO

Page: _____ of: _____

*Check mark top half of box if pH and/or dechlorination is verified and within the acceptance range for preservation samples.

Exceptions: VOA, Coliform, TOC, Oil and Grease, DRO/8015 (water) DOC, LLHg

**Bottom half of box is to list number of bottle

Project # WO#: 92495930

PM: AMB Due Date: 09/18/20

CLIENT: 92-APEX MOOR

Item#	BP4U-125 mL Plastic Unpreserved (N/A) (Cl-)	BP3U-250 mL Plastic Unpreserved (N/A)	BP2U-500 mL Plastic Unpreserved (N/A)	BP1U-1 liter Plastic Unpreserved (N/A)	BP4S-125 mL Plastic H2SO4 (pH < 2) (Cl-)	BP3N-250 mL plastic HNO3 (pH < 2)	BP4Z-125 mL Plastic ZN Acetate & NaOH (>9)	BP4C-125 mL Plastic NaOH (pH > 12) (Cl-)	WGFU-Wide-mouthed Glass jar Unpreserved	AG1U-1 liter Amber Unpreserved (N/A) (Cl-)	AG1H-1 liter Amber HCl (pH < 2)	AG3U-250 mL Amber Unpreserved (N/A) (Cl-)	AG1S-1 liter Amber H2SO4 (pH < 2)	AG3S-250 mL Amber H2SO4 (pH < 2)	AG3A(DG3A)-250 mL Amber NH4Cl (N/A)(Cl-)	DG9H-40 mL VOA HCl (N/A)	VG9T-40 mL VOA Na2S2O3 (N/A)	VG9U-40 mL VOA Unp (N/A)	DG9P-40 mL VOA H3PO4 (N/A)	VOAK (5 vials per kit)-5035 kit (N/A)	V/GK (3 vials per kit)-VPH/Gas kit (N/A)	SPST-125 mL Sterile Plastic (N/A – lab)	SP2T-250 mL Sterile Plastic (N/A – lab)		BP3A-250 mL Plastic (NH2)2SO4 (9.3-9.7)	AGOU-100 mL Amber Unpreserved vials (N/A)	VSGU-20 mL Scintillation vials (N/A)	DG9U-40 mL Amber Unpreserved vials (N/A)
1						1										7													
2						1										7													
3																2													
4																													
5																													
6																													
7																													
8																													
9																													
10																													
11																													
12																													

pH Adjustment Log for Preserved Samples

Sample ID	Type of Preservative	pH upon receipt	Date preservation adjusted	Time preservation adjusted	Amount of Preservative added	Lot #

Note: Whenever there is a discrepancy affecting North Carolina compliance samples, a copy of this form will be sent to the North Carolina DEHNR Certification Office (i.e. Out of hold, incorrect preservative, out of temp, incorrect containers.

Pace Analytical Services, LLC
9800 Kincey Ave. Suite 100
Huntersville, NC 28078
(704)875-9092

September 21, 2020

Andrew Street
Apex Companies - NC
5900 Northwoods Business Pkwy
Suite 5900-0
Charlotte, NC 28269

RE: Project: 2020-LI-2448 Incident
Pace Project No.: 92495932

Dear Andrew Street:

Enclosed are the analytical results for sample(s) received by the laboratory on September 17, 2020. The results relate only to the samples included in this report. Results reported herein conform to the applicable TNI/NELAC Standards and the laboratory's Quality Manual, where applicable, unless otherwise noted in the body of the report.

The test results provided in this final report were generated by each of the following laboratories within the Pace Network:

- Pace National - Mt. Juliet
- Pace Analytical Services - Asheville
- Pace Analytical Services - Charlotte

If you have any questions concerning this report, please feel free to contact me.

Sincerely,

Angela M. Baioni

Angela Baioni
angela.baioni@pacelabs.com
(704)875-9092
Project Manager

Enclosures

cc: J Culbreath, Colonial Pipeline Company
Robert Hughes, Colonial Pipeline
Margaret King, APEX Companies, LLC
Emily Little, Apex Companies
Jeff Morrison, Colonial Pipeline Company
Tom Naumann, APEX Companies - NC
Joe Nicolette, Montrose-EPS
Christopher Schultz, Apex Companies
Alex Testoff, Montrose-EPS
Michael Verdon, Colonial Pipeline Company
JM Wyatt, Colonial Pipeline Company

This report shall not be reproduced, except in full,
without the written consent of Pace Analytical Services, LLC.

Pace Analytical Services, LLC
9800 Kincey Ave. Suite 100
Huntersville, NC 28078
(704)875-9092

CERTIFICATIONS

Project: 2020-LI-2448 Incident
Pace Project No.: 92495932

Pace Analytical Services National

12065 Lebanon Road, Mt. Juliet, TN 37122
Alabama Certification #: 40660
Alaska Certification 17-026
Arizona Certification #: AZ0612
Arkansas Certification #: 88-0469
California Certification #: 2932
Canada Certification #: 1461.01
Colorado Certification #: TN00003
Connecticut Certification #: PH-0197
DOD Certification: #1461.01
EPA# TN00003
Florida Certification #: E87487
Georgia DW Certification #: 923
Georgia Certification: NELAP
Idaho Certification #: TN00003
Illinois Certification #: 200008
Indiana Certification #: C-TN-01
Iowa Certification #: 364
Kansas Certification #: E-10277
Kentucky UST Certification #: 16
Kentucky Certification #: 90010
Louisiana Certification #: AI30792
Louisiana DW Certification #: LA180010
Maine Certification #: TN0002
Maryland Certification #: 324
Massachusetts Certification #: M-TN003
Michigan Certification #: 9958
Minnesota Certification #: 047-999-395
Mississippi Certification #: TN00003
Missouri Certification #: 340
Montana Certification #: CERT0086
Nebraska Certification #: NE-OS-15-05
Nevada Certification #: TN-03-2002-34
New Hampshire Certification #: 2975
New Jersey Certification #: TN002
New Mexico DW Certification
New York Certification #: 11742
North Carolina Aquatic Toxicity Certification #: 41
North Carolina Drinking Water Certification #: 21704
North Carolina Environmental Certificate #: 375
North Dakota Certification #: R-140
Ohio VAP Certification #: CL0069
Oklahoma Certification #: 9915
Oregon Certification #: TN200002
Pennsylvania Certification #: 68-02979
Rhode Island Certification #: LAO00356
South Carolina Certification #: 84004
South Dakota Certification
Tennessee DW/Chem/Micro Certification #: 2006
Texas Certification #: T 104704245-17-14
Texas Mold Certification #: LAB0152
USDA Soil Permit #: P330-15-00234
Utah Certification #: TN00003
Virginia Certification #: VT2006
Vermont Dept. of Health: ID# VT-2006
Virginia Certification #: 460132
Washington Certification #: C847
West Virginia Certification #: 233
Wisconsin Certification #: 9980939910
Wyoming UST Certification #: via A2LA 2926.01
A2LA-ISO 17025 Certification #: 1461.01
A2LA-ISO 17025 Certification #: 1461.02
AIHA-LAP/LLC EMLAP Certification #:100789

Pace Analytical Services Charlotte

9800 Kincey Ave. Ste 100, Huntersville, NC 28078
Louisiana/NELAP Certification # LA170028
North Carolina Drinking Water Certification #: 37706
North Carolina Field Services Certification #: 5342
North Carolina Wastewater Certification #: 12
South Carolina Certification #: 99006001
Florida/NELAP Certification #: E87627
Kentucky UST Certification #: 84
Virginia/VELAP Certification #: 460221

Pace Analytical Services Asheville

2225 Riverside Drive, Asheville, NC 28804
Florida/NELAP Certification #: E87648
Massachusetts Certification #: M-NC030
North Carolina Drinking Water Certification #: 37712
North Carolina Wastewater Certification #: 40
South Carolina Certification #: 99030001
Virginia/VELAP Certification #: 460222

REPORT OF LABORATORY ANALYSIS

This report shall not be reproduced, except in full,
without the written consent of Pace Analytical Services, LLC.

Pace Analytical Services, LLC
9800 Kincey Ave. Suite 100
Huntersville, NC 28078
(704)875-9092

SAMPLE ANALYTE COUNT

Project: 2020-LI-2448 Incident
Pace Project No.: 92495932

Lab ID	Sample ID	Method	Analysts	Analytes Reported	Laboratory
92495932001	**14015_AC_RD_20200916**	MADEP VPH	ADM	6	PAN
		EPA 6010D	SH1	1	PASI-A
		SM 6200B	CL	63	PASI-C

PAN = Pace National - Mt. Juliet
PASI-A = Pace Analytical Services - Asheville
PASI-C = Pace Analytical Services - Charlotte

This report shall not be reproduced, except in full,
without the written consent of Pace Analytical Services, LLC.

Pace Analytical Services, LLC
9800 Kincey Ave. Suite 100
Huntersville, NC 28078
(704)875-9092

ANALYTICAL RESULTS

Project: 2020-LI-2448 Incident
Pace Project No.: 92495932

Sample: 14015_AC_RD_20200916 **Lab ID: 92495932001** Collected: 09/16/20 15:30 Received: 09/17/20 08:30 Matrix: Water

Parameters	Results	Units	Report Limit	DF	Prepared	Analyzed	CAS No.	Qual
MADEPV	Analytical Method: MADEP VPH Preparation Method: MADEPV Pace National - Mt. Juliet							
Aliphatic (C05-C08)	ND	ug/L	100	1	09/18/20 21:56	09/18/20 21:56		
Aliphatic (C09-C12)	ND	ug/L	100	1	09/18/20 21:56	09/18/20 21:56		
Aromatic (C09-C10),Unadjusted	ND	ug/L	100	1	09/18/20 21:56	09/18/20 21:56	TPHC9C10A	
Total VPH	ND	ug/L	100	1	09/18/20 21:56	09/18/20 21:56	VPH	
Surrogates								
2,5-Dibromotoluene (FID)	99.3	%	70.0-130	1	09/18/20 21:56	09/18/20 21:56	615-59-8FID	
2,5-Dibromotoluene (PID)	92.2	%	70.0-130	1	09/18/20 21:56	09/18/20 21:56	615-59-8PID	
6010 MET ICP	Analytical Method: EPA 6010D Preparation Method: EPA 3010A Pace Analytical Services - Asheville							
Lead	ND	ug/L	5.0	1	09/18/20 02:19	09/18/20 12:21	7439-92-1	BC
6200B MSV	Analytical Method: SM 6200B Pace Analytical Services - Charlotte							
Benzene	ND	ug/L	0.50	1		09/17/20 20:23	71-43-2	
Bromobenzene	ND	ug/L	0.50	1		09/17/20 20:23	108-86-1	
Bromochloromethane	ND	ug/L	0.50	1		09/17/20 20:23	74-97-5	
Bromodichloromethane	ND	ug/L	0.50	1		09/17/20 20:23	75-27-4	
Bromoform	ND	ug/L	0.50	1		09/17/20 20:23	75-25-2	
Bromomethane	ND	ug/L	5.0	1		09/17/20 20:23	74-83-9	
n-Butylbenzene	ND	ug/L	0.50	1		09/17/20 20:23	104-51-8	
sec-Butylbenzene	ND	ug/L	0.50	1		09/17/20 20:23	135-98-8	
tert-Butylbenzene	ND	ug/L	0.50	1		09/17/20 20:23	98-06-6	
Carbon tetrachloride	ND	ug/L	0.50	1		09/17/20 20:23	56-23-5	
Chlorobenzene	ND	ug/L	0.50	1		09/17/20 20:23	108-90-7	
Chloroethane	ND	ug/L	1.0	1		09/17/20 20:23	75-00-3	
Chloroform	ND	ug/L	0.50	1		09/17/20 20:23	67-66-3	
Chloromethane	ND	ug/L	1.0	1		09/17/20 20:23	74-87-3	
2-Chlorotoluene	ND	ug/L	0.50	1		09/17/20 20:23	95-49-8	
4-Chlorotoluene	ND	ug/L	0.50	1		09/17/20 20:23	106-43-4	
1,2-Dibromo-3-chloropropane	ND	ug/L	1.0	1		09/17/20 20:23	96-12-8	
Dibromochloromethane	ND	ug/L	0.50	1		09/17/20 20:23	124-48-1	
1,2-Dibromoethane (EDB)	ND	ug/L	0.50	1		09/17/20 20:23	106-93-4	
Dibromomethane	ND	ug/L	0.50	1		09/17/20 20:23	74-95-3	
1,2-Dichlorobenzene	ND	ug/L	0.50	1		09/17/20 20:23	95-50-1	
1,3-Dichlorobenzene	ND	ug/L	0.50	1		09/17/20 20:23	541-73-1	
1,4-Dichlorobenzene	ND	ug/L	0.50	1		09/17/20 20:23	106-46-7	
Dichlorodifluoromethane	ND	ug/L	0.50	1		09/17/20 20:23	75-71-8	
1,1-Dichloroethane	ND	ug/L	0.50	1		09/17/20 20:23	75-34-3	
1,2-Dichloroethane	ND	ug/L	0.50	1		09/17/20 20:23	107-06-2	
1,1-Dichloroethene	ND	ug/L	0.50	1		09/17/20 20:23	75-35-4	
cis-1,2-Dichloroethene	ND	ug/L	0.50	1		09/17/20 20:23	156-59-2	
trans-1,2-Dichloroethene	ND	ug/L	0.50	1		09/17/20 20:23	156-60-5	
1,2-Dichloropropane	ND	ug/L	0.50	1		09/17/20 20:23	78-87-5	
1,3-Dichloropropane	ND	ug/L	0.50	1		09/17/20 20:23	142-28-9	
2,2-Dichloropropane	ND	ug/L	0.50	1		09/17/20 20:23	594-20-7	

REPORT OF LABORATORY ANALYSIS

This report shall not be reproduced, except in full,
without the written consent of Pace Analytical Services, LLC.

Pace Analytical Services, LLC
9800 Kincey Ave. Suite 100
Huntersville, NC 28078
(704)875-9092

ANALYTICAL RESULTS

Project: 2020-LI-2448 Incident
Pace Project No.: 92495932

Sample: 14015_AC_RD_20200916 **Lab ID: 92495932001** Collected: 09/16/20 15:30 Received: 09/17/20 08:30 Matrix: Water

Parameters	Results	Units	Report Limit	DF	Prepared	Analyzed	CAS No.	Qual
6200B MSV	Analytical Method: SM 6200B Pace Analytical Services - Charlotte							
1,1-Dichloropropene	ND	ug/L	0.50	1		09/17/20 20:23	563-58-6	
cis-1,3-Dichloropropene	ND	ug/L	0.50	1		09/17/20 20:23	10061-01-5	
trans-1,3-Dichloropropene	ND	ug/L	0.50	1		09/17/20 20:23	10061-02-6	
Diisopropyl ether	ND	ug/L	0.50	1		09/17/20 20:23	108-20-3	
Ethylbenzene	ND	ug/L	0.50	1		09/17/20 20:23	100-41-4	
Hexachloro-1,3-butadiene	ND	ug/L	2.0	1		09/17/20 20:23	87-68-3	
Isopropylbenzene (Cumene)	ND	ug/L	0.50	1		09/17/20 20:23	98-82-8	
Methylene Chloride	ND	ug/L	2.0	1		09/17/20 20:23	75-09-2	
Methyl-tert-butyl ether	ND	ug/L	0.50	1		09/17/20 20:23	1634-04-4	
Naphthalene	ND	ug/L	2.0	1		09/17/20 20:23	91-20-3	
n-Propylbenzene	ND	ug/L	0.50	1		09/17/20 20:23	103-65-1	
Styrene	ND	ug/L	0.50	1		09/17/20 20:23	100-42-5	
1,1,1,2-Tetrachloroethane	ND	ug/L	0.50	1		09/17/20 20:23	630-20-6	
1,1,2,2-Tetrachloroethane	ND	ug/L	0.50	1		09/17/20 20:23	79-34-5	
Tetrachloroethene	ND	ug/L	0.50	1		09/17/20 20:23	127-18-4	
Toluene	ND	ug/L	0.50	1		09/17/20 20:23	108-88-3	
1,2,3-Trichlorobenzene	ND	ug/L	2.0	1		09/17/20 20:23	87-61-6	
1,2,4-Trichlorobenzene	ND	ug/L	2.0	1		09/17/20 20:23	120-82-1	
1,1,1-Trichloroethane	ND	ug/L	0.50	1		09/17/20 20:23	71-55-6	
1,1,2-Trichloroethane	ND	ug/L	0.50	1		09/17/20 20:23	79-00-5	
Trichloroethene	ND	ug/L	0.50	1		09/17/20 20:23	79-01-6	
Trichlorofluoromethane	ND	ug/L	1.0	1		09/17/20 20:23	75-69-4	
1,2,3-Trichloropropane	ND	ug/L	0.50	1		09/17/20 20:23	96-18-4	
1,2,4-Trimethylbenzene	ND	ug/L	0.50	1		09/17/20 20:23	95-63-6	
1,3,5-Trimethylbenzene	ND	ug/L	0.50	1		09/17/20 20:23	108-67-8	
Vinyl chloride	ND	ug/L	1.0	1		09/17/20 20:23	75-01-4	
m&p-Xylene	ND	ug/L	1.0	1		09/17/20 20:23	179601-23-1	
o-Xylene	ND	ug/L	0.50	1		09/17/20 20:23	95-47-6	
Surrogates								
1,2-Dichloroethane-d4 (S)	87	%	70-130	1		09/17/20 20:23	17060-07-0	
4-Bromofluorobenzene (S)	87	%	70-130	1		09/17/20 20:23	460-00-4	
Toluene-d8 (S)	122	%	70-130	1		09/17/20 20:23	2037-26-5	

REPORT OF LABORATORY ANALYSIS

This report shall not be reproduced, except in full,
without the written consent of Pace Analytical Services, LLC.

Pace Analytical Services, LLC
9800 Kincey Ave. Suite 100
Huntersville, NC 28078
(704)875-9092

QUALITY CONTROL DATA

Project: 2020-LI-2448 Incident
Pace Project No.: 92495932

QC Batch: 1545405
QC Batch Method: MADEPV
Analysis Method: MADEP VPH
Analysis Description: MADEPV
Laboratory: Pace National - Mt. Juliet

Associated Lab Samples: 92495932001

METHOD BLANK: R3572118-1 Matrix: Water
Associated Lab Samples: 92495932001

Parameter	Units	Blank Result	Reporting Limit	Analyzed	Qualifiers
Aliphatic (C05-C08)	ug/L	ND	100	09/18/20 09:46	
Aliphatic (C09-C12)	ug/L	ND	100	09/18/20 09:46	
Aromatic (C09-C10),Unadjusted	ug/L	ND	100	09/18/20 09:46	
Total VPH	ug/L	ND	100	09/18/20 09:46	
2,5-Dibromotoluene (FID)	%	96.8	70.0-130	09/18/20 09:46	
2,5-Dibromotoluene (PID)	%	85.1	70.0-130	09/18/20 09:46	

LABORATORY CONTROL SAMPLE & LCSD: R3572118-2 R3572118-3

Parameter	Units	Spike Conc.	LCS Result	LCSD Result	LCS % Rec	LCSD % Rec	% Rec Limits	RPD	Max RPD	Qualifiers
Aliphatic (C05-C08)	ug/L	1200	1190	1190	99.2	99.2	70.0-130	0.00	25	
Aliphatic (C09-C12)	ug/L	1400	1430	1470	102	105	70.0-130	2.76	25	
Aromatic (C09-C10),Unadjusted	ug/L	200	236	212	118	106	70.0-130	10.7	25	
Total VPH	ug/L	2800	2860	2870	102	103	70.0-130	0.349	25	
2,5-Dibromotoluene (FID)	%				105	101	70.0-130			
2,5-Dibromotoluene (PID)	%				94.7	92.9	70.0-130			

Results presented on this page are in the units indicated by the "Units" column except where an alternate unit is presented to the right of the result.

REPORT OF LABORATORY ANALYSIS

This report shall not be reproduced, except in full,
without the written consent of Pace Analytical Services, LLC.

Pace Analytical Services, LLC
9800 Kincey Ave. Suite 100
Huntersville, NC 28078
(704)875-9092

QUALITY CONTROL DATA

Project: 2020-LI-2448 Incident
Pace Project No.: 92495932

QC Batch: 567317
QC Batch Method: EPA 3010A
Analysis Method: EPA 6010D
Analysis Description: 6010 MET
Laboratory: Pace Analytical Services - Asheville
Associated Lab Samples: 92495932001

METHOD BLANK: 3006542 Matrix: Water
Associated Lab Samples: 92495932001

Parameter	Units	Blank Result	Reporting Limit	Analyzed	Qualifiers
Lead	ug/L	ND	5.0	09/18/20 11:34	BC

LABORATORY CONTROL SAMPLE: 3006543

Parameter	Units	Spike Conc.	LCS Result	LCS % Rec	% Rec Limits	Qualifiers
Lead	ug/L	500	490	98	80-120	

MATRIX SPIKE & MATRIX SPIKE DUPLICATE: 3006544 3006545

Parameter	Units	92495926001 Result	MS Spike Conc.	MSD Spike Conc.	MS Result	MSD Result	MS % Rec	MSD % Rec	% Rec Limits	RPD	Qual
Lead	ug/L	ND	500	500	529	532	106	106	75-125	1	

Results presented on this page are in the units indicated by the "Units" column except where an alternate unit is presented to the right of the result.

REPORT OF LABORATORY ANALYSIS

This report shall not be reproduced, except in full,
without the written consent of Pace Analytical Services, LLC.

Pace Analytical Services, LLC
9800 Kincey Ave. Suite 100
Huntersville, NC 28078
(704)875-9092

QUALITY CONTROL DATA

Project: 2020-LI-2448 Incident
Pace Project No.: 92495932

QC Batch: 566932
QC Batch Method: SM 6200B
Analysis Method: SM 6200B
Analysis Description: 6200B MSV
Laboratory: Pace Analytical Services - Charlotte

Associated Lab Samples: 92495932001

METHOD BLANK: 3004283 Matrix: Water
Associated Lab Samples: 92495932001

Parameter	Units	Blank Result	Reporting Limit	Analyzed	Qualifiers
1,1,1,2-Tetrachloroethane	ug/L	ND	0.50	09/17/20 17:22	
1,1,1-Trichloroethane	ug/L	ND	0.50	09/17/20 17:22	
1,1,2,2-Tetrachloroethane	ug/L	ND	0.50	09/17/20 17:22	
1,1,2-Trichloroethane	ug/L	ND	0.50	09/17/20 17:22	
1,1-Dichloroethane	ug/L	ND	0.50	09/17/20 17:22	
1,1-Dichloroethene	ug/L	ND	0.50	09/17/20 17:22	
1,1-Dichloropropene	ug/L	ND	0.50	09/17/20 17:22	
1,2,3-Trichlorobenzene	ug/L	ND	2.0	09/17/20 17:22	
1,2,3-Trichloropropane	ug/L	ND	0.50	09/17/20 17:22	
1,2,4-Trichlorobenzene	ug/L	ND	2.0	09/17/20 17:22	
1,2,4-Trimethylbenzene	ug/L	ND	0.50	09/17/20 17:22	
1,2-Dibromo-3-chloropropane	ug/L	ND	1.0	09/17/20 17:22	
1,2-Dibromoethane (EDB)	ug/L	ND	0.50	09/17/20 17:22	
1,2-Dichlorobenzene	ug/L	ND	0.50	09/17/20 17:22	
1,2-Dichloroethane	ug/L	ND	0.50	09/17/20 17:22	
1,2-Dichloropropane	ug/L	ND	0.50	09/17/20 17:22	
1,3,5-Trimethylbenzene	ug/L	ND	0.50	09/17/20 17:22	
1,3-Dichlorobenzene	ug/L	ND	0.50	09/17/20 17:22	
1,3-Dichloropropane	ug/L	ND	0.50	09/17/20 17:22	
1,4-Dichlorobenzene	ug/L	ND	0.50	09/17/20 17:22	
2,2-Dichloropropane	ug/L	ND	0.50	09/17/20 17:22	
2-Chlorotoluene	ug/L	ND	0.50	09/17/20 17:22	
4-Chlorotoluene	ug/L	ND	0.50	09/17/20 17:22	
Benzene	ug/L	ND	0.50	09/17/20 17:22	
Bromobenzene	ug/L	ND	0.50	09/17/20 17:22	
Bromochloromethane	ug/L	ND	0.50	09/17/20 17:22	
Bromodichloromethane	ug/L	ND	0.50	09/17/20 17:22	
Bromoform	ug/L	ND	0.50	09/17/20 17:22	
Bromomethane	ug/L	ND	5.0	09/17/20 17:22	
Carbon tetrachloride	ug/L	ND	0.50	09/17/20 17:22	
Chlorobenzene	ug/L	ND	0.50	09/17/20 17:22	
Chloroethane	ug/L	ND	1.0	09/17/20 17:22	
Chloroform	ug/L	ND	0.50	09/17/20 17:22	
Chloromethane	ug/L	ND	1.0	09/17/20 17:22	
cis-1,2-Dichloroethene	ug/L	ND	0.50	09/17/20 17:22	
cis-1,3-Dichloropropene	ug/L	ND	0.50	09/17/20 17:22	
Dibromochloromethane	ug/L	ND	0.50	09/17/20 17:22	
Dibromomethane	ug/L	ND	0.50	09/17/20 17:22	
Dichlorodifluoromethane	ug/L	ND	0.50	09/17/20 17:22	
Diisopropyl ether	ug/L	ND	0.50	09/17/20 17:22	

Results presented on this page are in the units indicated by the "Units" column except where an alternate unit is presented to the right of the result.

REPORT OF LABORATORY ANALYSIS

This report shall not be reproduced, except in full,
without the written consent of Pace Analytical Services, LLC.

Pace Analytical Services, LLC
9800 Kincey Ave. Suite 100
Huntersville, NC 28078
(704)875-9092

QUALITY CONTROL DATA

Project: 2020-LI-2448 Incident
Pace Project No.: 92495932

METHOD BLANK: 3004283 Matrix: Water
Associated Lab Samples: 92495932001

Parameter	Units	Blank Result	Reporting Limit	Analyzed	Qualifiers
Ethylbenzene	ug/L	ND	0.50	09/17/20 17:22	
Hexachloro-1,3-butadiene	ug/L	ND	2.0	09/17/20 17:22	
Isopropylbenzene (Cumene)	ug/L	ND	0.50	09/17/20 17:22	
m&p-Xylene	ug/L	ND	1.0	09/17/20 17:22	
Methyl-tert-butyl ether	ug/L	ND	0.50	09/17/20 17:22	
Methylene Chloride	ug/L	ND	2.0	09/17/20 17:22	
n-Butylbenzene	ug/L	ND	0.50	09/17/20 17:22	
n-Propylbenzene	ug/L	ND	0.50	09/17/20 17:22	
Naphthalene	ug/L	ND	2.0	09/17/20 17:22	
o-Xylene	ug/L	ND	0.50	09/17/20 17:22	
sec-Butylbenzene	ug/L	ND	0.50	09/17/20 17:22	
Styrene	ug/L	ND	0.50	09/17/20 17:22	
tert-Butylbenzene	ug/L	ND	0.50	09/17/20 17:22	
Tetrachloroethene	ug/L	ND	0.50	09/17/20 17:22	
Toluene	ug/L	ND	0.50	09/17/20 17:22	
trans-1,2-Dichloroethene	ug/L	ND	0.50	09/17/20 17:22	
trans-1,3-Dichloropropene	ug/L	ND	0.50	09/17/20 17:22	
Trichloroethene	ug/L	ND	0.50	09/17/20 17:22	
Trichlorofluoromethane	ug/L	ND	1.0	09/17/20 17:22	
Vinyl chloride	ug/L	ND	1.0	09/17/20 17:22	
1,2-Dichloroethane-d4 (S)	%	85	70-130	09/17/20 17:22	
4-Bromofluorobenzene (S)	%	100	70-130	09/17/20 17:22	
Toluene-d8 (S)	%	107	70-130	09/17/20 17:22	

LABORATORY CONTROL SAMPLE: 3004284

Parameter	Units	Spike Conc.	LCS Result	LCS % Rec	% Rec Limits	Qualifiers
1,1,1,2-Tetrachloroethane	ug/L	50	47.1	94	60-140	
1,1,1-Trichloroethane	ug/L	50	52.6	105	60-140	
1,1,2,2-Tetrachloroethane	ug/L	50	52.5	105	60-140	
1,1,2-Trichloroethane	ug/L	50	49.8	100	60-140	
1,1-Dichloroethane	ug/L	50	52.3	105	60-140	
1,1-Dichloroethene	ug/L	50	56.6	113	60-140	
1,1-Dichloropropene	ug/L	50	51.4	103	60-140	
1,2,3-Trichlorobenzene	ug/L	50	46.0	92	60-140	
1,2,3-Trichloropropane	ug/L	50	55.5	111	60-140	
1,2,4-Trichlorobenzene	ug/L	50	47.0	94	60-140	
1,2,4-Trimethylbenzene	ug/L	50	50.8	102	60-140	
1,2-Dibromo-3-chloropropane	ug/L	50	52.5	105	60-140	
1,2-Dibromoethane (EDB)	ug/L	50	59.3	119	60-140	
1,2-Dichlorobenzene	ug/L	50	50.6	101	60-140	
1,2-Dichloroethane	ug/L	50	50.8	102	60-140	
1,2-Dichloropropane	ug/L	50	53.9	108	60-140	
1,3,5-Trimethylbenzene	ug/L	50	56.0	112	60-140	

Results presented on this page are in the units indicated by the "Units" column except where an alternate unit is presented to the right of the result.

REPORT OF LABORATORY ANALYSIS

This report shall not be reproduced, except in full,
without the written consent of Pace Analytical Services, LLC.

Pace Analytical Services, LLC
9800 Kincey Ave. Suite 100
Huntersville, NC 28078
(704)875-9092

QUALITY CONTROL DATA

Project: 2020-LI-2448 Incident
Pace Project No.: 92495932

LABORATORY CONTROL SAMPLE: 3004284

Parameter	Units	Spike Conc.	LCS Result	LCS % Rec	% Rec Limits	Qualifiers
1,3-Dichlorobenzene	ug/L	50	49.6	99	60-140	
1,3-Dichloropropane	ug/L	50	55.9	112	60-140	
1,4-Dichlorobenzene	ug/L	50	50.1	100	60-140	
2,2-Dichloropropane	ug/L	50	50.4	101	60-140	
2-Chlorotoluene	ug/L	50	54.1	108	60-140	
4-Chlorotoluene	ug/L	50	49.9	100	60-140	
Benzene	ug/L	50	57.0	114	60-140	
Bromobenzene	ug/L	50	46.8	94	60-140	
Bromochloromethane	ug/L	50	52.7	105	60-140	
Bromodichloromethane	ug/L	50	46.2	92	60-140	
Bromoform	ug/L	50	53.7	107	60-140	
Bromomethane	ug/L	50	49.3	99	60-140	
Carbon tetrachloride	ug/L	50	51.3	103	60-140	
Chlorobenzene	ug/L	50	56.1	112	60-140	
Chloroethane	ug/L	50	53.3	107	60-140	
Chloroform	ug/L	50	53.6	107	60-140	
Chloromethane	ug/L	50	40.9	82	60-140	
cis-1,2-Dichloroethene	ug/L	50	53.1	106	60-140	
cis-1,3-Dichloropropene	ug/L	50	52.5	105	60-140	
Dibromochloromethane	ug/L	50	47.5	95	60-140	
Dibromomethane	ug/L	50	54.1	108	60-140	
Dichlorodifluoromethane	ug/L	50	32.8	66	60-140	
Diisopropyl ether	ug/L	50	53.6	107	60-140	
Ethylbenzene	ug/L	50	53.9	108	60-140	
Hexachloro-1,3-butadiene	ug/L	50	46.3	93	60-140	
Isopropylbenzene (Cumene)	ug/L	50	51.1	102	60-140	
m&p-Xylene	ug/L	100	99.5	99	60-140	
Methyl-tert-butyl ether	ug/L	50	46.3	93	60-140	
Methylene Chloride	ug/L	50	45.9	92	60-140	
n-Butylbenzene	ug/L	50	53.5	107	60-140	
n-Propylbenzene	ug/L	50	50.0	100	60-140	
Naphthalene	ug/L	50	46.0	92	60-140	
o-Xylene	ug/L	50	52.2	104	60-140	
sec-Butylbenzene	ug/L	50	50.4	101	60-140	
Styrene	ug/L	50	54.6	109	60-140	
tert-Butylbenzene	ug/L	50	44.3	89	60-140	
Tetrachloroethene	ug/L	50	54.5	109	60-140	
Toluene	ug/L	50	50.6	101	60-140	
trans-1,2-Dichloroethene	ug/L	50	54.4	109	60-140	
trans-1,3-Dichloropropene	ug/L	50	49.3	99	60-140	
Trichloroethene	ug/L	50	56.1	112	60-140	
Trichlorofluoromethane	ug/L	50	45.4	91	60-140	
Vinyl chloride	ug/L	50	47.1	94	60-140	
1,2-Dichloroethane-d4 (S)	%			95	70-130	
4-Bromofluorobenzene (S)	%			97	70-130	
Toluene-d8 (S)	%			96	70-130	

Results presented on this page are in the units indicated by the "Units" column except where an alternate unit is presented to the right of the result.

REPORT OF LABORATORY ANALYSIS

This report shall not be reproduced, except in full,
without the written consent of Pace Analytical Services, LLC.

Pace Analytical Services, LLC
9800 Kincey Ave. Suite 100
Huntersville, NC 28078
(704)875-9092

QUALITY CONTROL DATA

Project: 2020-LI-2448 Incident
Pace Project No.: 92495932

MATRIX SPIKE & MATRIX SPIKE DUPLICATE: 3004285 3004286

Parameter	Units	92495240002 Result	MS Spike Conc.	MSD Spike Conc.	MS Result	MSD Result	MS % Rec	MSD % Rec	% Rec Limits	RPD	Qual
1,1,1,2-Tetrachloroethane	ug/L	ND	2000	2000	1990	2010	99	101	60-140	1	
1,1,1-Trichloroethane	ug/L	ND	2000	2000	2370	2400	119	120	60-140	1	
1,1,2,2-Tetrachloroethane	ug/L	ND	2000	2000	2360	2190	118	110	60-140	8	
1,1,2-Trichloroethane	ug/L	ND	2000	2000	2550	1560	128	78	60-140	48	R1
1,1-Dichloroethane	ug/L	ND	2000	2000	1990	2090	100	104	60-140	5	
1,1-Dichloroethene	ug/L	ND	2000	2000	2810	2940	140	147	60-140	4	M1
1,1-Dichloropropene	ug/L	ND	2000	2000	2430	2180	121	109	60-140	11	
1,2,3-Trichlorobenzene	ug/L	ND	2000	2000	1710	2130	86	106	60-140	22	
1,2,3-Trichloropropane	ug/L	ND	2000	2000	2230	2140	112	107	60-140	4	
1,2,4-Trichlorobenzene	ug/L	ND	2000	2000	1720	2180	86	109	60-140	23	
1,2,4-Trimethylbenzene	ug/L	1040	2000	2000	3440	3350	120	116	60-140	3	
1,2-Dibromo-3-chloropropane	ug/L	ND	2000	2000	1950	2290	97	115	60-140	16	
1,2-Dibromoethane (EDB)	ug/L	ND	2000	2000	2300	2320	115	116	60-140	1	
1,2-Dichlorobenzene	ug/L	ND	2000	2000	2120	2280	106	114	60-140	7	
1,2-Dichloroethane	ug/L	ND	2000	2000	2020	2160	101	108	60-140	7	
1,2-Dichloropropane	ug/L	ND	2000	2000	2130	2240	106	112	60-140	5	
1,3,5-Trimethylbenzene	ug/L	232	2000	2000	2640	2550	121	116	60-140	3	
1,3-Dichlorobenzene	ug/L	ND	2000	2000	2250	2210	113	111	60-140	2	
1,3-Dichloropropane	ug/L	ND	2000	2000	2300	2370	115	118	60-140	3	
1,4-Dichlorobenzene	ug/L	ND	2000	2000	2200	2200	110	110	60-140	0	
2,2-Dichloropropane	ug/L	ND	2000	2000	2050	2110	103	106	60-140	3	
2-Chlorotoluene	ug/L	ND	2000	2000	2440	2300	122	115	60-140	6	
4-Chlorotoluene	ug/L	ND	2000	2000	2320	2180	116	109	60-140	6	
Benzene	ug/L	4010	2000	2000	7760	5530	187	76	60-140	34	M1,R1
Bromobenzene	ug/L	ND	2000	2000	2330	2150	116	107	60-140	8	
Bromochloromethane	ug/L	ND	2000	2000	2290	2230	115	111	60-140	3	
Bromodichloromethane	ug/L	ND	2000	2000	1860	1880	93	94	60-140	1	
Bromoform	ug/L	ND	2000	2000	2160	2200	108	110	60-140	2	
Bromomethane	ug/L	ND	2000	2000	1990	2390	100	119	60-140	18	
Carbon tetrachloride	ug/L	ND	2000	2000	2720	2090	136	105	60-140	26	
Chlorobenzene	ug/L	ND	2000	2000	2290	2230	115	112	60-140	3	
Chloroethane	ug/L	ND	2000	2000	2500	2630	125	131	60-140	5	
Chloroform	ug/L	ND	2000	2000	2590	2460	129	123	60-140	5	
Chloromethane	ug/L	ND	2000	2000	2070	1960	104	98	60-140	6	
cis-1,2-Dichloroethene	ug/L	ND	2000	2000	2220	2340	111	117	60-140	5	
cis-1,3-Dichloropropene	ug/L	ND	2000	2000	2110	1990	106	99	60-140	6	
Dibromochloromethane	ug/L	ND	2000	2000	1850	1900	92	95	60-140	3	
Dibromomethane	ug/L	ND	2000	2000	2230	2160	112	108	60-140	3	
Dichlorodifluoromethane	ug/L	ND	2000	2000	1440	1500	72	75	60-140	4	
Diisopropyl ether	ug/L	ND	2000	2000	1890	1890	94	95	60-140	0	
Ethylbenzene	ug/L	1670	2000	2000	4020	4020	117	117	60-140	0	
Hexachloro-1,3-butadiene	ug/L	ND	2000	2000	1810	2140	90	107	60-140	17	
Isopropylbenzene (Cumene)	ug/L	ND	2000	2000	2380	2360	117	116	60-140	1	
m&p-Xylene	ug/L	4930	4000	4000	9560	9660	116	118	60-140	1	
Methyl-tert-butyl ether	ug/L	ND	2000	2000	1700	1720	85	86	60-140	1	
Methylene Chloride	ug/L	ND	2000	2000	1700	1740	85	87	60-140	3	

Results presented on this page are in the units indicated by the "Units" column except where an alternate unit is presented to the right of the result.

REPORT OF LABORATORY ANALYSIS

This report shall not be reproduced, except in full,
without the written consent of Pace Analytical Services, LLC.

Pace Analytical Services, LLC
9800 Kincey Ave. Suite 100
Huntersville, NC 28078
(704)875-9092

QUALITY CONTROL DATA

Project: 2020-LI-2448 Incident
Pace Project No.: 92495932

MATRIX SPIKE & MATRIX SPIKE DUPLICATE: 3004285 3004286

Parameter	Units	92495240002 Result	MS Spike Conc.	MSD Spike Conc.	MS Result	MSD Result	MS % Rec	MSD % Rec	% Rec Limits	RPD	Qual
n-Butylbenzene	ug/L	ND	2000	2000	2360	2280	118	114	60-140	4	
n-Propylbenzene	ug/L	130	2000	2000	2580	2430	122	115	60-140	6	
Naphthalene	ug/L	536	2000	2000	2250	2710	86	109	60-140	19	
o-Xylene	ug/L	2080	2000	2000	4300	4330	111	112	60-140	1	
sec-Butylbenzene	ug/L	ND	2000	2000	2400	2310	120	116	60-140	3	
Styrene	ug/L	ND	2000	2000	2440	2360	122	118	60-140	3	
tert-Butylbenzene	ug/L	ND	2000	2000	2080	2030	104	101	60-140	3	
Tetrachloroethene	ug/L	ND	2000	2000	2160	2400	108	120	60-140	11	
Toluene	ug/L	12700	2000	2000	15100	13400	120	37	60-140	12	M1
trans-1,2-Dichloroethene	ug/L	ND	2000	2000	1960	2070	98	103	60-140	5	
trans-1,3-Dichloropropene	ug/L	ND	2000	2000	2440	1480	122	74	60-140	49	R1
Trichloroethene	ug/L	ND	2000	2000	2220	2210	111	111	60-140	0	
Trichlorofluoromethane	ug/L	ND	2000	2000	2160	2330	108	117	60-140	7	
Vinyl chloride	ug/L	ND	2000	2000	2310	2340	116	117	60-140	1	
1,2-Dichloroethane-d4 (S)	%						93	103	70-130		
4-Bromofluorobenzene (S)	%						101	100	70-130		
Toluene-d8 (S)	%						97	86	70-130		

Results presented on this page are in the units indicated by the "Units" column except where an alternate unit is presented to the right of the result.

REPORT OF LABORATORY ANALYSIS

This report shall not be reproduced, except in full,
without the written consent of Pace Analytical Services, LLC.

Pace Analytical Services, LLC
9800 Kincey Ave. Suite 100
Huntersville, NC 28078
(704)875-9092

QUALIFIERS

Project: 2020-LI-2448 Incident
Pace Project No.: 92495932

DEFINITIONS

DF - Dilution Factor, if reported, represents the factor applied to the reported data due to dilution of the sample aliquot.

ND - Not Detected at or above adjusted reporting limit.

TNTC - Too Numerous To Count

J - Estimated concentration above the adjusted method detection limit and below the adjusted reporting limit.

MDL - Adjusted Method Detection Limit.

PQL - Practical Quantitation Limit.

RL - Reporting Limit - The lowest concentration value that meets project requirements for quantitative data with known precision and bias for a specific analyte in a specific matrix.

S - Surrogate

1,2-Diphenylhydrazine decomposes to and cannot be separated from Azobenzene using Method 8270. The result for each analyte is a combined concentration.

Consistent with EPA guidelines, unrounded data are displayed and have been used to calculate % recovery and RPD values.

LCS(D) - Laboratory Control Sample (Duplicate)

MS(D) - Matrix Spike (Duplicate)

DUP - Sample Duplicate

RPD - Relative Percent Difference

NC - Not Calculable.

SG - Silica Gel - Clean-Up

U - Indicates the compound was analyzed for, but not detected.

Acid preservation may not be appropriate for 2 Chloroethylvinyl ether.

A separate vial preserved to a pH of 4-5 is recommended in SW846 Chapter 4 for the analysis of Acrolein and Acrylonitrile by EPA Method 8260.

N-Nitrosodiphenylamine decomposes and cannot be separated from Diphenylamine using Method 8270. The result reported for each analyte is a combined concentration.

Pace Analytical is TNI accredited. Contact your Pace PM for the current list of accredited analytes.

TNI - The NELAC Institute.

ANALYTE QUALIFIERS

BC	The same analyte was detected in an associated blank at a concentration above 1/2 the reporting limit but below the laboratory reporting limit.
M1	Matrix spike recovery exceeded QC limits. Batch accepted based on laboratory control sample (LCS) recovery.
R1	RPD value was outside control limits.

This report shall not be reproduced, except in full,
without the written consent of Pace Analytical Services, LLC.

Pace Analytical Services, LLC
9800 Kincey Ave. Suite 100
Huntersville, NC 28078
(704)875-9092

QUALITY CONTROL DATA CROSS REFERENCE TABLE

Project: 2020-LI-2448 Incident
Pace Project No.: 92495932

Lab ID	Sample ID	QC Batch Method	QC Batch	Analytical Method	Analytical Batch
92495932001	**14015_AC_RD_20200916**	MADEPV	1545405	MADEP VPH	1545405
92495932001	**14015_AC_RD_20200916**	EPA 3010A	567317	EPA 6010D	567327
92495932001	**14015_AC_RD_20200916**	SM 6200B	566932		

This report shall not be reproduced, except in full,
without the written consent of Pace Analytical Services, LLC.

CHAIN-OF-CUSTODY Analytical Request Document

Pace Analytical

Chain-of-Custody is a LEGAL DOCUMENT - Complete all relevent fields

LAB USE ONLY — WO# : 92495932 — 92495932

Company: Apex Companies, LLC	Billing Information:
Address:	
Report To: Andrew Street	Email To: Andrew.Street@apexcos.com
Copy To:	Site Collection Info/Address: 14015 Asbury Chapel Rd
Customer Project Name/Number: 2020-LI-2448 Incident	State: NC County/City: Huntersville Time Zone Collected: [ ] PT [ ] MT [ ] CT [X] ET
Phone: Email:	Site/Facility ID #: Compliance Monitoring? [ ] Yes [ ] No
Collected By (print): Thomas Fisher	Purchase Order #: Quote #: DW PWS ID #: DW Location Code:
Collected By (signature):	Turnaround Date Required: ASAP Immediately Packed on Ice: [X] Yes [ ] No
Sample Disposal: [ ] Dispose as appropriate [ ] Return [ ] Archive: _____ [ ] Hold: _____	Rush: [ ] Same Day [ ] Next Day [ ] 2 Day [ ] 3 Day [ ] 4 Day [ ] 5 Day (Expedite Charges Apply) Field Filtered (if applicable): [ ] Yes [ ] No Analysis: _____

Container Preservative Type ** | Lab Project Manager:

3 3 1

** Preservative Types: (1) nitric acid, (2) sulfuric acid, (3) hydrochloric acid, (4) sodium hydroxide, (5) zinc acetate, (6) methanol, (7) sodium bisulfate, (8) sodium thiosulfate, (9) hexane, (A) ascorbic acid, (B) ammonium sulfate, (C) ammonium hydroxide, (D) TSP, (U) Unpreserved, (O) Other _____

* Matrix Codes (Insert in Matrix box below): Drinking Water (DW), Ground Water (GW), Wastewater (WW), Product (P), Soil/Solid (SL), Oil (OL), Wipe (WP), Air (AR), Tissue (TS), Bioassay (B), Vapor (V), Other (OT)

Customer Sample ID	Matrix *	Comp / Grab	Collected (or Composite Start) Date	Collected (or Composite Start) Time	Composite End Date	Composite End Time	Res Cl	# of Ctns	Analyses: VOCs SM 6200B	MADEP VPH	Lead	Lab Profile/Line:
14015_AC-RD_20200916	DW	G	9/16/20	1530				6	X	XX		92495932 001

Lab Sample Receipt Checklist:

Custody Seals Present/Intact	Y	(N)	NA
Custody Signatures Present	(Y)	N	NA
Collector Signature Present	(Y)	N	NA
Bottles Intact	(Y)	N	NA
Correct Bottles	(Y)	N	NA
Sufficient Volume	(Y)	N	NA
Samples Received on Ice	(Y)	N	NA
VOA - Headspace Acceptable	(Y)	N	NA
USDA Regulated Soils	Y	N	(NA)
Samples in Holding Time	(Y)	N	NA
Residual Chlorine Present	Y	N	(NA)
Cl Strips: _____			
Sample pH Acceptable	(Y)	N	NA
pH Strips: _____			
Sulfide Present	Y	N	(NA)
Lead Acetate Strips: _____			

LAB USE ONLY: Lab Sample # / Comments:

Customer Remarks / Special Conditions / Possible Hazards:

Type of Ice Used: (Wet) Blue Dry None

Packing Material Used: b. bags

Radchem sample(s) screened (<500 cpm): Y N (NA)

SHORT HOLDS PRESENT (<72 hours): Y (N) N/A

Lab Tracking #: 2539421

Samples received via: FEDEX UPS (Client) Courier Pace Courier

Lab Sample Temperature Info:
Temp Blank Received: Y (N) NA
Therm ID#: IR92T061
Cooler 1 Temp Upon Receipt: 3.3 oC
Cooler 1 Therm Corr. Factor: +0 oC
Cooler 1 Corrected Temp: 3.3 oC
Comments:

Relinquished by/Company: (Signature)	Date/Time:	Received by/Company: (Signature)	Date/Time:
Apex	9-17-20/0754	Apex	9-17-20/0754
Apex	9-17-20/0830	PACE	9-17-20 8:30

MTJL LAB USE ONLY
Table #:
Acctnum:
Template:
Prelogin:
PM:
PB:

Trip Blank Received: Y (N) NA
HCL MeOH TSP Other

Non Conformance(s): YES / NO

Page: _____ of: _____

*Check mark top half of box if pH and/or dechlorination is verified and within the acceptance range for preservation samples.

Exceptions: VOA, Coliform, TOC, Oil and Grease, DRO/8015 (water) DOC, LLHg

**Bottom half of box is to list number of bottle

Project WO# : 92495932

PM: AMB Due Date: 09/18/20

CLIENT: 92-APEX MOOR

Item#	BP4U-125 mL Plastic Unpreserved (N/A) (Cl-)	BP3U-250 mL Plastic Unpreserved (N/A)	BP2U-500 mL Plastic Unpreserved (N/A)	BP1U-1 liter Plastic Unpreserved (N/A)	BP4S-125 mL Plastic H2SO4 (pH < 2) (Cl-)	BP3N-250 mL plastic HNO3 (pH < 2)	BP4Z-125 mL Plastic ZN Acetate & NaOH (>9)	BP4C-125 mL Plastic NaOH (pH > 12) (Cl-)	WGFU-Wide-mouthed Glass jar Unpreserved	AG1U-1 liter Amber Unpreserved (N/A) (Cl-)	AG1H-1 liter Amber HCl (pH < 2)	AG3U-250 mL Amber Unpreserved (N/A) (Cl-)	AG1S-1 liter Amber H2SO4 (pH < 2)	AG3S-250 mL Amber H2SO4 (pH < 2)	AG3A(DG3A)-250 mL Amber NH4Cl (N/A)(Cl-)	DG9H-40 mL VOA HCl (N/A)	VG9T-40 mL VOA Na2S2O3 (N/A)	VG9U-40 mL VOA Unp (N/A)	DG8P-40 mL VOA H3PO4 (N/A)	VOAK (6 vials per kit)-5035 kit (N/A)	V/GK (3 vials per kit)-VPH/Gas kit (N/A)	SPST-125 mL Sterile Plastic (N/A – lab)	SP2T-250 mL Sterile Plastic (N/A – lab)		BP3A-250 mL Plastic (NH2)2SO4 (9.3-9.7)	AG0U-100 mL Amber Unpreserved vials (N/A)	VSGU-20 mL Scintillation vials (N/A)	DG9U-40 mL Amber Unpreserved vials (N/A)
1						1 ✓										7													
2																													
3																													
4																													
5																													
6																													
7																													
8																													
9																													
10																													
11																													
12																													

pH Adjustment Log for Preserved Samples

Sample ID	Type of Preservative	pH upon receipt	Date preservation adjusted	Time preservation adjusted	Amount of Preservative added	Lot #

Note: Whenever there is a discrepancy affecting North Carolina compliance samples, a copy of this form will be sent to the North Carolina DEHNR Certification Office (i.e. Out of hold, incorrect preservative, out of temp, incorrect containers.

Pace Analytical Services, LLC
9800 Kincey Ave. Suite 100
Huntersville, NC 28078
(704)875-9092

September 21, 2020

Andrew Street
Apex Companies - NC
5900 Northwoods Business Pkwy
Suite 5900-0
Charlotte, NC 28269

RE: Project: 2020-LI-2448 Incident
Pace Project No.: 92495934

Dear Andrew Street:

Enclosed are the analytical results for sample(s) received by the laboratory on September 17, 2020. The results relate only to the samples included in this report. Results reported herein conform to the applicable TNI/NELAC Standards and the laboratory's Quality Manual, where applicable, unless otherwise noted in the body of the report.

The test results provided in this final report were generated by each of the following laboratories within the Pace Network:

- Pace National - Mt. Juliet
- Pace Analytical Services - Asheville
- Pace Analytical Services - Charlotte

If you have any questions concerning this report, please feel free to contact me.

Sincerely,

Angela M. Baioni

Angela Baioni
angela.baioni@pacelabs.com
(704)875-9092
Project Manager

Enclosures

cc: J Culbreath, Colonial Pipeline Company
Robert Hughes, Colonial Pipeline
Margaret King, APEX Companies, LLC
Emily Little, Apex Companies
Jeff Morrison, Colonial Pipeline Company
Tom Naumann, APEX Companies - NC
Joe Nicolette, Montrose-EPS
Christopher Schultz, Apex Companies
Alex Testoff, Montrose-EPS
Michael Verdon, Colonial Pipeline Company
JM Wyatt, Colonial Pipeline Company

This report shall not be reproduced, except in full,
without the written consent of Pace Analytical Services, LLC.

Pace Analytical Services, LLC
9800 Kincey Ave. Suite 100
Huntersville, NC 28078
(704)875-9092

CERTIFICATIONS

Project: 2020-LI-2448 Incident
Pace Project No.: 92495934

Pace Analytical Services National

12065 Lebanon Road, Mt. Juliet, TN 37122
Alabama Certification #: 40660
Alaska Certification 17-026
Arizona Certification #: AZ0612
Arkansas Certification #: 88-0469
California Certification #: 2932
Canada Certification #: 1461.01
Colorado Certification #: TN00003
Connecticut Certification #: PH-0197
DOD Certification: #1461.01
EPA# TN00003
Florida Certification #: E87487
Georgia DW Certification #: 923
Georgia Certification: NELAP
Idaho Certification #: TN00003
Illinois Certification #: 200008
Indiana Certification #: C-TN-01
Iowa Certification #: 364
Kansas Certification #: E-10277
Kentucky UST Certification #: 16
Kentucky Certification #: 90010
Louisiana Certification #: AI30792
Louisiana DW Certification #: LA180010
Maine Certification #: TN0002
Maryland Certification #: 324
Massachusetts Certification #: M-TN003
Michigan Certification #: 9958
Minnesota Certification #: 047-999-395
Mississippi Certification #: TN00003
Missouri Certification #: 340
Montana Certification #: CERT0086
Nebraska Certification #: NE-OS-15-05
Nevada Certification #: TN-03-2002-34
New Hampshire Certification #: 2975
New Jersey Certification #: TN002
New Mexico DW Certification
New York Certification #: 11742
North Carolina Aquatic Toxicity Certification #: 41
North Carolina Drinking Water Certification #: 21704
North Carolina Environmental Certificate #: 375
North Dakota Certification #: R-140
Ohio VAP Certification #: CL0069
Oklahoma Certification #: 9915
Oregon Certification #: TN200002
Pennsylvania Certification #: 68-02979
Rhode Island Certification #: LAO00356
South Carolina Certification #: 84004
South Dakota Certification
Tennessee DW/Chem/Micro Certification #: 2006
Texas Certification #: T 104704245-17-14
Texas Mold Certification #: LAB0152
USDA Soil Permit #: P330-15-00234
Utah Certification #: TN00003
Virginia Certification #: VT2006
Vermont Dept. of Health: ID# VT-2006
Virginia Certification #: 460132
Washington Certification #: C847
West Virginia Certification #: 233
Wisconsin Certification #: 9980939910
Wyoming UST Certification #: via A2LA 2926.01
A2LA-ISO 17025 Certification #: 1461.01
A2LA-ISO 17025 Certification #: 1461.02
AIHA-LAP/LLC EMLAP Certification #:100789

Pace Analytical Services Charlotte

9800 Kincey Ave. Ste 100, Huntersville, NC 28078
Louisiana/NELAP Certification # LA170028
North Carolina Drinking Water Certification #: 37706
North Carolina Field Services Certification #: 5342
North Carolina Wastewater Certification #: 12
South Carolina Certification #: 99006001
Florida/NELAP Certification #: E87627
Kentucky UST Certification #: 84
Virginia/VELAP Certification #: 460221

Pace Analytical Services Asheville

2225 Riverside Drive, Asheville, NC 28804
Florida/NELAP Certification #: E87648
Massachusetts Certification #: M-NC030
North Carolina Drinking Water Certification #: 37712
North Carolina Wastewater Certification #: 40
South Carolina Certification #: 99030001
Virginia/VELAP Certification #: 460222

REPORT OF LABORATORY ANALYSIS

This report shall not be reproduced, except in full,
without the written consent of Pace Analytical Services, LLC.

Pace Analytical Services, LLC
9800 Kincey Ave. Suite 100
Huntersville, NC 28078
(704)875-9092

SAMPLE ANALYTE COUNT

Project: 2020-LI-2448 Incident
Pace Project No.: 92495934

Lab ID	Sample ID	Method	Analysts	Analytes Reported	Laboratory
92495934001	**14226_HC_RD_20200916**	MADEP VPH	ADM	6	PAN
		EPA 6010D	SH1	1	PASI-A
		SM 6200B	CL	63	PASI-C

PAN = Pace National - Mt. Juliet
PASI-A = Pace Analytical Services - Asheville
PASI-C = Pace Analytical Services - Charlotte

This report shall not be reproduced, except in full,
without the written consent of Pace Analytical Services, LLC.

Pace Analytical Services, LLC
9800 Kincey Ave. Suite 100
Huntersville, NC 28078
(704)875-9092

ANALYTICAL RESULTS

Project: 2020-LI-2448 Incident
Pace Project No.: 92495934

Sample: 14226_HC_RD_20200916 **Lab ID: 92495934001** Collected: 09/16/20 13:00 Received: 09/17/20 08:30 Matrix: Water

Parameters	Results	Units	Report Limit	DF	Prepared	Analyzed	CAS No.	Qual
MADEPV	Analytical Method: MADEP VPH Preparation Method: MADEPV Pace National - Mt. Juliet							
Aliphatic (C05-C08)	ND	ug/L	100	1	09/18/20 18:28	09/18/20 18:28		
Aliphatic (C09-C12)	ND	ug/L	100	1	09/18/20 18:28	09/18/20 18:28		
Aromatic (C09-C10),Unadjusted	ND	ug/L	100	1	09/18/20 18:28	09/18/20 18:28	TPHC9C10A	
Total VPH	ND	ug/L	100	1	09/18/20 18:28	09/18/20 18:28	VPH	
Surrogates								
2,5-Dibromotoluene (FID)	99.0	%	70.0-130	1	09/18/20 18:28	09/18/20 18:28	615-59-8FID	
2,5-Dibromotoluene (PID)	92.6	%	70.0-130	1	09/18/20 18:28	09/18/20 18:28	615-59-8PID	
6010 MET ICP	Analytical Method: EPA 6010D Preparation Method: EPA 3010A Pace Analytical Services - Asheville							
Lead	ND	ug/L	5.0	1	09/18/20 02:19	09/18/20 12:25	7439-92-1	BC
6200B MSV	Analytical Method: SM 6200B Pace Analytical Services - Charlotte							
Benzene	ND	ug/L	0.50	1		09/17/20 20:30	71-43-2	
Bromobenzene	ND	ug/L	0.50	1		09/17/20 20:30	108-86-1	
Bromochloromethane	ND	ug/L	0.50	1		09/17/20 20:30	74-97-5	
Bromodichloromethane	ND	ug/L	0.50	1		09/17/20 20:30	75-27-4	
Bromoform	ND	ug/L	0.50	1		09/17/20 20:30	75-25-2	
Bromomethane	ND	ug/L	5.0	1		09/17/20 20:30	74-83-9	
n-Butylbenzene	ND	ug/L	0.50	1		09/17/20 20:30	104-51-8	
sec-Butylbenzene	ND	ug/L	0.50	1		09/17/20 20:30	135-98-8	
tert-Butylbenzene	ND	ug/L	0.50	1		09/17/20 20:30	98-06-6	
Carbon tetrachloride	ND	ug/L	0.50	1		09/17/20 20:30	56-23-5	
Chlorobenzene	ND	ug/L	0.50	1		09/17/20 20:30	108-90-7	
Chloroethane	ND	ug/L	1.0	1		09/17/20 20:30	75-00-3	
Chloroform	ND	ug/L	0.50	1		09/17/20 20:30	67-66-3	
Chloromethane	ND	ug/L	1.0	1		09/17/20 20:30	74-87-3	
2-Chlorotoluene	ND	ug/L	0.50	1		09/17/20 20:30	95-49-8	
4-Chlorotoluene	ND	ug/L	0.50	1		09/17/20 20:30	106-43-4	
1,2-Dibromo-3-chloropropane	ND	ug/L	1.0	1		09/17/20 20:30	96-12-8	
Dibromochloromethane	ND	ug/L	0.50	1		09/17/20 20:30	124-48-1	
1,2-Dibromoethane (EDB)	ND	ug/L	0.50	1		09/17/20 20:30	106-93-4	
Dibromomethane	ND	ug/L	0.50	1		09/17/20 20:30	74-95-3	
1,2-Dichlorobenzene	ND	ug/L	0.50	1		09/17/20 20:30	95-50-1	
1,3-Dichlorobenzene	ND	ug/L	0.50	1		09/17/20 20:30	541-73-1	
1,4-Dichlorobenzene	ND	ug/L	0.50	1		09/17/20 20:30	106-46-7	
Dichlorodifluoromethane	ND	ug/L	0.50	1		09/17/20 20:30	75-71-8	
1,1-Dichloroethane	ND	ug/L	0.50	1		09/17/20 20:30	75-34-3	
1,2-Dichloroethane	ND	ug/L	0.50	1		09/17/20 20:30	107-06-2	
1,1-Dichloroethene	ND	ug/L	0.50	1		09/17/20 20:30	75-35-4	
cis-1,2-Dichloroethene	ND	ug/L	0.50	1		09/17/20 20:30	156-59-2	
trans-1,2-Dichloroethene	ND	ug/L	0.50	1		09/17/20 20:30	156-60-5	
1,2-Dichloropropane	ND	ug/L	0.50	1		09/17/20 20:30	78-87-5	
1,3-Dichloropropane	ND	ug/L	0.50	1		09/17/20 20:30	142-28-9	
2,2-Dichloropropane	ND	ug/L	0.50	1		09/17/20 20:30	594-20-7	

REPORT OF LABORATORY ANALYSIS

This report shall not be reproduced, except in full,
without the written consent of Pace Analytical Services, LLC.

Pace Analytical Services, LLC
9800 Kincey Ave. Suite 100
Huntersville, NC 28078
(704)875-9092

ANALYTICAL RESULTS

Project: 2020-LI-2448 Incident
Pace Project No.: 92495934

Sample: 14226_HC_RD_20200916 **Lab ID: 92495934001** Collected: 09/16/20 13:00 Received: 09/17/20 08:30 Matrix: Water

Parameters	Results	Units	Report Limit	DF	Prepared	Analyzed	CAS No.	Qual
6200B MSV	Analytical Method: SM 6200B Pace Analytical Services - Charlotte							
1,1-Dichloropropene	ND	ug/L	0.50	1		09/17/20 20:30	563-58-6	
cis-1,3-Dichloropropene	ND	ug/L	0.50	1		09/17/20 20:30	10061-01-5	
trans-1,3-Dichloropropene	ND	ug/L	0.50	1		09/17/20 20:30	10061-02-6	
Diisopropyl ether	ND	ug/L	0.50	1		09/17/20 20:30	108-20-3	
Ethylbenzene	ND	ug/L	0.50	1		09/17/20 20:30	100-41-4	
Hexachloro-1,3-butadiene	ND	ug/L	2.0	1		09/17/20 20:30	87-68-3	
Isopropylbenzene (Cumene)	ND	ug/L	0.50	1		09/17/20 20:30	98-82-8	
Methylene Chloride	ND	ug/L	2.0	1		09/17/20 20:30	75-09-2	
Methyl-tert-butyl ether	ND	ug/L	0.50	1		09/17/20 20:30	1634-04-4	
Naphthalene	ND	ug/L	2.0	1		09/17/20 20:30	91-20-3	
n-Propylbenzene	ND	ug/L	0.50	1		09/17/20 20:30	103-65-1	
Styrene	ND	ug/L	0.50	1		09/17/20 20:30	100-42-5	
1,1,1,2-Tetrachloroethane	ND	ug/L	0.50	1		09/17/20 20:30	630-20-6	
1,1,2,2-Tetrachloroethane	ND	ug/L	0.50	1		09/17/20 20:30	79-34-5	
Tetrachloroethene	ND	ug/L	0.50	1		09/17/20 20:30	127-18-4	
Toluene	ND	ug/L	0.50	1		09/17/20 20:30	108-88-3	
1,2,3-Trichlorobenzene	ND	ug/L	2.0	1		09/17/20 20:30	87-61-6	
1,2,4-Trichlorobenzene	ND	ug/L	2.0	1		09/17/20 20:30	120-82-1	
1,1,1-Trichloroethane	ND	ug/L	0.50	1		09/17/20 20:30	71-55-6	
1,1,2-Trichloroethane	ND	ug/L	0.50	1		09/17/20 20:30	79-00-5	
Trichloroethene	ND	ug/L	0.50	1		09/17/20 20:30	79-01-6	
Trichlorofluoromethane	ND	ug/L	1.0	1		09/17/20 20:30	75-69-4	
1,2,3-Trichloropropane	ND	ug/L	0.50	1		09/17/20 20:30	96-18-4	
1,2,4-Trimethylbenzene	ND	ug/L	0.50	1		09/17/20 20:30	95-63-6	
1,3,5-Trimethylbenzene	ND	ug/L	0.50	1		09/17/20 20:30	108-67-8	
Vinyl chloride	ND	ug/L	1.0	1		09/17/20 20:30	75-01-4	
m&p-Xylene	ND	ug/L	1.0	1		09/17/20 20:30	179601-23-1	
o-Xylene	ND	ug/L	0.50	1		09/17/20 20:30	95-47-6	
Surrogates								
1,2-Dichloroethane-d4 (S)	84	%	70-130	1		09/17/20 20:30	17060-07-0	
4-Bromofluorobenzene (S)	93	%	70-130	1		09/17/20 20:30	460-00-4	
Toluene-d8 (S)	98	%	70-130	1		09/17/20 20:30	2037-26-5	

REPORT OF LABORATORY ANALYSIS

This report shall not be reproduced, except in full,
without the written consent of Pace Analytical Services, LLC.

Pace Analytical Services, LLC
9800 Kincey Ave. Suite 100
Huntersville, NC 28078
(704)875-9092

QUALITY CONTROL DATA

Project: 2020-LI-2448 Incident
Pace Project No.: 92495934

QC Batch: 1545405
QC Batch Method: MADEPV
Analysis Method: MADEP VPH
Analysis Description: MADEPV
Laboratory: Pace National - Mt. Juliet
Associated Lab Samples: 92495934001

METHOD BLANK: R3572118-1 Matrix: Water
Associated Lab Samples: 92495934001

Parameter	Units	Blank Result	Reporting Limit	Analyzed	Qualifiers
Aliphatic (C05-C08)	ug/L	ND	100	09/18/20 09:46	
Aliphatic (C09-C12)	ug/L	ND	100	09/18/20 09:46	
Aromatic (C09-C10),Unadjusted	ug/L	ND	100	09/18/20 09:46	
Total VPH	ug/L	ND	100	09/18/20 09:46	
2,5-Dibromotoluene (FID)	%	96.8	70.0-130	09/18/20 09:46	
2,5-Dibromotoluene (PID)	%	85.1	70.0-130	09/18/20 09:46	

LABORATORY CONTROL SAMPLE & LCSD: R3572118-2 R3572118-3

Parameter	Units	Spike Conc.	LCS Result	LCSD Result	LCS % Rec	LCSD % Rec	% Rec Limits	RPD	Max RPD	Qualifiers
Aliphatic (C05-C08)	ug/L	1200	1190	1190	99.2	99.2	70.0-130	0.00	25	
Aliphatic (C09-C12)	ug/L	1400	1430	1470	102	105	70.0-130	2.76	25	
Aromatic (C09-C10),Unadjusted	ug/L	200	236	212	118	106	70.0-130	10.7	25	
Total VPH	ug/L	2800	2860	2870	102	103	70.0-130	0.349	25	
2,5-Dibromotoluene (FID)	%				105	101	70.0-130			
2,5-Dibromotoluene (PID)	%				94.7	92.9	70.0-130			

Results presented on this page are in the units indicated by the "Units" column except where an alternate unit is presented to the right of the result.

REPORT OF LABORATORY ANALYSIS

This report shall not be reproduced, except in full,
without the written consent of Pace Analytical Services, LLC.

Pace Analytical Services, LLC
9800 Kincey Ave. Suite 100
Huntersville, NC 28078
(704)875-9092

QUALITY CONTROL DATA

Project: 2020-LI-2448 Incident
Pace Project No.: 92495934

QC Batch: 567317
QC Batch Method: EPA 3010A
Analysis Method: EPA 6010D
Analysis Description: 6010 MET
Laboratory: Pace Analytical Services - Asheville
Associated Lab Samples: 92495934001

METHOD BLANK: 3006542 Matrix: Water
Associated Lab Samples: 92495934001

Parameter	Units	Blank Result	Reporting Limit	Analyzed	Qualifiers
Lead	ug/L	ND	5.0	09/18/20 11:34	BC

LABORATORY CONTROL SAMPLE: 3006543

Parameter	Units	Spike Conc.	LCS Result	LCS % Rec	% Rec Limits	Qualifiers
Lead	ug/L	500	490	98	80-120	

MATRIX SPIKE & MATRIX SPIKE DUPLICATE: 3006544 3006545

Parameter	Units	92495926001 Result	MS Spike Conc.	MSD Spike Conc.	MS Result	MSD Result	MS % Rec	MSD % Rec	% Rec Limits	RPD	Qual
Lead	ug/L	ND	500	500	529	532	106	106	75-125	1	

Results presented on this page are in the units indicated by the "Units" column except where an alternate unit is presented to the right of the result.

REPORT OF LABORATORY ANALYSIS

This report shall not be reproduced, except in full,
without the written consent of Pace Analytical Services, LLC.

Pace Analytical Services, LLC
9800 Kincey Ave. Suite 100
Huntersville, NC 28078
(704)875-9092

QUALITY CONTROL DATA

Project: 2020-LI-2448 Incident
Pace Project No.: 92495934

QC Batch: 567114
QC Batch Method: SM 6200B
Analysis Method: SM 6200B
Analysis Description: 6200B MSV
Laboratory: Pace Analytical Services - Charlotte

Associated Lab Samples: 92495934001

METHOD BLANK: 3005093 Matrix: Water
Associated Lab Samples: 92495934001

Parameter	Units	Blank Result	Reporting Limit	Analyzed	Qualifiers
1,1,1,2-Tetrachloroethane	ug/L	ND	0.50	09/17/20 11:59	
1,1,1-Trichloroethane	ug/L	ND	0.50	09/17/20 11:59	
1,1,2,2-Tetrachloroethane	ug/L	ND	0.50	09/17/20 11:59	
1,1,2-Trichloroethane	ug/L	ND	0.50	09/17/20 11:59	
1,1-Dichloroethane	ug/L	ND	0.50	09/17/20 11:59	
1,1-Dichloroethene	ug/L	ND	0.50	09/17/20 11:59	
1,1-Dichloropropene	ug/L	ND	0.50	09/17/20 11:59	
1,2,3-Trichlorobenzene	ug/L	ND	2.0	09/17/20 11:59	
1,2,3-Trichloropropane	ug/L	ND	0.50	09/17/20 11:59	
1,2,4-Trichlorobenzene	ug/L	ND	2.0	09/17/20 11:59	
1,2,4-Trimethylbenzene	ug/L	ND	0.50	09/17/20 11:59	
1,2-Dibromo-3-chloropropane	ug/L	ND	1.0	09/17/20 11:59	
1,2-Dibromoethane (EDB)	ug/L	ND	0.50	09/17/20 11:59	
1,2-Dichlorobenzene	ug/L	ND	0.50	09/17/20 11:59	
1,2-Dichloroethane	ug/L	ND	0.50	09/17/20 11:59	
1,2-Dichloropropane	ug/L	ND	0.50	09/17/20 11:59	
1,3,5-Trimethylbenzene	ug/L	ND	0.50	09/17/20 11:59	
1,3-Dichlorobenzene	ug/L	ND	0.50	09/17/20 11:59	
1,3-Dichloropropane	ug/L	ND	0.50	09/17/20 11:59	
1,4-Dichlorobenzene	ug/L	ND	0.50	09/17/20 11:59	
2,2-Dichloropropane	ug/L	ND	0.50	09/17/20 11:59	
2-Chlorotoluene	ug/L	ND	0.50	09/17/20 11:59	
4-Chlorotoluene	ug/L	ND	0.50	09/17/20 11:59	
Benzene	ug/L	ND	0.50	09/17/20 11:59	
Bromobenzene	ug/L	ND	0.50	09/17/20 11:59	
Bromochloromethane	ug/L	ND	0.50	09/17/20 11:59	
Bromodichloromethane	ug/L	ND	0.50	09/17/20 11:59	
Bromoform	ug/L	ND	0.50	09/17/20 11:59	
Bromomethane	ug/L	ND	5.0	09/17/20 11:59	
Carbon tetrachloride	ug/L	ND	0.50	09/17/20 11:59	
Chlorobenzene	ug/L	ND	0.50	09/17/20 11:59	
Chloroethane	ug/L	ND	1.0	09/17/20 11:59	
Chloroform	ug/L	ND	0.50	09/17/20 11:59	
Chloromethane	ug/L	ND	1.0	09/17/20 11:59	
cis-1,2-Dichloroethene	ug/L	ND	0.50	09/17/20 11:59	
cis-1,3-Dichloropropene	ug/L	ND	0.50	09/17/20 11:59	
Dibromochloromethane	ug/L	ND	0.50	09/17/20 11:59	
Dibromomethane	ug/L	ND	0.50	09/17/20 11:59	
Dichlorodifluoromethane	ug/L	ND	0.50	09/17/20 11:59	
Diisopropyl ether	ug/L	ND	0.50	09/17/20 11:59	

Results presented on this page are in the units indicated by the "Units" column except where an alternate unit is presented to the right of the result.

REPORT OF LABORATORY ANALYSIS

This report shall not be reproduced, except in full,
without the written consent of Pace Analytical Services, LLC.

Pace Analytical Services, LLC
9800 Kincey Ave. Suite 100
Huntersville, NC 28078
(704)875-9092

QUALITY CONTROL DATA

Project: 2020-LI-2448 Incident
Pace Project No.: 92495934

METHOD BLANK: 3005093 Matrix: Water
Associated Lab Samples: 92495934001

Parameter	Units	Blank Result	Reporting Limit	Analyzed	Qualifiers
Ethylbenzene	ug/L	ND	0.50	09/17/20 11:59	
Hexachloro-1,3-butadiene	ug/L	ND	2.0	09/17/20 11:59	
Isopropylbenzene (Cumene)	ug/L	ND	0.50	09/17/20 11:59	
m&p-Xylene	ug/L	ND	1.0	09/17/20 11:59	
Methyl-tert-butyl ether	ug/L	ND	0.50	09/17/20 11:59	
Methylene Chloride	ug/L	ND	2.0	09/17/20 11:59	
n-Butylbenzene	ug/L	ND	0.50	09/17/20 11:59	
n-Propylbenzene	ug/L	ND	0.50	09/17/20 11:59	
Naphthalene	ug/L	ND	2.0	09/17/20 11:59	
o-Xylene	ug/L	ND	0.50	09/17/20 11:59	
sec-Butylbenzene	ug/L	ND	0.50	09/17/20 11:59	
Styrene	ug/L	ND	0.50	09/17/20 11:59	
tert-Butylbenzene	ug/L	ND	0.50	09/17/20 11:59	
Tetrachloroethene	ug/L	ND	0.50	09/17/20 11:59	
Toluene	ug/L	ND	0.50	09/17/20 11:59	
trans-1,2-Dichloroethene	ug/L	ND	0.50	09/17/20 11:59	
trans-1,3-Dichloropropene	ug/L	ND	0.50	09/17/20 11:59	
Trichloroethene	ug/L	ND	0.50	09/17/20 11:59	
Trichlorofluoromethane	ug/L	ND	1.0	09/17/20 11:59	
Vinyl chloride	ug/L	ND	1.0	09/17/20 11:59	
1,2-Dichloroethane-d4 (S)	%	84	70-130	09/17/20 11:59	
4-Bromofluorobenzene (S)	%	95	70-130	09/17/20 11:59	
Toluene-d8 (S)	%	101	70-130	09/17/20 11:59	

LABORATORY CONTROL SAMPLE: 3005094

Parameter	Units	Spike Conc.	LCS Result	LCS % Rec	% Rec Limits	Qualifiers
1,1,1,2-Tetrachloroethane	ug/L	50	52.5	105	60-140	
1,1,1-Trichloroethane	ug/L	50	46.8	94	60-140	
1,1,2,2-Tetrachloroethane	ug/L	50	51.5	103	60-140	
1,1,2-Trichloroethane	ug/L	50	50.8	102	60-140	
1,1-Dichloroethane	ug/L	50	46.9	94	60-140	
1,1-Dichloroethene	ug/L	50	47.2	94	60-140	
1,1-Dichloropropene	ug/L	50	48.1	96	60-140	
1,2,3-Trichlorobenzene	ug/L	50	54.3	109	60-140	
1,2,3-Trichloropropane	ug/L	50	49.5	99	60-140	
1,2,4-Trichlorobenzene	ug/L	50	56.0	112	60-140	
1,2,4-Trimethylbenzene	ug/L	50	52.0	104	60-140	
1,2-Dibromo-3-chloropropane	ug/L	50	52.1	104	60-140	
1,2-Dibromoethane (EDB)	ug/L	50	54.2	108	60-140	
1,2-Dichlorobenzene	ug/L	50	52.3	105	60-140	
1,2-Dichloroethane	ug/L	50	38.9	78	60-140	
1,2-Dichloropropane	ug/L	50	53.2	106	60-140	
1,3,5-Trimethylbenzene	ug/L	50	52.6	105	60-140	

Results presented on this page are in the units indicated by the "Units" column except where an alternate unit is presented to the right of the result.

REPORT OF LABORATORY ANALYSIS

This report shall not be reproduced, except in full,
without the written consent of Pace Analytical Services, LLC.

Pace Analytical Services, LLC
9800 Kincey Ave. Suite 100
Huntersville, NC 28078
(704)875-9092

QUALITY CONTROL DATA

Project: 2020-LI-2448 Incident
Pace Project No.: 92495934

LABORATORY CONTROL SAMPLE: 3005094

Parameter	Units	Spike Conc.	LCS Result	LCS % Rec	% Rec Limits	Qualifiers
1,3-Dichlorobenzene	ug/L	50	53.1	106	60-140	
1,3-Dichloropropane	ug/L	50	53.3	107	60-140	
1,4-Dichlorobenzene	ug/L	50	52.5	105	60-140	
2,2-Dichloropropane	ug/L	50	46.5	93	60-140	
2-Chlorotoluene	ug/L	50	53.0	106	60-140	
4-Chlorotoluene	ug/L	50	51.4	103	60-140	
Benzene	ug/L	50	51.7	103	60-140	
Bromobenzene	ug/L	50	52.9	106	60-140	
Bromochloromethane	ug/L	50	48.3	97	60-140	
Bromodichloromethane	ug/L	50	45.7	91	60-140	
Bromoform	ug/L	50	50.7	101	60-140	
Bromomethane	ug/L	50	46.0	92	60-140	
Carbon tetrachloride	ug/L	50	50.9	102	60-140	
Chlorobenzene	ug/L	50	53.0	106	60-140	
Chloroethane	ug/L	50	32.1	64	60-140	
Chloroform	ug/L	50	43.4	87	60-140	
Chloromethane	ug/L	50	47.1	94	60-140	
cis-1,2-Dichloroethene	ug/L	50	45.5	91	60-140	
cis-1,3-Dichloropropene	ug/L	50	53.9	108	60-140	
Dibromochloromethane	ug/L	50	52.7	105	60-140	
Dibromomethane	ug/L	50	51.6	103	60-140	
Dichlorodifluoromethane	ug/L	50	44.4	89	60-140	
Diisopropyl ether	ug/L	50	45.4	91	60-140	
Ethylbenzene	ug/L	50	52.8	106	60-140	
Hexachloro-1,3-butadiene	ug/L	50	58.6	117	60-140	
Isopropylbenzene (Cumene)	ug/L	50	53.3	107	60-140	
m&p-Xylene	ug/L	100	103	103	60-140	
Methyl-tert-butyl ether	ug/L	50	46.0	92	60-140	
Methylene Chloride	ug/L	50	40.5	81	60-140	
n-Butylbenzene	ug/L	50	53.7	107	60-140	
n-Propylbenzene	ug/L	50	53.4	107	60-140	
Naphthalene	ug/L	50	53.2	106	60-140	
o-Xylene	ug/L	50	52.4	105	60-140	
sec-Butylbenzene	ug/L	50	54.2	108	60-140	
Styrene	ug/L	50	54.3	109	60-140	
tert-Butylbenzene	ug/L	50	44.7	89	60-140	
Tetrachloroethene	ug/L	50	54.2	108	60-140	
Toluene	ug/L	50	51.1	102	60-140	
trans-1,2-Dichloroethene	ug/L	50	46.7	93	60-140	
trans-1,3-Dichloropropene	ug/L	50	50.0	100	60-140	
Trichloroethene	ug/L	50	53.9	108	60-140	
Trichlorofluoromethane	ug/L	50	46.4	93	60-140	
Vinyl chloride	ug/L	50	49.4	99	60-140	
1,2-Dichloroethane-d4 (S)	%			79	70-130	
4-Bromofluorobenzene (S)	%			99	70-130	
Toluene-d8 (S)	%			98	70-130	

Results presented on this page are in the units indicated by the "Units" column except where an alternate unit is presented to the right of the result.

REPORT OF LABORATORY ANALYSIS

This report shall not be reproduced, except in full,
without the written consent of Pace Analytical Services, LLC.

Pace Analytical Services, LLC
9800 Kincey Ave. Suite 100
Huntersville, NC 28078
(704)875-9092

QUALITY CONTROL DATA

Project: 2020-LI-2448 Incident
Pace Project No.: 92495934

MATRIX SPIKE & MATRIX SPIKE DUPLICATE: 3005095 3005096

Parameter	Units	92495029006 Result	MS Spike Conc.	MSD Spike Conc.	MS Result	MSD Result	MS % Rec	MSD % Rec	% Rec Limits	RPD	Qual
1,1,1,2-Tetrachloroethane	ug/L	ND	2000	2000	1900	1870	95	93	60-140	1	
1,1,1-Trichloroethane	ug/L	ND	2000	2000	1930	2030	97	102	60-140	5	
1,1,2,2-Tetrachloroethane	ug/L	ND	2000	2000	2100	2350	105	118	60-140	11	
1,1,2-Trichloroethane	ug/L	ND	2000	2000	1790	1880	90	94	60-140	5	
1,1-Dichloroethane	ug/L	ND	2000	2000	2100	2090	105	104	60-140	1	
1,1-Dichloroethene	ug/L	ND	2000	2000	2040	2380	102	119	60-140	15	
1,1-Dichloropropene	ug/L	ND	2000	2000	1980	2030	99	101	60-140	2	
1,2,3-Trichlorobenzene	ug/L	ND	2000	2000	2160	1770	108	88	60-140	20	
1,2,3-Trichloropropane	ug/L	ND	2000	2000	2070	2310	103	115	60-140	11	
1,2,4-Trichlorobenzene	ug/L	ND	2000	2000	2110	1910	105	96	60-140	10	
1,2,4-Trimethylbenzene	ug/L	683	2000	2000	2990	2810	115	106	60-140	6	
1,2-Dibromo-3-chloropropane	ug/L	ND	2000	2000	2180	2110	109	106	60-140	3	
1,2-Dibromoethane (EDB)	ug/L	ND	2000	2000	2110	2270	106	113	60-140	7	
1,2-Dichlorobenzene	ug/L	ND	2000	2000	2350	2130	117	107	60-140	10	
1,2-Dichloroethane	ug/L	ND	2000	2000	1910	1970	96	98	60-140	3	
1,2-Dichloropropane	ug/L	ND	2000	2000	2320	2010	116	100	60-140	15	
1,3,5-Trimethylbenzene	ug/L	153	2000	2000	2590	2110	122	98	60-140	20	
1,3-Dichlorobenzene	ug/L	ND	2000	2000	2220	2120	111	106	60-140	5	
1,3-Dichloropropane	ug/L	ND	2000	2000	2150	2340	108	117	60-140	9	
1,4-Dichlorobenzene	ug/L	ND	2000	2000	2210	2070	110	103	60-140	7	
2,2-Dichloropropane	ug/L	ND	2000	2000	1910	2070	95	103	60-140	8	
2-Chlorotoluene	ug/L	ND	2000	2000	2380	1940	119	97	60-140	20	
4-Chlorotoluene	ug/L	ND	2000	2000	2300	1790	115	90	60-140	25	
Benzene	ug/L	14000	2000	2000	16800	16400	138	117	60-140	3	
Bromobenzene	ug/L	ND	2000	2000	2310	1880	116	94	60-140	20	
Bromochloromethane	ug/L	ND	2000	2000	2010	2070	101	104	60-140	3	
Bromodichloromethane	ug/L	ND	2000	2000	1820	1940	91	97	60-140	6	
Bromoform	ug/L	ND	2000	2000	2010	2400	101	120	60-140	18	
Bromomethane	ug/L	ND	2000	2000	2030	2330	102	116	60-140	14	
Carbon tetrachloride	ug/L	ND	2000	2000	2290	2050	115	103	60-140	11	
Chlorobenzene	ug/L	ND	2000	2000	2100	2100	105	105	60-140	0	
Chloroethane	ug/L	ND	2000	2000	2260	2330	113	117	60-140	3	
Chloroform	ug/L	ND	2000	2000	2130	2330	106	117	60-140	9	
Chloromethane	ug/L	ND	2000	2000	1960	2070	98	104	60-140	6	
cis-1,2-Dichloroethene	ug/L	ND	2000	2000	1990	2320	100	116	60-140	15	
cis-1,3-Dichloropropene	ug/L	ND	2000	2000	2080	1940	104	97	60-140	7	
Dibromochloromethane	ug/L	ND	2000	2000	1760	1850	88	93	60-140	5	
Dibromomethane	ug/L	ND	2000	2000	2060	1960	103	98	60-140	5	
Dichlorodifluoromethane	ug/L	ND	2000	2000	1540	1610	77	81	60-140	5	
Diisopropyl ether	ug/L	ND	2000	2000	2070	1770	102	87	60-140	15	
Ethylbenzene	ug/L	1220	2000	2000	3310	3350	104	107	60-140	1	
Hexachloro-1,3-butadiene	ug/L	ND	2000	2000	2180	1950	109	98	60-140	11	
Isopropylbenzene (Cumene)	ug/L	ND	2000	2000	2410	2360	118	116	60-140	2	
m&p-Xylene	ug/L	3980	4000	4000	8160	8060	104	102	60-140	1	
Methyl-tert-butyl ether	ug/L	3220	2000	2000	5190	4450	98	61	60-140	15	
Methylene Chloride	ug/L	ND	2000	2000	1700	1620	85	81	60-140	4	

Results presented on this page are in the units indicated by the "Units" column except where an alternate unit is presented to the right of the result.

REPORT OF LABORATORY ANALYSIS

This report shall not be reproduced, except in full,
without the written consent of Pace Analytical Services, LLC.

Pace Analytical Services, LLC
9800 Kincey Ave. Suite 100
Huntersville, NC 28078
(704)875-9092

QUALITY CONTROL DATA

Project: 2020-LI-2448 Incident
Pace Project No.: 92495934

MATRIX SPIKE & MATRIX SPIKE DUPLICATE: 3005095 3005096

Parameter	Units	92495029006 Result	MS Spike Conc.	MSD Spike Conc.	MS Result	MSD Result	MS % Rec	MSD % Rec	% Rec Limits	RPD	Qual
n-Butylbenzene	ug/L	ND	2000	2000	2420	2150	121	108	60-140	12	
n-Propylbenzene	ug/L	94.5	2000	2000	2600	2010	125	96	60-140	26	
Naphthalene	ug/L	ND	2000	2000	2280	2060	104	93	60-140	10	
o-Xylene	ug/L	2060	2000	2000	4450	4370	119	115	60-140	2	
sec-Butylbenzene	ug/L	ND	2000	2000	2310	2200	115	110	60-140	5	
Styrene	ug/L	ND	2000	2000	2200	2630	110	132	60-140	18	
tert-Butylbenzene	ug/L	ND	2000	2000	2280	1880	114	94	60-140	20	
Tetrachloroethene	ug/L	ND	2000	2000	2110	2390	106	119	60-140	12	
Toluene	ug/L	19000	2000	2000	20300	21500	67	123	60-140	5	E
trans-1,2-Dichloroethene	ug/L	ND	2000	2000	2480	1890	124	95	60-140	27	
trans-1,3-Dichloropropene	ug/L	ND	2000	2000	1780	1770	89	89	60-140	0	
Trichloroethene	ug/L	ND	2000	2000	2170	2010	108	100	60-140	7	
Trichlorofluoromethane	ug/L	ND	2000	2000	2010	2160	101	108	60-140	7	
Vinyl chloride	ug/L	ND	2000	2000	2100	2160	105	108	60-140	3	
1,2-Dichloroethane-d4 (S)	%						98	98	70-130		
4-Bromofluorobenzene (S)	%						97	113	70-130		
Toluene-d8 (S)	%						92	92	70-130		

Results presented on this page are in the units indicated by the "Units" column except where an alternate unit is presented to the right of the result.

REPORT OF LABORATORY ANALYSIS

This report shall not be reproduced, except in full,
without the written consent of Pace Analytical Services, LLC.

Pace Analytical Services, LLC
9800 Kincey Ave. Suite 100
Huntersville, NC 28078
(704)875-9092

QUALIFIERS

Project: 2020-LI-2448 Incident
Pace Project No.: 92495934

DEFINITIONS

DF - Dilution Factor, if reported, represents the factor applied to the reported data due to dilution of the sample aliquot.

ND - Not Detected at or above adjusted reporting limit.

TNTC - Too Numerous To Count

J - Estimated concentration above the adjusted method detection limit and below the adjusted reporting limit.

MDL - Adjusted Method Detection Limit.

PQL - Practical Quantitation Limit.

RL - Reporting Limit - The lowest concentration value that meets project requirements for quantitative data with known precision and bias for a specific analyte in a specific matrix.

S - Surrogate

1,2-Diphenylhydrazine decomposes to and cannot be separated from Azobenzene using Method 8270. The result for each analyte is a combined concentration.

Consistent with EPA guidelines, unrounded data are displayed and have been used to calculate % recovery and RPD values.

LCS(D) - Laboratory Control Sample (Duplicate)

MS(D) - Matrix Spike (Duplicate)

DUP - Sample Duplicate

RPD - Relative Percent Difference

NC - Not Calculable.

SG - Silica Gel - Clean-Up

U - Indicates the compound was analyzed for, but not detected.

Acid preservation may not be appropriate for 2 Chloroethylvinyl ether.

A separate vial preserved to a pH of 4-5 is recommended in SW846 Chapter 4 for the analysis of Acrolein and Acrylonitrile by EPA Method 8260.

N-Nitrosodiphenylamine decomposes and cannot be separated from Diphenylamine using Method 8270. The result reported for each analyte is a combined concentration.

Pace Analytical is TNI accredited. Contact your Pace PM for the current list of accredited analytes.

TNI - The NELAC Institute.

ANALYTE QUALIFIERS

BC	The same analyte was detected in an associated blank at a concentration above 1/2 the reporting limit but below the laboratory reporting limit.
E	Analyte concentration exceeded the calibration range. The reported result is estimated.

This report shall not be reproduced, except in full,
without the written consent of Pace Analytical Services, LLC.

Pace Analytical Services, LLC
9800 Kincey Ave. Suite 100
Huntersville, NC 28078
(704)875-9092

QUALITY CONTROL DATA CROSS REFERENCE TABLE

Project: 2020-LI-2448 Incident
Pace Project No.: 92495934

Lab ID	Sample ID	QC Batch Method	QC Batch	Analytical Method	Analytical Batch
92495934001	**14226_HC_RD_20200916**	MADEPV	1545405	MADEP VPH	1545405
92495934001	**14226_HC_RD_20200916**	EPA 3010A	567317	EPA 6010D	567327
92495934001	**14226_HC_RD_20200916**	SM 6200B	567114		

This report shall not be reproduced, except in full,
without the written consent of Pace Analytical Services, LLC.

CHAIN-OF-CUSTODY Analytical Request Document

Pace Analytical

Chain-of-Custody is a LEGAL DOCUMENT - Complete all relevent fields

LAB USE

WO# : 92495934

92495934

mber or

Company: Apex Companies, LLC	Billing Information:
Address:	
Report To: Andrew Street	Email To: Andrew.Street@apexcos.com
Copy To:	Site Collection Info/Address: 14226 Huntersville Concord Rd
Customer Project Name/Number: 2020-LI-2448 Incident	State: NC County/City: Huntersville Time Zone Collected: [ ]PT [ ]MT [ ]CT [X]ET
Phone: Email:	Site/Facility ID #: Compliance Monitoring? [ ] Yes [ ] No
Collected By (print): Thomas Fisher	Purchase Order #: Quote #: DW PWS ID #: DW Location Code:
Collected By (signature): Thomas Fisher	Turnaround Date Required: ASAP Immediately Packed on Ice: [X] Yes [ ] No
Sample Disposal: [ ] Dispose as appropriate [ ] Return [ ] Archive: _____ [ ] Hold: _____	Rush: [ ] Same Day [ ] Next Day [ ] 2 Day [ ] 3 Day [ ] 4 Day [ ] 5 Day (Expedite Charges Apply) Field Filtered (if applicable): [ ] Yes [ ] No Analysis: _____

* Matrix Codes (Insert in Matrix box below): Drinking Water (DW), Ground Water (GW), Wastewater (WW), Product (P), Soil/Solid (SL), Oil (OL), Wipe (WP), Air (AR), Tissue (TS), Bioassay (B), Vapor (V), Other (OT)

Container / Preservative Type: 3 | 3 | 1

Lab Project Manager:

** Preservative Types: (1) nitric acid, (2) sulfuric acid, (3) hydrochloric acid, (4) sodium hydroxide, (5) zinc acetate, (6) methanol, (7) sodium bisulfate, (8) sodium thiosulfate, (9) hexane, (A) ascorbic acid, (B) ammonium sulfate, (C) ammonium hydroxide, (D) TSP, (U) Unpreserved, (O) Other _____

Customer Sample ID	Matrix *	Comp / Grab	Collected (or Composite Start) Date	Collected (or Composite Start) Time	Composite End Date	Composite End Time	Res Cl	# of Ctns	Analyses: VOCs SM 6200B	Analyses: MADEP VPH	Analyses: Lead	Lab Profile/Line:
14226_HC_RD-20200916	DW	G	9/16/20	1300				8	X	X	X	92495934 001
												002 (TB)

Lab Profile/Line:

Lab Sample Receipt Checklist:

Custody Seals Present/Intact	Y	(N)	NA
Custody Signatures Present	(Y)	N	NA
Collector Signature Present	(Y)	N	NA
Bottles Intact	(Y)	N	NA
Correct Bottles	(Y)	N	NA
Sufficient Volume	(Y)	N	NA
Samples Received on Ice	(Y)	N	NA
VOA - Headspace Acceptable	(Y)	N	NA
USDA Regulated Soils	Y	N	(NA)
Samples in Holding Time	(Y)	N	NA
Residual Chlorine Present	Y	N	(NA)
Cl Strips: _____			
Sample pH Acceptable	(Y)	N	NA
pH Strips: _____			
Sulfide Present	Y	N	(NA)
Lead Acetate Strips: _____			

LAB USE ONLY:
Lab Sample # / Comments:

Customer Remarks / Special Conditions / Possible Hazards:

Type of Ice Used: (Wet) Blue Dry None

Packing Material Used: b. bags

Radchem sample(s) screened (<500 cpm): Y N (NA)

SHORT HOLDS PRESENT (<72 hours): Y (N) N/A

Lab Tracking #: 2539425

Samples received via: FEDEX UPS (Client) Courier Pace Courier

Lab Sample Temperature Info:
Temp Blank Received: Y (N) NA
Therm ID#: IR9ZTO61
Cooler 1 Temp Upon Receipt: 3.3 oC
Cooler 1 Therm Corr. Factor: +0 oC
Cooler 1 Corrected Temp: 3.3 oC
Comments:

Relinquished by/Company: (Signature)	Date/Time:	Received by/Company: (Signature)	Date/Time:
Thomas Fisher/Apex	9-17-20/0750	[signature]/Apex	9-17-20/0750
[signature]/Apex	9-17-20/0830	AAMP PACE	9-17-20 8:30
Relinquished by/Company: (Signature)	Date/Time:	Received by/Company: (Signature)	Date/Time:

MTJL LAB USE ONLY
Table #:
Acctnum:
Template:
Prelogin:
PM:
PB:

Trip Blank Received: (Y) N NA
(HCL) MeOH TSP Other

Non Conformance(s): YES / NO

Page: _____ of: _____

*Check mark top half of box if pH and/or dechlorination is verified and within the acceptance range for preservation samples.

Exceptions: VOA, Coliform, TOC, Oil and Grease, DRO/8015 (water) DOC, LLHg

**Bottom half of box is to list number of bottle

Project: **WO#: 92495934**

PM: AMB Due Date: 09/18/20

CLIENT: 92-APEX MOOR

Item#	BP4U-125 mL Plastic Unpreserved (N/A) (Cl-)	BP3U-250 mL Plastic Unpreserved (N/A)	BP2U-500 mL Plastic Unpreserved (N/A)	BP1U-1 liter Plastic Unpreserved (N/A)	BP4S-125 mL Plastic H2SO4 (pH < 2) (Cl-)	BP3N-250 mL plastic HNO3 (pH < 2)	BP4Z-125 mL Plastic ZN Acetate & NaOH (>9)	BP4C-125 mL Plastic NaOH (pH > 12) (Cl-)	WGFU-Wide-mouthed Glass jar Unpreserved	AG1U-1 liter Amber Unpreserved (N/A) (Cl-)	AG1H-1 liter Amber HCl (pH < 2)	AG3U-250 mL Amber Unpreserved (N/A) (Cl-)	AG1S-1 liter Amber H2SO4 (pH < 2)	AG3S-250 mL Amber H2SO4 (pH < 2)	AG3A(DG3A)-250 mL Amber NH4Cl (N/A)(Cl-)	DG9H-40 mL VOA HCl (N/A)	VG9T-40 mL VOA Na2S2O3 (N/A)	VG9U-40 mL VOA Unp (N/A)	DG9P-40 mL VOA H3PO4 (N/A)	VOAK (6 vials per kit)-5035 kit (N/A)	V/GK (3 vials per kit)-VPH/Gas kit (N/A)	SPST-125 mL Sterile Plastic (N/A – lab)	SP2T-250 mL Sterile Plastic (N/A – lab)		BP3A-250 mL Plastic (NH2)2SO4 (9.3-9.7)	AG0U-100 mL Amber Unpreserved vials (N/A)	VSGU-20 mL Scintillation vials (N/A)	DG9U-40 mL Amber Unpreserved vials (N/A)
1						1										7													
2																2													
3																													
4																													
5																													
6																													
7																													
8																													
9																													
10																													
11																													
12																													

pH Adjustment Log for Preserved Samples

Sample ID	Type of Preservative	pH upon receipt	Date preservation adjusted	Time preservation adjusted	Amount of Preservative added	Lot #

Note: Whenever there is a discrepancy affecting North Carolina compliance samples, a copy of this form will be sent to the North Carolina DEHNR Certification Office (i.e. Out of hold, incorrect preservative, out of temp, incorrect containers.

Pace Analytical
www.pacelabs.com

Sample Receiving Non-Conformance Form (NCF)

Date: 9-17-20	Evaluated by: AMP
Client: Apex	

Affix Workorder/Login Label Here or List Pace Workorder Number or MTJL Log-in Number Here

92495934

1. If Chain-of-Custody (COC) is not received: contact client and if necessary, fill out a COC and indicate that it was filled out by lab personnel. Note issues on this NCF.

2. If COC is incomplete, check applicable issues below and add details where appropriate:

	Collection date/time missing or incorrect		Analyses or analytes: missing or clarification needed		Samples listed on COC do not match samples received (missing, additional, etc.)
	Sample IDs on COC do not match sample labels		Required trip blanks were not received		Required signatures are missing

Comments/Details/Other Issues not listed above:

Additional Sample : Trip Blank

3. Sample integrity issues: check applicable issues below and add details where appropriate:

	Samples: Past holding time		Samples: Condition needs to be brought to lab personnel's attention (details below)		Preservation: Improper
	Samples: Not field filtered		Containers: Broken or compromised		Temperature: not within acceptance criteria (typically 0-6C)
	Samples: Insufficient volume received		Containers: Incorrect		Temperature: Samples arrived frozen
	Samples: Cooler damaged or compromised		Custody Seals: Missing or compromised on samples, trip blanks or coolers		Vials received with improper headspace
	Samples: contain chlorine or sulfides		Packing Material: Insufficient/Improper		Other:

Comments/Details:

4. If Samples not preserved properly and Sample Receiving adjusts pH, add details below:

Sample ID:	Date/Time:	Amount/type pres added:
Preserved by:	Initial and Final pH:	Lot # of pres added:
Sample ID:	Date/Time:	Amount/type pres added:
Preserved by:	Initial and Final pH:	Lot # of pres added:
Sample ID:	Date/Time:	Amount/type pres added:
Preserved by:	Initial and Final pH:	Lot # of pres added:

5. Client Contact: If client is contacted for any issue listed above, fill in details below:

Client: Apex Co.	Contacted per: email	
PM Initials: AMB	Date/Time: 9-17-2020 1306	

Client Comments/Instructions:

Do not need to run the trip blank.

Pace Analytical Services, LLC
9800 Kincey Ave. Suite 100
Huntersville, NC 28078
(704)875-9092

September 21, 2020

Andrew Street
Apex Companies - NC
5900 Northwoods Business Pkwy
Suite 5900-0
Charlotte, NC 28269

RE: Project: 2020-L1-2448 Incident
Pace Project No.: 92495935

Dear Andrew Street:

Enclosed are the analytical results for sample(s) received by the laboratory on September 17, 2020. The results relate only to the samples included in this report. Results reported herein conform to the applicable TNI/NELAC Standards and the laboratory's Quality Manual, where applicable, unless otherwise noted in the body of the report.

The test results provided in this final report were generated by each of the following laboratories within the Pace Network:

- Pace National - Mt. Juliet
- Pace Analytical Services - Asheville
- Pace Analytical Services - Charlotte

If you have any questions concerning this report, please feel free to contact me.

Sincerely,

Angela M. Baioni

Angela Baioni
angela.baioni@pacelabs.com
(704)875-9092
Project Manager

Enclosures

cc: J Culbreath, Colonial Pipeline Company
Robert Hughes, Colonial Pipeline
Margaret King, APEX Companies, LLC
Emily Little, Apex Companies
Jeff Morrison, Colonial Pipeline Company
Tom Naumann, APEX Companies - NC
Joe Nicolette, Montrose-EPS
Christopher Schultz, Apex Companies
Alex Testoff, Montrose-EPS
Michael Verdon, Colonial Pipeline Company
JM Wyatt, Colonial Pipeline Company

This report shall not be reproduced, except in full,
without the written consent of Pace Analytical Services, LLC.

Pace Analytical Services, LLC
9800 Kincey Ave. Suite 100
Huntersville, NC 28078
(704)875-9092

CERTIFICATIONS

Project: 2020-L1-2448 Incident
Pace Project No.: 92495935

Pace Analytical Services National

12065 Lebanon Road, Mt. Juliet, TN 37122
Alabama Certification #: 40660
Alaska Certification 17-026
Arizona Certification #: AZ0612
Arkansas Certification #: 88-0469
California Certification #: 2932
Canada Certification #: 1461.01
Colorado Certification #: TN00003
Connecticut Certification #: PH-0197
DOD Certification: #1461.01
EPA# TN00003
Florida Certification #: E87487
Georgia DW Certification #: 923
Georgia Certification: NELAP
Idaho Certification #: TN00003
Illinois Certification #: 200008
Indiana Certification #: C-TN-01
Iowa Certification #: 364
Kansas Certification #: E-10277
Kentucky UST Certification #: 16
Kentucky Certification #: 90010
Louisiana Certification #: AI30792
Louisiana DW Certification #: LA180010
Maine Certification #: TN0002
Maryland Certification #: 324
Massachusetts Certification #: M-TN003
Michigan Certification #: 9958
Minnesota Certification #: 047-999-395
Mississippi Certification #: TN00003
Missouri Certification #: 340
Montana Certification #: CERT0086
Nebraska Certification #: NE-OS-15-05
Nevada Certification #: TN-03-2002-34
New Hampshire Certification #: 2975
New Jersey Certification #: TN002
New Mexico DW Certification
New York Certification #: 11742
North Carolina Aquatic Toxicity Certification #: 41
North Carolina Drinking Water Certification #: 21704
North Carolina Environmental Certificate #: 375
North Dakota Certification #: R-140
Ohio VAP Certification #: CL0069
Oklahoma Certification #: 9915
Oregon Certification #: TN200002
Pennsylvania Certification #: 68-02979
Rhode Island Certification #: LAO00356
South Carolina Certification #: 84004
South Dakota Certification
Tennessee DW/Chem/Micro Certification #: 2006
Texas Certification #: T 104704245-17-14
Texas Mold Certification #: LAB0152
USDA Soil Permit #: P330-15-00234
Utah Certification #: TN00003
Virginia Certification #: VT2006
Vermont Dept. of Health: ID# VT-2006
Virginia Certification #: 460132
Washington Certification #: C847
West Virginia Certification #: 233
Wisconsin Certification #: 9980939910
Wyoming UST Certification #: via A2LA 2926.01
A2LA-ISO 17025 Certification #: 1461.01
A2LA-ISO 17025 Certification #: 1461.02
AIHA-LAP/LLC EMLAP Certification #:100789

Pace Analytical Services Charlotte

9800 Kincey Ave. Ste 100, Huntersville, NC 28078
Louisiana/NELAP Certification # LA170028
North Carolina Drinking Water Certification #: 37706
North Carolina Field Services Certification #: 5342
North Carolina Wastewater Certification #: 12
South Carolina Certification #: 99006001
Florida/NELAP Certification #: E87627
Kentucky UST Certification #: 84
Virginia/VELAP Certification #: 460221

Pace Analytical Services Asheville

2225 Riverside Drive, Asheville, NC 28804
Florida/NELAP Certification #: E87648
Massachusetts Certification #: M-NC030
North Carolina Drinking Water Certification #: 37712
North Carolina Wastewater Certification #: 40
South Carolina Certification #: 99030001
Virginia/VELAP Certification #: 460222

REPORT OF LABORATORY ANALYSIS

This report shall not be reproduced, except in full,
without the written consent of Pace Analytical Services, LLC.

Pace Analytical Services, LLC
9800 Kincey Ave. Suite 100
Huntersville, NC 28078
(704)875-9092

SAMPLE ANALYTE COUNT

Project: 2020-L1-2448 Incident
Pace Project No.: 92495935

Lab ID	Sample ID	Method	Analysts	Analytes Reported	Laboratory
92495935001	**13945_AC_RD_20200916**	MADEP VPH	ADM	6	PAN
		EPA 6010D	SH1	1	PASI-A
		SM 6200B	CL	63	PASI-C

PAN = Pace National - Mt. Juliet
PASI-A = Pace Analytical Services - Asheville
PASI-C = Pace Analytical Services - Charlotte

This report shall not be reproduced, except in full,
without the written consent of Pace Analytical Services, LLC.

Pace Analytical Services, LLC
9800 Kincey Ave. Suite 100
Huntersville, NC 28078
(704)875-9092

ANALYTICAL RESULTS

Project: 2020-L1-2448 Incident
Pace Project No.: 92495935

Sample: 13945_AC_RD_20200916 **Lab ID: 92495935001** Collected: 09/16/20 15:55 Received: 09/17/20 08:30 Matrix: Water

Parameters	Results	Units	Report Limit	DF	Prepared	Analyzed	CAS No.	Qual
MADEPV	Analytical Method: MADEP VPH Preparation Method: MADEPV Pace National - Mt. Juliet							
Aliphatic (C05-C08)	ND	ug/L	100	1	09/18/20 14:54	09/18/20 14:54		
Aliphatic (C09-C12)	ND	ug/L	100	1	09/18/20 14:54	09/18/20 14:54		
Aromatic (C09-C10),Unadjusted	ND	ug/L	100	1	09/18/20 14:54	09/18/20 14:54	TPHC9C10A	
Total VPH	ND	ug/L	100	1	09/18/20 14:54	09/18/20 14:54	VPH	
Surrogates								
2,5-Dibromotoluene (FID)	98.6	%	70.0-130	1	09/18/20 14:54	09/18/20 14:54	615-59-8FID	
2,5-Dibromotoluene (PID)	92.0	%	70.0-130	1	09/18/20 14:54	09/18/20 14:54	615-59-8PID	
6010 MET ICP	Analytical Method: EPA 6010D Preparation Method: EPA 3010A Pace Analytical Services - Asheville							
Lead	ND	ug/L	5.0	1	09/18/20 02:19	09/18/20 12:28	7439-92-1	BC
6200B MSV	Analytical Method: SM 6200B Pace Analytical Services - Charlotte							
Benzene	ND	ug/L	0.50	1		09/17/20 19:29	71-43-2	
Bromobenzene	ND	ug/L	0.50	1		09/17/20 19:29	108-86-1	
Bromochloromethane	ND	ug/L	0.50	1		09/17/20 19:29	74-97-5	
Bromodichloromethane	ND	ug/L	0.50	1		09/17/20 19:29	75-27-4	
Bromoform	ND	ug/L	0.50	1		09/17/20 19:29	75-25-2	
Bromomethane	ND	ug/L	5.0	1		09/17/20 19:29	74-83-9	
n-Butylbenzene	ND	ug/L	0.50	1		09/17/20 19:29	104-51-8	
sec-Butylbenzene	ND	ug/L	0.50	1		09/17/20 19:29	135-98-8	
tert-Butylbenzene	ND	ug/L	0.50	1		09/17/20 19:29	98-06-6	
Carbon tetrachloride	ND	ug/L	0.50	1		09/17/20 19:29	56-23-5	
Chlorobenzene	ND	ug/L	0.50	1		09/17/20 19:29	108-90-7	
Chloroethane	ND	ug/L	1.0	1		09/17/20 19:29	75-00-3	
Chloroform	ND	ug/L	0.50	1		09/17/20 19:29	67-66-3	
Chloromethane	ND	ug/L	1.0	1		09/17/20 19:29	74-87-3	
2-Chlorotoluene	ND	ug/L	0.50	1		09/17/20 19:29	95-49-8	
4-Chlorotoluene	ND	ug/L	0.50	1		09/17/20 19:29	106-43-4	
1,2-Dibromo-3-chloropropane	ND	ug/L	1.0	1		09/17/20 19:29	96-12-8	
Dibromochloromethane	ND	ug/L	0.50	1		09/17/20 19:29	124-48-1	
1,2-Dibromoethane (EDB)	ND	ug/L	0.50	1		09/17/20 19:29	106-93-4	
Dibromomethane	ND	ug/L	0.50	1		09/17/20 19:29	74-95-3	
1,2-Dichlorobenzene	ND	ug/L	0.50	1		09/17/20 19:29	95-50-1	
1,3-Dichlorobenzene	ND	ug/L	0.50	1		09/17/20 19:29	541-73-1	
1,4-Dichlorobenzene	ND	ug/L	0.50	1		09/17/20 19:29	106-46-7	
Dichlorodifluoromethane	ND	ug/L	0.50	1		09/17/20 19:29	75-71-8	
1,1-Dichloroethane	ND	ug/L	0.50	1		09/17/20 19:29	75-34-3	
1,2-Dichloroethane	ND	ug/L	0.50	1		09/17/20 19:29	107-06-2	
1,1-Dichloroethene	ND	ug/L	0.50	1		09/17/20 19:29	75-35-4	
cis-1,2-Dichloroethene	ND	ug/L	0.50	1		09/17/20 19:29	156-59-2	
trans-1,2-Dichloroethene	ND	ug/L	0.50	1		09/17/20 19:29	156-60-5	
1,2-Dichloropropane	ND	ug/L	0.50	1		09/17/20 19:29	78-87-5	
1,3-Dichloropropane	ND	ug/L	0.50	1		09/17/20 19:29	142-28-9	
2,2-Dichloropropane	ND	ug/L	0.50	1		09/17/20 19:29	594-20-7	

REPORT OF LABORATORY ANALYSIS

This report shall not be reproduced, except in full,
without the written consent of Pace Analytical Services, LLC.

Pace Analytical Services, LLC
9800 Kincey Ave. Suite 100
Huntersville, NC 28078
(704)875-9092

ANALYTICAL RESULTS

Project: 2020-L1-2448 Incident
Pace Project No.: 92495935

Sample: 13945_AC_RD_20200916 **Lab ID: 92495935001** Collected: 09/16/20 15:55 Received: 09/17/20 08:30 Matrix: Water

Parameters	Results	Units	Report Limit	DF	Prepared	Analyzed	CAS No.	Qual
6200B MSV	Analytical Method: SM 6200B Pace Analytical Services - Charlotte							
1,1-Dichloropropene	ND	ug/L	0.50	1		09/17/20 19:29	563-58-6	
cis-1,3-Dichloropropene	ND	ug/L	0.50	1		09/17/20 19:29	10061-01-5	
trans-1,3-Dichloropropene	ND	ug/L	0.50	1		09/17/20 19:29	10061-02-6	
Diisopropyl ether	ND	ug/L	0.50	1		09/17/20 19:29	108-20-3	
Ethylbenzene	ND	ug/L	0.50	1		09/17/20 19:29	100-41-4	
Hexachloro-1,3-butadiene	ND	ug/L	2.0	1		09/17/20 19:29	87-68-3	
Isopropylbenzene (Cumene)	ND	ug/L	0.50	1		09/17/20 19:29	98-82-8	
Methylene Chloride	ND	ug/L	2.0	1		09/17/20 19:29	75-09-2	
Methyl-tert-butyl ether	ND	ug/L	0.50	1		09/17/20 19:29	1634-04-4	
Naphthalene	ND	ug/L	2.0	1		09/17/20 19:29	91-20-3	
n-Propylbenzene	ND	ug/L	0.50	1		09/17/20 19:29	103-65-1	
Styrene	ND	ug/L	0.50	1		09/17/20 19:29	100-42-5	
1,1,1,2-Tetrachloroethane	ND	ug/L	0.50	1		09/17/20 19:29	630-20-6	
1,1,2,2-Tetrachloroethane	ND	ug/L	0.50	1		09/17/20 19:29	79-34-5	
Tetrachloroethene	ND	ug/L	0.50	1		09/17/20 19:29	127-18-4	
Toluene	ND	ug/L	0.50	1		09/17/20 19:29	108-88-3	
1,2,3-Trichlorobenzene	ND	ug/L	2.0	1		09/17/20 19:29	87-61-6	
1,2,4-Trichlorobenzene	ND	ug/L	2.0	1		09/17/20 19:29	120-82-1	
1,1,1-Trichloroethane	ND	ug/L	0.50	1		09/17/20 19:29	71-55-6	
1,1,2-Trichloroethane	ND	ug/L	0.50	1		09/17/20 19:29	79-00-5	
Trichloroethene	ND	ug/L	0.50	1		09/17/20 19:29	79-01-6	
Trichlorofluoromethane	ND	ug/L	1.0	1		09/17/20 19:29	75-69-4	
1,2,3-Trichloropropane	ND	ug/L	0.50	1		09/17/20 19:29	96-18-4	
1,2,4-Trimethylbenzene	ND	ug/L	0.50	1		09/17/20 19:29	95-63-6	
1,3,5-Trimethylbenzene	ND	ug/L	0.50	1		09/17/20 19:29	108-67-8	
Vinyl chloride	ND	ug/L	1.0	1		09/17/20 19:29	75-01-4	
m&p-Xylene	ND	ug/L	1.0	1		09/17/20 19:29	179601-23-1	
o-Xylene	ND	ug/L	0.50	1		09/17/20 19:29	95-47-6	
Surrogates								
1,2-Dichloroethane-d4 (S)	89	%	70-130	1		09/17/20 19:29	17060-07-0	
4-Bromofluorobenzene (S)	96	%	70-130	1		09/17/20 19:29	460-00-4	
Toluene-d8 (S)	88	%	70-130	1		09/17/20 19:29	2037-26-5	

REPORT OF LABORATORY ANALYSIS

This report shall not be reproduced, except in full,
without the written consent of Pace Analytical Services, LLC.

Pace Analytical Services, LLC
9800 Kincey Ave. Suite 100
Huntersville, NC 28078
(704)875-9092

QUALITY CONTROL DATA

Project: 2020-L1-2448 Incident
Pace Project No.: 92495935

QC Batch: 1545405
QC Batch Method: MADEPV
Analysis Method: MADEP VPH
Analysis Description: MADEPV
Laboratory: Pace National - Mt. Juliet
Associated Lab Samples: 92495935001

METHOD BLANK: R3572118-1 Matrix: Water
Associated Lab Samples: 92495935001

Parameter	Units	Blank Result	Reporting Limit	Analyzed	Qualifiers
Aliphatic (C05-C08)	ug/L	ND	100	09/18/20 09:46	
Aliphatic (C09-C12)	ug/L	ND	100	09/18/20 09:46	
Aromatic (C09-C10),Unadjusted	ug/L	ND	100	09/18/20 09:46	
Total VPH	ug/L	ND	100	09/18/20 09:46	
2,5-Dibromotoluene (FID)	%	96.8	70.0-130	09/18/20 09:46	
2,5-Dibromotoluene (PID)	%	85.1	70.0-130	09/18/20 09:46	

LABORATORY CONTROL SAMPLE & LCSD: R3572118-2 R3572118-3

Parameter	Units	Spike Conc.	LCS Result	LCSD Result	LCS % Rec	LCSD % Rec	% Rec Limits	RPD	Max RPD	Qualifiers
Aliphatic (C05-C08)	ug/L	1200	1190	1190	99.2	99.2	70.0-130	0.00	25	
Aliphatic (C09-C12)	ug/L	1400	1430	1470	102	105	70.0-130	2.76	25	
Aromatic (C09-C10),Unadjusted	ug/L	200	236	212	118	106	70.0-130	10.7	25	
Total VPH	ug/L	2800	2860	2870	102	103	70.0-130	0.349	25	
2,5-Dibromotoluene (FID)	%				105	101	70.0-130			
2,5-Dibromotoluene (PID)	%				94.7	92.9	70.0-130			

Results presented on this page are in the units indicated by the "Units" column except where an alternate unit is presented to the right of the result.

REPORT OF LABORATORY ANALYSIS

This report shall not be reproduced, except in full,
without the written consent of Pace Analytical Services, LLC.

Pace Analytical Services, LLC
9800 Kincey Ave. Suite 100
Huntersville, NC 28078
(704)875-9092

QUALITY CONTROL DATA

Project: 2020-L1-2448 Incident
Pace Project No.: 92495935

QC Batch: 567317
QC Batch Method: EPA 3010A
Analysis Method: EPA 6010D
Analysis Description: 6010 MET
Laboratory: Pace Analytical Services - Asheville

Associated Lab Samples: 92495935001

METHOD BLANK: 3006542 Matrix: Water
Associated Lab Samples: 92495935001

Parameter	Units	Blank Result	Reporting Limit	Analyzed	Qualifiers
Lead	ug/L	ND	5.0	09/18/20 11:34	BC

LABORATORY CONTROL SAMPLE: 3006543

Parameter	Units	Spike Conc.	LCS Result	LCS % Rec	% Rec Limits	Qualifiers
Lead	ug/L	500	490	98	80-120	

MATRIX SPIKE & MATRIX SPIKE DUPLICATE: 3006544 3006545

Parameter	Units	92495926001 Result	MS Spike Conc.	MSD Spike Conc.	MS Result	MSD Result	MS % Rec	MSD % Rec	% Rec Limits	RPD	Qual
Lead	ug/L	ND	500	500	529	532	106	106	75-125	1	

Results presented on this page are in the units indicated by the "Units" column except where an alternate unit is presented to the right of the result.

REPORT OF LABORATORY ANALYSIS

This report shall not be reproduced, except in full,
without the written consent of Pace Analytical Services, LLC.

Pace Analytical Services, LLC
9800 Kincey Ave. Suite 100
Huntersville, NC 28078
(704)875-9092

QUALITY CONTROL DATA

Project: 2020-L1-2448 Incident
Pace Project No.: 92495935

QC Batch: 566932
QC Batch Method: SM 6200B
Analysis Method: SM 6200B
Analysis Description: 6200B MSV
Laboratory: Pace Analytical Services - Charlotte

Associated Lab Samples: 92495935001

METHOD BLANK: 3004283 Matrix: Water
Associated Lab Samples: 92495935001

Parameter	Units	Blank Result	Reporting Limit	Analyzed	Qualifiers
1,1,1,2-Tetrachloroethane	ug/L	ND	0.50	09/17/20 17:22	
1,1,1-Trichloroethane	ug/L	ND	0.50	09/17/20 17:22	
1,1,2,2-Tetrachloroethane	ug/L	ND	0.50	09/17/20 17:22	
1,1,2-Trichloroethane	ug/L	ND	0.50	09/17/20 17:22	
1,1-Dichloroethane	ug/L	ND	0.50	09/17/20 17:22	
1,1-Dichloroethene	ug/L	ND	0.50	09/17/20 17:22	
1,1-Dichloropropene	ug/L	ND	0.50	09/17/20 17:22	
1,2,3-Trichlorobenzene	ug/L	ND	2.0	09/17/20 17:22	
1,2,3-Trichloropropane	ug/L	ND	0.50	09/17/20 17:22	
1,2,4-Trichlorobenzene	ug/L	ND	2.0	09/17/20 17:22	
1,2,4-Trimethylbenzene	ug/L	ND	0.50	09/17/20 17:22	
1,2-Dibromo-3-chloropropane	ug/L	ND	1.0	09/17/20 17:22	
1,2-Dibromoethane (EDB)	ug/L	ND	0.50	09/17/20 17:22	
1,2-Dichlorobenzene	ug/L	ND	0.50	09/17/20 17:22	
1,2-Dichloroethane	ug/L	ND	0.50	09/17/20 17:22	
1,2-Dichloropropane	ug/L	ND	0.50	09/17/20 17:22	
1,3,5-Trimethylbenzene	ug/L	ND	0.50	09/17/20 17:22	
1,3-Dichlorobenzene	ug/L	ND	0.50	09/17/20 17:22	
1,3-Dichloropropane	ug/L	ND	0.50	09/17/20 17:22	
1,4-Dichlorobenzene	ug/L	ND	0.50	09/17/20 17:22	
2,2-Dichloropropane	ug/L	ND	0.50	09/17/20 17:22	
2-Chlorotoluene	ug/L	ND	0.50	09/17/20 17:22	
4-Chlorotoluene	ug/L	ND	0.50	09/17/20 17:22	
Benzene	ug/L	ND	0.50	09/17/20 17:22	
Bromobenzene	ug/L	ND	0.50	09/17/20 17:22	
Bromochloromethane	ug/L	ND	0.50	09/17/20 17:22	
Bromodichloromethane	ug/L	ND	0.50	09/17/20 17:22	
Bromoform	ug/L	ND	0.50	09/17/20 17:22	
Bromomethane	ug/L	ND	5.0	09/17/20 17:22	
Carbon tetrachloride	ug/L	ND	0.50	09/17/20 17:22	
Chlorobenzene	ug/L	ND	0.50	09/17/20 17:22	
Chloroethane	ug/L	ND	1.0	09/17/20 17:22	
Chloroform	ug/L	ND	0.50	09/17/20 17:22	
Chloromethane	ug/L	ND	1.0	09/17/20 17:22	
cis-1,2-Dichloroethene	ug/L	ND	0.50	09/17/20 17:22	
cis-1,3-Dichloropropene	ug/L	ND	0.50	09/17/20 17:22	
Dibromochloromethane	ug/L	ND	0.50	09/17/20 17:22	
Dibromomethane	ug/L	ND	0.50	09/17/20 17:22	
Dichlorodifluoromethane	ug/L	ND	0.50	09/17/20 17:22	
Diisopropyl ether	ug/L	ND	0.50	09/17/20 17:22	

Results presented on this page are in the units indicated by the "Units" column except where an alternate unit is presented to the right of the result.

REPORT OF LABORATORY ANALYSIS

This report shall not be reproduced, except in full,
without the written consent of Pace Analytical Services, LLC.

Pace Analytical Services, LLC
9800 Kincey Ave. Suite 100
Huntersville, NC 28078
(704)875-9092

QUALITY CONTROL DATA

Project: 2020-L1-2448 Incident
Pace Project No.: 92495935

METHOD BLANK: 3004283 Matrix: Water
Associated Lab Samples: 92495935001

Parameter	Units	Blank Result	Reporting Limit	Analyzed	Qualifiers
Ethylbenzene	ug/L	ND	0.50	09/17/20 17:22	
Hexachloro-1,3-butadiene	ug/L	ND	2.0	09/17/20 17:22	
Isopropylbenzene (Cumene)	ug/L	ND	0.50	09/17/20 17:22	
m&p-Xylene	ug/L	ND	1.0	09/17/20 17:22	
Methyl-tert-butyl ether	ug/L	ND	0.50	09/17/20 17:22	
Methylene Chloride	ug/L	ND	2.0	09/17/20 17:22	
n-Butylbenzene	ug/L	ND	0.50	09/17/20 17:22	
n-Propylbenzene	ug/L	ND	0.50	09/17/20 17:22	
Naphthalene	ug/L	ND	2.0	09/17/20 17:22	
o-Xylene	ug/L	ND	0.50	09/17/20 17:22	
sec-Butylbenzene	ug/L	ND	0.50	09/17/20 17:22	
Styrene	ug/L	ND	0.50	09/17/20 17:22	
tert-Butylbenzene	ug/L	ND	0.50	09/17/20 17:22	
Tetrachloroethene	ug/L	ND	0.50	09/17/20 17:22	
Toluene	ug/L	ND	0.50	09/17/20 17:22	
trans-1,2-Dichloroethene	ug/L	ND	0.50	09/17/20 17:22	
trans-1,3-Dichloropropene	ug/L	ND	0.50	09/17/20 17:22	
Trichloroethene	ug/L	ND	0.50	09/17/20 17:22	
Trichlorofluoromethane	ug/L	ND	1.0	09/17/20 17:22	
Vinyl chloride	ug/L	ND	1.0	09/17/20 17:22	
1,2-Dichloroethane-d4 (S)	%	85	70-130	09/17/20 17:22	
4-Bromofluorobenzene (S)	%	100	70-130	09/17/20 17:22	
Toluene-d8 (S)	%	107	70-130	09/17/20 17:22	

LABORATORY CONTROL SAMPLE: 3004284

Parameter	Units	Spike Conc.	LCS Result	LCS % Rec	% Rec Limits	Qualifiers
1,1,1,2-Tetrachloroethane	ug/L	50	47.1	94	60-140	
1,1,1-Trichloroethane	ug/L	50	52.6	105	60-140	
1,1,2,2-Tetrachloroethane	ug/L	50	52.5	105	60-140	
1,1,2-Trichloroethane	ug/L	50	49.8	100	60-140	
1,1-Dichloroethane	ug/L	50	52.3	105	60-140	
1,1-Dichloroethene	ug/L	50	56.6	113	60-140	
1,1-Dichloropropene	ug/L	50	51.4	103	60-140	
1,2,3-Trichlorobenzene	ug/L	50	46.0	92	60-140	
1,2,3-Trichloropropane	ug/L	50	55.5	111	60-140	
1,2,4-Trichlorobenzene	ug/L	50	47.0	94	60-140	
1,2,4-Trimethylbenzene	ug/L	50	50.8	102	60-140	
1,2-Dibromo-3-chloropropane	ug/L	50	52.5	105	60-140	
1,2-Dibromoethane (EDB)	ug/L	50	59.3	119	60-140	
1,2-Dichlorobenzene	ug/L	50	50.6	101	60-140	
1,2-Dichloroethane	ug/L	50	50.8	102	60-140	
1,2-Dichloropropane	ug/L	50	53.9	108	60-140	
1,3,5-Trimethylbenzene	ug/L	50	56.0	112	60-140	

Results presented on this page are in the units indicated by the "Units" column except where an alternate unit is presented to the right of the result.

REPORT OF LABORATORY ANALYSIS

This report shall not be reproduced, except in full,
without the written consent of Pace Analytical Services, LLC.

Pace Analytical Services, LLC
9800 Kincey Ave. Suite 100
Huntersville, NC 28078
(704)875-9092

QUALITY CONTROL DATA

Project: 2020-L1-2448 Incident
Pace Project No.: 92495935

LABORATORY CONTROL SAMPLE: 3004284

Parameter	Units	Spike Conc.	LCS Result	LCS % Rec	% Rec Limits	Qualifiers
1,3-Dichlorobenzene	ug/L	50	49.6	99	60-140	
1,3-Dichloropropane	ug/L	50	55.9	112	60-140	
1,4-Dichlorobenzene	ug/L	50	50.1	100	60-140	
2,2-Dichloropropane	ug/L	50	50.4	101	60-140	
2-Chlorotoluene	ug/L	50	54.1	108	60-140	
4-Chlorotoluene	ug/L	50	49.9	100	60-140	
Benzene	ug/L	50	57.0	114	60-140	
Bromobenzene	ug/L	50	46.8	94	60-140	
Bromochloromethane	ug/L	50	52.7	105	60-140	
Bromodichloromethane	ug/L	50	46.2	92	60-140	
Bromoform	ug/L	50	53.7	107	60-140	
Bromomethane	ug/L	50	49.3	99	60-140	
Carbon tetrachloride	ug/L	50	51.3	103	60-140	
Chlorobenzene	ug/L	50	56.1	112	60-140	
Chloroethane	ug/L	50	53.3	107	60-140	
Chloroform	ug/L	50	53.6	107	60-140	
Chloromethane	ug/L	50	40.9	82	60-140	
cis-1,2-Dichloroethene	ug/L	50	53.1	106	60-140	
cis-1,3-Dichloropropene	ug/L	50	52.5	105	60-140	
Dibromochloromethane	ug/L	50	47.5	95	60-140	
Dibromomethane	ug/L	50	54.1	108	60-140	
Dichlorodifluoromethane	ug/L	50	32.8	66	60-140	
Diisopropyl ether	ug/L	50	53.6	107	60-140	
Ethylbenzene	ug/L	50	53.9	108	60-140	
Hexachloro-1,3-butadiene	ug/L	50	46.3	93	60-140	
Isopropylbenzene (Cumene)	ug/L	50	51.1	102	60-140	
m&p-Xylene	ug/L	100	99.5	99	60-140	
Methyl-tert-butyl ether	ug/L	50	46.3	93	60-140	
Methylene Chloride	ug/L	50	45.9	92	60-140	
n-Butylbenzene	ug/L	50	53.5	107	60-140	
n-Propylbenzene	ug/L	50	50.0	100	60-140	
Naphthalene	ug/L	50	46.0	92	60-140	
o-Xylene	ug/L	50	52.2	104	60-140	
sec-Butylbenzene	ug/L	50	50.4	101	60-140	
Styrene	ug/L	50	54.6	109	60-140	
tert-Butylbenzene	ug/L	50	44.3	89	60-140	
Tetrachloroethene	ug/L	50	54.5	109	60-140	
Toluene	ug/L	50	50.6	101	60-140	
trans-1,2-Dichloroethene	ug/L	50	54.4	109	60-140	
trans-1,3-Dichloropropene	ug/L	50	49.3	99	60-140	
Trichloroethene	ug/L	50	56.1	112	60-140	
Trichlorofluoromethane	ug/L	50	45.4	91	60-140	
Vinyl chloride	ug/L	50	47.1	94	60-140	
1,2-Dichloroethane-d4 (S)	%			95	70-130	
4-Bromofluorobenzene (S)	%			97	70-130	
Toluene-d8 (S)	%			96	70-130	

Results presented on this page are in the units indicated by the "Units" column except where an alternate unit is presented to the right of the result.

REPORT OF LABORATORY ANALYSIS

This report shall not be reproduced, except in full,
without the written consent of Pace Analytical Services, LLC.

Pace Analytical Services, LLC
9800 Kincey Ave. Suite 100
Huntersville, NC 28078
(704)875-9092

QUALITY CONTROL DATA

Project: 2020-L1-2448 Incident
Pace Project No.: 92495935

MATRIX SPIKE & MATRIX SPIKE DUPLICATE: 3004285 3004286

Parameter	Units	92495240002 Result	MS Spike Conc.	MSD Spike Conc.	MS Result	MSD Result	MS % Rec	MSD % Rec	% Rec Limits	RPD	Qual
1,1,1,2-Tetrachloroethane	ug/L	ND	2000	2000	1990	2010	99	101	60-140	1	
1,1,1-Trichloroethane	ug/L	ND	2000	2000	2370	2400	119	120	60-140	1	
1,1,2,2-Tetrachloroethane	ug/L	ND	2000	2000	2360	2190	118	110	60-140	8	
1,1,2-Trichloroethane	ug/L	ND	2000	2000	2550	1560	128	78	60-140	48	R1
1,1-Dichloroethane	ug/L	ND	2000	2000	1990	2090	100	104	60-140	5	
1,1-Dichloroethene	ug/L	ND	2000	2000	2810	2940	140	147	60-140	4	M1
1,1-Dichloropropene	ug/L	ND	2000	2000	2430	2180	121	109	60-140	11	
1,2,3-Trichlorobenzene	ug/L	ND	2000	2000	1710	2130	86	106	60-140	22	
1,2,3-Trichloropropane	ug/L	ND	2000	2000	2230	2140	112	107	60-140	4	
1,2,4-Trichlorobenzene	ug/L	ND	2000	2000	1720	2180	86	109	60-140	23	
1,2,4-Trimethylbenzene	ug/L	1040	2000	2000	3440	3350	120	116	60-140	3	
1,2-Dibromo-3-chloropropane	ug/L	ND	2000	2000	1950	2290	97	115	60-140	16	
1,2-Dibromoethane (EDB)	ug/L	ND	2000	2000	2300	2320	115	116	60-140	1	
1,2-Dichlorobenzene	ug/L	ND	2000	2000	2120	2280	106	114	60-140	7	
1,2-Dichloroethane	ug/L	ND	2000	2000	2020	2160	101	108	60-140	7	
1,2-Dichloropropane	ug/L	ND	2000	2000	2130	2240	106	112	60-140	5	
1,3,5-Trimethylbenzene	ug/L	232	2000	2000	2640	2550	121	116	60-140	3	
1,3-Dichlorobenzene	ug/L	ND	2000	2000	2250	2210	113	111	60-140	2	
1,3-Dichloropropane	ug/L	ND	2000	2000	2300	2370	115	118	60-140	3	
1,4-Dichlorobenzene	ug/L	ND	2000	2000	2200	2200	110	110	60-140	0	
2,2-Dichloropropane	ug/L	ND	2000	2000	2050	2110	103	106	60-140	3	
2-Chlorotoluene	ug/L	ND	2000	2000	2440	2300	122	115	60-140	6	
4-Chlorotoluene	ug/L	ND	2000	2000	2320	2180	116	109	60-140	6	
Benzene	ug/L	4010	2000	2000	7760	5530	187	76	60-140	34	M1,R1
Bromobenzene	ug/L	ND	2000	2000	2330	2150	116	107	60-140	8	
Bromochloromethane	ug/L	ND	2000	2000	2290	2230	115	111	60-140	3	
Bromodichloromethane	ug/L	ND	2000	2000	1860	1880	93	94	60-140	1	
Bromoform	ug/L	ND	2000	2000	2160	2200	108	110	60-140	2	
Bromomethane	ug/L	ND	2000	2000	1990	2390	100	119	60-140	18	
Carbon tetrachloride	ug/L	ND	2000	2000	2720	2090	136	105	60-140	26	
Chlorobenzene	ug/L	ND	2000	2000	2290	2230	115	112	60-140	3	
Chloroethane	ug/L	ND	2000	2000	2500	2630	125	131	60-140	5	
Chloroform	ug/L	ND	2000	2000	2590	2460	129	123	60-140	5	
Chloromethane	ug/L	ND	2000	2000	2070	1960	104	98	60-140	6	
cis-1,2-Dichloroethene	ug/L	ND	2000	2000	2220	2340	111	117	60-140	5	
cis-1,3-Dichloropropene	ug/L	ND	2000	2000	2110	1990	106	99	60-140	6	
Dibromochloromethane	ug/L	ND	2000	2000	1850	1900	92	95	60-140	3	
Dibromomethane	ug/L	ND	2000	2000	2230	2160	112	108	60-140	3	
Dichlorodifluoromethane	ug/L	ND	2000	2000	1440	1500	72	75	60-140	4	
Diisopropyl ether	ug/L	ND	2000	2000	1890	1890	94	95	60-140	0	
Ethylbenzene	ug/L	1670	2000	2000	4020	4020	117	117	60-140	0	
Hexachloro-1,3-butadiene	ug/L	ND	2000	2000	1810	2140	90	107	60-140	17	
Isopropylbenzene (Cumene)	ug/L	ND	2000	2000	2380	2360	117	116	60-140	1	
m&p-Xylene	ug/L	4930	4000	4000	9560	9660	116	118	60-140	1	
Methyl-tert-butyl ether	ug/L	ND	2000	2000	1700	1720	85	86	60-140	1	
Methylene Chloride	ug/L	ND	2000	2000	1700	1740	85	87	60-140	3	

Results presented on this page are in the units indicated by the "Units" column except where an alternate unit is presented to the right of the result.

REPORT OF LABORATORY ANALYSIS

This report shall not be reproduced, except in full,
without the written consent of Pace Analytical Services, LLC.

Pace Analytical Services, LLC
9800 Kincey Ave. Suite 100
Huntersville, NC 28078
(704)875-9092

QUALITY CONTROL DATA

Project: 2020-L1-2448 Incident
Pace Project No.: 92495935

MATRIX SPIKE & MATRIX SPIKE DUPLICATE: 3004285 3004286

Parameter	Units	92495240002 Result	MS Spike Conc.	MSD Spike Conc.	MS Result	MSD Result	MS % Rec	MSD % Rec	% Rec Limits	RPD	Qual
n-Butylbenzene	ug/L	ND	2000	2000	2360	2280	118	114	60-140	4	
n-Propylbenzene	ug/L	130	2000	2000	2580	2430	122	115	60-140	6	
Naphthalene	ug/L	536	2000	2000	2250	2710	86	109	60-140	19	
o-Xylene	ug/L	2080	2000	2000	4300	4330	111	112	60-140	1	
sec-Butylbenzene	ug/L	ND	2000	2000	2400	2310	120	116	60-140	3	
Styrene	ug/L	ND	2000	2000	2440	2360	122	118	60-140	3	
tert-Butylbenzene	ug/L	ND	2000	2000	2080	2030	104	101	60-140	3	
Tetrachloroethene	ug/L	ND	2000	2000	2160	2400	108	120	60-140	11	
Toluene	ug/L	12700	2000	2000	15100	13400	120	37	60-140	12	M1
trans-1,2-Dichloroethene	ug/L	ND	2000	2000	1960	2070	98	103	60-140	5	
trans-1,3-Dichloropropene	ug/L	ND	2000	2000	2440	1480	122	74	60-140	49	R1
Trichloroethene	ug/L	ND	2000	2000	2220	2210	111	111	60-140	0	
Trichlorofluoromethane	ug/L	ND	2000	2000	2160	2330	108	117	60-140	7	
Vinyl chloride	ug/L	ND	2000	2000	2310	2340	116	117	60-140	1	
1,2-Dichloroethane-d4 (S)	%						93	103	70-130		
4-Bromofluorobenzene (S)	%						101	100	70-130		
Toluene-d8 (S)	%						97	86	70-130		

Results presented on this page are in the units indicated by the "Units" column except where an alternate unit is presented to the right of the result.

REPORT OF LABORATORY ANALYSIS

This report shall not be reproduced, except in full,
without the written consent of Pace Analytical Services, LLC.

Pace Analytical Services, LLC
9800 Kincey Ave. Suite 100
Huntersville, NC 28078
(704)875-9092

QUALIFIERS

Project: 2020-L1-2448 Incident
Pace Project No.: 92495935

DEFINITIONS

DF - Dilution Factor, if reported, represents the factor applied to the reported data due to dilution of the sample aliquot.

ND - Not Detected at or above adjusted reporting limit.

TNTC - Too Numerous To Count

J - Estimated concentration above the adjusted method detection limit and below the adjusted reporting limit.

MDL - Adjusted Method Detection Limit.

PQL - Practical Quantitation Limit.

RL - Reporting Limit - The lowest concentration value that meets project requirements for quantitative data with known precision and bias for a specific analyte in a specific matrix.

S - Surrogate

1,2-Diphenylhydrazine decomposes to and cannot be separated from Azobenzene using Method 8270. The result for each analyte is a combined concentration.

Consistent with EPA guidelines, unrounded data are displayed and have been used to calculate % recovery and RPD values.

LCS(D) - Laboratory Control Sample (Duplicate)

MS(D) - Matrix Spike (Duplicate)

DUP - Sample Duplicate

RPD - Relative Percent Difference

NC - Not Calculable.

SG - Silica Gel - Clean-Up

U - Indicates the compound was analyzed for, but not detected.

Acid preservation may not be appropriate for 2 Chloroethylvinyl ether.

A separate vial preserved to a pH of 4-5 is recommended in SW846 Chapter 4 for the analysis of Acrolein and Acrylonitrile by EPA Method 8260.

N-Nitrosodiphenylamine decomposes and cannot be separated from Diphenylamine using Method 8270. The result reported for each analyte is a combined concentration.

Pace Analytical is TNI accredited. Contact your Pace PM for the current list of accredited analytes.

TNI - The NELAC Institute.

ANALYTE QUALIFIERS

BC	The same analyte was detected in an associated blank at a concentration above 1/2 the reporting limit but below the laboratory reporting limit.
M1	Matrix spike recovery exceeded QC limits. Batch accepted based on laboratory control sample (LCS) recovery.
R1	RPD value was outside control limits.

This report shall not be reproduced, except in full,
without the written consent of Pace Analytical Services, LLC.

Pace Analytical Services, LLC
9800 Kincey Ave. Suite 100
Huntersville, NC 28078
(704)875-9092

QUALITY CONTROL DATA CROSS REFERENCE TABLE

Project: 2020-L1-2448 Incident
Pace Project No.: 92495935

Lab ID	Sample ID	QC Batch Method	QC Batch	Analytical Method	Analytical Batch
92495935001	**13945_AC_RD_20200916**	MADEPV	1545405	MADEP VPH	1545405
92495935001	**13945_AC_RD_20200916**	EPA 3010A	567317	EPA 6010D	567327
92495935001	**13945_AC_RD_20200916**	SM 6200B	566932		

This report shall not be reproduced, except in full,
without the written consent of Pace Analytical Services, LLC.

WO# : 92495935

92495935

CHAIN-OF-CUSTODY Analytical Request Document

Pace Analytical

Chain-of-Custody is a LEGAL DOCUMENT - Complete all relevent fields

LAB | r Number or

Company: Apex Companies, LLC	Billing Information:
Address:	
Report To: Andrew Street	Email To: Andrew.Street@apexcos.com
Copy To:	Site Collection Info/Address: 13945 Asbury Chapel Rd
Customer Project Name/Number: 2020-11-2448 Inaident	State: NC County/City: Huntersville Time Zone Collected: [ ] PT [ ] MT [ ] CT [X] ET
Phone: Email:	Site/Facility ID #: Compliance Monitoring? [ ] Yes [ ] No
Collected By (print): Thomas Fisher	Purchase Order #: Quote #: DW PWS ID #: DW Location Code:
Collected By (signature):	Turnaround Date Required: ASAP Immediately Packed on Ice: [X] Yes [ ] No
Sample Disposal: [ ] Dispose as appropriate [ ] Return [ ] Archive: [ ] Hold:	Rush: [ ] Same Day [ ] Next Day [ ] 2 Day [ ] 3 Day [ ] 4 Day [ ] 5 Day (Expedite Charges Apply) Field Filtered (if applicable): [ ] Yes [ ] No Analysis:

Container Preservative Type **: 3 3 1

Lab Project Manager:

** Preservative Types: (1) nitric acid, (2) sulfuric acid, (3) hydrochloric acid, (4) sodium hydroxide, (5) zinc acetate, (6) methanol, (7) sodium bisulfate, (8) sodium thiosulfate, (9) hexane, (A) ascorbic acid, (B) ammonium sulfate, (C) ammonium hydroxide, (D) TSP, (U) Unpreserved, (O) Other _____

* Matrix Codes (Insert in Matrix box below): Drinking Water (DW), Ground Water (GW), Wastewater (WW), Product (P), Soil/Solid (SL), Oil (OL), Wipe (WP), Air (AR), Tissue (TS), Bioassay (B), Vapor (V), Other (OT)

Customer Sample ID	Matrix *	Comp / Grab	Collected (or Composite Start) Date	Collected (or Composite Start) Time	Composite End Date	Composite End Time	Res Cl	# of Ctns	Analyses: VOCs SM 6200B	MADEP VPH	Lead	Lab Profile/Line: Lab Sample # / Comments
13945-AC-RD-20200916	DW	G	9/16/20	1555				8	X	X	X	92495935 001

Lab Sample Receipt Checklist:

Custody Seals Present/Intact	Y (N) NA
Custody Signatures Present	(Y) N NA
Collector Signature Present	(Y) N NA
Bottles Intact	(Y) N NA
Correct Bottles	(Y) N NA
Sufficient Volume	(Y) N NA
Samples Received on Ice	(Y) N NA
VOA - Headspace Acceptable	(Y) N NA
USDA Regulated Soils	Y N (NA)
Samples in Holding Time	(Y) N NA
Residual Chlorine Present	Y N (NA)
Cl Strips:	
Sample pH Acceptable	(Y) N NA
pH Strips:	
Sulfide Present	Y N (NA)
Lead Acetate Strips:	

LAB USE ONLY

Customer Remarks / Special Conditions / Possible Hazards:

Type of Ice Used: (Wet) Blue Dry None

Packing Material Used: b. bags

Radchem sample(s) screened (<500 cpm): Y N (NA)

SHORT HOLDS PRESENT (<72 hours): Y (N) N/A

Lab Tracking #: 2539420

Samples received via: FEDEX UPS (Client) Courier Pace Courier

Lab Sample Temperature Info:

Temp Blank Received: Y (N) NA

Therm ID#: IR9TOG1

Cooler 1 Temp Upon Receipt: 3.3 oC

Cooler 1 Therm Corr. Factor: +0 oC

Cooler 1 Corrected Temp: 3.3 oC

Comments:

Relinquished by/Company: (Signature)	Date/Time:	Received by/Company: (Signature)	Date/Time:
Apex	9-17-20/0755	Apex	9-17-20/0755
Apex	9-17-20/0830	PACE	9-17-20 8:30

MTJL LAB USE ONLY

Table #:

Acctnum:

Template:

Prelogin:

PM:

PB:

Trip Blank Received: Y (N) NA

HCL MeOH TSP Other

Non Conformance(s): YES / NO

Page: _____ of: _____

*Check mark top half of box if pH and/or dechlorination is verified and within the acceptance range for preservation samples.

Exceptions: VOA, Coliform, TOC, Oil and Grease, DRO/8015 (water) DOC, LLHg

**Bottom half of box is to list number of bottle

Project # **WO#: 92495935**

PM: AMB Due Date: 09/18/20

CLIENT: 92-APEX MOOR

Item#	BP4U-125 mL Plastic Unpreserved (N/A) (Cl-)	BP3U-250 mL Plastic Unpreserved (N/A)	BP2U-500 mL Plastic Unpreserved (N/A)	BP1U-1 liter Plastic Unpreserved (N/A)	BP4S-125 mL Plastic H2SO4 (pH < 2) (Cl-)	BP3N-250 mL plastic HNO3 (pH < 2)	BP4Z-125 mL Plastic ZN Acetate & NaOH (>9)	BP4C-125 mL Plastic NaOH (pH > 12) (Cl-)	WGFU-Wide-mouthed Glass jar Unpreserved	AG1U-1 liter Amber Unpreserved (N/A) (Cl-)	AG1H-1 liter Amber HCl (pH < 2)	AG3U-250 mL Amber Unpreserved (N/A) (Cl-)	AG1S-1 liter Amber H2SO4 (pH < 2)	AG3S-250 mL Amber H2SO4 (pH < 2)	AG3A(DG3A)-250 mL Amber NH4Cl (N/A)(Cl-)	DG9H-40 mL VOA HCl (N/A)	VG9T-40 mL VOA Na2S2O3 (N/A)	VG9U-40 mL VOA Unp (N/A)	DG9P-40 mL VOA H3PO4 (N/A)	VOAK (6 vials per kit)-5035 kit (N/A)	V/GK (3 vials per kit)-VPH/Gas kit (N/A)	SPST-125 mL Sterile Plastic (N/A – lab)	SP2T-250 mL Sterile Plastic (N/A – lab)		BP3A-250 mL Plastic (NH2)2SO4 (9.3-9.7)	AG0U-100 mL Amber Unpreserved vials (N/A)	VSGU-20 mL Scintillation vials (N/A)	DG9U-40 mL Amber Unpreserved vials (N/A)
1						1✓										7													
2																													
3																													
4																													
5																													
6																													
7																													
8																													
9																													
10																													
11																													
12																													

pH Adjustment Log for Preserved Samples

Sample ID	Type of Preservative	pH upon receipt	Date preservation adjusted	Time preservation adjusted	Amount of Preservative added	Lot #

Note: Whenever there is a discrepancy affecting North Carolina compliance samples, a copy of this form will be sent to the North Carolina DEHNR Certification Office (i.e. Out of hold, incorrect preservative, out of temp, incorrect containers.

Pace Analytical Services, LLC
9800 Kincey Ave. Suite 100
Huntersville, NC 28078
(704)875-9092

September 21, 2020

Andrew Street
Apex Companies - NC
5900 Northwoods Business Pkwy
Suite 5900-0
Charlotte, NC 28269

RE: Project: 2020-L1-2448 Incident
Pace Project No.: 92495938

Dear Andrew Street:

Enclosed are the analytical results for sample(s) received by the laboratory on September 17, 2020. The results relate only to the samples included in this report. Results reported herein conform to the applicable TNI/NELAC Standards and the laboratory's Quality Manual, where applicable, unless otherwise noted in the body of the report.

The test results provided in this final report were generated by each of the following laboratories within the Pace Network:

- Pace National - Mt. Juliet
- Pace Analytical Services - Asheville
- Pace Analytical Services - Charlotte

If you have any questions concerning this report, please feel free to contact me.

Sincerely,

Angela M. Baioni

Angela Baioni
angela.baioni@pacelabs.com
(704)875-9092
Project Manager

Enclosures

cc: J Culbreath, Colonial Pipeline Company
Robert Hughes, Colonial Pipeline
Margaret King, APEX Companies, LLC
Emily Little, Apex Companies
Jeff Morrison, Colonial Pipeline Company
Tom Naumann, APEX Companies - NC
Joe Nicolette, Montrose-EPS
Christopher Schultz, Apex Companies
Alex Testoff, Montrose-EPS
Michael Verdon, Colonial Pipeline Company
JM Wyatt, Colonial Pipeline Company

This report shall not be reproduced, except in full,
without the written consent of Pace Analytical Services, LLC.

Pace Analytical Services, LLC
9800 Kincey Ave. Suite 100
Huntersville, NC 28078
(704)875-9092

CERTIFICATIONS

Project: 2020-L1-2448 Incident
Pace Project No.: 92495938

Pace Analytical Services National

12065 Lebanon Road, Mt. Juliet, TN 37122
Alabama Certification #: 40660
Alaska Certification 17-026
Arizona Certification #: AZ0612
Arkansas Certification #: 88-0469
California Certification #: 2932
Canada Certification #: 1461.01
Colorado Certification #: TN00003
Connecticut Certification #: PH-0197
DOD Certification: #1461.01
EPA# TN00003
Florida Certification #: E87487
Georgia DW Certification #: 923
Georgia Certification: NELAP
Idaho Certification #: TN00003
Illinois Certification #: 200008
Indiana Certification #: C-TN-01
Iowa Certification #: 364
Kansas Certification #: E-10277
Kentucky UST Certification #: 16
Kentucky Certification #: 90010
Louisiana Certification #: AI30792
Louisiana DW Certification #: LA180010
Maine Certification #: TN0002
Maryland Certification #: 324
Massachusetts Certification #: M-TN003
Michigan Certification #: 9958
Minnesota Certification #: 047-999-395
Mississippi Certification #: TN00003
Missouri Certification #: 340
Montana Certification #: CERT0086
Nebraska Certification #: NE-OS-15-05
Nevada Certification #: TN-03-2002-34
New Hampshire Certification #: 2975
New Jersey Certification #: TN002
New Mexico DW Certification
New York Certification #: 11742
North Carolina Aquatic Toxicity Certification #: 41
North Carolina Drinking Water Certification #: 21704
North Carolina Environmental Certificate #: 375
North Dakota Certification #: R-140
Ohio VAP Certification #: CL0069
Oklahoma Certification #: 9915
Oregon Certification #: TN200002
Pennsylvania Certification #: 68-02979
Rhode Island Certification #: LAO00356
South Carolina Certification #: 84004
South Dakota Certification
Tennessee DW/Chem/Micro Certification #: 2006
Texas Certification #: T 104704245-17-14
Texas Mold Certification #: LAB0152
USDA Soil Permit #: P330-15-00234
Utah Certification #: TN00003
Virginia Certification #: VT2006
Vermont Dept. of Health: ID# VT-2006
Virginia Certification #: 460132
Washington Certification #: C847
West Virginia Certification #: 233
Wisconsin Certification #: 9980939910
Wyoming UST Certification #: via A2LA 2926.01
A2LA-ISO 17025 Certification #: 1461.01
A2LA-ISO 17025 Certification #: 1461.02
AIHA-LAP/LLC EMLAP Certification #:100789

Pace Analytical Services Charlotte

9800 Kincey Ave. Ste 100, Huntersville, NC 28078
Louisiana/NELAP Certification # LA170028
North Carolina Drinking Water Certification #: 37706
North Carolina Field Services Certification #: 5342
North Carolina Wastewater Certification #: 12
South Carolina Certification #: 99006001
Florida/NELAP Certification #: E87627
Kentucky UST Certification #: 84
Virginia/VELAP Certification #: 460221

Pace Analytical Services Asheville

2225 Riverside Drive, Asheville, NC 28804
Florida/NELAP Certification #: E87648
Massachusetts Certification #: M-NC030
North Carolina Drinking Water Certification #: 37712
North Carolina Wastewater Certification #: 40
South Carolina Certification #: 99030001
Virginia/VELAP Certification #: 460222

REPORT OF LABORATORY ANALYSIS

This report shall not be reproduced, except in full,
without the written consent of Pace Analytical Services, LLC.

Pace Analytical Services, LLC
9800 Kincey Ave. Suite 100
Huntersville, NC 28078
(704)875-9092

SAMPLE ANALYTE COUNT

Project: 2020-L1-2448 Incident
Pace Project No.: 92495938

Lab ID	Sample ID	Method	Analysts	Analytes Reported	Laboratory
92495938001	**13923_AC_RD_20200916**	MADEP VPH	ADM	6	PAN
		EPA 6010D	SH1	1	PASI-A
		SM 6200B	CL	63	PASI-C

PAN = Pace National - Mt. Juliet
PASI-A = Pace Analytical Services - Asheville
PASI-C = Pace Analytical Services - Charlotte

This report shall not be reproduced, except in full,
without the written consent of Pace Analytical Services, LLC.

Pace Analytical Services, LLC
9800 Kincey Ave. Suite 100
Huntersville, NC 28078
(704)875-9092

ANALYTICAL RESULTS

Project: 2020-L1-2448 Incident
Pace Project No.: 92495938

Sample: 13923_AC_RD_20200916 **Lab ID: 92495938001** Collected: 09/16/20 14:20 Received: 09/17/20 08:30 Matrix: Water

Parameters	Results	Units	Report Limit	DF	Prepared	Analyzed	CAS No.	Qual
MADEPV	Analytical Method: MADEP VPH Preparation Method: MADEPV Pace National - Mt. Juliet							
Aliphatic (C05-C08)	ND	ug/L	100	1	09/18/20 14:21	09/18/20 14:21		
Aliphatic (C09-C12)	ND	ug/L	100	1	09/18/20 14:21	09/18/20 14:21		
Aromatic (C09-C10),Unadjusted	ND	ug/L	100	1	09/18/20 14:21	09/18/20 14:21	TPHC9C10A	
Total VPH	ND	ug/L	100	1	09/18/20 14:21	09/18/20 14:21	VPH	
Surrogates								
2,5-Dibromotoluene (FID)	100	%	70.0-130	1	09/18/20 14:21	09/18/20 14:21	615-59-8FID	
2,5-Dibromotoluene (PID)	91.4	%	70.0-130	1	09/18/20 14:21	09/18/20 14:21	615-59-8PID	
6010 MET ICP	Analytical Method: EPA 6010D Preparation Method: EPA 3010A Pace Analytical Services - Asheville							
Lead	ND	ug/L	5.0	1	09/18/20 02:19	09/18/20 12:31	7439-92-1	BC
6200B MSV	Analytical Method: SM 6200B Pace Analytical Services - Charlotte							
Benzene	ND	ug/L	0.50	1		09/17/20 19:47	71-43-2	
Bromobenzene	ND	ug/L	0.50	1		09/17/20 19:47	108-86-1	
Bromochloromethane	ND	ug/L	0.50	1		09/17/20 19:47	74-97-5	
Bromodichloromethane	ND	ug/L	0.50	1		09/17/20 19:47	75-27-4	
Bromoform	ND	ug/L	0.50	1		09/17/20 19:47	75-25-2	
Bromomethane	ND	ug/L	5.0	1		09/17/20 19:47	74-83-9	
n-Butylbenzene	ND	ug/L	0.50	1		09/17/20 19:47	104-51-8	
sec-Butylbenzene	ND	ug/L	0.50	1		09/17/20 19:47	135-98-8	
tert-Butylbenzene	ND	ug/L	0.50	1		09/17/20 19:47	98-06-6	
Carbon tetrachloride	ND	ug/L	0.50	1		09/17/20 19:47	56-23-5	
Chlorobenzene	ND	ug/L	0.50	1		09/17/20 19:47	108-90-7	
Chloroethane	ND	ug/L	1.0	1		09/17/20 19:47	75-00-3	
Chloroform	ND	ug/L	0.50	1		09/17/20 19:47	67-66-3	
Chloromethane	ND	ug/L	1.0	1		09/17/20 19:47	74-87-3	
2-Chlorotoluene	ND	ug/L	0.50	1		09/17/20 19:47	95-49-8	
4-Chlorotoluene	ND	ug/L	0.50	1		09/17/20 19:47	106-43-4	
1,2-Dibromo-3-chloropropane	ND	ug/L	1.0	1		09/17/20 19:47	96-12-8	
Dibromochloromethane	ND	ug/L	0.50	1		09/17/20 19:47	124-48-1	
1,2-Dibromoethane (EDB)	ND	ug/L	0.50	1		09/17/20 19:47	106-93-4	
Dibromomethane	ND	ug/L	0.50	1		09/17/20 19:47	74-95-3	
1,2-Dichlorobenzene	ND	ug/L	0.50	1		09/17/20 19:47	95-50-1	
1,3-Dichlorobenzene	ND	ug/L	0.50	1		09/17/20 19:47	541-73-1	
1,4-Dichlorobenzene	ND	ug/L	0.50	1		09/17/20 19:47	106-46-7	
Dichlorodifluoromethane	ND	ug/L	0.50	1		09/17/20 19:47	75-71-8	
1,1-Dichloroethane	ND	ug/L	0.50	1		09/17/20 19:47	75-34-3	
1,2-Dichloroethane	ND	ug/L	0.50	1		09/17/20 19:47	107-06-2	
1,1-Dichloroethene	ND	ug/L	0.50	1		09/17/20 19:47	75-35-4	
cis-1,2-Dichloroethene	ND	ug/L	0.50	1		09/17/20 19:47	156-59-2	
trans-1,2-Dichloroethene	ND	ug/L	0.50	1		09/17/20 19:47	156-60-5	
1,2-Dichloropropane	ND	ug/L	0.50	1		09/17/20 19:47	78-87-5	
1,3-Dichloropropane	ND	ug/L	0.50	1		09/17/20 19:47	142-28-9	
2,2-Dichloropropane	ND	ug/L	0.50	1		09/17/20 19:47	594-20-7	

REPORT OF LABORATORY ANALYSIS

This report shall not be reproduced, except in full,
without the written consent of Pace Analytical Services, LLC.

Pace Analytical Services, LLC
9800 Kincey Ave. Suite 100
Huntersville, NC 28078
(704)875-9092

ANALYTICAL RESULTS

Project: 2020-L1-2448 Incident
Pace Project No.: 92495938

Sample: 13923_AC_RD_20200916 **Lab ID: 92495938001** Collected: 09/16/20 14:20 Received: 09/17/20 08:30 Matrix: Water

Parameters	Results	Units	Report Limit	DF	Prepared	Analyzed	CAS No.	Qual
6200B MSV	Analytical Method: SM 6200B Pace Analytical Services - Charlotte							
1,1-Dichloropropene	ND	ug/L	0.50	1		09/17/20 19:47	563-58-6	
cis-1,3-Dichloropropene	ND	ug/L	0.50	1		09/17/20 19:47	10061-01-5	
trans-1,3-Dichloropropene	ND	ug/L	0.50	1		09/17/20 19:47	10061-02-6	
Diisopropyl ether	ND	ug/L	0.50	1		09/17/20 19:47	108-20-3	
Ethylbenzene	ND	ug/L	0.50	1		09/17/20 19:47	100-41-4	
Hexachloro-1,3-butadiene	ND	ug/L	2.0	1		09/17/20 19:47	87-68-3	
Isopropylbenzene (Cumene)	ND	ug/L	0.50	1		09/17/20 19:47	98-82-8	
Methylene Chloride	ND	ug/L	2.0	1		09/17/20 19:47	75-09-2	
Methyl-tert-butyl ether	ND	ug/L	0.50	1		09/17/20 19:47	1634-04-4	
Naphthalene	ND	ug/L	2.0	1		09/17/20 19:47	91-20-3	
n-Propylbenzene	ND	ug/L	0.50	1		09/17/20 19:47	103-65-1	
Styrene	ND	ug/L	0.50	1		09/17/20 19:47	100-42-5	
1,1,1,2-Tetrachloroethane	ND	ug/L	0.50	1		09/17/20 19:47	630-20-6	
1,1,2,2-Tetrachloroethane	ND	ug/L	0.50	1		09/17/20 19:47	79-34-5	
Tetrachloroethene	ND	ug/L	0.50	1		09/17/20 19:47	127-18-4	
Toluene	ND	ug/L	0.50	1		09/17/20 19:47	108-88-3	
1,2,3-Trichlorobenzene	ND	ug/L	2.0	1		09/17/20 19:47	87-61-6	
1,2,4-Trichlorobenzene	ND	ug/L	2.0	1		09/17/20 19:47	120-82-1	
1,1,1-Trichloroethane	ND	ug/L	0.50	1		09/17/20 19:47	71-55-6	
1,1,2-Trichloroethane	ND	ug/L	0.50	1		09/17/20 19:47	79-00-5	
Trichloroethene	ND	ug/L	0.50	1		09/17/20 19:47	79-01-6	
Trichlorofluoromethane	ND	ug/L	1.0	1		09/17/20 19:47	75-69-4	
1,2,3-Trichloropropane	ND	ug/L	0.50	1		09/17/20 19:47	96-18-4	
1,2,4-Trimethylbenzene	ND	ug/L	0.50	1		09/17/20 19:47	95-63-6	
1,3,5-Trimethylbenzene	ND	ug/L	0.50	1		09/17/20 19:47	108-67-8	
Vinyl chloride	ND	ug/L	1.0	1		09/17/20 19:47	75-01-4	
m&p-Xylene	ND	ug/L	1.0	1		09/17/20 19:47	179601-23-1	
o-Xylene	ND	ug/L	0.50	1		09/17/20 19:47	95-47-6	
Surrogates								
1,2-Dichloroethane-d4 (S)	89	%	70-130	1		09/17/20 19:47	17060-07-0	
4-Bromofluorobenzene (S)	99	%	70-130	1		09/17/20 19:47	460-00-4	
Toluene-d8 (S)	124	%	70-130	1		09/17/20 19:47	2037-26-5	

REPORT OF LABORATORY ANALYSIS

This report shall not be reproduced, except in full,
without the written consent of Pace Analytical Services, LLC.

Pace Analytical Services, LLC
9800 Kincey Ave. Suite 100
Huntersville, NC 28078
(704)875-9092

QUALITY CONTROL DATA

Project: 2020-L1-2448 Incident
Pace Project No.: 92495938

QC Batch: 1545405
QC Batch Method: MADEPV
Analysis Method: MADEP VPH
Analysis Description: MADEPV
Laboratory: Pace National - Mt. Juliet

Associated Lab Samples: 92495938001

METHOD BLANK: R3572118-1 Matrix: Water
Associated Lab Samples: 92495938001

Parameter	Units	Blank Result	Reporting Limit	Analyzed	Qualifiers
Aliphatic (C05-C08)	ug/L	ND	100	09/18/20 09:46	
Aliphatic (C09-C12)	ug/L	ND	100	09/18/20 09:46	
Aromatic (C09-C10),Unadjusted	ug/L	ND	100	09/18/20 09:46	
Total VPH	ug/L	ND	100	09/18/20 09:46	
2,5-Dibromotoluene (FID)	%	96.8	70.0-130	09/18/20 09:46	
2,5-Dibromotoluene (PID)	%	85.1	70.0-130	09/18/20 09:46	

LABORATORY CONTROL SAMPLE & LCSD: R3572118-2 R3572118-3

Parameter	Units	Spike Conc.	LCS Result	LCSD Result	LCS % Rec	LCSD % Rec	% Rec Limits	RPD	Max RPD	Qualifiers
Aliphatic (C05-C08)	ug/L	1200	1190	1190	99.2	99.2	70.0-130	0.00	25	
Aliphatic (C09-C12)	ug/L	1400	1430	1470	102	105	70.0-130	2.76	25	
Aromatic (C09-C10),Unadjusted	ug/L	200	236	212	118	106	70.0-130	10.7	25	
Total VPH	ug/L	2800	2860	2870	102	103	70.0-130	0.349	25	
2,5-Dibromotoluene (FID)	%				105	101	70.0-130			
2,5-Dibromotoluene (PID)	%				94.7	92.9	70.0-130			

Results presented on this page are in the units indicated by the "Units" column except where an alternate unit is presented to the right of the result.

REPORT OF LABORATORY ANALYSIS

This report shall not be reproduced, except in full,
without the written consent of Pace Analytical Services, LLC.

Pace Analytical Services, LLC
9800 Kincey Ave. Suite 100
Huntersville, NC 28078
(704)875-9092

QUALITY CONTROL DATA

Project: 2020-L1-2448 Incident
Pace Project No.: 92495938

QC Batch: 567317
QC Batch Method: EPA 3010A
Analysis Method: EPA 6010D
Analysis Description: 6010 MET
Laboratory: Pace Analytical Services - Asheville
Associated Lab Samples: 92495938001

METHOD BLANK: 3006542 Matrix: Water
Associated Lab Samples: 92495938001

Parameter	Units	Blank Result	Reporting Limit	Analyzed	Qualifiers
Lead	ug/L	ND	5.0	09/18/20 11:34	BC

LABORATORY CONTROL SAMPLE: 3006543

Parameter	Units	Spike Conc.	LCS Result	LCS % Rec	% Rec Limits	Qualifiers
Lead	ug/L	500	490	98	80-120	

MATRIX SPIKE & MATRIX SPIKE DUPLICATE: 3006544 3006545

Parameter	Units	92495926001 Result	MS Spike Conc.	MSD Spike Conc.	MS Result	MSD Result	MS % Rec	MSD % Rec	% Rec Limits	RPD	Qual
Lead	ug/L	ND	500	500	529	532	106	106	75-125	1	

Results presented on this page are in the units indicated by the "Units" column except where an alternate unit is presented to the right of the result.

REPORT OF LABORATORY ANALYSIS

This report shall not be reproduced, except in full,
without the written consent of Pace Analytical Services, LLC.

Pace Analytical Services, LLC
9800 Kincey Ave. Suite 100
Huntersville, NC 28078
(704)875-9092

QUALITY CONTROL DATA

Project: 2020-L1-2448 Incident
Pace Project No.: 92495938

QC Batch: 566932
QC Batch Method: SM 6200B
Analysis Method: SM 6200B
Analysis Description: 6200B MSV
Laboratory: Pace Analytical Services - Charlotte

Associated Lab Samples: 92495938001

METHOD BLANK: 3004283 Matrix: Water
Associated Lab Samples: 92495938001

Parameter	Units	Blank Result	Reporting Limit	Analyzed	Qualifiers
1,1,1,2-Tetrachloroethane	ug/L	ND	0.50	09/17/20 17:22	
1,1,1-Trichloroethane	ug/L	ND	0.50	09/17/20 17:22	
1,1,2,2-Tetrachloroethane	ug/L	ND	0.50	09/17/20 17:22	
1,1,2-Trichloroethane	ug/L	ND	0.50	09/17/20 17:22	
1,1-Dichloroethane	ug/L	ND	0.50	09/17/20 17:22	
1,1-Dichloroethene	ug/L	ND	0.50	09/17/20 17:22	
1,1-Dichloropropene	ug/L	ND	0.50	09/17/20 17:22	
1,2,3-Trichlorobenzene	ug/L	ND	2.0	09/17/20 17:22	
1,2,3-Trichloropropane	ug/L	ND	0.50	09/17/20 17:22	
1,2,4-Trichlorobenzene	ug/L	ND	2.0	09/17/20 17:22	
1,2,4-Trimethylbenzene	ug/L	ND	0.50	09/17/20 17:22	
1,2-Dibromo-3-chloropropane	ug/L	ND	1.0	09/17/20 17:22	
1,2-Dibromoethane (EDB)	ug/L	ND	0.50	09/17/20 17:22	
1,2-Dichlorobenzene	ug/L	ND	0.50	09/17/20 17:22	
1,2-Dichloroethane	ug/L	ND	0.50	09/17/20 17:22	
1,2-Dichloropropane	ug/L	ND	0.50	09/17/20 17:22	
1,3,5-Trimethylbenzene	ug/L	ND	0.50	09/17/20 17:22	
1,3-Dichlorobenzene	ug/L	ND	0.50	09/17/20 17:22	
1,3-Dichloropropane	ug/L	ND	0.50	09/17/20 17:22	
1,4-Dichlorobenzene	ug/L	ND	0.50	09/17/20 17:22	
2,2-Dichloropropane	ug/L	ND	0.50	09/17/20 17:22	
2-Chlorotoluene	ug/L	ND	0.50	09/17/20 17:22	
4-Chlorotoluene	ug/L	ND	0.50	09/17/20 17:22	
Benzene	ug/L	ND	0.50	09/17/20 17:22	
Bromobenzene	ug/L	ND	0.50	09/17/20 17:22	
Bromochloromethane	ug/L	ND	0.50	09/17/20 17:22	
Bromodichloromethane	ug/L	ND	0.50	09/17/20 17:22	
Bromoform	ug/L	ND	0.50	09/17/20 17:22	
Bromomethane	ug/L	ND	5.0	09/17/20 17:22	
Carbon tetrachloride	ug/L	ND	0.50	09/17/20 17:22	
Chlorobenzene	ug/L	ND	0.50	09/17/20 17:22	
Chloroethane	ug/L	ND	1.0	09/17/20 17:22	
Chloroform	ug/L	ND	0.50	09/17/20 17:22	
Chloromethane	ug/L	ND	1.0	09/17/20 17:22	
cis-1,2-Dichloroethene	ug/L	ND	0.50	09/17/20 17:22	
cis-1,3-Dichloropropene	ug/L	ND	0.50	09/17/20 17:22	
Dibromochloromethane	ug/L	ND	0.50	09/17/20 17:22	
Dibromomethane	ug/L	ND	0.50	09/17/20 17:22	
Dichlorodifluoromethane	ug/L	ND	0.50	09/17/20 17:22	
Diisopropyl ether	ug/L	ND	0.50	09/17/20 17:22	

Results presented on this page are in the units indicated by the "Units" column except where an alternate unit is presented to the right of the result.

REPORT OF LABORATORY ANALYSIS

This report shall not be reproduced, except in full,
without the written consent of Pace Analytical Services, LLC.

Pace Analytical Services, LLC
9800 Kincey Ave. Suite 100
Huntersville, NC 28078
(704)875-9092

QUALITY CONTROL DATA

Project: 2020-L1-2448 Incident
Pace Project No.: 92495938

METHOD BLANK: 3004283 Matrix: Water
Associated Lab Samples: 92495938001

Parameter	Units	Blank Result	Reporting Limit	Analyzed	Qualifiers
Ethylbenzene	ug/L	ND	0.50	09/17/20 17:22	
Hexachloro-1,3-butadiene	ug/L	ND	2.0	09/17/20 17:22	
Isopropylbenzene (Cumene)	ug/L	ND	0.50	09/17/20 17:22	
m&p-Xylene	ug/L	ND	1.0	09/17/20 17:22	
Methyl-tert-butyl ether	ug/L	ND	0.50	09/17/20 17:22	
Methylene Chloride	ug/L	ND	2.0	09/17/20 17:22	
n-Butylbenzene	ug/L	ND	0.50	09/17/20 17:22	
n-Propylbenzene	ug/L	ND	0.50	09/17/20 17:22	
Naphthalene	ug/L	ND	2.0	09/17/20 17:22	
o-Xylene	ug/L	ND	0.50	09/17/20 17:22	
sec-Butylbenzene	ug/L	ND	0.50	09/17/20 17:22	
Styrene	ug/L	ND	0.50	09/17/20 17:22	
tert-Butylbenzene	ug/L	ND	0.50	09/17/20 17:22	
Tetrachloroethene	ug/L	ND	0.50	09/17/20 17:22	
Toluene	ug/L	ND	0.50	09/17/20 17:22	
trans-1,2-Dichloroethene	ug/L	ND	0.50	09/17/20 17:22	
trans-1,3-Dichloropropene	ug/L	ND	0.50	09/17/20 17:22	
Trichloroethene	ug/L	ND	0.50	09/17/20 17:22	
Trichlorofluoromethane	ug/L	ND	1.0	09/17/20 17:22	
Vinyl chloride	ug/L	ND	1.0	09/17/20 17:22	
1,2-Dichloroethane-d4 (S)	%	85	70-130	09/17/20 17:22	
4-Bromofluorobenzene (S)	%	100	70-130	09/17/20 17:22	
Toluene-d8 (S)	%	107	70-130	09/17/20 17:22	

LABORATORY CONTROL SAMPLE: 3004284

Parameter	Units	Spike Conc.	LCS Result	LCS % Rec	% Rec Limits	Qualifiers
1,1,1,2-Tetrachloroethane	ug/L	50	47.1	94	60-140	
1,1,1-Trichloroethane	ug/L	50	52.6	105	60-140	
1,1,2,2-Tetrachloroethane	ug/L	50	52.5	105	60-140	
1,1,2-Trichloroethane	ug/L	50	49.8	100	60-140	
1,1-Dichloroethane	ug/L	50	52.3	105	60-140	
1,1-Dichloroethene	ug/L	50	56.6	113	60-140	
1,1-Dichloropropene	ug/L	50	51.4	103	60-140	
1,2,3-Trichlorobenzene	ug/L	50	46.0	92	60-140	
1,2,3-Trichloropropane	ug/L	50	55.5	111	60-140	
1,2,4-Trichlorobenzene	ug/L	50	47.0	94	60-140	
1,2,4-Trimethylbenzene	ug/L	50	50.8	102	60-140	
1,2-Dibromo-3-chloropropane	ug/L	50	52.5	105	60-140	
1,2-Dibromoethane (EDB)	ug/L	50	59.3	119	60-140	
1,2-Dichlorobenzene	ug/L	50	50.6	101	60-140	
1,2-Dichloroethane	ug/L	50	50.8	102	60-140	
1,2-Dichloropropane	ug/L	50	53.9	108	60-140	
1,3,5-Trimethylbenzene	ug/L	50	56.0	112	60-140	

Results presented on this page are in the units indicated by the "Units" column except where an alternate unit is presented to the right of the result.

REPORT OF LABORATORY ANALYSIS

This report shall not be reproduced, except in full,
without the written consent of Pace Analytical Services, LLC.

Pace Analytical Services, LLC
9800 Kincey Ave. Suite 100
Huntersville, NC 28078
(704)875-9092

QUALITY CONTROL DATA

Project: 2020-L1-2448 Incident
Pace Project No.: 92495938

LABORATORY CONTROL SAMPLE: 3004284

Parameter	Units	Spike Conc.	LCS Result	LCS % Rec	% Rec Limits	Qualifiers
1,3-Dichlorobenzene	ug/L	50	49.6	99	60-140	
1,3-Dichloropropane	ug/L	50	55.9	112	60-140	
1,4-Dichlorobenzene	ug/L	50	50.1	100	60-140	
2,2-Dichloropropane	ug/L	50	50.4	101	60-140	
2-Chlorotoluene	ug/L	50	54.1	108	60-140	
4-Chlorotoluene	ug/L	50	49.9	100	60-140	
Benzene	ug/L	50	57.0	114	60-140	
Bromobenzene	ug/L	50	46.8	94	60-140	
Bromochloromethane	ug/L	50	52.7	105	60-140	
Bromodichloromethane	ug/L	50	46.2	92	60-140	
Bromoform	ug/L	50	53.7	107	60-140	
Bromomethane	ug/L	50	49.3	99	60-140	
Carbon tetrachloride	ug/L	50	51.3	103	60-140	
Chlorobenzene	ug/L	50	56.1	112	60-140	
Chloroethane	ug/L	50	53.3	107	60-140	
Chloroform	ug/L	50	53.6	107	60-140	
Chloromethane	ug/L	50	40.9	82	60-140	
cis-1,2-Dichloroethene	ug/L	50	53.1	106	60-140	
cis-1,3-Dichloropropene	ug/L	50	52.5	105	60-140	
Dibromochloromethane	ug/L	50	47.5	95	60-140	
Dibromomethane	ug/L	50	54.1	108	60-140	
Dichlorodifluoromethane	ug/L	50	32.8	66	60-140	
Diisopropyl ether	ug/L	50	53.6	107	60-140	
Ethylbenzene	ug/L	50	53.9	108	60-140	
Hexachloro-1,3-butadiene	ug/L	50	46.3	93	60-140	
Isopropylbenzene (Cumene)	ug/L	50	51.1	102	60-140	
m&p-Xylene	ug/L	100	99.5	99	60-140	
Methyl-tert-butyl ether	ug/L	50	46.3	93	60-140	
Methylene Chloride	ug/L	50	45.9	92	60-140	
n-Butylbenzene	ug/L	50	53.5	107	60-140	
n-Propylbenzene	ug/L	50	50.0	100	60-140	
Naphthalene	ug/L	50	46.0	92	60-140	
o-Xylene	ug/L	50	52.2	104	60-140	
sec-Butylbenzene	ug/L	50	50.4	101	60-140	
Styrene	ug/L	50	54.6	109	60-140	
tert-Butylbenzene	ug/L	50	44.3	89	60-140	
Tetrachloroethene	ug/L	50	54.5	109	60-140	
Toluene	ug/L	50	50.6	101	60-140	
trans-1,2-Dichloroethene	ug/L	50	54.4	109	60-140	
trans-1,3-Dichloropropene	ug/L	50	49.3	99	60-140	
Trichloroethene	ug/L	50	56.1	112	60-140	
Trichlorofluoromethane	ug/L	50	45.4	91	60-140	
Vinyl chloride	ug/L	50	47.1	94	60-140	
1,2-Dichloroethane-d4 (S)	%			95	70-130	
4-Bromofluorobenzene (S)	%			97	70-130	
Toluene-d8 (S)	%			96	70-130	

Results presented on this page are in the units indicated by the "Units" column except where an alternate unit is presented to the right of the result.

REPORT OF LABORATORY ANALYSIS

This report shall not be reproduced, except in full,
without the written consent of Pace Analytical Services, LLC.

Pace Analytical Services, LLC
9800 Kincey Ave. Suite 100
Huntersville, NC 28078
(704)875-9092

QUALITY CONTROL DATA

Project: 2020-L1-2448 Incident
Pace Project No.: 92495938

MATRIX SPIKE & MATRIX SPIKE DUPLICATE: 3004285 3004286

Parameter	Units	92495240002 Result	MS Spike Conc.	MSD Spike Conc.	MS Result	MSD Result	MS % Rec	MSD % Rec	% Rec Limits	RPD	Qual
1,1,1,2-Tetrachloroethane	ug/L	ND	2000	2000	1990	2010	99	101	60-140	1	
1,1,1-Trichloroethane	ug/L	ND	2000	2000	2370	2400	119	120	60-140	1	
1,1,2,2-Tetrachloroethane	ug/L	ND	2000	2000	2360	2190	118	110	60-140	8	
1,1,2-Trichloroethane	ug/L	ND	2000	2000	2550	1560	128	78	60-140	48	R1
1,1-Dichloroethane	ug/L	ND	2000	2000	1990	2090	100	104	60-140	5	
1,1-Dichloroethene	ug/L	ND	2000	2000	2810	2940	140	147	60-140	4	M1
1,1-Dichloropropene	ug/L	ND	2000	2000	2430	2180	121	109	60-140	11	
1,2,3-Trichlorobenzene	ug/L	ND	2000	2000	1710	2130	86	106	60-140	22	
1,2,3-Trichloropropane	ug/L	ND	2000	2000	2230	2140	112	107	60-140	4	
1,2,4-Trichlorobenzene	ug/L	ND	2000	2000	1720	2180	86	109	60-140	23	
1,2,4-Trimethylbenzene	ug/L	1040	2000	2000	3440	3350	120	116	60-140	3	
1,2-Dibromo-3-chloropropane	ug/L	ND	2000	2000	1950	2290	97	115	60-140	16	
1,2-Dibromoethane (EDB)	ug/L	ND	2000	2000	2300	2320	115	116	60-140	1	
1,2-Dichlorobenzene	ug/L	ND	2000	2000	2120	2280	106	114	60-140	7	
1,2-Dichloroethane	ug/L	ND	2000	2000	2020	2160	101	108	60-140	7	
1,2-Dichloropropane	ug/L	ND	2000	2000	2130	2240	106	112	60-140	5	
1,3,5-Trimethylbenzene	ug/L	232	2000	2000	2640	2550	121	116	60-140	3	
1,3-Dichlorobenzene	ug/L	ND	2000	2000	2250	2210	113	111	60-140	2	
1,3-Dichloropropane	ug/L	ND	2000	2000	2300	2370	115	118	60-140	3	
1,4-Dichlorobenzene	ug/L	ND	2000	2000	2200	2200	110	110	60-140	0	
2,2-Dichloropropane	ug/L	ND	2000	2000	2050	2110	103	106	60-140	3	
2-Chlorotoluene	ug/L	ND	2000	2000	2440	2300	122	115	60-140	6	
4-Chlorotoluene	ug/L	ND	2000	2000	2320	2180	116	109	60-140	6	
Benzene	ug/L	4010	2000	2000	7760	5530	187	76	60-140	34	M1,R1
Bromobenzene	ug/L	ND	2000	2000	2330	2150	116	107	60-140	8	
Bromochloromethane	ug/L	ND	2000	2000	2290	2230	115	111	60-140	3	
Bromodichloromethane	ug/L	ND	2000	2000	1860	1880	93	94	60-140	1	
Bromoform	ug/L	ND	2000	2000	2160	2200	108	110	60-140	2	
Bromomethane	ug/L	ND	2000	2000	1990	2390	100	119	60-140	18	
Carbon tetrachloride	ug/L	ND	2000	2000	2720	2090	136	105	60-140	26	
Chlorobenzene	ug/L	ND	2000	2000	2290	2230	115	112	60-140	3	
Chloroethane	ug/L	ND	2000	2000	2500	2630	125	131	60-140	5	
Chloroform	ug/L	ND	2000	2000	2590	2460	129	123	60-140	5	
Chloromethane	ug/L	ND	2000	2000	2070	1960	104	98	60-140	6	
cis-1,2-Dichloroethene	ug/L	ND	2000	2000	2220	2340	111	117	60-140	5	
cis-1,3-Dichloropropene	ug/L	ND	2000	2000	2110	1990	106	99	60-140	6	
Dibromochloromethane	ug/L	ND	2000	2000	1850	1900	92	95	60-140	3	
Dibromomethane	ug/L	ND	2000	2000	2230	2160	112	108	60-140	3	
Dichlorodifluoromethane	ug/L	ND	2000	2000	1440	1500	72	75	60-140	4	
Diisopropyl ether	ug/L	ND	2000	2000	1890	1890	94	95	60-140	0	
Ethylbenzene	ug/L	1670	2000	2000	4020	4020	117	117	60-140	0	
Hexachloro-1,3-butadiene	ug/L	ND	2000	2000	1810	2140	90	107	60-140	17	
Isopropylbenzene (Cumene)	ug/L	ND	2000	2000	2380	2360	117	116	60-140	1	
m&p-Xylene	ug/L	4930	4000	4000	9560	9660	116	118	60-140	1	
Methyl-tert-butyl ether	ug/L	ND	2000	2000	1700	1720	85	86	60-140	1	
Methylene Chloride	ug/L	ND	2000	2000	1700	1740	85	87	60-140	3	

Results presented on this page are in the units indicated by the "Units" column except where an alternate unit is presented to the right of the result.

REPORT OF LABORATORY ANALYSIS

This report shall not be reproduced, except in full,
without the written consent of Pace Analytical Services, LLC.

Pace Analytical Services, LLC
9800 Kincey Ave. Suite 100
Huntersville, NC 28078
(704)875-9092

QUALITY CONTROL DATA

Project: 2020-L1-2448 Incident
Pace Project No.: 92495938

MATRIX SPIKE & MATRIX SPIKE DUPLICATE: 3004285 3004286

Parameter	Units	92495240002 Result	MS Spike Conc.	MSD Spike Conc.	MS Result	MSD Result	MS % Rec	MSD % Rec	% Rec Limits	RPD	Qual
n-Butylbenzene	ug/L	ND	2000	2000	2360	2280	118	114	60-140	4	
n-Propylbenzene	ug/L	130	2000	2000	2580	2430	122	115	60-140	6	
Naphthalene	ug/L	536	2000	2000	2250	2710	86	109	60-140	19	
o-Xylene	ug/L	2080	2000	2000	4300	4330	111	112	60-140	1	
sec-Butylbenzene	ug/L	ND	2000	2000	2400	2310	120	116	60-140	3	
Styrene	ug/L	ND	2000	2000	2440	2360	122	118	60-140	3	
tert-Butylbenzene	ug/L	ND	2000	2000	2080	2030	104	101	60-140	3	
Tetrachloroethene	ug/L	ND	2000	2000	2160	2400	108	120	60-140	11	
Toluene	ug/L	12700	2000	2000	15100	13400	120	37	60-140	12	M1
trans-1,2-Dichloroethene	ug/L	ND	2000	2000	1960	2070	98	103	60-140	5	
trans-1,3-Dichloropropene	ug/L	ND	2000	2000	2440	1480	122	74	60-140	49	R1
Trichloroethene	ug/L	ND	2000	2000	2220	2210	111	111	60-140	0	
Trichlorofluoromethane	ug/L	ND	2000	2000	2160	2330	108	117	60-140	7	
Vinyl chloride	ug/L	ND	2000	2000	2310	2340	116	117	60-140	1	
1,2-Dichloroethane-d4 (S)	%						93	103	70-130		
4-Bromofluorobenzene (S)	%						101	100	70-130		
Toluene-d8 (S)	%						97	86	70-130		

Results presented on this page are in the units indicated by the "Units" column except where an alternate unit is presented to the right of the result.

REPORT OF LABORATORY ANALYSIS

This report shall not be reproduced, except in full,
without the written consent of Pace Analytical Services, LLC.

Pace Analytical Services, LLC
9800 Kincey Ave. Suite 100
Huntersville, NC 28078
(704)875-9092

QUALIFIERS

Project: 2020-L1-2448 Incident
Pace Project No.: 92495938

DEFINITIONS

DF - Dilution Factor, if reported, represents the factor applied to the reported data due to dilution of the sample aliquot.

ND - Not Detected at or above adjusted reporting limit.

TNTC - Too Numerous To Count

J - Estimated concentration above the adjusted method detection limit and below the adjusted reporting limit.

MDL - Adjusted Method Detection Limit.

PQL - Practical Quantitation Limit.

RL - Reporting Limit - The lowest concentration value that meets project requirements for quantitative data with known precision and bias for a specific analyte in a specific matrix.

S - Surrogate

1,2-Diphenylhydrazine decomposes to and cannot be separated from Azobenzene using Method 8270. The result for each analyte is a combined concentration.

Consistent with EPA guidelines, unrounded data are displayed and have been used to calculate % recovery and RPD values.

LCS(D) - Laboratory Control Sample (Duplicate)

MS(D) - Matrix Spike (Duplicate)

DUP - Sample Duplicate

RPD - Relative Percent Difference

NC - Not Calculable.

SG - Silica Gel - Clean-Up

U - Indicates the compound was analyzed for, but not detected.

Acid preservation may not be appropriate for 2 Chloroethylvinyl ether.

A separate vial preserved to a pH of 4-5 is recommended in SW846 Chapter 4 for the analysis of Acrolein and Acrylonitrile by EPA Method 8260.

N-Nitrosodiphenylamine decomposes and cannot be separated from Diphenylamine using Method 8270. The result reported for each analyte is a combined concentration.

Pace Analytical is TNI accredited. Contact your Pace PM for the current list of accredited analytes.

TNI - The NELAC Institute.

ANALYTE QUALIFIERS

BC	The same analyte was detected in an associated blank at a concentration above 1/2 the reporting limit but below the laboratory reporting limit.
M1	Matrix spike recovery exceeded QC limits. Batch accepted based on laboratory control sample (LCS) recovery.
R1	RPD value was outside control limits.

This report shall not be reproduced, except in full,
without the written consent of Pace Analytical Services, LLC.

Pace Analytical Services, LLC
9800 Kincey Ave. Suite 100
Huntersville, NC 28078
(704)875-9092

QUALITY CONTROL DATA CROSS REFERENCE TABLE

Project: 2020-L1-2448 Incident
Pace Project No.: 92495938

Lab ID	Sample ID	QC Batch Method	QC Batch	Analytical Method	Analytical Batch
92495938001	**13923_AC_RD_20200916**	MADEPV	1545405	MADEP VPH	1545405
92495938001	**13923_AC_RD_20200916**	EPA 3010A	567317	EPA 6010D	567327
92495938001	**13923_AC_RD_20200916**	SM 6200B	566932		

This report shall not be reproduced, except in full,
without the written consent of Pace Analytical Services, LLC.

WO# : 92495938

92495938

CHAIN-OF-CUSTODY Analytical Request Document

Pace Analytical

Chain-of-Custody is a LEGAL DOCUMENT - Complete all relevent fields

LAB USE ... mber or

Company: Apex Companies, LLC	Billing Information:
Address:	
Report To: Andrew Street	Email To: Andrew.Street@apexcos.com
Copy To:	Site Collection Info/Address: 13923 Asbury Chapel Rd
Customer Project Name/Number: 2020-LI-2448 Incident	State: NC/ County/City: Huntersville Time Zone Collected: [ ] PT [ ] MT [ ] CT [X] ET
Phone: Email:	Site/Facility ID #: Compliance Monitoring? [ ] Yes [ ] No
Collected By (print): Thomas Fisher	Purchase Order #: Quote #: DW PWS ID #: DW Location Code:
Collected By (signature):	Turnaround Date Required: ASAP Immediately Packed on Ice: [X] Yes [ ] No
Sample Disposal: [ ] Dispose as appropriate [ ] Return [ ] Archive: [ ] Hold:	Rush: [ ] Same Day [ ] Next Day [ ] 2 Day [ ] 3 Day [ ] 4 Day [ ] 5 Day (Expedite Charges Apply) Field Filtered (if applicable): [ ] Yes [ ] No Analysis:

Container Preservative Type **: 3 3 1

Lab Project Manager:

** Preservative Types: (1) nitric acid, (2) sulfuric acid, (3) hydrochloric acid, (4) sodium hydroxide, (5) zinc acetate, (6) methanol, (7) sodium bisulfate, (8) sodium thiosulfate, (9) hexane, (A) ascorbic acid, (B) ammonium sulfate, (C) ammonium hydroxide, (D) TSP, (U) Unpreserved, (O) Other _____

* Matrix Codes (Insert in Matrix box below): Drinking Water (DW), Ground Water (GW), Wastewater (WW), Product (P), Soil/Solid (SL), Oil (OL), Wipe (WP), Air (AR), Tissue (TS), Bioassay (B), Vapor (V), Other (OT)

Customer Sample ID	Matrix *	Comp / Grab	Collected (or Composite Start) Date	Collected (or Composite Start) Time	Composite End Date	Composite End Time	Res Cl	# of Ctns	Analyses: VOCs SM 6200B	MADEP VPH	Lead	Lab Profile/Line:
13923_AC_RD_20200916	DW	G	9/16/20	1420				8	x	x	x	92495938 001

Lab Sample Receipt Checklist:

Custody Seals Present/Intact	Y	(N)	NA
Custody Signatures Present	(Y)	N	NA
Collector Signature Present	(Y)	N	NA
Bottles Intact	(Y)	N	NA
Correct Bottles	(Y)	N	NA
Sufficient Volume	(Y)	N	NA
Samples Received on Ice	(Y)	N	NA
VOA - Headspace Acceptable	(Y)	N	NA
USDA Regulated Soils	Y	N	(NA)
Samples in Holding Time	(Y)	N	NA
Residual Chlorine Present	Y	N	(NA)
Cl Strips: _____			
Sample pH Acceptable	(Y)	N	NA
pH Strips: _____			
Sulfide Present	Y	N	(NA)
Lead Acetate Strips: _____			

LAB USE ONLY:
Lab Sample # / Comments:

Customer Remarks / Special Conditions / Possible Hazards:

Type of Ice Used: (Wet) Blue Dry None

Packing Material Used: 1. bags

Radchem sample(s) screened (<500 cpm): Y N (NA)

SHORT HOLDS PRESENT (<72 hours): Y (N) N/A

Lab Tracking #: 2539423

Samples received via: FEDEX UPS (Client) Courier Pace Courier

Lab Sample Temperature Info:
Temp Blank Received: Y (N) NA
Therm ID#: IR92T061
Cooler 1 Temp Upon Receipt: 3.3 oC
Cooler 1 Therm Corr. Factor: +0 oC
Cooler 1 Corrected Temp: 3.3 oC
Comments:

Relinquished by/Company: (Signature)	Date/Time:	Received by/Company: (Signature)	Date/Time:
Apex	9-17-20/0752	Apex	9-17-20/0752
Apex	9-17-20/0830	PACE	9-17-20 8:30

MTJL LAB USE ONLY
Table #:
Acctnum:
Template:
Prelogin:
PM:
PB:

Trip Blank Received: Y (N) NA
HCL MeOH TSP Other

Non Conformance(s): YES / NO

Page: _____ of: _____

*Check mark top half of box if pH and/or dechlorination is verified and within the acceptance range for preservation samples.

Exceptions: VOA, Coliform, TOC, Oil and Grease, DRO/8015 (water) DOC, LLHg

**Bottom half of box is to list number of bottle

Project # **WO#: 92495938**

PM: AMB Due Date: 09/18/20

CLIENT: 92-APEX MOOR

Item#	BP4U-125 mL Plastic Unpreserved (N/A) (Cl-)	BP3U-250 mL Plastic Unpreserved (N/A)	BP2U-500 mL Plastic Unpreserved (N/A)	BP1U-1 liter Plastic Unpreserved (N/A)	BP4S-125 mL Plastic H2SO4 (pH < 2) (Cl-)	BP3N-250 mL plastic HNO3 (pH < 2)	BP4Z-125 mL Plastic ZN Acetate & NaOH (>9)	BP4C-125 mL Plastic NaOH (pH > 12) (Cl-)	WGFU-Wide-mouthed Glass jar Unpreserved	AG1U-1 liter Amber Unpreserved (N/A) (Cl-)	AG1H-1 liter Amber HCl (pH < 2)	AG3U-250 mL Amber Unpreserved (N/A) (Cl-)	AG1S-1 liter Amber H2SO4 (pH < 2)	AG3S-250 mL Amber H2SO4 (pH < 2)	AG3A(DG3A)-250 mL Amber NH4Cl (N/A)(Cl-)	DG9H-40 mL VOA HCl (N/A)	VG9T-40 mL VOA Na2S2O3 (N/A)	VG9U-40 mL VOA Unp (N/A)	DG9P-40 mL VOA H3PO4 (N/A)	VOAK (6 vials per kit)-5035 kit (N/A)	V/GK (3 vials per kit)-VPH/Gas kit (N/A)	SPST-125 mL Sterile Plastic (N/A – lab)	SPZT-250 mL Sterile Plastic (N/A – lab)		BP3A-250 mL Plastic (NH2)2SO4 (9.3-9.7)	AG0U-100 mL Amber Unpreserved vials (N/A)	VSGU-20 mL Scintillation vials (N/A)	DG3U-40 mL Amber Unpreserved vials (N/A)
1						1										7													
2																													
3																													
4																													
5																													
6																													
7																													
8																													
9																													
10																													
11																													
12																													

pH Adjustment Log for Preserved Samples

Sample ID	Type of Preservative	pH upon receipt	Date preservation adjusted	Time preservation adjusted	Amount of Preservative added	Lot #

Note: Whenever there is a discrepancy affecting North Carolina compliance samples, a copy of this form will be sent to the North Carolina DEHNR Certification Office (i.e. Out of hold, incorrect preservative, out of temp, incorrect containers.

Pace Analytical Services, LLC
9800 Kincey Ave. Suite 100
Huntersville, NC 28078
(704)875-9092

September 21, 2020

Andrew Street
Apex Companies - NC
5900 Northwoods Business Pkwy
Suite 5900-0
Charlotte, NC 28269

RE: Project: 2020-L1-2448 Incident
Pace Project No.: 92495939

Dear Andrew Street:

Enclosed are the analytical results for sample(s) received by the laboratory on September 17, 2020. The results relate only to the samples included in this report. Results reported herein conform to the applicable TNI/NELAC Standards and the laboratory's Quality Manual, where applicable, unless otherwise noted in the body of the report.

The test results provided in this final report were generated by each of the following laboratories within the Pace Network:

- Pace National - Mt. Juliet
- Pace Analytical Services - Asheville
- Pace Analytical Services - Charlotte

If you have any questions concerning this report, please feel free to contact me.

Sincerely,

Angela M. Baioni

Angela Baioni
angela.baioni@pacelabs.com
(704)875-9092
Project Manager

Enclosures

cc: J Culbreath, Colonial Pipeline Company
Robert Hughes, Colonial Pipeline
Margaret King, APEX Companies, LLC
Emily Little, Apex Companies
Jeff Morrison, Colonial Pipeline Company
Tom Naumann, APEX Companies - NC
Joe Nicolette, Montrose-EPS
Christopher Schultz, Apex Companies
Alex Testoff, Montrose-EPS
Michael Verdon, Colonial Pipeline Company
JM Wyatt, Colonial Pipeline Company

This report shall not be reproduced, except in full,
without the written consent of Pace Analytical Services, LLC.

Pace Analytical Services, LLC
9800 Kincey Ave. Suite 100
Huntersville, NC 28078
(704)875-9092

CERTIFICATIONS

Project: 2020-L1-2448 Incident
Pace Project No.: 92495939

Pace Analytical Services National

12065 Lebanon Road, Mt. Juliet, TN 37122
Alabama Certification #: 40660
Alaska Certification 17-026
Arizona Certification #: AZ0612
Arkansas Certification #: 88-0469
California Certification #: 2932
Canada Certification #: 1461.01
Colorado Certification #: TN00003
Connecticut Certification #: PH-0197
DOD Certification: #1461.01
EPA# TN00003
Florida Certification #: E87487
Georgia DW Certification #: 923
Georgia Certification: NELAP
Idaho Certification #: TN00003
Illinois Certification #: 200008
Indiana Certification #: C-TN-01
Iowa Certification #: 364
Kansas Certification #: E-10277
Kentucky UST Certification #: 16
Kentucky Certification #: 90010
Louisiana Certification #: AI30792
Louisiana DW Certification #: LA180010
Maine Certification #: TN0002
Maryland Certification #: 324
Massachusetts Certification #: M-TN003
Michigan Certification #: 9958
Minnesota Certification #: 047-999-395
Mississippi Certification #: TN00003
Missouri Certification #: 340
Montana Certification #: CERT0086
Nebraska Certification #: NE-OS-15-05
Nevada Certification #: TN-03-2002-34
New Hampshire Certification #: 2975
New Jersey Certification #: TN002
New Mexico DW Certification
New York Certification #: 11742
North Carolina Aquatic Toxicity Certification #: 41
North Carolina Drinking Water Certification #: 21704
North Carolina Environmental Certificate #: 375
North Dakota Certification #: R-140
Ohio VAP Certification #: CL0069
Oklahoma Certification #: 9915
Oregon Certification #: TN200002
Pennsylvania Certification #: 68-02979
Rhode Island Certification #: LAO00356
South Carolina Certification #: 84004
South Dakota Certification
Tennessee DW/Chem/Micro Certification #: 2006
Texas Certification #: T 104704245-17-14
Texas Mold Certification #: LAB0152
USDA Soil Permit #: P330-15-00234
Utah Certification #: TN00003
Virginia Certification #: VT2006
Vermont Dept. of Health: ID# VT-2006
Virginia Certification #: 460132
Washington Certification #: C847
West Virginia Certification #: 233
Wisconsin Certification #: 9980939910
Wyoming UST Certification #: via A2LA 2926.01
A2LA-ISO 17025 Certification #: 1461.01
A2LA-ISO 17025 Certification #: 1461.02
AIHA-LAP/LLC EMLAP Certification #:100789

Pace Analytical Services Charlotte

9800 Kincey Ave. Ste 100, Huntersville, NC 28078
Louisiana/NELAP Certification # LA170028
North Carolina Drinking Water Certification #: 37706
North Carolina Field Services Certification #: 5342
North Carolina Wastewater Certification #: 12
South Carolina Certification #: 99006001
Florida/NELAP Certification #: E87627
Kentucky UST Certification #: 84
Virginia/VELAP Certification #: 460221

Pace Analytical Services Asheville

2225 Riverside Drive, Asheville, NC 28804
Florida/NELAP Certification #: E87648
Massachusetts Certification #: M-NC030
North Carolina Drinking Water Certification #: 37712
North Carolina Wastewater Certification #: 40
South Carolina Certification #: 99030001
Virginia/VELAP Certification #: 460222

REPORT OF LABORATORY ANALYSIS

This report shall not be reproduced, except in full,
without the written consent of Pace Analytical Services, LLC.

Pace Analytical Services, LLC
9800 Kincey Ave. Suite 100
Huntersville, NC 28078
(704)875-9092

SAMPLE ANALYTE COUNT

Project: 2020-L1-2448 Incident
Pace Project No.: 92495939

Lab ID	Sample ID	Method	Analysts	Analytes Reported	Laboratory
92495939001	**13800_HC_RD_20200916**	MADEP VPH	ADM	6	PAN
		EPA 6010D	SH1	1	PASI-A
		SM 6200B	CL	63	PASI-C

PAN = Pace National - Mt. Juliet
PASI-A = Pace Analytical Services - Asheville
PASI-C = Pace Analytical Services - Charlotte

This report shall not be reproduced, except in full,
without the written consent of Pace Analytical Services, LLC.

Pace Analytical Services, LLC
9800 Kincey Ave. Suite 100
Huntersville, NC 28078
(704)875-9092

ANALYTICAL RESULTS

Project: 2020-L1-2448 Incident
Pace Project No.: 92495939

Sample: 13800_HC_RD_20200916 **Lab ID: 92495939001** Collected: 09/16/20 19:55 Received: 09/17/20 08:30 Matrix: Water

Parameters	Results	Units	Report Limit	DF	Prepared	Analyzed	CAS No.	Qual
MADEPV	Analytical Method: MADEP VPH Preparation Method: MADEPV Pace National - Mt. Juliet							
Aliphatic (C05-C08)	ND	ug/L	100	1	09/18/20 13:48	09/18/20 13:48		
Aliphatic (C09-C12)	ND	ug/L	100	1	09/18/20 13:48	09/18/20 13:48		
Aromatic (C09-C10),Unadjusted	ND	ug/L	100	1	09/18/20 13:48	09/18/20 13:48	TPHC9C10A	
Total VPH	ND	ug/L	100	1	09/18/20 13:48	09/18/20 13:48	VPH	
Surrogates								
2,5-Dibromotoluene (FID)	98.8	%	70.0-130	1	09/18/20 13:48	09/18/20 13:48	615-59-8FID	
2,5-Dibromotoluene (PID)	94.2	%	70.0-130	1	09/18/20 13:48	09/18/20 13:48	615-59-8PID	
6010 MET ICP	Analytical Method: EPA 6010D Preparation Method: EPA 3010A Pace Analytical Services - Asheville							
Lead	**67.0**	ug/L	5.0	1	09/18/20 02:19	09/18/20 12:34	7439-92-1	BC
6200B MSV	Analytical Method: SM 6200B Pace Analytical Services - Charlotte							
Benzene	ND	ug/L	0.50	1		09/17/20 20:49	71-43-2	
Bromobenzene	ND	ug/L	0.50	1		09/17/20 20:49	108-86-1	
Bromochloromethane	ND	ug/L	0.50	1		09/17/20 20:49	74-97-5	
Bromodichloromethane	ND	ug/L	0.50	1		09/17/20 20:49	75-27-4	
Bromoform	ND	ug/L	0.50	1		09/17/20 20:49	75-25-2	
Bromomethane	ND	ug/L	5.0	1		09/17/20 20:49	74-83-9	
n-Butylbenzene	ND	ug/L	0.50	1		09/17/20 20:49	104-51-8	
sec-Butylbenzene	ND	ug/L	0.50	1		09/17/20 20:49	135-98-8	
tert-Butylbenzene	ND	ug/L	0.50	1		09/17/20 20:49	98-06-6	
Carbon tetrachloride	ND	ug/L	0.50	1		09/17/20 20:49	56-23-5	
Chlorobenzene	ND	ug/L	0.50	1		09/17/20 20:49	108-90-7	
Chloroethane	ND	ug/L	1.0	1		09/17/20 20:49	75-00-3	
Chloroform	ND	ug/L	0.50	1		09/17/20 20:49	67-66-3	
Chloromethane	ND	ug/L	1.0	1		09/17/20 20:49	74-87-3	
2-Chlorotoluene	ND	ug/L	0.50	1		09/17/20 20:49	95-49-8	
4-Chlorotoluene	ND	ug/L	0.50	1		09/17/20 20:49	106-43-4	
1,2-Dibromo-3-chloropropane	ND	ug/L	1.0	1		09/17/20 20:49	96-12-8	
Dibromochloromethane	ND	ug/L	0.50	1		09/17/20 20:49	124-48-1	
1,2-Dibromoethane (EDB)	ND	ug/L	0.50	1		09/17/20 20:49	106-93-4	
Dibromomethane	ND	ug/L	0.50	1		09/17/20 20:49	74-95-3	
1,2-Dichlorobenzene	ND	ug/L	0.50	1		09/17/20 20:49	95-50-1	
1,3-Dichlorobenzene	ND	ug/L	0.50	1		09/17/20 20:49	541-73-1	
1,4-Dichlorobenzene	ND	ug/L	0.50	1		09/17/20 20:49	106-46-7	
Dichlorodifluoromethane	ND	ug/L	0.50	1		09/17/20 20:49	75-71-8	
1,1-Dichloroethane	ND	ug/L	0.50	1		09/17/20 20:49	75-34-3	
1,2-Dichloroethane	ND	ug/L	0.50	1		09/17/20 20:49	107-06-2	
1,1-Dichloroethene	ND	ug/L	0.50	1		09/17/20 20:49	75-35-4	
cis-1,2-Dichloroethene	ND	ug/L	0.50	1		09/17/20 20:49	156-59-2	
trans-1,2-Dichloroethene	ND	ug/L	0.50	1		09/17/20 20:49	156-60-5	
1,2-Dichloropropane	ND	ug/L	0.50	1		09/17/20 20:49	78-87-5	
1,3-Dichloropropane	ND	ug/L	0.50	1		09/17/20 20:49	142-28-9	
2,2-Dichloropropane	ND	ug/L	0.50	1		09/17/20 20:49	594-20-7	

REPORT OF LABORATORY ANALYSIS

This report shall not be reproduced, except in full,
without the written consent of Pace Analytical Services, LLC.

Pace Analytical Services, LLC
9800 Kincey Ave. Suite 100
Huntersville, NC 28078
(704)875-9092

ANALYTICAL RESULTS

Project: 2020-L1-2448 Incident
Pace Project No.: 92495939

Sample: 13800_HC_RD_20200916 **Lab ID: 92495939001** Collected: 09/16/20 19:55 Received: 09/17/20 08:30 Matrix: Water

Parameters	Results	Units	Report Limit	DF	Prepared	Analyzed	CAS No.	Qual
6200B MSV	Analytical Method: SM 6200B Pace Analytical Services - Charlotte							
1,1-Dichloropropene	ND	ug/L	0.50	1		09/17/20 20:49	563-58-6	
cis-1,3-Dichloropropene	ND	ug/L	0.50	1		09/17/20 20:49	10061-01-5	
trans-1,3-Dichloropropene	ND	ug/L	0.50	1		09/17/20 20:49	10061-02-6	
Diisopropyl ether	ND	ug/L	0.50	1		09/17/20 20:49	108-20-3	
Ethylbenzene	ND	ug/L	0.50	1		09/17/20 20:49	100-41-4	
Hexachloro-1,3-butadiene	ND	ug/L	2.0	1		09/17/20 20:49	87-68-3	
Isopropylbenzene (Cumene)	ND	ug/L	0.50	1		09/17/20 20:49	98-82-8	
Methylene Chloride	ND	ug/L	2.0	1		09/17/20 20:49	75-09-2	
Methyl-tert-butyl ether	ND	ug/L	0.50	1		09/17/20 20:49	1634-04-4	
Naphthalene	ND	ug/L	2.0	1		09/17/20 20:49	91-20-3	
n-Propylbenzene	ND	ug/L	0.50	1		09/17/20 20:49	103-65-1	
Styrene	ND	ug/L	0.50	1		09/17/20 20:49	100-42-5	
1,1,1,2-Tetrachloroethane	ND	ug/L	0.50	1		09/17/20 20:49	630-20-6	
1,1,2,2-Tetrachloroethane	ND	ug/L	0.50	1		09/17/20 20:49	79-34-5	
Tetrachloroethene	ND	ug/L	0.50	1		09/17/20 20:49	127-18-4	
Toluene	ND	ug/L	0.50	1		09/17/20 20:49	108-88-3	
1,2,3-Trichlorobenzene	ND	ug/L	2.0	1		09/17/20 20:49	87-61-6	
1,2,4-Trichlorobenzene	ND	ug/L	2.0	1		09/17/20 20:49	120-82-1	
1,1,1-Trichloroethane	ND	ug/L	0.50	1		09/17/20 20:49	71-55-6	
1,1,2-Trichloroethane	ND	ug/L	0.50	1		09/17/20 20:49	79-00-5	
Trichloroethene	ND	ug/L	0.50	1		09/17/20 20:49	79-01-6	
Trichlorofluoromethane	ND	ug/L	1.0	1		09/17/20 20:49	75-69-4	
1,2,3-Trichloropropane	ND	ug/L	0.50	1		09/17/20 20:49	96-18-4	
1,2,4-Trimethylbenzene	ND	ug/L	0.50	1		09/17/20 20:49	95-63-6	
1,3,5-Trimethylbenzene	ND	ug/L	0.50	1		09/17/20 20:49	108-67-8	
Vinyl chloride	ND	ug/L	1.0	1		09/17/20 20:49	75-01-4	
m&p-Xylene	ND	ug/L	1.0	1		09/17/20 20:49	179601-23-1	
o-Xylene	ND	ug/L	0.50	1		09/17/20 20:49	95-47-6	
Surrogates								
1,2-Dichloroethane-d4 (S)	83	%	70-130	1		09/17/20 20:49	17060-07-0	
4-Bromofluorobenzene (S)	94	%	70-130	1		09/17/20 20:49	460-00-4	
Toluene-d8 (S)	99	%	70-130	1		09/17/20 20:49	2037-26-5	

REPORT OF LABORATORY ANALYSIS

This report shall not be reproduced, except in full,
without the written consent of Pace Analytical Services, LLC.

Pace Analytical Services, LLC
9800 Kincey Ave. Suite 100
Huntersville, NC 28078
(704)875-9092

QUALITY CONTROL DATA

Project: 2020-L1-2448 Incident
Pace Project No.: 92495939

QC Batch: 1545405
QC Batch Method: MADEPV
Analysis Method: MADEP VPH
Analysis Description: MADEPV
Laboratory: Pace National - Mt. Juliet
Associated Lab Samples: 92495939001

METHOD BLANK: R3572118-1 Matrix: Water
Associated Lab Samples: 92495939001

Parameter	Units	Blank Result	Reporting Limit	Analyzed	Qualifiers
Aliphatic (C05-C08)	ug/L	ND	100	09/18/20 09:46	
Aliphatic (C09-C12)	ug/L	ND	100	09/18/20 09:46	
Aromatic (C09-C10),Unadjusted	ug/L	ND	100	09/18/20 09:46	
Total VPH	ug/L	ND	100	09/18/20 09:46	
2,5-Dibromotoluene (FID)	%	96.8	70.0-130	09/18/20 09:46	
2,5-Dibromotoluene (PID)	%	85.1	70.0-130	09/18/20 09:46	

LABORATORY CONTROL SAMPLE & LCSD: R3572118-2 R3572118-3

Parameter	Units	Spike Conc.	LCS Result	LCSD Result	LCS % Rec	LCSD % Rec	% Rec Limits	RPD	Max RPD	Qualifiers
Aliphatic (C05-C08)	ug/L	1200	1190	1190	99.2	99.2	70.0-130	0.00	25	
Aliphatic (C09-C12)	ug/L	1400	1430	1470	102	105	70.0-130	2.76	25	
Aromatic (C09-C10),Unadjusted	ug/L	200	236	212	118	106	70.0-130	10.7	25	
Total VPH	ug/L	2800	2860	2870	102	103	70.0-130	0.349	25	
2,5-Dibromotoluene (FID)	%				105	101	70.0-130			
2,5-Dibromotoluene (PID)	%				94.7	92.9	70.0-130			

Results presented on this page are in the units indicated by the "Units" column except where an alternate unit is presented to the right of the result.

REPORT OF LABORATORY ANALYSIS

This report shall not be reproduced, except in full,
without the written consent of Pace Analytical Services, LLC.

Pace Analytical Services, LLC
9800 Kincey Ave. Suite 100
Huntersville, NC 28078
(704)875-9092

QUALITY CONTROL DATA

Project: 2020-L1-2448 Incident
Pace Project No.: 92495939

QC Batch: 567317
QC Batch Method: EPA 3010A
Analysis Method: EPA 6010D
Analysis Description: 6010 MET
Laboratory: Pace Analytical Services - Asheville
Associated Lab Samples: 92495939001

METHOD BLANK: 3006542 Matrix: Water
Associated Lab Samples: 92495939001

Parameter	Units	Blank Result	Reporting Limit	Analyzed	Qualifiers
Lead	ug/L	ND	5.0	09/18/20 11:34	BC

LABORATORY CONTROL SAMPLE: 3006543

Parameter	Units	Spike Conc.	LCS Result	LCS % Rec	% Rec Limits	Qualifiers
Lead	ug/L	500	490	98	80-120	

MATRIX SPIKE & MATRIX SPIKE DUPLICATE: 3006544 3006545

Parameter	Units	92495926001 Result	MS Spike Conc.	MSD Spike Conc.	MS Result	MSD Result	MS % Rec	MSD % Rec	% Rec Limits	RPD	Qual
Lead	ug/L	ND	500	500	529	532	106	106	75-125	1	

Results presented on this page are in the units indicated by the "Units" column except where an alternate unit is presented to the right of the result.

REPORT OF LABORATORY ANALYSIS

This report shall not be reproduced, except in full,
without the written consent of Pace Analytical Services, LLC.

Pace Analytical Services, LLC
9800 Kincey Ave. Suite 100
Huntersville, NC 28078
(704)875-9092

QUALITY CONTROL DATA

Project: 2020-L1-2448 Incident
Pace Project No.: 92495939

QC Batch: 567114
QC Batch Method: SM 6200B
Analysis Method: SM 6200B
Analysis Description: 6200B MSV
Laboratory: Pace Analytical Services - Charlotte

Associated Lab Samples: 92495939001

METHOD BLANK: 3005093 Matrix: Water
Associated Lab Samples: 92495939001

Parameter	Units	Blank Result	Reporting Limit	Analyzed	Qualifiers
1,1,1,2-Tetrachloroethane	ug/L	ND	0.50	09/17/20 11:59	
1,1,1-Trichloroethane	ug/L	ND	0.50	09/17/20 11:59	
1,1,2,2-Tetrachloroethane	ug/L	ND	0.50	09/17/20 11:59	
1,1,2-Trichloroethane	ug/L	ND	0.50	09/17/20 11:59	
1,1-Dichloroethane	ug/L	ND	0.50	09/17/20 11:59	
1,1-Dichloroethene	ug/L	ND	0.50	09/17/20 11:59	
1,1-Dichloropropene	ug/L	ND	0.50	09/17/20 11:59	
1,2,3-Trichlorobenzene	ug/L	ND	2.0	09/17/20 11:59	
1,2,3-Trichloropropane	ug/L	ND	0.50	09/17/20 11:59	
1,2,4-Trichlorobenzene	ug/L	ND	2.0	09/17/20 11:59	
1,2,4-Trimethylbenzene	ug/L	ND	0.50	09/17/20 11:59	
1,2-Dibromo-3-chloropropane	ug/L	ND	1.0	09/17/20 11:59	
1,2-Dibromoethane (EDB)	ug/L	ND	0.50	09/17/20 11:59	
1,2-Dichlorobenzene	ug/L	ND	0.50	09/17/20 11:59	
1,2-Dichloroethane	ug/L	ND	0.50	09/17/20 11:59	
1,2-Dichloropropane	ug/L	ND	0.50	09/17/20 11:59	
1,3,5-Trimethylbenzene	ug/L	ND	0.50	09/17/20 11:59	
1,3-Dichlorobenzene	ug/L	ND	0.50	09/17/20 11:59	
1,3-Dichloropropane	ug/L	ND	0.50	09/17/20 11:59	
1,4-Dichlorobenzene	ug/L	ND	0.50	09/17/20 11:59	
2,2-Dichloropropane	ug/L	ND	0.50	09/17/20 11:59	
2-Chlorotoluene	ug/L	ND	0.50	09/17/20 11:59	
4-Chlorotoluene	ug/L	ND	0.50	09/17/20 11:59	
Benzene	ug/L	ND	0.50	09/17/20 11:59	
Bromobenzene	ug/L	ND	0.50	09/17/20 11:59	
Bromochloromethane	ug/L	ND	0.50	09/17/20 11:59	
Bromodichloromethane	ug/L	ND	0.50	09/17/20 11:59	
Bromoform	ug/L	ND	0.50	09/17/20 11:59	
Bromomethane	ug/L	ND	5.0	09/17/20 11:59	
Carbon tetrachloride	ug/L	ND	0.50	09/17/20 11:59	
Chlorobenzene	ug/L	ND	0.50	09/17/20 11:59	
Chloroethane	ug/L	ND	1.0	09/17/20 11:59	
Chloroform	ug/L	ND	0.50	09/17/20 11:59	
Chloromethane	ug/L	ND	1.0	09/17/20 11:59	
cis-1,2-Dichloroethene	ug/L	ND	0.50	09/17/20 11:59	
cis-1,3-Dichloropropene	ug/L	ND	0.50	09/17/20 11:59	
Dibromochloromethane	ug/L	ND	0.50	09/17/20 11:59	
Dibromomethane	ug/L	ND	0.50	09/17/20 11:59	
Dichlorodifluoromethane	ug/L	ND	0.50	09/17/20 11:59	
Diisopropyl ether	ug/L	ND	0.50	09/17/20 11:59	

Results presented on this page are in the units indicated by the "Units" column except where an alternate unit is presented to the right of the result.

REPORT OF LABORATORY ANALYSIS

This report shall not be reproduced, except in full,
without the written consent of Pace Analytical Services, LLC.

Pace Analytical Services, LLC
9800 Kincey Ave. Suite 100
Huntersville, NC 28078
(704)875-9092

QUALITY CONTROL DATA

Project: 2020-L1-2448 Incident
Pace Project No.: 92495939

METHOD BLANK: 3005093 Matrix: Water
Associated Lab Samples: 92495939001

Parameter	Units	Blank Result	Reporting Limit	Analyzed	Qualifiers
Ethylbenzene	ug/L	ND	0.50	09/17/20 11:59	
Hexachloro-1,3-butadiene	ug/L	ND	2.0	09/17/20 11:59	
Isopropylbenzene (Cumene)	ug/L	ND	0.50	09/17/20 11:59	
m&p-Xylene	ug/L	ND	1.0	09/17/20 11:59	
Methyl-tert-butyl ether	ug/L	ND	0.50	09/17/20 11:59	
Methylene Chloride	ug/L	ND	2.0	09/17/20 11:59	
n-Butylbenzene	ug/L	ND	0.50	09/17/20 11:59	
n-Propylbenzene	ug/L	ND	0.50	09/17/20 11:59	
Naphthalene	ug/L	ND	2.0	09/17/20 11:59	
o-Xylene	ug/L	ND	0.50	09/17/20 11:59	
sec-Butylbenzene	ug/L	ND	0.50	09/17/20 11:59	
Styrene	ug/L	ND	0.50	09/17/20 11:59	
tert-Butylbenzene	ug/L	ND	0.50	09/17/20 11:59	
Tetrachloroethene	ug/L	ND	0.50	09/17/20 11:59	
Toluene	ug/L	ND	0.50	09/17/20 11:59	
trans-1,2-Dichloroethene	ug/L	ND	0.50	09/17/20 11:59	
trans-1,3-Dichloropropene	ug/L	ND	0.50	09/17/20 11:59	
Trichloroethene	ug/L	ND	0.50	09/17/20 11:59	
Trichlorofluoromethane	ug/L	ND	1.0	09/17/20 11:59	
Vinyl chloride	ug/L	ND	1.0	09/17/20 11:59	
1,2-Dichloroethane-d4 (S)	%	84	70-130	09/17/20 11:59	
4-Bromofluorobenzene (S)	%	95	70-130	09/17/20 11:59	
Toluene-d8 (S)	%	101	70-130	09/17/20 11:59	

LABORATORY CONTROL SAMPLE: 3005094

Parameter	Units	Spike Conc.	LCS Result	LCS % Rec	% Rec Limits	Qualifiers
1,1,1,2-Tetrachloroethane	ug/L	50	52.5	105	60-140	
1,1,1-Trichloroethane	ug/L	50	46.8	94	60-140	
1,1,2,2-Tetrachloroethane	ug/L	50	51.5	103	60-140	
1,1,2-Trichloroethane	ug/L	50	50.8	102	60-140	
1,1-Dichloroethane	ug/L	50	46.9	94	60-140	
1,1-Dichloroethene	ug/L	50	47.2	94	60-140	
1,1-Dichloropropene	ug/L	50	48.1	96	60-140	
1,2,3-Trichlorobenzene	ug/L	50	54.3	109	60-140	
1,2,3-Trichloropropane	ug/L	50	49.5	99	60-140	
1,2,4-Trichlorobenzene	ug/L	50	56.0	112	60-140	
1,2,4-Trimethylbenzene	ug/L	50	52.0	104	60-140	
1,2-Dibromo-3-chloropropane	ug/L	50	52.1	104	60-140	
1,2-Dibromoethane (EDB)	ug/L	50	54.2	108	60-140	
1,2-Dichlorobenzene	ug/L	50	52.3	105	60-140	
1,2-Dichloroethane	ug/L	50	38.9	78	60-140	
1,2-Dichloropropane	ug/L	50	53.2	106	60-140	
1,3,5-Trimethylbenzene	ug/L	50	52.6	105	60-140	

Results presented on this page are in the units indicated by the "Units" column except where an alternate unit is presented to the right of the result.

REPORT OF LABORATORY ANALYSIS

This report shall not be reproduced, except in full,
without the written consent of Pace Analytical Services, LLC.

Pace Analytical Services, LLC
9800 Kincey Ave. Suite 100
Huntersville, NC 28078
(704)875-9092

QUALITY CONTROL DATA

Project: 2020-L1-2448 Incident
Pace Project No.: 92495939

LABORATORY CONTROL SAMPLE: 3005094

Parameter	Units	Spike Conc.	LCS Result	LCS % Rec	% Rec Limits	Qualifiers
1,3-Dichlorobenzene	ug/L	50	53.1	106	60-140	
1,3-Dichloropropane	ug/L	50	53.3	107	60-140	
1,4-Dichlorobenzene	ug/L	50	52.5	105	60-140	
2,2-Dichloropropane	ug/L	50	46.5	93	60-140	
2-Chlorotoluene	ug/L	50	53.0	106	60-140	
4-Chlorotoluene	ug/L	50	51.4	103	60-140	
Benzene	ug/L	50	51.7	103	60-140	
Bromobenzene	ug/L	50	52.9	106	60-140	
Bromochloromethane	ug/L	50	48.3	97	60-140	
Bromodichloromethane	ug/L	50	45.7	91	60-140	
Bromoform	ug/L	50	50.7	101	60-140	
Bromomethane	ug/L	50	46.0	92	60-140	
Carbon tetrachloride	ug/L	50	50.9	102	60-140	
Chlorobenzene	ug/L	50	53.0	106	60-140	
Chloroethane	ug/L	50	32.1	64	60-140	
Chloroform	ug/L	50	43.4	87	60-140	
Chloromethane	ug/L	50	47.1	94	60-140	
cis-1,2-Dichloroethene	ug/L	50	45.5	91	60-140	
cis-1,3-Dichloropropene	ug/L	50	53.9	108	60-140	
Dibromochloromethane	ug/L	50	52.7	105	60-140	
Dibromomethane	ug/L	50	51.6	103	60-140	
Dichlorodifluoromethane	ug/L	50	44.4	89	60-140	
Diisopropyl ether	ug/L	50	45.4	91	60-140	
Ethylbenzene	ug/L	50	52.8	106	60-140	
Hexachloro-1,3-butadiene	ug/L	50	58.6	117	60-140	
Isopropylbenzene (Cumene)	ug/L	50	53.3	107	60-140	
m&p-Xylene	ug/L	100	103	103	60-140	
Methyl-tert-butyl ether	ug/L	50	46.0	92	60-140	
Methylene Chloride	ug/L	50	40.5	81	60-140	
n-Butylbenzene	ug/L	50	53.7	107	60-140	
n-Propylbenzene	ug/L	50	53.4	107	60-140	
Naphthalene	ug/L	50	53.2	106	60-140	
o-Xylene	ug/L	50	52.4	105	60-140	
sec-Butylbenzene	ug/L	50	54.2	108	60-140	
Styrene	ug/L	50	54.3	109	60-140	
tert-Butylbenzene	ug/L	50	44.7	89	60-140	
Tetrachloroethene	ug/L	50	54.2	108	60-140	
Toluene	ug/L	50	51.1	102	60-140	
trans-1,2-Dichloroethene	ug/L	50	46.7	93	60-140	
trans-1,3-Dichloropropene	ug/L	50	50.0	100	60-140	
Trichloroethene	ug/L	50	53.9	108	60-140	
Trichlorofluoromethane	ug/L	50	46.4	93	60-140	
Vinyl chloride	ug/L	50	49.4	99	60-140	
1,2-Dichloroethane-d4 (S)	%			79	70-130	
4-Bromofluorobenzene (S)	%			99	70-130	
Toluene-d8 (S)	%			98	70-130	

Results presented on this page are in the units indicated by the "Units" column except where an alternate unit is presented to the right of the result.

REPORT OF LABORATORY ANALYSIS

This report shall not be reproduced, except in full,
without the written consent of Pace Analytical Services, LLC.

Pace Analytical Services, LLC
9800 Kincey Ave. Suite 100
Huntersville, NC 28078
(704)875-9092

QUALITY CONTROL DATA

Project: 2020-L1-2448 Incident
Pace Project No.: 92495939

MATRIX SPIKE & MATRIX SPIKE DUPLICATE: 3005095 3005096

Parameter	Units	92495029006 Result	MS Spike Conc.	MSD Spike Conc.	MS Result	MSD Result	MS % Rec	MSD % Rec	% Rec Limits	RPD	Qual
1,1,1,2-Tetrachloroethane	ug/L	ND	2000	2000	1900	1870	95	93	60-140	1	
1,1,1-Trichloroethane	ug/L	ND	2000	2000	1930	2030	97	102	60-140	5	
1,1,2,2-Tetrachloroethane	ug/L	ND	2000	2000	2100	2350	105	118	60-140	11	
1,1,2-Trichloroethane	ug/L	ND	2000	2000	1790	1880	90	94	60-140	5	
1,1-Dichloroethane	ug/L	ND	2000	2000	2100	2090	105	104	60-140	1	
1,1-Dichloroethene	ug/L	ND	2000	2000	2040	2380	102	119	60-140	15	
1,1-Dichloropropene	ug/L	ND	2000	2000	1980	2030	99	101	60-140	2	
1,2,3-Trichlorobenzene	ug/L	ND	2000	2000	2160	1770	108	88	60-140	20	
1,2,3-Trichloropropane	ug/L	ND	2000	2000	2070	2310	103	115	60-140	11	
1,2,4-Trichlorobenzene	ug/L	ND	2000	2000	2110	1910	105	96	60-140	10	
1,2,4-Trimethylbenzene	ug/L	683	2000	2000	2990	2810	115	106	60-140	6	
1,2-Dibromo-3-chloropropane	ug/L	ND	2000	2000	2180	2110	109	106	60-140	3	
1,2-Dibromoethane (EDB)	ug/L	ND	2000	2000	2110	2270	106	113	60-140	7	
1,2-Dichlorobenzene	ug/L	ND	2000	2000	2350	2130	117	107	60-140	10	
1,2-Dichloroethane	ug/L	ND	2000	2000	1910	1970	96	98	60-140	3	
1,2-Dichloropropane	ug/L	ND	2000	2000	2320	2010	116	100	60-140	15	
1,3,5-Trimethylbenzene	ug/L	153	2000	2000	2590	2110	122	98	60-140	20	
1,3-Dichlorobenzene	ug/L	ND	2000	2000	2220	2120	111	106	60-140	5	
1,3-Dichloropropane	ug/L	ND	2000	2000	2150	2340	108	117	60-140	9	
1,4-Dichlorobenzene	ug/L	ND	2000	2000	2210	2070	110	103	60-140	7	
2,2-Dichloropropane	ug/L	ND	2000	2000	1910	2070	95	103	60-140	8	
2-Chlorotoluene	ug/L	ND	2000	2000	2380	1940	119	97	60-140	20	
4-Chlorotoluene	ug/L	ND	2000	2000	2300	1790	115	90	60-140	25	
Benzene	ug/L	14000	2000	2000	16800	16400	138	117	60-140	3	
Bromobenzene	ug/L	ND	2000	2000	2310	1880	116	94	60-140	20	
Bromochloromethane	ug/L	ND	2000	2000	2010	2070	101	104	60-140	3	
Bromodichloromethane	ug/L	ND	2000	2000	1820	1940	91	97	60-140	6	
Bromoform	ug/L	ND	2000	2000	2010	2400	101	120	60-140	18	
Bromomethane	ug/L	ND	2000	2000	2030	2330	102	116	60-140	14	
Carbon tetrachloride	ug/L	ND	2000	2000	2290	2050	115	103	60-140	11	
Chlorobenzene	ug/L	ND	2000	2000	2100	2100	105	105	60-140	0	
Chloroethane	ug/L	ND	2000	2000	2260	2330	113	117	60-140	3	
Chloroform	ug/L	ND	2000	2000	2130	2330	106	117	60-140	9	
Chloromethane	ug/L	ND	2000	2000	1960	2070	98	104	60-140	6	
cis-1,2-Dichloroethene	ug/L	ND	2000	2000	1990	2320	100	116	60-140	15	
cis-1,3-Dichloropropene	ug/L	ND	2000	2000	2080	1940	104	97	60-140	7	
Dibromochloromethane	ug/L	ND	2000	2000	1760	1850	88	93	60-140	5	
Dibromomethane	ug/L	ND	2000	2000	2060	1960	103	98	60-140	5	
Dichlorodifluoromethane	ug/L	ND	2000	2000	1540	1610	77	81	60-140	5	
Diisopropyl ether	ug/L	ND	2000	2000	2070	1770	102	87	60-140	15	
Ethylbenzene	ug/L	1220	2000	2000	3310	3350	104	107	60-140	1	
Hexachloro-1,3-butadiene	ug/L	ND	2000	2000	2180	1950	109	98	60-140	11	
Isopropylbenzene (Cumene)	ug/L	ND	2000	2000	2410	2360	118	116	60-140	2	
m&p-Xylene	ug/L	3980	4000	4000	8160	8060	104	102	60-140	1	
Methyl-tert-butyl ether	ug/L	3220	2000	2000	5190	4450	98	61	60-140	15	
Methylene Chloride	ug/L	ND	2000	2000	1700	1620	85	81	60-140	4	

Results presented on this page are in the units indicated by the "Units" column except where an alternate unit is presented to the right of the result.

REPORT OF LABORATORY ANALYSIS

This report shall not be reproduced, except in full,
without the written consent of Pace Analytical Services, LLC.

Pace Analytical Services, LLC
9800 Kincey Ave. Suite 100
Huntersville, NC 28078
(704)875-9092

QUALITY CONTROL DATA

Project: 2020-L1-2448 Incident
Pace Project No.: 92495939

MATRIX SPIKE & MATRIX SPIKE DUPLICATE: 3005095 3005096

Parameter	Units	92495029006 Result	MS Spike Conc.	MSD Spike Conc.	MS Result	MSD Result	MS % Rec	MSD % Rec	% Rec Limits	RPD	Qual
n-Butylbenzene	ug/L	ND	2000	2000	2420	2150	121	108	60-140	12	
n-Propylbenzene	ug/L	94.5	2000	2000	2600	2010	125	96	60-140	26	
Naphthalene	ug/L	ND	2000	2000	2280	2060	104	93	60-140	10	
o-Xylene	ug/L	2060	2000	2000	4450	4370	119	115	60-140	2	
sec-Butylbenzene	ug/L	ND	2000	2000	2310	2200	115	110	60-140	5	
Styrene	ug/L	ND	2000	2000	2200	2630	110	132	60-140	18	
tert-Butylbenzene	ug/L	ND	2000	2000	2280	1880	114	94	60-140	20	
Tetrachloroethene	ug/L	ND	2000	2000	2110	2390	106	119	60-140	12	
Toluene	ug/L	19000	2000	2000	20300	21500	67	123	60-140	5	E
trans-1,2-Dichloroethene	ug/L	ND	2000	2000	2480	1890	124	95	60-140	27	
trans-1,3-Dichloropropene	ug/L	ND	2000	2000	1780	1770	89	89	60-140	0	
Trichloroethene	ug/L	ND	2000	2000	2170	2010	108	100	60-140	7	
Trichlorofluoromethane	ug/L	ND	2000	2000	2010	2160	101	108	60-140	7	
Vinyl chloride	ug/L	ND	2000	2000	2100	2160	105	108	60-140	3	
1,2-Dichloroethane-d4 (S)	%						98	98	70-130		
4-Bromofluorobenzene (S)	%						97	113	70-130		
Toluene-d8 (S)	%						92	92	70-130		

Results presented on this page are in the units indicated by the "Units" column except where an alternate unit is presented to the right of the result.

REPORT OF LABORATORY ANALYSIS

This report shall not be reproduced, except in full,
without the written consent of Pace Analytical Services, LLC.

Pace Analytical Services, LLC
9800 Kincey Ave. Suite 100
Huntersville, NC 28078
(704)875-9092

QUALIFIERS

Project: 2020-L1-2448 Incident
Pace Project No.: 92495939

DEFINITIONS

DF - Dilution Factor, if reported, represents the factor applied to the reported data due to dilution of the sample aliquot.

ND - Not Detected at or above adjusted reporting limit.

TNTC - Too Numerous To Count

J - Estimated concentration above the adjusted method detection limit and below the adjusted reporting limit.

MDL - Adjusted Method Detection Limit.

PQL - Practical Quantitation Limit.

RL - Reporting Limit - The lowest concentration value that meets project requirements for quantitative data with known precision and bias for a specific analyte in a specific matrix.

S - Surrogate

1,2-Diphenylhydrazine decomposes to and cannot be separated from Azobenzene using Method 8270. The result for each analyte is a combined concentration.

Consistent with EPA guidelines, unrounded data are displayed and have been used to calculate % recovery and RPD values.

LCS(D) - Laboratory Control Sample (Duplicate)

MS(D) - Matrix Spike (Duplicate)

DUP - Sample Duplicate

RPD - Relative Percent Difference

NC - Not Calculable.

SG - Silica Gel - Clean-Up

U - Indicates the compound was analyzed for, but not detected.

Acid preservation may not be appropriate for 2 Chloroethylvinyl ether.

A separate vial preserved to a pH of 4-5 is recommended in SW846 Chapter 4 for the analysis of Acrolein and Acrylonitrile by EPA Method 8260.

N-Nitrosodiphenylamine decomposes and cannot be separated from Diphenylamine using Method 8270. The result reported for each analyte is a combined concentration.

Pace Analytical is TNI accredited. Contact your Pace PM for the current list of accredited analytes.

TNI - The NELAC Institute.

ANALYTE QUALIFIERS

BC	The same analyte was detected in an associated blank at a concentration above 1/2 the reporting limit but below the laboratory reporting limit.
E	Analyte concentration exceeded the calibration range. The reported result is estimated.

This report shall not be reproduced, except in full,
without the written consent of Pace Analytical Services, LLC.

Pace Analytical Services, LLC
9800 Kincey Ave. Suite 100
Huntersville, NC 28078
(704)875-9092

QUALITY CONTROL DATA CROSS REFERENCE TABLE

Project: 2020-L1-2448 Incident
Pace Project No.: 92495939

Lab ID	Sample ID	QC Batch Method	QC Batch	Analytical Method	Analytical Batch
92495939001	**13800_HC_RD_20200916**	MADEPV	1545405	MADEP VPH	1545405
92495939001	**13800_HC_RD_20200916**	EPA 3010A	567317	EPA 6010D	567327
92495939001	**13800_HC_RD_20200916**	SM 6200B	567114		

This report shall not be reproduced, except in full,
without the written consent of Pace Analytical Services, LLC.

Pace Analytical®

CHAIN-OF-CUSTODY Analytical Request Document

Chain-of-Custody is a LEGAL DOCUMENT - Complete all relevent fields

LAB USE ON... ...er or

WO# : 92495939

92495939

Container Preservative Type: 3 | 3 | 1

Lab Project Manager:

** Preservative Types: (1) nitric acid, (2) sulfuric acid, (3) hydrochloric acid, (4) sodium hydroxide, (5) zinc acetate, (6) methanol, (7) sodium bisulfate, (8) sodium thiosulfate, (9) hexane, (A) ascorbic acid, (B) ammonium sulfate, (C) ammonium hydroxide, (D) TSP, (U) Unpreserved, (O) Other _____

Company: Apex Companies, LLC

Address:

Billing Information:

Report To: Andrew Street

Email To: Andrew.Street@apexcos.com

Copy To:

Site Collection Info/Address: 13800 Huntersville Concord Rd

Customer Project Name/Number: 2020-L1-2448 Incident

State: NC / County/City: Huntersville

Time Zone Collected: [ ] PT [ ] MT [ ] CT [X] ET

Phone:
Email:

Site/Facility ID #:

Compliance Monitoring? [ ] Yes [ ] No

Collected By (print): Thomas Fisher

Purchase Order #:
Quote #:

DW PWS ID #:
DW Location Code:

Collected By (signature): [signature]

Turnaround Date Required: ASAP

Immediately Packed on Ice: [X] Yes [ ] No

Sample Disposal:
[ ] Dispose as appropriate [ ] Return
[ ] Archive: _____
[ ] Hold: _____

Rush:
[ ] Same Day [ ] Next Day
[ ] 2 Day [ ] 3 Day [ ] 4 Day [ ] 5 Day
(Expedite Charges Apply)

Field Filtered (if applicable): [ ] Yes [ ] No

Analysis: _____

* Matrix Codes (Insert in Matrix box below): Drinking Water (DW), Ground Water (GW), Wastewater (WW), Product (P), Soil/Solid (SL), Oil (OL), Wipe (WP), Air (AR), Tissue (TS), Bioassay (B), Vapor (V), Other (OT)

Analyses

Lab Profile/Line:

Lab Sample Receipt Checklist:

Custody Seals Present/Intact	Y (N) NA
Custody Signatures Present	(Y) N NA
Collector Signature Present	(Y) N NA
Bottles Intact	(Y) N NA
Correct Bottles	(Y) N NA
Sufficient Volume	(Y) N NA
Samples Received on Ice	(Y) N NA
VOA - Headspace Acceptable	(Y) N NA
USDA Regulated Soils	Y N (NA)
Samples in Holding Time	(Y) N NA
Residual Chlorine Present	Y N (NA)
Cl Strips:	
Sample pH Acceptable	(Y) N NA
pH Strips:	
Sulfide Present	Y N (NA)
Lead Acetate Strips:	

LAB USE ONLY:
Lab Sample # / Comments:

92495939
001

Customer Sample ID	Matrix *	Comp / Grab	Collected (or Composite Start) Date	Collected (or Composite Start) Time	Composite End Date	Composite End Time	Res Cl	# of Ctns	VOCs SM 6200B	MADEP VPH	Lead							
13800_HC_RD_20200916	DW	G	9/16/20	1955				8	X	X	X							

Customer Remarks / Special Conditions / Possible Hazards:

Type of Ice Used: (Wet) Blue Dry None

Packing Material Used: b. bags

Radchem sample(s) screened (<500 cpm): Y N (NA)

SHORT HOLDS PRESENT (<72 hours): Y (N) N/A

Lab Tracking #: 2539417

Samples received via: FEDEX UPS (Client) Courier Pace Courier

Lab Sample Temperature Info:
Temp Blank Received: Y (N) NA
Therm ID#: IR92T061
Cooler 1 Temp Upon Receipt: 3.3 oC
Cooler 1 Therm Corr. Factor: +0 oC
Cooler 1 Corrected Temp: 3.3 oC
Comments:

Relinquished by/Company: (Signature)	Date/Time:	Received by/Company: (Signature)	Date/Time:
[signature] / Apex	9-17-20/0758	[signature] / Apex	9-17-20/0758
[signature] / Apex	9-17-20/0830	[signature] PACE	9-17-20 8:30

MTJL LAB USE ONLY
Table #:
Acctnum:
Template:
Prelogin:
PM:
PB:

Trip Blank Received: Y (N) NA
HCL MeOH TSP Other

Non Conformance(s): YES / NO

Page: _____ of: _____

*Check mark top half of box if pH and/or dechlorination is verified and within the acceptance range for preservation samples.

Exceptions: VOA, Coliform, TOC, Oil and Grease, DRO/8015 (water) DOC, LLHg

**Bottom half of box is to list number of bottle

Project # **WO#: 92495939**

PM: AMB Due Date: 09/18/20

CLIENT: 92-APEX MOOR

Item#	BP4U-125 mL Plastic Unpreserved (N/A) (Cl-)	BP3U-250 mL Plastic Unpreserved (N/A)	BP2U-500 mL Plastic Unpreserved (N/A)	BP1U-1 liter Plastic Unpreserved (N/A)	BP4S-125 mL Plastic H2SO4 (pH < 2) (Cl-)	BP3N-250 mL plastic HNO3 (pH < 2)	BP4Z-125 mL Plastic ZN Acetate & NaOH (>9)	BP4C-125 mL Plastic NaOH (pH > 12) (Cl-)	WGFU-Wide-mouthed Glass jar Unpreserved	AG1U-1 liter Amber Unpreserved (N/A) (Cl-)	AG1H-1 liter Amber HCl (pH < 2)	AG3U-250 mL Amber Unpreserved (N/A) (Cl-)	AG1S-1 liter Amber H2SO4 (pH < 2)	AG3S-250 mL Amber H2SO4 (pH < 2)	AG3A(DG3A)-250 mL Amber NH4Cl (N/A)(Cl-)	DG9H-40 mL VOA HCl (N/A)	VG9T-40 mL VOA Na2S2O3 (N/A)	VG9U-40 mL VOA Unp (N/A)	DG9P-40 mL VOA H3PO4 (N/A)	VOAK (5 vials per kit)-5035 kit (N/A)	VJGK (3 vials per kit)-VPH/Gas kit (N/A)	SP5T-125 mL Sterile Plastic (N/A – lab)	SP2T-250 mL Sterile Plastic (N/A – lab)		BP3A-250 mL Plastic (NH2)2SO4 (9.3-9.7)	AG0U-100 mL Amber Unpreserved vials (N/A)	VSGU-20 mL Scintillation vials (N/A)	DG8U-40 mL Amber Unpreserved vials (N/A)
1						1										7													
2																													
3																													
4																													
5																													
6																													
7																													
8																													
9																													
10																													
11																													
12																													

pH Adjustment Log for Preserved Samples

Sample ID	Type of Preservative	pH upon receipt	Date preservation adjusted	Time preservation adjusted	Amount of Preservative added	Lot #

Note: Whenever there is a discrepancy affecting North Carolina compliance samples, a copy of this form will be sent to the North Carolina DEHNR Certification Office (i.e. Out of hold, incorrect preservative, out of temp, incorrect containers.

Pace Analytical Services, LLC
9800 Kincey Ave. Suite 100
Huntersville, NC 28078
(704)875-9092

September 21, 2020

Andrew Street
Apex Companies - NC
5900 Northwoods Business Pkwy
Suite 5900-0
Charlotte, NC 28269

RE: Project: 2020-L1-2448 Incident
Pace Project No.: 92495941

Dear Andrew Street:

Enclosed are the analytical results for sample(s) received by the laboratory on September 17, 2020. The results relate only to the samples included in this report. Results reported herein conform to the applicable TNI/NELAC Standards and the laboratory's Quality Manual, where applicable, unless otherwise noted in the body of the report.

The test results provided in this final report were generated by each of the following laboratories within the Pace Network:

- Pace National - Mt. Juliet
- Pace Analytical Services - Asheville
- Pace Analytical Services - Charlotte

A revised laboratory report is being submitted on 9/21/2020 to update the sample ID.

If you have any questions concerning this report, please feel free to contact me.

Sincerely,

Angela M. Baioni

Angela Baioni
angela.baioni@pacelabs.com
(704)875-9092
Project Manager

Enclosures

cc: J Culbreath, Colonial Pipeline Company
Robert Hughes, Colonial Pipeline
Margaret King, APEX Companies, LLC
Emily Little, Apex Companies
Jeff Morrison, Colonial Pipeline Company
Tom Naumann, APEX Companies - NC
Joe Nicolette, Montrose-EPS
Christopher Schultz, Apex Companies
Alex Testoff, Montrose-EPS
Michael Verdon, Colonial Pipeline Company
JM Wyatt, Colonial Pipeline Company

REPORT OF LABORATORY ANALYSIS

This report shall not be reproduced, except in full,
without the written consent of Pace Analytical Services, LLC.

Pace Analytical Services, LLC
9800 Kincey Ave. Suite 100
Huntersville, NC 28078
(704)875-9092

CERTIFICATIONS

Project: 2020-L1-2448 Incident
Pace Project No.: 92495941

Pace Analytical Services National

12065 Lebanon Road, Mt. Juliet, TN 37122
Alabama Certification #: 40660
Alaska Certification 17-026
Arizona Certification #: AZ0612
Arkansas Certification #: 88-0469
California Certification #: 2932
Canada Certification #: 1461.01
Colorado Certification #: TN00003
Connecticut Certification #: PH-0197
DOD Certification: #1461.01
EPA# TN00003
Florida Certification #: E87487
Georgia DW Certification #: 923
Georgia Certification: NELAP
Idaho Certification #: TN00003
Illinois Certification #: 200008
Indiana Certification #: C-TN-01
Iowa Certification #: 364
Kansas Certification #: E-10277
Kentucky UST Certification #: 16
Kentucky Certification #: 90010
Louisiana Certification #: AI30792
Louisiana DW Certification #: LA180010
Maine Certification #: TN0002
Maryland Certification #: 324
Massachusetts Certification #: M-TN003
Michigan Certification #: 9958
Minnesota Certification #: 047-999-395
Mississippi Certification #: TN00003
Missouri Certification #: 340
Montana Certification #: CERT0086
Nebraska Certification #: NE-OS-15-05
Nevada Certification #: TN-03-2002-34
New Hampshire Certification #: 2975
New Jersey Certification #: TN002
New Mexico DW Certification
New York Certification #: 11742
North Carolina Aquatic Toxicity Certification #: 41
North Carolina Drinking Water Certification #: 21704
North Carolina Environmental Certificate #: 375
North Dakota Certification #: R-140
Ohio VAP Certification #: CL0069
Oklahoma Certification #: 9915
Oregon Certification #: TN200002
Pennsylvania Certification #: 68-02979
Rhode Island Certification #: LAO00356
South Carolina Certification #: 84004
South Dakota Certification
Tennessee DW/Chem/Micro Certification #: 2006
Texas Mold Certification #: LAB0152
Texas Certification #: T 104704245-17-14
USDA Soil Permit #: P330-15-00234
Utah Certification #: TN00003
Vermont Dept. of Health: ID# VT-2006
Virginia Certification #: VT2006
Virginia Certification #: 460132
Washington Certification #: C847
West Virginia Certification #: 233
Wisconsin Certification #: 9980939910
Wyoming UST Certification #: via A2LA 2926.01
A2LA-ISO 17025 Certification #: 1461.01
A2LA-ISO 17025 Certification #: 1461.02
AIHA-LAP/LLC EMLAP Certification #:100789

Pace Analytical Services Charlotte

9800 Kincey Ave. Ste 100, Huntersville, NC 28078
Louisiana/NELAP Certification # LA170028
North Carolina Drinking Water Certification #: 37706
North Carolina Field Services Certification #: 5342
North Carolina Wastewater Certification #: 12
South Carolina Certification #: 99006001
Florida/NELAP Certification #: E87627
Kentucky UST Certification #: 84
Virginia/VELAP Certification #: 460221

Pace Analytical Services Asheville

2225 Riverside Drive, Asheville, NC 28804
Florida/NELAP Certification #: E87648
Massachusetts Certification #: M-NC030
North Carolina Drinking Water Certification #: 37712
North Carolina Wastewater Certification #: 40
South Carolina Certification #: 99030001
Virginia/VELAP Certification #: 460222

REPORT OF LABORATORY ANALYSIS

This report shall not be reproduced, except in full,
without the written consent of Pace Analytical Services, LLC.

Pace Analytical Services, LLC
9800 Kincey Ave. Suite 100
Huntersville, NC 28078
(704)875-9092

SAMPLE ANALYTE COUNT

Project: 2020-L1-2448 Incident
Pace Project No.: 92495941

Lab ID	Sample ID	Method	Analysts	Analytes Reported	Laboratory
92495941001	**13926B_HC_RD_20200916**	MADEP VPH	ADM	6	PAN
		EPA 6010D	SH1	1	PASI-A
		SM 6200B	CL	63	PASI-C

PAN = Pace National - Mt. Juliet
PASI-A = Pace Analytical Services - Asheville
PASI-C = Pace Analytical Services - Charlotte

This report shall not be reproduced, except in full,
without the written consent of Pace Analytical Services, LLC.

Pace Analytical Services, LLC
9800 Kincey Ave. Suite 100
Huntersville, NC 28078
(704)875-9092

ANALYTICAL RESULTS

Project: 2020-L1-2448 Incident
Pace Project No.: 92495941

Sample: 13926B_HC_RD_20200916 **Lab ID: 92495941001** Collected: 09/16/20 11:43 Received: 09/17/20 08:30 Matrix: Water

Parameters	Results	Units	Report Limit	DF	Prepared	Analyzed	CAS No.	Qual
MADEPV	Analytical Method: MADEP VPH Preparation Method: MADEPV Pace National - Mt. Juliet							
Aliphatic (C05-C08)	ND	ug/L	100	1	09/18/20 19:01	09/18/20 19:01		
Aliphatic (C09-C12)	ND	ug/L	100	1	09/18/20 19:01	09/18/20 19:01		
Aromatic (C09-C10),Unadjusted	ND	ug/L	100	1	09/18/20 19:01	09/18/20 19:01	TPHC9C10A	
Total VPH	ND	ug/L	100	1	09/18/20 19:01	09/18/20 19:01	VPH	
Surrogates								
2,5-Dibromotoluene (FID)	97.9	%	70.0-130	1	09/18/20 19:01	09/18/20 19:01	615-59-8FID	
2,5-Dibromotoluene (PID)	91.7	%	70.0-130	1	09/18/20 19:01	09/18/20 19:01	615-59-8PID	
6010 MET ICP	Analytical Method: EPA 6010D Preparation Method: EPA 3010A Pace Analytical Services - Asheville							
Lead	ND	ug/L	5.0	1	09/18/20 02:19	09/18/20 12:38	7439-92-1	BC
6200B MSV	Analytical Method: SM 6200B Pace Analytical Services - Charlotte							
Benzene	ND	ug/L	0.50	1		09/17/20 18:35	71-43-2	
Bromobenzene	ND	ug/L	0.50	1		09/17/20 18:35	108-86-1	
Bromochloromethane	ND	ug/L	0.50	1		09/17/20 18:35	74-97-5	
Bromodichloromethane	ND	ug/L	0.50	1		09/17/20 18:35	75-27-4	
Bromoform	ND	ug/L	0.50	1		09/17/20 18:35	75-25-2	
Bromomethane	ND	ug/L	5.0	1		09/17/20 18:35	74-83-9	
n-Butylbenzene	ND	ug/L	0.50	1		09/17/20 18:35	104-51-8	
sec-Butylbenzene	ND	ug/L	0.50	1		09/17/20 18:35	135-98-8	
tert-Butylbenzene	ND	ug/L	0.50	1		09/17/20 18:35	98-06-6	
Carbon tetrachloride	ND	ug/L	0.50	1		09/17/20 18:35	56-23-5	
Chlorobenzene	ND	ug/L	0.50	1		09/17/20 18:35	108-90-7	
Chloroethane	ND	ug/L	1.0	1		09/17/20 18:35	75-00-3	
Chloroform	**9.6**	ug/L	0.50	1		09/17/20 18:35	67-66-3	
Chloromethane	ND	ug/L	1.0	1		09/17/20 18:35	74-87-3	
2-Chlorotoluene	ND	ug/L	0.50	1		09/17/20 18:35	95-49-8	
4-Chlorotoluene	ND	ug/L	0.50	1		09/17/20 18:35	106-43-4	
1,2-Dibromo-3-chloropropane	ND	ug/L	1.0	1		09/17/20 18:35	96-12-8	
Dibromochloromethane	ND	ug/L	0.50	1		09/17/20 18:35	124-48-1	
1,2-Dibromoethane (EDB)	ND	ug/L	0.50	1		09/17/20 18:35	106-93-4	
Dibromomethane	ND	ug/L	0.50	1		09/17/20 18:35	74-95-3	
1,2-Dichlorobenzene	ND	ug/L	0.50	1		09/17/20 18:35	95-50-1	
1,3-Dichlorobenzene	ND	ug/L	0.50	1		09/17/20 18:35	541-73-1	
1,4-Dichlorobenzene	ND	ug/L	0.50	1		09/17/20 18:35	106-46-7	
Dichlorodifluoromethane	ND	ug/L	0.50	1		09/17/20 18:35	75-71-8	
1,1-Dichloroethane	ND	ug/L	0.50	1		09/17/20 18:35	75-34-3	
1,2-Dichloroethane	ND	ug/L	0.50	1		09/17/20 18:35	107-06-2	
1,1-Dichloroethene	ND	ug/L	0.50	1		09/17/20 18:35	75-35-4	
cis-1,2-Dichloroethene	ND	ug/L	0.50	1		09/17/20 18:35	156-59-2	
trans-1,2-Dichloroethene	ND	ug/L	0.50	1		09/17/20 18:35	156-60-5	
1,2-Dichloropropane	ND	ug/L	0.50	1		09/17/20 18:35	78-87-5	
1,3-Dichloropropane	ND	ug/L	0.50	1		09/17/20 18:35	142-28-9	
2,2-Dichloropropane	ND	ug/L	0.50	1		09/17/20 18:35	594-20-7	

REPORT OF LABORATORY ANALYSIS

This report shall not be reproduced, except in full,
without the written consent of Pace Analytical Services, LLC.

Pace Analytical Services, LLC
9800 Kincey Ave. Suite 100
Huntersville, NC 28078
(704)875-9092

ANALYTICAL RESULTS

Project: 2020-L1-2448 Incident
Pace Project No.: 92495941

Sample: 13926B_HC_RD_20200916 **Lab ID: 92495941001** Collected: 09/16/20 11:43 Received: 09/17/20 08:30 Matrix: Water

Parameters	Results	Units	Report Limit	DF	Prepared	Analyzed	CAS No.	Qual
6200B MSV	Analytical Method: SM 6200B Pace Analytical Services - Charlotte							
1,1-Dichloropropene	ND	ug/L	0.50	1		09/17/20 18:35	563-58-6	
cis-1,3-Dichloropropene	ND	ug/L	0.50	1		09/17/20 18:35	10061-01-5	
trans-1,3-Dichloropropene	ND	ug/L	0.50	1		09/17/20 18:35	10061-02-6	
Diisopropyl ether	ND	ug/L	0.50	1		09/17/20 18:35	108-20-3	
Ethylbenzene	ND	ug/L	0.50	1		09/17/20 18:35	100-41-4	
Hexachloro-1,3-butadiene	ND	ug/L	2.0	1		09/17/20 18:35	87-68-3	
Isopropylbenzene (Cumene)	ND	ug/L	0.50	1		09/17/20 18:35	98-82-8	
Methylene Chloride	ND	ug/L	2.0	1		09/17/20 18:35	75-09-2	
Methyl-tert-butyl ether	ND	ug/L	0.50	1		09/17/20 18:35	1634-04-4	
Naphthalene	ND	ug/L	2.0	1		09/17/20 18:35	91-20-3	
n-Propylbenzene	ND	ug/L	0.50	1		09/17/20 18:35	103-65-1	
Styrene	ND	ug/L	0.50	1		09/17/20 18:35	100-42-5	
1,1,1,2-Tetrachloroethane	ND	ug/L	0.50	1		09/17/20 18:35	630-20-6	
1,1,2,2-Tetrachloroethane	ND	ug/L	0.50	1		09/17/20 18:35	79-34-5	
Tetrachloroethene	ND	ug/L	0.50	1		09/17/20 18:35	127-18-4	
Toluene	ND	ug/L	0.50	1		09/17/20 18:35	108-88-3	
1,2,3-Trichlorobenzene	ND	ug/L	2.0	1		09/17/20 18:35	87-61-6	
1,2,4-Trichlorobenzene	ND	ug/L	2.0	1		09/17/20 18:35	120-82-1	
1,1,1-Trichloroethane	ND	ug/L	0.50	1		09/17/20 18:35	71-55-6	
1,1,2-Trichloroethane	ND	ug/L	0.50	1		09/17/20 18:35	79-00-5	
Trichloroethene	ND	ug/L	0.50	1		09/17/20 18:35	79-01-6	
Trichlorofluoromethane	ND	ug/L	1.0	1		09/17/20 18:35	75-69-4	
1,2,3-Trichloropropane	ND	ug/L	0.50	1		09/17/20 18:35	96-18-4	
1,2,4-Trimethylbenzene	ND	ug/L	0.50	1		09/17/20 18:35	95-63-6	
1,3,5-Trimethylbenzene	ND	ug/L	0.50	1		09/17/20 18:35	108-67-8	
Vinyl chloride	ND	ug/L	1.0	1		09/17/20 18:35	75-01-4	
m&p-Xylene	ND	ug/L	1.0	1		09/17/20 18:35	179601-23-1	
o-Xylene	ND	ug/L	0.50	1		09/17/20 18:35	95-47-6	
Surrogates								
1,2-Dichloroethane-d4 (S)	86	%	70-130	1		09/17/20 18:35	17060-07-0	
4-Bromofluorobenzene (S)	99	%	70-130	1		09/17/20 18:35	460-00-4	
Toluene-d8 (S)	109	%	70-130	1		09/17/20 18:35	2037-26-5	

REPORT OF LABORATORY ANALYSIS

This report shall not be reproduced, except in full,
without the written consent of Pace Analytical Services, LLC.

Pace Analytical Services, LLC
9800 Kincey Ave. Suite 100
Huntersville, NC 28078
(704)875-9092

QUALITY CONTROL DATA

Project: 2020-L1-2448 Incident
Pace Project No.: 92495941

QC Batch: 1545405
QC Batch Method: MADEPV
Analysis Method: MADEP VPH
Analysis Description: MADEPV
Laboratory: Pace National - Mt. Juliet

Associated Lab Samples: 92495941001

METHOD BLANK: R3572118-1 Matrix: Water
Associated Lab Samples: 92495941001

Parameter	Units	Blank Result	Reporting Limit	Analyzed	Qualifiers
Aliphatic (C05-C08)	ug/L	ND	100	09/18/20 09:46	
Aliphatic (C09-C12)	ug/L	ND	100	09/18/20 09:46	
Aromatic (C09-C10),Unadjusted	ug/L	ND	100	09/18/20 09:46	
Total VPH	ug/L	ND	100	09/18/20 09:46	
2,5-Dibromotoluene (FID)	%	96.8	70.0-130	09/18/20 09:46	
2,5-Dibromotoluene (PID)	%	85.1	70.0-130	09/18/20 09:46	

LABORATORY CONTROL SAMPLE & LCSD: R3572118-2 R3572118-3

Parameter	Units	Spike Conc.	LCS Result	LCSD Result	LCS % Rec	LCSD % Rec	% Rec Limits	RPD	Max RPD	Qualifiers
Aliphatic (C05-C08)	ug/L	1200	1190	1190	99.2	99.2	70.0-130	0.00	25	
Aliphatic (C09-C12)	ug/L	1400	1430	1470	102	105	70.0-130	2.76	25	
Aromatic (C09-C10),Unadjusted	ug/L	200	236	212	118	106	70.0-130	10.7	25	
Total VPH	ug/L	2800	2860	2870	102	103	70.0-130	0.349	25	
2,5-Dibromotoluene (FID)	%				105	101	70.0-130			
2,5-Dibromotoluene (PID)	%				94.7	92.9	70.0-130			

Results presented on this page are in the units indicated by the "Units" column except where an alternate unit is presented to the right of the result.

REPORT OF LABORATORY ANALYSIS

This report shall not be reproduced, except in full,
without the written consent of Pace Analytical Services, LLC.

Pace Analytical Services, LLC
9800 Kincey Ave. Suite 100
Huntersville, NC 28078
(704)875-9092

QUALITY CONTROL DATA

Project: 2020-L1-2448 Incident
Pace Project No.: 92495941

QC Batch: 567317
QC Batch Method: EPA 3010A
Analysis Method: EPA 6010D
Analysis Description: 6010 MET
Laboratory: Pace Analytical Services - Asheville

Associated Lab Samples: 92495941001

METHOD BLANK: 3006542 Matrix: Water
Associated Lab Samples: 92495941001

Parameter	Units	Blank Result	Reporting Limit	Analyzed	Qualifiers
Lead	ug/L	ND	5.0	09/18/20 11:34	BC

LABORATORY CONTROL SAMPLE: 3006543

Parameter	Units	Spike Conc.	LCS Result	LCS % Rec	% Rec Limits	Qualifiers
Lead	ug/L	500	490	98	80-120	

MATRIX SPIKE & MATRIX SPIKE DUPLICATE: 3006544 3006545

Parameter	Units	92495926001 Result	MS Spike Conc.	MSD Spike Conc.	MS Result	MSD Result	MS % Rec	MSD % Rec	% Rec Limits	RPD	Qual
Lead	ug/L	ND	500	500	529	532	106	106	75-125	1	

Results presented on this page are in the units indicated by the "Units" column except where an alternate unit is presented to the right of the result.

REPORT OF LABORATORY ANALYSIS

This report shall not be reproduced, except in full,
without the written consent of Pace Analytical Services, LLC.

Pace Analytical Services, LLC
9800 Kincey Ave. Suite 100
Huntersville, NC 28078
(704)875-9092

QUALITY CONTROL DATA

Project: 2020-L1-2448 Incident
Pace Project No.: 92495941

QC Batch: 566932
QC Batch Method: SM 6200B
Analysis Method: SM 6200B
Analysis Description: 6200B MSV
Laboratory: Pace Analytical Services - Charlotte

Associated Lab Samples: 92495941001

METHOD BLANK: 3004283 Matrix: Water
Associated Lab Samples: 92495941001

Parameter	Units	Blank Result	Reporting Limit	Analyzed	Qualifiers
1,1,1,2-Tetrachloroethane	ug/L	ND	0.50	09/17/20 17:22	
1,1,1-Trichloroethane	ug/L	ND	0.50	09/17/20 17:22	
1,1,2,2-Tetrachloroethane	ug/L	ND	0.50	09/17/20 17:22	
1,1,2-Trichloroethane	ug/L	ND	0.50	09/17/20 17:22	
1,1-Dichloroethane	ug/L	ND	0.50	09/17/20 17:22	
1,1-Dichloroethene	ug/L	ND	0.50	09/17/20 17:22	
1,1-Dichloropropene	ug/L	ND	0.50	09/17/20 17:22	
1,2,3-Trichlorobenzene	ug/L	ND	2.0	09/17/20 17:22	
1,2,3-Trichloropropane	ug/L	ND	0.50	09/17/20 17:22	
1,2,4-Trichlorobenzene	ug/L	ND	2.0	09/17/20 17:22	
1,2,4-Trimethylbenzene	ug/L	ND	0.50	09/17/20 17:22	
1,2-Dibromo-3-chloropropane	ug/L	ND	1.0	09/17/20 17:22	
1,2-Dibromoethane (EDB)	ug/L	ND	0.50	09/17/20 17:22	
1,2-Dichlorobenzene	ug/L	ND	0.50	09/17/20 17:22	
1,2-Dichloroethane	ug/L	ND	0.50	09/17/20 17:22	
1,2-Dichloropropane	ug/L	ND	0.50	09/17/20 17:22	
1,3,5-Trimethylbenzene	ug/L	ND	0.50	09/17/20 17:22	
1,3-Dichlorobenzene	ug/L	ND	0.50	09/17/20 17:22	
1,3-Dichloropropane	ug/L	ND	0.50	09/17/20 17:22	
1,4-Dichlorobenzene	ug/L	ND	0.50	09/17/20 17:22	
2,2-Dichloropropane	ug/L	ND	0.50	09/17/20 17:22	
2-Chlorotoluene	ug/L	ND	0.50	09/17/20 17:22	
4-Chlorotoluene	ug/L	ND	0.50	09/17/20 17:22	
Benzene	ug/L	ND	0.50	09/17/20 17:22	
Bromobenzene	ug/L	ND	0.50	09/17/20 17:22	
Bromochloromethane	ug/L	ND	0.50	09/17/20 17:22	
Bromodichloromethane	ug/L	ND	0.50	09/17/20 17:22	
Bromoform	ug/L	ND	0.50	09/17/20 17:22	
Bromomethane	ug/L	ND	5.0	09/17/20 17:22	
Carbon tetrachloride	ug/L	ND	0.50	09/17/20 17:22	
Chlorobenzene	ug/L	ND	0.50	09/17/20 17:22	
Chloroethane	ug/L	ND	1.0	09/17/20 17:22	
Chloroform	ug/L	ND	0.50	09/17/20 17:22	
Chloromethane	ug/L	ND	1.0	09/17/20 17:22	
cis-1,2-Dichloroethene	ug/L	ND	0.50	09/17/20 17:22	
cis-1,3-Dichloropropene	ug/L	ND	0.50	09/17/20 17:22	
Dibromochloromethane	ug/L	ND	0.50	09/17/20 17:22	
Dibromomethane	ug/L	ND	0.50	09/17/20 17:22	
Dichlorodifluoromethane	ug/L	ND	0.50	09/17/20 17:22	
Diisopropyl ether	ug/L	ND	0.50	09/17/20 17:22	

Results presented on this page are in the units indicated by the "Units" column except where an alternate unit is presented to the right of the result.

REPORT OF LABORATORY ANALYSIS

This report shall not be reproduced, except in full,
without the written consent of Pace Analytical Services, LLC.

Pace Analytical Services, LLC
9800 Kincey Ave. Suite 100
Huntersville, NC 28078
(704)875-9092

QUALITY CONTROL DATA

Project: 2020-L1-2448 Incident
Pace Project No.: 92495941

METHOD BLANK: 3004283 Matrix: Water
Associated Lab Samples: 92495941001

Parameter	Units	Blank Result	Reporting Limit	Analyzed	Qualifiers
Ethylbenzene	ug/L	ND	0.50	09/17/20 17:22	
Hexachloro-1,3-butadiene	ug/L	ND	2.0	09/17/20 17:22	
Isopropylbenzene (Cumene)	ug/L	ND	0.50	09/17/20 17:22	
m&p-Xylene	ug/L	ND	1.0	09/17/20 17:22	
Methyl-tert-butyl ether	ug/L	ND	0.50	09/17/20 17:22	
Methylene Chloride	ug/L	ND	2.0	09/17/20 17:22	
n-Butylbenzene	ug/L	ND	0.50	09/17/20 17:22	
n-Propylbenzene	ug/L	ND	0.50	09/17/20 17:22	
Naphthalene	ug/L	ND	2.0	09/17/20 17:22	
o-Xylene	ug/L	ND	0.50	09/17/20 17:22	
sec-Butylbenzene	ug/L	ND	0.50	09/17/20 17:22	
Styrene	ug/L	ND	0.50	09/17/20 17:22	
tert-Butylbenzene	ug/L	ND	0.50	09/17/20 17:22	
Tetrachloroethene	ug/L	ND	0.50	09/17/20 17:22	
Toluene	ug/L	ND	0.50	09/17/20 17:22	
trans-1,2-Dichloroethene	ug/L	ND	0.50	09/17/20 17:22	
trans-1,3-Dichloropropene	ug/L	ND	0.50	09/17/20 17:22	
Trichloroethene	ug/L	ND	0.50	09/17/20 17:22	
Trichlorofluoromethane	ug/L	ND	1.0	09/17/20 17:22	
Vinyl chloride	ug/L	ND	1.0	09/17/20 17:22	
1,2-Dichloroethane-d4 (S)	%	85	70-130	09/17/20 17:22	
4-Bromofluorobenzene (S)	%	100	70-130	09/17/20 17:22	
Toluene-d8 (S)	%	107	70-130	09/17/20 17:22	

LABORATORY CONTROL SAMPLE: 3004284

Parameter	Units	Spike Conc.	LCS Result	LCS % Rec	% Rec Limits	Qualifiers
1,1,1,2-Tetrachloroethane	ug/L	50	47.1	94	60-140	
1,1,1-Trichloroethane	ug/L	50	52.6	105	60-140	
1,1,2,2-Tetrachloroethane	ug/L	50	52.5	105	60-140	
1,1,2-Trichloroethane	ug/L	50	49.8	100	60-140	
1,1-Dichloroethane	ug/L	50	52.3	105	60-140	
1,1-Dichloroethene	ug/L	50	56.6	113	60-140	
1,1-Dichloropropene	ug/L	50	51.4	103	60-140	
1,2,3-Trichlorobenzene	ug/L	50	46.0	92	60-140	
1,2,3-Trichloropropane	ug/L	50	55.5	111	60-140	
1,2,4-Trichlorobenzene	ug/L	50	47.0	94	60-140	
1,2,4-Trimethylbenzene	ug/L	50	50.8	102	60-140	
1,2-Dibromo-3-chloropropane	ug/L	50	52.5	105	60-140	
1,2-Dibromoethane (EDB)	ug/L	50	59.3	119	60-140	
1,2-Dichlorobenzene	ug/L	50	50.6	101	60-140	
1,2-Dichloroethane	ug/L	50	50.8	102	60-140	
1,2-Dichloropropane	ug/L	50	53.9	108	60-140	
1,3,5-Trimethylbenzene	ug/L	50	56.0	112	60-140	

Results presented on this page are in the units indicated by the "Units" column except where an alternate unit is presented to the right of the result.

REPORT OF LABORATORY ANALYSIS

This report shall not be reproduced, except in full,
without the written consent of Pace Analytical Services, LLC.

Pace Analytical Services, LLC
9800 Kincey Ave. Suite 100
Huntersville, NC 28078
(704)875-9092

QUALITY CONTROL DATA

Project: 2020-L1-2448 Incident
Pace Project No.: 92495941

LABORATORY CONTROL SAMPLE: 3004284

Parameter	Units	Spike Conc.	LCS Result	LCS % Rec	% Rec Limits	Qualifiers
1,3-Dichlorobenzene	ug/L	50	49.6	99	60-140	
1,3-Dichloropropane	ug/L	50	55.9	112	60-140	
1,4-Dichlorobenzene	ug/L	50	50.1	100	60-140	
2,2-Dichloropropane	ug/L	50	50.4	101	60-140	
2-Chlorotoluene	ug/L	50	54.1	108	60-140	
4-Chlorotoluene	ug/L	50	49.9	100	60-140	
Benzene	ug/L	50	57.0	114	60-140	
Bromobenzene	ug/L	50	46.8	94	60-140	
Bromochloromethane	ug/L	50	52.7	105	60-140	
Bromodichloromethane	ug/L	50	46.2	92	60-140	
Bromoform	ug/L	50	53.7	107	60-140	
Bromomethane	ug/L	50	49.3	99	60-140	
Carbon tetrachloride	ug/L	50	51.3	103	60-140	
Chlorobenzene	ug/L	50	56.1	112	60-140	
Chloroethane	ug/L	50	53.3	107	60-140	
Chloroform	ug/L	50	53.6	107	60-140	
Chloromethane	ug/L	50	40.9	82	60-140	
cis-1,2-Dichloroethene	ug/L	50	53.1	106	60-140	
cis-1,3-Dichloropropene	ug/L	50	52.5	105	60-140	
Dibromochloromethane	ug/L	50	47.5	95	60-140	
Dibromomethane	ug/L	50	54.1	108	60-140	
Dichlorodifluoromethane	ug/L	50	32.8	66	60-140	
Diisopropyl ether	ug/L	50	53.6	107	60-140	
Ethylbenzene	ug/L	50	53.9	108	60-140	
Hexachloro-1,3-butadiene	ug/L	50	46.3	93	60-140	
Isopropylbenzene (Cumene)	ug/L	50	51.1	102	60-140	
m&p-Xylene	ug/L	100	99.5	99	60-140	
Methyl-tert-butyl ether	ug/L	50	46.3	93	60-140	
Methylene Chloride	ug/L	50	45.9	92	60-140	
n-Butylbenzene	ug/L	50	53.5	107	60-140	
n-Propylbenzene	ug/L	50	50.0	100	60-140	
Naphthalene	ug/L	50	46.0	92	60-140	
o-Xylene	ug/L	50	52.2	104	60-140	
sec-Butylbenzene	ug/L	50	50.4	101	60-140	
Styrene	ug/L	50	54.6	109	60-140	
tert-Butylbenzene	ug/L	50	44.3	89	60-140	
Tetrachloroethene	ug/L	50	54.5	109	60-140	
Toluene	ug/L	50	50.6	101	60-140	
trans-1,2-Dichloroethene	ug/L	50	54.4	109	60-140	
trans-1,3-Dichloropropene	ug/L	50	49.3	99	60-140	
Trichloroethene	ug/L	50	56.1	112	60-140	
Trichlorofluoromethane	ug/L	50	45.4	91	60-140	
Vinyl chloride	ug/L	50	47.1	94	60-140	
1,2-Dichloroethane-d4 (S)	%			95	70-130	
4-Bromofluorobenzene (S)	%			97	70-130	
Toluene-d8 (S)	%			96	70-130	

Results presented on this page are in the units indicated by the "Units" column except where an alternate unit is presented to the right of the result.

REPORT OF LABORATORY ANALYSIS

This report shall not be reproduced, except in full,
without the written consent of Pace Analytical Services, LLC.

Pace Analytical Services, LLC
9800 Kincey Ave. Suite 100
Huntersville, NC 28078
(704)875-9092

QUALITY CONTROL DATA

Project: 2020-L1-2448 Incident
Pace Project No.: 92495941

MATRIX SPIKE & MATRIX SPIKE DUPLICATE: 3004285 3004286

Parameter	Units	92495240002 Result	MS Spike Conc.	MSD Spike Conc.	MS Result	MSD Result	MS % Rec	MSD % Rec	% Rec Limits	RPD	Qual
1,1,1,2-Tetrachloroethane	ug/L	ND	2000	2000	1990	2010	99	101	60-140	1	
1,1,1-Trichloroethane	ug/L	ND	2000	2000	2370	2400	119	120	60-140	1	
1,1,2,2-Tetrachloroethane	ug/L	ND	2000	2000	2360	2190	118	110	60-140	8	
1,1,2-Trichloroethane	ug/L	ND	2000	2000	2550	1560	128	78	60-140	48	R1
1,1-Dichloroethane	ug/L	ND	2000	2000	1990	2090	100	104	60-140	5	
1,1-Dichloroethene	ug/L	ND	2000	2000	2810	2940	140	147	60-140	4	M1
1,1-Dichloropropene	ug/L	ND	2000	2000	2430	2180	121	109	60-140	11	
1,2,3-Trichlorobenzene	ug/L	ND	2000	2000	1710	2130	86	106	60-140	22	
1,2,3-Trichloropropane	ug/L	ND	2000	2000	2230	2140	112	107	60-140	4	
1,2,4-Trichlorobenzene	ug/L	ND	2000	2000	1720	2180	86	109	60-140	23	
1,2,4-Trimethylbenzene	ug/L	1040	2000	2000	3440	3350	120	116	60-140	3	
1,2-Dibromo-3-chloropropane	ug/L	ND	2000	2000	1950	2290	97	115	60-140	16	
1,2-Dibromoethane (EDB)	ug/L	ND	2000	2000	2300	2320	115	116	60-140	1	
1,2-Dichlorobenzene	ug/L	ND	2000	2000	2120	2280	106	114	60-140	7	
1,2-Dichloroethane	ug/L	ND	2000	2000	2020	2160	101	108	60-140	7	
1,2-Dichloropropane	ug/L	ND	2000	2000	2130	2240	106	112	60-140	5	
1,3,5-Trimethylbenzene	ug/L	232	2000	2000	2640	2550	121	116	60-140	3	
1,3-Dichlorobenzene	ug/L	ND	2000	2000	2250	2210	113	111	60-140	2	
1,3-Dichloropropane	ug/L	ND	2000	2000	2300	2370	115	118	60-140	3	
1,4-Dichlorobenzene	ug/L	ND	2000	2000	2200	2200	110	110	60-140	0	
2,2-Dichloropropane	ug/L	ND	2000	2000	2050	2110	103	106	60-140	3	
2-Chlorotoluene	ug/L	ND	2000	2000	2440	2300	122	115	60-140	6	
4-Chlorotoluene	ug/L	ND	2000	2000	2320	2180	116	109	60-140	6	
Benzene	ug/L	4010	2000	2000	7760	5530	187	76	60-140	34	M1,R1
Bromobenzene	ug/L	ND	2000	2000	2330	2150	116	107	60-140	8	
Bromochloromethane	ug/L	ND	2000	2000	2290	2230	115	111	60-140	3	
Bromodichloromethane	ug/L	ND	2000	2000	1860	1880	93	94	60-140	1	
Bromoform	ug/L	ND	2000	2000	2160	2200	108	110	60-140	2	
Bromomethane	ug/L	ND	2000	2000	1990	2390	100	119	60-140	18	
Carbon tetrachloride	ug/L	ND	2000	2000	2720	2090	136	105	60-140	26	
Chlorobenzene	ug/L	ND	2000	2000	2290	2230	115	112	60-140	3	
Chloroethane	ug/L	ND	2000	2000	2500	2630	125	131	60-140	5	
Chloroform	ug/L	ND	2000	2000	2590	2460	129	123	60-140	5	
Chloromethane	ug/L	ND	2000	2000	2070	1960	104	98	60-140	6	
cis-1,2-Dichloroethene	ug/L	ND	2000	2000	2220	2340	111	117	60-140	5	
cis-1,3-Dichloropropene	ug/L	ND	2000	2000	2110	1990	106	99	60-140	6	
Dibromochloromethane	ug/L	ND	2000	2000	1850	1900	92	95	60-140	3	
Dibromomethane	ug/L	ND	2000	2000	2230	2160	112	108	60-140	3	
Dichlorodifluoromethane	ug/L	ND	2000	2000	1440	1500	72	75	60-140	4	
Diisopropyl ether	ug/L	ND	2000	2000	1890	1890	94	95	60-140	0	
Ethylbenzene	ug/L	1670	2000	2000	4020	4020	117	117	60-140	0	
Hexachloro-1,3-butadiene	ug/L	ND	2000	2000	1810	2140	90	107	60-140	17	
Isopropylbenzene (Cumene)	ug/L	ND	2000	2000	2380	2360	117	116	60-140	1	
m&p-Xylene	ug/L	4930	4000	4000	9560	9660	116	118	60-140	1	
Methyl-tert-butyl ether	ug/L	ND	2000	2000	1700	1720	85	86	60-140	1	
Methylene Chloride	ug/L	ND	2000	2000	1700	1740	85	87	60-140	3	

Results presented on this page are in the units indicated by the "Units" column except where an alternate unit is presented to the right of the result.

REPORT OF LABORATORY ANALYSIS

This report shall not be reproduced, except in full,
without the written consent of Pace Analytical Services, LLC.

Pace Analytical Services, LLC
9800 Kincey Ave. Suite 100
Huntersville, NC 28078
(704)875-9092

QUALITY CONTROL DATA

Project: 2020-L1-2448 Incident
Pace Project No.: 92495941

MATRIX SPIKE & MATRIX SPIKE DUPLICATE: 3004285 3004286

Parameter	Units	92495240002 Result	MS Spike Conc.	MSD Spike Conc.	MS Result	MSD Result	MS % Rec	MSD % Rec	% Rec Limits	RPD	Qual
n-Butylbenzene	ug/L	ND	2000	2000	2360	2280	118	114	60-140	4	
n-Propylbenzene	ug/L	130	2000	2000	2580	2430	122	115	60-140	6	
Naphthalene	ug/L	536	2000	2000	2250	2710	86	109	60-140	19	
o-Xylene	ug/L	2080	2000	2000	4300	4330	111	112	60-140	1	
sec-Butylbenzene	ug/L	ND	2000	2000	2400	2310	120	116	60-140	3	
Styrene	ug/L	ND	2000	2000	2440	2360	122	118	60-140	3	
tert-Butylbenzene	ug/L	ND	2000	2000	2080	2030	104	101	60-140	3	
Tetrachloroethene	ug/L	ND	2000	2000	2160	2400	108	120	60-140	11	
Toluene	ug/L	12700	2000	2000	15100	13400	120	37	60-140	12	M1
trans-1,2-Dichloroethene	ug/L	ND	2000	2000	1960	2070	98	103	60-140	5	
trans-1,3-Dichloropropene	ug/L	ND	2000	2000	2440	1480	122	74	60-140	49	R1
Trichloroethene	ug/L	ND	2000	2000	2220	2210	111	111	60-140	0	
Trichlorofluoromethane	ug/L	ND	2000	2000	2160	2330	108	117	60-140	7	
Vinyl chloride	ug/L	ND	2000	2000	2310	2340	116	117	60-140	1	
1,2-Dichloroethane-d4 (S)	%						93	103	70-130		
4-Bromofluorobenzene (S)	%						101	100	70-130		
Toluene-d8 (S)	%						97	86	70-130		

Results presented on this page are in the units indicated by the "Units" column except where an alternate unit is presented to the right of the result.

REPORT OF LABORATORY ANALYSIS

This report shall not be reproduced, except in full,
without the written consent of Pace Analytical Services, LLC.

Pace Analytical Services, LLC
9800 Kincey Ave. Suite 100
Huntersville, NC 28078
(704)875-9092

QUALIFIERS

Project: 2020-L1-2448 Incident
Pace Project No.: 92495941

DEFINITIONS

DF - Dilution Factor, if reported, represents the factor applied to the reported data due to dilution of the sample aliquot.

ND - Not Detected at or above adjusted reporting limit.

TNTC - Too Numerous To Count

J - Estimated concentration above the adjusted method detection limit and below the adjusted reporting limit.

MDL - Adjusted Method Detection Limit.

PQL - Practical Quantitation Limit.

RL - Reporting Limit - The lowest concentration value that meets project requirements for quantitative data with known precision and bias for a specific analyte in a specific matrix.

S - Surrogate

1,2-Diphenylhydrazine decomposes to and cannot be separated from Azobenzene using Method 8270. The result for each analyte is a combined concentration.

Consistent with EPA guidelines, unrounded data are displayed and have been used to calculate % recovery and RPD values.

LCS(D) - Laboratory Control Sample (Duplicate)

MS(D) - Matrix Spike (Duplicate)

DUP - Sample Duplicate

RPD - Relative Percent Difference

NC - Not Calculable.

SG - Silica Gel - Clean-Up

U - Indicates the compound was analyzed for, but not detected.

Acid preservation may not be appropriate for 2 Chloroethylvinyl ether.

A separate vial preserved to a pH of 4-5 is recommended in SW846 Chapter 4 for the analysis of Acrolein and Acrylonitrile by EPA Method 8260.

N-Nitrosodiphenylamine decomposes and cannot be separated from Diphenylamine using Method 8270. The result reported for each analyte is a combined concentration.

Pace Analytical is TNI accredited. Contact your Pace PM for the current list of accredited analytes.

TNI - The NELAC Institute.

ANALYTE QUALIFIERS

BC	The same analyte was detected in an associated blank at a concentration above 1/2 the reporting limit but below the laboratory reporting limit.
M1	Matrix spike recovery exceeded QC limits. Batch accepted based on laboratory control sample (LCS) recovery.
R1	RPD value was outside control limits.

This report shall not be reproduced, except in full,
without the written consent of Pace Analytical Services, LLC.

Pace Analytical Services, LLC
9800 Kincey Ave. Suite 100
Huntersville, NC 28078
(704)875-9092

QUALITY CONTROL DATA CROSS REFERENCE TABLE

Project: 2020-L1-2448 Incident
Pace Project No.: 92495941

Lab ID	Sample ID	QC Batch Method	QC Batch	Analytical Method	Analytical Batch
92495941001	**13926B_HC_RD_20200916**	MADEPV	1545405	MADEP VPH	1545405
92495941001	**13926B_HC_RD_20200916**	EPA 3010A	567317	EPA 6010D	567327
92495941001	**13926B_HC_RD_20200916**	SM 6200B	566932		

This report shall not be reproduced, except in full,
without the written consent of Pace Analytical Services, LLC.

WO# : 92495941

92495941

CHAIN-OF-CUSTODY Analytical Request Document

Pace Analytical

Chain-of-Custody is a LEGAL DOCUMENT - Complete all relevent fields

LAB USE ONLY- Af

ALL S

Company: Apex Companies, LLC	Billing Information:
Address:	
Report To: Andrew Street	Email To: Andrew.Street@apexcos.com
Copy To:	Site Collection Info/Address: 13926 Huntersville Concord Rd
Customer Project Name/Number: 2020-LI-2448 Incident	State: NC County/City: Huntersville Time Zone Collected: [ ] PT [ ] MT [ ] CT [✓] ET
Phone: Email:	Site/Facility ID #: Compliance Monitoring? [ ] Yes [ ] No
Collected By (print): Thomas Fisher	Purchase Order #: Quote #: DW PWS ID #: DW Location Code:
Collected By (signature):	Turnaround Date Required: ASAP Immediately Packed on Ice: [✓] Yes [ ] No
Sample Disposal: [ ] Dispose as appropriate [ ] Return [ ] Archive: [ ] Hold:	Rush: [ ] Same Day [ ] Next Day [ ] 2 Day [ ] 3 Day [ ] 4 Day [ ] 5 Day (Expedite Charges Apply) Field Filtered (if applicable): [ ] Yes [ ] No Analysis:

* Matrix Codes (Insert in Matrix box below): Drinking Water (DW), Ground Water (GW), Wastewater (WW), Product (P), Soil/Solid (SL), Oil (OL), Wipe (WP), Air (AR), Tissue (TS), Bioassay (B), Vapor (V), Other (OT)

Container Preservative Type **: 3 | 3 | 1

Lab Project Manager:

** Preservative Types: (1) nitric acid, (2) sulfuric acid, (3) hydrochloric acid, (4) sodium hydroxide, (5) zinc acetate, (6) methanol, (7) sodium bisulfate, (8) sodium thiosulfate, (9) hexane, (A) ascorbic acid, (B) ammonium sulfate, (C) ammonium hydroxide, (D) TSP, (U) Unpreserved, (O) Other _____

Customer Sample ID	Matrix *	Comp / Grab	Collected (or Composite Start) Date	Collected (or Composite Start) Time	Composite End Date	Composite End Time	Res Cl	# of Ctns	Analyses: VOC's 5m 6200B	MADEP VPH	Lead	Lab Profile/Line: Lab Sample # / Comments:
13926B-HC-RD-20200916	DW	G	9/16/20	1143				8	x	x	x	92495941 001

Lab Profile/Line:

Lab Sample Receipt Checklist:

Custody Seals Present/Intact	Y	(N)	NA
Custody Signatures Present	(Y)	N	NA
Collector Signature Present	(Y)	N	NA
Bottles Intact	(Y)	N	NA
Correct Bottles	(Y)	N	NA
Sufficient Volume	(Y)	N	NA
Samples Received on Ice	(Y)	N	NA
VOA - Headspace Acceptable	(Y)	N	NA
USDA Regulated Soils	Y	N	(NA)
Samples in Holding Time	(Y)	N	NA
Residual Chlorine Present	Y	N	(NA)
Cl Strips:			
Sample pH Acceptable	(Y)	N	NA
pH Strips:			
Sulfide Present	Y	N	(NA)
Lead Acetate Strips:			

LAB USE ONLY:

Customer Remarks / Special Conditions / Possible Hazards:

Type of Ice Used: (Wet) Blue Dry None

Packing Material Used: 6. bags

Radchem sample(s) screened (<500 cpm): Y N (NA)

SHORT HOLDS PRESENT (<72 hours): Y (N) N/A

Lab Tracking #: 2539430

Samples received via: FEDEX UPS (Client) Courier Pace Courier

Lab Sample Temperature Info:

Temp Blank Received: Y (N) NA

Therm ID#: IR9TOG1

Cooler 1 Temp Upon Receipt: 3.3 oC

Cooler 1 Therm Corr. Factor: +0 oC

Cooler 1 Corrected Temp: 3.3 oC

Comments:

Relinquished by/Company: (Signature)	Date/Time:	Received by/Company: (Signature)	Date/Time:
Apex	9-17-20/0748	Apex	9-17-20/0748
Relinquished by/Company: (Signature)	Date/Time:	Received by/Company: (Signature)	Date/Time:
Apex	9-17-20/0830	PACE	9-17-20 8:30
Relinquished by/Company: (Signature)	Date/Time:	Received by/Company: (Signature)	Date/Time:

MTJL LAB USE ONLY

Table #:

Acctnum:

Template:

Prelogin:

PM:

PB:

Trip Blank Received: Y (N) NA

HCL MeOH TSP Other

Non Conformance(s): YES / NO

Page: _____ of: _____

*Check mark top half of box if pH and/or dechlorination is verified and within the acceptance range for preservation samples.

Exceptions: VOA, Coliform, TOC, Oil and Grease, DRO/8015 (water) DOC, LLHg

**Bottom half of box is to list number of bottle

Project # **WO# : 92495941**

PM: AMB Due Date: 09/18/20

CLIENT: 92-APEX MOOR

Item#	BP4U-125 mL Plastic Unpreserved (N/A) (Cl-)	BP3U-250 mL Plastic Unpreserved (N/A)	BP2U-500 mL Plastic Unpreserved (N/A)	BP1U-1 liter Plastic Unpreserved (N/A)	BP4S-125 mL Plastic H2SO4 (pH < 2) (Cl-)	BP3N-250 mL plastic HNO3 (pH < 2)	BP4Z-125 mL Plastic ZN Acetate & NaOH (>9)	BP4C-125 mL Plastic NaOH (pH > 12) (Cl-)	WGFU-Wide-mouthed Glass jar Unpreserved	AG1U-1 liter Amber Unpreserved (N/A) (Cl-)	AG1H-1 liter Amber HCl (pH < 2)	AG3U-250 mL Amber Unpreserved (N/A) (Cl-)	AG1S-1 liter Amber H2SO4 (pH < 2)	AG3S-250 mL Amber H2SO4 (pH < 2)	AG3A(DG3A)-250 mL Amber NH4Cl (N/A)(Cl-)	DG9H-40 mL VOA HCl (N/A)	VG9T-40 mL VOA Na2S2O3 (N/A)	VG9U-40 mL VOA Unp (N/A)	DG9P-40 mL VOA H3PO4 (N/A)	VOAK (6 vials per kit)-5035 kit (N/A)	V/GK (3 vials per kit)-VPH/Gas kit (N/A)	SP5T-125 mL Sterile Plastic (N/A – lab)	SP2T-250 mL Sterile Plastic (N/A – lab)		BP3A-250 mL Plastic (NH2)2SO4 (9.3-9.7)	AG0U-100 mL Amber Unpreserved vials (N/A)	VSGU-20 mL Scintillation vials (N/A)	DG9U-40 mL Amber Unpreserved vials (N/A)
1						1										7													
2																													
3																													
4																													
5																													
6																													
7																													
8																													
9																													
10																													
11																													
12																													

pH Adjustment Log for Preserved Samples

Sample ID	Type of Preservative	pH upon receipt	Date preservation adjusted	Time preservation adjusted	Amount of Preservative added	Lot #

Note: Whenever there is a discrepancy affecting North Carolina compliance samples, a copy of this form will be sent to the North Carolina DEHNR Certification Office (i.e. Out of hold, incorrect preservative, out of temp, incorrect containers.

Pace Analytical Services, LLC
9800 Kincey Ave. Suite 100
Huntersville, NC 28078
(704)875-9092

September 21, 2020

Andrew Street
Apex Companies - NC
5900 Northwoods Business Pkwy
Suite 5900-0
Charlotte, NC 28269

RE: Project: 2020-L1-2448 Incident
Pace Project No.: 92495943

Dear Andrew Street:

Enclosed are the analytical results for sample(s) received by the laboratory on September 17, 2020. The results relate only to the samples included in this report. Results reported herein conform to the applicable TNI/NELAC Standards and the laboratory's Quality Manual, where applicable, unless otherwise noted in the body of the report.

The test results provided in this final report were generated by each of the following laboratories within the Pace Network:

- Pace National - Mt. Juliet
- Pace Analytical Services - Asheville
- Pace Analytical Services - Charlotte

If you have any questions concerning this report, please feel free to contact me.

Sincerely,

Angela M. Baioni

Angela Baioni
angela.baioni@pacelabs.com
(704)875-9092
Project Manager

Enclosures

cc: J Culbreath, Colonial Pipeline Company
Robert Hughes, Colonial Pipeline
Margaret King, APEX Companies, LLC
Emily Little, Apex Companies
Jeff Morrison, Colonial Pipeline Company
Tom Naumann, APEX Companies - NC
Joe Nicolette, Montrose-EPS
Christopher Schultz, Apex Companies
Alex Testoff, Montrose-EPS
Michael Verdon, Colonial Pipeline Company
JM Wyatt, Colonial Pipeline Company

This report shall not be reproduced, except in full,
without the written consent of Pace Analytical Services, LLC.

Pace Analytical Services, LLC
9800 Kincey Ave. Suite 100
Huntersville, NC 28078
(704)875-9092

CERTIFICATIONS

Project: 2020-L1-2448 Incident
Pace Project No.: 92495943

Pace Analytical Services National

12065 Lebanon Road, Mt. Juliet, TN 37122
Alabama Certification #: 40660
Alaska Certification 17-026
Arizona Certification #: AZ0612
Arkansas Certification #: 88-0469
California Certification #: 2932
Canada Certification #: 1461.01
Colorado Certification #: TN00003
Connecticut Certification #: PH-0197
DOD Certification: #1461.01
EPA# TN00003
Florida Certification #: E87487
Georgia DW Certification #: 923
Georgia Certification: NELAP
Idaho Certification #: TN00003
Illinois Certification #: 200008
Indiana Certification #: C-TN-01
Iowa Certification #: 364
Kansas Certification #: E-10277
Kentucky UST Certification #: 16
Kentucky Certification #: 90010
Louisiana Certification #: AI30792
Louisiana DW Certification #: LA180010
Maine Certification #: TN0002
Maryland Certification #: 324
Massachusetts Certification #: M-TN003
Michigan Certification #: 9958
Minnesota Certification #: 047-999-395
Mississippi Certification #: TN00003
Missouri Certification #: 340
Montana Certification #: CERT0086
Nebraska Certification #: NE-OS-15-05
Nevada Certification #: TN-03-2002-34
New Hampshire Certification #: 2975
New Jersey Certification #: TN002
New Mexico DW Certification
New York Certification #: 11742
North Carolina Aquatic Toxicity Certification #: 41
North Carolina Drinking Water Certification #: 21704
North Carolina Environmental Certificate #: 375
North Dakota Certification #: R-140
Ohio VAP Certification #: CL0069
Oklahoma Certification #: 9915
Oregon Certification #: TN200002
Pennsylvania Certification #: 68-02979
Rhode Island Certification #: LAO00356
South Carolina Certification #: 84004
South Dakota Certification
Tennessee DW/Chem/Micro Certification #: 2006
Texas Certification #: T 104704245-17-14
Texas Mold Certification #: LAB0152
USDA Soil Permit #: P330-15-00234
Utah Certification #: TN00003
Virginia Certification #: VT2006
Vermont Dept. of Health: ID# VT-2006
Virginia Certification #: 460132
Washington Certification #: C847
West Virginia Certification #: 233
Wisconsin Certification #: 9980939910
Wyoming UST Certification #: via A2LA 2926.01
A2LA-ISO 17025 Certification #: 1461.01
A2LA-ISO 17025 Certification #: 1461.02
AIHA-LAP/LLC EMLAP Certification #:100789

Pace Analytical Services Charlotte

9800 Kincey Ave. Ste 100, Huntersville, NC 28078
Louisiana/NELAP Certification # LA170028
North Carolina Drinking Water Certification #: 37706
North Carolina Field Services Certification #: 5342
North Carolina Wastewater Certification #: 12
South Carolina Certification #: 99006001
Florida/NELAP Certification #: E87627
Kentucky UST Certification #: 84
Virginia/VELAP Certification #: 460221

Pace Analytical Services Asheville

2225 Riverside Drive, Asheville, NC 28804
Florida/NELAP Certification #: E87648
Massachusetts Certification #: M-NC030
North Carolina Drinking Water Certification #: 37712
North Carolina Wastewater Certification #: 40
South Carolina Certification #: 99030001
Virginia/VELAP Certification #: 460222

REPORT OF LABORATORY ANALYSIS

This report shall not be reproduced, except in full,
without the written consent of Pace Analytical Services, LLC.

Pace Analytical Services, LLC
9800 Kincey Ave. Suite 100
Huntersville, NC 28078
(704)875-9092

SAMPLE ANALYTE COUNT

Project: 2020-L1-2448 Incident
Pace Project No.: 92495943

Lab ID	Sample ID	Method	Analysts	Analytes Reported	Laboratory
92495943001	**13835_AC_RD_20200916**	MADEP VPH	ADM	6	PAN
		EPA 6010D	SH1	1	PASI-A
		SM 6200B	CL	63	PASI-C

PAN = Pace National - Mt. Juliet
PASI-A = Pace Analytical Services - Asheville
PASI-C = Pace Analytical Services - Charlotte

This report shall not be reproduced, except in full,
without the written consent of Pace Analytical Services, LLC.

Pace Analytical Services, LLC
9800 Kincey Ave. Suite 100
Huntersville, NC 28078
(704)875-9092

ANALYTICAL RESULTS

Project: 2020-L1-2448 Incident
Pace Project No.: 92495943

Sample: 13835_AC_RD_20200916 **Lab ID: 92495943001** Collected: 09/16/20 18:10 Received: 09/17/20 08:30 Matrix: Water

Parameters	Results	Units	Report Limit	DF	Prepared	Analyzed	CAS No.	Qual
MADEPV	Analytical Method: MADEP VPH Preparation Method: MADEPV Pace National - Mt. Juliet							
Aliphatic (C05-C08)	ND	ug/L	100	1	09/18/20 19:34	09/18/20 19:34		
Aliphatic (C09-C12)	ND	ug/L	100	1	09/18/20 19:34	09/18/20 19:34		
Aromatic (C09-C10),Unadjusted	ND	ug/L	100	1	09/18/20 19:34	09/18/20 19:34	TPHC9C10A	
Total VPH	ND	ug/L	100	1	09/18/20 19:34	09/18/20 19:34	VPH	
Surrogates								
2,5-Dibromotoluene (FID)	98.6	%	70.0-130	1	09/18/20 19:34	09/18/20 19:34	615-59-8FID	
2,5-Dibromotoluene (PID)	91.5	%	70.0-130	1	09/18/20 19:34	09/18/20 19:34	615-59-8PID	
6010 MET ICP	Analytical Method: EPA 6010D Preparation Method: EPA 3010A Pace Analytical Services - Asheville							
Lead	ND	ug/L	5.0	1	09/18/20 02:19	09/18/20 12:41	7439-92-1	BC
6200B MSV	Analytical Method: SM 6200B Pace Analytical Services - Charlotte							
Benzene	ND	ug/L	0.50	1		09/17/20 20:41	71-43-2	
Bromobenzene	ND	ug/L	0.50	1		09/17/20 20:41	108-86-1	
Bromochloromethane	ND	ug/L	0.50	1		09/17/20 20:41	74-97-5	
Bromodichloromethane	**1.7**	ug/L	0.50	1		09/17/20 20:41	75-27-4	
Bromoform	ND	ug/L	0.50	1		09/17/20 20:41	75-25-2	
Bromomethane	ND	ug/L	5.0	1		09/17/20 20:41	74-83-9	
n-Butylbenzene	ND	ug/L	0.50	1		09/17/20 20:41	104-51-8	
sec-Butylbenzene	ND	ug/L	0.50	1		09/17/20 20:41	135-98-8	
tert-Butylbenzene	ND	ug/L	0.50	1		09/17/20 20:41	98-06-6	
Carbon tetrachloride	ND	ug/L	0.50	1		09/17/20 20:41	56-23-5	
Chlorobenzene	ND	ug/L	0.50	1		09/17/20 20:41	108-90-7	
Chloroethane	ND	ug/L	1.0	1		09/17/20 20:41	75-00-3	
Chloroform	**7.4**	ug/L	0.50	1		09/17/20 20:41	67-66-3	
Chloromethane	ND	ug/L	1.0	1		09/17/20 20:41	74-87-3	
2-Chlorotoluene	ND	ug/L	0.50	1		09/17/20 20:41	95-49-8	
4-Chlorotoluene	ND	ug/L	0.50	1		09/17/20 20:41	106-43-4	
1,2-Dibromo-3-chloropropane	ND	ug/L	1.0	1		09/17/20 20:41	96-12-8	
Dibromochloromethane	ND	ug/L	0.50	1		09/17/20 20:41	124-48-1	
1,2-Dibromoethane (EDB)	ND	ug/L	0.50	1		09/17/20 20:41	106-93-4	
Dibromomethane	ND	ug/L	0.50	1		09/17/20 20:41	74-95-3	
1,2-Dichlorobenzene	ND	ug/L	0.50	1		09/17/20 20:41	95-50-1	
1,3-Dichlorobenzene	ND	ug/L	0.50	1		09/17/20 20:41	541-73-1	
1,4-Dichlorobenzene	ND	ug/L	0.50	1		09/17/20 20:41	106-46-7	
Dichlorodifluoromethane	ND	ug/L	0.50	1		09/17/20 20:41	75-71-8	
1,1-Dichloroethane	ND	ug/L	0.50	1		09/17/20 20:41	75-34-3	
1,2-Dichloroethane	ND	ug/L	0.50	1		09/17/20 20:41	107-06-2	
1,1-Dichloroethene	ND	ug/L	0.50	1		09/17/20 20:41	75-35-4	
cis-1,2-Dichloroethene	ND	ug/L	0.50	1		09/17/20 20:41	156-59-2	
trans-1,2-Dichloroethene	ND	ug/L	0.50	1		09/17/20 20:41	156-60-5	
1,2-Dichloropropane	ND	ug/L	0.50	1		09/17/20 20:41	78-87-5	
1,3-Dichloropropane	ND	ug/L	0.50	1		09/17/20 20:41	142-28-9	
2,2-Dichloropropane	ND	ug/L	0.50	1		09/17/20 20:41	594-20-7	

REPORT OF LABORATORY ANALYSIS

This report shall not be reproduced, except in full,
without the written consent of Pace Analytical Services, LLC.

Pace Analytical Services, LLC
9800 Kincey Ave. Suite 100
Huntersville, NC 28078
(704)875-9092

ANALYTICAL RESULTS

Project: 2020-L1-2448 Incident
Pace Project No.: 92495943

Sample: 13835_AC_RD_20200916 **Lab ID: 92495943001** Collected: 09/16/20 18:10 Received: 09/17/20 08:30 Matrix: Water

Parameters	Results	Units	Report Limit	DF	Prepared	Analyzed	CAS No.	Qual
6200B MSV	Analytical Method: SM 6200B Pace Analytical Services - Charlotte							
1,1-Dichloropropene	ND	ug/L	0.50	1		09/17/20 20:41	563-58-6	
cis-1,3-Dichloropropene	ND	ug/L	0.50	1		09/17/20 20:41	10061-01-5	
trans-1,3-Dichloropropene	ND	ug/L	0.50	1		09/17/20 20:41	10061-02-6	
Diisopropyl ether	ND	ug/L	0.50	1		09/17/20 20:41	108-20-3	
Ethylbenzene	ND	ug/L	0.50	1		09/17/20 20:41	100-41-4	
Hexachloro-1,3-butadiene	ND	ug/L	2.0	1		09/17/20 20:41	87-68-3	
Isopropylbenzene (Cumene)	ND	ug/L	0.50	1		09/17/20 20:41	98-82-8	
Methylene Chloride	ND	ug/L	2.0	1		09/17/20 20:41	75-09-2	
Methyl-tert-butyl ether	ND	ug/L	0.50	1		09/17/20 20:41	1634-04-4	
Naphthalene	ND	ug/L	2.0	1		09/17/20 20:41	91-20-3	
n-Propylbenzene	ND	ug/L	0.50	1		09/17/20 20:41	103-65-1	
Styrene	ND	ug/L	0.50	1		09/17/20 20:41	100-42-5	
1,1,1,2-Tetrachloroethane	ND	ug/L	0.50	1		09/17/20 20:41	630-20-6	
1,1,2,2-Tetrachloroethane	ND	ug/L	0.50	1		09/17/20 20:41	79-34-5	
Tetrachloroethene	ND	ug/L	0.50	1		09/17/20 20:41	127-18-4	
Toluene	ND	ug/L	0.50	1		09/17/20 20:41	108-88-3	
1,2,3-Trichlorobenzene	ND	ug/L	2.0	1		09/17/20 20:41	87-61-6	
1,2,4-Trichlorobenzene	ND	ug/L	2.0	1		09/17/20 20:41	120-82-1	
1,1,1-Trichloroethane	ND	ug/L	0.50	1		09/17/20 20:41	71-55-6	
1,1,2-Trichloroethane	ND	ug/L	0.50	1		09/17/20 20:41	79-00-5	
Trichloroethene	ND	ug/L	0.50	1		09/17/20 20:41	79-01-6	
Trichlorofluoromethane	ND	ug/L	1.0	1		09/17/20 20:41	75-69-4	
1,2,3-Trichloropropane	ND	ug/L	0.50	1		09/17/20 20:41	96-18-4	
1,2,4-Trimethylbenzene	ND	ug/L	0.50	1		09/17/20 20:41	95-63-6	
1,3,5-Trimethylbenzene	ND	ug/L	0.50	1		09/17/20 20:41	108-67-8	
Vinyl chloride	ND	ug/L	1.0	1		09/17/20 20:41	75-01-4	
m&p-Xylene	ND	ug/L	1.0	1		09/17/20 20:41	179601-23-1	
o-Xylene	ND	ug/L	0.50	1		09/17/20 20:41	95-47-6	
Surrogates								
1,2-Dichloroethane-d4 (S)	90	%	70-130	1		09/17/20 20:41	17060-07-0	
4-Bromofluorobenzene (S)	103	%	70-130	1		09/17/20 20:41	460-00-4	
Toluene-d8 (S)	85	%	70-130	1		09/17/20 20:41	2037-26-5	

REPORT OF LABORATORY ANALYSIS

This report shall not be reproduced, except in full,
without the written consent of Pace Analytical Services, LLC.

Pace Analytical Services, LLC
9800 Kincey Ave. Suite 100
Huntersville, NC 28078
(704)875-9092

QUALITY CONTROL DATA

Project: 2020-L1-2448 Incident
Pace Project No.: 92495943

QC Batch: 1545405
QC Batch Method: MADEPV
Analysis Method: MADEP VPH
Analysis Description: MADEPV
Laboratory: Pace National - Mt. Juliet

Associated Lab Samples: 92495943001

METHOD BLANK: R3572118-1 Matrix: Water
Associated Lab Samples: 92495943001

Parameter	Units	Blank Result	Reporting Limit	Analyzed	Qualifiers
Aliphatic (C05-C08)	ug/L	ND	100	09/18/20 09:46	
Aliphatic (C09-C12)	ug/L	ND	100	09/18/20 09:46	
Aromatic (C09-C10),Unadjusted	ug/L	ND	100	09/18/20 09:46	
Total VPH	ug/L	ND	100	09/18/20 09:46	
2,5-Dibromotoluene (FID)	%	96.8	70.0-130	09/18/20 09:46	
2,5-Dibromotoluene (PID)	%	85.1	70.0-130	09/18/20 09:46	

LABORATORY CONTROL SAMPLE & LCSD: R3572118-2 R3572118-3

Parameter	Units	Spike Conc.	LCS Result	LCSD Result	LCS % Rec	LCSD % Rec	% Rec Limits	RPD	Max RPD	Qualifiers
Aliphatic (C05-C08)	ug/L	1200	1190	1190	99.2	99.2	70.0-130	0.00	25	
Aliphatic (C09-C12)	ug/L	1400	1430	1470	102	105	70.0-130	2.76	25	
Aromatic (C09-C10),Unadjusted	ug/L	200	236	212	118	106	70.0-130	10.7	25	
Total VPH	ug/L	2800	2860	2870	102	103	70.0-130	0.349	25	
2,5-Dibromotoluene (FID)	%				105	101	70.0-130			
2,5-Dibromotoluene (PID)	%				94.7	92.9	70.0-130			

Results presented on this page are in the units indicated by the "Units" column except where an alternate unit is presented to the right of the result.

REPORT OF LABORATORY ANALYSIS

This report shall not be reproduced, except in full,
without the written consent of Pace Analytical Services, LLC.

Pace Analytical Services, LLC
9800 Kincey Ave. Suite 100
Huntersville, NC 28078
(704)875-9092

QUALITY CONTROL DATA

Project: 2020-L1-2448 Incident
Pace Project No.: 92495943

QC Batch: 567317
QC Batch Method: EPA 3010A
Analysis Method: EPA 6010D
Analysis Description: 6010 MET
Laboratory: Pace Analytical Services - Asheville
Associated Lab Samples: 92495943001

METHOD BLANK: 3006542 Matrix: Water
Associated Lab Samples: 92495943001

Parameter	Units	Blank Result	Reporting Limit	Analyzed	Qualifiers
Lead	ug/L	ND	5.0	09/18/20 11:34	BC

LABORATORY CONTROL SAMPLE: 3006543

Parameter	Units	Spike Conc.	LCS Result	LCS % Rec	% Rec Limits	Qualifiers
Lead	ug/L	500	490	98	80-120	

MATRIX SPIKE & MATRIX SPIKE DUPLICATE: 3006544 3006545

Parameter	Units	92495926001 Result	MS Spike Conc.	MSD Spike Conc.	MS Result	MSD Result	MS % Rec	MSD % Rec	% Rec Limits	RPD	Qual
Lead	ug/L	ND	500	500	529	532	106	106	75-125	1	

Results presented on this page are in the units indicated by the "Units" column except where an alternate unit is presented to the right of the result.

REPORT OF LABORATORY ANALYSIS

This report shall not be reproduced, except in full,
without the written consent of Pace Analytical Services, LLC.

Pace Analytical Services, LLC
9800 Kincey Ave. Suite 100
Huntersville, NC 28078
(704)875-9092

QUALITY CONTROL DATA

Project: 2020-L1-2448 Incident
Pace Project No.: 92495943

QC Batch: 566932
QC Batch Method: SM 6200B
Analysis Method: SM 6200B
Analysis Description: 6200B MSV
Laboratory: Pace Analytical Services - Charlotte

Associated Lab Samples: 92495943001

METHOD BLANK: 3004283 Matrix: Water
Associated Lab Samples: 92495943001

Parameter	Units	Blank Result	Reporting Limit	Analyzed	Qualifiers
1,1,1,2-Tetrachloroethane	ug/L	ND	0.50	09/17/20 17:22	
1,1,1-Trichloroethane	ug/L	ND	0.50	09/17/20 17:22	
1,1,2,2-Tetrachloroethane	ug/L	ND	0.50	09/17/20 17:22	
1,1,2-Trichloroethane	ug/L	ND	0.50	09/17/20 17:22	
1,1-Dichloroethane	ug/L	ND	0.50	09/17/20 17:22	
1,1-Dichloroethene	ug/L	ND	0.50	09/17/20 17:22	
1,1-Dichloropropene	ug/L	ND	0.50	09/17/20 17:22	
1,2,3-Trichlorobenzene	ug/L	ND	2.0	09/17/20 17:22	
1,2,3-Trichloropropane	ug/L	ND	0.50	09/17/20 17:22	
1,2,4-Trichlorobenzene	ug/L	ND	2.0	09/17/20 17:22	
1,2,4-Trimethylbenzene	ug/L	ND	0.50	09/17/20 17:22	
1,2-Dibromo-3-chloropropane	ug/L	ND	1.0	09/17/20 17:22	
1,2-Dibromoethane (EDB)	ug/L	ND	0.50	09/17/20 17:22	
1,2-Dichlorobenzene	ug/L	ND	0.50	09/17/20 17:22	
1,2-Dichloroethane	ug/L	ND	0.50	09/17/20 17:22	
1,2-Dichloropropane	ug/L	ND	0.50	09/17/20 17:22	
1,3,5-Trimethylbenzene	ug/L	ND	0.50	09/17/20 17:22	
1,3-Dichlorobenzene	ug/L	ND	0.50	09/17/20 17:22	
1,3-Dichloropropane	ug/L	ND	0.50	09/17/20 17:22	
1,4-Dichlorobenzene	ug/L	ND	0.50	09/17/20 17:22	
2,2-Dichloropropane	ug/L	ND	0.50	09/17/20 17:22	
2-Chlorotoluene	ug/L	ND	0.50	09/17/20 17:22	
4-Chlorotoluene	ug/L	ND	0.50	09/17/20 17:22	
Benzene	ug/L	ND	0.50	09/17/20 17:22	
Bromobenzene	ug/L	ND	0.50	09/17/20 17:22	
Bromochloromethane	ug/L	ND	0.50	09/17/20 17:22	
Bromodichloromethane	ug/L	ND	0.50	09/17/20 17:22	
Bromoform	ug/L	ND	0.50	09/17/20 17:22	
Bromomethane	ug/L	ND	5.0	09/17/20 17:22	
Carbon tetrachloride	ug/L	ND	0.50	09/17/20 17:22	
Chlorobenzene	ug/L	ND	0.50	09/17/20 17:22	
Chloroethane	ug/L	ND	1.0	09/17/20 17:22	
Chloroform	ug/L	ND	0.50	09/17/20 17:22	
Chloromethane	ug/L	ND	1.0	09/17/20 17:22	
cis-1,2-Dichloroethene	ug/L	ND	0.50	09/17/20 17:22	
cis-1,3-Dichloropropene	ug/L	ND	0.50	09/17/20 17:22	
Dibromochloromethane	ug/L	ND	0.50	09/17/20 17:22	
Dibromomethane	ug/L	ND	0.50	09/17/20 17:22	
Dichlorodifluoromethane	ug/L	ND	0.50	09/17/20 17:22	
Diisopropyl ether	ug/L	ND	0.50	09/17/20 17:22	

Results presented on this page are in the units indicated by the "Units" column except where an alternate unit is presented to the right of the result.

REPORT OF LABORATORY ANALYSIS

This report shall not be reproduced, except in full,
without the written consent of Pace Analytical Services, LLC.

Pace Analytical Services, LLC
9800 Kincey Ave. Suite 100
Huntersville, NC 28078
(704)875-9092

QUALITY CONTROL DATA

Project: 2020-L1-2448 Incident
Pace Project No.: 92495943

METHOD BLANK: 3004283 Matrix: Water
Associated Lab Samples: 92495943001

Parameter	Units	Blank Result	Reporting Limit	Analyzed	Qualifiers
Ethylbenzene	ug/L	ND	0.50	09/17/20 17:22	
Hexachloro-1,3-butadiene	ug/L	ND	2.0	09/17/20 17:22	
Isopropylbenzene (Cumene)	ug/L	ND	0.50	09/17/20 17:22	
m&p-Xylene	ug/L	ND	1.0	09/17/20 17:22	
Methyl-tert-butyl ether	ug/L	ND	0.50	09/17/20 17:22	
Methylene Chloride	ug/L	ND	2.0	09/17/20 17:22	
n-Butylbenzene	ug/L	ND	0.50	09/17/20 17:22	
n-Propylbenzene	ug/L	ND	0.50	09/17/20 17:22	
Naphthalene	ug/L	ND	2.0	09/17/20 17:22	
o-Xylene	ug/L	ND	0.50	09/17/20 17:22	
sec-Butylbenzene	ug/L	ND	0.50	09/17/20 17:22	
Styrene	ug/L	ND	0.50	09/17/20 17:22	
tert-Butylbenzene	ug/L	ND	0.50	09/17/20 17:22	
Tetrachloroethene	ug/L	ND	0.50	09/17/20 17:22	
Toluene	ug/L	ND	0.50	09/17/20 17:22	
trans-1,2-Dichloroethene	ug/L	ND	0.50	09/17/20 17:22	
trans-1,3-Dichloropropene	ug/L	ND	0.50	09/17/20 17:22	
Trichloroethene	ug/L	ND	0.50	09/17/20 17:22	
Trichlorofluoromethane	ug/L	ND	1.0	09/17/20 17:22	
Vinyl chloride	ug/L	ND	1.0	09/17/20 17:22	
1,2-Dichloroethane-d4 (S)	%	85	70-130	09/17/20 17:22	
4-Bromofluorobenzene (S)	%	100	70-130	09/17/20 17:22	
Toluene-d8 (S)	%	107	70-130	09/17/20 17:22	

LABORATORY CONTROL SAMPLE: 3004284

Parameter	Units	Spike Conc.	LCS Result	LCS % Rec	% Rec Limits	Qualifiers
1,1,1,2-Tetrachloroethane	ug/L	50	47.1	94	60-140	
1,1,1-Trichloroethane	ug/L	50	52.6	105	60-140	
1,1,2,2-Tetrachloroethane	ug/L	50	52.5	105	60-140	
1,1,2-Trichloroethane	ug/L	50	49.8	100	60-140	
1,1-Dichloroethane	ug/L	50	52.3	105	60-140	
1,1-Dichloroethene	ug/L	50	56.6	113	60-140	
1,1-Dichloropropene	ug/L	50	51.4	103	60-140	
1,2,3-Trichlorobenzene	ug/L	50	46.0	92	60-140	
1,2,3-Trichloropropane	ug/L	50	55.5	111	60-140	
1,2,4-Trichlorobenzene	ug/L	50	47.0	94	60-140	
1,2,4-Trimethylbenzene	ug/L	50	50.8	102	60-140	
1,2-Dibromo-3-chloropropane	ug/L	50	52.5	105	60-140	
1,2-Dibromoethane (EDB)	ug/L	50	59.3	119	60-140	
1,2-Dichlorobenzene	ug/L	50	50.6	101	60-140	
1,2-Dichloroethane	ug/L	50	50.8	102	60-140	
1,2-Dichloropropane	ug/L	50	53.9	108	60-140	
1,3,5-Trimethylbenzene	ug/L	50	56.0	112	60-140	

Results presented on this page are in the units indicated by the "Units" column except where an alternate unit is presented to the right of the result.

REPORT OF LABORATORY ANALYSIS

This report shall not be reproduced, except in full,
without the written consent of Pace Analytical Services, LLC.

Pace Analytical Services, LLC
9800 Kincey Ave. Suite 100
Huntersville, NC 28078
(704)875-9092

QUALITY CONTROL DATA

Project: 2020-L1-2448 Incident
Pace Project No.: 92495943

LABORATORY CONTROL SAMPLE: 3004284

Parameter	Units	Spike Conc.	LCS Result	LCS % Rec	% Rec Limits	Qualifiers
1,3-Dichlorobenzene	ug/L	50	49.6	99	60-140	
1,3-Dichloropropane	ug/L	50	55.9	112	60-140	
1,4-Dichlorobenzene	ug/L	50	50.1	100	60-140	
2,2-Dichloropropane	ug/L	50	50.4	101	60-140	
2-Chlorotoluene	ug/L	50	54.1	108	60-140	
4-Chlorotoluene	ug/L	50	49.9	100	60-140	
Benzene	ug/L	50	57.0	114	60-140	
Bromobenzene	ug/L	50	46.8	94	60-140	
Bromochloromethane	ug/L	50	52.7	105	60-140	
Bromodichloromethane	ug/L	50	46.2	92	60-140	
Bromoform	ug/L	50	53.7	107	60-140	
Bromomethane	ug/L	50	49.3	99	60-140	
Carbon tetrachloride	ug/L	50	51.3	103	60-140	
Chlorobenzene	ug/L	50	56.1	112	60-140	
Chloroethane	ug/L	50	53.3	107	60-140	
Chloroform	ug/L	50	53.6	107	60-140	
Chloromethane	ug/L	50	40.9	82	60-140	
cis-1,2-Dichloroethene	ug/L	50	53.1	106	60-140	
cis-1,3-Dichloropropene	ug/L	50	52.5	105	60-140	
Dibromochloromethane	ug/L	50	47.5	95	60-140	
Dibromomethane	ug/L	50	54.1	108	60-140	
Dichlorodifluoromethane	ug/L	50	32.8	66	60-140	
Diisopropyl ether	ug/L	50	53.6	107	60-140	
Ethylbenzene	ug/L	50	53.9	108	60-140	
Hexachloro-1,3-butadiene	ug/L	50	46.3	93	60-140	
Isopropylbenzene (Cumene)	ug/L	50	51.1	102	60-140	
m&p-Xylene	ug/L	100	99.5	99	60-140	
Methyl-tert-butyl ether	ug/L	50	46.3	93	60-140	
Methylene Chloride	ug/L	50	45.9	92	60-140	
n-Butylbenzene	ug/L	50	53.5	107	60-140	
n-Propylbenzene	ug/L	50	50.0	100	60-140	
Naphthalene	ug/L	50	46.0	92	60-140	
o-Xylene	ug/L	50	52.2	104	60-140	
sec-Butylbenzene	ug/L	50	50.4	101	60-140	
Styrene	ug/L	50	54.6	109	60-140	
tert-Butylbenzene	ug/L	50	44.3	89	60-140	
Tetrachloroethene	ug/L	50	54.5	109	60-140	
Toluene	ug/L	50	50.6	101	60-140	
trans-1,2-Dichloroethene	ug/L	50	54.4	109	60-140	
trans-1,3-Dichloropropene	ug/L	50	49.3	99	60-140	
Trichloroethene	ug/L	50	56.1	112	60-140	
Trichlorofluoromethane	ug/L	50	45.4	91	60-140	
Vinyl chloride	ug/L	50	47.1	94	60-140	
1,2-Dichloroethane-d4 (S)	%			95	70-130	
4-Bromofluorobenzene (S)	%			97	70-130	
Toluene-d8 (S)	%			96	70-130	

Results presented on this page are in the units indicated by the "Units" column except where an alternate unit is presented to the right of the result.

REPORT OF LABORATORY ANALYSIS

This report shall not be reproduced, except in full,
without the written consent of Pace Analytical Services, LLC.

Pace Analytical Services, LLC
9800 Kincey Ave. Suite 100
Huntersville, NC 28078
(704)875-9092

QUALITY CONTROL DATA

Project: 2020-L1-2448 Incident
Pace Project No.: 92495943

MATRIX SPIKE & MATRIX SPIKE DUPLICATE: 3004285 3004286

Parameter	Units	92495240002 Result	MS Spike Conc.	MSD Spike Conc.	MS Result	MSD Result	MS % Rec	MSD % Rec	% Rec Limits	RPD	Qual
1,1,1,2-Tetrachloroethane	ug/L	ND	2000	2000	1990	2010	99	101	60-140	1	
1,1,1-Trichloroethane	ug/L	ND	2000	2000	2370	2400	119	120	60-140	1	
1,1,2,2-Tetrachloroethane	ug/L	ND	2000	2000	2360	2190	118	110	60-140	8	
1,1,2-Trichloroethane	ug/L	ND	2000	2000	2550	1560	128	78	60-140	48	R1
1,1-Dichloroethane	ug/L	ND	2000	2000	1990	2090	100	104	60-140	5	
1,1-Dichloroethene	ug/L	ND	2000	2000	2810	2940	140	147	60-140	4	M1
1,1-Dichloropropene	ug/L	ND	2000	2000	2430	2180	121	109	60-140	11	
1,2,3-Trichlorobenzene	ug/L	ND	2000	2000	1710	2130	86	106	60-140	22	
1,2,3-Trichloropropane	ug/L	ND	2000	2000	2230	2140	112	107	60-140	4	
1,2,4-Trichlorobenzene	ug/L	ND	2000	2000	1720	2180	86	109	60-140	23	
1,2,4-Trimethylbenzene	ug/L	1040	2000	2000	3440	3350	120	116	60-140	3	
1,2-Dibromo-3-chloropropane	ug/L	ND	2000	2000	1950	2290	97	115	60-140	16	
1,2-Dibromoethane (EDB)	ug/L	ND	2000	2000	2300	2320	115	116	60-140	1	
1,2-Dichlorobenzene	ug/L	ND	2000	2000	2120	2280	106	114	60-140	7	
1,2-Dichloroethane	ug/L	ND	2000	2000	2020	2160	101	108	60-140	7	
1,2-Dichloropropane	ug/L	ND	2000	2000	2130	2240	106	112	60-140	5	
1,3,5-Trimethylbenzene	ug/L	232	2000	2000	2640	2550	121	116	60-140	3	
1,3-Dichlorobenzene	ug/L	ND	2000	2000	2250	2210	113	111	60-140	2	
1,3-Dichloropropane	ug/L	ND	2000	2000	2300	2370	115	118	60-140	3	
1,4-Dichlorobenzene	ug/L	ND	2000	2000	2200	2200	110	110	60-140	0	
2,2-Dichloropropane	ug/L	ND	2000	2000	2050	2110	103	106	60-140	3	
2-Chlorotoluene	ug/L	ND	2000	2000	2440	2300	122	115	60-140	6	
4-Chlorotoluene	ug/L	ND	2000	2000	2320	2180	116	109	60-140	6	
Benzene	ug/L	4010	2000	2000	7760	5530	187	76	60-140	34	M1,R1
Bromobenzene	ug/L	ND	2000	2000	2330	2150	116	107	60-140	8	
Bromochloromethane	ug/L	ND	2000	2000	2290	2230	115	111	60-140	3	
Bromodichloromethane	ug/L	ND	2000	2000	1860	1880	93	94	60-140	1	
Bromoform	ug/L	ND	2000	2000	2160	2200	108	110	60-140	2	
Bromomethane	ug/L	ND	2000	2000	1990	2390	100	119	60-140	18	
Carbon tetrachloride	ug/L	ND	2000	2000	2720	2090	136	105	60-140	26	
Chlorobenzene	ug/L	ND	2000	2000	2290	2230	115	112	60-140	3	
Chloroethane	ug/L	ND	2000	2000	2500	2630	125	131	60-140	5	
Chloroform	ug/L	ND	2000	2000	2590	2460	129	123	60-140	5	
Chloromethane	ug/L	ND	2000	2000	2070	1960	104	98	60-140	6	
cis-1,2-Dichloroethene	ug/L	ND	2000	2000	2220	2340	111	117	60-140	5	
cis-1,3-Dichloropropene	ug/L	ND	2000	2000	2110	1990	106	99	60-140	6	
Dibromochloromethane	ug/L	ND	2000	2000	1850	1900	92	95	60-140	3	
Dibromomethane	ug/L	ND	2000	2000	2230	2160	112	108	60-140	3	
Dichlorodifluoromethane	ug/L	ND	2000	2000	1440	1500	72	75	60-140	4	
Diisopropyl ether	ug/L	ND	2000	2000	1890	1890	94	95	60-140	0	
Ethylbenzene	ug/L	1670	2000	2000	4020	4020	117	117	60-140	0	
Hexachloro-1,3-butadiene	ug/L	ND	2000	2000	1810	2140	90	107	60-140	17	
Isopropylbenzene (Cumene)	ug/L	ND	2000	2000	2380	2360	117	116	60-140	1	
m&p-Xylene	ug/L	4930	4000	4000	9560	9660	116	118	60-140	1	
Methyl-tert-butyl ether	ug/L	ND	2000	2000	1700	1720	85	86	60-140	1	
Methylene Chloride	ug/L	ND	2000	2000	1700	1740	85	87	60-140	3	

Results presented on this page are in the units indicated by the "Units" column except where an alternate unit is presented to the right of the result.

REPORT OF LABORATORY ANALYSIS

This report shall not be reproduced, except in full,
without the written consent of Pace Analytical Services, LLC.

Pace Analytical Services, LLC
9800 Kincey Ave. Suite 100
Huntersville, NC 28078
(704)875-9092

QUALITY CONTROL DATA

Project: 2020-L1-2448 Incident
Pace Project No.: 92495943

MATRIX SPIKE & MATRIX SPIKE DUPLICATE: 3004285 3004286

Parameter	Units	92495240002 Result	MS Spike Conc.	MSD Spike Conc.	MS Result	MSD Result	MS % Rec	MSD % Rec	% Rec Limits	RPD	Qual
n-Butylbenzene	ug/L	ND	2000	2000	2360	2280	118	114	60-140	4	
n-Propylbenzene	ug/L	130	2000	2000	2580	2430	122	115	60-140	6	
Naphthalene	ug/L	536	2000	2000	2250	2710	86	109	60-140	19	
o-Xylene	ug/L	2080	2000	2000	4300	4330	111	112	60-140	1	
sec-Butylbenzene	ug/L	ND	2000	2000	2400	2310	120	116	60-140	3	
Styrene	ug/L	ND	2000	2000	2440	2360	122	118	60-140	3	
tert-Butylbenzene	ug/L	ND	2000	2000	2080	2030	104	101	60-140	3	
Tetrachloroethene	ug/L	ND	2000	2000	2160	2400	108	120	60-140	11	
Toluene	ug/L	12700	2000	2000	15100	13400	120	37	60-140	12	M1
trans-1,2-Dichloroethene	ug/L	ND	2000	2000	1960	2070	98	103	60-140	5	
trans-1,3-Dichloropropene	ug/L	ND	2000	2000	2440	1480	122	74	60-140	49	R1
Trichloroethene	ug/L	ND	2000	2000	2220	2210	111	111	60-140	0	
Trichlorofluoromethane	ug/L	ND	2000	2000	2160	2330	108	117	60-140	7	
Vinyl chloride	ug/L	ND	2000	2000	2310	2340	116	117	60-140	1	
1,2-Dichloroethane-d4 (S)	%						93	103	70-130		
4-Bromofluorobenzene (S)	%						101	100	70-130		
Toluene-d8 (S)	%						97	86	70-130		

Results presented on this page are in the units indicated by the "Units" column except where an alternate unit is presented to the right of the result.

REPORT OF LABORATORY ANALYSIS

This report shall not be reproduced, except in full,
without the written consent of Pace Analytical Services, LLC.

Pace Analytical Services, LLC
9800 Kincey Ave. Suite 100
Huntersville, NC 28078
(704)875-9092

QUALIFIERS

Project: 2020-L1-2448 Incident
Pace Project No.: 92495943

DEFINITIONS

DF - Dilution Factor, if reported, represents the factor applied to the reported data due to dilution of the sample aliquot.

ND - Not Detected at or above adjusted reporting limit.

TNTC - Too Numerous To Count

J - Estimated concentration above the adjusted method detection limit and below the adjusted reporting limit.

MDL - Adjusted Method Detection Limit.

PQL - Practical Quantitation Limit.

RL - Reporting Limit - The lowest concentration value that meets project requirements for quantitative data with known precision and bias for a specific analyte in a specific matrix.

S - Surrogate

1,2-Diphenylhydrazine decomposes to and cannot be separated from Azobenzene using Method 8270. The result for each analyte is a combined concentration.

Consistent with EPA guidelines, unrounded data are displayed and have been used to calculate % recovery and RPD values.

LCS(D) - Laboratory Control Sample (Duplicate)

MS(D) - Matrix Spike (Duplicate)

DUP - Sample Duplicate

RPD - Relative Percent Difference

NC - Not Calculable.

SG - Silica Gel - Clean-Up

U - Indicates the compound was analyzed for, but not detected.

Acid preservation may not be appropriate for 2 Chloroethylvinyl ether.

A separate vial preserved to a pH of 4-5 is recommended in SW846 Chapter 4 for the analysis of Acrolein and Acrylonitrile by EPA Method 8260.

N-Nitrosodiphenylamine decomposes and cannot be separated from Diphenylamine using Method 8270. The result reported for each analyte is a combined concentration.

Pace Analytical is TNI accredited. Contact your Pace PM for the current list of accredited analytes.

TNI - The NELAC Institute.

ANALYTE QUALIFIERS

BC	The same analyte was detected in an associated blank at a concentration above 1/2 the reporting limit but below the laboratory reporting limit.
M1	Matrix spike recovery exceeded QC limits. Batch accepted based on laboratory control sample (LCS) recovery.
R1	RPD value was outside control limits.

This report shall not be reproduced, except in full,
without the written consent of Pace Analytical Services, LLC.

Pace Analytical Services, LLC
9800 Kincey Ave. Suite 100
Huntersville, NC 28078
(704)875-9092

QUALITY CONTROL DATA CROSS REFERENCE TABLE

Project: 2020-L1-2448 Incident
Pace Project No.: 92495943

Lab ID	Sample ID	QC Batch Method	QC Batch	Analytical Method	Analytical Batch
92495943001	**13835_AC_RD_20200916**	MADEPV	1545405	MADEP VPH	1545405
92495943001	**13835_AC_RD_20200916**	EPA 3010A	567317	EPA 6010D	567327
92495943001	**13835_AC_RD_20200916**	SM 6200B	566932		

This report shall not be reproduced, except in full,
without the written consent of Pace Analytical Services, LLC.

WO# : 92495943

92495943

CHAIN-OF-CUSTODY Analytical Request Document

Pace Analytical

Chain-of-Custody is a LEGAL DOCUMENT - Complete all relevent fields

LAB USE ONLY- A

ALL

Company: Apex Companies, LLC	Billing Information:
Address:	
Report To: Andrew Street	Email To: Andrew.Street@apexcos.com
Copy To:	Site Collection Info/Address: 13835 Asbury Chapel Rd
Customer Project Name/Number: 2020-LI-2448 Incident	State: NC County/City: Huntersville Time Zone Collected: [ ] PT [ ] MT [ ] CT [X] ET
Phone: Email:	Site/Facility ID #: Compliance Monitoring? [ ] Yes [ ] No
Collected By (print): Thomas Fisher	Purchase Order #: Quote #: DW PWS ID #: DW Location Code:
Collected By (signature):	Turnaround Date Required: ASAP Immediately Packed on Ice: [X] Yes [ ] No
Sample Disposal: [ ] Dispose as appropriate [ ] Return [ ] Archive: [ ] Hold:	Rush: [ ] Same Day [ ] Next Day [ ] 2 Day [ ] 3 Day [ ] 4 Day [ ] 5 Day (Expedite Charges Apply) Field Filtered (if applicable): [ ] Yes [ ] No Analysis:

* Matrix Codes (Insert in Matrix box below): Drinking Water (DW), Ground Water (GW), Wastewater (WW), Product (P), Soil/Solid (SL), Oil (OL), Wipe (WP), Air (AR), Tissue (TS), Bioassay (B), Vapor (V), Other (OT)

Customer Sample ID	Matrix *	Comp / Grab	Collected (or Composite Start) Date	Collected (or Composite Start) Time	Composite End Date	Composite End Time	Res Cl	# of Ctns	VOCs SM 6200B	MADEP VPH	Lead
13835-AC RD-20200916	DW	G	9/16/20	1810	9/16/20	1810		8	x	x	x

Container Preservative Type **: 3 3 1

Lab Project Manager:

** Preservative Types: (1) nitric acid, (2) sulfuric acid, (3) hydrochloric acid, (4) sodium hydroxide, (5) zinc acetate, (6) methanol, (7) sodium bisulfate, (8) sodium thiosulfate, (9) hexane, (A) ascorbic acid, (B) ammonium sulfate, (C) ammonium hydroxide, (D) TSP, (U) Unpreserved, (O) Other

Analyses

Lab Profile/Line:

Lab Sample Receipt Checklist:

Custody Seals Present/Intact	Y (N) NA
Custody Signatures Present	(Y) N NA
Collector Signature Present	(Y) N NA
Bottles Intact	(Y) N NA
Correct Bottles	(Y) N NA
Sufficient Volume	(Y) N NA
Samples Received on Ice	(Y) N NA
VOA - Headspace Acceptable	(Y) N NA
USDA Regulated Soils	Y N (NA)
Samples in Holding Time	(Y) N NA
Residual Chlorine Present	Y N (NA)
Cl Strips:	
Sample pH Acceptable	(Y) N NA
pH Strips:	
Sulfide Present	Y N (NA)
Lead Acetate Strips:	

LAB USE ONLY:
Lab Sample # / Comments:

92495943
001

Customer Remarks / Special Conditions / Possible Hazards:

Type of Ice Used: (Wet) Blue Dry None

Packing Material Used: b. bags

Radchem sample(s) screened (<500 cpm): Y N (NA)

SHORT HOLDS PRESENT (<72 hours): Y (N) N/A

Lab Tracking #: 2539415

Samples received via: FEDEX UPS (Client) Courier Pace Courier

Lab Sample Temperature Info:
Temp Blank Received: Y (N) NA
Therm ID#: IR92TOC1
Cooler 1 Temp Upon Receipt: 3.3 oC
Cooler 1 Therm Corr. Factor: +0 oC
Cooler 1 Corrected Temp: 3.3 oC
Comments:

Relinquished by/Company: (Signature)	Date/Time:	Received by/Company: (Signature)	Date/Time:
Apex	9-17-20/0756	Apex	9-17-20/0756
Apex	9-17-20/0830	PACE	9-17-20 8:30

MTJL LAB USE ONLY
Table #:
Acctnum:
Template:
Prelogin:
PM:
PB:

Trip Blank Received: Y (N) NA
HCL MeOH TSP Other

Non Conformance(s): YES / NO

Page: _____ of: _____

*Check mark top half of box if pH and/or dechlorination is verified and within the acceptance range for preservation samples.

Exceptions: VOA, Coliform, TOC, Oil and Grease, DRO/8015 (water) DOC, LLHg

**Bottom half of box is to list number of bottle

Project # **WO# : 92495943**

PM: AMB Due Date: 09/18/20

CLIENT: 92-APEX MOOR

Item#	BP4U-125 mL Plastic Unpreserved (N/A) (Cl-)	BP3U-250 mL Plastic Unpreserved (N/A)	BP2U-500 mL Plastic Unpreserved (N/A)	BP1U-1 liter Plastic Unpreserved (N/A)	BP4S-125 mL Plastic H2SO4 (pH < 2) (Cl-)	BP3N-250 mL plastic HNO3 (pH < 2)	BP4Z-125 mL Plastic ZN Acetate & NaOH (>9)	BP4C-125 mL Plastic NaOH (pH > 12) (Cl-)	WGFU-Wide-mouthed Glass jar Unpreserved	AG1U-1 liter Amber Unpreserved (N/A) (Cl-)	AG1H-1 liter Amber HCl (pH < 2)	AG3U-250 mL Amber Unpreserved (N/A) (Cl-)	AG1S-1 liter Amber H2SO4 (pH < 2)	AG3S-250 mL Amber H2SO4 (pH < 2)	AG3A(DG3A)-250 mL Amber NH4Cl (N/A)(Cl-)	DG9H-40 mL VOA HCl (N/A)	VG9T-40 mL VOA Na2S2O3 (N/A)	VG9U-40 mL VOA Unp (N/A)	DG9P-40 mL VOA H3PO4 (N/A)	VOAK (6 vials per kit)-5035 kit (N/A)	V/GK (3 vials per kit)-VPH/Gas kit (N/A)	SP5T-125 mL Sterile Plastic (N/A – lab)	SP2T-250 mL Sterile Plastic (N/A – lab)		BP3A-250 mL Plastic (NH2)2SO4 (9.3-9.7)	AG0U-100 mL Amber Unpreserved vials (N/A)	VSGU-20 mL Scintillation vials (N/A)	DG9U-40 mL Amber Unpreserved vials (N/A)
1						1										7													
2																													
3																													
4																													
5																													
6																													
7																													
8																													
9																													
10																													
11																													
12																													

pH Adjustment Log for Preserved Samples

Sample ID	Type of Preservative	pH upon receipt	Date preservation adjusted	Time preservation adjusted	Amount of Preservative added	Lot #

Note: Whenever there is a discrepancy affecting North Carolina compliance samples, a copy of this form will be sent to the North Carolina DEHNR Certification Office (i.e. Out of hold, incorrect preservative, out of temp, incorrect containers.

Pace Analytical Services, LLC
9800 Kincey Ave. Suite 100
Huntersville, NC 28078
(704)875-9092

September 21, 2020

Andrew Street
Apex Companies - NC
5900 Northwoods Business Pkwy
Suite 5900-0
Charlotte, NC 28269

RE: Project: 2020-L1-2448 Incident
Pace Project No.: 92495945

Dear Andrew Street:

Enclosed are the analytical results for sample(s) received by the laboratory on September 17, 2020. The results relate only to the samples included in this report. Results reported herein conform to the applicable TNI/NELAC Standards and the laboratory's Quality Manual, where applicable, unless otherwise noted in the body of the report.

The test results provided in this final report were generated by each of the following laboratories within the Pace Network:

- Pace National - Mt. Juliet
- Pace Analytical Services - Asheville
- Pace Analytical Services - Charlotte

If you have any questions concerning this report, please feel free to contact me.

Sincerely,

Angela M. Baioni

Angela Baioni
angela.baioni@pacelabs.com
(704)875-9092
Project Manager

Enclosures

cc: J Culbreath, Colonial Pipeline Company
Robert Hughes, Colonial Pipeline
Margaret King, APEX Companies, LLC
Emily Little, Apex Companies
Jeff Morrison, Colonial Pipeline Company
Tom Naumann, APEX Companies - NC
Joe Nicolette, Montrose-EPS
Christopher Schultz, Apex Companies
Alex Testoff, Montrose-EPS
Michael Verdon, Colonial Pipeline Company
JM Wyatt, Colonial Pipeline Company

This report shall not be reproduced, except in full,
without the written consent of Pace Analytical Services, LLC.

Pace Analytical Services, LLC
9800 Kincey Ave. Suite 100
Huntersville, NC 28078
(704)875-9092

CERTIFICATIONS

Project: 2020-L1-2448 Incident
Pace Project No.: 92495945

Pace Analytical Services National

12065 Lebanon Road, Mt. Juliet, TN 37122
Alabama Certification #: 40660
Alaska Certification 17-026
Arizona Certification #: AZ0612
Arkansas Certification #: 88-0469
California Certification #: 2932
Canada Certification #: 1461.01
Colorado Certification #: TN00003
Connecticut Certification #: PH-0197
DOD Certification: #1461.01
EPA# TN00003
Florida Certification #: E87487
Georgia DW Certification #: 923
Georgia Certification: NELAP
Idaho Certification #: TN00003
Illinois Certification #: 200008
Indiana Certification #: C-TN-01
Iowa Certification #: 364
Kansas Certification #: E-10277
Kentucky UST Certification #: 16
Kentucky Certification #: 90010
Louisiana Certification #: AI30792
Louisiana DW Certification #: LA180010
Maine Certification #: TN0002
Maryland Certification #: 324
Massachusetts Certification #: M-TN003
Michigan Certification #: 9958
Minnesota Certification #: 047-999-395
Mississippi Certification #: TN00003
Missouri Certification #: 340
Montana Certification #: CERT0086
Nebraska Certification #: NE-OS-15-05
Nevada Certification #: TN-03-2002-34
New Hampshire Certification #: 2975
New Jersey Certification #: TN002
New Mexico DW Certification
New York Certification #: 11742
North Carolina Aquatic Toxicity Certification #: 41
North Carolina Drinking Water Certification #: 21704
North Carolina Environmental Certificate #: 375
North Dakota Certification #: R-140
Ohio VAP Certification #: CL0069
Oklahoma Certification #: 9915
Oregon Certification #: TN200002
Pennsylvania Certification #: 68-02979
Rhode Island Certification #: LAO00356
South Carolina Certification #: 84004
South Dakota Certification
Tennessee DW/Chem/Micro Certification #: 2006
Texas Certification #: T 104704245-17-14
Texas Mold Certification #: LAB0152
USDA Soil Permit #: P330-15-00234
Utah Certification #: TN00003
Virginia Certification #: VT2006
Vermont Dept. of Health: ID# VT-2006
Virginia Certification #: 460132
Washington Certification #: C847
West Virginia Certification #: 233
Wisconsin Certification #: 9980939910
Wyoming UST Certification #: via A2LA 2926.01
A2LA-ISO 17025 Certification #: 1461.01
A2LA-ISO 17025 Certification #: 1461.02
AIHA-LAP/LLC EMLAP Certification #:100789

Pace Analytical Services Charlotte

9800 Kincey Ave. Ste 100, Huntersville, NC 28078
Louisiana/NELAP Certification # LA170028
North Carolina Drinking Water Certification #: 37706
North Carolina Field Services Certification #: 5342
North Carolina Wastewater Certification #: 12
South Carolina Certification #: 99006001
Florida/NELAP Certification #: E87627
Kentucky UST Certification #: 84
Virginia/VELAP Certification #: 460221

Pace Analytical Services Asheville

2225 Riverside Drive, Asheville, NC 28804
Florida/NELAP Certification #: E87648
Massachusetts Certification #: M-NC030
North Carolina Drinking Water Certification #: 37712
North Carolina Wastewater Certification #: 40
South Carolina Certification #: 99030001
Virginia/VELAP Certification #: 460222

REPORT OF LABORATORY ANALYSIS

This report shall not be reproduced, except in full,
without the written consent of Pace Analytical Services, LLC.

Pace Analytical Services, LLC
9800 Kincey Ave. Suite 100
Huntersville, NC 28078
(704)875-9092

SAMPLE ANALYTE COUNT

Project: 2020-L1-2448 Incident
Pace Project No.: 92495945

Lab ID	Sample ID	Method	Analysts	Analytes Reported	Laboratory
92495945001	**13926A_HC_RD_20200916**	MADEP VPH	ADM	6	PAN
		EPA 6010D	SH1	1	PASI-A
		SM 6200B	CL	63	PASI-C

PAN = Pace National - Mt. Juliet
PASI-A = Pace Analytical Services - Asheville
PASI-C = Pace Analytical Services - Charlotte

This report shall not be reproduced, except in full,
without the written consent of Pace Analytical Services, LLC.

Pace Analytical Services, LLC
9800 Kincey Ave. Suite 100
Huntersville, NC 28078
(704)875-9092

ANALYTICAL RESULTS

Project: 2020-L1-2448 Incident
Pace Project No.: 92495945

Sample: 13926A_HC_RD_20200916 **Lab ID: 92495945001** Collected: 09/16/20 11:33 Received: 09/17/20 08:30 Matrix: Water

Parameters	Results	Units	Report Limit	DF	Prepared	Analyzed	CAS No.	Qual
MADEPV	Analytical Method: MADEP VPH Preparation Method: MADEPV Pace National - Mt. Juliet							
Aliphatic (C05-C08)	ND	ug/L	100	1	09/18/20 20:58	09/18/20 20:58		
Aliphatic (C09-C12)	ND	ug/L	100	1	09/18/20 20:58	09/18/20 20:58		
Aromatic (C09-C10),Unadjusted	ND	ug/L	100	1	09/18/20 20:58	09/18/20 20:58	TPHC9C10A	
Total VPH	ND	ug/L	100	1	09/18/20 20:58	09/18/20 20:58	VPH	
Surrogates								
2,5-Dibromotoluene (FID)	99.2	%	70.0-130	1	09/18/20 20:58	09/18/20 20:58	615-59-8FID	
2,5-Dibromotoluene (PID)	90.2	%	70.0-130	1	09/18/20 20:58	09/18/20 20:58	615-59-8PID	
6010 MET ICP	Analytical Method: EPA 6010D Preparation Method: EPA 3010A Pace Analytical Services - Asheville							
Lead	ND	ug/L	5.0	1	09/18/20 02:19	09/18/20 12:44	7439-92-1	BC
6200B MSV	Analytical Method: SM 6200B Pace Analytical Services - Charlotte							
Benzene	ND	ug/L	0.50	1		09/17/20 18:53	71-43-2	
Bromobenzene	ND	ug/L	0.50	1		09/17/20 18:53	108-86-1	
Bromochloromethane	ND	ug/L	0.50	1		09/17/20 18:53	74-97-5	
Bromodichloromethane	ND	ug/L	0.50	1		09/17/20 18:53	75-27-4	
Bromoform	ND	ug/L	0.50	1		09/17/20 18:53	75-25-2	
Bromomethane	ND	ug/L	5.0	1		09/17/20 18:53	74-83-9	
n-Butylbenzene	ND	ug/L	0.50	1		09/17/20 18:53	104-51-8	
sec-Butylbenzene	ND	ug/L	0.50	1		09/17/20 18:53	135-98-8	
tert-Butylbenzene	ND	ug/L	0.50	1		09/17/20 18:53	98-06-6	
Carbon tetrachloride	ND	ug/L	0.50	1		09/17/20 18:53	56-23-5	
Chlorobenzene	ND	ug/L	0.50	1		09/17/20 18:53	108-90-7	
Chloroethane	ND	ug/L	1.0	1		09/17/20 18:53	75-00-3	
Chloroform	ND	ug/L	0.50	1		09/17/20 18:53	67-66-3	
Chloromethane	ND	ug/L	1.0	1		09/17/20 18:53	74-87-3	
2-Chlorotoluene	ND	ug/L	0.50	1		09/17/20 18:53	95-49-8	
4-Chlorotoluene	ND	ug/L	0.50	1		09/17/20 18:53	106-43-4	
1,2-Dibromo-3-chloropropane	ND	ug/L	1.0	1		09/17/20 18:53	96-12-8	
Dibromochloromethane	ND	ug/L	0.50	1		09/17/20 18:53	124-48-1	
1,2-Dibromoethane (EDB)	ND	ug/L	0.50	1		09/17/20 18:53	106-93-4	
Dibromomethane	ND	ug/L	0.50	1		09/17/20 18:53	74-95-3	
1,2-Dichlorobenzene	ND	ug/L	0.50	1		09/17/20 18:53	95-50-1	
1,3-Dichlorobenzene	ND	ug/L	0.50	1		09/17/20 18:53	541-73-1	
1,4-Dichlorobenzene	ND	ug/L	0.50	1		09/17/20 18:53	106-46-7	
Dichlorodifluoromethane	ND	ug/L	0.50	1		09/17/20 18:53	75-71-8	
1,1-Dichloroethane	ND	ug/L	0.50	1		09/17/20 18:53	75-34-3	
1,2-Dichloroethane	ND	ug/L	0.50	1		09/17/20 18:53	107-06-2	
1,1-Dichloroethene	ND	ug/L	0.50	1		09/17/20 18:53	75-35-4	
cis-1,2-Dichloroethene	ND	ug/L	0.50	1		09/17/20 18:53	156-59-2	
trans-1,2-Dichloroethene	ND	ug/L	0.50	1		09/17/20 18:53	156-60-5	
1,2-Dichloropropane	ND	ug/L	0.50	1		09/17/20 18:53	78-87-5	
1,3-Dichloropropane	ND	ug/L	0.50	1		09/17/20 18:53	142-28-9	
2,2-Dichloropropane	ND	ug/L	0.50	1		09/17/20 18:53	594-20-7	

REPORT OF LABORATORY ANALYSIS

This report shall not be reproduced, except in full,
without the written consent of Pace Analytical Services, LLC.

Pace Analytical Services, LLC
9800 Kincey Ave. Suite 100
Huntersville, NC 28078
(704)875-9092

ANALYTICAL RESULTS

Project: 2020-L1-2448 Incident
Pace Project No.: 92495945

Sample: 13926A_HC_RD_20200916 **Lab ID: 92495945001** Collected: 09/16/20 11:33 Received: 09/17/20 08:30 Matrix: Water

Parameters	Results	Units	Report Limit	DF	Prepared	Analyzed	CAS No.	Qual
6200B MSV	Analytical Method: SM 6200B Pace Analytical Services - Charlotte							
1,1-Dichloropropene	ND	ug/L	0.50	1		09/17/20 18:53	563-58-6	
cis-1,3-Dichloropropene	ND	ug/L	0.50	1		09/17/20 18:53	10061-01-5	
trans-1,3-Dichloropropene	ND	ug/L	0.50	1		09/17/20 18:53	10061-02-6	
Diisopropyl ether	ND	ug/L	0.50	1		09/17/20 18:53	108-20-3	
Ethylbenzene	ND	ug/L	0.50	1		09/17/20 18:53	100-41-4	
Hexachloro-1,3-butadiene	ND	ug/L	2.0	1		09/17/20 18:53	87-68-3	
Isopropylbenzene (Cumene)	ND	ug/L	0.50	1		09/17/20 18:53	98-82-8	
Methylene Chloride	ND	ug/L	2.0	1		09/17/20 18:53	75-09-2	
Methyl-tert-butyl ether	ND	ug/L	0.50	1		09/17/20 18:53	1634-04-4	
Naphthalene	ND	ug/L	2.0	1		09/17/20 18:53	91-20-3	
n-Propylbenzene	ND	ug/L	0.50	1		09/17/20 18:53	103-65-1	
Styrene	ND	ug/L	0.50	1		09/17/20 18:53	100-42-5	
1,1,1,2-Tetrachloroethane	ND	ug/L	0.50	1		09/17/20 18:53	630-20-6	
1,1,2,2-Tetrachloroethane	ND	ug/L	0.50	1		09/17/20 18:53	79-34-5	
Tetrachloroethene	ND	ug/L	0.50	1		09/17/20 18:53	127-18-4	
Toluene	ND	ug/L	0.50	1		09/17/20 18:53	108-88-3	
1,2,3-Trichlorobenzene	ND	ug/L	2.0	1		09/17/20 18:53	87-61-6	
1,2,4-Trichlorobenzene	ND	ug/L	2.0	1		09/17/20 18:53	120-82-1	
1,1,1-Trichloroethane	ND	ug/L	0.50	1		09/17/20 18:53	71-55-6	
1,1,2-Trichloroethane	ND	ug/L	0.50	1		09/17/20 18:53	79-00-5	
Trichloroethene	ND	ug/L	0.50	1		09/17/20 18:53	79-01-6	
Trichlorofluoromethane	ND	ug/L	1.0	1		09/17/20 18:53	75-69-4	
1,2,3-Trichloropropane	ND	ug/L	0.50	1		09/17/20 18:53	96-18-4	
1,2,4-Trimethylbenzene	ND	ug/L	0.50	1		09/17/20 18:53	95-63-6	
1,3,5-Trimethylbenzene	ND	ug/L	0.50	1		09/17/20 18:53	108-67-8	
Vinyl chloride	ND	ug/L	1.0	1		09/17/20 18:53	75-01-4	
m&p-Xylene	ND	ug/L	1.0	1		09/17/20 18:53	179601-23-1	
o-Xylene	ND	ug/L	0.50	1		09/17/20 18:53	95-47-6	
Surrogates								
1,2-Dichloroethane-d4 (S)	89	%	70-130	1		09/17/20 18:53	17060-07-0	
4-Bromofluorobenzene (S)	95	%	70-130	1		09/17/20 18:53	460-00-4	
Toluene-d8 (S)	99	%	70-130	1		09/17/20 18:53	2037-26-5	

REPORT OF LABORATORY ANALYSIS

This report shall not be reproduced, except in full,
without the written consent of Pace Analytical Services, LLC.

Pace Analytical Services, LLC
9800 Kincey Ave. Suite 100
Huntersville, NC 28078
(704)875-9092

QUALITY CONTROL DATA

Project: 2020-L1-2448 Incident
Pace Project No.: 92495945

QC Batch: 1545405
QC Batch Method: MADEPV
Analysis Method: MADEP VPH
Analysis Description: MADEPV
Laboratory: Pace National - Mt. Juliet
Associated Lab Samples: 92495945001

METHOD BLANK: R3572118-1 Matrix: Water
Associated Lab Samples: 92495945001

Parameter	Units	Blank Result	Reporting Limit	Analyzed	Qualifiers
Aliphatic (C05-C08)	ug/L	ND	100	09/18/20 09:46	
Aliphatic (C09-C12)	ug/L	ND	100	09/18/20 09:46	
Aromatic (C09-C10),Unadjusted	ug/L	ND	100	09/18/20 09:46	
Total VPH	ug/L	ND	100	09/18/20 09:46	
2,5-Dibromotoluene (FID)	%	96.8	70.0-130	09/18/20 09:46	
2,5-Dibromotoluene (PID)	%	85.1	70.0-130	09/18/20 09:46	

LABORATORY CONTROL SAMPLE & LCSD: R3572118-2 R3572118-3

Parameter	Units	Spike Conc.	LCS Result	LCSD Result	LCS % Rec	LCSD % Rec	% Rec Limits	RPD	Max RPD	Qualifiers
Aliphatic (C05-C08)	ug/L	1200	1190	1190	99.2	99.2	70.0-130	0.00	25	
Aliphatic (C09-C12)	ug/L	1400	1430	1470	102	105	70.0-130	2.76	25	
Aromatic (C09-C10),Unadjusted	ug/L	200	236	212	118	106	70.0-130	10.7	25	
Total VPH	ug/L	2800	2860	2870	102	103	70.0-130	0.349	25	
2,5-Dibromotoluene (FID)	%				105	101	70.0-130			
2,5-Dibromotoluene (PID)	%				94.7	92.9	70.0-130			

Results presented on this page are in the units indicated by the "Units" column except where an alternate unit is presented to the right of the result.

REPORT OF LABORATORY ANALYSIS

This report shall not be reproduced, except in full,
without the written consent of Pace Analytical Services, LLC.

Pace Analytical Services, LLC
9800 Kincey Ave. Suite 100
Huntersville, NC 28078
(704)875-9092

QUALITY CONTROL DATA

Project: 2020-L1-2448 Incident
Pace Project No.: 92495945

QC Batch: 567317
QC Batch Method: EPA 3010A
Analysis Method: EPA 6010D
Analysis Description: 6010 MET
Laboratory: Pace Analytical Services - Asheville
Associated Lab Samples: 92495945001

METHOD BLANK: 3006542 Matrix: Water
Associated Lab Samples: 92495945001

Parameter	Units	Blank Result	Reporting Limit	Analyzed	Qualifiers
Lead	ug/L	ND	5.0	09/18/20 11:34	BC

LABORATORY CONTROL SAMPLE: 3006543

Parameter	Units	Spike Conc.	LCS Result	LCS % Rec	% Rec Limits	Qualifiers
Lead	ug/L	500	490	98	80-120	

MATRIX SPIKE & MATRIX SPIKE DUPLICATE: 3006544 3006545

Parameter	Units	92495926001 Result	MS Spike Conc.	MSD Spike Conc.	MS Result	MSD Result	MS % Rec	MSD % Rec	% Rec Limits	RPD	Qual
Lead	ug/L	ND	500	500	529	532	106	106	75-125	1	

Results presented on this page are in the units indicated by the "Units" column except where an alternate unit is presented to the right of the result.

REPORT OF LABORATORY ANALYSIS

This report shall not be reproduced, except in full,
without the written consent of Pace Analytical Services, LLC.

Pace Analytical Services, LLC
9800 Kincey Ave. Suite 100
Huntersville, NC 28078
(704)875-9092

QUALITY CONTROL DATA

Project: 2020-L1-2448 Incident
Pace Project No.: 92495945

QC Batch: 566932
QC Batch Method: SM 6200B
Analysis Method: SM 6200B
Analysis Description: 6200B MSV
Laboratory: Pace Analytical Services - Charlotte

Associated Lab Samples: 92495945001

METHOD BLANK: 3004283 Matrix: Water
Associated Lab Samples: 92495945001

Parameter	Units	Blank Result	Reporting Limit	Analyzed	Qualifiers
1,1,1,2-Tetrachloroethane	ug/L	ND	0.50	09/17/20 17:22	
1,1,1-Trichloroethane	ug/L	ND	0.50	09/17/20 17:22	
1,1,2,2-Tetrachloroethane	ug/L	ND	0.50	09/17/20 17:22	
1,1,2-Trichloroethane	ug/L	ND	0.50	09/17/20 17:22	
1,1-Dichloroethane	ug/L	ND	0.50	09/17/20 17:22	
1,1-Dichloroethene	ug/L	ND	0.50	09/17/20 17:22	
1,1-Dichloropropene	ug/L	ND	0.50	09/17/20 17:22	
1,2,3-Trichlorobenzene	ug/L	ND	2.0	09/17/20 17:22	
1,2,3-Trichloropropane	ug/L	ND	0.50	09/17/20 17:22	
1,2,4-Trichlorobenzene	ug/L	ND	2.0	09/17/20 17:22	
1,2,4-Trimethylbenzene	ug/L	ND	0.50	09/17/20 17:22	
1,2-Dibromo-3-chloropropane	ug/L	ND	1.0	09/17/20 17:22	
1,2-Dibromoethane (EDB)	ug/L	ND	0.50	09/17/20 17:22	
1,2-Dichlorobenzene	ug/L	ND	0.50	09/17/20 17:22	
1,2-Dichloroethane	ug/L	ND	0.50	09/17/20 17:22	
1,2-Dichloropropane	ug/L	ND	0.50	09/17/20 17:22	
1,3,5-Trimethylbenzene	ug/L	ND	0.50	09/17/20 17:22	
1,3-Dichlorobenzene	ug/L	ND	0.50	09/17/20 17:22	
1,3-Dichloropropane	ug/L	ND	0.50	09/17/20 17:22	
1,4-Dichlorobenzene	ug/L	ND	0.50	09/17/20 17:22	
2,2-Dichloropropane	ug/L	ND	0.50	09/17/20 17:22	
2-Chlorotoluene	ug/L	ND	0.50	09/17/20 17:22	
4-Chlorotoluene	ug/L	ND	0.50	09/17/20 17:22	
Benzene	ug/L	ND	0.50	09/17/20 17:22	
Bromobenzene	ug/L	ND	0.50	09/17/20 17:22	
Bromochloromethane	ug/L	ND	0.50	09/17/20 17:22	
Bromodichloromethane	ug/L	ND	0.50	09/17/20 17:22	
Bromoform	ug/L	ND	0.50	09/17/20 17:22	
Bromomethane	ug/L	ND	5.0	09/17/20 17:22	
Carbon tetrachloride	ug/L	ND	0.50	09/17/20 17:22	
Chlorobenzene	ug/L	ND	0.50	09/17/20 17:22	
Chloroethane	ug/L	ND	1.0	09/17/20 17:22	
Chloroform	ug/L	ND	0.50	09/17/20 17:22	
Chloromethane	ug/L	ND	1.0	09/17/20 17:22	
cis-1,2-Dichloroethene	ug/L	ND	0.50	09/17/20 17:22	
cis-1,3-Dichloropropene	ug/L	ND	0.50	09/17/20 17:22	
Dibromochloromethane	ug/L	ND	0.50	09/17/20 17:22	
Dibromomethane	ug/L	ND	0.50	09/17/20 17:22	
Dichlorodifluoromethane	ug/L	ND	0.50	09/17/20 17:22	
Diisopropyl ether	ug/L	ND	0.50	09/17/20 17:22	

Results presented on this page are in the units indicated by the "Units" column except where an alternate unit is presented to the right of the result.

REPORT OF LABORATORY ANALYSIS

This report shall not be reproduced, except in full,
without the written consent of Pace Analytical Services, LLC.

Pace Analytical Services, LLC
9800 Kincey Ave. Suite 100
Huntersville, NC 28078
(704)875-9092

QUALITY CONTROL DATA

Project: 2020-L1-2448 Incident
Pace Project No.: 92495945

METHOD BLANK: 3004283 Matrix: Water
Associated Lab Samples: 92495945001

Parameter	Units	Blank Result	Reporting Limit	Analyzed	Qualifiers
Ethylbenzene	ug/L	ND	0.50	09/17/20 17:22	
Hexachloro-1,3-butadiene	ug/L	ND	2.0	09/17/20 17:22	
Isopropylbenzene (Cumene)	ug/L	ND	0.50	09/17/20 17:22	
m&p-Xylene	ug/L	ND	1.0	09/17/20 17:22	
Methyl-tert-butyl ether	ug/L	ND	0.50	09/17/20 17:22	
Methylene Chloride	ug/L	ND	2.0	09/17/20 17:22	
n-Butylbenzene	ug/L	ND	0.50	09/17/20 17:22	
n-Propylbenzene	ug/L	ND	0.50	09/17/20 17:22	
Naphthalene	ug/L	ND	2.0	09/17/20 17:22	
o-Xylene	ug/L	ND	0.50	09/17/20 17:22	
sec-Butylbenzene	ug/L	ND	0.50	09/17/20 17:22	
Styrene	ug/L	ND	0.50	09/17/20 17:22	
tert-Butylbenzene	ug/L	ND	0.50	09/17/20 17:22	
Tetrachloroethene	ug/L	ND	0.50	09/17/20 17:22	
Toluene	ug/L	ND	0.50	09/17/20 17:22	
trans-1,2-Dichloroethene	ug/L	ND	0.50	09/17/20 17:22	
trans-1,3-Dichloropropene	ug/L	ND	0.50	09/17/20 17:22	
Trichloroethene	ug/L	ND	0.50	09/17/20 17:22	
Trichlorofluoromethane	ug/L	ND	1.0	09/17/20 17:22	
Vinyl chloride	ug/L	ND	1.0	09/17/20 17:22	
1,2-Dichloroethane-d4 (S)	%	85	70-130	09/17/20 17:22	
4-Bromofluorobenzene (S)	%	100	70-130	09/17/20 17:22	
Toluene-d8 (S)	%	107	70-130	09/17/20 17:22	

LABORATORY CONTROL SAMPLE: 3004284

Parameter	Units	Spike Conc.	LCS Result	LCS % Rec	% Rec Limits	Qualifiers
1,1,1,2-Tetrachloroethane	ug/L	50	47.1	94	60-140	
1,1,1-Trichloroethane	ug/L	50	52.6	105	60-140	
1,1,2,2-Tetrachloroethane	ug/L	50	52.5	105	60-140	
1,1,2-Trichloroethane	ug/L	50	49.8	100	60-140	
1,1-Dichloroethane	ug/L	50	52.3	105	60-140	
1,1-Dichloroethene	ug/L	50	56.6	113	60-140	
1,1-Dichloropropene	ug/L	50	51.4	103	60-140	
1,2,3-Trichlorobenzene	ug/L	50	46.0	92	60-140	
1,2,3-Trichloropropane	ug/L	50	55.5	111	60-140	
1,2,4-Trichlorobenzene	ug/L	50	47.0	94	60-140	
1,2,4-Trimethylbenzene	ug/L	50	50.8	102	60-140	
1,2-Dibromo-3-chloropropane	ug/L	50	52.5	105	60-140	
1,2-Dibromoethane (EDB)	ug/L	50	59.3	119	60-140	
1,2-Dichlorobenzene	ug/L	50	50.6	101	60-140	
1,2-Dichloroethane	ug/L	50	50.8	102	60-140	
1,2-Dichloropropane	ug/L	50	53.9	108	60-140	
1,3,5-Trimethylbenzene	ug/L	50	56.0	112	60-140	

Results presented on this page are in the units indicated by the "Units" column except where an alternate unit is presented to the right of the result.

REPORT OF LABORATORY ANALYSIS

This report shall not be reproduced, except in full,
without the written consent of Pace Analytical Services, LLC.

Pace Analytical Services, LLC
9800 Kincey Ave. Suite 100
Huntersville, NC 28078
(704)875-9092

QUALITY CONTROL DATA

Project: 2020-L1-2448 Incident
Pace Project No.: 92495945

LABORATORY CONTROL SAMPLE: 3004284

Parameter	Units	Spike Conc.	LCS Result	LCS % Rec	% Rec Limits	Qualifiers
1,3-Dichlorobenzene	ug/L	50	49.6	99	60-140	
1,3-Dichloropropane	ug/L	50	55.9	112	60-140	
1,4-Dichlorobenzene	ug/L	50	50.1	100	60-140	
2,2-Dichloropropane	ug/L	50	50.4	101	60-140	
2-Chlorotoluene	ug/L	50	54.1	108	60-140	
4-Chlorotoluene	ug/L	50	49.9	100	60-140	
Benzene	ug/L	50	57.0	114	60-140	
Bromobenzene	ug/L	50	46.8	94	60-140	
Bromochloromethane	ug/L	50	52.7	105	60-140	
Bromodichloromethane	ug/L	50	46.2	92	60-140	
Bromoform	ug/L	50	53.7	107	60-140	
Bromomethane	ug/L	50	49.3	99	60-140	
Carbon tetrachloride	ug/L	50	51.3	103	60-140	
Chlorobenzene	ug/L	50	56.1	112	60-140	
Chloroethane	ug/L	50	53.3	107	60-140	
Chloroform	ug/L	50	53.6	107	60-140	
Chloromethane	ug/L	50	40.9	82	60-140	
cis-1,2-Dichloroethene	ug/L	50	53.1	106	60-140	
cis-1,3-Dichloropropene	ug/L	50	52.5	105	60-140	
Dibromochloromethane	ug/L	50	47.5	95	60-140	
Dibromomethane	ug/L	50	54.1	108	60-140	
Dichlorodifluoromethane	ug/L	50	32.8	66	60-140	
Diisopropyl ether	ug/L	50	53.6	107	60-140	
Ethylbenzene	ug/L	50	53.9	108	60-140	
Hexachloro-1,3-butadiene	ug/L	50	46.3	93	60-140	
Isopropylbenzene (Cumene)	ug/L	50	51.1	102	60-140	
m&p-Xylene	ug/L	100	99.5	99	60-140	
Methyl-tert-butyl ether	ug/L	50	46.3	93	60-140	
Methylene Chloride	ug/L	50	45.9	92	60-140	
n-Butylbenzene	ug/L	50	53.5	107	60-140	
n-Propylbenzene	ug/L	50	50.0	100	60-140	
Naphthalene	ug/L	50	46.0	92	60-140	
o-Xylene	ug/L	50	52.2	104	60-140	
sec-Butylbenzene	ug/L	50	50.4	101	60-140	
Styrene	ug/L	50	54.6	109	60-140	
tert-Butylbenzene	ug/L	50	44.3	89	60-140	
Tetrachloroethene	ug/L	50	54.5	109	60-140	
Toluene	ug/L	50	50.6	101	60-140	
trans-1,2-Dichloroethene	ug/L	50	54.4	109	60-140	
trans-1,3-Dichloropropene	ug/L	50	49.3	99	60-140	
Trichloroethene	ug/L	50	56.1	112	60-140	
Trichlorofluoromethane	ug/L	50	45.4	91	60-140	
Vinyl chloride	ug/L	50	47.1	94	60-140	
1,2-Dichloroethane-d4 (S)	%			95	70-130	
4-Bromofluorobenzene (S)	%			97	70-130	
Toluene-d8 (S)	%			96	70-130	

Results presented on this page are in the units indicated by the "Units" column except where an alternate unit is presented to the right of the result.

REPORT OF LABORATORY ANALYSIS

This report shall not be reproduced, except in full,
without the written consent of Pace Analytical Services, LLC.

Pace Analytical Services, LLC
9800 Kincey Ave. Suite 100
Huntersville, NC 28078
(704)875-9092

QUALITY CONTROL DATA

Project: 2020-L1-2448 Incident
Pace Project No.: 92495945

MATRIX SPIKE & MATRIX SPIKE DUPLICATE: 3004285 3004286

Parameter	Units	92495240002 Result	MS Spike Conc.	MSD Spike Conc.	MS Result	MSD Result	MS % Rec	MSD % Rec	% Rec Limits	RPD	Qual
1,1,1,2-Tetrachloroethane	ug/L	ND	2000	2000	1990	2010	99	101	60-140	1	
1,1,1-Trichloroethane	ug/L	ND	2000	2000	2370	2400	119	120	60-140	1	
1,1,2,2-Tetrachloroethane	ug/L	ND	2000	2000	2360	2190	118	110	60-140	8	
1,1,2-Trichloroethane	ug/L	ND	2000	2000	2550	1560	128	78	60-140	48	R1
1,1-Dichloroethane	ug/L	ND	2000	2000	1990	2090	100	104	60-140	5	
1,1-Dichloroethene	ug/L	ND	2000	2000	2810	2940	140	147	60-140	4	M1
1,1-Dichloropropene	ug/L	ND	2000	2000	2430	2180	121	109	60-140	11	
1,2,3-Trichlorobenzene	ug/L	ND	2000	2000	1710	2130	86	106	60-140	22	
1,2,3-Trichloropropane	ug/L	ND	2000	2000	2230	2140	112	107	60-140	4	
1,2,4-Trichlorobenzene	ug/L	ND	2000	2000	1720	2180	86	109	60-140	23	
1,2,4-Trimethylbenzene	ug/L	1040	2000	2000	3440	3350	120	116	60-140	3	
1,2-Dibromo-3-chloropropane	ug/L	ND	2000	2000	1950	2290	97	115	60-140	16	
1,2-Dibromoethane (EDB)	ug/L	ND	2000	2000	2300	2320	115	116	60-140	1	
1,2-Dichlorobenzene	ug/L	ND	2000	2000	2120	2280	106	114	60-140	7	
1,2-Dichloroethane	ug/L	ND	2000	2000	2020	2160	101	108	60-140	7	
1,2-Dichloropropane	ug/L	ND	2000	2000	2130	2240	106	112	60-140	5	
1,3,5-Trimethylbenzene	ug/L	232	2000	2000	2640	2550	121	116	60-140	3	
1,3-Dichlorobenzene	ug/L	ND	2000	2000	2250	2210	113	111	60-140	2	
1,3-Dichloropropane	ug/L	ND	2000	2000	2300	2370	115	118	60-140	3	
1,4-Dichlorobenzene	ug/L	ND	2000	2000	2200	2200	110	110	60-140	0	
2,2-Dichloropropane	ug/L	ND	2000	2000	2050	2110	103	106	60-140	3	
2-Chlorotoluene	ug/L	ND	2000	2000	2440	2300	122	115	60-140	6	
4-Chlorotoluene	ug/L	ND	2000	2000	2320	2180	116	109	60-140	6	
Benzene	ug/L	4010	2000	2000	7760	5530	187	76	60-140	34	M1,R1
Bromobenzene	ug/L	ND	2000	2000	2330	2150	116	107	60-140	8	
Bromochloromethane	ug/L	ND	2000	2000	2290	2230	115	111	60-140	3	
Bromodichloromethane	ug/L	ND	2000	2000	1860	1880	93	94	60-140	1	
Bromoform	ug/L	ND	2000	2000	2160	2200	108	110	60-140	2	
Bromomethane	ug/L	ND	2000	2000	1990	2390	100	119	60-140	18	
Carbon tetrachloride	ug/L	ND	2000	2000	2720	2090	136	105	60-140	26	
Chlorobenzene	ug/L	ND	2000	2000	2290	2230	115	112	60-140	3	
Chloroethane	ug/L	ND	2000	2000	2500	2630	125	131	60-140	5	
Chloroform	ug/L	ND	2000	2000	2590	2460	129	123	60-140	5	
Chloromethane	ug/L	ND	2000	2000	2070	1960	104	98	60-140	6	
cis-1,2-Dichloroethene	ug/L	ND	2000	2000	2220	2340	111	117	60-140	5	
cis-1,3-Dichloropropene	ug/L	ND	2000	2000	2110	1990	106	99	60-140	6	
Dibromochloromethane	ug/L	ND	2000	2000	1850	1900	92	95	60-140	3	
Dibromomethane	ug/L	ND	2000	2000	2230	2160	112	108	60-140	3	
Dichlorodifluoromethane	ug/L	ND	2000	2000	1440	1500	72	75	60-140	4	
Diisopropyl ether	ug/L	ND	2000	2000	1890	1890	94	95	60-140	0	
Ethylbenzene	ug/L	1670	2000	2000	4020	4020	117	117	60-140	0	
Hexachloro-1,3-butadiene	ug/L	ND	2000	2000	1810	2140	90	107	60-140	17	
Isopropylbenzene (Cumene)	ug/L	ND	2000	2000	2380	2360	117	116	60-140	1	
m&p-Xylene	ug/L	4930	4000	4000	9560	9660	116	118	60-140	1	
Methyl-tert-butyl ether	ug/L	ND	2000	2000	1700	1720	85	86	60-140	1	
Methylene Chloride	ug/L	ND	2000	2000	1700	1740	85	87	60-140	3	

Results presented on this page are in the units indicated by the "Units" column except where an alternate unit is presented to the right of the result.

REPORT OF LABORATORY ANALYSIS

This report shall not be reproduced, except in full,
without the written consent of Pace Analytical Services, LLC.

Pace Analytical Services, LLC
9800 Kincey Ave. Suite 100
Huntersville, NC 28078
(704)875-9092

QUALITY CONTROL DATA

Project: 2020-L1-2448 Incident
Pace Project No.: 92495945

MATRIX SPIKE & MATRIX SPIKE DUPLICATE: 3004285 3004286

Parameter	Units	92495240002 Result	MS Spike Conc.	MSD Spike Conc.	MS Result	MSD Result	MS % Rec	MSD % Rec	% Rec Limits	RPD	Qual
n-Butylbenzene	ug/L	ND	2000	2000	2360	2280	118	114	60-140	4	
n-Propylbenzene	ug/L	130	2000	2000	2580	2430	122	115	60-140	6	
Naphthalene	ug/L	536	2000	2000	2250	2710	86	109	60-140	19	
o-Xylene	ug/L	2080	2000	2000	4300	4330	111	112	60-140	1	
sec-Butylbenzene	ug/L	ND	2000	2000	2400	2310	120	116	60-140	3	
Styrene	ug/L	ND	2000	2000	2440	2360	122	118	60-140	3	
tert-Butylbenzene	ug/L	ND	2000	2000	2080	2030	104	101	60-140	3	
Tetrachloroethene	ug/L	ND	2000	2000	2160	2400	108	120	60-140	11	
Toluene	ug/L	12700	2000	2000	15100	13400	120	37	60-140	12	M1
trans-1,2-Dichloroethene	ug/L	ND	2000	2000	1960	2070	98	103	60-140	5	
trans-1,3-Dichloropropene	ug/L	ND	2000	2000	2440	1480	122	74	60-140	49	R1
Trichloroethene	ug/L	ND	2000	2000	2220	2210	111	111	60-140	0	
Trichlorofluoromethane	ug/L	ND	2000	2000	2160	2330	108	117	60-140	7	
Vinyl chloride	ug/L	ND	2000	2000	2310	2340	116	117	60-140	1	
1,2-Dichloroethane-d4 (S)	%						93	103	70-130		
4-Bromofluorobenzene (S)	%						101	100	70-130		
Toluene-d8 (S)	%						97	86	70-130		

Results presented on this page are in the units indicated by the "Units" column except where an alternate unit is presented to the right of the result.

REPORT OF LABORATORY ANALYSIS

This report shall not be reproduced, except in full,
without the written consent of Pace Analytical Services, LLC.

Pace Analytical Services, LLC
9800 Kincey Ave. Suite 100
Huntersville, NC 28078
(704)875-9092

QUALIFIERS

Project: 2020-L1-2448 Incident
Pace Project No.: 92495945

DEFINITIONS

DF - Dilution Factor, if reported, represents the factor applied to the reported data due to dilution of the sample aliquot.

ND - Not Detected at or above adjusted reporting limit.

TNTC - Too Numerous To Count

J - Estimated concentration above the adjusted method detection limit and below the adjusted reporting limit.

MDL - Adjusted Method Detection Limit.

PQL - Practical Quantitation Limit.

RL - Reporting Limit - The lowest concentration value that meets project requirements for quantitative data with known precision and bias for a specific analyte in a specific matrix.

S - Surrogate

1,2-Diphenylhydrazine decomposes to and cannot be separated from Azobenzene using Method 8270. The result for each analyte is a combined concentration.

Consistent with EPA guidelines, unrounded data are displayed and have been used to calculate % recovery and RPD values.

LCS(D) - Laboratory Control Sample (Duplicate)

MS(D) - Matrix Spike (Duplicate)

DUP - Sample Duplicate

RPD - Relative Percent Difference

NC - Not Calculable.

SG - Silica Gel - Clean-Up

U - Indicates the compound was analyzed for, but not detected.

Acid preservation may not be appropriate for 2 Chloroethylvinyl ether.

A separate vial preserved to a pH of 4-5 is recommended in SW846 Chapter 4 for the analysis of Acrolein and Acrylonitrile by EPA Method 8260.

N-Nitrosodiphenylamine decomposes and cannot be separated from Diphenylamine using Method 8270. The result reported for each analyte is a combined concentration.

Pace Analytical is TNI accredited. Contact your Pace PM for the current list of accredited analytes.

TNI - The NELAC Institute.

ANALYTE QUALIFIERS

BC	The same analyte was detected in an associated blank at a concentration above 1/2 the reporting limit but below the laboratory reporting limit.
M1	Matrix spike recovery exceeded QC limits. Batch accepted based on laboratory control sample (LCS) recovery.
R1	RPD value was outside control limits.

This report shall not be reproduced, except in full,
without the written consent of Pace Analytical Services, LLC.

Pace Analytical Services, LLC
9800 Kincey Ave. Suite 100
Huntersville, NC 28078
(704)875-9092

QUALITY CONTROL DATA CROSS REFERENCE TABLE

Project: 2020-L1-2448 Incident
Pace Project No.: 92495945

Lab ID	Sample ID	QC Batch Method	QC Batch	Analytical Method	Analytical Batch
92495945001	**13926A_HC_RD_20200916**	MADEPV	1545405	MADEP VPH	1545405
92495945001	**13926A_HC_RD_20200916**	EPA 3010A	567317	EPA 6010D	567327
92495945001	**13926A_HC_RD_20200916**	SM 6200B	566932		

This report shall not be reproduced, except in full,
without the written consent of Pace Analytical Services, LLC.

WO# : 92495945

92495945

CHAIN-OF-CUSTODY Analytical Request Document

Pace Analytical

Chain-of-Custody is a LEGAL DOCUMENT - Complete all relevent fields

LAB USE ONLY

nber or

Company: Apex Companies, LLC	Billing Information:
Address:	
Report To: Andrew Street	Email To: Andrew.Street@apexcos.com
Copy To:	Site Collection Info/Address: 13926 Huntersville Concord Rd
Customer Project Name/Number: 2020-LI-2448 Incident	State: NC County/City: Huntersville Time Zone Collected: [ ] PT [ ] MT [ ] CT [X] ET
Phone: Email:	Site/Facility ID #: Compliance Monitoring? [ ] Yes [ ] No
Collected By (print): Rylie Zigler	Purchase Order #: Quote #: DW PWS ID #: DW Location Code:
Collected By (signature):	Turnaround Date Required: ASAP Immediately Packed on Ice: [X] Yes [ ] No
Sample Disposal: [ ] Dispose as appropriate [ ] Return [ ] Archive: [ ] Hold:	Rush: [ ] Same Day [ ] Next Day [ ] 2 Day [ ] 3 Day [ ] 4 Day [ ] 5 Day (Expedite Charges Apply) Field Filtered (if applicable): [ ] Yes [ ] No Analysis:

Container Preservative Type: 3 3 1

Lab Project Manager:

** Preservative Types: (1) nitric acid, (2) sulfuric acid, (3) hydrochloric acid, (4) sodium hydroxide, (5) zinc acetate, (6) methanol, (7) sodium bisulfate, (8) sodium thiosulfate, (9) hexane, (A) ascorbic acid, (B) ammonium sulfate, (C) ammonium hydroxide, (D) TSP, (U) Unpreserved, (O) Other _____

* Matrix Codes (Insert in Matrix box below): Drinking Water (DW), Ground Water (GW), Wastewater (WW), Product (P), Soil/Solid (SL), Oil (OL), Wipe (WP), Air (AR), Tissue (TS), Bioassay (B), Vapor (V), Other (OT)

Customer Sample ID	Matrix *	Comp / Grab	Collected (or Composite Start) Date	Collected (or Composite Start) Time	Composite End Date	Composite End Time	Res Cl	# of Ctns	Analyses: VOCs SM 6200B	MADEP VPH	Lead	Lab Profile/Line:
13926A-HLRD-20200916	DW	G	9/16/20	1133				8	X	X	X	92495945 001

Lab Sample Receipt Checklist:

Custody Seals Present/Intact	Y	(N)	NA
Custody Signatures Present	(Y)	N	NA
Collector Signature Present	(Y)	N	NA
Bottles Intact	(Y)	N	NA
Correct Bottles	(Y)	N	NA
Sufficient Volume	(Y)	N	NA
Samples Received on Ice	(Y)	N	NA
VOA - Headspace Acceptable	(Y)	N	NA
USDA Regulated Soils	Y	N	(NA)
Samples in Holding Time	(Y)	N	NA
Residual Chlorine Present	Y	N	(NA)
Cl Strips:			
Sample pH Acceptable	(Y)	N	NA
pH Strips:			
Sulfide Present	Y	N	(NA)
Lead Acetate Strips:			

LAB USE ONLY:
Lab Sample # / Comments:

Customer Remarks / Special Conditions / Possible Hazards:

Type of Ice Used: (Wet) Blue Dry None

Packing Material Used: b. bags

Radchem sample(s) screened (<500 cpm): Y N (NA)

SHORT HOLDS PRESENT (<72 hours): Y (N) N/A

Lab Tracking #: 2539418

Samples received via: FEDEX UPS (Client) Courier Pace Courier

Lab Sample Temperature Info:
Temp Blank Received: Y (N) NA
Therm ID#: IR9TT061
Cooler 1 Temp Upon Receipt: 3.3 oC
Cooler 1 Therm Corr. Factor: +0 oC
Cooler 1 Corrected Temp: 3.3 oC
Comments:

Relinquished by/Company: (Signature)	Date/Time:	Received by/Company: (Signature)	Date/Time:
Apex	9-17-20/0830	PACE	9-17-20 8:30
Relinquished by/Company: (Signature)	Date/Time:	Received by/Company: (Signature)	Date/Time:
Relinquished by/Company: (Signature)	Date/Time:	Received by/Company: (Signature)	Date/Time:

MTJL LAB USE ONLY
Table #:
Acctnum:
Template:
Prelogin:
PM:
PB:

Trip Blank Received: Y (N) NA
HCL MeOH TSP Other

Non Conformance(s): YES / NO

Page: _____ of: _____

*Check mark top half of box if pH and/or dechlorination is verified and within the acceptance range for preservation samples.

Exceptions: VOA, Coliform, TOC, Oil and Grease, DRO/8015 (water) DOC, LLHg

**Bottom half of box is to list number of bottle

Project # **WO# : 92495945**

PM: AMB Due Date: 09/18/1

CLIENT: 92-APEX MOOR

Item#	BP4U-125 mL Plastic Unpreserved (N/A) (Cl-)	BP3U-250 mL Plastic Unpreserved (N/A)	BP2U-500 mL Plastic Unpreserved (N/A)	BP1U-1 liter Plastic Unpreserved (N/A)	BP4S-125 mL Plastic H2SO4 (pH < 2) (Cl-)	BP3N-250 mL plastic HNO3 (pH < 2)	BP4Z-125 mL Plastic ZN Acetate & NaOH (>9)	BP4C-125 mL Plastic NaOH (pH > 12) (Cl-)	WGFU-Wide-mouthed Glass jar Unpreserved	AG1U-1 liter Amber Unpreserved (N/A) (Cl-)	AG1H-1 liter Amber HCl (pH < 2)	AG3U-250 mL Amber Unpreserved (N/A) (Cl-)	AG1S-1 liter Amber H2SO4 (pH < 2)	AG3S-250 mL Amber H2SO4 (pH < 2)	AG3A(DG3A)-250 mL Amber NH4Cl (N/A)(Cl-)	DG9H-40 mL VOA HCl (N/A)	VG9T-40 mL VOA Na2S2O3 (N/A)	VG9U-40 mL VOA Unp (N/A)	DG9P-40 mL VOA H3PO4 (N/A)	VOAK (6 vials per kit)-5035 kit (N/A)	V/GK (3 vials per kit)-VPH/Gas kit (N/A)	SP5T-125 mL Sterile Plastic (N/A – lab)	SP2T-250 mL Sterile Plastic (N/A – lab)		BP3A-250 mL Plastic (NH2)2SO4 (9.3-9.7)	AGOU-100 mL Amber Unpreserved vials (N/A)	VSGU-20 mL Scintillation vials (N/A)	DG9U-40 mL Amber Unpreserved vials (N/A)
1						1										7												
2																												
3																												
4																												
5																												
6																												
7																												
8																												
9																												
10																												
11																												
12																												

pH Adjustment Log for Preserved Samples

Sample ID	Type of Preservative	pH upon receipt	Date preservation adjusted	Time preservation adjusted	Amount of Preservative added	Lot #

Note: Whenever there is a discrepancy affecting North Carolina compliance samples, a copy of this form will be sent to the North Carolina DEHNR Certification Office (i.e. Out of hold, incorrect preservative, out of temp, incorrect containers.

Pace Analytical Services, LLC
9800 Kincey Ave. Suite 100
Huntersville, NC 28078
(704)875-9092

September 30, 2020

Andrew Street
Apex Companies - NC
5900 Northwoods Business Pkwy
Suite 5900-0
Charlotte, NC 28269

RE: Project: 2020-L1-2448 Incident
Pace Project No.: 92497401

Dear Andrew Street:

Enclosed are the analytical results for sample(s) received by the laboratory on September 25, 2020. The results relate only to the samples included in this report. Results reported herein conform to the applicable TNI/NELAC Standards and the laboratory's Quality Manual, where applicable, unless otherwise noted in the body of the report.

The test results provided in this final report were generated by each of the following laboratories within the Pace Network:

- Pace National - Mt. Juliet
- Pace Analytical Services - Asheville
- Pace Analytical Services - Charlotte

A revised report is being submitted on 9/30/2020 to revise the sample ID by removing the extra spacing..

If you have any questions concerning this report, please feel free to contact me.

Sincerely,

Angela M. Baioni

Angela Baioni
angela.baioni@pacelabs.com
(704)875-9092
Project Manager

Enclosures

cc: J Culbreath, Colonial Pipeline Company
Robert Hughes, Colonial Pipeline
Margaret King, APEX Companies, LLC
Emily Little, Apex Companies
Jeff Morrison, Colonial Pipeline Company
Tom Naumann, APEX Companies - NC
Joe Nicolette, Montrose-EPS
Christopher Schultz, Apex Companies
Alex Testoff, Montrose-EPS
Michael Verdon, Colonial Pipeline Company
JM Wyatt, Colonial Pipeline Company

REPORT OF LABORATORY ANALYSIS

This report shall not be reproduced, except in full,
without the written consent of Pace Analytical Services, LLC.

Pace Analytical Services, LLC
9800 Kincey Ave. Suite 100
Huntersville, NC 28078
(704)875-9092

CERTIFICATIONS

Project: 2020-L1-2448 Incident
Pace Project No.: 92497401

Pace Analytical Services National

12065 Lebanon Road, Mt. Juliet, TN 37122
Alabama Certification #: 40660
Alaska Certification 17-026
Arizona Certification #: AZ0612
Arkansas Certification #: 88-0469
California Certification #: 2932
Canada Certification #: 1461.01
Colorado Certification #: TN00003
Connecticut Certification #: PH-0197
DOD Certification: #1461.01
EPA# TN00003
Florida Certification #: E87487
Georgia DW Certification #: 923
Georgia Certification: NELAP
Idaho Certification #: TN00003
Illinois Certification #: 200008
Indiana Certification #: C-TN-01
Iowa Certification #: 364
Kansas Certification #: E-10277
Kentucky UST Certification #: 16
Kentucky Certification #: 90010
Louisiana Certification #: AI30792
Louisiana DW Certification #: LA180010
Maine Certification #: TN0002
Maryland Certification #: 324
Massachusetts Certification #: M-TN003
Michigan Certification #: 9958
Minnesota Certification #: 047-999-395
Mississippi Certification #: TN00003
Missouri Certification #: 340
Montana Certification #: CERT0086
Nebraska Certification #: NE-OS-15-05
Nevada Certification #: TN-03-2002-34
New Hampshire Certification #: 2975
New Jersey Certification #: TN002
New Mexico DW Certification
New York Certification #: 11742
North Carolina Aquatic Toxicity Certification #: 41
North Carolina Drinking Water Certification #: 21704
North Carolina Environmental Certificate #: 375
North Dakota Certification #: R-140
Ohio VAP Certification #: CL0069
Oklahoma Certification #: 9915
Oregon Certification #: TN200002
Pennsylvania Certification #: 68-02979
Rhode Island Certification #: LAO00356
South Carolina Certification #: 84004
South Dakota Certification
Tennessee DW/Chem/Micro Certification #: 2006
Texas Certification #: T 104704245-17-14
Texas Mold Certification #: LAB0152
USDA Soil Permit #: P330-15-00234
Utah Certification #: TN00003
Vermont Dept. of Health: ID# VT-2006
Virginia Certification #: VT2006
Virginia Certification #: 460132
Washington Certification #: C847
West Virginia Certification #: 233
Wisconsin Certification #: 9980939910
Wyoming UST Certification #: via A2LA 2926.01
A2LA-ISO 17025 Certification #: 1461.01
A2LA-ISO 17025 Certification #: 1461.02
AIHA-LAP/LLC EMLAP Certification #:100789

Pace Analytical Services Charlotte

9800 Kincey Ave. Ste 100, Huntersville, NC 28078
Louisiana/NELAP Certification # LA170028
North Carolina Drinking Water Certification #: 37706
North Carolina Field Services Certification #: 5342
North Carolina Wastewater Certification #: 12
South Carolina Certification #: 99006001
Florida/NELAP Certification #: E87627
Kentucky UST Certification #: 84
Virginia/VELAP Certification #: 460221

Pace Analytical Services Asheville

2225 Riverside Drive, Asheville, NC 28804
Florida/NELAP Certification #: E87648
Massachusetts Certification #: M-NC030
North Carolina Drinking Water Certification #: 37712
North Carolina Wastewater Certification #: 40
South Carolina Certification #: 99030001
Virginia/VELAP Certification #: 460222

REPORT OF LABORATORY ANALYSIS

This report shall not be reproduced, except in full,
without the written consent of Pace Analytical Services, LLC.

Pace Analytical Services, LLC
9800 Kincey Ave. Suite 100
Huntersville, NC 28078
(704)875-9092

SAMPLE ANALYTE COUNT

Project: 2020-L1-2448 Incident
Pace Project No.: 92497401

Lab ID	Sample ID	Method	Analysts	Analytes Reported	Laboratory
92497401001	**13926A_HC_RD 20200924**	MADEP VPH	DWR	6	PAN
		EPA 6010D	DS	1	PASI-A
		SM 6200B	CL	63	PASI-C

PAN = Pace National - Mt. Juliet
PASI-A = Pace Analytical Services - Asheville
PASI-C = Pace Analytical Services - Charlotte

This report shall not be reproduced, except in full,
without the written consent of Pace Analytical Services, LLC.

Pace Analytical Services, LLC
9800 Kincey Ave. Suite 100
Huntersville, NC 28078
(704)875-9092

ANALYTICAL RESULTS

Project: 2020-L1-2448 Incident
Pace Project No.: 92497401

Sample: 13926A_HC_RD 20200924 **Lab ID: 92497401001** Collected: 09/24/20 17:45 Received: 09/25/20 12:10 Matrix: Water

Parameters	Results	Units	Report Limit	DF	Prepared	Analyzed	CAS No.	Qual
MADEPV	Analytical Method: MADEP VPH Preparation Method: MADEPV Pace National - Mt. Juliet							
Aliphatic (C05-C08)	ND	ug/L	100	1	09/27/20 06:49	09/27/20 06:49		
Aliphatic (C09-C12)	ND	ug/L	100	1	09/27/20 06:49	09/27/20 06:49		
Aromatic (C09-C10),Unadjusted	ND	ug/L	100	1	09/27/20 06:49	09/27/20 06:49	TPHC9C10A	
Total VPH	ND	ug/L	100	1	09/27/20 06:49	09/27/20 06:49	VPH	
Surrogates								
2,5-Dibromotoluene (FID)	92.7	%	70.0-130	1	09/27/20 06:49	09/27/20 06:49	615-59-8FID	
2,5-Dibromotoluene (PID)	81.5	%	70.0-130	1	09/27/20 06:49	09/27/20 06:49	615-59-8PID	
6010 MET ICP	Analytical Method: EPA 6010D Preparation Method: EPA 3010A Pace Analytical Services - Asheville							
Lead	ND	ug/L	5.0	1	09/26/20 00:58	09/27/20 15:50	7439-92-1	
6200B MSV	Analytical Method: SM 6200B Pace Analytical Services - Charlotte							
Benzene	ND	ug/L	0.50	1		09/26/20 11:57	71-43-2	
Bromobenzene	ND	ug/L	0.50	1		09/26/20 11:57	108-86-1	
Bromochloromethane	ND	ug/L	0.50	1		09/26/20 11:57	74-97-5	
Bromodichloromethane	ND	ug/L	0.50	1		09/26/20 11:57	75-27-4	
Bromoform	ND	ug/L	0.50	1		09/26/20 11:57	75-25-2	
Bromomethane	ND	ug/L	5.0	1		09/26/20 11:57	74-83-9	
n-Butylbenzene	ND	ug/L	0.50	1		09/26/20 11:57	104-51-8	
sec-Butylbenzene	ND	ug/L	0.50	1		09/26/20 11:57	135-98-8	
tert-Butylbenzene	ND	ug/L	0.50	1		09/26/20 11:57	98-06-6	
Carbon tetrachloride	ND	ug/L	0.50	1		09/26/20 11:57	56-23-5	
Chlorobenzene	ND	ug/L	0.50	1		09/26/20 11:57	108-90-7	
Chloroethane	ND	ug/L	1.0	1		09/26/20 11:57	75-00-3	
Chloroform	ND	ug/L	0.50	1		09/26/20 11:57	67-66-3	
Chloromethane	ND	ug/L	1.0	1		09/26/20 11:57	74-87-3	
2-Chlorotoluene	ND	ug/L	0.50	1		09/26/20 11:57	95-49-8	
4-Chlorotoluene	ND	ug/L	0.50	1		09/26/20 11:57	106-43-4	
1,2-Dibromo-3-chloropropane	ND	ug/L	1.0	1		09/26/20 11:57	96-12-8	
Dibromochloromethane	ND	ug/L	0.50	1		09/26/20 11:57	124-48-1	
1,2-Dibromoethane (EDB)	ND	ug/L	0.50	1		09/26/20 11:57	106-93-4	
Dibromomethane	ND	ug/L	0.50	1		09/26/20 11:57	74-95-3	
1,2-Dichlorobenzene	ND	ug/L	0.50	1		09/26/20 11:57	95-50-1	
1,3-Dichlorobenzene	ND	ug/L	0.50	1		09/26/20 11:57	541-73-1	
1,4-Dichlorobenzene	ND	ug/L	0.50	1		09/26/20 11:57	106-46-7	
Dichlorodifluoromethane	ND	ug/L	0.50	1		09/26/20 11:57	75-71-8	
1,1-Dichloroethane	ND	ug/L	0.50	1		09/26/20 11:57	75-34-3	
1,2-Dichloroethane	ND	ug/L	0.50	1		09/26/20 11:57	107-06-2	
1,1-Dichloroethene	ND	ug/L	0.50	1		09/26/20 11:57	75-35-4	
cis-1,2-Dichloroethene	ND	ug/L	0.50	1		09/26/20 11:57	156-59-2	
trans-1,2-Dichloroethene	ND	ug/L	0.50	1		09/26/20 11:57	156-60-5	
1,2-Dichloropropane	ND	ug/L	0.50	1		09/26/20 11:57	78-87-5	
1,3-Dichloropropane	ND	ug/L	0.50	1		09/26/20 11:57	142-28-9	
2,2-Dichloropropane	ND	ug/L	0.50	1		09/26/20 11:57	594-20-7	

REPORT OF LABORATORY ANALYSIS

This report shall not be reproduced, except in full,
without the written consent of Pace Analytical Services, LLC.

Pace Analytical Services, LLC
9800 Kincey Ave. Suite 100
Huntersville, NC 28078
(704)875-9092

ANALYTICAL RESULTS

Project: 2020-L1-2448 Incident
Pace Project No.: 92497401

Sample: 13926A_HC_RD 20200924 **Lab ID: 92497401001** Collected: 09/24/20 17:45 Received: 09/25/20 12:10 Matrix: Water

Parameters	Results	Units	Report Limit	DF	Prepared	Analyzed	CAS No.	Qual
6200B MSV	Analytical Method: SM 6200B Pace Analytical Services - Charlotte							
1,1-Dichloropropene	ND	ug/L	0.50	1		09/26/20 11:57	563-58-6	
cis-1,3-Dichloropropene	ND	ug/L	0.50	1		09/26/20 11:57	10061-01-5	
trans-1,3-Dichloropropene	ND	ug/L	0.50	1		09/26/20 11:57	10061-02-6	
Diisopropyl ether	ND	ug/L	0.50	1		09/26/20 11:57	108-20-3	
Ethylbenzene	ND	ug/L	0.50	1		09/26/20 11:57	100-41-4	
Hexachloro-1,3-butadiene	ND	ug/L	2.0	1		09/26/20 11:57	87-68-3	
Isopropylbenzene (Cumene)	ND	ug/L	0.50	1		09/26/20 11:57	98-82-8	
Methylene Chloride	ND	ug/L	2.0	1		09/26/20 11:57	75-09-2	
Methyl-tert-butyl ether	ND	ug/L	0.50	1		09/26/20 11:57	1634-04-4	
Naphthalene	ND	ug/L	2.0	1		09/26/20 11:57	91-20-3	
n-Propylbenzene	ND	ug/L	0.50	1		09/26/20 11:57	103-65-1	
Styrene	ND	ug/L	0.50	1		09/26/20 11:57	100-42-5	
1,1,1,2-Tetrachloroethane	ND	ug/L	0.50	1		09/26/20 11:57	630-20-6	
1,1,2,2-Tetrachloroethane	ND	ug/L	0.50	1		09/26/20 11:57	79-34-5	
Tetrachloroethene	ND	ug/L	0.50	1		09/26/20 11:57	127-18-4	
Toluene	ND	ug/L	0.50	1		09/26/20 11:57	108-88-3	
1,2,3-Trichlorobenzene	ND	ug/L	2.0	1		09/26/20 11:57	87-61-6	
1,2,4-Trichlorobenzene	ND	ug/L	2.0	1		09/26/20 11:57	120-82-1	
1,1,1-Trichloroethane	ND	ug/L	0.50	1		09/26/20 11:57	71-55-6	
1,1,2-Trichloroethane	ND	ug/L	0.50	1		09/26/20 11:57	79-00-5	
Trichloroethene	ND	ug/L	0.50	1		09/26/20 11:57	79-01-6	
Trichlorofluoromethane	ND	ug/L	1.0	1		09/26/20 11:57	75-69-4	
1,2,3-Trichloropropane	ND	ug/L	0.50	1		09/26/20 11:57	96-18-4	
1,2,4-Trimethylbenzene	ND	ug/L	0.50	1		09/26/20 11:57	95-63-6	
1,3,5-Trimethylbenzene	ND	ug/L	0.50	1		09/26/20 11:57	108-67-8	
Vinyl chloride	ND	ug/L	1.0	1		09/26/20 11:57	75-01-4	
m&p-Xylene	ND	ug/L	1.0	1		09/26/20 11:57	179601-23-1	
o-Xylene	ND	ug/L	0.50	1		09/26/20 11:57	95-47-6	
Surrogates								
1,2-Dichloroethane-d4 (S)	105	%	70-130	1		09/26/20 11:57	17060-07-0	
4-Bromofluorobenzene (S)	105	%	70-130	1		09/26/20 11:57	460-00-4	
Toluene-d8 (S)	105	%	70-130	1		09/26/20 11:57	2037-26-5	

REPORT OF LABORATORY ANALYSIS

This report shall not be reproduced, except in full,
without the written consent of Pace Analytical Services, LLC.

Pace Analytical Services, LLC
9800 Kincey Ave. Suite 100
Huntersville, NC 28078
(704)875-9092

QUALITY CONTROL DATA

Project: 2020-L1-2448 Incident
Pace Project No.: 92497401

QC Batch: 1549893
QC Batch Method: MADEPV
Analysis Method: MADEP VPH
Analysis Description: MADEPV
Laboratory: Pace National - Mt. Juliet
Associated Lab Samples: 92497401001

METHOD BLANK: R3575310-2 Matrix: Water
Associated Lab Samples: 92497401001

Parameter	Units	Blank Result	Reporting Limit	Analyzed	Qualifiers
Aliphatic (C05-C08)	ug/L	ND	100	09/26/20 21:19	
Aliphatic (C09-C12)	ug/L	ND	100	09/26/20 21:19	
Aromatic (C09-C10),Unadjusted	ug/L	ND	100	09/26/20 21:19	
Total VPH	ug/L	ND	100	09/26/20 21:19	
2,5-Dibromotoluene (FID)	%	157	70.0-130	09/26/20 21:19	ST
2,5-Dibromotoluene (PID)	%	157	70.0-130	09/26/20 21:19	ST

METHOD BLANK: R3575310-4 Matrix: Water
Associated Lab Samples: 92497401001

Parameter	Units	Blank Result	Reporting Limit	Analyzed	Qualifiers
Aliphatic (C05-C08)	ug/L	ND	100	09/27/20 02:22	
Aliphatic (C09-C12)	ug/L	ND	100	09/27/20 02:22	
Aromatic (C09-C10),Unadjusted	ug/L	ND	100	09/27/20 02:22	
Total VPH	ug/L	ND	100	09/27/20 02:22	
2,5-Dibromotoluene (FID)	%	89.4	70.0-130	09/27/20 02:22	
2,5-Dibromotoluene (PID)	%	77.9	70.0-130	09/27/20 02:22	

LABORATORY CONTROL SAMPLE & LCSD: R3575310-1 R3575310-3

Parameter	Units	Spike Conc.	LCS Result	LCSD Result	LCS % Rec	LCSD % Rec	% Rec Limits	RPD	Max RPD	Qualifiers
Aliphatic (C05-C08)	ug/L	1200	1110	1150	92.5	95.8	70.0-130	3.54	25	
Aliphatic (C09-C12)	ug/L	1400	1380	1630	98.6	116	70.0-130	16.6	25	
Aromatic (C09-C10),Unadjusted	ug/L	200	230	256	115	128	70.0-130	10.7	25	
Total VPH	ug/L	2800	2720	3040	97.1	109	70.0-130	11.1	25	
2,5-Dibromotoluene (FID)	%				100	97.5	70.0-130			
2,5-Dibromotoluene (PID)	%				101	85.4	70.0-130			

Results presented on this page are in the units indicated by the "Units" column except where an alternate unit is presented to the right of the result.

REPORT OF LABORATORY ANALYSIS

This report shall not be reproduced, except in full,
without the written consent of Pace Analytical Services, LLC.

Pace Analytical Services, LLC
9800 Kincey Ave. Suite 100
Huntersville, NC 28078
(704)875-9092

QUALITY CONTROL DATA

Project: 2020-L1-2448 Incident
Pace Project No.: 92497401

QC Batch: 569158
QC Batch Method: EPA 3010A
Analysis Method: EPA 6010D
Analysis Description: 6010 MET
Laboratory: Pace Analytical Services - Asheville
Associated Lab Samples: 92497401001

METHOD BLANK: 3015787 Matrix: Water
Associated Lab Samples: 92497401001

Parameter	Units	Blank Result	Reporting Limit	Analyzed	Qualifiers
Lead	ug/L	ND	5.0	09/27/20 15:44	

LABORATORY CONTROL SAMPLE: 3015788

Parameter	Units	Spike Conc.	LCS Result	LCS % Rec	% Rec Limits	Qualifiers
Lead	ug/L	500	482	96	80-120	

MATRIX SPIKE & MATRIX SPIKE DUPLICATE: 3015789 3015790

Parameter	Units	92497401001 Result	MS Spike Conc.	MSD Spike Conc.	MS Result	MSD Result	MS % Rec	MSD % Rec	% Rec Limits	RPD	Qual
Lead	ug/L	ND	500	500	518	520	103	103	75-125	0	

Results presented on this page are in the units indicated by the "Units" column except where an alternate unit is presented to the right of the result.

REPORT OF LABORATORY ANALYSIS

This report shall not be reproduced, except in full,
without the written consent of Pace Analytical Services, LLC.

Pace Analytical Services, LLC
9800 Kincey Ave. Suite 100
Huntersville, NC 28078
(704)875-9092

QUALITY CONTROL DATA

Project: 2020-L1-2448 Incident
Pace Project No.: 92497401

QC Batch: 569140
QC Batch Method: SM 6200B
Analysis Method: SM 6200B
Analysis Description: 6200B MSV
Laboratory: Pace Analytical Services - Charlotte

Associated Lab Samples: 92497401001

METHOD BLANK: 3015732 Matrix: Water
Associated Lab Samples: 92497401001

Parameter	Units	Blank Result	Reporting Limit	Analyzed	Qualifiers
1,1,1,2-Tetrachloroethane	ug/L	ND	0.50	09/26/20 04:42	
1,1,1-Trichloroethane	ug/L	ND	0.50	09/26/20 04:42	
1,1,2,2-Tetrachloroethane	ug/L	ND	0.50	09/26/20 04:42	
1,1,2-Trichloroethane	ug/L	ND	0.50	09/26/20 04:42	
1,1-Dichloroethane	ug/L	ND	0.50	09/26/20 04:42	
1,1-Dichloroethene	ug/L	ND	0.50	09/26/20 04:42	
1,1-Dichloropropene	ug/L	ND	0.50	09/26/20 04:42	
1,2,3-Trichlorobenzene	ug/L	ND	2.0	09/26/20 04:42	
1,2,3-Trichloropropane	ug/L	ND	0.50	09/26/20 04:42	
1,2,4-Trichlorobenzene	ug/L	ND	2.0	09/26/20 04:42	
1,2,4-Trimethylbenzene	ug/L	ND	0.50	09/26/20 04:42	
1,2-Dibromo-3-chloropropane	ug/L	ND	1.0	09/26/20 04:42	
1,2-Dibromoethane (EDB)	ug/L	ND	0.50	09/26/20 04:42	
1,2-Dichlorobenzene	ug/L	ND	0.50	09/26/20 04:42	
1,2-Dichloroethane	ug/L	ND	0.50	09/26/20 04:42	
1,2-Dichloropropane	ug/L	ND	0.50	09/26/20 04:42	
1,3,5-Trimethylbenzene	ug/L	ND	0.50	09/26/20 04:42	
1,3-Dichlorobenzene	ug/L	ND	0.50	09/26/20 04:42	
1,3-Dichloropropane	ug/L	ND	0.50	09/26/20 04:42	
1,4-Dichlorobenzene	ug/L	ND	0.50	09/26/20 04:42	
2,2-Dichloropropane	ug/L	ND	0.50	09/26/20 04:42	
2-Chlorotoluene	ug/L	ND	0.50	09/26/20 04:42	
4-Chlorotoluene	ug/L	ND	0.50	09/26/20 04:42	
Benzene	ug/L	ND	0.50	09/26/20 04:42	
Bromobenzene	ug/L	ND	0.50	09/26/20 04:42	
Bromochloromethane	ug/L	ND	0.50	09/26/20 04:42	
Bromodichloromethane	ug/L	ND	0.50	09/26/20 04:42	
Bromoform	ug/L	ND	0.50	09/26/20 04:42	
Bromomethane	ug/L	ND	5.0	09/26/20 04:42	
Carbon tetrachloride	ug/L	ND	0.50	09/26/20 04:42	
Chlorobenzene	ug/L	ND	0.50	09/26/20 04:42	
Chloroethane	ug/L	ND	1.0	09/26/20 04:42	
Chloroform	ug/L	ND	0.50	09/26/20 04:42	
Chloromethane	ug/L	ND	1.0	09/26/20 04:42	
cis-1,2-Dichloroethene	ug/L	ND	0.50	09/26/20 04:42	
cis-1,3-Dichloropropene	ug/L	ND	0.50	09/26/20 04:42	
Dibromochloromethane	ug/L	ND	0.50	09/26/20 04:42	
Dibromomethane	ug/L	ND	0.50	09/26/20 04:42	
Dichlorodifluoromethane	ug/L	ND	0.50	09/26/20 04:42	
Diisopropyl ether	ug/L	ND	0.50	09/26/20 04:42	

Results presented on this page are in the units indicated by the "Units" column except where an alternate unit is presented to the right of the result.

REPORT OF LABORATORY ANALYSIS

This report shall not be reproduced, except in full,
without the written consent of Pace Analytical Services, LLC.

Pace Analytical Services, LLC
9800 Kincey Ave. Suite 100
Huntersville, NC 28078
(704)875-9092

QUALITY CONTROL DATA

Project: 2020-L1-2448 Incident
Pace Project No.: 92497401

METHOD BLANK: 3015732 Matrix: Water
Associated Lab Samples: 92497401001

Parameter	Units	Blank Result	Reporting Limit	Analyzed	Qualifiers
Ethylbenzene	ug/L	ND	0.50	09/26/20 04:42	
Hexachloro-1,3-butadiene	ug/L	ND	2.0	09/26/20 04:42	
Isopropylbenzene (Cumene)	ug/L	ND	0.50	09/26/20 04:42	
m&p-Xylene	ug/L	ND	1.0	09/26/20 04:42	
Methyl-tert-butyl ether	ug/L	ND	0.50	09/26/20 04:42	
Methylene Chloride	ug/L	ND	2.0	09/26/20 04:42	
n-Butylbenzene	ug/L	ND	0.50	09/26/20 04:42	
n-Propylbenzene	ug/L	ND	0.50	09/26/20 04:42	
Naphthalene	ug/L	ND	2.0	09/26/20 04:42	
o-Xylene	ug/L	ND	0.50	09/26/20 04:42	
sec-Butylbenzene	ug/L	ND	0.50	09/26/20 04:42	
Styrene	ug/L	ND	0.50	09/26/20 04:42	
tert-Butylbenzene	ug/L	ND	0.50	09/26/20 04:42	
Tetrachloroethene	ug/L	ND	0.50	09/26/20 04:42	
Toluene	ug/L	ND	0.50	09/26/20 04:42	
trans-1,2-Dichloroethene	ug/L	ND	0.50	09/26/20 04:42	
trans-1,3-Dichloropropene	ug/L	ND	0.50	09/26/20 04:42	
Trichloroethene	ug/L	ND	0.50	09/26/20 04:42	
Trichlorofluoromethane	ug/L	ND	1.0	09/26/20 04:42	
Vinyl chloride	ug/L	ND	1.0	09/26/20 04:42	
1,2-Dichloroethane-d4 (S)	%	103	70-130	09/26/20 04:42	
4-Bromofluorobenzene (S)	%	104	70-130	09/26/20 04:42	
Toluene-d8 (S)	%	108	70-130	09/26/20 04:42	

LABORATORY CONTROL SAMPLE: 3015733

Parameter	Units	Spike Conc.	LCS Result	LCS % Rec	% Rec Limits	Qualifiers
1,1,1,2-Tetrachloroethane	ug/L	50	47.2	94	60-140	
1,1,1-Trichloroethane	ug/L	50	52.4	105	60-140	
1,1,2,2-Tetrachloroethane	ug/L	50	50.2	100	60-140	
1,1,2-Trichloroethane	ug/L	50	47.7	95	60-140	
1,1-Dichloroethane	ug/L	50	53.3	107	60-140	
1,1-Dichloroethene	ug/L	50	59.0	118	60-140	
1,1-Dichloropropene	ug/L	50	48.3	97	60-140	
1,2,3-Trichlorobenzene	ug/L	50	49.5	99	60-140	
1,2,3-Trichloropropane	ug/L	50	50.9	102	60-140	
1,2,4-Trichlorobenzene	ug/L	50	48.6	97	60-140	
1,2,4-Trimethylbenzene	ug/L	50	53.5	107	60-140	
1,2-Dibromo-3-chloropropane	ug/L	50	56.2	112	60-140	
1,2-Dibromoethane (EDB)	ug/L	50	55.5	111	60-140	
1,2-Dichlorobenzene	ug/L	50	51.4	103	60-140	
1,2-Dichloroethane	ug/L	50	54.0	108	60-140	
1,2-Dichloropropane	ug/L	50	48.1	96	60-140	
1,3,5-Trimethylbenzene	ug/L	50	54.0	108	60-140	

Results presented on this page are in the units indicated by the "Units" column except where an alternate unit is presented to the right of the result.

REPORT OF LABORATORY ANALYSIS

This report shall not be reproduced, except in full,
without the written consent of Pace Analytical Services, LLC.

Pace Analytical Services, LLC
9800 Kincey Ave. Suite 100
Huntersville, NC 28078
(704)875-9092

QUALITY CONTROL DATA

Project: 2020-L1-2448 Incident
Pace Project No.: 92497401

LABORATORY CONTROL SAMPLE: 3015733

Parameter	Units	Spike Conc.	LCS Result	LCS % Rec	% Rec Limits	Qualifiers
1,3-Dichlorobenzene	ug/L	50	50.0	100	60-140	
1,3-Dichloropropane	ug/L	50	56.8	114	60-140	
1,4-Dichlorobenzene	ug/L	50	50.1	100	60-140	
2,2-Dichloropropane	ug/L	50	49.1	98	60-140	
2-Chlorotoluene	ug/L	50	51.5	103	60-140	
4-Chlorotoluene	ug/L	50	50.3	101	60-140	
Benzene	ug/L	50	51.7	103	60-140	
Bromobenzene	ug/L	50	50.0	100	60-140	
Bromochloromethane	ug/L	50	51.3	103	60-140	
Bromodichloromethane	ug/L	50	46.6	93	60-140	
Bromoform	ug/L	50	55.2	110	60-140	
Bromomethane	ug/L	50	47.9	96	60-140	
Carbon tetrachloride	ug/L	50	53.7	107	60-140	
Chlorobenzene	ug/L	50	49.6	99	60-140	
Chloroethane	ug/L	50	52.7	105	60-140	
Chloroform	ug/L	50	55.6	111	60-140	
Chloromethane	ug/L	50	41.2	82	60-140	
cis-1,2-Dichloroethene	ug/L	50	52.9	106	60-140	
cis-1,3-Dichloropropene	ug/L	50	49.5	99	60-140	
Dibromochloromethane	ug/L	50	48.4	97	60-140	
Dibromomethane	ug/L	50	50.5	101	60-140	
Dichlorodifluoromethane	ug/L	50	43.8	88	60-140	
Diisopropyl ether	ug/L	50	52.3	105	60-140	
Ethylbenzene	ug/L	50	50.8	102	60-140	
Hexachloro-1,3-butadiene	ug/L	50	48.7	97	60-140	
Isopropylbenzene (Cumene)	ug/L	50	50.4	101	60-140	
m&p-Xylene	ug/L	100	99.0	99	60-140	
Methyl-tert-butyl ether	ug/L	50	44.1	88	60-140	
Methylene Chloride	ug/L	50	47.0	94	60-140	
n-Butylbenzene	ug/L	50	51.6	103	60-140	
n-Propylbenzene	ug/L	50	49.9	100	60-140	
Naphthalene	ug/L	50	49.4	99	60-140	
o-Xylene	ug/L	50	48.4	97	60-140	
sec-Butylbenzene	ug/L	50	50.8	102	60-140	
Styrene	ug/L	50	52.8	106	60-140	
tert-Butylbenzene	ug/L	50	45.1	90	60-140	
Tetrachloroethene	ug/L	50	53.3	107	60-140	
Toluene	ug/L	50	46.9	94	60-140	
trans-1,2-Dichloroethene	ug/L	50	56.5	113	60-140	
trans-1,3-Dichloropropene	ug/L	50	48.4	97	60-140	
Trichloroethene	ug/L	50	49.3	99	60-140	
Trichlorofluoromethane	ug/L	50	48.8	98	60-140	
Vinyl chloride	ug/L	50	43.9	88	60-140	
1,2-Dichloroethane-d4 (S)	%			112	70-130	
4-Bromofluorobenzene (S)	%			100	70-130	
Toluene-d8 (S)	%			96	70-130	

Results presented on this page are in the units indicated by the "Units" column except where an alternate unit is presented to the right of the result.

REPORT OF LABORATORY ANALYSIS

This report shall not be reproduced, except in full,
without the written consent of Pace Analytical Services, LLC.

Pace Analytical Services, LLC
9800 Kincey Ave. Suite 100
Huntersville, NC 28078
(704)875-9092

QUALITY CONTROL DATA

Project: 2020-L1-2448 Incident
Pace Project No.: 92497401

MATRIX SPIKE & MATRIX SPIKE DUPLICATE: 3015734 3015735

Parameter	Units	92497414001 Result	MS Spike Conc.	MSD Spike Conc.	MS Result	MSD Result	MS % Rec	MSD % Rec	% Rec Limits	RPD	Qual
1,1,1,2-Tetrachloroethane	ug/L	ND	20	20	18.4	18.1	92	91	60-140	1	
1,1,1-Trichloroethane	ug/L	ND	20	20	23.8	23.8	119	119	60-140	0	
1,1,2,2-Tetrachloroethane	ug/L	ND	20	20	18.7	18.6	94	93	60-140	1	
1,1,2-Trichloroethane	ug/L	ND	20	20	20.4	20.1	102	101	60-140	1	
1,1-Dichloroethane	ug/L	ND	20	20	21.2	22.3	106	111	60-140	5	
1,1-Dichloroethene	ug/L	ND	20	20	21.9	22.5	110	112	60-140	2	
1,1-Dichloropropene	ug/L	ND	20	20	21.2	20.8	106	104	60-140	2	
1,2,3-Trichlorobenzene	ug/L	ND	20	20	19.6	19.2	98	96	60-140	2	
1,2,3-Trichloropropane	ug/L	ND	20	20	19.7	20.1	99	100	60-140	2	
1,2,4-Trichlorobenzene	ug/L	ND	20	20	18.5	18.7	93	94	60-140	1	
1,2,4-Trimethylbenzene	ug/L	ND	20	20	19.4	19.3	97	96	60-140	1	
1,2-Dibromo-3-chloropropane	ug/L	ND	20	20	19.3	19.1	96	96	60-140	1	
1,2-Dibromoethane (EDB)	ug/L	ND	20	20	22.6	22.7	113	113	60-140	0	
1,2-Dichlorobenzene	ug/L	ND	20	20	19.8	20.1	99	100	60-140	1	
1,2-Dichloroethane	ug/L	ND	20	20	20.2	20.4	101	102	60-140	1	
1,2-Dichloropropane	ug/L	ND	20	20	22.0	21.3	110	107	60-140	3	
1,3,5-Trimethylbenzene	ug/L	ND	20	20	19.4	19.3	97	97	60-140	0	
1,3-Dichlorobenzene	ug/L	ND	20	20	19.9	19.7	99	98	60-140	1	
1,3-Dichloropropane	ug/L	ND	20	20	20.9	20.6	105	103	60-140	1	
1,4-Dichlorobenzene	ug/L	ND	20	20	20.1	20.3	100	101	60-140	1	
2,2-Dichloropropane	ug/L	ND	20	20	18.9	19.6	94	98	60-140	4	
2-Chlorotoluene	ug/L	ND	20	20	19.8	19.4	99	97	60-140	2	
4-Chlorotoluene	ug/L	ND	20	20	19.5	19.2	97	96	60-140	2	
Benzene	ug/L	ND	20	20	21.5	21.0	107	105	60-140	2	
Bromobenzene	ug/L	ND	20	20	19.2	19.6	96	98	60-140	2	
Bromochloromethane	ug/L	ND	20	20	23.7	25.7	118	128	60-140	8	
Bromodichloromethane	ug/L	ND	20	20	22.4	21.9	112	109	60-140	3	
Bromoform	ug/L	ND	20	20	19.5	19.3	98	97	60-140	1	
Bromomethane	ug/L	ND	20	20	21.6	22.4	108	112	60-140	4	
Carbon tetrachloride	ug/L	ND	20	20	23.9	23.6	119	118	60-140	1	
Chlorobenzene	ug/L	ND	20	20	20.8	20.2	104	101	60-140	3	
Chloroethane	ug/L	ND	20	20	20.8	20.1	104	101	60-140	3	
Chloroform	ug/L	ND	20	20	24.7	24.3	124	121	60-140	2	
Chloromethane	ug/L	ND	20	20	12.4	12.7	62	63	60-140	2	
cis-1,2-Dichloroethene	ug/L	ND	20	20	21.0	21.5	105	107	60-140	2	
cis-1,3-Dichloropropene	ug/L	ND	20	20	19.7	19.6	99	98	60-140	1	
Dibromochloromethane	ug/L	ND	20	20	19.6	19.1	98	95	60-140	3	
Dibromomethane	ug/L	ND	20	20	24.3	23.4	122	117	60-140	4	
Dichlorodifluoromethane	ug/L	ND	20	20	22.6	22.8	113	114	60-140	1	
Diisopropyl ether	ug/L	ND	20	20	15.7	15.7	78	78	60-140	0	
Ethylbenzene	ug/L	ND	20	20	21.1	20.6	106	103	60-140	3	
Hexachloro-1,3-butadiene	ug/L	ND	20	20	21.8	21.2	109	106	60-140	3	
Isopropylbenzene (Cumene)	ug/L	ND	20	20	21.1	21.0	106	105	60-140	1	
m&p-Xylene	ug/L	ND	40	40	42.3	41.0	106	103	60-140	3	
Methyl-tert-butyl ether	ug/L	ND	20	20	22.7	23.1	114	115	60-140	2	
Methylene Chloride	ug/L	ND	20	20	15.9	15.2	80	76	60-140	4	

Results presented on this page are in the units indicated by the "Units" column except where an alternate unit is presented to the right of the result.

REPORT OF LABORATORY ANALYSIS

This report shall not be reproduced, except in full,
without the written consent of Pace Analytical Services, LLC.

Pace Analytical Services, LLC
9800 Kincey Ave. Suite 100
Huntersville, NC 28078
(704)875-9092

QUALITY CONTROL DATA

Project: 2020-L1-2448 Incident
Pace Project No.: 92497401

MATRIX SPIKE & MATRIX SPIKE DUPLICATE: 3015734 3015735

Parameter	Units	92497414001 Result	MS Spike Conc.	MSD Spike Conc.	MS Result	MSD Result	MS % Rec	MSD % Rec	% Rec Limits	RPD	Qual
n-Butylbenzene	ug/L	ND	20	20	18.0	17.3	90	87	60-140	4	
n-Propylbenzene	ug/L	ND	20	20	19.2	19.1	96	96	60-140	0	
Naphthalene	ug/L	ND	20	20	19.1	18.3	96	92	60-140	4	
o-Xylene	ug/L	ND	20	20	20.5	20.1	103	100	60-140	2	
sec-Butylbenzene	ug/L	ND	20	20	19.0	18.9	95	94	60-140	1	
Styrene	ug/L	ND	20	20	21.5	20.4	108	102	60-140	5	
tert-Butylbenzene	ug/L	ND	20	20	18.3	18.3	92	92	60-140	0	
Tetrachloroethene	ug/L	ND	20	20	21.8	20.7	109	104	60-140	5	
Toluene	ug/L	ND	20	20	21.6	21.0	108	105	60-140	3	
trans-1,2-Dichloroethene	ug/L	ND	20	20	21.7	20.8	108	104	60-140	4	
trans-1,3-Dichloropropene	ug/L	ND	20	20	20.3	19.6	101	98	60-140	3	
Trichloroethene	ug/L	ND	20	20	24.4	24.9	122	125	60-140	2	
Trichlorofluoromethane	ug/L	ND	20	20	24.5	24.9	122	125	60-140	2	
Vinyl chloride	ug/L	ND	20	20	18.5	18.5	93	92	60-140	0	
1,2-Dichloroethane-d4 (S)	%						97	98	70-130		
4-Bromofluorobenzene (S)	%						103	100	70-130		
Toluene-d8 (S)	%						98	98	70-130		

Results presented on this page are in the units indicated by the "Units" column except where an alternate unit is presented to the right of the result.

REPORT OF LABORATORY ANALYSIS

This report shall not be reproduced, except in full,
without the written consent of Pace Analytical Services, LLC.

Pace Analytical Services, LLC
9800 Kincey Ave. Suite 100
Huntersville, NC 28078
(704)875-9092

QUALIFIERS

Project: 2020-L1-2448 Incident
Pace Project No.: 92497401

DEFINITIONS

DF - Dilution Factor, if reported, represents the factor applied to the reported data due to dilution of the sample aliquot.

ND - Not Detected at or above adjusted reporting limit.

TNTC - Too Numerous To Count

J - Estimated concentration above the adjusted method detection limit and below the adjusted reporting limit.

MDL - Adjusted Method Detection Limit.

PQL - Practical Quantitation Limit.

RL - Reporting Limit - The lowest concentration value that meets project requirements for quantitative data with known precision and bias for a specific analyte in a specific matrix.

S - Surrogate

1,2-Diphenylhydrazine decomposes to and cannot be separated from Azobenzene using Method 8270. The result for each analyte is a combined concentration.

Consistent with EPA guidelines, unrounded data are displayed and have been used to calculate % recovery and RPD values.

LCS(D) - Laboratory Control Sample (Duplicate)

MS(D) - Matrix Spike (Duplicate)

DUP - Sample Duplicate

RPD - Relative Percent Difference

NC - Not Calculable.

SG - Silica Gel - Clean-Up

U - Indicates the compound was analyzed for, but not detected.

Acid preservation may not be appropriate for 2 Chloroethylvinyl ether.

A separate vial preserved to a pH of 4-5 is recommended in SW846 Chapter 4 for the analysis of Acrolein and Acrylonitrile by EPA Method 8260.

N-Nitrosodiphenylamine decomposes and cannot be separated from Diphenylamine using Method 8270. The result reported for each analyte is a combined concentration.

Pace Analytical is TNI accredited. Contact your Pace PM for the current list of accredited analytes.

TNI - The NELAC Institute.

ANALYTE QUALIFIERS

ST	Surrogate recovery was above laboratory control limits. Results may be biased high.

This report shall not be reproduced, except in full,
without the written consent of Pace Analytical Services, LLC.

Pace Analytical Services, LLC
9800 Kincey Ave. Suite 100
Huntersville, NC 28078
(704)875-9092

QUALITY CONTROL DATA CROSS REFERENCE TABLE

Project: 2020-L1-2448 Incident
Pace Project No.: 92497401

Lab ID	Sample ID	QC Batch Method	QC Batch	Analytical Method	Analytical Batch
92497401001	**13926A_HC_RD 20200924**	MADEPV	1549893	MADEP VPH	1549893
92497401001	**13926A_HC_RD 20200924**	EPA 3010A	569158	EPA 6010D	569170
92497401001	**13926A_HC_RD 20200924**	SM 6200B	569140		

This report shall not be reproduced, except in full,
without the written consent of Pace Analytical Services, LLC.

Pace Analytical®

CHAIN-OF-CUSTODY Analytical Request Document

Chain-of-Custody is a LEGAL DOCUMENT - Complete all relevent fields

LAB USE O... ...ber or

WO# : 92497401

92497401

Container ...

Company: Apex Companies	Billing Information:
Address:	
Report To: Andrew Street	Email To: Andrew Street
Copy To:	Site Collection Info/Address: 13926 A Huntersville Concord Rd
Customer Project Name/Number: 2020-L1-2448 Incident	State: NC County/City: Huntersville Time Zone Collected: [ ] PT [ ] MT [ ] CT [ ] ET
Phone: Email:	Site/Facility ID #: Compliance Monitoring? [ ] Yes [ ] No
Collected By (print): Naomi Fretz	Purchase Order #: Quote #: DW PWS ID #: DW Location Code:
Collected By (signature): Naomi Fretz	Turnaround Date Required: ASAP Immediately Packed on Ice: [ ] Yes [ ] No
Sample Disposal: [ ] Dispose as appropriate [ ] Return [ ] Archive: ____ [ ] Hold: ____	Rush: [ ] Same Day [ ] Next Day [ ] 2 Day [ ] 3 Day [ ] 4 Day [ ] 5 Day (Expedite Charges Apply) Field Filtered (if applicable): [ ] Yes [ ] No Analysis: ____

** Preservative Types: (1) nitric acid, (2) sulfuric acid, (3) hydrochloric acid, (4) sodium hydroxide, (5) zinc acetate, (6) methanol, (7) sodium bisulfate, (8) sodium thiosulfate, (9) hexane, (A) ascorbic acid, (B) ammonium sulfate, (C) ammonium hydroxide, (D) TSP, (U) Unpreserved, (O) Other ____

* Matrix Codes (Insert in Matrix box below): Drinking Water (DW), Ground Water (GW), Wastewater (WW), Product (P), Soil/Solid (SL), Oil (OL), Wipe (WP), Air (AR), Tissue (TS), Bioassay (B), Vapor (V), Other (OT)

Analyses

Customer Sample ID	Matrix *	Comp / Grab	Collected (or Composite Start) Date	Collected (or Composite Start) Time	Composite End Date	Composite End Time	Res Cl	# of Ctns	VOCs 6200B	MADEP VPH	Lead							Lab Profile/Line:
13926A HC RD 20200924	DW	G	9/24/20	1745				8	X	X	X							001

Lab Sample Receipt Checklist:

Custody Seals Present/Intact	Y N NA
Custody Signatures Present	Y N NA
Collector Signature Present	Y N NA
Bottles Intact	Y N NA
Correct Bottles	Y N NA
Sufficient Volume	Y N NA
Samples Received on Ice	Y N NA
VOA - Headspace Acceptable	Y N NA
USDA Regulated Soils	Y N NA
Samples in Holding Time	Y N NA
Residual Chlorine Present	Y N NA
Cl Strips: ____	
Sample pH Acceptable	Y N NA
pH Strips: ____	
Sulfide Present	Y N NA
Lead Acetate Strips: ____	

LAB USE ONLY:
Lab Sample # / Comments:
92497401

Customer Remarks / Special Conditions / Possible Hazards:

Type of Ice Used: Wet Blue Dry None

Packing Material Used:

Radchem sample(s) screened (<500 cpm): Y N NA

SHORT HOLDS PRESENT (<72 hours): Y N N/A

Lab Tracking #: 2538703

Samples received via: FEDEX UPS Client Courier Pace Courier

Lab Sample Temperature Info:
Temp Blank Received: Y N NA
Therm ID#: 92T061
Cooler 1 Temp Upon Receipt: 4 oC
Cooler 1 Therm Corr. Factor: 0 oC
Cooler 1 Corrected Temp: 4 oC
Comments:

Relinquished by/Company: (Signature)	Date/Time:	Received by/Company: (Signature)	Date/Time:
Naomi Fretz / Apex	9/25/20 1210	MDG Pace HVL	9-28-20 12:10
Relinquished by/Company: (Signature)	Date/Time:	Received by/Company: (Signature)	Date/Time:
Relinquished by/Company: (Signature)	Date/Time:	Received by/Company: (Signature)	Date/Time:

MTJL LAB USE ONLY
Table #:
Acctnum:
Template:
Prelogin:
PM:
PB:

Trip Blank Received: Y N NA
HCL MeOH TSP Other

Non Conformance(s): YES / NO

Page: ____ of: ____

Pace Analytical Services, LLC
9800 Kincey Ave. Suite 100
Huntersville, NC 28078
(704)875-9092

September 29, 2020

Andrew Street
Apex Companies - NC
5900 Northwoods Business Pkwy
Suite 5900-0
Charlotte, NC 28269

RE: Project: 2020-L1-2448 Incident
Pace Project No.: 92497403

Dear Andrew Street:

Enclosed are the analytical results for sample(s) received by the laboratory on September 25, 2020. The results relate only to the samples included in this report. Results reported herein conform to the applicable TNI/NELAC Standards and the laboratory's Quality Manual, where applicable, unless otherwise noted in the body of the report.

The test results provided in this final report were generated by each of the following laboratories within the Pace Network:

- Pace National - Mt. Juliet
- Pace Analytical Services - Asheville
- Pace Analytical Services - Charlotte

If you have any questions concerning this report, please feel free to contact me.

Sincerely,

Angela M. Baioni

Angela Baioni
angela.baioni@pacelabs.com
(704)875-9092
Project Manager

Enclosures

cc: J Culbreath, Colonial Pipeline Company
Robert Hughes, Colonial Pipeline
Margaret King, APEX Companies, LLC
Emily Little, Apex Companies
Jeff Morrison, Colonial Pipeline Company
Tom Naumann, APEX Companies - NC
Joe Nicolette, Montrose-EPS
Christopher Schultz, Apex Companies
Alex Testoff, Montrose-EPS
Michael Verdon, Colonial Pipeline Company
JM Wyatt, Colonial Pipeline Company

This report shall not be reproduced, except in full,
without the written consent of Pace Analytical Services, LLC.

Pace Analytical Services, LLC
9800 Kincey Ave. Suite 100
Huntersville, NC 28078
(704)875-9092

CERTIFICATIONS

Project: 2020-L1-2448 Incident
Pace Project No.: 92497403

Pace Analytical Services National

12065 Lebanon Road, Mt. Juliet, TN 37122
Alabama Certification #: 40660
Alaska Certification 17-026
Arizona Certification #: AZ0612
Arkansas Certification #: 88-0469
California Certification #: 2932
Canada Certification #: 1461.01
Colorado Certification #: TN00003
Connecticut Certification #: PH-0197
DOD Certification: #1461.01
EPA# TN00003
Florida Certification #: E87487
Georgia DW Certification #: 923
Georgia Certification: NELAP
Idaho Certification #: TN00003
Illinois Certification #: 200008
Indiana Certification #: C-TN-01
Iowa Certification #: 364
Kansas Certification #: E-10277
Kentucky UST Certification #: 16
Kentucky Certification #: 90010
Louisiana Certification #: AI30792
Louisiana DW Certification #: LA180010
Maine Certification #: TN0002
Maryland Certification #: 324
Massachusetts Certification #: M-TN003
Michigan Certification #: 9958
Minnesota Certification #: 047-999-395
Mississippi Certification #: TN00003
Missouri Certification #: 340
Montana Certification #: CERT0086
Nebraska Certification #: NE-OS-15-05
Nevada Certification #: TN-03-2002-34
New Hampshire Certification #: 2975
New Jersey Certification #: TN002
New Mexico DW Certification
New York Certification #: 11742
North Carolina Aquatic Toxicity Certification #: 41
North Carolina Drinking Water Certification #: 21704
North Carolina Environmental Certificate #: 375
North Dakota Certification #: R-140
Ohio VAP Certification #: CL0069
Oklahoma Certification #: 9915
Oregon Certification #: TN200002
Pennsylvania Certification #: 68-02979
Rhode Island Certification #: LAO00356
South Carolina Certification #: 84004
South Dakota Certification
Tennessee DW/Chem/Micro Certification #: 2006
Texas Certification #: T 104704245-17-14
Texas Mold Certification #: LAB0152
USDA Soil Permit #: P330-15-00234
Utah Certification #: TN00003
Vermont Dept. of Health: ID# VT-2006
Virginia Certification #: VT2006
Virginia Certification #: 460132
Washington Certification #: C847
West Virginia Certification #: 233
Wisconsin Certification #: 9980939910
Wyoming UST Certification #: via A2LA 2926.01
A2LA-ISO 17025 Certification #: 1461.01
A2LA-ISO 17025 Certification #: 1461.02
AIHA-LAP/LLC EMLAP Certification #:100789

Pace Analytical Services Charlotte

9800 Kincey Ave. Ste 100, Huntersville, NC 28078
Louisiana/NELAP Certification # LA170028
North Carolina Drinking Water Certification #: 37706
North Carolina Field Services Certification #: 5342
North Carolina Wastewater Certification #: 12
South Carolina Certification #: 99006001
Florida/NELAP Certification #: E87627
Kentucky UST Certification #: 84
Virginia/VELAP Certification #: 460221

Pace Analytical Services Asheville

2225 Riverside Drive, Asheville, NC 28804
Florida/NELAP Certification #: E87648
Massachusetts Certification #: M-NC030
North Carolina Drinking Water Certification #: 37712
North Carolina Wastewater Certification #: 40
South Carolina Certification #: 99030001
Virginia/VELAP Certification #: 460222

REPORT OF LABORATORY ANALYSIS

This report shall not be reproduced, except in full,
without the written consent of Pace Analytical Services, LLC.

Pace Analytical Services, LLC
9800 Kincey Ave. Suite 100
Huntersville, NC 28078
(704)875-9092

SAMPLE ANALYTE COUNT

Project: 2020-L1-2448 Incident
Pace Project No.: 92497403

Lab ID	Sample ID	Method	Analysts	Analytes Reported	Laboratory
92497403001	**14015_AC_RD 20200924**	MADEP VPH	DWR	6	PAN
		EPA 6010D	DS	1	PASI-A
		SM 6200B	CL	63	PASI-C

PAN = Pace National - Mt. Juliet
PASI-A = Pace Analytical Services - Asheville
PASI-C = Pace Analytical Services - Charlotte

This report shall not be reproduced, except in full,
without the written consent of Pace Analytical Services, LLC.

Pace Analytical Services, LLC
9800 Kincey Ave. Suite 100
Huntersville, NC 28078
(704)875-9092

ANALYTICAL RESULTS

Project: 2020-L1-2448 Incident
Pace Project No.: 92497403

Sample: 14015_AC_RD 20200924 **Lab ID: 92497403001** Collected: 09/24/20 11:00 Received: 09/25/20 12:10 Matrix: Water

Parameters	Results	Units	Report Limit	DF	Prepared	Analyzed	CAS No.	Qual
MADEPV	Analytical Method: MADEP VPH Preparation Method: MADEPV Pace National - Mt. Juliet							
Aliphatic (C05-C08)	ND	ug/L	100	1	09/27/20 07:22	09/27/20 07:22		
Aliphatic (C09-C12)	ND	ug/L	100	1	09/27/20 07:22	09/27/20 07:22		
Aromatic (C09-C10),Unadjusted	ND	ug/L	100	1	09/27/20 07:22	09/27/20 07:22	TPHC9C10A	
Total VPH	ND	ug/L	100	1	09/27/20 07:22	09/27/20 07:22	VPH	
Surrogates								
2,5-Dibromotoluene (FID)	93.2	%	70.0-130	1	09/27/20 07:22	09/27/20 07:22	615-59-8FID	
2,5-Dibromotoluene (PID)	82.4	%	70.0-130	1	09/27/20 07:22	09/27/20 07:22	615-59-8PID	
6010 MET ICP	Analytical Method: EPA 6010D Preparation Method: EPA 3010A Pace Analytical Services - Asheville							
Lead	ND	ug/L	5.0	1	09/26/20 00:58	09/27/20 16:09	7439-92-1	
6200B MSV	Analytical Method: SM 6200B Pace Analytical Services - Charlotte							
Benzene	ND	ug/L	0.50	1		09/26/20 12:15	71-43-2	
Bromobenzene	ND	ug/L	0.50	1		09/26/20 12:15	108-86-1	
Bromochloromethane	ND	ug/L	0.50	1		09/26/20 12:15	74-97-5	
Bromodichloromethane	ND	ug/L	0.50	1		09/26/20 12:15	75-27-4	
Bromoform	ND	ug/L	0.50	1		09/26/20 12:15	75-25-2	
Bromomethane	ND	ug/L	5.0	1		09/26/20 12:15	74-83-9	
n-Butylbenzene	ND	ug/L	0.50	1		09/26/20 12:15	104-51-8	
sec-Butylbenzene	ND	ug/L	0.50	1		09/26/20 12:15	135-98-8	
tert-Butylbenzene	ND	ug/L	0.50	1		09/26/20 12:15	98-06-6	
Carbon tetrachloride	ND	ug/L	0.50	1		09/26/20 12:15	56-23-5	
Chlorobenzene	ND	ug/L	0.50	1		09/26/20 12:15	108-90-7	
Chloroethane	ND	ug/L	1.0	1		09/26/20 12:15	75-00-3	
Chloroform	ND	ug/L	0.50	1		09/26/20 12:15	67-66-3	
Chloromethane	ND	ug/L	1.0	1		09/26/20 12:15	74-87-3	
2-Chlorotoluene	ND	ug/L	0.50	1		09/26/20 12:15	95-49-8	
4-Chlorotoluene	ND	ug/L	0.50	1		09/26/20 12:15	106-43-4	
1,2-Dibromo-3-chloropropane	ND	ug/L	1.0	1		09/26/20 12:15	96-12-8	
Dibromochloromethane	ND	ug/L	0.50	1		09/26/20 12:15	124-48-1	
1,2-Dibromoethane (EDB)	ND	ug/L	0.50	1		09/26/20 12:15	106-93-4	
Dibromomethane	ND	ug/L	0.50	1		09/26/20 12:15	74-95-3	
1,2-Dichlorobenzene	ND	ug/L	0.50	1		09/26/20 12:15	95-50-1	
1,3-Dichlorobenzene	ND	ug/L	0.50	1		09/26/20 12:15	541-73-1	
1,4-Dichlorobenzene	ND	ug/L	0.50	1		09/26/20 12:15	106-46-7	
Dichlorodifluoromethane	ND	ug/L	0.50	1		09/26/20 12:15	75-71-8	
1,1-Dichloroethane	ND	ug/L	0.50	1		09/26/20 12:15	75-34-3	
1,2-Dichloroethane	ND	ug/L	0.50	1		09/26/20 12:15	107-06-2	
1,1-Dichloroethene	ND	ug/L	0.50	1		09/26/20 12:15	75-35-4	
cis-1,2-Dichloroethene	ND	ug/L	0.50	1		09/26/20 12:15	156-59-2	
trans-1,2-Dichloroethene	ND	ug/L	0.50	1		09/26/20 12:15	156-60-5	
1,2-Dichloropropane	ND	ug/L	0.50	1		09/26/20 12:15	78-87-5	
1,3-Dichloropropane	ND	ug/L	0.50	1		09/26/20 12:15	142-28-9	
2,2-Dichloropropane	ND	ug/L	0.50	1		09/26/20 12:15	594-20-7	

REPORT OF LABORATORY ANALYSIS

This report shall not be reproduced, except in full,
without the written consent of Pace Analytical Services, LLC.

Pace Analytical Services, LLC
9800 Kincey Ave. Suite 100
Huntersville, NC 28078
(704)875-9092

ANALYTICAL RESULTS

Project: 2020-L1-2448 Incident
Pace Project No.: 92497403

Sample: 14015_AC_RD 20200924 **Lab ID: 92497403001** Collected: 09/24/20 11:00 Received: 09/25/20 12:10 Matrix: Water

Parameters	Results	Units	Report Limit	DF	Prepared	Analyzed	CAS No.	Qual
6200B MSV	Analytical Method: SM 6200B Pace Analytical Services - Charlotte							
1,1-Dichloropropene	ND	ug/L	0.50	1		09/26/20 12:15	563-58-6	
cis-1,3-Dichloropropene	ND	ug/L	0.50	1		09/26/20 12:15	10061-01-5	
trans-1,3-Dichloropropene	ND	ug/L	0.50	1		09/26/20 12:15	10061-02-6	
Diisopropyl ether	ND	ug/L	0.50	1		09/26/20 12:15	108-20-3	
Ethylbenzene	ND	ug/L	0.50	1		09/26/20 12:15	100-41-4	
Hexachloro-1,3-butadiene	ND	ug/L	2.0	1		09/26/20 12:15	87-68-3	
Isopropylbenzene (Cumene)	ND	ug/L	0.50	1		09/26/20 12:15	98-82-8	
Methylene Chloride	ND	ug/L	2.0	1		09/26/20 12:15	75-09-2	
Methyl-tert-butyl ether	ND	ug/L	0.50	1		09/26/20 12:15	1634-04-4	
Naphthalene	ND	ug/L	2.0	1		09/26/20 12:15	91-20-3	
n-Propylbenzene	ND	ug/L	0.50	1		09/26/20 12:15	103-65-1	
Styrene	ND	ug/L	0.50	1		09/26/20 12:15	100-42-5	
1,1,1,2-Tetrachloroethane	ND	ug/L	0.50	1		09/26/20 12:15	630-20-6	
1,1,2,2-Tetrachloroethane	ND	ug/L	0.50	1		09/26/20 12:15	79-34-5	
Tetrachloroethene	ND	ug/L	0.50	1		09/26/20 12:15	127-18-4	
Toluene	ND	ug/L	0.50	1		09/26/20 12:15	108-88-3	
1,2,3-Trichlorobenzene	ND	ug/L	2.0	1		09/26/20 12:15	87-61-6	
1,2,4-Trichlorobenzene	ND	ug/L	2.0	1		09/26/20 12:15	120-82-1	
1,1,1-Trichloroethane	ND	ug/L	0.50	1		09/26/20 12:15	71-55-6	
1,1,2-Trichloroethane	ND	ug/L	0.50	1		09/26/20 12:15	79-00-5	
Trichloroethene	ND	ug/L	0.50	1		09/26/20 12:15	79-01-6	
Trichlorofluoromethane	ND	ug/L	1.0	1		09/26/20 12:15	75-69-4	
1,2,3-Trichloropropane	ND	ug/L	0.50	1		09/26/20 12:15	96-18-4	
1,2,4-Trimethylbenzene	ND	ug/L	0.50	1		09/26/20 12:15	95-63-6	
1,3,5-Trimethylbenzene	ND	ug/L	0.50	1		09/26/20 12:15	108-67-8	
Vinyl chloride	ND	ug/L	1.0	1		09/26/20 12:15	75-01-4	
m&p-Xylene	ND	ug/L	1.0	1		09/26/20 12:15	179601-23-1	
o-Xylene	ND	ug/L	0.50	1		09/26/20 12:15	95-47-6	
Surrogates								
1,2-Dichloroethane-d4 (S)	100	%	70-130	1		09/26/20 12:15	17060-07-0	
4-Bromofluorobenzene (S)	104	%	70-130	1		09/26/20 12:15	460-00-4	
Toluene-d8 (S)	110	%	70-130	1		09/26/20 12:15	2037-26-5	

REPORT OF LABORATORY ANALYSIS

This report shall not be reproduced, except in full,
without the written consent of Pace Analytical Services, LLC.

Pace Analytical Services, LLC
9800 Kincey Ave. Suite 100
Huntersville, NC 28078
(704)875-9092

QUALITY CONTROL DATA

Project: 2020-L1-2448 Incident
Pace Project No.: 92497403

QC Batch: 1549893
QC Batch Method: MADEPV
Analysis Method: MADEP VPH
Analysis Description: MADEPV
Laboratory: Pace National - Mt. Juliet
Associated Lab Samples: 92497403001

METHOD BLANK: R3575310-2 Matrix: Water
Associated Lab Samples: 92497403001

Parameter	Units	Blank Result	Reporting Limit	Analyzed	Qualifiers
Aliphatic (C05-C08)	ug/L	ND	100	09/26/20 21:19	
Aliphatic (C09-C12)	ug/L	ND	100	09/26/20 21:19	
Aromatic (C09-C10),Unadjusted	ug/L	ND	100	09/26/20 21:19	
Total VPH	ug/L	ND	100	09/26/20 21:19	
2,5-Dibromotoluene (FID)	%	157	70.0-130	09/26/20 21:19	ST
2,5-Dibromotoluene (PID)	%	157	70.0-130	09/26/20 21:19	ST

METHOD BLANK: R3575310-4 Matrix: Water
Associated Lab Samples: 92497403001

Parameter	Units	Blank Result	Reporting Limit	Analyzed	Qualifiers
Aliphatic (C05-C08)	ug/L	ND	100	09/27/20 02:22	
Aliphatic (C09-C12)	ug/L	ND	100	09/27/20 02:22	
Aromatic (C09-C10),Unadjusted	ug/L	ND	100	09/27/20 02:22	
Total VPH	ug/L	ND	100	09/27/20 02:22	
2,5-Dibromotoluene (FID)	%	89.4	70.0-130	09/27/20 02:22	
2,5-Dibromotoluene (PID)	%	77.9	70.0-130	09/27/20 02:22	

LABORATORY CONTROL SAMPLE & LCSD: R3575310-1 R3575310-3

Parameter	Units	Spike Conc.	LCS Result	LCSD Result	LCS % Rec	LCSD % Rec	% Rec Limits	RPD	Max RPD	Qualifiers
Aliphatic (C05-C08)	ug/L	1200	1110	1150	92.5	95.8	70.0-130	3.54	25	
Aliphatic (C09-C12)	ug/L	1400	1380	1630	98.6	116	70.0-130	16.6	25	
Aromatic (C09-C10),Unadjusted	ug/L	200	230	256	115	128	70.0-130	10.7	25	
Total VPH	ug/L	2800	2720	3040	97.1	109	70.0-130	11.1	25	
2,5-Dibromotoluene (FID)	%				100	97.5	70.0-130			
2,5-Dibromotoluene (PID)	%				101	85.4	70.0-130			

Results presented on this page are in the units indicated by the "Units" column except where an alternate unit is presented to the right of the result.

REPORT OF LABORATORY ANALYSIS

This report shall not be reproduced, except in full,
without the written consent of Pace Analytical Services, LLC.

Pace Analytical Services, LLC
9800 Kincey Ave. Suite 100
Huntersville, NC 28078
(704)875-9092

QUALITY CONTROL DATA

Project: 2020-L1-2448 Incident
Pace Project No.: 92497403

QC Batch: 569158
QC Batch Method: EPA 3010A
Analysis Method: EPA 6010D
Analysis Description: 6010 MET
Laboratory: Pace Analytical Services - Asheville
Associated Lab Samples: 92497403001

METHOD BLANK: 3015787 Matrix: Water
Associated Lab Samples: 92497403001

Parameter	Units	Blank Result	Reporting Limit	Analyzed	Qualifiers
Lead	ug/L	ND	5.0	09/27/20 15:44	

LABORATORY CONTROL SAMPLE: 3015788

Parameter	Units	Spike Conc.	LCS Result	LCS % Rec	% Rec Limits	Qualifiers
Lead	ug/L	500	482	96	80-120	

MATRIX SPIKE & MATRIX SPIKE DUPLICATE: 3015789 3015790

Parameter	Units	92497401001 Result	MS Spike Conc.	MSD Spike Conc.	MS Result	MSD Result	MS % Rec	MSD % Rec	% Rec Limits	RPD	Qual
Lead	ug/L	ND	500	500	518	520	103	103	75-125	0	

Results presented on this page are in the units indicated by the "Units" column except where an alternate unit is presented to the right of the result.

REPORT OF LABORATORY ANALYSIS

This report shall not be reproduced, except in full,
without the written consent of Pace Analytical Services, LLC.

Pace Analytical Services, LLC
9800 Kincey Ave. Suite 100
Huntersville, NC 28078
(704)875-9092

QUALITY CONTROL DATA

Project: 2020-L1-2448 Incident
Pace Project No.: 92497403

QC Batch: 569140
QC Batch Method: SM 6200B
Analysis Method: SM 6200B
Analysis Description: 6200B MSV
Laboratory: Pace Analytical Services - Charlotte

Associated Lab Samples: 92497403001

METHOD BLANK: 3015732 Matrix: Water
Associated Lab Samples: 92497403001

Parameter	Units	Blank Result	Reporting Limit	Analyzed	Qualifiers
1,1,1,2-Tetrachloroethane	ug/L	ND	0.50	09/26/20 04:42	
1,1,1-Trichloroethane	ug/L	ND	0.50	09/26/20 04:42	
1,1,2,2-Tetrachloroethane	ug/L	ND	0.50	09/26/20 04:42	
1,1,2-Trichloroethane	ug/L	ND	0.50	09/26/20 04:42	
1,1-Dichloroethane	ug/L	ND	0.50	09/26/20 04:42	
1,1-Dichloroethene	ug/L	ND	0.50	09/26/20 04:42	
1,1-Dichloropropene	ug/L	ND	0.50	09/26/20 04:42	
1,2,3-Trichlorobenzene	ug/L	ND	2.0	09/26/20 04:42	
1,2,3-Trichloropropane	ug/L	ND	0.50	09/26/20 04:42	
1,2,4-Trichlorobenzene	ug/L	ND	2.0	09/26/20 04:42	
1,2,4-Trimethylbenzene	ug/L	ND	0.50	09/26/20 04:42	
1,2-Dibromo-3-chloropropane	ug/L	ND	1.0	09/26/20 04:42	
1,2-Dibromoethane (EDB)	ug/L	ND	0.50	09/26/20 04:42	
1,2-Dichlorobenzene	ug/L	ND	0.50	09/26/20 04:42	
1,2-Dichloroethane	ug/L	ND	0.50	09/26/20 04:42	
1,2-Dichloropropane	ug/L	ND	0.50	09/26/20 04:42	
1,3,5-Trimethylbenzene	ug/L	ND	0.50	09/26/20 04:42	
1,3-Dichlorobenzene	ug/L	ND	0.50	09/26/20 04:42	
1,3-Dichloropropane	ug/L	ND	0.50	09/26/20 04:42	
1,4-Dichlorobenzene	ug/L	ND	0.50	09/26/20 04:42	
2,2-Dichloropropane	ug/L	ND	0.50	09/26/20 04:42	
2-Chlorotoluene	ug/L	ND	0.50	09/26/20 04:42	
4-Chlorotoluene	ug/L	ND	0.50	09/26/20 04:42	
Benzene	ug/L	ND	0.50	09/26/20 04:42	
Bromobenzene	ug/L	ND	0.50	09/26/20 04:42	
Bromochloromethane	ug/L	ND	0.50	09/26/20 04:42	
Bromodichloromethane	ug/L	ND	0.50	09/26/20 04:42	
Bromoform	ug/L	ND	0.50	09/26/20 04:42	
Bromomethane	ug/L	ND	5.0	09/26/20 04:42	
Carbon tetrachloride	ug/L	ND	0.50	09/26/20 04:42	
Chlorobenzene	ug/L	ND	0.50	09/26/20 04:42	
Chloroethane	ug/L	ND	1.0	09/26/20 04:42	
Chloroform	ug/L	ND	0.50	09/26/20 04:42	
Chloromethane	ug/L	ND	1.0	09/26/20 04:42	
cis-1,2-Dichloroethene	ug/L	ND	0.50	09/26/20 04:42	
cis-1,3-Dichloropropene	ug/L	ND	0.50	09/26/20 04:42	
Dibromochloromethane	ug/L	ND	0.50	09/26/20 04:42	
Dibromomethane	ug/L	ND	0.50	09/26/20 04:42	
Dichlorodifluoromethane	ug/L	ND	0.50	09/26/20 04:42	
Diisopropyl ether	ug/L	ND	0.50	09/26/20 04:42	

Results presented on this page are in the units indicated by the "Units" column except where an alternate unit is presented to the right of the result.

REPORT OF LABORATORY ANALYSIS

This report shall not be reproduced, except in full,
without the written consent of Pace Analytical Services, LLC.

Pace Analytical Services, LLC
9800 Kincey Ave. Suite 100
Huntersville, NC 28078
(704)875-9092

QUALITY CONTROL DATA

Project: 2020-L1-2448 Incident
Pace Project No.: 92497403

METHOD BLANK: 3015732 Matrix: Water
Associated Lab Samples: 92497403001

Parameter	Units	Blank Result	Reporting Limit	Analyzed	Qualifiers
Ethylbenzene	ug/L	ND	0.50	09/26/20 04:42	
Hexachloro-1,3-butadiene	ug/L	ND	2.0	09/26/20 04:42	
Isopropylbenzene (Cumene)	ug/L	ND	0.50	09/26/20 04:42	
m&p-Xylene	ug/L	ND	1.0	09/26/20 04:42	
Methyl-tert-butyl ether	ug/L	ND	0.50	09/26/20 04:42	
Methylene Chloride	ug/L	ND	2.0	09/26/20 04:42	
n-Butylbenzene	ug/L	ND	0.50	09/26/20 04:42	
n-Propylbenzene	ug/L	ND	0.50	09/26/20 04:42	
Naphthalene	ug/L	ND	2.0	09/26/20 04:42	
o-Xylene	ug/L	ND	0.50	09/26/20 04:42	
sec-Butylbenzene	ug/L	ND	0.50	09/26/20 04:42	
Styrene	ug/L	ND	0.50	09/26/20 04:42	
tert-Butylbenzene	ug/L	ND	0.50	09/26/20 04:42	
Tetrachloroethene	ug/L	ND	0.50	09/26/20 04:42	
Toluene	ug/L	ND	0.50	09/26/20 04:42	
trans-1,2-Dichloroethene	ug/L	ND	0.50	09/26/20 04:42	
trans-1,3-Dichloropropene	ug/L	ND	0.50	09/26/20 04:42	
Trichloroethene	ug/L	ND	0.50	09/26/20 04:42	
Trichlorofluoromethane	ug/L	ND	1.0	09/26/20 04:42	
Vinyl chloride	ug/L	ND	1.0	09/26/20 04:42	
1,2-Dichloroethane-d4 (S)	%	103	70-130	09/26/20 04:42	
4-Bromofluorobenzene (S)	%	104	70-130	09/26/20 04:42	
Toluene-d8 (S)	%	108	70-130	09/26/20 04:42	

LABORATORY CONTROL SAMPLE: 3015733

Parameter	Units	Spike Conc.	LCS Result	LCS % Rec	% Rec Limits	Qualifiers
1,1,1,2-Tetrachloroethane	ug/L	50	47.2	94	60-140	
1,1,1-Trichloroethane	ug/L	50	52.4	105	60-140	
1,1,2,2-Tetrachloroethane	ug/L	50	50.2	100	60-140	
1,1,2-Trichloroethane	ug/L	50	47.7	95	60-140	
1,1-Dichloroethane	ug/L	50	53.3	107	60-140	
1,1-Dichloroethene	ug/L	50	59.0	118	60-140	
1,1-Dichloropropene	ug/L	50	48.3	97	60-140	
1,2,3-Trichlorobenzene	ug/L	50	49.5	99	60-140	
1,2,3-Trichloropropane	ug/L	50	50.9	102	60-140	
1,2,4-Trichlorobenzene	ug/L	50	48.6	97	60-140	
1,2,4-Trimethylbenzene	ug/L	50	53.5	107	60-140	
1,2-Dibromo-3-chloropropane	ug/L	50	56.2	112	60-140	
1,2-Dibromoethane (EDB)	ug/L	50	55.5	111	60-140	
1,2-Dichlorobenzene	ug/L	50	51.4	103	60-140	
1,2-Dichloroethane	ug/L	50	54.0	108	60-140	
1,2-Dichloropropane	ug/L	50	48.1	96	60-140	
1,3,5-Trimethylbenzene	ug/L	50	54.0	108	60-140	

Results presented on this page are in the units indicated by the "Units" column except where an alternate unit is presented to the right of the result.

REPORT OF LABORATORY ANALYSIS

This report shall not be reproduced, except in full,
without the written consent of Pace Analytical Services, LLC.

Pace Analytical Services, LLC
9800 Kincey Ave. Suite 100
Huntersville, NC 28078
(704)875-9092

QUALITY CONTROL DATA

Project: 2020-L1-2448 Incident
Pace Project No.: 92497403

LABORATORY CONTROL SAMPLE: 3015733

Parameter	Units	Spike Conc.	LCS Result	LCS % Rec	% Rec Limits	Qualifiers
1,3-Dichlorobenzene	ug/L	50	50.0	100	60-140	
1,3-Dichloropropane	ug/L	50	56.8	114	60-140	
1,4-Dichlorobenzene	ug/L	50	50.1	100	60-140	
2,2-Dichloropropane	ug/L	50	49.1	98	60-140	
2-Chlorotoluene	ug/L	50	51.5	103	60-140	
4-Chlorotoluene	ug/L	50	50.3	101	60-140	
Benzene	ug/L	50	51.7	103	60-140	
Bromobenzene	ug/L	50	50.0	100	60-140	
Bromochloromethane	ug/L	50	51.3	103	60-140	
Bromodichloromethane	ug/L	50	46.6	93	60-140	
Bromoform	ug/L	50	55.2	110	60-140	
Bromomethane	ug/L	50	47.9	96	60-140	
Carbon tetrachloride	ug/L	50	53.7	107	60-140	
Chlorobenzene	ug/L	50	49.6	99	60-140	
Chloroethane	ug/L	50	52.7	105	60-140	
Chloroform	ug/L	50	55.6	111	60-140	
Chloromethane	ug/L	50	41.2	82	60-140	
cis-1,2-Dichloroethene	ug/L	50	52.9	106	60-140	
cis-1,3-Dichloropropene	ug/L	50	49.5	99	60-140	
Dibromochloromethane	ug/L	50	48.4	97	60-140	
Dibromomethane	ug/L	50	50.5	101	60-140	
Dichlorodifluoromethane	ug/L	50	43.8	88	60-140	
Diisopropyl ether	ug/L	50	52.3	105	60-140	
Ethylbenzene	ug/L	50	50.8	102	60-140	
Hexachloro-1,3-butadiene	ug/L	50	48.7	97	60-140	
Isopropylbenzene (Cumene)	ug/L	50	50.4	101	60-140	
m&p-Xylene	ug/L	100	99.0	99	60-140	
Methyl-tert-butyl ether	ug/L	50	44.1	88	60-140	
Methylene Chloride	ug/L	50	47.0	94	60-140	
n-Butylbenzene	ug/L	50	51.6	103	60-140	
n-Propylbenzene	ug/L	50	49.9	100	60-140	
Naphthalene	ug/L	50	49.4	99	60-140	
o-Xylene	ug/L	50	48.4	97	60-140	
sec-Butylbenzene	ug/L	50	50.8	102	60-140	
Styrene	ug/L	50	52.8	106	60-140	
tert-Butylbenzene	ug/L	50	45.1	90	60-140	
Tetrachloroethene	ug/L	50	53.3	107	60-140	
Toluene	ug/L	50	46.9	94	60-140	
trans-1,2-Dichloroethene	ug/L	50	56.5	113	60-140	
trans-1,3-Dichloropropene	ug/L	50	48.4	97	60-140	
Trichloroethene	ug/L	50	49.3	99	60-140	
Trichlorofluoromethane	ug/L	50	48.8	98	60-140	
Vinyl chloride	ug/L	50	43.9	88	60-140	
1,2-Dichloroethane-d4 (S)	%			112	70-130	
4-Bromofluorobenzene (S)	%			100	70-130	
Toluene-d8 (S)	%			96	70-130	

Results presented on this page are in the units indicated by the "Units" column except where an alternate unit is presented to the right of the result.

REPORT OF LABORATORY ANALYSIS

This report shall not be reproduced, except in full,
without the written consent of Pace Analytical Services, LLC.

Pace Analytical Services, LLC
9800 Kincey Ave. Suite 100
Huntersville, NC 28078
(704)875-9092

QUALITY CONTROL DATA

Project: 2020-L1-2448 Incident
Pace Project No.: 92497403

MATRIX SPIKE & MATRIX SPIKE DUPLICATE: 3015734 3015735

Parameter	Units	92497414001 Result	MS Spike Conc.	MSD Spike Conc.	MS Result	MSD Result	MS % Rec	MSD % Rec	% Rec Limits	RPD	Qual
1,1,1,2-Tetrachloroethane	ug/L	ND	20	20	18.4	18.1	92	91	60-140	1	
1,1,1-Trichloroethane	ug/L	ND	20	20	23.8	23.8	119	119	60-140	0	
1,1,2,2-Tetrachloroethane	ug/L	ND	20	20	18.7	18.6	94	93	60-140	1	
1,1,2-Trichloroethane	ug/L	ND	20	20	20.4	20.1	102	101	60-140	1	
1,1-Dichloroethane	ug/L	ND	20	20	21.2	22.3	106	111	60-140	5	
1,1-Dichloroethene	ug/L	ND	20	20	21.9	22.5	110	112	60-140	2	
1,1-Dichloropropene	ug/L	ND	20	20	21.2	20.8	106	104	60-140	2	
1,2,3-Trichlorobenzene	ug/L	ND	20	20	19.6	19.2	98	96	60-140	2	
1,2,3-Trichloropropane	ug/L	ND	20	20	19.7	20.1	99	100	60-140	2	
1,2,4-Trichlorobenzene	ug/L	ND	20	20	18.5	18.7	93	94	60-140	1	
1,2,4-Trimethylbenzene	ug/L	ND	20	20	19.4	19.3	97	96	60-140	1	
1,2-Dibromo-3-chloropropane	ug/L	ND	20	20	19.3	19.1	96	96	60-140	1	
1,2-Dibromoethane (EDB)	ug/L	ND	20	20	22.6	22.7	113	113	60-140	0	
1,2-Dichlorobenzene	ug/L	ND	20	20	19.8	20.1	99	100	60-140	1	
1,2-Dichloroethane	ug/L	ND	20	20	20.2	20.4	101	102	60-140	1	
1,2-Dichloropropane	ug/L	ND	20	20	22.0	21.3	110	107	60-140	3	
1,3,5-Trimethylbenzene	ug/L	ND	20	20	19.4	19.3	97	97	60-140	0	
1,3-Dichlorobenzene	ug/L	ND	20	20	19.9	19.7	99	98	60-140	1	
1,3-Dichloropropane	ug/L	ND	20	20	20.9	20.6	105	103	60-140	1	
1,4-Dichlorobenzene	ug/L	ND	20	20	20.1	20.3	100	101	60-140	1	
2,2-Dichloropropane	ug/L	ND	20	20	18.9	19.6	94	98	60-140	4	
2-Chlorotoluene	ug/L	ND	20	20	19.8	19.4	99	97	60-140	2	
4-Chlorotoluene	ug/L	ND	20	20	19.5	19.2	97	96	60-140	2	
Benzene	ug/L	ND	20	20	21.5	21.0	107	105	60-140	2	
Bromobenzene	ug/L	ND	20	20	19.2	19.6	96	98	60-140	2	
Bromochloromethane	ug/L	ND	20	20	23.7	25.7	118	128	60-140	8	
Bromodichloromethane	ug/L	ND	20	20	22.4	21.9	112	109	60-140	3	
Bromoform	ug/L	ND	20	20	19.5	19.3	98	97	60-140	1	
Bromomethane	ug/L	ND	20	20	21.6	22.4	108	112	60-140	4	
Carbon tetrachloride	ug/L	ND	20	20	23.9	23.6	119	118	60-140	1	
Chlorobenzene	ug/L	ND	20	20	20.8	20.2	104	101	60-140	3	
Chloroethane	ug/L	ND	20	20	20.8	20.1	104	101	60-140	3	
Chloroform	ug/L	ND	20	20	24.7	24.3	124	121	60-140	2	
Chloromethane	ug/L	ND	20	20	12.4	12.7	62	63	60-140	2	
cis-1,2-Dichloroethene	ug/L	ND	20	20	21.0	21.5	105	107	60-140	2	
cis-1,3-Dichloropropene	ug/L	ND	20	20	19.7	19.6	99	98	60-140	1	
Dibromochloromethane	ug/L	ND	20	20	19.6	19.1	98	95	60-140	3	
Dibromomethane	ug/L	ND	20	20	24.3	23.4	122	117	60-140	4	
Dichlorodifluoromethane	ug/L	ND	20	20	22.6	22.8	113	114	60-140	1	
Diisopropyl ether	ug/L	ND	20	20	15.7	15.7	78	78	60-140	0	
Ethylbenzene	ug/L	ND	20	20	21.1	20.6	106	103	60-140	3	
Hexachloro-1,3-butadiene	ug/L	ND	20	20	21.8	21.2	109	106	60-140	3	
Isopropylbenzene (Cumene)	ug/L	ND	20	20	21.1	21.0	106	105	60-140	1	
m&p-Xylene	ug/L	ND	40	40	42.3	41.0	106	103	60-140	3	
Methyl-tert-butyl ether	ug/L	ND	20	20	22.7	23.1	114	115	60-140	2	
Methylene Chloride	ug/L	ND	20	20	15.9	15.2	80	76	60-140	4	

Results presented on this page are in the units indicated by the "Units" column except where an alternate unit is presented to the right of the result.

REPORT OF LABORATORY ANALYSIS

This report shall not be reproduced, except in full,
without the written consent of Pace Analytical Services, LLC.

Pace Analytical Services, LLC
9800 Kincey Ave. Suite 100
Huntersville, NC 28078
(704)875-9092

QUALITY CONTROL DATA

Project: 2020-L1-2448 Incident
Pace Project No.: 92497403

MATRIX SPIKE & MATRIX SPIKE DUPLICATE: 3015734 3015735

Parameter	Units	92497414001 Result	MS Spike Conc.	MSD Spike Conc.	MS Result	MSD Result	MS % Rec	MSD % Rec	% Rec Limits	RPD	Qual
n-Butylbenzene	ug/L	ND	20	20	18.0	17.3	90	87	60-140	4	
n-Propylbenzene	ug/L	ND	20	20	19.2	19.1	96	96	60-140	0	
Naphthalene	ug/L	ND	20	20	19.1	18.3	96	92	60-140	4	
o-Xylene	ug/L	ND	20	20	20.5	20.1	103	100	60-140	2	
sec-Butylbenzene	ug/L	ND	20	20	19.0	18.9	95	94	60-140	1	
Styrene	ug/L	ND	20	20	21.5	20.4	108	102	60-140	5	
tert-Butylbenzene	ug/L	ND	20	20	18.3	18.3	92	92	60-140	0	
Tetrachloroethene	ug/L	ND	20	20	21.8	20.7	109	104	60-140	5	
Toluene	ug/L	ND	20	20	21.6	21.0	108	105	60-140	3	
trans-1,2-Dichloroethene	ug/L	ND	20	20	21.7	20.8	108	104	60-140	4	
trans-1,3-Dichloropropene	ug/L	ND	20	20	20.3	19.6	101	98	60-140	3	
Trichloroethene	ug/L	ND	20	20	24.4	24.9	122	125	60-140	2	
Trichlorofluoromethane	ug/L	ND	20	20	24.5	24.9	122	125	60-140	2	
Vinyl chloride	ug/L	ND	20	20	18.5	18.5	93	92	60-140	0	
1,2-Dichloroethane-d4 (S)	%						97	98	70-130		
4-Bromofluorobenzene (S)	%						103	100	70-130		
Toluene-d8 (S)	%						98	98	70-130		

Results presented on this page are in the units indicated by the "Units" column except where an alternate unit is presented to the right of the result.

REPORT OF LABORATORY ANALYSIS

This report shall not be reproduced, except in full,
without the written consent of Pace Analytical Services, LLC.

Pace Analytical Services, LLC
9800 Kincey Ave. Suite 100
Huntersville, NC 28078
(704)875-9092

QUALIFIERS

Project: 2020-L1-2448 Incident
Pace Project No.: 92497403

DEFINITIONS

DF - Dilution Factor, if reported, represents the factor applied to the reported data due to dilution of the sample aliquot.

ND - Not Detected at or above adjusted reporting limit.

TNTC - Too Numerous To Count

J - Estimated concentration above the adjusted method detection limit and below the adjusted reporting limit.

MDL - Adjusted Method Detection Limit.

PQL - Practical Quantitation Limit.

RL - Reporting Limit - The lowest concentration value that meets project requirements for quantitative data with known precision and bias for a specific analyte in a specific matrix.

S - Surrogate

1,2-Diphenylhydrazine decomposes to and cannot be separated from Azobenzene using Method 8270. The result for each analyte is a combined concentration.

Consistent with EPA guidelines, unrounded data are displayed and have been used to calculate % recovery and RPD values.

LCS(D) - Laboratory Control Sample (Duplicate)

MS(D) - Matrix Spike (Duplicate)

DUP - Sample Duplicate

RPD - Relative Percent Difference

NC - Not Calculable.

SG - Silica Gel - Clean-Up

U - Indicates the compound was analyzed for, but not detected.

Acid preservation may not be appropriate for 2 Chloroethylvinyl ether.

A separate vial preserved to a pH of 4-5 is recommended in SW846 Chapter 4 for the analysis of Acrolein and Acrylonitrile by EPA Method 8260.

N-Nitrosodiphenylamine decomposes and cannot be separated from Diphenylamine using Method 8270. The result reported for each analyte is a combined concentration.

Pace Analytical is TNI accredited. Contact your Pace PM for the current list of accredited analytes.

TNI - The NELAC Institute.

ANALYTE QUALIFIERS

ST	Surrogate recovery was above laboratory control limits. Results may be biased high.

This report shall not be reproduced, except in full,
without the written consent of Pace Analytical Services, LLC.

Pace Analytical Services, LLC
9800 Kincey Ave. Suite 100
Huntersville, NC 28078
(704)875-9092

QUALITY CONTROL DATA CROSS REFERENCE TABLE

Project: 2020-L1-2448 Incident
Pace Project No.: 92497403

Lab ID	Sample ID	QC Batch Method	QC Batch	Analytical Method	Analytical Batch
92497403001	**14015_AC_RD 20200924**	MADEPV	1549893	MADEP VPH	1549893
92497403001	**14015_AC_RD 20200924**	EPA 3010A	569158	EPA 6010D	569170
92497403001	**14015_AC_RD 20200924**	SM 6200B	569140		

This report shall not be reproduced, except in full,
without the written consent of Pace Analytical Services, LLC.

CHAIN-OF-CUSTODY Analytical Request Document

Pace Analytical

Chain-of-Custody is a LEGAL DOCUMENT - Complete all relevent fields

LAB USE

WO# : 92497403

92497403

umber or

Company: Apex Companies	Billing Information:
Address:	
Report To: Andrew Street	Email To: Andrew.Street@apexcos.com
Copy To:	Site Collection Info/Address: 14015 Asbury Chapel Rd
Customer Project Name/Number: 2020-LI-2448 Incident	State: NC County/City: Huntersville Time Zone Collected: [ ] PT [ ] MT [ ] CT [ ] ET
Phone: Email:	Site/Facility ID #: Compliance Monitoring? [ ] Yes [ ] No
Collected By (print): Naomi Fretz	Purchase Order #: Quote #: DW PWS ID #: DW Location Code:
Collected By (signature): Naomi F	Turnaround Date Required: ASAP Immediately Packed on Ice: [ ] Yes [ ] No
Sample Disposal: [ ] Dispose as appropriate [ ] Return [ ] Archive: [ ] Hold:	Rush: [ ] Same Day [ ] Next Day [ ] 2 Day [ ] 3 Day [ ] 4 Day [ ] 5 Day (Expedite Charges Apply) Field Filtered (if applicable): [ ] Yes [ ] No Analysis:

Container

** Preservative Types: (1) nitric acid, (2) sulfuric acid, (3) hydrochloric acid, (4) sodium hydroxide, (5) zinc acetate, (6) methanol, (7) sodium bisulfate, (8) sodium thiosulfate, (9) hexane, (A) ascorbic acid, (B) ammonium sulfate, (C) ammonium hydroxide, (D) TSP, (U) Unpreserved, (O) Other

* Matrix Codes (Insert in Matrix box below): Drinking Water (DW), Ground Water (GW), Wastewater (WW), Product (P), Soil/Solid (SL), Oil (OL), Wipe (WP), Air (AR), Tissue (TS), Bioassay (B), Vapor (V), Other (OT)

Customer Sample ID	Matrix *	Comp / Grab	Collected (or Composite Start) Date	Collected (or Composite Start) Time	Composite End Date	Composite End Time	Res Cl	# of Ctns	Analyses: VOCs 6200B	MADEP VPH	Lead
14015_AC_RD_20200924	DW	G	9/24/20	1100				8	X	X	X

Analyses

Lab Profile/Line:

Lab Sample Receipt Checklist:

Custody Seals Present/Intact	Y N NA
Custody Signatures Present	Y N NA
Collector Signature Present	Y N NA
Bottles Intact	Y N NA
Correct Bottles	Y N NA
Sufficient Volume	Y N NA
Samples Received on Ice	Y N NA
VOA - Headspace Acceptable	Y N NA
USDA Regulated Soils	Y N NA
Samples in Holding Time	Y N NA
Residual Chlorine Present	Y N NA
Cl Strips:	
Sample pH Acceptable	Y N NA
pH Strips:	
Sulfide Present	Y N NA
Lead Acetate Strips:	

LAB USE ONLY:
Lab Sample # / Comments:
92497403 001

Customer Remarks / Special Conditions / Possible Hazards:

Type of Ice Used: Wet Blue Dry None

Packing Material Used:

Radchem sample(s) screened (<500 cpm): Y N NA

SHORT HOLDS PRESENT (<72 hours): Y N N/A

Lab Tracking #: 2538704

Samples received via: FEDEX UPS Client Courier Pace Courier

Lab Sample Temperature Info:
Temp Blank Received: Y N NA
Therm ID#: 92706I
Cooler 1 Temp Upon Receipt: 4 oC
Cooler 1 Therm Corr. Factor: 0 oC
Cooler 1 Corrected Temp: 4 oC
Comments:

Relinquished by/Company: (Signature)	Date/Time:	Received by/Company: (Signature)	Date/Time:
Naomi Fretz / Apex	9/25/20 1210	MJG Pace HVL	9-25-20 12:10
Relinquished by/Company: (Signature)	Date/Time:	Received by/Company: (Signature)	Date/Time:
Relinquished by/Company: (Signature)	Date/Time:	Received by/Company: (Signature)	Date/Time:

MTJL LAB USE ONLY
Table #:
Acctnum:
Template:
Prelogin:
PM:
PB:

Trip Blank Received: Y N NA
HCL MeOH TSP Other

Non Conformance(s): YES / NO

Page: of:

Pace Analytical Services, LLC
9800 Kincey Ave. Suite 100
Huntersville, NC 28078
(704)875-9092

September 29, 2020

Andrew Street
Apex Companies - NC
5900 Northwoods Business Pkwy
Suite 5900-0
Charlotte, NC 28269

RE: Project: 2020-L1-2448 Incident
Pace Project No.: 92497405

Dear Andrew Street:

Enclosed are the analytical results for sample(s) received by the laboratory on September 25, 2020. The results relate only to the samples included in this report. Results reported herein conform to the applicable TNI/NELAC Standards and the laboratory's Quality Manual, where applicable, unless otherwise noted in the body of the report.

The test results provided in this final report were generated by each of the following laboratories within the Pace Network:

- Pace National - Mt. Juliet
- Pace Analytical Services - Asheville
- Pace Analytical Services - Charlotte

If you have any questions concerning this report, please feel free to contact me.

Sincerely,

Angela M. Baioni

Angela Baioni
angela.baioni@pacelabs.com
(704)875-9092
Project Manager

Enclosures

cc: J Culbreath, Colonial Pipeline Company
Robert Hughes, Colonial Pipeline
Margaret King, APEX Companies, LLC
Emily Little, Apex Companies
Jeff Morrison, Colonial Pipeline Company
Tom Naumann, APEX Companies - NC
Joe Nicolette, Montrose-EPS
Christopher Schultz, Apex Companies
Alex Testoff, Montrose-EPS
Michael Verdon, Colonial Pipeline Company
JM Wyatt, Colonial Pipeline Company

This report shall not be reproduced, except in full,
without the written consent of Pace Analytical Services, LLC.

Pace Analytical Services, LLC
9800 Kincey Ave. Suite 100
Huntersville, NC 28078
(704)875-9092

CERTIFICATIONS

Project: 2020-L1-2448 Incident
Pace Project No.: 92497405

Pace Analytical Services National

12065 Lebanon Road, Mt. Juliet, TN 37122
Alabama Certification #: 40660
Alaska Certification 17-026
Arizona Certification #: AZ0612
Arkansas Certification #: 88-0469
California Certification #: 2932
Canada Certification #: 1461.01
Colorado Certification #: TN00003
Connecticut Certification #: PH-0197
DOD Certification: #1461.01
EPA# TN00003
Florida Certification #: E87487
Georgia DW Certification #: 923
Georgia Certification: NELAP
Idaho Certification #: TN00003
Illinois Certification #: 200008
Indiana Certification #: C-TN-01
Iowa Certification #: 364
Kansas Certification #: E-10277
Kentucky UST Certification #: 16
Kentucky Certification #: 90010
Louisiana Certification #: AI30792
Louisiana DW Certification #: LA180010
Maine Certification #: TN0002
Maryland Certification #: 324
Massachusetts Certification #: M-TN003
Michigan Certification #: 9958
Minnesota Certification #: 047-999-395
Mississippi Certification #: TN00003
Missouri Certification #: 340
Montana Certification #: CERT0086
Nebraska Certification #: NE-OS-15-05
Nevada Certification #: TN-03-2002-34
New Hampshire Certification #: 2975
New Jersey Certification #: TN002
New Mexico DW Certification
New York Certification #: 11742
North Carolina Aquatic Toxicity Certification #: 41
North Carolina Drinking Water Certification #: 21704
North Carolina Environmental Certificate #: 375
North Dakota Certification #: R-140
Ohio VAP Certification #: CL0069
Oklahoma Certification #: 9915
Oregon Certification #: TN200002
Pennsylvania Certification #: 68-02979
Rhode Island Certification #: LAO00356
South Carolina Certification #: 84004
South Dakota Certification
Tennessee DW/Chem/Micro Certification #: 2006
Texas Certification #: T 104704245-17-14
Texas Mold Certification #: LAB0152
USDA Soil Permit #: P330-15-00234
Utah Certification #: TN00003
Vermont Dept. of Health: ID# VT-2006
Virginia Certification #: VT2006
Virginia Certification #: 460132
Washington Certification #: C847
West Virginia Certification #: 233
Wisconsin Certification #: 9980939910
Wyoming UST Certification #: via A2LA 2926.01
A2LA-ISO 17025 Certification #: 1461.01
A2LA-ISO 17025 Certification #: 1461.02
AIHA-LAP/LLC EMLAP Certification #:100789

Pace Analytical Services Charlotte

9800 Kincey Ave. Ste 100, Huntersville, NC 28078
Louisiana/NELAP Certification # LA170028
North Carolina Drinking Water Certification #: 37706
North Carolina Field Services Certification #: 5342
North Carolina Wastewater Certification #: 12
South Carolina Certification #: 99006001
Florida/NELAP Certification #: E87627
Kentucky UST Certification #: 84
Virginia/VELAP Certification #: 460221

Pace Analytical Services Asheville

2225 Riverside Drive, Asheville, NC 28804
Florida/NELAP Certification #: E87648
Massachusetts Certification #: M-NC030
North Carolina Drinking Water Certification #: 37712
North Carolina Wastewater Certification #: 40
South Carolina Certification #: 99030001
Virginia/VELAP Certification #: 460222

REPORT OF LABORATORY ANALYSIS

This report shall not be reproduced, except in full,
without the written consent of Pace Analytical Services, LLC.

Pace Analytical Services, LLC
9800 Kincey Ave. Suite 100
Huntersville, NC 28078
(704)875-9092

SAMPLE ANALYTE COUNT

Project: 2020-L1-2448 Incident
Pace Project No.: 92497405

Lab ID	Sample ID	Method	Analysts	Analytes Reported	Laboratory
92497405001	**13937_AC_RD 20200924**	MADEP VPH	DWR	6	PAN
		EPA 6010D	DS	1	PASI-A
		SM 6200B	CL	63	PASI-C

PAN = Pace National - Mt. Juliet
PASI-A = Pace Analytical Services - Asheville
PASI-C = Pace Analytical Services - Charlotte

This report shall not be reproduced, except in full,
without the written consent of Pace Analytical Services, LLC.

Pace Analytical Services, LLC
9800 Kincey Ave. Suite 100
Huntersville, NC 28078
(704)875-9092

ANALYTICAL RESULTS

Project: 2020-L1-2448 Incident
Pace Project No.: 92497405

Sample: 13937_AC_RD 20200924 **Lab ID: 92497405001** Collected: 09/24/20 12:25 Received: 09/25/20 12:10 Matrix: Water

Parameters	Results	Units	Report Limit	DF	Prepared	Analyzed	CAS No.	Qual
MADEPV	Analytical Method: MADEP VPH Preparation Method: MADEPV Pace National - Mt. Juliet							
Aliphatic (C05-C08)	ND	ug/L	100	1	09/27/20 08:28	09/27/20 08:28		
Aliphatic (C09-C12)	ND	ug/L	100	1	09/27/20 08:28	09/27/20 08:28		
Aromatic (C09-C10),Unadjusted	ND	ug/L	100	1	09/27/20 08:28	09/27/20 08:28	TPHC9C10A	
Total VPH	ND	ug/L	100	1	09/27/20 08:28	09/27/20 08:28	VPH	
Surrogates								
2,5-Dibromotoluene (FID)	93.6	%	70.0-130	1	09/27/20 08:28	09/27/20 08:28	615-59-8FID	
2,5-Dibromotoluene (PID)	84.0	%	70.0-130	1	09/27/20 08:28	09/27/20 08:28	615-59-8PID	
6010 MET ICP	Analytical Method: EPA 6010D Preparation Method: EPA 3010A Pace Analytical Services - Asheville							
Lead	ND	ug/L	5.0	1	09/26/20 00:58	09/27/20 16:13	7439-92-1	
6200B MSV	Analytical Method: SM 6200B Pace Analytical Services - Charlotte							
Benzene	ND	ug/L	0.50	1		09/26/20 12:33	71-43-2	
Bromobenzene	ND	ug/L	0.50	1		09/26/20 12:33	108-86-1	
Bromochloromethane	ND	ug/L	0.50	1		09/26/20 12:33	74-97-5	
Bromodichloromethane	ND	ug/L	0.50	1		09/26/20 12:33	75-27-4	
Bromoform	ND	ug/L	0.50	1		09/26/20 12:33	75-25-2	
Bromomethane	ND	ug/L	5.0	1		09/26/20 12:33	74-83-9	
n-Butylbenzene	ND	ug/L	0.50	1		09/26/20 12:33	104-51-8	
sec-Butylbenzene	ND	ug/L	0.50	1		09/26/20 12:33	135-98-8	
tert-Butylbenzene	ND	ug/L	0.50	1		09/26/20 12:33	98-06-6	
Carbon tetrachloride	ND	ug/L	0.50	1		09/26/20 12:33	56-23-5	
Chlorobenzene	ND	ug/L	0.50	1		09/26/20 12:33	108-90-7	
Chloroethane	ND	ug/L	1.0	1		09/26/20 12:33	75-00-3	
Chloroform	ND	ug/L	0.50	1		09/26/20 12:33	67-66-3	
Chloromethane	ND	ug/L	1.0	1		09/26/20 12:33	74-87-3	
2-Chlorotoluene	ND	ug/L	0.50	1		09/26/20 12:33	95-49-8	
4-Chlorotoluene	ND	ug/L	0.50	1		09/26/20 12:33	106-43-4	
1,2-Dibromo-3-chloropropane	ND	ug/L	1.0	1		09/26/20 12:33	96-12-8	
Dibromochloromethane	ND	ug/L	0.50	1		09/26/20 12:33	124-48-1	
1,2-Dibromoethane (EDB)	ND	ug/L	0.50	1		09/26/20 12:33	106-93-4	
Dibromomethane	ND	ug/L	0.50	1		09/26/20 12:33	74-95-3	
1,2-Dichlorobenzene	ND	ug/L	0.50	1		09/26/20 12:33	95-50-1	
1,3-Dichlorobenzene	ND	ug/L	0.50	1		09/26/20 12:33	541-73-1	
1,4-Dichlorobenzene	ND	ug/L	0.50	1		09/26/20 12:33	106-46-7	
Dichlorodifluoromethane	ND	ug/L	0.50	1		09/26/20 12:33	75-71-8	
1,1-Dichloroethane	ND	ug/L	0.50	1		09/26/20 12:33	75-34-3	
1,2-Dichloroethane	ND	ug/L	0.50	1		09/26/20 12:33	107-06-2	
1,1-Dichloroethene	ND	ug/L	0.50	1		09/26/20 12:33	75-35-4	
cis-1,2-Dichloroethene	ND	ug/L	0.50	1		09/26/20 12:33	156-59-2	
trans-1,2-Dichloroethene	ND	ug/L	0.50	1		09/26/20 12:33	156-60-5	
1,2-Dichloropropane	ND	ug/L	0.50	1		09/26/20 12:33	78-87-5	
1,3-Dichloropropane	ND	ug/L	0.50	1		09/26/20 12:33	142-28-9	
2,2-Dichloropropane	ND	ug/L	0.50	1		09/26/20 12:33	594-20-7	

REPORT OF LABORATORY ANALYSIS

This report shall not be reproduced, except in full,
without the written consent of Pace Analytical Services, LLC.

Pace Analytical Services, LLC
9800 Kincey Ave. Suite 100
Huntersville, NC 28078
(704)875-9092

ANALYTICAL RESULTS

Project: 2020-L1-2448 Incident
Pace Project No.: 92497405

Sample: 13937_AC_RD 20200924 **Lab ID: 92497405001** Collected: 09/24/20 12:25 Received: 09/25/20 12:10 Matrix: Water

Parameters	Results	Units	Report Limit	DF	Prepared	Analyzed	CAS No.	Qual
6200B MSV	Analytical Method: SM 6200B Pace Analytical Services - Charlotte							
1,1-Dichloropropene	ND	ug/L	0.50	1		09/26/20 12:33	563-58-6	
cis-1,3-Dichloropropene	ND	ug/L	0.50	1		09/26/20 12:33	10061-01-5	
trans-1,3-Dichloropropene	ND	ug/L	0.50	1		09/26/20 12:33	10061-02-6	
Diisopropyl ether	ND	ug/L	0.50	1		09/26/20 12:33	108-20-3	
Ethylbenzene	ND	ug/L	0.50	1		09/26/20 12:33	100-41-4	
Hexachloro-1,3-butadiene	ND	ug/L	2.0	1		09/26/20 12:33	87-68-3	
Isopropylbenzene (Cumene)	ND	ug/L	0.50	1		09/26/20 12:33	98-82-8	
Methylene Chloride	ND	ug/L	2.0	1		09/26/20 12:33	75-09-2	
Methyl-tert-butyl ether	ND	ug/L	0.50	1		09/26/20 12:33	1634-04-4	
Naphthalene	ND	ug/L	2.0	1		09/26/20 12:33	91-20-3	
n-Propylbenzene	ND	ug/L	0.50	1		09/26/20 12:33	103-65-1	
Styrene	ND	ug/L	0.50	1		09/26/20 12:33	100-42-5	
1,1,1,2-Tetrachloroethane	ND	ug/L	0.50	1		09/26/20 12:33	630-20-6	
1,1,2,2-Tetrachloroethane	ND	ug/L	0.50	1		09/26/20 12:33	79-34-5	
Tetrachloroethene	ND	ug/L	0.50	1		09/26/20 12:33	127-18-4	
Toluene	ND	ug/L	0.50	1		09/26/20 12:33	108-88-3	
1,2,3-Trichlorobenzene	ND	ug/L	2.0	1		09/26/20 12:33	87-61-6	
1,2,4-Trichlorobenzene	ND	ug/L	2.0	1		09/26/20 12:33	120-82-1	
1,1,1-Trichloroethane	ND	ug/L	0.50	1		09/26/20 12:33	71-55-6	
1,1,2-Trichloroethane	ND	ug/L	0.50	1		09/26/20 12:33	79-00-5	
Trichloroethene	ND	ug/L	0.50	1		09/26/20 12:33	79-01-6	
Trichlorofluoromethane	ND	ug/L	1.0	1		09/26/20 12:33	75-69-4	
1,2,3-Trichloropropane	ND	ug/L	0.50	1		09/26/20 12:33	96-18-4	
1,2,4-Trimethylbenzene	ND	ug/L	0.50	1		09/26/20 12:33	95-63-6	
1,3,5-Trimethylbenzene	ND	ug/L	0.50	1		09/26/20 12:33	108-67-8	
Vinyl chloride	ND	ug/L	1.0	1		09/26/20 12:33	75-01-4	
m&p-Xylene	ND	ug/L	1.0	1		09/26/20 12:33	179601-23-1	
o-Xylene	ND	ug/L	0.50	1		09/26/20 12:33	95-47-6	
Surrogates								
1,2-Dichloroethane-d4 (S)	103	%	70-130	1		09/26/20 12:33	17060-07-0	
4-Bromofluorobenzene (S)	103	%	70-130	1		09/26/20 12:33	460-00-4	
Toluene-d8 (S)	106	%	70-130	1		09/26/20 12:33	2037-26-5	

REPORT OF LABORATORY ANALYSIS

This report shall not be reproduced, except in full,
without the written consent of Pace Analytical Services, LLC.

Pace Analytical Services, LLC
9800 Kincey Ave. Suite 100
Huntersville, NC 28078
(704)875-9092

QUALITY CONTROL DATA

Project: 2020-L1-2448 Incident
Pace Project No.: 92497405

QC Batch: 1549893
QC Batch Method: MADEPV
Analysis Method: MADEP VPH
Analysis Description: MADEPV
Laboratory: Pace National - Mt. Juliet
Associated Lab Samples: 92497405001

METHOD BLANK: R3575310-2 Matrix: Water
Associated Lab Samples: 92497405001

Parameter	Units	Blank Result	Reporting Limit	Analyzed	Qualifiers
Aliphatic (C05-C08)	ug/L	ND	100	09/26/20 21:19	
Aliphatic (C09-C12)	ug/L	ND	100	09/26/20 21:19	
Aromatic (C09-C10),Unadjusted	ug/L	ND	100	09/26/20 21:19	
Total VPH	ug/L	ND	100	09/26/20 21:19	
2,5-Dibromotoluene (FID)	%	157	70.0-130	09/26/20 21:19	ST
2,5-Dibromotoluene (PID)	%	157	70.0-130	09/26/20 21:19	ST

METHOD BLANK: R3575310-4 Matrix: Water
Associated Lab Samples: 92497405001

Parameter	Units	Blank Result	Reporting Limit	Analyzed	Qualifiers
Aliphatic (C05-C08)	ug/L	ND	100	09/27/20 02:22	
Aliphatic (C09-C12)	ug/L	ND	100	09/27/20 02:22	
Aromatic (C09-C10),Unadjusted	ug/L	ND	100	09/27/20 02:22	
Total VPH	ug/L	ND	100	09/27/20 02:22	
2,5-Dibromotoluene (FID)	%	89.4	70.0-130	09/27/20 02:22	
2,5-Dibromotoluene (PID)	%	77.9	70.0-130	09/27/20 02:22	

LABORATORY CONTROL SAMPLE & LCSD: R3575310-1 R3575310-3

Parameter	Units	Spike Conc.	LCS Result	LCSD Result	LCS % Rec	LCSD % Rec	% Rec Limits	RPD	Max RPD	Qualifiers
Aliphatic (C05-C08)	ug/L	1200	1110	1150	92.5	95.8	70.0-130	3.54	25	
Aliphatic (C09-C12)	ug/L	1400	1380	1630	98.6	116	70.0-130	16.6	25	
Aromatic (C09-C10),Unadjusted	ug/L	200	230	256	115	128	70.0-130	10.7	25	
Total VPH	ug/L	2800	2720	3040	97.1	109	70.0-130	11.1	25	
2,5-Dibromotoluene (FID)	%				100	97.5	70.0-130			
2,5-Dibromotoluene (PID)	%				101	85.4	70.0-130			

Results presented on this page are in the units indicated by the "Units" column except where an alternate unit is presented to the right of the result.

REPORT OF LABORATORY ANALYSIS

This report shall not be reproduced, except in full,
without the written consent of Pace Analytical Services, LLC.

Pace Analytical Services, LLC
9800 Kincey Ave. Suite 100
Huntersville, NC 28078
(704)875-9092

QUALITY CONTROL DATA

Project: 2020-L1-2448 Incident
Pace Project No.: 92497405

QC Batch: 569158
QC Batch Method: EPA 3010A
Analysis Method: EPA 6010D
Analysis Description: 6010 MET
Laboratory: Pace Analytical Services - Asheville
Associated Lab Samples: 92497405001

METHOD BLANK: 3015787 Matrix: Water
Associated Lab Samples: 92497405001

Parameter	Units	Blank Result	Reporting Limit	Analyzed	Qualifiers
Lead	ug/L	ND	5.0	09/27/20 15:44	

LABORATORY CONTROL SAMPLE: 3015788

Parameter	Units	Spike Conc.	LCS Result	LCS % Rec	% Rec Limits	Qualifiers
Lead	ug/L	500	482	96	80-120	

MATRIX SPIKE & MATRIX SPIKE DUPLICATE: 3015789 3015790

Parameter	Units	92497401001 Result	MS Spike Conc.	MSD Spike Conc.	MS Result	MSD Result	MS % Rec	MSD % Rec	% Rec Limits	RPD	Qual
Lead	ug/L	ND	500	500	518	520	103	103	75-125	0	

Results presented on this page are in the units indicated by the "Units" column except where an alternate unit is presented to the right of the result.

REPORT OF LABORATORY ANALYSIS

This report shall not be reproduced, except in full,
without the written consent of Pace Analytical Services, LLC.

Pace Analytical Services, LLC
9800 Kincey Ave. Suite 100
Huntersville, NC 28078
(704)875-9092

QUALITY CONTROL DATA

Project: 2020-L1-2448 Incident
Pace Project No.: 92497405

QC Batch: 569140
QC Batch Method: SM 6200B
Analysis Method: SM 6200B
Analysis Description: 6200B MSV
Laboratory: Pace Analytical Services - Charlotte

Associated Lab Samples: 92497405001

METHOD BLANK: 3015732 Matrix: Water
Associated Lab Samples: 92497405001

Parameter	Units	Blank Result	Reporting Limit	Analyzed	Qualifiers
1,1,1,2-Tetrachloroethane	ug/L	ND	0.50	09/26/20 04:42	
1,1,1-Trichloroethane	ug/L	ND	0.50	09/26/20 04:42	
1,1,2,2-Tetrachloroethane	ug/L	ND	0.50	09/26/20 04:42	
1,1,2-Trichloroethane	ug/L	ND	0.50	09/26/20 04:42	
1,1-Dichloroethane	ug/L	ND	0.50	09/26/20 04:42	
1,1-Dichloroethene	ug/L	ND	0.50	09/26/20 04:42	
1,1-Dichloropropene	ug/L	ND	0.50	09/26/20 04:42	
1,2,3-Trichlorobenzene	ug/L	ND	2.0	09/26/20 04:42	
1,2,3-Trichloropropane	ug/L	ND	0.50	09/26/20 04:42	
1,2,4-Trichlorobenzene	ug/L	ND	2.0	09/26/20 04:42	
1,2,4-Trimethylbenzene	ug/L	ND	0.50	09/26/20 04:42	
1,2-Dibromo-3-chloropropane	ug/L	ND	1.0	09/26/20 04:42	
1,2-Dibromoethane (EDB)	ug/L	ND	0.50	09/26/20 04:42	
1,2-Dichlorobenzene	ug/L	ND	0.50	09/26/20 04:42	
1,2-Dichloroethane	ug/L	ND	0.50	09/26/20 04:42	
1,2-Dichloropropane	ug/L	ND	0.50	09/26/20 04:42	
1,3,5-Trimethylbenzene	ug/L	ND	0.50	09/26/20 04:42	
1,3-Dichlorobenzene	ug/L	ND	0.50	09/26/20 04:42	
1,3-Dichloropropane	ug/L	ND	0.50	09/26/20 04:42	
1,4-Dichlorobenzene	ug/L	ND	0.50	09/26/20 04:42	
2,2-Dichloropropane	ug/L	ND	0.50	09/26/20 04:42	
2-Chlorotoluene	ug/L	ND	0.50	09/26/20 04:42	
4-Chlorotoluene	ug/L	ND	0.50	09/26/20 04:42	
Benzene	ug/L	ND	0.50	09/26/20 04:42	
Bromobenzene	ug/L	ND	0.50	09/26/20 04:42	
Bromochloromethane	ug/L	ND	0.50	09/26/20 04:42	
Bromodichloromethane	ug/L	ND	0.50	09/26/20 04:42	
Bromoform	ug/L	ND	0.50	09/26/20 04:42	
Bromomethane	ug/L	ND	5.0	09/26/20 04:42	
Carbon tetrachloride	ug/L	ND	0.50	09/26/20 04:42	
Chlorobenzene	ug/L	ND	0.50	09/26/20 04:42	
Chloroethane	ug/L	ND	1.0	09/26/20 04:42	
Chloroform	ug/L	ND	0.50	09/26/20 04:42	
Chloromethane	ug/L	ND	1.0	09/26/20 04:42	
cis-1,2-Dichloroethene	ug/L	ND	0.50	09/26/20 04:42	
cis-1,3-Dichloropropene	ug/L	ND	0.50	09/26/20 04:42	
Dibromochloromethane	ug/L	ND	0.50	09/26/20 04:42	
Dibromomethane	ug/L	ND	0.50	09/26/20 04:42	
Dichlorodifluoromethane	ug/L	ND	0.50	09/26/20 04:42	
Diisopropyl ether	ug/L	ND	0.50	09/26/20 04:42	

Results presented on this page are in the units indicated by the "Units" column except where an alternate unit is presented to the right of the result.

REPORT OF LABORATORY ANALYSIS

This report shall not be reproduced, except in full,
without the written consent of Pace Analytical Services, LLC.

Pace Analytical Services, LLC
9800 Kincey Ave. Suite 100
Huntersville, NC 28078
(704)875-9092

QUALITY CONTROL DATA

Project: 2020-L1-2448 Incident
Pace Project No.: 92497405

METHOD BLANK: 3015732 Matrix: Water
Associated Lab Samples: 92497405001

Parameter	Units	Blank Result	Reporting Limit	Analyzed	Qualifiers
Ethylbenzene	ug/L	ND	0.50	09/26/20 04:42	
Hexachloro-1,3-butadiene	ug/L	ND	2.0	09/26/20 04:42	
Isopropylbenzene (Cumene)	ug/L	ND	0.50	09/26/20 04:42	
m&p-Xylene	ug/L	ND	1.0	09/26/20 04:42	
Methyl-tert-butyl ether	ug/L	ND	0.50	09/26/20 04:42	
Methylene Chloride	ug/L	ND	2.0	09/26/20 04:42	
n-Butylbenzene	ug/L	ND	0.50	09/26/20 04:42	
n-Propylbenzene	ug/L	ND	0.50	09/26/20 04:42	
Naphthalene	ug/L	ND	2.0	09/26/20 04:42	
o-Xylene	ug/L	ND	0.50	09/26/20 04:42	
sec-Butylbenzene	ug/L	ND	0.50	09/26/20 04:42	
Styrene	ug/L	ND	0.50	09/26/20 04:42	
tert-Butylbenzene	ug/L	ND	0.50	09/26/20 04:42	
Tetrachloroethene	ug/L	ND	0.50	09/26/20 04:42	
Toluene	ug/L	ND	0.50	09/26/20 04:42	
trans-1,2-Dichloroethene	ug/L	ND	0.50	09/26/20 04:42	
trans-1,3-Dichloropropene	ug/L	ND	0.50	09/26/20 04:42	
Trichloroethene	ug/L	ND	0.50	09/26/20 04:42	
Trichlorofluoromethane	ug/L	ND	1.0	09/26/20 04:42	
Vinyl chloride	ug/L	ND	1.0	09/26/20 04:42	
1,2-Dichloroethane-d4 (S)	%	103	70-130	09/26/20 04:42	
4-Bromofluorobenzene (S)	%	104	70-130	09/26/20 04:42	
Toluene-d8 (S)	%	108	70-130	09/26/20 04:42	

LABORATORY CONTROL SAMPLE: 3015733

Parameter	Units	Spike Conc.	LCS Result	LCS % Rec	% Rec Limits	Qualifiers
1,1,1,2-Tetrachloroethane	ug/L	50	47.2	94	60-140	
1,1,1-Trichloroethane	ug/L	50	52.4	105	60-140	
1,1,2,2-Tetrachloroethane	ug/L	50	50.2	100	60-140	
1,1,2-Trichloroethane	ug/L	50	47.7	95	60-140	
1,1-Dichloroethane	ug/L	50	53.3	107	60-140	
1,1-Dichloroethene	ug/L	50	59.0	118	60-140	
1,1-Dichloropropene	ug/L	50	48.3	97	60-140	
1,2,3-Trichlorobenzene	ug/L	50	49.5	99	60-140	
1,2,3-Trichloropropane	ug/L	50	50.9	102	60-140	
1,2,4-Trichlorobenzene	ug/L	50	48.6	97	60-140	
1,2,4-Trimethylbenzene	ug/L	50	53.5	107	60-140	
1,2-Dibromo-3-chloropropane	ug/L	50	56.2	112	60-140	
1,2-Dibromoethane (EDB)	ug/L	50	55.5	111	60-140	
1,2-Dichlorobenzene	ug/L	50	51.4	103	60-140	
1,2-Dichloroethane	ug/L	50	54.0	108	60-140	
1,2-Dichloropropane	ug/L	50	48.1	96	60-140	
1,3,5-Trimethylbenzene	ug/L	50	54.0	108	60-140	

Results presented on this page are in the units indicated by the "Units" column except where an alternate unit is presented to the right of the result.

REPORT OF LABORATORY ANALYSIS

This report shall not be reproduced, except in full,
without the written consent of Pace Analytical Services, LLC.

Pace Analytical Services, LLC
9800 Kincey Ave. Suite 100
Huntersville, NC 28078
(704)875-9092

QUALITY CONTROL DATA

Project: 2020-L1-2448 Incident
Pace Project No.: 92497405

LABORATORY CONTROL SAMPLE: 3015733

Parameter	Units	Spike Conc.	LCS Result	LCS % Rec	% Rec Limits	Qualifiers
1,3-Dichlorobenzene	ug/L	50	50.0	100	60-140	
1,3-Dichloropropane	ug/L	50	56.8	114	60-140	
1,4-Dichlorobenzene	ug/L	50	50.1	100	60-140	
2,2-Dichloropropane	ug/L	50	49.1	98	60-140	
2-Chlorotoluene	ug/L	50	51.5	103	60-140	
4-Chlorotoluene	ug/L	50	50.3	101	60-140	
Benzene	ug/L	50	51.7	103	60-140	
Bromobenzene	ug/L	50	50.0	100	60-140	
Bromochloromethane	ug/L	50	51.3	103	60-140	
Bromodichloromethane	ug/L	50	46.6	93	60-140	
Bromoform	ug/L	50	55.2	110	60-140	
Bromomethane	ug/L	50	47.9	96	60-140	
Carbon tetrachloride	ug/L	50	53.7	107	60-140	
Chlorobenzene	ug/L	50	49.6	99	60-140	
Chloroethane	ug/L	50	52.7	105	60-140	
Chloroform	ug/L	50	55.6	111	60-140	
Chloromethane	ug/L	50	41.2	82	60-140	
cis-1,2-Dichloroethene	ug/L	50	52.9	106	60-140	
cis-1,3-Dichloropropene	ug/L	50	49.5	99	60-140	
Dibromochloromethane	ug/L	50	48.4	97	60-140	
Dibromomethane	ug/L	50	50.5	101	60-140	
Dichlorodifluoromethane	ug/L	50	43.8	88	60-140	
Diisopropyl ether	ug/L	50	52.3	105	60-140	
Ethylbenzene	ug/L	50	50.8	102	60-140	
Hexachloro-1,3-butadiene	ug/L	50	48.7	97	60-140	
Isopropylbenzene (Cumene)	ug/L	50	50.4	101	60-140	
m&p-Xylene	ug/L	100	99.0	99	60-140	
Methyl-tert-butyl ether	ug/L	50	44.1	88	60-140	
Methylene Chloride	ug/L	50	47.0	94	60-140	
n-Butylbenzene	ug/L	50	51.6	103	60-140	
n-Propylbenzene	ug/L	50	49.9	100	60-140	
Naphthalene	ug/L	50	49.4	99	60-140	
o-Xylene	ug/L	50	48.4	97	60-140	
sec-Butylbenzene	ug/L	50	50.8	102	60-140	
Styrene	ug/L	50	52.8	106	60-140	
tert-Butylbenzene	ug/L	50	45.1	90	60-140	
Tetrachloroethene	ug/L	50	53.3	107	60-140	
Toluene	ug/L	50	46.9	94	60-140	
trans-1,2-Dichloroethene	ug/L	50	56.5	113	60-140	
trans-1,3-Dichloropropene	ug/L	50	48.4	97	60-140	
Trichloroethene	ug/L	50	49.3	99	60-140	
Trichlorofluoromethane	ug/L	50	48.8	98	60-140	
Vinyl chloride	ug/L	50	43.9	88	60-140	
1,2-Dichloroethane-d4 (S)	%			112	70-130	
4-Bromofluorobenzene (S)	%			100	70-130	
Toluene-d8 (S)	%			96	70-130	

Results presented on this page are in the units indicated by the "Units" column except where an alternate unit is presented to the right of the result.

REPORT OF LABORATORY ANALYSIS

This report shall not be reproduced, except in full,
without the written consent of Pace Analytical Services, LLC.

Pace Analytical Services, LLC
9800 Kincey Ave. Suite 100
Huntersville, NC 28078
(704)875-9092

QUALITY CONTROL DATA

Project: 2020-L1-2448 Incident
Pace Project No.: 92497405

MATRIX SPIKE & MATRIX SPIKE DUPLICATE: 3015734 3015735

Parameter	Units	92497414001 Result	MS Spike Conc.	MSD Spike Conc.	MS Result	MSD Result	MS % Rec	MSD % Rec	% Rec Limits	RPD	Qual
1,1,1,2-Tetrachloroethane	ug/L	ND	20	20	18.4	18.1	92	91	60-140	1	
1,1,1-Trichloroethane	ug/L	ND	20	20	23.8	23.8	119	119	60-140	0	
1,1,2,2-Tetrachloroethane	ug/L	ND	20	20	18.7	18.6	94	93	60-140	1	
1,1,2-Trichloroethane	ug/L	ND	20	20	20.4	20.1	102	101	60-140	1	
1,1-Dichloroethane	ug/L	ND	20	20	21.2	22.3	106	111	60-140	5	
1,1-Dichloroethene	ug/L	ND	20	20	21.9	22.5	110	112	60-140	2	
1,1-Dichloropropene	ug/L	ND	20	20	21.2	20.8	106	104	60-140	2	
1,2,3-Trichlorobenzene	ug/L	ND	20	20	19.6	19.2	98	96	60-140	2	
1,2,3-Trichloropropane	ug/L	ND	20	20	19.7	20.1	99	100	60-140	2	
1,2,4-Trichlorobenzene	ug/L	ND	20	20	18.5	18.7	93	94	60-140	1	
1,2,4-Trimethylbenzene	ug/L	ND	20	20	19.4	19.3	97	96	60-140	1	
1,2-Dibromo-3-chloropropane	ug/L	ND	20	20	19.3	19.1	96	96	60-140	1	
1,2-Dibromoethane (EDB)	ug/L	ND	20	20	22.6	22.7	113	113	60-140	0	
1,2-Dichlorobenzene	ug/L	ND	20	20	19.8	20.1	99	100	60-140	1	
1,2-Dichloroethane	ug/L	ND	20	20	20.2	20.4	101	102	60-140	1	
1,2-Dichloropropane	ug/L	ND	20	20	22.0	21.3	110	107	60-140	3	
1,3,5-Trimethylbenzene	ug/L	ND	20	20	19.4	19.3	97	97	60-140	0	
1,3-Dichlorobenzene	ug/L	ND	20	20	19.9	19.7	99	98	60-140	1	
1,3-Dichloropropane	ug/L	ND	20	20	20.9	20.6	105	103	60-140	1	
1,4-Dichlorobenzene	ug/L	ND	20	20	20.1	20.3	100	101	60-140	1	
2,2-Dichloropropane	ug/L	ND	20	20	18.9	19.6	94	98	60-140	4	
2-Chlorotoluene	ug/L	ND	20	20	19.8	19.4	99	97	60-140	2	
4-Chlorotoluene	ug/L	ND	20	20	19.5	19.2	97	96	60-140	2	
Benzene	ug/L	ND	20	20	21.5	21.0	107	105	60-140	2	
Bromobenzene	ug/L	ND	20	20	19.2	19.6	96	98	60-140	2	
Bromochloromethane	ug/L	ND	20	20	23.7	25.7	118	128	60-140	8	
Bromodichloromethane	ug/L	ND	20	20	22.4	21.9	112	109	60-140	3	
Bromoform	ug/L	ND	20	20	19.5	19.3	98	97	60-140	1	
Bromomethane	ug/L	ND	20	20	21.6	22.4	108	112	60-140	4	
Carbon tetrachloride	ug/L	ND	20	20	23.9	23.6	119	118	60-140	1	
Chlorobenzene	ug/L	ND	20	20	20.8	20.2	104	101	60-140	3	
Chloroethane	ug/L	ND	20	20	20.8	20.1	104	101	60-140	3	
Chloroform	ug/L	ND	20	20	24.7	24.3	124	121	60-140	2	
Chloromethane	ug/L	ND	20	20	12.4	12.7	62	63	60-140	2	
cis-1,2-Dichloroethene	ug/L	ND	20	20	21.0	21.5	105	107	60-140	2	
cis-1,3-Dichloropropene	ug/L	ND	20	20	19.7	19.6	99	98	60-140	1	
Dibromochloromethane	ug/L	ND	20	20	19.6	19.1	98	95	60-140	3	
Dibromomethane	ug/L	ND	20	20	24.3	23.4	122	117	60-140	4	
Dichlorodifluoromethane	ug/L	ND	20	20	22.6	22.8	113	114	60-140	1	
Diisopropyl ether	ug/L	ND	20	20	15.7	15.7	78	78	60-140	0	
Ethylbenzene	ug/L	ND	20	20	21.1	20.6	106	103	60-140	3	
Hexachloro-1,3-butadiene	ug/L	ND	20	20	21.8	21.2	109	106	60-140	3	
Isopropylbenzene (Cumene)	ug/L	ND	20	20	21.1	21.0	106	105	60-140	1	
m&p-Xylene	ug/L	ND	40	40	42.3	41.0	106	103	60-140	3	
Methyl-tert-butyl ether	ug/L	ND	20	20	22.7	23.1	114	115	60-140	2	
Methylene Chloride	ug/L	ND	20	20	15.9	15.2	80	76	60-140	4	

Results presented on this page are in the units indicated by the "Units" column except where an alternate unit is presented to the right of the result.

REPORT OF LABORATORY ANALYSIS

This report shall not be reproduced, except in full,
without the written consent of Pace Analytical Services, LLC.

Pace Analytical Services, LLC
9800 Kincey Ave. Suite 100
Huntersville, NC 28078
(704)875-9092

QUALITY CONTROL DATA

Project: 2020-L1-2448 Incident
Pace Project No.: 92497405

MATRIX SPIKE & MATRIX SPIKE DUPLICATE: 3015734 3015735

Parameter	Units	92497414001 Result	MS Spike Conc.	MSD Spike Conc.	MS Result	MSD Result	MS % Rec	MSD % Rec	% Rec Limits	RPD	Qual
n-Butylbenzene	ug/L	ND	20	20	18.0	17.3	90	87	60-140	4	
n-Propylbenzene	ug/L	ND	20	20	19.2	19.1	96	96	60-140	0	
Naphthalene	ug/L	ND	20	20	19.1	18.3	96	92	60-140	4	
o-Xylene	ug/L	ND	20	20	20.5	20.1	103	100	60-140	2	
sec-Butylbenzene	ug/L	ND	20	20	19.0	18.9	95	94	60-140	1	
Styrene	ug/L	ND	20	20	21.5	20.4	108	102	60-140	5	
tert-Butylbenzene	ug/L	ND	20	20	18.3	18.3	92	92	60-140	0	
Tetrachloroethene	ug/L	ND	20	20	21.8	20.7	109	104	60-140	5	
Toluene	ug/L	ND	20	20	21.6	21.0	108	105	60-140	3	
trans-1,2-Dichloroethene	ug/L	ND	20	20	21.7	20.8	108	104	60-140	4	
trans-1,3-Dichloropropene	ug/L	ND	20	20	20.3	19.6	101	98	60-140	3	
Trichloroethene	ug/L	ND	20	20	24.4	24.9	122	125	60-140	2	
Trichlorofluoromethane	ug/L	ND	20	20	24.5	24.9	122	125	60-140	2	
Vinyl chloride	ug/L	ND	20	20	18.5	18.5	93	92	60-140	0	
1,2-Dichloroethane-d4 (S)	%						97	98	70-130		
4-Bromofluorobenzene (S)	%						103	100	70-130		
Toluene-d8 (S)	%						98	98	70-130		

Results presented on this page are in the units indicated by the "Units" column except where an alternate unit is presented to the right of the result.

REPORT OF LABORATORY ANALYSIS

This report shall not be reproduced, except in full,
without the written consent of Pace Analytical Services, LLC.

Pace Analytical Services, LLC
9800 Kincey Ave. Suite 100
Huntersville, NC 28078
(704)875-9092

QUALIFIERS

Project: 2020-L1-2448 Incident
Pace Project No.: 92497405

DEFINITIONS

DF - Dilution Factor, if reported, represents the factor applied to the reported data due to dilution of the sample aliquot.

ND - Not Detected at or above adjusted reporting limit.

TNTC - Too Numerous To Count

J - Estimated concentration above the adjusted method detection limit and below the adjusted reporting limit.

MDL - Adjusted Method Detection Limit.

PQL - Practical Quantitation Limit.

RL - Reporting Limit - The lowest concentration value that meets project requirements for quantitative data with known precision and bias for a specific analyte in a specific matrix.

S - Surrogate

1,2-Diphenylhydrazine decomposes to and cannot be separated from Azobenzene using Method 8270. The result for each analyte is a combined concentration.

Consistent with EPA guidelines, unrounded data are displayed and have been used to calculate % recovery and RPD values.

LCS(D) - Laboratory Control Sample (Duplicate)

MS(D) - Matrix Spike (Duplicate)

DUP - Sample Duplicate

RPD - Relative Percent Difference

NC - Not Calculable.

SG - Silica Gel - Clean-Up

U - Indicates the compound was analyzed for, but not detected.

Acid preservation may not be appropriate for 2 Chloroethylvinyl ether.

A separate vial preserved to a pH of 4-5 is recommended in SW846 Chapter 4 for the analysis of Acrolein and Acrylonitrile by EPA Method 8260.

N-Nitrosodiphenylamine decomposes and cannot be separated from Diphenylamine using Method 8270. The result reported for each analyte is a combined concentration.

Pace Analytical is TNI accredited. Contact your Pace PM for the current list of accredited analytes.

TNI - The NELAC Institute.

ANALYTE QUALIFIERS

ST	Surrogate recovery was above laboratory control limits. Results may be biased high.

This report shall not be reproduced, except in full,
without the written consent of Pace Analytical Services, LLC.

Pace Analytical Services, LLC
9800 Kincey Ave. Suite 100
Huntersville, NC 28078
(704)875-9092

QUALITY CONTROL DATA CROSS REFERENCE TABLE

Project: 2020-L1-2448 Incident
Pace Project No.: 92497405

Lab ID	Sample ID	QC Batch Method	QC Batch	Analytical Method	Analytical Batch
92497405001	**13937_AC_RD 20200924**	MADEPV	1549893	MADEP VPH	1549893
92497405001	**13937_AC_RD 20200924**	EPA 3010A	569158	EPA 6010D	569170
92497405001	**13937_AC_RD 20200924**	SM 6200B	569140		

This report shall not be reproduced, except in full,
without the written consent of Pace Analytical Services, LLC.

Pace Analytical®

CHAIN-OF-CUSTODY Analytical Request Document

Chain-of-Custody is a LEGAL DOCUMENT - Complete all relevent fields

LAB USE ... umber or

WO# : 92497405

92497405

Containe...

Company: Apex Companies	Billing Information:
Address:	
Report To: Andrew Street	Email To: Andrew.Street@apexcos.com
Copy To:	Site Collection Info/Address: 13937 Asbury Chapel Rd
Customer Project Name/Number: 2020-L1-2448 Incident	State: NC County/City: Huntersville Time Zone Collected: [ ] PT [ ] MT [ ] CT [ ] ET
Phone: Email:	Site/Facility ID #: Compliance Monitoring? [ ] Yes [ ] No
Collected By (print): Naomi Fretz	Purchase Order #: Quote #: DW PWS ID #: DW Location Code:
Collected By (signature): Naomi Fretz	Turnaround Date Required: ASAP Immediately Packed on Ice: [ ] Yes [ ] No
Sample Disposal: [ ] Dispose as appropriate [ ] Return [ ] Archive: ____ [ ] Hold: ____	Rush: [ ] Same Day [ ] Next Day [ ] 2 Day [ ] 3 Day [ ] 4 Day [ ] 5 Day (Expedite Charges Apply) Field Filtered (if applicable): [ ] Yes [ ] No Analysis: ____

** Preservative Types: (1) nitric acid, (2) sulfuric acid, (3) hydrochloric acid, (4) sodium hydroxide, (5) zinc acetate, (6) methanol, (7) sodium bisulfate, (8) sodium thiosulfate, (9) hexane, (A) ascorbic acid, (B) ammonium sulfate, (C) ammonium hydroxide, (D) TSP, (U) Unpreserved, (O) Other ____

* Matrix Codes (Insert in Matrix box below): Drinking Water (DW), Ground Water (GW), Wastewater (WW), Product (P), Soil/Solid (SL), Oil (OL), Wipe (WP), Air (AR), Tissue (TS), Bioassay (B), Vapor (V), Other (OT)

Analyses

Customer Sample ID	Matrix *	Comp / Grab	Collected (or Composite Start) Date	Collected (or Composite Start) Time	Composite End Date	Composite End Time	Res Cl	# of Ctns	VOCs 6200B	MADEP VPH	Lead								Lab Profile/Line:
13937.AC.RD.20200924	DW	G	9/24/20	1225				8	X	X	X								001

Lab Sample Receipt Checklist:

Custody Seals Present/Intact	Y N NA
Custody Signatures Present	Y N NA
Collector Signature Present	Y N NA
Bottles Intact	Y N NA
Correct Bottles	Y N NA
Sufficient Volume	Y N NA
Samples Received on Ice	Y N NA
VOA - Headspace Acceptable	Y N NA
USDA Regulated Soils	Y N NA
Samples in Holding Time	Y N NA
Residual Chlorine Present	Y N NA
Cl Strips: ____	
Sample pH Acceptable	Y N NA
pH Strips: ____	
Sulfide Present	Y N NA
Lead Acetate Strips: ____	

LAB USE ONLY:
Lab Sample # / Comments:
92497405

Customer Remarks / Special Conditions / Possible Hazards:

Type of Ice Used: Wet Blue Dry None

Packing Material Used:

Radchem sample(s) screened (<500 cpm): Y N NA

SHORT HOLDS PRESENT (<72 hours): Y N N/A

Lab Tracking #: 2538705

Samples received via: FEDEX UPS Client Courier Pace Courier

Lab Sample Temperature Info:
Temp Blank Received: Y N NA
Therm ID#: 92061
Cooler 1 Temp Upon Receipt: 4 oC
Cooler 1 Therm Corr. Factor: 0 oC
Cooler 1 Corrected Temp: 4 oC
Comments:

Relinquished by/Company: (Signature)	Date/Time:	Received by/Company: (Signature)	Date/Time:
Naomi Fretz / Apex	9/25/20 1210	MDG Pace HVL 9-25-20	12:10
Relinquished by/Company: (Signature)	Date/Time:	Received by/Company: (Signature)	Date/Time:
Relinquished by/Company: (Signature)	Date/Time:	Received by/Company: (Signature)	Date/Time:

MTJL LAB USE ONLY
Table #:
Acctnum:
Template:
Prelogin:
PM:
PB:

Trip Blank Received: Y N NA
HCL MeOH TSP Other

Non Conformance(s): YES / NO

Page: ____ of: ____

Pace Analytical Services, LLC
9800 Kincey Ave. Suite 100
Huntersville, NC 28078
(704)875-9092

September 29, 2020

Andrew Street
Apex Companies - NC
5900 Northwoods Business Pkwy
Suite 5900-0
Charlotte, NC 28269

RE: Project: 2020-L1-2448 Incident
Pace Project No.: 92497407

Dear Andrew Street:

Enclosed are the analytical results for sample(s) received by the laboratory on September 25, 2020. The results relate only to the samples included in this report. Results reported herein conform to the applicable TNI/NELAC Standards and the laboratory's Quality Manual, where applicable, unless otherwise noted in the body of the report.

The test results provided in this final report were generated by each of the following laboratories within the Pace Network:

- Pace National - Mt. Juliet
- Pace Analytical Services - Asheville
- Pace Analytical Services - Charlotte

If you have any questions concerning this report, please feel free to contact me.

Sincerely,

Angela M. Baioni

Angela Baioni
angela.baioni@pacelabs.com
(704)875-9092
Project Manager

Enclosures

cc: J Culbreath, Colonial Pipeline Company
Robert Hughes, Colonial Pipeline
Margaret King, APEX Companies, LLC
Emily Little, Apex Companies
Jeff Morrison, Colonial Pipeline Company
Tom Naumann, APEX Companies - NC
Joe Nicolette, Montrose-EPS
Christopher Schultz, Apex Companies
Alex Testoff, Montrose-EPS
Michael Verdon, Colonial Pipeline Company
JM Wyatt, Colonial Pipeline Company

This report shall not be reproduced, except in full,
without the written consent of Pace Analytical Services, LLC.

Pace Analytical Services, LLC
9800 Kincey Ave. Suite 100
Huntersville, NC 28078
(704)875-9092

CERTIFICATIONS

Project: 2020-L1-2448 Incident
Pace Project No.: 92497407

Pace Analytical Services National

12065 Lebanon Road, Mt. Juliet, TN 37122
Alabama Certification #: 40660
Alaska Certification 17-026
Arizona Certification #: AZ0612
Arkansas Certification #: 88-0469
California Certification #: 2932
Canada Certification #: 1461.01
Colorado Certification #: TN00003
Connecticut Certification #: PH-0197
DOD Certification: #1461.01
EPA# TN00003
Florida Certification #: E87487
Georgia DW Certification #: 923
Georgia Certification: NELAP
Idaho Certification #: TN00003
Illinois Certification #: 200008
Indiana Certification #: C-TN-01
Iowa Certification #: 364
Kansas Certification #: E-10277
Kentucky UST Certification #: 16
Kentucky Certification #: 90010
Louisiana Certification #: AI30792
Louisiana DW Certification #: LA180010
Maine Certification #: TN0002
Maryland Certification #: 324
Massachusetts Certification #: M-TN003
Michigan Certification #: 9958
Minnesota Certification #: 047-999-395
Mississippi Certification #: TN00003
Missouri Certification #: 340
Montana Certification #: CERT0086
Nebraska Certification #: NE-OS-15-05
Nevada Certification #: TN-03-2002-34
New Hampshire Certification #: 2975
New Jersey Certification #: TN002
New Mexico DW Certification
New York Certification #: 11742
North Carolina Aquatic Toxicity Certification #: 41
North Carolina Drinking Water Certification #: 21704
North Carolina Environmental Certificate #: 375
North Dakota Certification #: R-140
Ohio VAP Certification #: CL0069
Oklahoma Certification #: 9915
Oregon Certification #: TN200002
Pennsylvania Certification #: 68-02979
Rhode Island Certification #: LAO00356
South Carolina Certification #: 84004
South Dakota Certification
Tennessee DW/Chem/Micro Certification #: 2006
Texas Certification #: T 104704245-17-14
Texas Mold Certification #: LAB0152
USDA Soil Permit #: P330-15-00234
Utah Certification #: TN00003
Vermont Dept. of Health: ID# VT-2006
Virginia Certification #: VT2006
Virginia Certification #: 460132
Washington Certification #: C847
West Virginia Certification #: 233
Wisconsin Certification #: 9980939910
Wyoming UST Certification #: via A2LA 2926.01
A2LA-ISO 17025 Certification #: 1461.01
A2LA-ISO 17025 Certification #: 1461.02
AIHA-LAP/LLC EMLAP Certification #:100789

Pace Analytical Services Charlotte

9800 Kincey Ave. Ste 100, Huntersville, NC 28078
Louisiana/NELAP Certification # LA170028
North Carolina Drinking Water Certification #: 37706
North Carolina Field Services Certification #: 5342
North Carolina Wastewater Certification #: 12
South Carolina Certification #: 99006001
Florida/NELAP Certification #: E87627
Kentucky UST Certification #: 84
Virginia/VELAP Certification #: 460221

Pace Analytical Services Asheville

2225 Riverside Drive, Asheville, NC 28804
Florida/NELAP Certification #: E87648
Massachusetts Certification #: M-NC030
North Carolina Drinking Water Certification #: 37712
North Carolina Wastewater Certification #: 40
South Carolina Certification #: 99030001
Virginia/VELAP Certification #: 460222

REPORT OF LABORATORY ANALYSIS

This report shall not be reproduced, except in full,
without the written consent of Pace Analytical Services, LLC.

Pace Analytical Services, LLC
9800 Kincey Ave. Suite 100
Huntersville, NC 28078
(704)875-9092

SAMPLE ANALYTE COUNT

Project: 2020-L1-2448 Incident
Pace Project No.: 92497407

Lab ID	Sample ID	Method	Analysts	Analytes Reported	Laboratory
92497407001	**13822_HC_RD 20200924**	MADEP VPH	DWR	6	PAN
		EPA 6010D	DS	1	PASI-A
		SM 6200B	CL	63	PASI-C

PAN = Pace National - Mt. Juliet
PASI-A = Pace Analytical Services - Asheville
PASI-C = Pace Analytical Services - Charlotte

This report shall not be reproduced, except in full,
without the written consent of Pace Analytical Services, LLC.

Pace Analytical Services, LLC
9800 Kincey Ave. Suite 100
Huntersville, NC 28078
(704)875-9092

ANALYTICAL RESULTS

Project: 2020-L1-2448 Incident
Pace Project No.: 92497407

Sample: 13822_HC_RD 20200924 **Lab ID: 92497407001** Collected: 09/24/20 16:40 Received: 09/25/20 12:10 Matrix: Water

Parameters	Results	Units	Report Limit	DF	Prepared	Analyzed	CAS No.	Qual
MADEPV	Analytical Method: MADEP VPH Preparation Method: MADEPV Pace National - Mt. Juliet							
Aliphatic (C05-C08)	ND	ug/L	100	1	09/27/20 12:55	09/27/20 12:55		
Aliphatic (C09-C12)	ND	ug/L	100	1	09/27/20 12:55	09/27/20 12:55		
Aromatic (C09-C10),Unadjusted	ND	ug/L	100	1	09/27/20 12:55	09/27/20 12:55	TPHC9C10A	
Total VPH	ND	ug/L	100	1	09/27/20 12:55	09/27/20 12:55	VPH	
Surrogates								
2,5-Dibromotoluene (FID)	95.0	%	70.0-130	1	09/27/20 12:55	09/27/20 12:55	615-59-8FID	
2,5-Dibromotoluene (PID)	84.4	%	70.0-130	1	09/27/20 12:55	09/27/20 12:55	615-59-8PID	
6010 MET ICP	Analytical Method: EPA 6010D Preparation Method: EPA 3010A Pace Analytical Services - Asheville							
Lead	**8.9**	ug/L	5.0	1	09/26/20 00:58	09/27/20 16:16	7439-92-1	
6200B MSV	Analytical Method: SM 6200B Pace Analytical Services - Charlotte							
Benzene	ND	ug/L	0.50	1		09/26/20 12:51	71-43-2	
Bromobenzene	ND	ug/L	0.50	1		09/26/20 12:51	108-86-1	
Bromochloromethane	ND	ug/L	0.50	1		09/26/20 12:51	74-97-5	
Bromodichloromethane	ND	ug/L	0.50	1		09/26/20 12:51	75-27-4	
Bromoform	ND	ug/L	0.50	1		09/26/20 12:51	75-25-2	
Bromomethane	ND	ug/L	5.0	1		09/26/20 12:51	74-83-9	
n-Butylbenzene	ND	ug/L	0.50	1		09/26/20 12:51	104-51-8	
sec-Butylbenzene	ND	ug/L	0.50	1		09/26/20 12:51	135-98-8	
tert-Butylbenzene	ND	ug/L	0.50	1		09/26/20 12:51	98-06-6	
Carbon tetrachloride	ND	ug/L	0.50	1		09/26/20 12:51	56-23-5	
Chlorobenzene	ND	ug/L	0.50	1		09/26/20 12:51	108-90-7	
Chloroethane	ND	ug/L	1.0	1		09/26/20 12:51	75-00-3	
Chloroform	ND	ug/L	0.50	1		09/26/20 12:51	67-66-3	
Chloromethane	ND	ug/L	1.0	1		09/26/20 12:51	74-87-3	
2-Chlorotoluene	ND	ug/L	0.50	1		09/26/20 12:51	95-49-8	
4-Chlorotoluene	ND	ug/L	0.50	1		09/26/20 12:51	106-43-4	
1,2-Dibromo-3-chloropropane	ND	ug/L	1.0	1		09/26/20 12:51	96-12-8	
Dibromochloromethane	ND	ug/L	0.50	1		09/26/20 12:51	124-48-1	
1,2-Dibromoethane (EDB)	ND	ug/L	0.50	1		09/26/20 12:51	106-93-4	
Dibromomethane	ND	ug/L	0.50	1		09/26/20 12:51	74-95-3	
1,2-Dichlorobenzene	ND	ug/L	0.50	1		09/26/20 12:51	95-50-1	
1,3-Dichlorobenzene	ND	ug/L	0.50	1		09/26/20 12:51	541-73-1	
1,4-Dichlorobenzene	ND	ug/L	0.50	1		09/26/20 12:51	106-46-7	
Dichlorodifluoromethane	ND	ug/L	0.50	1		09/26/20 12:51	75-71-8	
1,1-Dichloroethane	ND	ug/L	0.50	1		09/26/20 12:51	75-34-3	
1,2-Dichloroethane	ND	ug/L	0.50	1		09/26/20 12:51	107-06-2	
1,1-Dichloroethene	ND	ug/L	0.50	1		09/26/20 12:51	75-35-4	
cis-1,2-Dichloroethene	ND	ug/L	0.50	1		09/26/20 12:51	156-59-2	
trans-1,2-Dichloroethene	ND	ug/L	0.50	1		09/26/20 12:51	156-60-5	
1,2-Dichloropropane	ND	ug/L	0.50	1		09/26/20 12:51	78-87-5	
1,3-Dichloropropane	ND	ug/L	0.50	1		09/26/20 12:51	142-28-9	
2,2-Dichloropropane	ND	ug/L	0.50	1		09/26/20 12:51	594-20-7	

REPORT OF LABORATORY ANALYSIS

This report shall not be reproduced, except in full,
without the written consent of Pace Analytical Services, LLC.

Pace Analytical Services, LLC
9800 Kincey Ave. Suite 100
Huntersville, NC 28078
(704)875-9092

ANALYTICAL RESULTS

Project: 2020-L1-2448 Incident
Pace Project No.: 92497407

Sample: 13822_HC_RD 20200924 **Lab ID: 92497407001** Collected: 09/24/20 16:40 Received: 09/25/20 12:10 Matrix: Water

Parameters	Results	Units	Report Limit	DF	Prepared	Analyzed	CAS No.	Qual
6200B MSV	Analytical Method: SM 6200B Pace Analytical Services - Charlotte							
1,1-Dichloropropene	ND	ug/L	0.50	1		09/26/20 12:51	563-58-6	
cis-1,3-Dichloropropene	ND	ug/L	0.50	1		09/26/20 12:51	10061-01-5	
trans-1,3-Dichloropropene	ND	ug/L	0.50	1		09/26/20 12:51	10061-02-6	
Diisopropyl ether	ND	ug/L	0.50	1		09/26/20 12:51	108-20-3	
Ethylbenzene	ND	ug/L	0.50	1		09/26/20 12:51	100-41-4	
Hexachloro-1,3-butadiene	ND	ug/L	2.0	1		09/26/20 12:51	87-68-3	
Isopropylbenzene (Cumene)	ND	ug/L	0.50	1		09/26/20 12:51	98-82-8	
Methylene Chloride	ND	ug/L	2.0	1		09/26/20 12:51	75-09-2	
Methyl-tert-butyl ether	ND	ug/L	0.50	1		09/26/20 12:51	1634-04-4	
Naphthalene	ND	ug/L	2.0	1		09/26/20 12:51	91-20-3	
n-Propylbenzene	ND	ug/L	0.50	1		09/26/20 12:51	103-65-1	
Styrene	ND	ug/L	0.50	1		09/26/20 12:51	100-42-5	
1,1,1,2-Tetrachloroethane	ND	ug/L	0.50	1		09/26/20 12:51	630-20-6	
1,1,2,2-Tetrachloroethane	ND	ug/L	0.50	1		09/26/20 12:51	79-34-5	
Tetrachloroethene	ND	ug/L	0.50	1		09/26/20 12:51	127-18-4	
Toluene	ND	ug/L	0.50	1		09/26/20 12:51	108-88-3	
1,2,3-Trichlorobenzene	ND	ug/L	2.0	1		09/26/20 12:51	87-61-6	
1,2,4-Trichlorobenzene	ND	ug/L	2.0	1		09/26/20 12:51	120-82-1	
1,1,1-Trichloroethane	ND	ug/L	0.50	1		09/26/20 12:51	71-55-6	
1,1,2-Trichloroethane	ND	ug/L	0.50	1		09/26/20 12:51	79-00-5	
Trichloroethene	ND	ug/L	0.50	1		09/26/20 12:51	79-01-6	
Trichlorofluoromethane	ND	ug/L	1.0	1		09/26/20 12:51	75-69-4	
1,2,3-Trichloropropane	ND	ug/L	0.50	1		09/26/20 12:51	96-18-4	
1,2,4-Trimethylbenzene	ND	ug/L	0.50	1		09/26/20 12:51	95-63-6	
1,3,5-Trimethylbenzene	ND	ug/L	0.50	1		09/26/20 12:51	108-67-8	
Vinyl chloride	ND	ug/L	1.0	1		09/26/20 12:51	75-01-4	
m&p-Xylene	ND	ug/L	1.0	1		09/26/20 12:51	179601-23-1	
o-Xylene	ND	ug/L	0.50	1		09/26/20 12:51	95-47-6	
Surrogates								
1,2-Dichloroethane-d4 (S)	105	%	70-130	1		09/26/20 12:51	17060-07-0	
4-Bromofluorobenzene (S)	100	%	70-130	1		09/26/20 12:51	460-00-4	
Toluene-d8 (S)	105	%	70-130	1		09/26/20 12:51	2037-26-5	

REPORT OF LABORATORY ANALYSIS

This report shall not be reproduced, except in full,
without the written consent of Pace Analytical Services, LLC.

Pace Analytical Services, LLC
9800 Kincey Ave. Suite 100
Huntersville, NC 28078
(704)875-9092

QUALITY CONTROL DATA

Project: 2020-L1-2448 Incident
Pace Project No.: 92497407

QC Batch: 1549893
QC Batch Method: MADEPV
Analysis Method: MADEP VPH
Analysis Description: MADEPV
Laboratory: Pace National - Mt. Juliet
Associated Lab Samples: 92497407001

METHOD BLANK: R3575310-2 Matrix: Water
Associated Lab Samples: 92497407001

Parameter	Units	Blank Result	Reporting Limit	Analyzed	Qualifiers
Aliphatic (C05-C08)	ug/L	ND	100	09/26/20 21:19	
Aliphatic (C09-C12)	ug/L	ND	100	09/26/20 21:19	
Aromatic (C09-C10),Unadjusted	ug/L	ND	100	09/26/20 21:19	
Total VPH	ug/L	ND	100	09/26/20 21:19	
2,5-Dibromotoluene (FID)	%	157	70.0-130	09/26/20 21:19	ST
2,5-Dibromotoluene (PID)	%	157	70.0-130	09/26/20 21:19	ST

METHOD BLANK: R3575310-4 Matrix: Water
Associated Lab Samples: 92497407001

Parameter	Units	Blank Result	Reporting Limit	Analyzed	Qualifiers
Aliphatic (C05-C08)	ug/L	ND	100	09/27/20 02:22	
Aliphatic (C09-C12)	ug/L	ND	100	09/27/20 02:22	
Aromatic (C09-C10),Unadjusted	ug/L	ND	100	09/27/20 02:22	
Total VPH	ug/L	ND	100	09/27/20 02:22	
2,5-Dibromotoluene (FID)	%	89.4	70.0-130	09/27/20 02:22	
2,5-Dibromotoluene (PID)	%	77.9	70.0-130	09/27/20 02:22	

LABORATORY CONTROL SAMPLE & LCSD: R3575310-1 R3575310-3

Parameter	Units	Spike Conc.	LCS Result	LCSD Result	LCS % Rec	LCSD % Rec	% Rec Limits	RPD	Max RPD	Qualifiers
Aliphatic (C05-C08)	ug/L	1200	1110	1150	92.5	95.8	70.0-130	3.54	25	
Aliphatic (C09-C12)	ug/L	1400	1380	1630	98.6	116	70.0-130	16.6	25	
Aromatic (C09-C10),Unadjusted	ug/L	200	230	256	115	128	70.0-130	10.7	25	
Total VPH	ug/L	2800	2720	3040	97.1	109	70.0-130	11.1	25	
2,5-Dibromotoluene (FID)	%				100	97.5	70.0-130			
2,5-Dibromotoluene (PID)	%				101	85.4	70.0-130			

Results presented on this page are in the units indicated by the "Units" column except where an alternate unit is presented to the right of the result.

REPORT OF LABORATORY ANALYSIS

This report shall not be reproduced, except in full,
without the written consent of Pace Analytical Services, LLC.

Pace Analytical Services, LLC
9800 Kincey Ave. Suite 100
Huntersville, NC 28078
(704)875-9092

QUALITY CONTROL DATA

Project: 2020-L1-2448 Incident
Pace Project No.: 92497407

QC Batch: 569158
QC Batch Method: EPA 3010A
Analysis Method: EPA 6010D
Analysis Description: 6010 MET
Laboratory: Pace Analytical Services - Asheville
Associated Lab Samples: 92497407001

METHOD BLANK: 3015787 Matrix: Water
Associated Lab Samples: 92497407001

Parameter	Units	Blank Result	Reporting Limit	Analyzed	Qualifiers
Lead	ug/L	ND	5.0	09/27/20 15:44	

LABORATORY CONTROL SAMPLE: 3015788

Parameter	Units	Spike Conc.	LCS Result	LCS % Rec	% Rec Limits	Qualifiers
Lead	ug/L	500	482	96	80-120	

MATRIX SPIKE & MATRIX SPIKE DUPLICATE: 3015789 3015790

Parameter	Units	92497401001 Result	MS Spike Conc.	MSD Spike Conc.	MS Result	MSD Result	MS % Rec	MSD % Rec	% Rec Limits	RPD	Qual
Lead	ug/L	ND	500	500	518	520	103	103	75-125	0	

Results presented on this page are in the units indicated by the "Units" column except where an alternate unit is presented to the right of the result.

REPORT OF LABORATORY ANALYSIS

This report shall not be reproduced, except in full,
without the written consent of Pace Analytical Services, LLC.

Pace Analytical Services, LLC
9800 Kincey Ave. Suite 100
Huntersville, NC 28078
(704)875-9092

QUALITY CONTROL DATA

Project: 2020-L1-2448 Incident
Pace Project No.: 92497407

QC Batch: 569140
QC Batch Method: SM 6200B
Analysis Method: SM 6200B
Analysis Description: 6200B MSV
Laboratory: Pace Analytical Services - Charlotte

Associated Lab Samples: 92497407001

METHOD BLANK: 3015732 Matrix: Water
Associated Lab Samples: 92497407001

Parameter	Units	Blank Result	Reporting Limit	Analyzed	Qualifiers
1,1,1,2-Tetrachloroethane	ug/L	ND	0.50	09/26/20 04:42	
1,1,1-Trichloroethane	ug/L	ND	0.50	09/26/20 04:42	
1,1,2,2-Tetrachloroethane	ug/L	ND	0.50	09/26/20 04:42	
1,1,2-Trichloroethane	ug/L	ND	0.50	09/26/20 04:42	
1,1-Dichloroethane	ug/L	ND	0.50	09/26/20 04:42	
1,1-Dichloroethene	ug/L	ND	0.50	09/26/20 04:42	
1,1-Dichloropropene	ug/L	ND	0.50	09/26/20 04:42	
1,2,3-Trichlorobenzene	ug/L	ND	2.0	09/26/20 04:42	
1,2,3-Trichloropropane	ug/L	ND	0.50	09/26/20 04:42	
1,2,4-Trichlorobenzene	ug/L	ND	2.0	09/26/20 04:42	
1,2,4-Trimethylbenzene	ug/L	ND	0.50	09/26/20 04:42	
1,2-Dibromo-3-chloropropane	ug/L	ND	1.0	09/26/20 04:42	
1,2-Dibromoethane (EDB)	ug/L	ND	0.50	09/26/20 04:42	
1,2-Dichlorobenzene	ug/L	ND	0.50	09/26/20 04:42	
1,2-Dichloroethane	ug/L	ND	0.50	09/26/20 04:42	
1,2-Dichloropropane	ug/L	ND	0.50	09/26/20 04:42	
1,3,5-Trimethylbenzene	ug/L	ND	0.50	09/26/20 04:42	
1,3-Dichlorobenzene	ug/L	ND	0.50	09/26/20 04:42	
1,3-Dichloropropane	ug/L	ND	0.50	09/26/20 04:42	
1,4-Dichlorobenzene	ug/L	ND	0.50	09/26/20 04:42	
2,2-Dichloropropane	ug/L	ND	0.50	09/26/20 04:42	
2-Chlorotoluene	ug/L	ND	0.50	09/26/20 04:42	
4-Chlorotoluene	ug/L	ND	0.50	09/26/20 04:42	
Benzene	ug/L	ND	0.50	09/26/20 04:42	
Bromobenzene	ug/L	ND	0.50	09/26/20 04:42	
Bromochloromethane	ug/L	ND	0.50	09/26/20 04:42	
Bromodichloromethane	ug/L	ND	0.50	09/26/20 04:42	
Bromoform	ug/L	ND	0.50	09/26/20 04:42	
Bromomethane	ug/L	ND	5.0	09/26/20 04:42	
Carbon tetrachloride	ug/L	ND	0.50	09/26/20 04:42	
Chlorobenzene	ug/L	ND	0.50	09/26/20 04:42	
Chloroethane	ug/L	ND	1.0	09/26/20 04:42	
Chloroform	ug/L	ND	0.50	09/26/20 04:42	
Chloromethane	ug/L	ND	1.0	09/26/20 04:42	
cis-1,2-Dichloroethene	ug/L	ND	0.50	09/26/20 04:42	
cis-1,3-Dichloropropene	ug/L	ND	0.50	09/26/20 04:42	
Dibromochloromethane	ug/L	ND	0.50	09/26/20 04:42	
Dibromomethane	ug/L	ND	0.50	09/26/20 04:42	
Dichlorodifluoromethane	ug/L	ND	0.50	09/26/20 04:42	
Diisopropyl ether	ug/L	ND	0.50	09/26/20 04:42	

Results presented on this page are in the units indicated by the "Units" column except where an alternate unit is presented to the right of the result.

REPORT OF LABORATORY ANALYSIS

This report shall not be reproduced, except in full,
without the written consent of Pace Analytical Services, LLC.

Pace Analytical Services, LLC
9800 Kincey Ave. Suite 100
Huntersville, NC 28078
(704)875-9092

QUALITY CONTROL DATA

Project: 2020-L1-2448 Incident
Pace Project No.: 92497407

METHOD BLANK: 3015732 Matrix: Water
Associated Lab Samples: 92497407001

Parameter	Units	Blank Result	Reporting Limit	Analyzed	Qualifiers
Ethylbenzene	ug/L	ND	0.50	09/26/20 04:42	
Hexachloro-1,3-butadiene	ug/L	ND	2.0	09/26/20 04:42	
Isopropylbenzene (Cumene)	ug/L	ND	0.50	09/26/20 04:42	
m&p-Xylene	ug/L	ND	1.0	09/26/20 04:42	
Methyl-tert-butyl ether	ug/L	ND	0.50	09/26/20 04:42	
Methylene Chloride	ug/L	ND	2.0	09/26/20 04:42	
n-Butylbenzene	ug/L	ND	0.50	09/26/20 04:42	
n-Propylbenzene	ug/L	ND	0.50	09/26/20 04:42	
Naphthalene	ug/L	ND	2.0	09/26/20 04:42	
o-Xylene	ug/L	ND	0.50	09/26/20 04:42	
sec-Butylbenzene	ug/L	ND	0.50	09/26/20 04:42	
Styrene	ug/L	ND	0.50	09/26/20 04:42	
tert-Butylbenzene	ug/L	ND	0.50	09/26/20 04:42	
Tetrachloroethene	ug/L	ND	0.50	09/26/20 04:42	
Toluene	ug/L	ND	0.50	09/26/20 04:42	
trans-1,2-Dichloroethene	ug/L	ND	0.50	09/26/20 04:42	
trans-1,3-Dichloropropene	ug/L	ND	0.50	09/26/20 04:42	
Trichloroethene	ug/L	ND	0.50	09/26/20 04:42	
Trichlorofluoromethane	ug/L	ND	1.0	09/26/20 04:42	
Vinyl chloride	ug/L	ND	1.0	09/26/20 04:42	
1,2-Dichloroethane-d4 (S)	%	103	70-130	09/26/20 04:42	
4-Bromofluorobenzene (S)	%	104	70-130	09/26/20 04:42	
Toluene-d8 (S)	%	108	70-130	09/26/20 04:42	

LABORATORY CONTROL SAMPLE: 3015733

Parameter	Units	Spike Conc.	LCS Result	LCS % Rec	% Rec Limits	Qualifiers
1,1,1,2-Tetrachloroethane	ug/L	50	47.2	94	60-140	
1,1,1-Trichloroethane	ug/L	50	52.4	105	60-140	
1,1,2,2-Tetrachloroethane	ug/L	50	50.2	100	60-140	
1,1,2-Trichloroethane	ug/L	50	47.7	95	60-140	
1,1-Dichloroethane	ug/L	50	53.3	107	60-140	
1,1-Dichloroethene	ug/L	50	59.0	118	60-140	
1,1-Dichloropropene	ug/L	50	48.3	97	60-140	
1,2,3-Trichlorobenzene	ug/L	50	49.5	99	60-140	
1,2,3-Trichloropropane	ug/L	50	50.9	102	60-140	
1,2,4-Trichlorobenzene	ug/L	50	48.6	97	60-140	
1,2,4-Trimethylbenzene	ug/L	50	53.5	107	60-140	
1,2-Dibromo-3-chloropropane	ug/L	50	56.2	112	60-140	
1,2-Dibromoethane (EDB)	ug/L	50	55.5	111	60-140	
1,2-Dichlorobenzene	ug/L	50	51.4	103	60-140	
1,2-Dichloroethane	ug/L	50	54.0	108	60-140	
1,2-Dichloropropane	ug/L	50	48.1	96	60-140	
1,3,5-Trimethylbenzene	ug/L	50	54.0	108	60-140	

Results presented on this page are in the units indicated by the "Units" column except where an alternate unit is presented to the right of the result.

REPORT OF LABORATORY ANALYSIS

This report shall not be reproduced, except in full,
without the written consent of Pace Analytical Services, LLC.

Pace Analytical Services, LLC
9800 Kincey Ave. Suite 100
Huntersville, NC 28078
(704)875-9092

QUALITY CONTROL DATA

Project: 2020-L1-2448 Incident
Pace Project No.: 92497407

LABORATORY CONTROL SAMPLE: 3015733

Parameter	Units	Spike Conc.	LCS Result	LCS % Rec	% Rec Limits	Qualifiers
1,3-Dichlorobenzene	ug/L	50	50.0	100	60-140	
1,3-Dichloropropane	ug/L	50	56.8	114	60-140	
1,4-Dichlorobenzene	ug/L	50	50.1	100	60-140	
2,2-Dichloropropane	ug/L	50	49.1	98	60-140	
2-Chlorotoluene	ug/L	50	51.5	103	60-140	
4-Chlorotoluene	ug/L	50	50.3	101	60-140	
Benzene	ug/L	50	51.7	103	60-140	
Bromobenzene	ug/L	50	50.0	100	60-140	
Bromochloromethane	ug/L	50	51.3	103	60-140	
Bromodichloromethane	ug/L	50	46.6	93	60-140	
Bromoform	ug/L	50	55.2	110	60-140	
Bromomethane	ug/L	50	47.9	96	60-140	
Carbon tetrachloride	ug/L	50	53.7	107	60-140	
Chlorobenzene	ug/L	50	49.6	99	60-140	
Chloroethane	ug/L	50	52.7	105	60-140	
Chloroform	ug/L	50	55.6	111	60-140	
Chloromethane	ug/L	50	41.2	82	60-140	
cis-1,2-Dichloroethene	ug/L	50	52.9	106	60-140	
cis-1,3-Dichloropropene	ug/L	50	49.5	99	60-140	
Dibromochloromethane	ug/L	50	48.4	97	60-140	
Dibromomethane	ug/L	50	50.5	101	60-140	
Dichlorodifluoromethane	ug/L	50	43.8	88	60-140	
Diisopropyl ether	ug/L	50	52.3	105	60-140	
Ethylbenzene	ug/L	50	50.8	102	60-140	
Hexachloro-1,3-butadiene	ug/L	50	48.7	97	60-140	
Isopropylbenzene (Cumene)	ug/L	50	50.4	101	60-140	
m&p-Xylene	ug/L	100	99.0	99	60-140	
Methyl-tert-butyl ether	ug/L	50	44.1	88	60-140	
Methylene Chloride	ug/L	50	47.0	94	60-140	
n-Butylbenzene	ug/L	50	51.6	103	60-140	
n-Propylbenzene	ug/L	50	49.9	100	60-140	
Naphthalene	ug/L	50	49.4	99	60-140	
o-Xylene	ug/L	50	48.4	97	60-140	
sec-Butylbenzene	ug/L	50	50.8	102	60-140	
Styrene	ug/L	50	52.8	106	60-140	
tert-Butylbenzene	ug/L	50	45.1	90	60-140	
Tetrachloroethene	ug/L	50	53.3	107	60-140	
Toluene	ug/L	50	46.9	94	60-140	
trans-1,2-Dichloroethene	ug/L	50	56.5	113	60-140	
trans-1,3-Dichloropropene	ug/L	50	48.4	97	60-140	
Trichloroethene	ug/L	50	49.3	99	60-140	
Trichlorofluoromethane	ug/L	50	48.8	98	60-140	
Vinyl chloride	ug/L	50	43.9	88	60-140	
1,2-Dichloroethane-d4 (S)	%			112	70-130	
4-Bromofluorobenzene (S)	%			100	70-130	
Toluene-d8 (S)	%			96	70-130	

Results presented on this page are in the units indicated by the "Units" column except where an alternate unit is presented to the right of the result.

REPORT OF LABORATORY ANALYSIS

This report shall not be reproduced, except in full,
without the written consent of Pace Analytical Services, LLC.

Pace Analytical Services, LLC
9800 Kincey Ave. Suite 100
Huntersville, NC 28078
(704)875-9092

QUALITY CONTROL DATA

Project: 2020-L1-2448 Incident
Pace Project No.: 92497407

MATRIX SPIKE & MATRIX SPIKE DUPLICATE: 3015734 3015735

Parameter	Units	92497414001 Result	MS Spike Conc.	MSD Spike Conc.	MS Result	MSD Result	MS % Rec	MSD % Rec	% Rec Limits	RPD	Qual
1,1,1,2-Tetrachloroethane	ug/L	ND	20	20	18.4	18.1	92	91	60-140	1	
1,1,1-Trichloroethane	ug/L	ND	20	20	23.8	23.8	119	119	60-140	0	
1,1,2,2-Tetrachloroethane	ug/L	ND	20	20	18.7	18.6	94	93	60-140	1	
1,1,2-Trichloroethane	ug/L	ND	20	20	20.4	20.1	102	101	60-140	1	
1,1-Dichloroethane	ug/L	ND	20	20	21.2	22.3	106	111	60-140	5	
1,1-Dichloroethene	ug/L	ND	20	20	21.9	22.5	110	112	60-140	2	
1,1-Dichloropropene	ug/L	ND	20	20	21.2	20.8	106	104	60-140	2	
1,2,3-Trichlorobenzene	ug/L	ND	20	20	19.6	19.2	98	96	60-140	2	
1,2,3-Trichloropropane	ug/L	ND	20	20	19.7	20.1	99	100	60-140	2	
1,2,4-Trichlorobenzene	ug/L	ND	20	20	18.5	18.7	93	94	60-140	1	
1,2,4-Trimethylbenzene	ug/L	ND	20	20	19.4	19.3	97	96	60-140	1	
1,2-Dibromo-3-chloropropane	ug/L	ND	20	20	19.3	19.1	96	96	60-140	1	
1,2-Dibromoethane (EDB)	ug/L	ND	20	20	22.6	22.7	113	113	60-140	0	
1,2-Dichlorobenzene	ug/L	ND	20	20	19.8	20.1	99	100	60-140	1	
1,2-Dichloroethane	ug/L	ND	20	20	20.2	20.4	101	102	60-140	1	
1,2-Dichloropropane	ug/L	ND	20	20	22.0	21.3	110	107	60-140	3	
1,3,5-Trimethylbenzene	ug/L	ND	20	20	19.4	19.3	97	97	60-140	0	
1,3-Dichlorobenzene	ug/L	ND	20	20	19.9	19.7	99	98	60-140	1	
1,3-Dichloropropane	ug/L	ND	20	20	20.9	20.6	105	103	60-140	1	
1,4-Dichlorobenzene	ug/L	ND	20	20	20.1	20.3	100	101	60-140	1	
2,2-Dichloropropane	ug/L	ND	20	20	18.9	19.6	94	98	60-140	4	
2-Chlorotoluene	ug/L	ND	20	20	19.8	19.4	99	97	60-140	2	
4-Chlorotoluene	ug/L	ND	20	20	19.5	19.2	97	96	60-140	2	
Benzene	ug/L	ND	20	20	21.5	21.0	107	105	60-140	2	
Bromobenzene	ug/L	ND	20	20	19.2	19.6	96	98	60-140	2	
Bromochloromethane	ug/L	ND	20	20	23.7	25.7	118	128	60-140	8	
Bromodichloromethane	ug/L	ND	20	20	22.4	21.9	112	109	60-140	3	
Bromoform	ug/L	ND	20	20	19.5	19.3	98	97	60-140	1	
Bromomethane	ug/L	ND	20	20	21.6	22.4	108	112	60-140	4	
Carbon tetrachloride	ug/L	ND	20	20	23.9	23.6	119	118	60-140	1	
Chlorobenzene	ug/L	ND	20	20	20.8	20.2	104	101	60-140	3	
Chloroethane	ug/L	ND	20	20	20.8	20.1	104	101	60-140	3	
Chloroform	ug/L	ND	20	20	24.7	24.3	124	121	60-140	2	
Chloromethane	ug/L	ND	20	20	12.4	12.7	62	63	60-140	2	
cis-1,2-Dichloroethene	ug/L	ND	20	20	21.0	21.5	105	107	60-140	2	
cis-1,3-Dichloropropene	ug/L	ND	20	20	19.7	19.6	99	98	60-140	1	
Dibromochloromethane	ug/L	ND	20	20	19.6	19.1	98	95	60-140	3	
Dibromomethane	ug/L	ND	20	20	24.3	23.4	122	117	60-140	4	
Dichlorodifluoromethane	ug/L	ND	20	20	22.6	22.8	113	114	60-140	1	
Diisopropyl ether	ug/L	ND	20	20	15.7	15.7	78	78	60-140	0	
Ethylbenzene	ug/L	ND	20	20	21.1	20.6	106	103	60-140	3	
Hexachloro-1,3-butadiene	ug/L	ND	20	20	21.8	21.2	109	106	60-140	3	
Isopropylbenzene (Cumene)	ug/L	ND	20	20	21.1	21.0	106	105	60-140	1	
m&p-Xylene	ug/L	ND	40	40	42.3	41.0	106	103	60-140	3	
Methyl-tert-butyl ether	ug/L	ND	20	20	22.7	23.1	114	115	60-140	2	
Methylene Chloride	ug/L	ND	20	20	15.9	15.2	80	76	60-140	4	

Results presented on this page are in the units indicated by the "Units" column except where an alternate unit is presented to the right of the result.

REPORT OF LABORATORY ANALYSIS

This report shall not be reproduced, except in full,
without the written consent of Pace Analytical Services, LLC.

Pace Analytical Services, LLC
9800 Kincey Ave. Suite 100
Huntersville, NC 28078
(704)875-9092

QUALITY CONTROL DATA

Project: 2020-L1-2448 Incident
Pace Project No.: 92497407

MATRIX SPIKE & MATRIX SPIKE DUPLICATE: 3015734 3015735

Parameter	Units	92497414001 Result	MS Spike Conc.	MSD Spike Conc.	MS Result	MSD Result	MS % Rec	MSD % Rec	% Rec Limits	RPD	Qual
n-Butylbenzene	ug/L	ND	20	20	18.0	17.3	90	87	60-140	4	
n-Propylbenzene	ug/L	ND	20	20	19.2	19.1	96	96	60-140	0	
Naphthalene	ug/L	ND	20	20	19.1	18.3	96	92	60-140	4	
o-Xylene	ug/L	ND	20	20	20.5	20.1	103	100	60-140	2	
sec-Butylbenzene	ug/L	ND	20	20	19.0	18.9	95	94	60-140	1	
Styrene	ug/L	ND	20	20	21.5	20.4	108	102	60-140	5	
tert-Butylbenzene	ug/L	ND	20	20	18.3	18.3	92	92	60-140	0	
Tetrachloroethene	ug/L	ND	20	20	21.8	20.7	109	104	60-140	5	
Toluene	ug/L	ND	20	20	21.6	21.0	108	105	60-140	3	
trans-1,2-Dichloroethene	ug/L	ND	20	20	21.7	20.8	108	104	60-140	4	
trans-1,3-Dichloropropene	ug/L	ND	20	20	20.3	19.6	101	98	60-140	3	
Trichloroethene	ug/L	ND	20	20	24.4	24.9	122	125	60-140	2	
Trichlorofluoromethane	ug/L	ND	20	20	24.5	24.9	122	125	60-140	2	
Vinyl chloride	ug/L	ND	20	20	18.5	18.5	93	92	60-140	0	
1,2-Dichloroethane-d4 (S)	%						97	98	70-130		
4-Bromofluorobenzene (S)	%						103	100	70-130		
Toluene-d8 (S)	%						98	98	70-130		

Results presented on this page are in the units indicated by the "Units" column except where an alternate unit is presented to the right of the result.

REPORT OF LABORATORY ANALYSIS

This report shall not be reproduced, except in full,
without the written consent of Pace Analytical Services, LLC.

Pace Analytical Services, LLC
9800 Kincey Ave. Suite 100
Huntersville, NC 28078
(704)875-9092

QUALIFIERS

Project: 2020-L1-2448 Incident
Pace Project No.: 92497407

DEFINITIONS

DF - Dilution Factor, if reported, represents the factor applied to the reported data due to dilution of the sample aliquot.

ND - Not Detected at or above adjusted reporting limit.

TNTC - Too Numerous To Count

J - Estimated concentration above the adjusted method detection limit and below the adjusted reporting limit.

MDL - Adjusted Method Detection Limit.

PQL - Practical Quantitation Limit.

RL - Reporting Limit - The lowest concentration value that meets project requirements for quantitative data with known precision and bias for a specific analyte in a specific matrix.

S - Surrogate

1,2-Diphenylhydrazine decomposes to and cannot be separated from Azobenzene using Method 8270. The result for each analyte is a combined concentration.

Consistent with EPA guidelines, unrounded data are displayed and have been used to calculate % recovery and RPD values.

LCS(D) - Laboratory Control Sample (Duplicate)

MS(D) - Matrix Spike (Duplicate)

DUP - Sample Duplicate

RPD - Relative Percent Difference

NC - Not Calculable.

SG - Silica Gel - Clean-Up

U - Indicates the compound was analyzed for, but not detected.

Acid preservation may not be appropriate for 2 Chloroethylvinyl ether.

A separate vial preserved to a pH of 4-5 is recommended in SW846 Chapter 4 for the analysis of Acrolein and Acrylonitrile by EPA Method 8260.

N-Nitrosodiphenylamine decomposes and cannot be separated from Diphenylamine using Method 8270. The result reported for each analyte is a combined concentration.

Pace Analytical is TNI accredited. Contact your Pace PM for the current list of accredited analytes.

TNI - The NELAC Institute.

ANALYTE QUALIFIERS

ST	Surrogate recovery was above laboratory control limits. Results may be biased high.

This report shall not be reproduced, except in full,
without the written consent of Pace Analytical Services, LLC.

Pace Analytical Services, LLC
9800 Kincey Ave. Suite 100
Huntersville, NC 28078
(704)875-9092

QUALITY CONTROL DATA CROSS REFERENCE TABLE

Project: 2020-L1-2448 Incident
Pace Project No.: 92497407

Lab ID	Sample ID	QC Batch Method	QC Batch	Analytical Method	Analytical Batch
92497407001	**13822_HC_RD 20200924**	MADEPV	1549893	MADEP VPH	1549893
92497407001	**13822_HC_RD 20200924**	EPA 3010A	569158	EPA 6010D	569170
92497407001	**13822_HC_RD 20200924**	SM 6200B	569140		

This report shall not be reproduced, except in full,
without the written consent of Pace Analytical Services, LLC.

Pace Analytical

CHAIN-OF-CUSTODY Analytical Request Document

Chain-of-Custody is a LEGAL DOCUMENT - Complete all relevent fields

LAB U

WO# : 92497407

92497407

Number or

Conta

Company: Apex Companies	Billing Information:
Address:	
Report To: Andrew Street	Email To: Andrew.Street@apexcos.com
Copy To:	Site Collection Info/Address: 13822 Huntersville Concord Rd
Customer Project Name/Number: 2020-L1-2448 Incident	State: NC County/City: Huntersville Time Zone Collected: [ ] PT [ ] MT [ ] CT [ ] ET
Phone: Email:	Site/Facility ID #:
Compliance Monitoring? [ ] Yes [ ] No	
Collected By (print): Naomi Fretz	Purchase Order #: Quote #:
DW PWS ID #: DW Location Code:	
Collected By (signature): Naomi Fretz	Turnaround Date Required: ASAP
Immediately Packed on Ice: [ ] Yes [ ] No	
Sample Disposal: [ ] Dispose as appropriate [ ] Return [ ] Archive: ____ [ ] Hold: ____	Rush: [ ] Same Day [ ] Next Day [ ] 2 Day [ ] 3 Day [ ] 4 Day [ ] 5 Day (Expedite Charges Apply)
Field Filtered (if applicable): [ ] Yes [ ] No Analysis: ____	

** Preservative Types: (1) nitric acid, (2) sulfuric acid, (3) hydrochloric acid, (4) sodium hydroxide, (5) zinc acetate, (6) methanol, (7) sodium bisulfate, (8) sodium thiosulfate, (9) hexane, (A) ascorbic acid, (B) ammonium sulfate, (C) ammonium hydroxide, (D) TSP, (U) Unpreserved, (O) Other ____

* Matrix Codes (Insert in Matrix box below): Drinking Water (DW), Ground Water (GW), Wastewater (WW), Product (P), Soil/Solid (SL), Oil (OL), Wipe (WP), Air (AR), Tissue (TS), Bioassay (B), Vapor (V), Other (OT)

Analyses

Customer Sample ID	Matrix *	Comp / Grab	Collected (or Composite Start) Date	Collected (or Composite Start) Time	Composite End Date	Composite End Time	Res Cl	# of Ctns	VOCs 6200B	MADEP VPH	Lead							
13822_HC_RD_20200924	DW	G	9/24/20	1640				8	X	X	X							

Lab Profile/Line:

Lab Sample Receipt Checklist:

Custody Seals Present/Intact	Y N NA
Custody Signatures Present	Y N NA
Collector Signature Present	Y N NA
Bottles Intact	Y N NA
Correct Bottles	Y N NA
Sufficient Volume	Y N NA
Samples Received on Ice	Y N NA
VOA - Headspace Acceptable	Y N NA
USDA Regulated Soils	Y N NA
Samples in Holding Time	Y N NA
Residual Chlorine Present	Y N NA
Cl Strips: ____	
Sample pH Acceptable	Y N NA
pH Strips: ____	
Sulfide Present	Y N NA
Lead Acetate Strips: ____	

LAB USE ONLY:
Lab Sample # / Comments:

92497407 001

Customer Remarks / Special Conditions / Possible Hazards:

Type of Ice Used: Wet Blue Dry None

Packing Material Used:

Radchem sample(s) screened (<500 cpm): Y N NA

SHORT HOLDS PRESENT (<72 hours): Y N N/A

Lab Tracking #: 2538706

Samples received via: FEDEX UPS Client Courier Pace Courier

Lab Sample Temperature Info:
Temp Blank Received: Y N NA
Therm ID#: 921061
Cooler 1 Temp Upon Receipt: 4 oC
Cooler 1 Therm Corr. Factor: 0 oC
Cooler 1 Corrected Temp: 4 oC
Comments:

Relinquished by/Company: (Signature)	Date/Time:	Received by/Company: (Signature)	Date/Time:
Naomi Fretz / Apex	9/25/20 1210	MPCePace HV2	9-28-20 12:10
Relinquished by/Company: (Signature)	Date/Time:	Received by/Company: (Signature)	Date/Time:
Relinquished by/Company: (Signature)	Date/Time:	Received by/Company: (Signature)	Date/Time:

MTJL LAB USE ONLY
Table #:
Acctnum:
Template:
Prelogin:
PM:
PB:

Trip Blank Received: Y N NA
HCL MeOH TSP Other

Non Conformance(s): YES / NO

Page: ____ of: ____

Pace Analytical Services, LLC
9800 Kincey Ave. Suite 100
Huntersville, NC 28078
(704)875-9092

September 29, 2020

Andrew Street
Apex Companies - NC
5900 Northwoods Business Pkwy
Suite 5900-0
Charlotte, NC 28269

RE: Project: 2020-L1-2448 Incident
Pace Project No.: 92497409

Dear Andrew Street:

Enclosed are the analytical results for sample(s) received by the laboratory on September 25, 2020. The results relate only to the samples included in this report. Results reported herein conform to the applicable TNI/NELAC Standards and the laboratory's Quality Manual, where applicable, unless otherwise noted in the body of the report.

The test results provided in this final report were generated by each of the following laboratories within the Pace Network:

- Pace National - Mt. Juliet
- Pace Analytical Services - Asheville
- Pace Analytical Services - Charlotte

If you have any questions concerning this report, please feel free to contact me.

Sincerely,

Angela M. Baioni

Angela Baioni
angela.baioni@pacelabs.com
(704)875-9092
Project Manager

Enclosures

cc: J Culbreath, Colonial Pipeline Company
Robert Hughes, Colonial Pipeline
Margaret King, APEX Companies, LLC
Emily Little, Apex Companies
Jeff Morrison, Colonial Pipeline Company
Tom Naumann, APEX Companies - NC
Joe Nicolette, Montrose-EPS
Christopher Schultz, Apex Companies
Alex Testoff, Montrose-EPS
Michael Verdon, Colonial Pipeline Company
JM Wyatt, Colonial Pipeline Company

This report shall not be reproduced, except in full,
without the written consent of Pace Analytical Services, LLC.

Pace Analytical Services, LLC
9800 Kincey Ave. Suite 100
Huntersville, NC 28078
(704)875-9092

CERTIFICATIONS

Project: 2020-L1-2448 Incident
Pace Project No.: 92497409

Pace Analytical Services National

12065 Lebanon Road, Mt. Juliet, TN 37122
Alabama Certification #: 40660
Alaska Certification 17-026
Arizona Certification #: AZ0612
Arkansas Certification #: 88-0469
California Certification #: 2932
Canada Certification #: 1461.01
Colorado Certification #: TN00003
Connecticut Certification #: PH-0197
DOD Certification: #1461.01
EPA# TN00003
Florida Certification #: E87487
Georgia DW Certification #: 923
Georgia Certification: NELAP
Idaho Certification #: TN00003
Illinois Certification #: 200008
Indiana Certification #: C-TN-01
Iowa Certification #: 364
Kansas Certification #: E-10277
Kentucky UST Certification #: 16
Kentucky Certification #: 90010
Louisiana Certification #: AI30792
Louisiana DW Certification #: LA180010
Maine Certification #: TN0002
Maryland Certification #: 324
Massachusetts Certification #: M-TN003
Michigan Certification #: 9958
Minnesota Certification #: 047-999-395
Mississippi Certification #: TN00003
Missouri Certification #: 340
Montana Certification #: CERT0086
Nebraska Certification #: NE-OS-15-05
Nevada Certification #: TN-03-2002-34
New Hampshire Certification #: 2975
New Jersey Certification #: TN002
New Mexico DW Certification
New York Certification #: 11742
North Carolina Aquatic Toxicity Certification #: 41
North Carolina Drinking Water Certification #: 21704
North Carolina Environmental Certificate #: 375
North Dakota Certification #: R-140
Ohio VAP Certification #: CL0069
Oklahoma Certification #: 9915
Oregon Certification #: TN200002
Pennsylvania Certification #: 68-02979
Rhode Island Certification #: LAO00356
South Carolina Certification #: 84004
South Dakota Certification
Tennessee DW/Chem/Micro Certification #: 2006
Texas Certification #: T 104704245-17-14
Texas Mold Certification #: LAB0152
USDA Soil Permit #: P330-15-00234
Utah Certification #: TN00003
Vermont Dept. of Health: ID# VT-2006
Virginia Certification #: VT2006
Virginia Certification #: 460132
Washington Certification #: C847
West Virginia Certification #: 233
Wisconsin Certification #: 9980939910
Wyoming UST Certification #: via A2LA 2926.01
A2LA-ISO 17025 Certification #: 1461.01
A2LA-ISO 17025 Certification #: 1461.02
AIHA-LAP/LLC EMLAP Certification #:100789

Pace Analytical Services Charlotte

9800 Kincey Ave. Ste 100, Huntersville, NC 28078
Louisiana/NELAP Certification # LA170028
North Carolina Drinking Water Certification #: 37706
North Carolina Field Services Certification #: 5342
North Carolina Wastewater Certification #: 12
South Carolina Certification #: 99006001
Florida/NELAP Certification #: E87627
Kentucky UST Certification #: 84
Virginia/VELAP Certification #: 460221

Pace Analytical Services Asheville

2225 Riverside Drive, Asheville, NC 28804
Florida/NELAP Certification #: E87648
Massachusetts Certification #: M-NC030
North Carolina Drinking Water Certification #: 37712
North Carolina Wastewater Certification #: 40
South Carolina Certification #: 99030001
Virginia/VELAP Certification #: 460222

REPORT OF LABORATORY ANALYSIS

This report shall not be reproduced, except in full,
without the written consent of Pace Analytical Services, LLC.

Pace Analytical Services, LLC
9800 Kincey Ave. Suite 100
Huntersville, NC 28078
(704)875-9092

SAMPLE ANALYTE COUNT

Project: 2020-L1-2448 Incident
Pace Project No.: 92497409

Lab ID	Sample ID	Method	Analysts	Analytes Reported	Laboratory
92497409001	**13835_AC_RD 20200924**	MADEP VPH	DWR	6	PAN
		EPA 6010D	DS	1	PASI-A
		SM 6200B	CL	63	PASI-C

PAN = Pace National - Mt. Juliet
PASI-A = Pace Analytical Services - Asheville
PASI-C = Pace Analytical Services - Charlotte

This report shall not be reproduced, except in full,
without the written consent of Pace Analytical Services, LLC.

Pace Analytical Services, LLC
9800 Kincey Ave. Suite 100
Huntersville, NC 28078
(704)875-9092

ANALYTICAL RESULTS

Project: 2020-L1-2448 Incident
Pace Project No.: 92497409

Sample: 13835_AC_RD 20200924 **Lab ID: 92497409001** Collected: 09/24/20 13:45 Received: 09/25/20 12:10 Matrix: Water

Parameters	Results	Units	Report Limit	DF	Prepared	Analyzed	CAS No.	Qual
MADEPV	Analytical Method: MADEP VPH Preparation Method: MADEPV Pace National - Mt. Juliet							
Aliphatic (C05-C08)	ND	ug/L	100	1	09/27/20 02:55	09/27/20 02:55		
Aliphatic (C09-C12)	ND	ug/L	100	1	09/27/20 02:55	09/27/20 02:55		
Aromatic (C09-C10),Unadjusted	ND	ug/L	100	1	09/27/20 02:55	09/27/20 02:55	TPHC9C10A	
Total VPH	ND	ug/L	100	1	09/27/20 02:55	09/27/20 02:55	VPH	
Surrogates								
2,5-Dibromotoluene (FID)	92.7	%	70.0-130	1	09/27/20 02:55	09/27/20 02:55	615-59-8FID	
2,5-Dibromotoluene (PID)	84.6	%	70.0-130	1	09/27/20 02:55	09/27/20 02:55	615-59-8PID	
6010 MET ICP	Analytical Method: EPA 6010D Preparation Method: EPA 3010A Pace Analytical Services - Asheville							
Lead	**16.1**	ug/L	5.0	1	09/26/20 00:58	09/27/20 16:19	7439-92-1	
6200B MSV	Analytical Method: SM 6200B Pace Analytical Services - Charlotte							
Benzene	ND	ug/L	0.50	1		09/26/20 13:09	71-43-2	
Bromobenzene	ND	ug/L	0.50	1		09/26/20 13:09	108-86-1	
Bromochloromethane	ND	ug/L	0.50	1		09/26/20 13:09	74-97-5	
Bromodichloromethane	ND	ug/L	0.50	1		09/26/20 13:09	75-27-4	
Bromoform	ND	ug/L	0.50	1		09/26/20 13:09	75-25-2	
Bromomethane	ND	ug/L	5.0	1		09/26/20 13:09	74-83-9	
n-Butylbenzene	ND	ug/L	0.50	1		09/26/20 13:09	104-51-8	
sec-Butylbenzene	ND	ug/L	0.50	1		09/26/20 13:09	135-98-8	
tert-Butylbenzene	ND	ug/L	0.50	1		09/26/20 13:09	98-06-6	
Carbon tetrachloride	ND	ug/L	0.50	1		09/26/20 13:09	56-23-5	
Chlorobenzene	ND	ug/L	0.50	1		09/26/20 13:09	108-90-7	
Chloroethane	ND	ug/L	1.0	1		09/26/20 13:09	75-00-3	
Chloroform	ND	ug/L	0.50	1		09/26/20 13:09	67-66-3	
Chloromethane	ND	ug/L	1.0	1		09/26/20 13:09	74-87-3	
2-Chlorotoluene	ND	ug/L	0.50	1		09/26/20 13:09	95-49-8	
4-Chlorotoluene	ND	ug/L	0.50	1		09/26/20 13:09	106-43-4	
1,2-Dibromo-3-chloropropane	ND	ug/L	1.0	1		09/26/20 13:09	96-12-8	
Dibromochloromethane	ND	ug/L	0.50	1		09/26/20 13:09	124-48-1	
1,2-Dibromoethane (EDB)	ND	ug/L	0.50	1		09/26/20 13:09	106-93-4	
Dibromomethane	ND	ug/L	0.50	1		09/26/20 13:09	74-95-3	
1,2-Dichlorobenzene	ND	ug/L	0.50	1		09/26/20 13:09	95-50-1	
1,3-Dichlorobenzene	ND	ug/L	0.50	1		09/26/20 13:09	541-73-1	
1,4-Dichlorobenzene	ND	ug/L	0.50	1		09/26/20 13:09	106-46-7	
Dichlorodifluoromethane	ND	ug/L	0.50	1		09/26/20 13:09	75-71-8	
1,1-Dichloroethane	ND	ug/L	0.50	1		09/26/20 13:09	75-34-3	
1,2-Dichloroethane	ND	ug/L	0.50	1		09/26/20 13:09	107-06-2	
1,1-Dichloroethene	ND	ug/L	0.50	1		09/26/20 13:09	75-35-4	
cis-1,2-Dichloroethene	ND	ug/L	0.50	1		09/26/20 13:09	156-59-2	
trans-1,2-Dichloroethene	ND	ug/L	0.50	1		09/26/20 13:09	156-60-5	
1,2-Dichloropropane	ND	ug/L	0.50	1		09/26/20 13:09	78-87-5	
1,3-Dichloropropane	ND	ug/L	0.50	1		09/26/20 13:09	142-28-9	
2,2-Dichloropropane	ND	ug/L	0.50	1		09/26/20 13:09	594-20-7	

REPORT OF LABORATORY ANALYSIS

This report shall not be reproduced, except in full,
without the written consent of Pace Analytical Services, LLC.

Pace Analytical Services, LLC
9800 Kincey Ave. Suite 100
Huntersville, NC 28078
(704)875-9092

ANALYTICAL RESULTS

Project: 2020-L1-2448 Incident
Pace Project No.: 92497409

Sample: 13835_AC_RD 20200924 **Lab ID: 92497409001** Collected: 09/24/20 13:45 Received: 09/25/20 12:10 Matrix: Water

Parameters	Results	Units	Report Limit	DF	Prepared	Analyzed	CAS No.	Qual
6200B MSV	Analytical Method: SM 6200B Pace Analytical Services - Charlotte							
1,1-Dichloropropene	ND	ug/L	0.50	1		09/26/20 13:09	563-58-6	
cis-1,3-Dichloropropene	ND	ug/L	0.50	1		09/26/20 13:09	10061-01-5	
trans-1,3-Dichloropropene	ND	ug/L	0.50	1		09/26/20 13:09	10061-02-6	
Diisopropyl ether	ND	ug/L	0.50	1		09/26/20 13:09	108-20-3	
Ethylbenzene	ND	ug/L	0.50	1		09/26/20 13:09	100-41-4	
Hexachloro-1,3-butadiene	ND	ug/L	2.0	1		09/26/20 13:09	87-68-3	
Isopropylbenzene (Cumene)	ND	ug/L	0.50	1		09/26/20 13:09	98-82-8	
Methylene Chloride	ND	ug/L	2.0	1		09/26/20 13:09	75-09-2	
Methyl-tert-butyl ether	ND	ug/L	0.50	1		09/26/20 13:09	1634-04-4	
Naphthalene	ND	ug/L	2.0	1		09/26/20 13:09	91-20-3	
n-Propylbenzene	ND	ug/L	0.50	1		09/26/20 13:09	103-65-1	
Styrene	ND	ug/L	0.50	1		09/26/20 13:09	100-42-5	
1,1,1,2-Tetrachloroethane	ND	ug/L	0.50	1		09/26/20 13:09	630-20-6	
1,1,2,2-Tetrachloroethane	ND	ug/L	0.50	1		09/26/20 13:09	79-34-5	
Tetrachloroethene	ND	ug/L	0.50	1		09/26/20 13:09	127-18-4	
Toluene	ND	ug/L	0.50	1		09/26/20 13:09	108-88-3	
1,2,3-Trichlorobenzene	ND	ug/L	2.0	1		09/26/20 13:09	87-61-6	
1,2,4-Trichlorobenzene	ND	ug/L	2.0	1		09/26/20 13:09	120-82-1	
1,1,1-Trichloroethane	ND	ug/L	0.50	1		09/26/20 13:09	71-55-6	
1,1,2-Trichloroethane	ND	ug/L	0.50	1		09/26/20 13:09	79-00-5	
Trichloroethene	ND	ug/L	0.50	1		09/26/20 13:09	79-01-6	
Trichlorofluoromethane	ND	ug/L	1.0	1		09/26/20 13:09	75-69-4	
1,2,3-Trichloropropane	ND	ug/L	0.50	1		09/26/20 13:09	96-18-4	
1,2,4-Trimethylbenzene	ND	ug/L	0.50	1		09/26/20 13:09	95-63-6	
1,3,5-Trimethylbenzene	ND	ug/L	0.50	1		09/26/20 13:09	108-67-8	
Vinyl chloride	ND	ug/L	1.0	1		09/26/20 13:09	75-01-4	
m&p-Xylene	ND	ug/L	1.0	1		09/26/20 13:09	179601-23-1	
o-Xylene	ND	ug/L	0.50	1		09/26/20 13:09	95-47-6	
Surrogates								
1,2-Dichloroethane-d4 (S)	102	%	70-130	1		09/26/20 13:09	17060-07-0	
4-Bromofluorobenzene (S)	102	%	70-130	1		09/26/20 13:09	460-00-4	
Toluene-d8 (S)	108	%	70-130	1		09/26/20 13:09	2037-26-5	

REPORT OF LABORATORY ANALYSIS

This report shall not be reproduced, except in full,
without the written consent of Pace Analytical Services, LLC.

Pace Analytical Services, LLC
9800 Kincey Ave. Suite 100
Huntersville, NC 28078
(704)875-9092

QUALITY CONTROL DATA

Project: 2020-L1-2448 Incident
Pace Project No.: 92497409

QC Batch: 1549893
QC Batch Method: MADEPV
Analysis Method: MADEP VPH
Analysis Description: MADEPV
Laboratory: Pace National - Mt. Juliet
Associated Lab Samples: 92497409001

METHOD BLANK: R3575310-2 Matrix: Water
Associated Lab Samples: 92497409001

Parameter	Units	Blank Result	Reporting Limit	Analyzed	Qualifiers
Aliphatic (C05-C08)	ug/L	ND	100	09/26/20 21:19	
Aliphatic (C09-C12)	ug/L	ND	100	09/26/20 21:19	
Aromatic (C09-C10),Unadjusted	ug/L	ND	100	09/26/20 21:19	
Total VPH	ug/L	ND	100	09/26/20 21:19	
2,5-Dibromotoluene (FID)	%	157	70.0-130	09/26/20 21:19	ST
2,5-Dibromotoluene (PID)	%	157	70.0-130	09/26/20 21:19	ST

METHOD BLANK: R3575310-4 Matrix: Water
Associated Lab Samples: 92497409001

Parameter	Units	Blank Result	Reporting Limit	Analyzed	Qualifiers
Aliphatic (C05-C08)	ug/L	ND	100	09/27/20 02:22	
Aliphatic (C09-C12)	ug/L	ND	100	09/27/20 02:22	
Aromatic (C09-C10),Unadjusted	ug/L	ND	100	09/27/20 02:22	
Total VPH	ug/L	ND	100	09/27/20 02:22	
2,5-Dibromotoluene (FID)	%	89.4	70.0-130	09/27/20 02:22	
2,5-Dibromotoluene (PID)	%	77.9	70.0-130	09/27/20 02:22	

LABORATORY CONTROL SAMPLE & LCSD: R3575310-1 R3575310-3

Parameter	Units	Spike Conc.	LCS Result	LCSD Result	LCS % Rec	LCSD % Rec	% Rec Limits	RPD	Max RPD	Qualifiers
Aliphatic (C05-C08)	ug/L	1200	1110	1150	92.5	95.8	70.0-130	3.54	25	
Aliphatic (C09-C12)	ug/L	1400	1380	1630	98.6	116	70.0-130	16.6	25	
Aromatic (C09-C10),Unadjusted	ug/L	200	230	256	115	128	70.0-130	10.7	25	
Total VPH	ug/L	2800	2720	3040	97.1	109	70.0-130	11.1	25	
2,5-Dibromotoluene (FID)	%				100	97.5	70.0-130			
2,5-Dibromotoluene (PID)	%				101	85.4	70.0-130			

Results presented on this page are in the units indicated by the "Units" column except where an alternate unit is presented to the right of the result.

REPORT OF LABORATORY ANALYSIS

This report shall not be reproduced, except in full,
without the written consent of Pace Analytical Services, LLC.

Pace Analytical Services, LLC
9800 Kincey Ave. Suite 100
Huntersville, NC 28078
(704)875-9092

QUALITY CONTROL DATA

Project: 2020-L1-2448 Incident
Pace Project No.: 92497409

QC Batch: 569158
QC Batch Method: EPA 3010A
Analysis Method: EPA 6010D
Analysis Description: 6010 MET
Laboratory: Pace Analytical Services - Asheville
Associated Lab Samples: 92497409001

METHOD BLANK: 3015787 Matrix: Water
Associated Lab Samples: 92497409001

Parameter	Units	Blank Result	Reporting Limit	Analyzed	Qualifiers
Lead	ug/L	ND	5.0	09/27/20 15:44	

LABORATORY CONTROL SAMPLE: 3015788

Parameter	Units	Spike Conc.	LCS Result	LCS % Rec	% Rec Limits	Qualifiers
Lead	ug/L	500	482	96	80-120	

MATRIX SPIKE & MATRIX SPIKE DUPLICATE: 3015789 3015790

Parameter	Units	92497401001 Result	MS Spike Conc.	MSD Spike Conc.	MS Result	MSD Result	MS % Rec	MSD % Rec	% Rec Limits	RPD	Qual
Lead	ug/L	ND	500	500	518	520	103	103	75-125	0	

Results presented on this page are in the units indicated by the "Units" column except where an alternate unit is presented to the right of the result.

REPORT OF LABORATORY ANALYSIS

This report shall not be reproduced, except in full,
without the written consent of Pace Analytical Services, LLC.

Pace Analytical Services, LLC
9800 Kincey Ave. Suite 100
Huntersville, NC 28078
(704)875-9092

QUALITY CONTROL DATA

Project: 2020-L1-2448 Incident
Pace Project No.: 92497409

QC Batch: 569140
QC Batch Method: SM 6200B
Analysis Method: SM 6200B
Analysis Description: 6200B MSV
Laboratory: Pace Analytical Services - Charlotte

Associated Lab Samples: 92497409001

METHOD BLANK: 3015732 Matrix: Water
Associated Lab Samples: 92497409001

Parameter	Units	Blank Result	Reporting Limit	Analyzed	Qualifiers
1,1,1,2-Tetrachloroethane	ug/L	ND	0.50	09/26/20 04:42	
1,1,1-Trichloroethane	ug/L	ND	0.50	09/26/20 04:42	
1,1,2,2-Tetrachloroethane	ug/L	ND	0.50	09/26/20 04:42	
1,1,2-Trichloroethane	ug/L	ND	0.50	09/26/20 04:42	
1,1-Dichloroethane	ug/L	ND	0.50	09/26/20 04:42	
1,1-Dichloroethene	ug/L	ND	0.50	09/26/20 04:42	
1,1-Dichloropropene	ug/L	ND	0.50	09/26/20 04:42	
1,2,3-Trichlorobenzene	ug/L	ND	2.0	09/26/20 04:42	
1,2,3-Trichloropropane	ug/L	ND	0.50	09/26/20 04:42	
1,2,4-Trichlorobenzene	ug/L	ND	2.0	09/26/20 04:42	
1,2,4-Trimethylbenzene	ug/L	ND	0.50	09/26/20 04:42	
1,2-Dibromo-3-chloropropane	ug/L	ND	1.0	09/26/20 04:42	
1,2-Dibromoethane (EDB)	ug/L	ND	0.50	09/26/20 04:42	
1,2-Dichlorobenzene	ug/L	ND	0.50	09/26/20 04:42	
1,2-Dichloroethane	ug/L	ND	0.50	09/26/20 04:42	
1,2-Dichloropropane	ug/L	ND	0.50	09/26/20 04:42	
1,3,5-Trimethylbenzene	ug/L	ND	0.50	09/26/20 04:42	
1,3-Dichlorobenzene	ug/L	ND	0.50	09/26/20 04:42	
1,3-Dichloropropane	ug/L	ND	0.50	09/26/20 04:42	
1,4-Dichlorobenzene	ug/L	ND	0.50	09/26/20 04:42	
2,2-Dichloropropane	ug/L	ND	0.50	09/26/20 04:42	
2-Chlorotoluene	ug/L	ND	0.50	09/26/20 04:42	
4-Chlorotoluene	ug/L	ND	0.50	09/26/20 04:42	
Benzene	ug/L	ND	0.50	09/26/20 04:42	
Bromobenzene	ug/L	ND	0.50	09/26/20 04:42	
Bromochloromethane	ug/L	ND	0.50	09/26/20 04:42	
Bromodichloromethane	ug/L	ND	0.50	09/26/20 04:42	
Bromoform	ug/L	ND	0.50	09/26/20 04:42	
Bromomethane	ug/L	ND	5.0	09/26/20 04:42	
Carbon tetrachloride	ug/L	ND	0.50	09/26/20 04:42	
Chlorobenzene	ug/L	ND	0.50	09/26/20 04:42	
Chloroethane	ug/L	ND	1.0	09/26/20 04:42	
Chloroform	ug/L	ND	0.50	09/26/20 04:42	
Chloromethane	ug/L	ND	1.0	09/26/20 04:42	
cis-1,2-Dichloroethene	ug/L	ND	0.50	09/26/20 04:42	
cis-1,3-Dichloropropene	ug/L	ND	0.50	09/26/20 04:42	
Dibromochloromethane	ug/L	ND	0.50	09/26/20 04:42	
Dibromomethane	ug/L	ND	0.50	09/26/20 04:42	
Dichlorodifluoromethane	ug/L	ND	0.50	09/26/20 04:42	
Diisopropyl ether	ug/L	ND	0.50	09/26/20 04:42	

Results presented on this page are in the units indicated by the "Units" column except where an alternate unit is presented to the right of the result.

REPORT OF LABORATORY ANALYSIS

This report shall not be reproduced, except in full,
without the written consent of Pace Analytical Services, LLC.

Pace Analytical Services, LLC
9800 Kincey Ave. Suite 100
Huntersville, NC 28078
(704)875-9092

QUALITY CONTROL DATA

Project: 2020-L1-2448 Incident
Pace Project No.: 92497409

METHOD BLANK: 3015732 Matrix: Water
Associated Lab Samples: 92497409001

Parameter	Units	Blank Result	Reporting Limit	Analyzed	Qualifiers
Ethylbenzene	ug/L	ND	0.50	09/26/20 04:42	
Hexachloro-1,3-butadiene	ug/L	ND	2.0	09/26/20 04:42	
Isopropylbenzene (Cumene)	ug/L	ND	0.50	09/26/20 04:42	
m&p-Xylene	ug/L	ND	1.0	09/26/20 04:42	
Methyl-tert-butyl ether	ug/L	ND	0.50	09/26/20 04:42	
Methylene Chloride	ug/L	ND	2.0	09/26/20 04:42	
n-Butylbenzene	ug/L	ND	0.50	09/26/20 04:42	
n-Propylbenzene	ug/L	ND	0.50	09/26/20 04:42	
Naphthalene	ug/L	ND	2.0	09/26/20 04:42	
o-Xylene	ug/L	ND	0.50	09/26/20 04:42	
sec-Butylbenzene	ug/L	ND	0.50	09/26/20 04:42	
Styrene	ug/L	ND	0.50	09/26/20 04:42	
tert-Butylbenzene	ug/L	ND	0.50	09/26/20 04:42	
Tetrachloroethene	ug/L	ND	0.50	09/26/20 04:42	
Toluene	ug/L	ND	0.50	09/26/20 04:42	
trans-1,2-Dichloroethene	ug/L	ND	0.50	09/26/20 04:42	
trans-1,3-Dichloropropene	ug/L	ND	0.50	09/26/20 04:42	
Trichloroethene	ug/L	ND	0.50	09/26/20 04:42	
Trichlorofluoromethane	ug/L	ND	1.0	09/26/20 04:42	
Vinyl chloride	ug/L	ND	1.0	09/26/20 04:42	
1,2-Dichloroethane-d4 (S)	%	103	70-130	09/26/20 04:42	
4-Bromofluorobenzene (S)	%	104	70-130	09/26/20 04:42	
Toluene-d8 (S)	%	108	70-130	09/26/20 04:42	

LABORATORY CONTROL SAMPLE: 3015733

Parameter	Units	Spike Conc.	LCS Result	LCS % Rec	% Rec Limits	Qualifiers
1,1,1,2-Tetrachloroethane	ug/L	50	47.2	94	60-140	
1,1,1-Trichloroethane	ug/L	50	52.4	105	60-140	
1,1,2,2-Tetrachloroethane	ug/L	50	50.2	100	60-140	
1,1,2-Trichloroethane	ug/L	50	47.7	95	60-140	
1,1-Dichloroethane	ug/L	50	53.3	107	60-140	
1,1-Dichloroethene	ug/L	50	59.0	118	60-140	
1,1-Dichloropropene	ug/L	50	48.3	97	60-140	
1,2,3-Trichlorobenzene	ug/L	50	49.5	99	60-140	
1,2,3-Trichloropropane	ug/L	50	50.9	102	60-140	
1,2,4-Trichlorobenzene	ug/L	50	48.6	97	60-140	
1,2,4-Trimethylbenzene	ug/L	50	53.5	107	60-140	
1,2-Dibromo-3-chloropropane	ug/L	50	56.2	112	60-140	
1,2-Dibromoethane (EDB)	ug/L	50	55.5	111	60-140	
1,2-Dichlorobenzene	ug/L	50	51.4	103	60-140	
1,2-Dichloroethane	ug/L	50	54.0	108	60-140	
1,2-Dichloropropane	ug/L	50	48.1	96	60-140	
1,3,5-Trimethylbenzene	ug/L	50	54.0	108	60-140	

Results presented on this page are in the units indicated by the "Units" column except where an alternate unit is presented to the right of the result.

REPORT OF LABORATORY ANALYSIS

This report shall not be reproduced, except in full,
without the written consent of Pace Analytical Services, LLC.

Pace Analytical Services, LLC
9800 Kincey Ave. Suite 100
Huntersville, NC 28078
(704)875-9092

QUALITY CONTROL DATA

Project: 2020-L1-2448 Incident
Pace Project No.: 92497409

LABORATORY CONTROL SAMPLE: 3015733

Parameter	Units	Spike Conc.	LCS Result	LCS % Rec	% Rec Limits	Qualifiers
1,3-Dichlorobenzene	ug/L	50	50.0	100	60-140	
1,3-Dichloropropane	ug/L	50	56.8	114	60-140	
1,4-Dichlorobenzene	ug/L	50	50.1	100	60-140	
2,2-Dichloropropane	ug/L	50	49.1	98	60-140	
2-Chlorotoluene	ug/L	50	51.5	103	60-140	
4-Chlorotoluene	ug/L	50	50.3	101	60-140	
Benzene	ug/L	50	51.7	103	60-140	
Bromobenzene	ug/L	50	50.0	100	60-140	
Bromochloromethane	ug/L	50	51.3	103	60-140	
Bromodichloromethane	ug/L	50	46.6	93	60-140	
Bromoform	ug/L	50	55.2	110	60-140	
Bromomethane	ug/L	50	47.9	96	60-140	
Carbon tetrachloride	ug/L	50	53.7	107	60-140	
Chlorobenzene	ug/L	50	49.6	99	60-140	
Chloroethane	ug/L	50	52.7	105	60-140	
Chloroform	ug/L	50	55.6	111	60-140	
Chloromethane	ug/L	50	41.2	82	60-140	
cis-1,2-Dichloroethene	ug/L	50	52.9	106	60-140	
cis-1,3-Dichloropropene	ug/L	50	49.5	99	60-140	
Dibromochloromethane	ug/L	50	48.4	97	60-140	
Dibromomethane	ug/L	50	50.5	101	60-140	
Dichlorodifluoromethane	ug/L	50	43.8	88	60-140	
Diisopropyl ether	ug/L	50	52.3	105	60-140	
Ethylbenzene	ug/L	50	50.8	102	60-140	
Hexachloro-1,3-butadiene	ug/L	50	48.7	97	60-140	
Isopropylbenzene (Cumene)	ug/L	50	50.4	101	60-140	
m&p-Xylene	ug/L	100	99.0	99	60-140	
Methyl-tert-butyl ether	ug/L	50	44.1	88	60-140	
Methylene Chloride	ug/L	50	47.0	94	60-140	
n-Butylbenzene	ug/L	50	51.6	103	60-140	
n-Propylbenzene	ug/L	50	49.9	100	60-140	
Naphthalene	ug/L	50	49.4	99	60-140	
o-Xylene	ug/L	50	48.4	97	60-140	
sec-Butylbenzene	ug/L	50	50.8	102	60-140	
Styrene	ug/L	50	52.8	106	60-140	
tert-Butylbenzene	ug/L	50	45.1	90	60-140	
Tetrachloroethene	ug/L	50	53.3	107	60-140	
Toluene	ug/L	50	46.9	94	60-140	
trans-1,2-Dichloroethene	ug/L	50	56.5	113	60-140	
trans-1,3-Dichloropropene	ug/L	50	48.4	97	60-140	
Trichloroethene	ug/L	50	49.3	99	60-140	
Trichlorofluoromethane	ug/L	50	48.8	98	60-140	
Vinyl chloride	ug/L	50	43.9	88	60-140	
1,2-Dichloroethane-d4 (S)	%			112	70-130	
4-Bromofluorobenzene (S)	%			100	70-130	
Toluene-d8 (S)	%			96	70-130	

Results presented on this page are in the units indicated by the "Units" column except where an alternate unit is presented to the right of the result.

REPORT OF LABORATORY ANALYSIS

This report shall not be reproduced, except in full,
without the written consent of Pace Analytical Services, LLC.

Pace Analytical Services, LLC
9800 Kincey Ave. Suite 100
Huntersville, NC 28078
(704)875-9092

QUALITY CONTROL DATA

Project: 2020-L1-2448 Incident
Pace Project No.: 92497409

MATRIX SPIKE & MATRIX SPIKE DUPLICATE: 3015734 3015735

Parameter	Units	92497414001 Result	MS Spike Conc.	MSD Spike Conc.	MS Result	MSD Result	MS % Rec	MSD % Rec	% Rec Limits	RPD	Qual
1,1,1,2-Tetrachloroethane	ug/L	ND	20	20	18.4	18.1	92	91	60-140	1	
1,1,1-Trichloroethane	ug/L	ND	20	20	23.8	23.8	119	119	60-140	0	
1,1,2,2-Tetrachloroethane	ug/L	ND	20	20	18.7	18.6	94	93	60-140	1	
1,1,2-Trichloroethane	ug/L	ND	20	20	20.4	20.1	102	101	60-140	1	
1,1-Dichloroethane	ug/L	ND	20	20	21.2	22.3	106	111	60-140	5	
1,1-Dichloroethene	ug/L	ND	20	20	21.9	22.5	110	112	60-140	2	
1,1-Dichloropropene	ug/L	ND	20	20	21.2	20.8	106	104	60-140	2	
1,2,3-Trichlorobenzene	ug/L	ND	20	20	19.6	19.2	98	96	60-140	2	
1,2,3-Trichloropropane	ug/L	ND	20	20	19.7	20.1	99	100	60-140	2	
1,2,4-Trichlorobenzene	ug/L	ND	20	20	18.5	18.7	93	94	60-140	1	
1,2,4-Trimethylbenzene	ug/L	ND	20	20	19.4	19.3	97	96	60-140	1	
1,2-Dibromo-3-chloropropane	ug/L	ND	20	20	19.3	19.1	96	96	60-140	1	
1,2-Dibromoethane (EDB)	ug/L	ND	20	20	22.6	22.7	113	113	60-140	0	
1,2-Dichlorobenzene	ug/L	ND	20	20	19.8	20.1	99	100	60-140	1	
1,2-Dichloroethane	ug/L	ND	20	20	20.2	20.4	101	102	60-140	1	
1,2-Dichloropropane	ug/L	ND	20	20	22.0	21.3	110	107	60-140	3	
1,3,5-Trimethylbenzene	ug/L	ND	20	20	19.4	19.3	97	97	60-140	0	
1,3-Dichlorobenzene	ug/L	ND	20	20	19.9	19.7	99	98	60-140	1	
1,3-Dichloropropane	ug/L	ND	20	20	20.9	20.6	105	103	60-140	1	
1,4-Dichlorobenzene	ug/L	ND	20	20	20.1	20.3	100	101	60-140	1	
2,2-Dichloropropane	ug/L	ND	20	20	18.9	19.6	94	98	60-140	4	
2-Chlorotoluene	ug/L	ND	20	20	19.8	19.4	99	97	60-140	2	
4-Chlorotoluene	ug/L	ND	20	20	19.5	19.2	97	96	60-140	2	
Benzene	ug/L	ND	20	20	21.5	21.0	107	105	60-140	2	
Bromobenzene	ug/L	ND	20	20	19.2	19.6	96	98	60-140	2	
Bromochloromethane	ug/L	ND	20	20	23.7	25.7	118	128	60-140	8	
Bromodichloromethane	ug/L	ND	20	20	22.4	21.9	112	109	60-140	3	
Bromoform	ug/L	ND	20	20	19.5	19.3	98	97	60-140	1	
Bromomethane	ug/L	ND	20	20	21.6	22.4	108	112	60-140	4	
Carbon tetrachloride	ug/L	ND	20	20	23.9	23.6	119	118	60-140	1	
Chlorobenzene	ug/L	ND	20	20	20.8	20.2	104	101	60-140	3	
Chloroethane	ug/L	ND	20	20	20.8	20.1	104	101	60-140	3	
Chloroform	ug/L	ND	20	20	24.7	24.3	124	121	60-140	2	
Chloromethane	ug/L	ND	20	20	12.4	12.7	62	63	60-140	2	
cis-1,2-Dichloroethene	ug/L	ND	20	20	21.0	21.5	105	107	60-140	2	
cis-1,3-Dichloropropene	ug/L	ND	20	20	19.7	19.6	99	98	60-140	1	
Dibromochloromethane	ug/L	ND	20	20	19.6	19.1	98	95	60-140	3	
Dibromomethane	ug/L	ND	20	20	24.3	23.4	122	117	60-140	4	
Dichlorodifluoromethane	ug/L	ND	20	20	22.6	22.8	113	114	60-140	1	
Diisopropyl ether	ug/L	ND	20	20	15.7	15.7	78	78	60-140	0	
Ethylbenzene	ug/L	ND	20	20	21.1	20.6	106	103	60-140	3	
Hexachloro-1,3-butadiene	ug/L	ND	20	20	21.8	21.2	109	106	60-140	3	
Isopropylbenzene (Cumene)	ug/L	ND	20	20	21.1	21.0	106	105	60-140	1	
m&p-Xylene	ug/L	ND	40	40	42.3	41.0	106	103	60-140	3	
Methyl-tert-butyl ether	ug/L	ND	20	20	22.7	23.1	114	115	60-140	2	
Methylene Chloride	ug/L	ND	20	20	15.9	15.2	80	76	60-140	4	

Results presented on this page are in the units indicated by the "Units" column except where an alternate unit is presented to the right of the result.

REPORT OF LABORATORY ANALYSIS

This report shall not be reproduced, except in full,
without the written consent of Pace Analytical Services, LLC.

Pace Analytical Services, LLC
9800 Kincey Ave. Suite 100
Huntersville, NC 28078
(704)875-9092

QUALITY CONTROL DATA

Project: 2020-L1-2448 Incident
Pace Project No.: 92497409

MATRIX SPIKE & MATRIX SPIKE DUPLICATE: 3015734 3015735

Parameter	Units	92497414001 Result	MS Spike Conc.	MSD Spike Conc.	MS Result	MSD Result	MS % Rec	MSD % Rec	% Rec Limits	RPD	Qual
n-Butylbenzene	ug/L	ND	20	20	18.0	17.3	90	87	60-140	4	
n-Propylbenzene	ug/L	ND	20	20	19.2	19.1	96	96	60-140	0	
Naphthalene	ug/L	ND	20	20	19.1	18.3	96	92	60-140	4	
o-Xylene	ug/L	ND	20	20	20.5	20.1	103	100	60-140	2	
sec-Butylbenzene	ug/L	ND	20	20	19.0	18.9	95	94	60-140	1	
Styrene	ug/L	ND	20	20	21.5	20.4	108	102	60-140	5	
tert-Butylbenzene	ug/L	ND	20	20	18.3	18.3	92	92	60-140	0	
Tetrachloroethene	ug/L	ND	20	20	21.8	20.7	109	104	60-140	5	
Toluene	ug/L	ND	20	20	21.6	21.0	108	105	60-140	3	
trans-1,2-Dichloroethene	ug/L	ND	20	20	21.7	20.8	108	104	60-140	4	
trans-1,3-Dichloropropene	ug/L	ND	20	20	20.3	19.6	101	98	60-140	3	
Trichloroethene	ug/L	ND	20	20	24.4	24.9	122	125	60-140	2	
Trichlorofluoromethane	ug/L	ND	20	20	24.5	24.9	122	125	60-140	2	
Vinyl chloride	ug/L	ND	20	20	18.5	18.5	93	92	60-140	0	
1,2-Dichloroethane-d4 (S)	%						97	98	70-130		
4-Bromofluorobenzene (S)	%						103	100	70-130		
Toluene-d8 (S)	%						98	98	70-130		

Results presented on this page are in the units indicated by the "Units" column except where an alternate unit is presented to the right of the result.

REPORT OF LABORATORY ANALYSIS

This report shall not be reproduced, except in full,
without the written consent of Pace Analytical Services, LLC.

Pace Analytical Services, LLC
9800 Kincey Ave. Suite 100
Huntersville, NC 28078
(704)875-9092

QUALIFIERS

Project: 2020-L1-2448 Incident
Pace Project No.: 92497409

DEFINITIONS

DF - Dilution Factor, if reported, represents the factor applied to the reported data due to dilution of the sample aliquot.

ND - Not Detected at or above adjusted reporting limit.

TNTC - Too Numerous To Count

J - Estimated concentration above the adjusted method detection limit and below the adjusted reporting limit.

MDL - Adjusted Method Detection Limit.

PQL - Practical Quantitation Limit.

RL - Reporting Limit - The lowest concentration value that meets project requirements for quantitative data with known precision and bias for a specific analyte in a specific matrix.

S - Surrogate

1,2-Diphenylhydrazine decomposes to and cannot be separated from Azobenzene using Method 8270. The result for each analyte is a combined concentration.

Consistent with EPA guidelines, unrounded data are displayed and have been used to calculate % recovery and RPD values.

LCS(D) - Laboratory Control Sample (Duplicate)

MS(D) - Matrix Spike (Duplicate)

DUP - Sample Duplicate

RPD - Relative Percent Difference

NC - Not Calculable.

SG - Silica Gel - Clean-Up

U - Indicates the compound was analyzed for, but not detected.

Acid preservation may not be appropriate for 2 Chloroethylvinyl ether.

A separate vial preserved to a pH of 4-5 is recommended in SW846 Chapter 4 for the analysis of Acrolein and Acrylonitrile by EPA Method 8260.

N-Nitrosodiphenylamine decomposes and cannot be separated from Diphenylamine using Method 8270. The result reported for each analyte is a combined concentration.

Pace Analytical is TNI accredited. Contact your Pace PM for the current list of accredited analytes.

TNI - The NELAC Institute.

ANALYTE QUALIFIERS

ST	Surrogate recovery was above laboratory control limits. Results may be biased high.

This report shall not be reproduced, except in full,
without the written consent of Pace Analytical Services, LLC.

Pace Analytical Services, LLC
9800 Kincey Ave. Suite 100
Huntersville, NC 28078
(704)875-9092

QUALITY CONTROL DATA CROSS REFERENCE TABLE

Project: 2020-L1-2448 Incident
Pace Project No.: 92497409

Lab ID	Sample ID	QC Batch Method	QC Batch	Analytical Method	Analytical Batch
92497409001	**13835_AC_RD 20200924**	MADEPV	1549893	MADEP VPH	1549893
92497409001	**13835_AC_RD 20200924**	EPA 3010A	569158	EPA 6010D	569170
92497409001	**13835_AC_RD 20200924**	SM 6200B	569140		

This report shall not be reproduced, except in full,
without the written consent of Pace Analytical Services, LLC.

CHAIN-OF-CUSTODY Analytical Request Document

Pace Analytical

Chain-of-Custody is a LEGAL DOCUMENT - Complete all relevent fields

WO# : 92497409

92497409

LAB U... Number or

Company: Apex Companies	Billing Information:
Address:	
Report To: Andrew Street	Email To: Andrew.Street@apexcos.com
Copy To:	Site Collection Info/Address: 13835 Asbury Chapel Rd
Customer Project Name/Number: 2020-LI-2448 Incident	State: NC County/City: Huntersville Time Zone Collected: [ ]PT [ ]MT [ ]CT [ ]ET
Phone: Email:	Site/Facility ID #: Compliance Monitoring? [ ] Yes [ ] No
Collected By (print): Naomi Fretz	Purchase Order #: Quote #: DW PWS ID #: DW Location Code:
Collected By (signature): Naomi Fretz	Turnaround Date Required: ASAP Immediately Packed on Ice: [ ] Yes [ ] No
Sample Disposal: [ ] Dispose as appropriate [ ] Return [ ] Archive: [ ] Hold:	Rush: [ ] Same Day [ ] Next Day [ ] 2 Day [ ] 3 Day [ ] 4 Day [ ] 5 Day (Expedite Charges Apply) Field Filtered (if applicable): [ ] Yes [ ] No Analysis:

* Matrix Codes (Insert in Matrix box below): Drinking Water (DW), Ground Water (GW), Wastewater (WW), Product (P), Soil/Solid (SL), Oil (OL), Wipe (WP), Air (AR), Tissue (TS), Bioassay (B), Vapor (V), Other (OT)

Customer Sample ID	Matrix *	Comp / Grab	Collected (or Composite Start) Date	Collected (or Composite Start) Time	Composite End Date	Composite End Time	Res Cl	# of Ctns	VOCs 6200B	MADEP VPH	Lead								Lab Sample # / Comments
13835 AC_RD 20200924	DW	G	9/24/20	1345				8	X	X	X								92497409 04

** Preservative Types: (1) nitric acid, (2) sulfuric acid, (3) hydrochloric acid, (4) sodium hydroxide, (5) zinc acetate, (6) methanol, (7) sodium bisulfate, (8) sodium thiosulfate, (9) hexane, (A) ascorbic acid, (B) ammonium sulfate, (C) ammonium hydroxide, (D) TSP, (U) Unpreserved, (O) Other _____

Container Preservative Type

Analyses

Lab Profile/Line:

Lab Sample Receipt Checklist:

Custody Seals Present/Intact	Y	(N)	NA
Custody Signatures Present	(Y)	N	NA
Collector Signature Present	(Y)	N	NA
Bottles Intact	(Y)	N	NA
Correct Bottles	(Y)	N	NA
Sufficient Volume	(Y)	N	NA
Samples Received on Ice	(Y)	N	NA
VOA - Headspace Acceptable	(Y)	N	NA
USDA Regulated Soils	Y	N	(NA)
Samples in Holding Time	(Y)	N	NA
Residual Chlorine Present	Y	N	(NA)
Cl Strips:			
Sample pH Acceptable	(Y)	N	NA
pH Strips:			
Sulfide Present	Y	N	(NA)
Lead Acetate Strips:			

LAB USE ONLY:

Customer Remarks / Special Conditions / Possible Hazards:

Type of Ice Used: (Wet) Blue Dry None

Packing Material Used:

Radchem sample(s) screened (<500 cpm): Y N (NA)

SHORT HOLDS PRESENT (<72 hours): Y (N) N/A

Lab Tracking #: 2538707

Samples received via: FEDEX UPS (Client) Courier Pace Courier

Lab Sample Temperature Info:

Temp Blank Received: Y (N) NA

Therm ID#: 31 T061

Cooler 1 Temp Upon Receipt: 4 oC

Cooler 1 Therm Corr. Factor: 0 oC

Cooler 1 Corrected Temp: 4 oC

Comments:

Relinquished by/Company: (Signature)	Date/Time:	Received by/Company: (Signature)	Date/Time:
Naomi Fretz / Apex	9/25/20 1210	[illegible]	9-25-20 12:10
Relinquished by/Company: (Signature)	Date/Time:	Received by/Company: (Signature)	Date/Time:
Relinquished by/Company: (Signature)	Date/Time:	Received by/Company: (Signature)	Date/Time:

MTJL LAB USE ONLY

Table #:

Acctnum:

Template:

Prelogin:

PM:

PB:

Trip Blank Received: Y (N) NA

HCL MeOH TSP Other

Non Conformance(s): YES / (NO)

Page: _____ of: _____

Pace Analytical Services, LLC
9800 Kincey Ave. Suite 100
Huntersville, NC 28078
(704)875-9092

September 29, 2020

Andrew Street
Apex Companies - NC
5900 Northwoods Business Pkwy
Suite 5900-0
Charlotte, NC 28269

RE: Project: 2020-L1-2448 Incident
Pace Project No.: 92497410

Dear Andrew Street:

Enclosed are the analytical results for sample(s) received by the laboratory on September 25, 2020. The results relate only to the samples included in this report. Results reported herein conform to the applicable TNI/NELAC Standards and the laboratory's Quality Manual, where applicable, unless otherwise noted in the body of the report.

The test results provided in this final report were generated by each of the following laboratories within the Pace Network:

- Pace National - Mt. Juliet
- Pace Analytical Services - Asheville
- Pace Analytical Services - Charlotte

If you have any questions concerning this report, please feel free to contact me.

Sincerely,

Angela M. Baioni

Angela Baioni
angela.baioni@pacelabs.com
(704)875-9092
Project Manager

Enclosures

cc: J Culbreath, Colonial Pipeline Company
Robert Hughes, Colonial Pipeline
Margaret King, APEX Companies, LLC
Emily Little, Apex Companies
Jeff Morrison, Colonial Pipeline Company
Tom Naumann, APEX Companies - NC
Joe Nicolette, Montrose-EPS
Christopher Schultz, Apex Companies
Alex Testoff, Montrose-EPS
Michael Verdon, Colonial Pipeline Company
JM Wyatt, Colonial Pipeline Company

This report shall not be reproduced, except in full,
without the written consent of Pace Analytical Services, LLC.

Pace Analytical Services, LLC
9800 Kincey Ave. Suite 100
Huntersville, NC 28078
(704)875-9092

CERTIFICATIONS

Project: 2020-L1-2448 Incident
Pace Project No.: 92497410

Pace Analytical Services National

12065 Lebanon Road, Mt. Juliet, TN 37122
Alabama Certification #: 40660
Alaska Certification 17-026
Arizona Certification #: AZ0612
Arkansas Certification #: 88-0469
California Certification #: 2932
Canada Certification #: 1461.01
Colorado Certification #: TN00003
Connecticut Certification #: PH-0197
DOD Certification: #1461.01
EPA# TN00003
Florida Certification #: E87487
Georgia DW Certification #: 923
Georgia Certification: NELAP
Idaho Certification #: TN00003
Illinois Certification #: 200008
Indiana Certification #: C-TN-01
Iowa Certification #: 364
Kansas Certification #: E-10277
Kentucky UST Certification #: 16
Kentucky Certification #: 90010
Louisiana Certification #: AI30792
Louisiana DW Certification #: LA180010
Maine Certification #: TN0002
Maryland Certification #: 324
Massachusetts Certification #: M-TN003
Michigan Certification #: 9958
Minnesota Certification #: 047-999-395
Mississippi Certification #: TN00003
Missouri Certification #: 340
Montana Certification #: CERT0086
Nebraska Certification #: NE-OS-15-05
Nevada Certification #: TN-03-2002-34
New Hampshire Certification #: 2975
New Jersey Certification #: TN002
New Mexico DW Certification
New York Certification #: 11742
North Carolina Aquatic Toxicity Certification #: 41
North Carolina Drinking Water Certification #: 21704
North Carolina Environmental Certificate #: 375
North Dakota Certification #: R-140
Ohio VAP Certification #: CL0069
Oklahoma Certification #: 9915
Oregon Certification #: TN200002
Pennsylvania Certification #: 68-02979
Rhode Island Certification #: LAO00356
South Carolina Certification #: 84004
South Dakota Certification
Tennessee DW/Chem/Micro Certification #: 2006
Texas Certification #: T 104704245-17-14
Texas Mold Certification #: LAB0152
USDA Soil Permit #: P330-15-00234
Utah Certification #: TN00003
Vermont Dept. of Health: ID# VT-2006
Virginia Certification #: VT2006
Virginia Certification #: 460132
Washington Certification #: C847
West Virginia Certification #: 233
Wisconsin Certification #: 9980939910
Wyoming UST Certification #: via A2LA 2926.01
A2LA-ISO 17025 Certification #: 1461.01
A2LA-ISO 17025 Certification #: 1461.02
AIHA-LAP/LLC EMLAP Certification #:100789

Pace Analytical Services Charlotte

9800 Kincey Ave. Ste 100, Huntersville, NC 28078
Louisiana/NELAP Certification # LA170028
North Carolina Drinking Water Certification #: 37706
North Carolina Field Services Certification #: 5342
North Carolina Wastewater Certification #: 12
South Carolina Certification #: 99006001
Florida/NELAP Certification #: E87627
Kentucky UST Certification #: 84
Virginia/VELAP Certification #: 460221

Pace Analytical Services Asheville

2225 Riverside Drive, Asheville, NC 28804
Florida/NELAP Certification #: E87648
Massachusetts Certification #: M-NC030
North Carolina Drinking Water Certification #: 37712
North Carolina Wastewater Certification #: 40
South Carolina Certification #: 99030001
Virginia/VELAP Certification #: 460222

REPORT OF LABORATORY ANALYSIS

This report shall not be reproduced, except in full,
without the written consent of Pace Analytical Services, LLC.

Pace Analytical Services, LLC
9800 Kincey Ave. Suite 100
Huntersville, NC 28078
(704)875-9092

SAMPLE ANALYTE COUNT

Project: 2020-L1-2448 Incident
Pace Project No.: 92497410

Lab ID	Sample ID	Method	Analysts	Analytes Reported	Laboratory
92497410001	**13945_AC_RD 20200924**	MADEP VPH	DWR	6	PAN
		EPA 6010D	DS	1	PASI-A
		SM 6200B	CL	63	PASI-C

PAN = Pace National - Mt. Juliet
PASI-A = Pace Analytical Services - Asheville
PASI-C = Pace Analytical Services - Charlotte

This report shall not be reproduced, except in full,
without the written consent of Pace Analytical Services, LLC.

Pace Analytical Services, LLC
9800 Kincey Ave. Suite 100
Huntersville, NC 28078
(704)875-9092

ANALYTICAL RESULTS

Project: 2020-L1-2448 Incident
Pace Project No.: 92497410

Sample: 13945_AC_RD 20200924 **Lab ID: 92497410001** Collected: 09/24/20 11:40 Received: 09/25/20 12:10 Matrix: Water

Parameters	Results	Units	Report Limit	DF	Prepared	Analyzed	CAS No.	Qual
MADEPV	Analytical Method: MADEP VPH Preparation Method: MADEPV Pace National - Mt. Juliet							
Aliphatic (C05-C08)	ND	ug/L	100	1	09/27/20 10:08	09/27/20 10:08		
Aliphatic (C09-C12)	ND	ug/L	100	1	09/27/20 10:08	09/27/20 10:08		
Aromatic (C09-C10),Unadjusted	ND	ug/L	100	1	09/27/20 10:08	09/27/20 10:08	TPHC9C10A	
Total VPH	ND	ug/L	100	1	09/27/20 10:08	09/27/20 10:08	VPH	
Surrogates								
2,5-Dibromotoluene (FID)	93.4	%	70.0-130	1	09/27/20 10:08	09/27/20 10:08	615-59-8FID	
2,5-Dibromotoluene (PID)	84.6	%	70.0-130	1	09/27/20 10:08	09/27/20 10:08	615-59-8PID	
6010 MET ICP	Analytical Method: EPA 6010D Preparation Method: EPA 3010A Pace Analytical Services - Asheville							
Lead	ND	ug/L	5.0	1	09/26/20 00:58	09/27/20 16:22	7439-92-1	
6200B MSV	Analytical Method: SM 6200B Pace Analytical Services - Charlotte							
Benzene	ND	ug/L	0.50	1		09/26/20 13:27	71-43-2	
Bromobenzene	ND	ug/L	0.50	1		09/26/20 13:27	108-86-1	
Bromochloromethane	ND	ug/L	0.50	1		09/26/20 13:27	74-97-5	
Bromodichloromethane	ND	ug/L	0.50	1		09/26/20 13:27	75-27-4	
Bromoform	ND	ug/L	0.50	1		09/26/20 13:27	75-25-2	
Bromomethane	ND	ug/L	5.0	1		09/26/20 13:27	74-83-9	
n-Butylbenzene	ND	ug/L	0.50	1		09/26/20 13:27	104-51-8	
sec-Butylbenzene	ND	ug/L	0.50	1		09/26/20 13:27	135-98-8	
tert-Butylbenzene	ND	ug/L	0.50	1		09/26/20 13:27	98-06-6	
Carbon tetrachloride	ND	ug/L	0.50	1		09/26/20 13:27	56-23-5	
Chlorobenzene	ND	ug/L	0.50	1		09/26/20 13:27	108-90-7	
Chloroethane	ND	ug/L	1.0	1		09/26/20 13:27	75-00-3	
Chloroform	ND	ug/L	0.50	1		09/26/20 13:27	67-66-3	
Chloromethane	ND	ug/L	1.0	1		09/26/20 13:27	74-87-3	
2-Chlorotoluene	ND	ug/L	0.50	1		09/26/20 13:27	95-49-8	
4-Chlorotoluene	ND	ug/L	0.50	1		09/26/20 13:27	106-43-4	
1,2-Dibromo-3-chloropropane	ND	ug/L	1.0	1		09/26/20 13:27	96-12-8	
Dibromochloromethane	ND	ug/L	0.50	1		09/26/20 13:27	124-48-1	
1,2-Dibromoethane (EDB)	ND	ug/L	0.50	1		09/26/20 13:27	106-93-4	
Dibromomethane	ND	ug/L	0.50	1		09/26/20 13:27	74-95-3	
1,2-Dichlorobenzene	ND	ug/L	0.50	1		09/26/20 13:27	95-50-1	
1,3-Dichlorobenzene	ND	ug/L	0.50	1		09/26/20 13:27	541-73-1	
1,4-Dichlorobenzene	ND	ug/L	0.50	1		09/26/20 13:27	106-46-7	
Dichlorodifluoromethane	ND	ug/L	0.50	1		09/26/20 13:27	75-71-8	
1,1-Dichloroethane	ND	ug/L	0.50	1		09/26/20 13:27	75-34-3	
1,2-Dichloroethane	ND	ug/L	0.50	1		09/26/20 13:27	107-06-2	
1,1-Dichloroethene	ND	ug/L	0.50	1		09/26/20 13:27	75-35-4	
cis-1,2-Dichloroethene	ND	ug/L	0.50	1		09/26/20 13:27	156-59-2	
trans-1,2-Dichloroethene	ND	ug/L	0.50	1		09/26/20 13:27	156-60-5	
1,2-Dichloropropane	ND	ug/L	0.50	1		09/26/20 13:27	78-87-5	
1,3-Dichloropropane	ND	ug/L	0.50	1		09/26/20 13:27	142-28-9	
2,2-Dichloropropane	ND	ug/L	0.50	1		09/26/20 13:27	594-20-7	

REPORT OF LABORATORY ANALYSIS

This report shall not be reproduced, except in full,
without the written consent of Pace Analytical Services, LLC.

Pace Analytical Services, LLC
9800 Kincey Ave. Suite 100
Huntersville, NC 28078
(704)875-9092

ANALYTICAL RESULTS

Project: 2020-L1-2448 Incident
Pace Project No.: 92497410

Sample: 13945_AC_RD 20200924 **Lab ID: 92497410001** Collected: 09/24/20 11:40 Received: 09/25/20 12:10 Matrix: Water

Parameters	Results	Units	Report Limit	DF	Prepared	Analyzed	CAS No.	Qual
6200B MSV	Analytical Method: SM 6200B Pace Analytical Services - Charlotte							
1,1-Dichloropropene	ND	ug/L	0.50	1		09/26/20 13:27	563-58-6	
cis-1,3-Dichloropropene	ND	ug/L	0.50	1		09/26/20 13:27	10061-01-5	
trans-1,3-Dichloropropene	ND	ug/L	0.50	1		09/26/20 13:27	10061-02-6	
Diisopropyl ether	ND	ug/L	0.50	1		09/26/20 13:27	108-20-3	
Ethylbenzene	ND	ug/L	0.50	1		09/26/20 13:27	100-41-4	
Hexachloro-1,3-butadiene	ND	ug/L	2.0	1		09/26/20 13:27	87-68-3	
Isopropylbenzene (Cumene)	ND	ug/L	0.50	1		09/26/20 13:27	98-82-8	
Methylene Chloride	ND	ug/L	2.0	1		09/26/20 13:27	75-09-2	
Methyl-tert-butyl ether	ND	ug/L	0.50	1		09/26/20 13:27	1634-04-4	
Naphthalene	ND	ug/L	2.0	1		09/26/20 13:27	91-20-3	
n-Propylbenzene	ND	ug/L	0.50	1		09/26/20 13:27	103-65-1	
Styrene	ND	ug/L	0.50	1		09/26/20 13:27	100-42-5	
1,1,1,2-Tetrachloroethane	ND	ug/L	0.50	1		09/26/20 13:27	630-20-6	
1,1,2,2-Tetrachloroethane	ND	ug/L	0.50	1		09/26/20 13:27	79-34-5	
Tetrachloroethene	ND	ug/L	0.50	1		09/26/20 13:27	127-18-4	
Toluene	ND	ug/L	0.50	1		09/26/20 13:27	108-88-3	
1,2,3-Trichlorobenzene	ND	ug/L	2.0	1		09/26/20 13:27	87-61-6	
1,2,4-Trichlorobenzene	ND	ug/L	2.0	1		09/26/20 13:27	120-82-1	
1,1,1-Trichloroethane	ND	ug/L	0.50	1		09/26/20 13:27	71-55-6	
1,1,2-Trichloroethane	ND	ug/L	0.50	1		09/26/20 13:27	79-00-5	
Trichloroethene	ND	ug/L	0.50	1		09/26/20 13:27	79-01-6	
Trichlorofluoromethane	ND	ug/L	1.0	1		09/26/20 13:27	75-69-4	
1,2,3-Trichloropropane	ND	ug/L	0.50	1		09/26/20 13:27	96-18-4	
1,2,4-Trimethylbenzene	ND	ug/L	0.50	1		09/26/20 13:27	95-63-6	
1,3,5-Trimethylbenzene	ND	ug/L	0.50	1		09/26/20 13:27	108-67-8	
Vinyl chloride	ND	ug/L	1.0	1		09/26/20 13:27	75-01-4	
m&p-Xylene	ND	ug/L	1.0	1		09/26/20 13:27	179601-23-1	
o-Xylene	ND	ug/L	0.50	1		09/26/20 13:27	95-47-6	
Surrogates								
1,2-Dichloroethane-d4 (S)	105	%	70-130	1		09/26/20 13:27	17060-07-0	
4-Bromofluorobenzene (S)	104	%	70-130	1		09/26/20 13:27	460-00-4	
Toluene-d8 (S)	108	%	70-130	1		09/26/20 13:27	2037-26-5	

REPORT OF LABORATORY ANALYSIS

This report shall not be reproduced, except in full,
without the written consent of Pace Analytical Services, LLC.

Pace Analytical Services, LLC
9800 Kincey Ave. Suite 100
Huntersville, NC 28078
(704)875-9092

QUALITY CONTROL DATA

Project: 2020-L1-2448 Incident
Pace Project No.: 92497410

QC Batch: 1549893
QC Batch Method: MADEPV
Analysis Method: MADEP VPH
Analysis Description: MADEPV
Laboratory: Pace National - Mt. Juliet
Associated Lab Samples: 92497410001

METHOD BLANK: R3575310-2 Matrix: Water
Associated Lab Samples: 92497410001

Parameter	Units	Blank Result	Reporting Limit	Analyzed	Qualifiers
Aliphatic (C05-C08)	ug/L	ND	100	09/26/20 21:19	
Aliphatic (C09-C12)	ug/L	ND	100	09/26/20 21:19	
Aromatic (C09-C10),Unadjusted	ug/L	ND	100	09/26/20 21:19	
Total VPH	ug/L	ND	100	09/26/20 21:19	
2,5-Dibromotoluene (FID)	%	157	70.0-130	09/26/20 21:19	ST
2,5-Dibromotoluene (PID)	%	157	70.0-130	09/26/20 21:19	ST

METHOD BLANK: R3575310-4 Matrix: Water
Associated Lab Samples: 92497410001

Parameter	Units	Blank Result	Reporting Limit	Analyzed	Qualifiers
Aliphatic (C05-C08)	ug/L	ND	100	09/27/20 02:22	
Aliphatic (C09-C12)	ug/L	ND	100	09/27/20 02:22	
Aromatic (C09-C10),Unadjusted	ug/L	ND	100	09/27/20 02:22	
Total VPH	ug/L	ND	100	09/27/20 02:22	
2,5-Dibromotoluene (FID)	%	89.4	70.0-130	09/27/20 02:22	
2,5-Dibromotoluene (PID)	%	77.9	70.0-130	09/27/20 02:22	

LABORATORY CONTROL SAMPLE & LCSD: R3575310-1 R3575310-3

Parameter	Units	Spike Conc.	LCS Result	LCSD Result	LCS % Rec	LCSD % Rec	% Rec Limits	RPD	Max RPD	Qualifiers
Aliphatic (C05-C08)	ug/L	1200	1110	1150	92.5	95.8	70.0-130	3.54	25	
Aliphatic (C09-C12)	ug/L	1400	1380	1630	98.6	116	70.0-130	16.6	25	
Aromatic (C09-C10),Unadjusted	ug/L	200	230	256	115	128	70.0-130	10.7	25	
Total VPH	ug/L	2800	2720	3040	97.1	109	70.0-130	11.1	25	
2,5-Dibromotoluene (FID)	%				100	97.5	70.0-130			
2,5-Dibromotoluene (PID)	%				101	85.4	70.0-130			

Results presented on this page are in the units indicated by the "Units" column except where an alternate unit is presented to the right of the result.

REPORT OF LABORATORY ANALYSIS

This report shall not be reproduced, except in full,
without the written consent of Pace Analytical Services, LLC.

Pace Analytical Services, LLC
9800 Kincey Ave. Suite 100
Huntersville, NC 28078
(704)875-9092

QUALITY CONTROL DATA

Project: 2020-L1-2448 Incident
Pace Project No.: 92497410

QC Batch: 569158
QC Batch Method: EPA 3010A
Analysis Method: EPA 6010D
Analysis Description: 6010 MET
Laboratory: Pace Analytical Services - Asheville
Associated Lab Samples: 92497410001

METHOD BLANK: 3015787 Matrix: Water
Associated Lab Samples: 92497410001

Parameter	Units	Blank Result	Reporting Limit	Analyzed	Qualifiers
Lead	ug/L	ND	5.0	09/27/20 15:44	

LABORATORY CONTROL SAMPLE: 3015788

Parameter	Units	Spike Conc.	LCS Result	LCS % Rec	% Rec Limits	Qualifiers
Lead	ug/L	500	482	96	80-120	

MATRIX SPIKE & MATRIX SPIKE DUPLICATE: 3015789 3015790

Parameter	Units	92497401001 Result	MS Spike Conc.	MSD Spike Conc.	MS Result	MSD Result	MS % Rec	MSD % Rec	% Rec Limits	RPD	Qual
Lead	ug/L	ND	500	500	518	520	103	103	75-125	0	

Results presented on this page are in the units indicated by the "Units" column except where an alternate unit is presented to the right of the result.

REPORT OF LABORATORY ANALYSIS

This report shall not be reproduced, except in full,
without the written consent of Pace Analytical Services, LLC.

Pace Analytical Services, LLC
9800 Kincey Ave. Suite 100
Huntersville, NC 28078
(704)875-9092

QUALITY CONTROL DATA

Project: 2020-L1-2448 Incident
Pace Project No.: 92497410

QC Batch: 569140
QC Batch Method: SM 6200B
Analysis Method: SM 6200B
Analysis Description: 6200B MSV
Laboratory: Pace Analytical Services - Charlotte

Associated Lab Samples: 92497410001

METHOD BLANK: 3015732 Matrix: Water
Associated Lab Samples: 92497410001

Parameter	Units	Blank Result	Reporting Limit	Analyzed	Qualifiers
1,1,1,2-Tetrachloroethane	ug/L	ND	0.50	09/26/20 04:42	
1,1,1-Trichloroethane	ug/L	ND	0.50	09/26/20 04:42	
1,1,2,2-Tetrachloroethane	ug/L	ND	0.50	09/26/20 04:42	
1,1,2-Trichloroethane	ug/L	ND	0.50	09/26/20 04:42	
1,1-Dichloroethane	ug/L	ND	0.50	09/26/20 04:42	
1,1-Dichloroethene	ug/L	ND	0.50	09/26/20 04:42	
1,1-Dichloropropene	ug/L	ND	0.50	09/26/20 04:42	
1,2,3-Trichlorobenzene	ug/L	ND	2.0	09/26/20 04:42	
1,2,3-Trichloropropane	ug/L	ND	0.50	09/26/20 04:42	
1,2,4-Trichlorobenzene	ug/L	ND	2.0	09/26/20 04:42	
1,2,4-Trimethylbenzene	ug/L	ND	0.50	09/26/20 04:42	
1,2-Dibromo-3-chloropropane	ug/L	ND	1.0	09/26/20 04:42	
1,2-Dibromoethane (EDB)	ug/L	ND	0.50	09/26/20 04:42	
1,2-Dichlorobenzene	ug/L	ND	0.50	09/26/20 04:42	
1,2-Dichloroethane	ug/L	ND	0.50	09/26/20 04:42	
1,2-Dichloropropane	ug/L	ND	0.50	09/26/20 04:42	
1,3,5-Trimethylbenzene	ug/L	ND	0.50	09/26/20 04:42	
1,3-Dichlorobenzene	ug/L	ND	0.50	09/26/20 04:42	
1,3-Dichloropropane	ug/L	ND	0.50	09/26/20 04:42	
1,4-Dichlorobenzene	ug/L	ND	0.50	09/26/20 04:42	
2,2-Dichloropropane	ug/L	ND	0.50	09/26/20 04:42	
2-Chlorotoluene	ug/L	ND	0.50	09/26/20 04:42	
4-Chlorotoluene	ug/L	ND	0.50	09/26/20 04:42	
Benzene	ug/L	ND	0.50	09/26/20 04:42	
Bromobenzene	ug/L	ND	0.50	09/26/20 04:42	
Bromochloromethane	ug/L	ND	0.50	09/26/20 04:42	
Bromodichloromethane	ug/L	ND	0.50	09/26/20 04:42	
Bromoform	ug/L	ND	0.50	09/26/20 04:42	
Bromomethane	ug/L	ND	5.0	09/26/20 04:42	
Carbon tetrachloride	ug/L	ND	0.50	09/26/20 04:42	
Chlorobenzene	ug/L	ND	0.50	09/26/20 04:42	
Chloroethane	ug/L	ND	1.0	09/26/20 04:42	
Chloroform	ug/L	ND	0.50	09/26/20 04:42	
Chloromethane	ug/L	ND	1.0	09/26/20 04:42	
cis-1,2-Dichloroethene	ug/L	ND	0.50	09/26/20 04:42	
cis-1,3-Dichloropropene	ug/L	ND	0.50	09/26/20 04:42	
Dibromochloromethane	ug/L	ND	0.50	09/26/20 04:42	
Dibromomethane	ug/L	ND	0.50	09/26/20 04:42	
Dichlorodifluoromethane	ug/L	ND	0.50	09/26/20 04:42	
Diisopropyl ether	ug/L	ND	0.50	09/26/20 04:42	

Results presented on this page are in the units indicated by the "Units" column except where an alternate unit is presented to the right of the result.

REPORT OF LABORATORY ANALYSIS

This report shall not be reproduced, except in full,
without the written consent of Pace Analytical Services, LLC.

Pace Analytical Services, LLC
9800 Kincey Ave. Suite 100
Huntersville, NC 28078
(704)875-9092

QUALITY CONTROL DATA

Project: 2020-L1-2448 Incident
Pace Project No.: 92497410

METHOD BLANK: 3015732 Matrix: Water
Associated Lab Samples: 92497410001

Parameter	Units	Blank Result	Reporting Limit	Analyzed	Qualifiers
Ethylbenzene	ug/L	ND	0.50	09/26/20 04:42	
Hexachloro-1,3-butadiene	ug/L	ND	2.0	09/26/20 04:42	
Isopropylbenzene (Cumene)	ug/L	ND	0.50	09/26/20 04:42	
m&p-Xylene	ug/L	ND	1.0	09/26/20 04:42	
Methyl-tert-butyl ether	ug/L	ND	0.50	09/26/20 04:42	
Methylene Chloride	ug/L	ND	2.0	09/26/20 04:42	
n-Butylbenzene	ug/L	ND	0.50	09/26/20 04:42	
n-Propylbenzene	ug/L	ND	0.50	09/26/20 04:42	
Naphthalene	ug/L	ND	2.0	09/26/20 04:42	
o-Xylene	ug/L	ND	0.50	09/26/20 04:42	
sec-Butylbenzene	ug/L	ND	0.50	09/26/20 04:42	
Styrene	ug/L	ND	0.50	09/26/20 04:42	
tert-Butylbenzene	ug/L	ND	0.50	09/26/20 04:42	
Tetrachloroethene	ug/L	ND	0.50	09/26/20 04:42	
Toluene	ug/L	ND	0.50	09/26/20 04:42	
trans-1,2-Dichloroethene	ug/L	ND	0.50	09/26/20 04:42	
trans-1,3-Dichloropropene	ug/L	ND	0.50	09/26/20 04:42	
Trichloroethene	ug/L	ND	0.50	09/26/20 04:42	
Trichlorofluoromethane	ug/L	ND	1.0	09/26/20 04:42	
Vinyl chloride	ug/L	ND	1.0	09/26/20 04:42	
1,2-Dichloroethane-d4 (S)	%	103	70-130	09/26/20 04:42	
4-Bromofluorobenzene (S)	%	104	70-130	09/26/20 04:42	
Toluene-d8 (S)	%	108	70-130	09/26/20 04:42	

LABORATORY CONTROL SAMPLE: 3015733

Parameter	Units	Spike Conc.	LCS Result	LCS % Rec	% Rec Limits	Qualifiers
1,1,1,2-Tetrachloroethane	ug/L	50	47.2	94	60-140	
1,1,1-Trichloroethane	ug/L	50	52.4	105	60-140	
1,1,2,2-Tetrachloroethane	ug/L	50	50.2	100	60-140	
1,1,2-Trichloroethane	ug/L	50	47.7	95	60-140	
1,1-Dichloroethane	ug/L	50	53.3	107	60-140	
1,1-Dichloroethene	ug/L	50	59.0	118	60-140	
1,1-Dichloropropene	ug/L	50	48.3	97	60-140	
1,2,3-Trichlorobenzene	ug/L	50	49.5	99	60-140	
1,2,3-Trichloropropane	ug/L	50	50.9	102	60-140	
1,2,4-Trichlorobenzene	ug/L	50	48.6	97	60-140	
1,2,4-Trimethylbenzene	ug/L	50	53.5	107	60-140	
1,2-Dibromo-3-chloropropane	ug/L	50	56.2	112	60-140	
1,2-Dibromoethane (EDB)	ug/L	50	55.5	111	60-140	
1,2-Dichlorobenzene	ug/L	50	51.4	103	60-140	
1,2-Dichloroethane	ug/L	50	54.0	108	60-140	
1,2-Dichloropropane	ug/L	50	48.1	96	60-140	
1,3,5-Trimethylbenzene	ug/L	50	54.0	108	60-140	

Results presented on this page are in the units indicated by the "Units" column except where an alternate unit is presented to the right of the result.

REPORT OF LABORATORY ANALYSIS

This report shall not be reproduced, except in full,
without the written consent of Pace Analytical Services, LLC.

Pace Analytical Services, LLC
9800 Kincey Ave. Suite 100
Huntersville, NC 28078
(704)875-9092

QUALITY CONTROL DATA

Project: 2020-L1-2448 Incident
Pace Project No.: 92497410

LABORATORY CONTROL SAMPLE: 3015733

Parameter	Units	Spike Conc.	LCS Result	LCS % Rec	% Rec Limits	Qualifiers
1,3-Dichlorobenzene	ug/L	50	50.0	100	60-140	
1,3-Dichloropropane	ug/L	50	56.8	114	60-140	
1,4-Dichlorobenzene	ug/L	50	50.1	100	60-140	
2,2-Dichloropropane	ug/L	50	49.1	98	60-140	
2-Chlorotoluene	ug/L	50	51.5	103	60-140	
4-Chlorotoluene	ug/L	50	50.3	101	60-140	
Benzene	ug/L	50	51.7	103	60-140	
Bromobenzene	ug/L	50	50.0	100	60-140	
Bromochloromethane	ug/L	50	51.3	103	60-140	
Bromodichloromethane	ug/L	50	46.6	93	60-140	
Bromoform	ug/L	50	55.2	110	60-140	
Bromomethane	ug/L	50	47.9	96	60-140	
Carbon tetrachloride	ug/L	50	53.7	107	60-140	
Chlorobenzene	ug/L	50	49.6	99	60-140	
Chloroethane	ug/L	50	52.7	105	60-140	
Chloroform	ug/L	50	55.6	111	60-140	
Chloromethane	ug/L	50	41.2	82	60-140	
cis-1,2-Dichloroethene	ug/L	50	52.9	106	60-140	
cis-1,3-Dichloropropene	ug/L	50	49.5	99	60-140	
Dibromochloromethane	ug/L	50	48.4	97	60-140	
Dibromomethane	ug/L	50	50.5	101	60-140	
Dichlorodifluoromethane	ug/L	50	43.8	88	60-140	
Diisopropyl ether	ug/L	50	52.3	105	60-140	
Ethylbenzene	ug/L	50	50.8	102	60-140	
Hexachloro-1,3-butadiene	ug/L	50	48.7	97	60-140	
Isopropylbenzene (Cumene)	ug/L	50	50.4	101	60-140	
m&p-Xylene	ug/L	100	99.0	99	60-140	
Methyl-tert-butyl ether	ug/L	50	44.1	88	60-140	
Methylene Chloride	ug/L	50	47.0	94	60-140	
n-Butylbenzene	ug/L	50	51.6	103	60-140	
n-Propylbenzene	ug/L	50	49.9	100	60-140	
Naphthalene	ug/L	50	49.4	99	60-140	
o-Xylene	ug/L	50	48.4	97	60-140	
sec-Butylbenzene	ug/L	50	50.8	102	60-140	
Styrene	ug/L	50	52.8	106	60-140	
tert-Butylbenzene	ug/L	50	45.1	90	60-140	
Tetrachloroethene	ug/L	50	53.3	107	60-140	
Toluene	ug/L	50	46.9	94	60-140	
trans-1,2-Dichloroethene	ug/L	50	56.5	113	60-140	
trans-1,3-Dichloropropene	ug/L	50	48.4	97	60-140	
Trichloroethene	ug/L	50	49.3	99	60-140	
Trichlorofluoromethane	ug/L	50	48.8	98	60-140	
Vinyl chloride	ug/L	50	43.9	88	60-140	
1,2-Dichloroethane-d4 (S)	%			112	70-130	
4-Bromofluorobenzene (S)	%			100	70-130	
Toluene-d8 (S)	%			96	70-130	

Results presented on this page are in the units indicated by the "Units" column except where an alternate unit is presented to the right of the result.

REPORT OF LABORATORY ANALYSIS

This report shall not be reproduced, except in full,
without the written consent of Pace Analytical Services, LLC.

Pace Analytical Services, LLC
9800 Kincey Ave. Suite 100
Huntersville, NC 28078
(704)875-9092

QUALITY CONTROL DATA

Project: 2020-L1-2448 Incident
Pace Project No.: 92497410

MATRIX SPIKE & MATRIX SPIKE DUPLICATE: 3015734 3015735

Parameter	Units	92497414001 Result	MS Spike Conc.	MSD Spike Conc.	MS Result	MSD Result	MS % Rec	MSD % Rec	% Rec Limits	RPD	Qual
1,1,1,2-Tetrachloroethane	ug/L	ND	20	20	18.4	18.1	92	91	60-140	1	
1,1,1-Trichloroethane	ug/L	ND	20	20	23.8	23.8	119	119	60-140	0	
1,1,2,2-Tetrachloroethane	ug/L	ND	20	20	18.7	18.6	94	93	60-140	1	
1,1,2-Trichloroethane	ug/L	ND	20	20	20.4	20.1	102	101	60-140	1	
1,1-Dichloroethane	ug/L	ND	20	20	21.2	22.3	106	111	60-140	5	
1,1-Dichloroethene	ug/L	ND	20	20	21.9	22.5	110	112	60-140	2	
1,1-Dichloropropene	ug/L	ND	20	20	21.2	20.8	106	104	60-140	2	
1,2,3-Trichlorobenzene	ug/L	ND	20	20	19.6	19.2	98	96	60-140	2	
1,2,3-Trichloropropane	ug/L	ND	20	20	19.7	20.1	99	100	60-140	2	
1,2,4-Trichlorobenzene	ug/L	ND	20	20	18.5	18.7	93	94	60-140	1	
1,2,4-Trimethylbenzene	ug/L	ND	20	20	19.4	19.3	97	96	60-140	1	
1,2-Dibromo-3-chloropropane	ug/L	ND	20	20	19.3	19.1	96	96	60-140	1	
1,2-Dibromoethane (EDB)	ug/L	ND	20	20	22.6	22.7	113	113	60-140	0	
1,2-Dichlorobenzene	ug/L	ND	20	20	19.8	20.1	99	100	60-140	1	
1,2-Dichloroethane	ug/L	ND	20	20	20.2	20.4	101	102	60-140	1	
1,2-Dichloropropane	ug/L	ND	20	20	22.0	21.3	110	107	60-140	3	
1,3,5-Trimethylbenzene	ug/L	ND	20	20	19.4	19.3	97	97	60-140	0	
1,3-Dichlorobenzene	ug/L	ND	20	20	19.9	19.7	99	98	60-140	1	
1,3-Dichloropropane	ug/L	ND	20	20	20.9	20.6	105	103	60-140	1	
1,4-Dichlorobenzene	ug/L	ND	20	20	20.1	20.3	100	101	60-140	1	
2,2-Dichloropropane	ug/L	ND	20	20	18.9	19.6	94	98	60-140	4	
2-Chlorotoluene	ug/L	ND	20	20	19.8	19.4	99	97	60-140	2	
4-Chlorotoluene	ug/L	ND	20	20	19.5	19.2	97	96	60-140	2	
Benzene	ug/L	ND	20	20	21.5	21.0	107	105	60-140	2	
Bromobenzene	ug/L	ND	20	20	19.2	19.6	96	98	60-140	2	
Bromochloromethane	ug/L	ND	20	20	23.7	25.7	118	128	60-140	8	
Bromodichloromethane	ug/L	ND	20	20	22.4	21.9	112	109	60-140	3	
Bromoform	ug/L	ND	20	20	19.5	19.3	98	97	60-140	1	
Bromomethane	ug/L	ND	20	20	21.6	22.4	108	112	60-140	4	
Carbon tetrachloride	ug/L	ND	20	20	23.9	23.6	119	118	60-140	1	
Chlorobenzene	ug/L	ND	20	20	20.8	20.2	104	101	60-140	3	
Chloroethane	ug/L	ND	20	20	20.8	20.1	104	101	60-140	3	
Chloroform	ug/L	ND	20	20	24.7	24.3	124	121	60-140	2	
Chloromethane	ug/L	ND	20	20	12.4	12.7	62	63	60-140	2	
cis-1,2-Dichloroethene	ug/L	ND	20	20	21.0	21.5	105	107	60-140	2	
cis-1,3-Dichloropropene	ug/L	ND	20	20	19.7	19.6	99	98	60-140	1	
Dibromochloromethane	ug/L	ND	20	20	19.6	19.1	98	95	60-140	3	
Dibromomethane	ug/L	ND	20	20	24.3	23.4	122	117	60-140	4	
Dichlorodifluoromethane	ug/L	ND	20	20	22.6	22.8	113	114	60-140	1	
Diisopropyl ether	ug/L	ND	20	20	15.7	15.7	78	78	60-140	0	
Ethylbenzene	ug/L	ND	20	20	21.1	20.6	106	103	60-140	3	
Hexachloro-1,3-butadiene	ug/L	ND	20	20	21.8	21.2	109	106	60-140	3	
Isopropylbenzene (Cumene)	ug/L	ND	20	20	21.1	21.0	106	105	60-140	1	
m&p-Xylene	ug/L	ND	40	40	42.3	41.0	106	103	60-140	3	
Methyl-tert-butyl ether	ug/L	ND	20	20	22.7	23.1	114	115	60-140	2	
Methylene Chloride	ug/L	ND	20	20	15.9	15.2	80	76	60-140	4	

Results presented on this page are in the units indicated by the "Units" column except where an alternate unit is presented to the right of the result.

REPORT OF LABORATORY ANALYSIS

This report shall not be reproduced, except in full,
without the written consent of Pace Analytical Services, LLC.

Pace Analytical Services, LLC
9800 Kincey Ave. Suite 100
Huntersville, NC 28078
(704)875-9092

QUALITY CONTROL DATA

Project: 2020-L1-2448 Incident
Pace Project No.: 92497410

MATRIX SPIKE & MATRIX SPIKE DUPLICATE: 3015734 3015735

Parameter	Units	92497414001 Result	MS Spike Conc.	MSD Spike Conc.	MS Result	MSD Result	MS % Rec	MSD % Rec	% Rec Limits	RPD	Qual
n-Butylbenzene	ug/L	ND	20	20	18.0	17.3	90	87	60-140	4	
n-Propylbenzene	ug/L	ND	20	20	19.2	19.1	96	96	60-140	0	
Naphthalene	ug/L	ND	20	20	19.1	18.3	96	92	60-140	4	
o-Xylene	ug/L	ND	20	20	20.5	20.1	103	100	60-140	2	
sec-Butylbenzene	ug/L	ND	20	20	19.0	18.9	95	94	60-140	1	
Styrene	ug/L	ND	20	20	21.5	20.4	108	102	60-140	5	
tert-Butylbenzene	ug/L	ND	20	20	18.3	18.3	92	92	60-140	0	
Tetrachloroethene	ug/L	ND	20	20	21.8	20.7	109	104	60-140	5	
Toluene	ug/L	ND	20	20	21.6	21.0	108	105	60-140	3	
trans-1,2-Dichloroethene	ug/L	ND	20	20	21.7	20.8	108	104	60-140	4	
trans-1,3-Dichloropropene	ug/L	ND	20	20	20.3	19.6	101	98	60-140	3	
Trichloroethene	ug/L	ND	20	20	24.4	24.9	122	125	60-140	2	
Trichlorofluoromethane	ug/L	ND	20	20	24.5	24.9	122	125	60-140	2	
Vinyl chloride	ug/L	ND	20	20	18.5	18.5	93	92	60-140	0	
1,2-Dichloroethane-d4 (S)	%						97	98	70-130		
4-Bromofluorobenzene (S)	%						103	100	70-130		
Toluene-d8 (S)	%						98	98	70-130		

Results presented on this page are in the units indicated by the "Units" column except where an alternate unit is presented to the right of the result.

REPORT OF LABORATORY ANALYSIS

This report shall not be reproduced, except in full,
without the written consent of Pace Analytical Services, LLC.

Pace Analytical Services, LLC
9800 Kincey Ave. Suite 100
Huntersville, NC 28078
(704)875-9092

QUALIFIERS

Project: 2020-L1-2448 Incident
Pace Project No.: 92497410

DEFINITIONS

DF - Dilution Factor, if reported, represents the factor applied to the reported data due to dilution of the sample aliquot.

ND - Not Detected at or above adjusted reporting limit.

TNTC - Too Numerous To Count

J - Estimated concentration above the adjusted method detection limit and below the adjusted reporting limit.

MDL - Adjusted Method Detection Limit.

PQL - Practical Quantitation Limit.

RL - Reporting Limit - The lowest concentration value that meets project requirements for quantitative data with known precision and bias for a specific analyte in a specific matrix.

S - Surrogate

1,2-Diphenylhydrazine decomposes to and cannot be separated from Azobenzene using Method 8270. The result for each analyte is a combined concentration.

Consistent with EPA guidelines, unrounded data are displayed and have been used to calculate % recovery and RPD values.

LCS(D) - Laboratory Control Sample (Duplicate)

MS(D) - Matrix Spike (Duplicate)

DUP - Sample Duplicate

RPD - Relative Percent Difference

NC - Not Calculable.

SG - Silica Gel - Clean-Up

U - Indicates the compound was analyzed for, but not detected.

Acid preservation may not be appropriate for 2 Chloroethylvinyl ether.

A separate vial preserved to a pH of 4-5 is recommended in SW846 Chapter 4 for the analysis of Acrolein and Acrylonitrile by EPA Method 8260.

N-Nitrosodiphenylamine decomposes and cannot be separated from Diphenylamine using Method 8270. The result reported for each analyte is a combined concentration.

Pace Analytical is TNI accredited. Contact your Pace PM for the current list of accredited analytes.

TNI - The NELAC Institute.

ANALYTE QUALIFIERS

ST	Surrogate recovery was above laboratory control limits. Results may be biased high.

This report shall not be reproduced, except in full,
without the written consent of Pace Analytical Services, LLC.

Pace Analytical Services, LLC
9800 Kincey Ave. Suite 100
Huntersville, NC 28078
(704)875-9092

QUALITY CONTROL DATA CROSS REFERENCE TABLE

Project: 2020-L1-2448 Incident
Pace Project No.: 92497410

Lab ID	Sample ID	QC Batch Method	QC Batch	Analytical Method	Analytical Batch
92497410001	**13945_AC_RD 20200924**	MADEPV	1549893	MADEP VPH	1549893
92497410001	**13945_AC_RD 20200924**	EPA 3010A	569158	EPA 6010D	569170
92497410001	**13945_AC_RD 20200924**	SM 6200B	569140		

This report shall not be reproduced, except in full,
without the written consent of Pace Analytical Services, LLC.

CHAIN-OF-CUSTODY Analytical Request Document

Pace Analytical®

Chain-of-Custody is a LEGAL DOCUMENT - Complete all relevent fields

WO# : 92497410

92497410

LAB US... Number or Contai...

Company: Apex Companies	Billing Information:
Address:	
Report To: Andrew Street	Email To: Andrew.Sheet@apexcos.com
Copy To:	Site Collection Info/Address: 13945 Asbury Chapel Rd
Customer Project Name/Number: 2020-LI-2448 Incident	State: NC County/City: Huntersville Time Zone Collected: [ ] PT [ ] MT [ ] CT [ ] ET
Phone: Email:	Site/Facility ID #: Compliance Monitoring? [ ] Yes [ ] No
Collected By (print): Naomi Fretz	Purchase Order #: Quote #: DW PWS ID #: DW Location Code:
Collected By (signature): Naomi Fretz	Turnaround Date Required: ASAP Immediately Packed on Ice: [ ] Yes [ ] No
Sample Disposal: [ ] Dispose as appropriate [ ] Return [ ] Archive: _____ [ ] Hold: _____	Rush: [ ] Same Day [ ] Next Day [ ] 2 Day [ ] 3 Day [ ] 4 Day [ ] 5 Day (Expedite Charges Apply) Field Filtered (if applicable): [ ] Yes [ ] No Analysis: _____

** Preservative Types: (1) nitric acid, (2) sulfuric acid, (3) hydrochloric acid, (4) sodium hydroxide, (5) zinc acetate, (6) methanol, (7) sodium bisulfate, (8) sodium thiosulfate, (9) hexane, (A) ascorbic acid, (B) ammonium sulfate, (C) ammonium hydroxide, (D) TSP, (U) Unpreserved, (O) Other _____

* Matrix Codes (Insert in Matrix box below): Drinking Water (DW), Ground Water (GW), Wastewater (WW), Product (P), Soil/Solid (SL), Oil (OL), Wipe (WP), Air (AR), Tissue (TS), Bioassay (B), Vapor (V), Other (OT)

Customer Sample ID	Matrix *	Comp / Grab	Collected (or Composite Start) Date	Collected (or Composite Start) Time	Composite End Date	Composite End Time	Res Cl	# of Ctns	Analyses: VOCs 6200B	MADEP VPH	Lead	Lab Sample # / Comments
13945-AC-RD-20200924	DW	G	9/24/20	1140				8	X	X	X	92497410 001

Lab Profile/Line:

Lab Sample Receipt Checklist:

Custody Seals Present/Intact	Y N (NA)
Custody Signatures Present	(Y) N NA
Collector Signature Present	(Y) N NA
Bottles Intact	(Y) N NA
Correct Bottles	(Y) N NA
Sufficient Volume	(Y) N NA
Samples Received on Ice	(Y) N NA
VOA - Headspace Acceptable	(Y) N NA
USDA Regulated Soils	Y N (NA)
Samples in Holding Time	(Y) N NA
Residual Chlorine Present	Y N (NA)
Cl Strips: _____	
Sample pH Acceptable	(Y) N NA
pH Strips: _____	
Sulfide Present	Y N (NA)
Lead Acetate Strips: _____	

LAB USE ONLY

Lab Sample # / Comments:

Customer Remarks / Special Conditions / Possible Hazards:

Type of Ice Used: (Wet) Blue Dry None

Packing Material Used:

Radchem sample(s) screened (<500 cpm): Y (N) NA

SHORT HOLDS PRESENT (<72 hours): Y (N) N/A

Lab Tracking #: 2560442

Samples received via: FEDEX UPS Client (Courier) Courier Pace Courier

Lab Sample Temperature Info:

Temp Blank Received: (Y) N NA

Therm ID#: 3210061

Cooler 1 Temp Upon Receipt: 4 oC

Cooler 1 Therm Corr. Factor: 0 oC

Cooler 1 Corrected Temp: 4 oC

Comments:

Relinquished by/Company: (Signature)	Date/Time:	Received by/Company: (Signature)	Date/Time:
Naomi Fretz / Apex	9/25/20 1210	mj/Pace HVL	9-25-20 12:10
Relinquished by/Company: (Signature)	Date/Time:	Received by/Company: (Signature)	Date/Time:
Relinquished by/Company: (Signature)	Date/Time:	Received by/Company: (Signature)	Date/Time:

MTJL LAB USE ONLY

Table #:

Acctnum:

Template:

Prelogin:

PM:

PB:

Trip Blank Received: Y (N) NA

HCL MeOH TSP Other

Non Conformance(s): YES / (NO)

Page: _____ of: _____

Pace Analytical Services, LLC
9800 Kincey Ave. Suite 100
Huntersville, NC 28078
(704)875-9092

September 29, 2020

Andrew Street
Apex Companies - NC
5900 Northwoods Business Pkwy
Suite 5900-0
Charlotte, NC 28269

RE: Project: 2020-L1-2448 Incident
Pace Project No.: 92497411

Dear Andrew Street:

Enclosed are the analytical results for sample(s) received by the laboratory on September 25, 2020. The results relate only to the samples included in this report. Results reported herein conform to the applicable TNI/NELAC Standards and the laboratory's Quality Manual, where applicable, unless otherwise noted in the body of the report.

The test results provided in this final report were generated by each of the following laboratories within the Pace Network:

- Pace National - Mt. Juliet
- Pace Analytical Services - Asheville
- Pace Analytical Services - Charlotte

If you have any questions concerning this report, please feel free to contact me.

Sincerely,

Angela M. Baioni

Angela Baioni
angela.baioni@pacelabs.com
(704)875-9092
Project Manager

Enclosures

cc: J Culbreath, Colonial Pipeline Company
Robert Hughes, Colonial Pipeline
Margaret King, APEX Companies, LLC
Emily Little, Apex Companies
Jeff Morrison, Colonial Pipeline Company
Tom Naumann, APEX Companies - NC
Joe Nicolette, Montrose-EPS
Christopher Schultz, Apex Companies
Alex Testoff, Montrose-EPS
Michael Verdon, Colonial Pipeline Company
JM Wyatt, Colonial Pipeline Company

This report shall not be reproduced, except in full,
without the written consent of Pace Analytical Services, LLC.

Pace Analytical Services, LLC
9800 Kincey Ave. Suite 100
Huntersville, NC 28078
(704)875-9092

CERTIFICATIONS

Project: 2020-L1-2448 Incident
Pace Project No.: 92497411

Pace Analytical Services National

12065 Lebanon Road, Mt. Juliet, TN 37122
Alabama Certification #: 40660
Alaska Certification 17-026
Arizona Certification #: AZ0612
Arkansas Certification #: 88-0469
California Certification #: 2932
Canada Certification #: 1461.01
Colorado Certification #: TN00003
Connecticut Certification #: PH-0197
DOD Certification: #1461.01
EPA# TN00003
Florida Certification #: E87487
Georgia DW Certification #: 923
Georgia Certification: NELAP
Idaho Certification #: TN00003
Illinois Certification #: 200008
Indiana Certification #: C-TN-01
Iowa Certification #: 364
Kansas Certification #: E-10277
Kentucky UST Certification #: 16
Kentucky Certification #: 90010
Louisiana Certification #: AI30792
Louisiana DW Certification #: LA180010
Maine Certification #: TN0002
Maryland Certification #: 324
Massachusetts Certification #: M-TN003
Michigan Certification #: 9958
Minnesota Certification #: 047-999-395
Mississippi Certification #: TN00003
Missouri Certification #: 340
Montana Certification #: CERT0086
Nebraska Certification #: NE-OS-15-05
Nevada Certification #: TN-03-2002-34
New Hampshire Certification #: 2975
New Jersey Certification #: TN002
New Mexico DW Certification
New York Certification #: 11742
North Carolina Aquatic Toxicity Certification #: 41
North Carolina Drinking Water Certification #: 21704
North Carolina Environmental Certificate #: 375
North Dakota Certification #: R-140
Ohio VAP Certification #: CL0069
Oklahoma Certification #: 9915
Oregon Certification #: TN200002
Pennsylvania Certification #: 68-02979
Rhode Island Certification #: LAO00356
South Carolina Certification #: 84004
South Dakota Certification
Tennessee DW/Chem/Micro Certification #: 2006
Texas Certification #: T 104704245-17-14
Texas Mold Certification #: LAB0152
USDA Soil Permit #: P330-15-00234
Utah Certification #: TN00003
Vermont Dept. of Health: ID# VT-2006
Virginia Certification #: VT2006
Virginia Certification #: 460132
Washington Certification #: C847
West Virginia Certification #: 233
Wisconsin Certification #: 9980939910
Wyoming UST Certification #: via A2LA 2926.01
A2LA-ISO 17025 Certification #: 1461.01
A2LA-ISO 17025 Certification #: 1461.02
AIHA-LAP/LLC EMLAP Certification #:100789

Pace Analytical Services Charlotte

9800 Kincey Ave. Ste 100, Huntersville, NC 28078
Louisiana/NELAP Certification # LA170028
North Carolina Drinking Water Certification #: 37706
North Carolina Field Services Certification #: 5342
North Carolina Wastewater Certification #: 12
South Carolina Certification #: 99006001
Florida/NELAP Certification #: E87627
Kentucky UST Certification #: 84
Virginia/VELAP Certification #: 460221

Pace Analytical Services Asheville

2225 Riverside Drive, Asheville, NC 28804
Florida/NELAP Certification #: E87648
Massachusetts Certification #: M-NC030
North Carolina Drinking Water Certification #: 37712
North Carolina Wastewater Certification #: 40
South Carolina Certification #: 99030001
Virginia/VELAP Certification #: 460222

REPORT OF LABORATORY ANALYSIS

This report shall not be reproduced, except in full,
without the written consent of Pace Analytical Services, LLC.

Pace Analytical Services, LLC
9800 Kincey Ave. Suite 100
Huntersville, NC 28078
(704)875-9092

SAMPLE ANALYTE COUNT

Project: 2020-L1-2448 Incident
Pace Project No.: 92497411

Lab ID	Sample ID	Method	Analysts	Analytes Reported	Laboratory
92497411001	**13800_HC_RD 20200924**	MADEP VPH	DWR	6	PAN
		EPA 6010D	DS	1	PASI-A
		SM 6200B	CL	63	PASI-C

PAN = Pace National - Mt. Juliet
PASI-A = Pace Analytical Services - Asheville
PASI-C = Pace Analytical Services - Charlotte

This report shall not be reproduced, except in full,
without the written consent of Pace Analytical Services, LLC.

Pace Analytical Services, LLC
9800 Kincey Ave. Suite 100
Huntersville, NC 28078
(704)875-9092

ANALYTICAL RESULTS

Project: 2020-L1-2448 Incident
Pace Project No.: 92497411

Sample: 13800_HC_RD 20200924 **Lab ID: 92497411001** Collected: 09/24/20 15:45 Received: 09/25/20 12:10 Matrix: Water

Parameters	Results	Units	Report Limit	DF	Prepared	Analyzed	CAS No.	Qual
MADEPV	Analytical Method: MADEP VPH Preparation Method: MADEPV Pace National - Mt. Juliet							
Aliphatic (C05-C08)	ND	ug/L	100	1	09/27/20 09:01	09/27/20 09:01		
Aliphatic (C09-C12)	ND	ug/L	100	1	09/27/20 09:01	09/27/20 09:01		
Aromatic (C09-C10),Unadjusted	ND	ug/L	100	1	09/27/20 09:01	09/27/20 09:01	TPHC9C10A	
Total VPH	ND	ug/L	100	1	09/27/20 09:01	09/27/20 09:01	VPH	
Surrogates								
2,5-Dibromotoluene (FID)	93.9	%	70.0-130	1	09/27/20 09:01	09/27/20 09:01	615-59-8FID	
2,5-Dibromotoluene (PID)	83.8	%	70.0-130	1	09/27/20 09:01	09/27/20 09:01	615-59-8PID	
6010 MET ICP	Analytical Method: EPA 6010D Preparation Method: EPA 3010A Pace Analytical Services - Asheville							
Lead	**23.0**	ug/L	5.0	1	09/26/20 00:58	09/27/20 16:25	7439-92-1	
6200B MSV	Analytical Method: SM 6200B Pace Analytical Services - Charlotte							
Benzene	ND	ug/L	0.50	1		09/26/20 13:46	71-43-2	
Bromobenzene	ND	ug/L	0.50	1		09/26/20 13:46	108-86-1	
Bromochloromethane	ND	ug/L	0.50	1		09/26/20 13:46	74-97-5	
Bromodichloromethane	ND	ug/L	0.50	1		09/26/20 13:46	75-27-4	
Bromoform	ND	ug/L	0.50	1		09/26/20 13:46	75-25-2	
Bromomethane	ND	ug/L	5.0	1		09/26/20 13:46	74-83-9	
n-Butylbenzene	ND	ug/L	0.50	1		09/26/20 13:46	104-51-8	
sec-Butylbenzene	ND	ug/L	0.50	1		09/26/20 13:46	135-98-8	
tert-Butylbenzene	ND	ug/L	0.50	1		09/26/20 13:46	98-06-6	
Carbon tetrachloride	ND	ug/L	0.50	1		09/26/20 13:46	56-23-5	
Chlorobenzene	ND	ug/L	0.50	1		09/26/20 13:46	108-90-7	
Chloroethane	ND	ug/L	1.0	1		09/26/20 13:46	75-00-3	
Chloroform	ND	ug/L	0.50	1		09/26/20 13:46	67-66-3	
Chloromethane	ND	ug/L	1.0	1		09/26/20 13:46	74-87-3	
2-Chlorotoluene	ND	ug/L	0.50	1		09/26/20 13:46	95-49-8	
4-Chlorotoluene	ND	ug/L	0.50	1		09/26/20 13:46	106-43-4	
1,2-Dibromo-3-chloropropane	ND	ug/L	1.0	1		09/26/20 13:46	96-12-8	
Dibromochloromethane	ND	ug/L	0.50	1		09/26/20 13:46	124-48-1	
1,2-Dibromoethane (EDB)	ND	ug/L	0.50	1		09/26/20 13:46	106-93-4	
Dibromomethane	ND	ug/L	0.50	1		09/26/20 13:46	74-95-3	
1,2-Dichlorobenzene	ND	ug/L	0.50	1		09/26/20 13:46	95-50-1	
1,3-Dichlorobenzene	ND	ug/L	0.50	1		09/26/20 13:46	541-73-1	
1,4-Dichlorobenzene	ND	ug/L	0.50	1		09/26/20 13:46	106-46-7	
Dichlorodifluoromethane	ND	ug/L	0.50	1		09/26/20 13:46	75-71-8	
1,1-Dichloroethane	ND	ug/L	0.50	1		09/26/20 13:46	75-34-3	
1,2-Dichloroethane	ND	ug/L	0.50	1		09/26/20 13:46	107-06-2	
1,1-Dichloroethene	ND	ug/L	0.50	1		09/26/20 13:46	75-35-4	
cis-1,2-Dichloroethene	ND	ug/L	0.50	1		09/26/20 13:46	156-59-2	
trans-1,2-Dichloroethene	ND	ug/L	0.50	1		09/26/20 13:46	156-60-5	
1,2-Dichloropropane	ND	ug/L	0.50	1		09/26/20 13:46	78-87-5	
1,3-Dichloropropane	ND	ug/L	0.50	1		09/26/20 13:46	142-28-9	
2,2-Dichloropropane	ND	ug/L	0.50	1		09/26/20 13:46	594-20-7	

REPORT OF LABORATORY ANALYSIS

This report shall not be reproduced, except in full,
without the written consent of Pace Analytical Services, LLC.

Pace Analytical Services, LLC
9800 Kincey Ave. Suite 100
Huntersville, NC 28078
(704)875-9092

ANALYTICAL RESULTS

Project: 2020-L1-2448 Incident
Pace Project No.: 92497411

Sample: 13800_HC_RD 20200924 **Lab ID: 92497411001** Collected: 09/24/20 15:45 Received: 09/25/20 12:10 Matrix: Water

Parameters	Results	Units	Report Limit	DF	Prepared	Analyzed	CAS No.	Qual
6200B MSV	Analytical Method: SM 6200B Pace Analytical Services - Charlotte							
1,1-Dichloropropene	ND	ug/L	0.50	1		09/26/20 13:46	563-58-6	
cis-1,3-Dichloropropene	ND	ug/L	0.50	1		09/26/20 13:46	10061-01-5	
trans-1,3-Dichloropropene	ND	ug/L	0.50	1		09/26/20 13:46	10061-02-6	
Diisopropyl ether	ND	ug/L	0.50	1		09/26/20 13:46	108-20-3	
Ethylbenzene	ND	ug/L	0.50	1		09/26/20 13:46	100-41-4	
Hexachloro-1,3-butadiene	ND	ug/L	2.0	1		09/26/20 13:46	87-68-3	
Isopropylbenzene (Cumene)	ND	ug/L	0.50	1		09/26/20 13:46	98-82-8	
Methylene Chloride	ND	ug/L	2.0	1		09/26/20 13:46	75-09-2	
Methyl-tert-butyl ether	ND	ug/L	0.50	1		09/26/20 13:46	1634-04-4	
Naphthalene	ND	ug/L	2.0	1		09/26/20 13:46	91-20-3	
n-Propylbenzene	ND	ug/L	0.50	1		09/26/20 13:46	103-65-1	
Styrene	ND	ug/L	0.50	1		09/26/20 13:46	100-42-5	
1,1,1,2-Tetrachloroethane	ND	ug/L	0.50	1		09/26/20 13:46	630-20-6	
1,1,2,2-Tetrachloroethane	ND	ug/L	0.50	1		09/26/20 13:46	79-34-5	
Tetrachloroethene	ND	ug/L	0.50	1		09/26/20 13:46	127-18-4	
Toluene	ND	ug/L	0.50	1		09/26/20 13:46	108-88-3	
1,2,3-Trichlorobenzene	ND	ug/L	2.0	1		09/26/20 13:46	87-61-6	
1,2,4-Trichlorobenzene	ND	ug/L	2.0	1		09/26/20 13:46	120-82-1	
1,1,1-Trichloroethane	ND	ug/L	0.50	1		09/26/20 13:46	71-55-6	
1,1,2-Trichloroethane	ND	ug/L	0.50	1		09/26/20 13:46	79-00-5	
Trichloroethene	ND	ug/L	0.50	1		09/26/20 13:46	79-01-6	
Trichlorofluoromethane	ND	ug/L	1.0	1		09/26/20 13:46	75-69-4	
1,2,3-Trichloropropane	ND	ug/L	0.50	1		09/26/20 13:46	96-18-4	
1,2,4-Trimethylbenzene	ND	ug/L	0.50	1		09/26/20 13:46	95-63-6	
1,3,5-Trimethylbenzene	ND	ug/L	0.50	1		09/26/20 13:46	108-67-8	
Vinyl chloride	ND	ug/L	1.0	1		09/26/20 13:46	75-01-4	
m&p-Xylene	ND	ug/L	1.0	1		09/26/20 13:46	179601-23-1	
o-Xylene	ND	ug/L	0.50	1		09/26/20 13:46	95-47-6	
Surrogates								
1,2-Dichloroethane-d4 (S)	103	%	70-130	1		09/26/20 13:46	17060-07-0	
4-Bromofluorobenzene (S)	102	%	70-130	1		09/26/20 13:46	460-00-4	
Toluene-d8 (S)	106	%	70-130	1		09/26/20 13:46	2037-26-5	

REPORT OF LABORATORY ANALYSIS

This report shall not be reproduced, except in full,
without the written consent of Pace Analytical Services, LLC.

Pace Analytical Services, LLC
9800 Kincey Ave. Suite 100
Huntersville, NC 28078
(704)875-9092

QUALITY CONTROL DATA

Project: 2020-L1-2448 Incident
Pace Project No.: 92497411

QC Batch: 1549893
QC Batch Method: MADEPV
Analysis Method: MADEP VPH
Analysis Description: MADEPV
Laboratory: Pace National - Mt. Juliet
Associated Lab Samples: 92497411001

METHOD BLANK: R3575310-2 Matrix: Water
Associated Lab Samples: 92497411001

Parameter	Units	Blank Result	Reporting Limit	Analyzed	Qualifiers
Aliphatic (C05-C08)	ug/L	ND	100	09/26/20 21:19	
Aliphatic (C09-C12)	ug/L	ND	100	09/26/20 21:19	
Aromatic (C09-C10),Unadjusted	ug/L	ND	100	09/26/20 21:19	
Total VPH	ug/L	ND	100	09/26/20 21:19	
2,5-Dibromotoluene (FID)	%	157	70.0-130	09/26/20 21:19	ST
2,5-Dibromotoluene (PID)	%	157	70.0-130	09/26/20 21:19	ST

METHOD BLANK: R3575310-4 Matrix: Water
Associated Lab Samples: 92497411001

Parameter	Units	Blank Result	Reporting Limit	Analyzed	Qualifiers
Aliphatic (C05-C08)	ug/L	ND	100	09/27/20 02:22	
Aliphatic (C09-C12)	ug/L	ND	100	09/27/20 02:22	
Aromatic (C09-C10),Unadjusted	ug/L	ND	100	09/27/20 02:22	
Total VPH	ug/L	ND	100	09/27/20 02:22	
2,5-Dibromotoluene (FID)	%	89.4	70.0-130	09/27/20 02:22	
2,5-Dibromotoluene (PID)	%	77.9	70.0-130	09/27/20 02:22	

LABORATORY CONTROL SAMPLE & LCSD: R3575310-1 R3575310-3

Parameter	Units	Spike Conc.	LCS Result	LCSD Result	LCS % Rec	LCSD % Rec	% Rec Limits	RPD	Max RPD	Qualifiers
Aliphatic (C05-C08)	ug/L	1200	1110	1150	92.5	95.8	70.0-130	3.54	25	
Aliphatic (C09-C12)	ug/L	1400	1380	1630	98.6	116	70.0-130	16.6	25	
Aromatic (C09-C10),Unadjusted	ug/L	200	230	256	115	128	70.0-130	10.7	25	
Total VPH	ug/L	2800	2720	3040	97.1	109	70.0-130	11.1	25	
2,5-Dibromotoluene (FID)	%				100	97.5	70.0-130			
2,5-Dibromotoluene (PID)	%				101	85.4	70.0-130			

Results presented on this page are in the units indicated by the "Units" column except where an alternate unit is presented to the right of the result.

REPORT OF LABORATORY ANALYSIS

This report shall not be reproduced, except in full,
without the written consent of Pace Analytical Services, LLC.

Pace Analytical Services, LLC
9800 Kincey Ave. Suite 100
Huntersville, NC 28078
(704)875-9092

QUALITY CONTROL DATA

Project: 2020-L1-2448 Incident
Pace Project No.: 92497411

QC Batch: 569158
QC Batch Method: EPA 3010A
Analysis Method: EPA 6010D
Analysis Description: 6010 MET
Laboratory: Pace Analytical Services - Asheville
Associated Lab Samples: 92497411001

METHOD BLANK: 3015787 Matrix: Water
Associated Lab Samples: 92497411001

Parameter	Units	Blank Result	Reporting Limit	Analyzed	Qualifiers
Lead	ug/L	ND	5.0	09/27/20 15:44	

LABORATORY CONTROL SAMPLE: 3015788

Parameter	Units	Spike Conc.	LCS Result	LCS % Rec	% Rec Limits	Qualifiers
Lead	ug/L	500	482	96	80-120	

MATRIX SPIKE & MATRIX SPIKE DUPLICATE: 3015789 3015790

Parameter	Units	92497401001 Result	MS Spike Conc.	MSD Spike Conc.	MS Result	MSD Result	MS % Rec	MSD % Rec	% Rec Limits	RPD	Qual
Lead	ug/L	ND	500	500	518	520	103	103	75-125	0	

Results presented on this page are in the units indicated by the "Units" column except where an alternate unit is presented to the right of the result.

REPORT OF LABORATORY ANALYSIS

This report shall not be reproduced, except in full,
without the written consent of Pace Analytical Services, LLC.

Pace Analytical Services, LLC
9800 Kincey Ave. Suite 100
Huntersville, NC 28078
(704)875-9092

QUALITY CONTROL DATA

Project: 2020-L1-2448 Incident
Pace Project No.: 92497411

QC Batch: 569140
QC Batch Method: SM 6200B
Analysis Method: SM 6200B
Analysis Description: 6200B MSV
Laboratory: Pace Analytical Services - Charlotte

Associated Lab Samples: 92497411001

METHOD BLANK: 3015732 Matrix: Water
Associated Lab Samples: 92497411001

Parameter	Units	Blank Result	Reporting Limit	Analyzed	Qualifiers
1,1,1,2-Tetrachloroethane	ug/L	ND	0.50	09/26/20 04:42	
1,1,1-Trichloroethane	ug/L	ND	0.50	09/26/20 04:42	
1,1,2,2-Tetrachloroethane	ug/L	ND	0.50	09/26/20 04:42	
1,1,2-Trichloroethane	ug/L	ND	0.50	09/26/20 04:42	
1,1-Dichloroethane	ug/L	ND	0.50	09/26/20 04:42	
1,1-Dichloroethene	ug/L	ND	0.50	09/26/20 04:42	
1,1-Dichloropropene	ug/L	ND	0.50	09/26/20 04:42	
1,2,3-Trichlorobenzene	ug/L	ND	2.0	09/26/20 04:42	
1,2,3-Trichloropropane	ug/L	ND	0.50	09/26/20 04:42	
1,2,4-Trichlorobenzene	ug/L	ND	2.0	09/26/20 04:42	
1,2,4-Trimethylbenzene	ug/L	ND	0.50	09/26/20 04:42	
1,2-Dibromo-3-chloropropane	ug/L	ND	1.0	09/26/20 04:42	
1,2-Dibromoethane (EDB)	ug/L	ND	0.50	09/26/20 04:42	
1,2-Dichlorobenzene	ug/L	ND	0.50	09/26/20 04:42	
1,2-Dichloroethane	ug/L	ND	0.50	09/26/20 04:42	
1,2-Dichloropropane	ug/L	ND	0.50	09/26/20 04:42	
1,3,5-Trimethylbenzene	ug/L	ND	0.50	09/26/20 04:42	
1,3-Dichlorobenzene	ug/L	ND	0.50	09/26/20 04:42	
1,3-Dichloropropane	ug/L	ND	0.50	09/26/20 04:42	
1,4-Dichlorobenzene	ug/L	ND	0.50	09/26/20 04:42	
2,2-Dichloropropane	ug/L	ND	0.50	09/26/20 04:42	
2-Chlorotoluene	ug/L	ND	0.50	09/26/20 04:42	
4-Chlorotoluene	ug/L	ND	0.50	09/26/20 04:42	
Benzene	ug/L	ND	0.50	09/26/20 04:42	
Bromobenzene	ug/L	ND	0.50	09/26/20 04:42	
Bromochloromethane	ug/L	ND	0.50	09/26/20 04:42	
Bromodichloromethane	ug/L	ND	0.50	09/26/20 04:42	
Bromoform	ug/L	ND	0.50	09/26/20 04:42	
Bromomethane	ug/L	ND	5.0	09/26/20 04:42	
Carbon tetrachloride	ug/L	ND	0.50	09/26/20 04:42	
Chlorobenzene	ug/L	ND	0.50	09/26/20 04:42	
Chloroethane	ug/L	ND	1.0	09/26/20 04:42	
Chloroform	ug/L	ND	0.50	09/26/20 04:42	
Chloromethane	ug/L	ND	1.0	09/26/20 04:42	
cis-1,2-Dichloroethene	ug/L	ND	0.50	09/26/20 04:42	
cis-1,3-Dichloropropene	ug/L	ND	0.50	09/26/20 04:42	
Dibromochloromethane	ug/L	ND	0.50	09/26/20 04:42	
Dibromomethane	ug/L	ND	0.50	09/26/20 04:42	
Dichlorodifluoromethane	ug/L	ND	0.50	09/26/20 04:42	
Diisopropyl ether	ug/L	ND	0.50	09/26/20 04:42	

Results presented on this page are in the units indicated by the "Units" column except where an alternate unit is presented to the right of the result.

REPORT OF LABORATORY ANALYSIS

This report shall not be reproduced, except in full,
without the written consent of Pace Analytical Services, LLC.

Pace Analytical Services, LLC
9800 Kincey Ave. Suite 100
Huntersville, NC 28078
(704)875-9092

QUALITY CONTROL DATA

Project: 2020-L1-2448 Incident
Pace Project No.: 92497411

METHOD BLANK: 3015732 Matrix: Water
Associated Lab Samples: 92497411001

Parameter	Units	Blank Result	Reporting Limit	Analyzed	Qualifiers
Ethylbenzene	ug/L	ND	0.50	09/26/20 04:42	
Hexachloro-1,3-butadiene	ug/L	ND	2.0	09/26/20 04:42	
Isopropylbenzene (Cumene)	ug/L	ND	0.50	09/26/20 04:42	
m&p-Xylene	ug/L	ND	1.0	09/26/20 04:42	
Methyl-tert-butyl ether	ug/L	ND	0.50	09/26/20 04:42	
Methylene Chloride	ug/L	ND	2.0	09/26/20 04:42	
n-Butylbenzene	ug/L	ND	0.50	09/26/20 04:42	
n-Propylbenzene	ug/L	ND	0.50	09/26/20 04:42	
Naphthalene	ug/L	ND	2.0	09/26/20 04:42	
o-Xylene	ug/L	ND	0.50	09/26/20 04:42	
sec-Butylbenzene	ug/L	ND	0.50	09/26/20 04:42	
Styrene	ug/L	ND	0.50	09/26/20 04:42	
tert-Butylbenzene	ug/L	ND	0.50	09/26/20 04:42	
Tetrachloroethene	ug/L	ND	0.50	09/26/20 04:42	
Toluene	ug/L	ND	0.50	09/26/20 04:42	
trans-1,2-Dichloroethene	ug/L	ND	0.50	09/26/20 04:42	
trans-1,3-Dichloropropene	ug/L	ND	0.50	09/26/20 04:42	
Trichloroethene	ug/L	ND	0.50	09/26/20 04:42	
Trichlorofluoromethane	ug/L	ND	1.0	09/26/20 04:42	
Vinyl chloride	ug/L	ND	1.0	09/26/20 04:42	
1,2-Dichloroethane-d4 (S)	%	103	70-130	09/26/20 04:42	
4-Bromofluorobenzene (S)	%	104	70-130	09/26/20 04:42	
Toluene-d8 (S)	%	108	70-130	09/26/20 04:42	

LABORATORY CONTROL SAMPLE: 3015733

Parameter	Units	Spike Conc.	LCS Result	LCS % Rec	% Rec Limits	Qualifiers
1,1,1,2-Tetrachloroethane	ug/L	50	47.2	94	60-140	
1,1,1-Trichloroethane	ug/L	50	52.4	105	60-140	
1,1,2,2-Tetrachloroethane	ug/L	50	50.2	100	60-140	
1,1,2-Trichloroethane	ug/L	50	47.7	95	60-140	
1,1-Dichloroethane	ug/L	50	53.3	107	60-140	
1,1-Dichloroethene	ug/L	50	59.0	118	60-140	
1,1-Dichloropropene	ug/L	50	48.3	97	60-140	
1,2,3-Trichlorobenzene	ug/L	50	49.5	99	60-140	
1,2,3-Trichloropropane	ug/L	50	50.9	102	60-140	
1,2,4-Trichlorobenzene	ug/L	50	48.6	97	60-140	
1,2,4-Trimethylbenzene	ug/L	50	53.5	107	60-140	
1,2-Dibromo-3-chloropropane	ug/L	50	56.2	112	60-140	
1,2-Dibromoethane (EDB)	ug/L	50	55.5	111	60-140	
1,2-Dichlorobenzene	ug/L	50	51.4	103	60-140	
1,2-Dichloroethane	ug/L	50	54.0	108	60-140	
1,2-Dichloropropane	ug/L	50	48.1	96	60-140	
1,3,5-Trimethylbenzene	ug/L	50	54.0	108	60-140	

Results presented on this page are in the units indicated by the "Units" column except where an alternate unit is presented to the right of the result.

REPORT OF LABORATORY ANALYSIS

This report shall not be reproduced, except in full,
without the written consent of Pace Analytical Services, LLC.

Pace Analytical Services, LLC
9800 Kincey Ave. Suite 100
Huntersville, NC 28078
(704)875-9092

QUALITY CONTROL DATA

Project: 2020-L1-2448 Incident
Pace Project No.: 92497411

LABORATORY CONTROL SAMPLE: 3015733

Parameter	Units	Spike Conc.	LCS Result	LCS % Rec	% Rec Limits	Qualifiers
1,3-Dichlorobenzene	ug/L	50	50.0	100	60-140	
1,3-Dichloropropane	ug/L	50	56.8	114	60-140	
1,4-Dichlorobenzene	ug/L	50	50.1	100	60-140	
2,2-Dichloropropane	ug/L	50	49.1	98	60-140	
2-Chlorotoluene	ug/L	50	51.5	103	60-140	
4-Chlorotoluene	ug/L	50	50.3	101	60-140	
Benzene	ug/L	50	51.7	103	60-140	
Bromobenzene	ug/L	50	50.0	100	60-140	
Bromochloromethane	ug/L	50	51.3	103	60-140	
Bromodichloromethane	ug/L	50	46.6	93	60-140	
Bromoform	ug/L	50	55.2	110	60-140	
Bromomethane	ug/L	50	47.9	96	60-140	
Carbon tetrachloride	ug/L	50	53.7	107	60-140	
Chlorobenzene	ug/L	50	49.6	99	60-140	
Chloroethane	ug/L	50	52.7	105	60-140	
Chloroform	ug/L	50	55.6	111	60-140	
Chloromethane	ug/L	50	41.2	82	60-140	
cis-1,2-Dichloroethene	ug/L	50	52.9	106	60-140	
cis-1,3-Dichloropropene	ug/L	50	49.5	99	60-140	
Dibromochloromethane	ug/L	50	48.4	97	60-140	
Dibromomethane	ug/L	50	50.5	101	60-140	
Dichlorodifluoromethane	ug/L	50	43.8	88	60-140	
Diisopropyl ether	ug/L	50	52.3	105	60-140	
Ethylbenzene	ug/L	50	50.8	102	60-140	
Hexachloro-1,3-butadiene	ug/L	50	48.7	97	60-140	
Isopropylbenzene (Cumene)	ug/L	50	50.4	101	60-140	
m&p-Xylene	ug/L	100	99.0	99	60-140	
Methyl-tert-butyl ether	ug/L	50	44.1	88	60-140	
Methylene Chloride	ug/L	50	47.0	94	60-140	
n-Butylbenzene	ug/L	50	51.6	103	60-140	
n-Propylbenzene	ug/L	50	49.9	100	60-140	
Naphthalene	ug/L	50	49.4	99	60-140	
o-Xylene	ug/L	50	48.4	97	60-140	
sec-Butylbenzene	ug/L	50	50.8	102	60-140	
Styrene	ug/L	50	52.8	106	60-140	
tert-Butylbenzene	ug/L	50	45.1	90	60-140	
Tetrachloroethene	ug/L	50	53.3	107	60-140	
Toluene	ug/L	50	46.9	94	60-140	
trans-1,2-Dichloroethene	ug/L	50	56.5	113	60-140	
trans-1,3-Dichloropropene	ug/L	50	48.4	97	60-140	
Trichloroethene	ug/L	50	49.3	99	60-140	
Trichlorofluoromethane	ug/L	50	48.8	98	60-140	
Vinyl chloride	ug/L	50	43.9	88	60-140	
1,2-Dichloroethane-d4 (S)	%			112	70-130	
4-Bromofluorobenzene (S)	%			100	70-130	
Toluene-d8 (S)	%			96	70-130	

Results presented on this page are in the units indicated by the "Units" column except where an alternate unit is presented to the right of the result.

REPORT OF LABORATORY ANALYSIS

This report shall not be reproduced, except in full,
without the written consent of Pace Analytical Services, LLC.

Pace Analytical Services, LLC
9800 Kincey Ave. Suite 100
Huntersville, NC 28078
(704)875-9092

QUALITY CONTROL DATA

Project: 2020-L1-2448 Incident
Pace Project No.: 92497411

MATRIX SPIKE & MATRIX SPIKE DUPLICATE: 3015734 3015735

Parameter	Units	92497414001 Result	MS Spike Conc.	MSD Spike Conc.	MS Result	MSD Result	MS % Rec	MSD % Rec	% Rec Limits	RPD	Qual
1,1,1,2-Tetrachloroethane	ug/L	ND	20	20	18.4	18.1	92	91	60-140	1	
1,1,1-Trichloroethane	ug/L	ND	20	20	23.8	23.8	119	119	60-140	0	
1,1,2,2-Tetrachloroethane	ug/L	ND	20	20	18.7	18.6	94	93	60-140	1	
1,1,2-Trichloroethane	ug/L	ND	20	20	20.4	20.1	102	101	60-140	1	
1,1-Dichloroethane	ug/L	ND	20	20	21.2	22.3	106	111	60-140	5	
1,1-Dichloroethene	ug/L	ND	20	20	21.9	22.5	110	112	60-140	2	
1,1-Dichloropropene	ug/L	ND	20	20	21.2	20.8	106	104	60-140	2	
1,2,3-Trichlorobenzene	ug/L	ND	20	20	19.6	19.2	98	96	60-140	2	
1,2,3-Trichloropropane	ug/L	ND	20	20	19.7	20.1	99	100	60-140	2	
1,2,4-Trichlorobenzene	ug/L	ND	20	20	18.5	18.7	93	94	60-140	1	
1,2,4-Trimethylbenzene	ug/L	ND	20	20	19.4	19.3	97	96	60-140	1	
1,2-Dibromo-3-chloropropane	ug/L	ND	20	20	19.3	19.1	96	96	60-140	1	
1,2-Dibromoethane (EDB)	ug/L	ND	20	20	22.6	22.7	113	113	60-140	0	
1,2-Dichlorobenzene	ug/L	ND	20	20	19.8	20.1	99	100	60-140	1	
1,2-Dichloroethane	ug/L	ND	20	20	20.2	20.4	101	102	60-140	1	
1,2-Dichloropropane	ug/L	ND	20	20	22.0	21.3	110	107	60-140	3	
1,3,5-Trimethylbenzene	ug/L	ND	20	20	19.4	19.3	97	97	60-140	0	
1,3-Dichlorobenzene	ug/L	ND	20	20	19.9	19.7	99	98	60-140	1	
1,3-Dichloropropane	ug/L	ND	20	20	20.9	20.6	105	103	60-140	1	
1,4-Dichlorobenzene	ug/L	ND	20	20	20.1	20.3	100	101	60-140	1	
2,2-Dichloropropane	ug/L	ND	20	20	18.9	19.6	94	98	60-140	4	
2-Chlorotoluene	ug/L	ND	20	20	19.8	19.4	99	97	60-140	2	
4-Chlorotoluene	ug/L	ND	20	20	19.5	19.2	97	96	60-140	2	
Benzene	ug/L	ND	20	20	21.5	21.0	107	105	60-140	2	
Bromobenzene	ug/L	ND	20	20	19.2	19.6	96	98	60-140	2	
Bromochloromethane	ug/L	ND	20	20	23.7	25.7	118	128	60-140	8	
Bromodichloromethane	ug/L	ND	20	20	22.4	21.9	112	109	60-140	3	
Bromoform	ug/L	ND	20	20	19.5	19.3	98	97	60-140	1	
Bromomethane	ug/L	ND	20	20	21.6	22.4	108	112	60-140	4	
Carbon tetrachloride	ug/L	ND	20	20	23.9	23.6	119	118	60-140	1	
Chlorobenzene	ug/L	ND	20	20	20.8	20.2	104	101	60-140	3	
Chloroethane	ug/L	ND	20	20	20.8	20.1	104	101	60-140	3	
Chloroform	ug/L	ND	20	20	24.7	24.3	124	121	60-140	2	
Chloromethane	ug/L	ND	20	20	12.4	12.7	62	63	60-140	2	
cis-1,2-Dichloroethene	ug/L	ND	20	20	21.0	21.5	105	107	60-140	2	
cis-1,3-Dichloropropene	ug/L	ND	20	20	19.7	19.6	99	98	60-140	1	
Dibromochloromethane	ug/L	ND	20	20	19.6	19.1	98	95	60-140	3	
Dibromomethane	ug/L	ND	20	20	24.3	23.4	122	117	60-140	4	
Dichlorodifluoromethane	ug/L	ND	20	20	22.6	22.8	113	114	60-140	1	
Diisopropyl ether	ug/L	ND	20	20	15.7	15.7	78	78	60-140	0	
Ethylbenzene	ug/L	ND	20	20	21.1	20.6	106	103	60-140	3	
Hexachloro-1,3-butadiene	ug/L	ND	20	20	21.8	21.2	109	106	60-140	3	
Isopropylbenzene (Cumene)	ug/L	ND	20	20	21.1	21.0	106	105	60-140	1	
m&p-Xylene	ug/L	ND	40	40	42.3	41.0	106	103	60-140	3	
Methyl-tert-butyl ether	ug/L	ND	20	20	22.7	23.1	114	115	60-140	2	
Methylene Chloride	ug/L	ND	20	20	15.9	15.2	80	76	60-140	4	

Results presented on this page are in the units indicated by the "Units" column except where an alternate unit is presented to the right of the result.

REPORT OF LABORATORY ANALYSIS

This report shall not be reproduced, except in full,
without the written consent of Pace Analytical Services, LLC.

Pace Analytical Services, LLC
9800 Kincey Ave. Suite 100
Huntersville, NC 28078
(704)875-9092

QUALITY CONTROL DATA

Project: 2020-L1-2448 Incident
Pace Project No.: 92497411

MATRIX SPIKE & MATRIX SPIKE DUPLICATE: 3015734 3015735

Parameter	Units	92497414001 Result	MS Spike Conc.	MSD Spike Conc.	MS Result	MSD Result	MS % Rec	MSD % Rec	% Rec Limits	RPD	Qual
n-Butylbenzene	ug/L	ND	20	20	18.0	17.3	90	87	60-140	4	
n-Propylbenzene	ug/L	ND	20	20	19.2	19.1	96	96	60-140	0	
Naphthalene	ug/L	ND	20	20	19.1	18.3	96	92	60-140	4	
o-Xylene	ug/L	ND	20	20	20.5	20.1	103	100	60-140	2	
sec-Butylbenzene	ug/L	ND	20	20	19.0	18.9	95	94	60-140	1	
Styrene	ug/L	ND	20	20	21.5	20.4	108	102	60-140	5	
tert-Butylbenzene	ug/L	ND	20	20	18.3	18.3	92	92	60-140	0	
Tetrachloroethene	ug/L	ND	20	20	21.8	20.7	109	104	60-140	5	
Toluene	ug/L	ND	20	20	21.6	21.0	108	105	60-140	3	
trans-1,2-Dichloroethene	ug/L	ND	20	20	21.7	20.8	108	104	60-140	4	
trans-1,3-Dichloropropene	ug/L	ND	20	20	20.3	19.6	101	98	60-140	3	
Trichloroethene	ug/L	ND	20	20	24.4	24.9	122	125	60-140	2	
Trichlorofluoromethane	ug/L	ND	20	20	24.5	24.9	122	125	60-140	2	
Vinyl chloride	ug/L	ND	20	20	18.5	18.5	93	92	60-140	0	
1,2-Dichloroethane-d4 (S)	%						97	98	70-130		
4-Bromofluorobenzene (S)	%						103	100	70-130		
Toluene-d8 (S)	%						98	98	70-130		

Results presented on this page are in the units indicated by the "Units" column except where an alternate unit is presented to the right of the result.

REPORT OF LABORATORY ANALYSIS

This report shall not be reproduced, except in full,
without the written consent of Pace Analytical Services, LLC.

Pace Analytical Services, LLC
9800 Kincey Ave. Suite 100
Huntersville, NC 28078
(704)875-9092

QUALIFIERS

Project: 2020-L1-2448 Incident
Pace Project No.: 92497411

DEFINITIONS

DF - Dilution Factor, if reported, represents the factor applied to the reported data due to dilution of the sample aliquot.

ND - Not Detected at or above adjusted reporting limit.

TNTC - Too Numerous To Count

J - Estimated concentration above the adjusted method detection limit and below the adjusted reporting limit.

MDL - Adjusted Method Detection Limit.

PQL - Practical Quantitation Limit.

RL - Reporting Limit - The lowest concentration value that meets project requirements for quantitative data with known precision and bias for a specific analyte in a specific matrix.

S - Surrogate

1,2-Diphenylhydrazine decomposes to and cannot be separated from Azobenzene using Method 8270. The result for each analyte is a combined concentration.

Consistent with EPA guidelines, unrounded data are displayed and have been used to calculate % recovery and RPD values.

LCS(D) - Laboratory Control Sample (Duplicate)

MS(D) - Matrix Spike (Duplicate)

DUP - Sample Duplicate

RPD - Relative Percent Difference

NC - Not Calculable.

SG - Silica Gel - Clean-Up

U - Indicates the compound was analyzed for, but not detected.

Acid preservation may not be appropriate for 2 Chloroethylvinyl ether.

A separate vial preserved to a pH of 4-5 is recommended in SW846 Chapter 4 for the analysis of Acrolein and Acrylonitrile by EPA Method 8260.

N-Nitrosodiphenylamine decomposes and cannot be separated from Diphenylamine using Method 8270. The result reported for each analyte is a combined concentration.

Pace Analytical is TNI accredited. Contact your Pace PM for the current list of accredited analytes.

TNI - The NELAC Institute.

ANALYTE QUALIFIERS

ST	Surrogate recovery was above laboratory control limits. Results may be biased high.

This report shall not be reproduced, except in full,
without the written consent of Pace Analytical Services, LLC.

Pace Analytical Services, LLC
9800 Kincey Ave. Suite 100
Huntersville, NC 28078
(704)875-9092

QUALITY CONTROL DATA CROSS REFERENCE TABLE

Project: 2020-L1-2448 Incident
Pace Project No.: 92497411

Lab ID	Sample ID	QC Batch Method	QC Batch	Analytical Method	Analytical Batch
92497411001	**13800_HC_RD 20200924**	MADEPV	1549893	MADEP VPH	1549893
92497411001	**13800_HC_RD 20200924**	EPA 3010A	569158	EPA 6010D	569170
92497411001	**13800_HC_RD 20200924**	SM 6200B	569140		

This report shall not be reproduced, except in full,
without the written consent of Pace Analytical Services, LLC.

CHAIN-OF-CUSTODY Analytical Request Document

Pace Analytical®

Chain-of-Custody is a LEGAL DOCUMENT - Complete all relevent fields

LAB USE ... umber or

WO# : 92497411

92497411

Company: Apex Companies	Billing Information:
Address:	
Report To: Andrew Street	Email To: Andrew.Street@apexcos.com
Copy To:	Site Collection Info/Address: 13800 Huntersville Concord Rd
Customer Project Name/Number: 2020-LI-2448 Incident	State: NC County/City: Huntersville Time Zone Collected: [ ] PT [ ] MT [ ] CT [ ] ET
Phone: Email:	Site/Facility ID #: Compliance Monitoring? [ ] Yes [ ] No
Collected By (print): Naomi Fretz	Purchase Order #: Quote #: DW PWS ID #: DW Location Code:
Collected By (signature): Naomi Fretz	Turnaround Date Required: ASAP Immediately Packed on Ice: [ ] Yes [ ] No
Sample Disposal: [ ] Dispose as appropriate [ ] Return [ ] Archive: ____ [ ] Hold: ____	Rush: [ ] Same Day [ ] Next Day [ ] 2 Day [ ] 3 Day [ ] 4 Day [ ] 5 Day (Expedite Charges Apply) Field Filtered (if applicable): [ ] Yes [ ] No Analysis: ____

* Matrix Codes (Insert in Matrix box below): Drinking Water (DW), Ground Water (GW), Wastewater (WW), Product (P), Soil/Solid (SL), Oil (OL), Wipe (WP), Air (AR), Tissue (TS), Bioassay (B), Vapor (V), Other (OT)

Customer Sample ID	Matrix *	Comp / Grab	Collected (or Composite Start) Date	Collected (or Composite Start) Time	Composite End Date	Composite End Time	Res Cl	# of Ctns	VOCs 6200B	MADEP VPH	Lead
13800_NC_RD_20200924	DW	G	9/24/20	1545				6	X	X	X

** Preservative Types: (1) nitric acid, (2) sulfuric acid, (3) hydrochloric acid, (4) sodium hydroxide, (5) zinc acetate, (6) methanol, (7) sodium bisulfate, (8) sodium thiosulfate, (9) hexane, (A) ascorbic acid, (B) ammonium sulfate, (C) ammonium hydroxide, (D) TSP, (U) Unpreserved, (O) Other ____

Analyses

Lab Profile/Line:

Lab Sample Receipt Checklist:

Custody Seals Present/Intact	Y (N) NA
Custody Signatures Present	(Y) N NA
Collector Signature Present	(Y) N NA
Bottles Intact	(Y) N NA
Correct Bottles	(Y) N NA
Sufficient Volume	(Y) N NA
Samples Received on Ice	(Y) N NA
VOA - Headspace Acceptable	(Y) N NA
USDA Regulated Soils	Y N (NA)
Samples in Holding Time	(Y) N NA
Residual Chlorine Present	Y N (NA)
Cl Strips: ____	
Sample pH Acceptable	(Y) N NA
pH Strips: ____	
Sulfide Present	Y N (NA)
Lead Acetate Strips: ____	

LAB USE ONLY:
Lab Sample # / Comments:

92497411 001

Customer Remarks / Special Conditions / Possible Hazards:

Type of Ice Used: (Wet) Blue Dry None

Packing Material Used:

Radchem sample(s) screened (<500 cpm): Y N (NA)

SHORT HOLDS PRESENT (<72 hours): Y (N) N/A

Lab Tracking #: 2560443

Samples received via: FEDEX UPS (Client) Courier Pace Courier

Lab Sample Temperature Info:
Temp Blank Received: Y (N) NA
Therm ID#: 3 2 to 61
Cooler 1 Temp Upon Receipt: 4 oC
Cooler 1 Therm Corr. Factor: 0 oC
Cooler 1 Corrected Temp: 4 oC
Comments:

Relinquished by/Company: (Signature)	Date/Time:	Received by/Company: (Signature)	Date/Time:
Naomi Fretz / Apex	9/25/20 1210	MJ Apex ATL	9-25-20 12:10
Relinquished by/Company: (Signature)	Date/Time:	Received by/Company: (Signature)	Date/Time:
Relinquished by/Company: (Signature)	Date/Time:	Received by/Company: (Signature)	Date/Time:

MTJL LAB USE ONLY
Table #:
Acctnum:
Template:
Prelogin:
PM:
PB:

Trip Blank Received: Y (N) NA
HCL MeOH TSP Other

Non Conformance(s): YES (NO) Page: ____ of: ____

Pace Analytical Services, LLC
9800 Kincey Ave. Suite 100
Huntersville, NC 28078
(704)875-9092

September 29, 2020

Andrew Street
Apex Companies - NC
5900 Northwoods Business Pkwy
Suite 5900-0
Charlotte, NC 28269

RE: Project: 2020-L1-2448 Incident
Pace Project No.: 92497412

Dear Andrew Street:

Enclosed are the analytical results for sample(s) received by the laboratory on September 25, 2020. The results relate only to the samples included in this report. Results reported herein conform to the applicable TNI/NELAC Standards and the laboratory's Quality Manual, where applicable, unless otherwise noted in the body of the report.

The test results provided in this final report were generated by each of the following laboratories within the Pace Network:

- Pace National - Mt. Juliet
- Pace Analytical Services - Asheville
- Pace Analytical Services - Charlotte

If you have any questions concerning this report, please feel free to contact me.

Sincerely,

Angela M. Baioni

Angela Baioni
angela.baioni@pacelabs.com
(704)875-9092
Project Manager

Enclosures

cc: J Culbreath, Colonial Pipeline Company
Robert Hughes, Colonial Pipeline
Margaret King, APEX Companies, LLC
Emily Little, Apex Companies
Jeff Morrison, Colonial Pipeline Company
Tom Naumann, APEX Companies - NC
Joe Nicolette, Montrose-EPS
Christopher Schultz, Apex Companies
Alex Testoff, Montrose-EPS
Michael Verdon, Colonial Pipeline Company
JM Wyatt, Colonial Pipeline Company

This report shall not be reproduced, except in full,
without the written consent of Pace Analytical Services, LLC.

Pace Analytical Services, LLC
9800 Kincey Ave. Suite 100
Huntersville, NC 28078
(704)875-9092

CERTIFICATIONS

Project: 2020-L1-2448 Incident
Pace Project No.: 92497412

Pace Analytical Services National

12065 Lebanon Road, Mt. Juliet, TN 37122
Alabama Certification #: 40660
Alaska Certification 17-026
Arizona Certification #: AZ0612
Arkansas Certification #: 88-0469
California Certification #: 2932
Canada Certification #: 1461.01
Colorado Certification #: TN00003
Connecticut Certification #: PH-0197
DOD Certification: #1461.01
EPA# TN00003
Florida Certification #: E87487
Georgia DW Certification #: 923
Georgia Certification: NELAP
Idaho Certification #: TN00003
Illinois Certification #: 200008
Indiana Certification #: C-TN-01
Iowa Certification #: 364
Kansas Certification #: E-10277
Kentucky UST Certification #: 16
Kentucky Certification #: 90010
Louisiana Certification #: AI30792
Louisiana DW Certification #: LA180010
Maine Certification #: TN0002
Maryland Certification #: 324
Massachusetts Certification #: M-TN003
Michigan Certification #: 9958
Minnesota Certification #: 047-999-395
Mississippi Certification #: TN00003
Missouri Certification #: 340
Montana Certification #: CERT0086
Nebraska Certification #: NE-OS-15-05
Nevada Certification #: TN-03-2002-34
New Hampshire Certification #: 2975
New Jersey Certification #: TN002
New Mexico DW Certification
New York Certification #: 11742
North Carolina Aquatic Toxicity Certification #: 41
North Carolina Drinking Water Certification #: 21704
North Carolina Environmental Certificate #: 375
North Dakota Certification #: R-140
Ohio VAP Certification #: CL0069
Oklahoma Certification #: 9915
Oregon Certification #: TN200002
Pennsylvania Certification #: 68-02979
Rhode Island Certification #: LAO00356
South Carolina Certification #: 84004
South Dakota Certification
Tennessee DW/Chem/Micro Certification #: 2006
Texas Certification #: T 104704245-17-14
Texas Mold Certification #: LAB0152
USDA Soil Permit #: P330-15-00234
Utah Certification #: TN00003
Vermont Dept. of Health: ID# VT-2006
Virginia Certification #: VT2006
Virginia Certification #: 460132
Washington Certification #: C847
West Virginia Certification #: 233
Wisconsin Certification #: 9980939910
Wyoming UST Certification #: via A2LA 2926.01
A2LA-ISO 17025 Certification #: 1461.01
A2LA-ISO 17025 Certification #: 1461.02
AIHA-LAP/LLC EMLAP Certification #:100789

Pace Analytical Services Charlotte

9800 Kincey Ave. Ste 100, Huntersville, NC 28078
Louisiana/NELAP Certification # LA170028
North Carolina Drinking Water Certification #: 37706
North Carolina Field Services Certification #: 5342
North Carolina Wastewater Certification #: 12
South Carolina Certification #: 99006001
Florida/NELAP Certification #: E87627
Kentucky UST Certification #: 84
Virginia/VELAP Certification #: 460221

Pace Analytical Services Asheville

2225 Riverside Drive, Asheville, NC 28804
Florida/NELAP Certification #: E87648
Massachusetts Certification #: M-NC030
North Carolina Drinking Water Certification #: 37712
North Carolina Wastewater Certification #: 40
South Carolina Certification #: 99030001
Virginia/VELAP Certification #: 460222

REPORT OF LABORATORY ANALYSIS

This report shall not be reproduced, except in full,
without the written consent of Pace Analytical Services, LLC.

Pace Analytical Services, LLC
9800 Kincey Ave. Suite 100
Huntersville, NC 28078
(704)875-9092

SAMPLE ANALYTE COUNT

Project: 2020-L1-2448 Incident
Pace Project No.: 92497412

Lab ID	Sample ID	Method	Analysts	Analytes Reported	Laboratory
92497412001	**13926B_HC_RD 20200924**	MADEP VPH	DWR	6	PAN
		EPA 6010D	DS	1	PASI-A
		SM 6200B	SAS	63	PASI-C

PAN = Pace National - Mt. Juliet
PASI-A = Pace Analytical Services - Asheville
PASI-C = Pace Analytical Services - Charlotte

This report shall not be reproduced, except in full,
without the written consent of Pace Analytical Services, LLC.

Pace Analytical Services, LLC
9800 Kincey Ave. Suite 100
Huntersville, NC 28078
(704)875-9092

ANALYTICAL RESULTS

Project: 2020-L1-2448 Incident
Pace Project No.: 92497412

Sample: 13926B_HC_RD 20200924 **Lab ID: 92497412001** Collected: 09/24/20 17:15 Received: 09/25/20 12:10 Matrix: Water

Parameters	Results	Units	Report Limit	DF	Prepared	Analyzed	CAS No.	Qual
MADEPV	Analytical Method: MADEP VPH Preparation Method: MADEPV Pace National - Mt. Juliet							
Aliphatic (C05-C08)	ND	ug/L	100	1	09/27/20 07:55	09/27/20 07:55		
Aliphatic (C09-C12)	ND	ug/L	100	1	09/27/20 07:55	09/27/20 07:55		
Aromatic (C09-C10),Unadjusted	ND	ug/L	100	1	09/27/20 07:55	09/27/20 07:55	TPHC9C10A	
Total VPH	ND	ug/L	100	1	09/27/20 07:55	09/27/20 07:55	VPH	
Surrogates								
2,5-Dibromotoluene (FID)	94.6	%	70.0-130	1	09/27/20 07:55	09/27/20 07:55	615-59-8FID	
2,5-Dibromotoluene (PID)	84.7	%	70.0-130	1	09/27/20 07:55	09/27/20 07:55	615-59-8PID	
6010 MET ICP	Analytical Method: EPA 6010D Preparation Method: EPA 3010A Pace Analytical Services - Asheville							
Lead	ND	ug/L	5.0	1	09/26/20 00:58	09/27/20 16:29	7439-92-1	
6200B MSV	Analytical Method: SM 6200B Pace Analytical Services - Charlotte							
Benzene	ND	ug/L	0.50	1		09/26/20 18:34	71-43-2	
Bromobenzene	ND	ug/L	0.50	1		09/26/20 18:34	108-86-1	
Bromochloromethane	ND	ug/L	0.50	1		09/26/20 18:34	74-97-5	
Bromodichloromethane	ND	ug/L	0.50	1		09/26/20 18:34	75-27-4	
Bromoform	ND	ug/L	0.50	1		09/26/20 18:34	75-25-2	
Bromomethane	ND	ug/L	5.0	1		09/26/20 18:34	74-83-9	
n-Butylbenzene	ND	ug/L	0.50	1		09/26/20 18:34	104-51-8	
sec-Butylbenzene	ND	ug/L	0.50	1		09/26/20 18:34	135-98-8	
tert-Butylbenzene	ND	ug/L	0.50	1		09/26/20 18:34	98-06-6	
Carbon tetrachloride	ND	ug/L	0.50	1		09/26/20 18:34	56-23-5	
Chlorobenzene	ND	ug/L	0.50	1		09/26/20 18:34	108-90-7	
Chloroethane	ND	ug/L	1.0	1		09/26/20 18:34	75-00-3	
Chloroform	**9.8**	ug/L	0.50	1		09/26/20 18:34	67-66-3	
Chloromethane	ND	ug/L	1.0	1		09/26/20 18:34	74-87-3	
2-Chlorotoluene	ND	ug/L	0.50	1		09/26/20 18:34	95-49-8	
4-Chlorotoluene	ND	ug/L	0.50	1		09/26/20 18:34	106-43-4	
1,2-Dibromo-3-chloropropane	ND	ug/L	1.0	1		09/26/20 18:34	96-12-8	
Dibromochloromethane	ND	ug/L	0.50	1		09/26/20 18:34	124-48-1	
1,2-Dibromoethane (EDB)	ND	ug/L	0.50	1		09/26/20 18:34	106-93-4	
Dibromomethane	ND	ug/L	0.50	1		09/26/20 18:34	74-95-3	
1,2-Dichlorobenzene	ND	ug/L	0.50	1		09/26/20 18:34	95-50-1	
1,3-Dichlorobenzene	ND	ug/L	0.50	1		09/26/20 18:34	541-73-1	
1,4-Dichlorobenzene	ND	ug/L	0.50	1		09/26/20 18:34	106-46-7	
Dichlorodifluoromethane	ND	ug/L	0.50	1		09/26/20 18:34	75-71-8	
1,1-Dichloroethane	ND	ug/L	0.50	1		09/26/20 18:34	75-34-3	
1,2-Dichloroethane	ND	ug/L	0.50	1		09/26/20 18:34	107-06-2	
1,1-Dichloroethene	ND	ug/L	0.50	1		09/26/20 18:34	75-35-4	
cis-1,2-Dichloroethene	ND	ug/L	0.50	1		09/26/20 18:34	156-59-2	
trans-1,2-Dichloroethene	ND	ug/L	0.50	1		09/26/20 18:34	156-60-5	
1,2-Dichloropropane	ND	ug/L	0.50	1		09/26/20 18:34	78-87-5	
1,3-Dichloropropane	ND	ug/L	0.50	1		09/26/20 18:34	142-28-9	
2,2-Dichloropropane	ND	ug/L	0.50	1		09/26/20 18:34	594-20-7	

REPORT OF LABORATORY ANALYSIS

This report shall not be reproduced, except in full,
without the written consent of Pace Analytical Services, LLC.

Pace Analytical Services, LLC
9800 Kincey Ave. Suite 100
Huntersville, NC 28078
(704)875-9092

ANALYTICAL RESULTS

Project: 2020-L1-2448 Incident
Pace Project No.: 92497412

Sample: 13926B_HC_RD 20200924 **Lab ID: 92497412001** Collected: 09/24/20 17:15 Received: 09/25/20 12:10 Matrix: Water

Parameters	Results	Units	Report Limit	DF	Prepared	Analyzed	CAS No.	Qual
6200B MSV	Analytical Method: SM 6200B Pace Analytical Services - Charlotte							
1,1-Dichloropropene	ND	ug/L	0.50	1		09/26/20 18:34	563-58-6	
cis-1,3-Dichloropropene	ND	ug/L	0.50	1		09/26/20 18:34	10061-01-5	
trans-1,3-Dichloropropene	ND	ug/L	0.50	1		09/26/20 18:34	10061-02-6	
Diisopropyl ether	ND	ug/L	0.50	1		09/26/20 18:34	108-20-3	
Ethylbenzene	ND	ug/L	0.50	1		09/26/20 18:34	100-41-4	
Hexachloro-1,3-butadiene	ND	ug/L	2.0	1		09/26/20 18:34	87-68-3	
Isopropylbenzene (Cumene)	ND	ug/L	0.50	1		09/26/20 18:34	98-82-8	
Methylene Chloride	ND	ug/L	2.0	1		09/26/20 18:34	75-09-2	
Methyl-tert-butyl ether	ND	ug/L	0.50	1		09/26/20 18:34	1634-04-4	
Naphthalene	ND	ug/L	2.0	1		09/26/20 18:34	91-20-3	
n-Propylbenzene	ND	ug/L	0.50	1		09/26/20 18:34	103-65-1	
Styrene	ND	ug/L	0.50	1		09/26/20 18:34	100-42-5	
1,1,1,2-Tetrachloroethane	ND	ug/L	0.50	1		09/26/20 18:34	630-20-6	
1,1,2,2-Tetrachloroethane	ND	ug/L	0.50	1		09/26/20 18:34	79-34-5	
Tetrachloroethene	ND	ug/L	0.50	1		09/26/20 18:34	127-18-4	
Toluene	ND	ug/L	0.50	1		09/26/20 18:34	108-88-3	
1,2,3-Trichlorobenzene	ND	ug/L	2.0	1		09/26/20 18:34	87-61-6	
1,2,4-Trichlorobenzene	ND	ug/L	2.0	1		09/26/20 18:34	120-82-1	
1,1,1-Trichloroethane	ND	ug/L	0.50	1		09/26/20 18:34	71-55-6	
1,1,2-Trichloroethane	ND	ug/L	0.50	1		09/26/20 18:34	79-00-5	
Trichloroethene	ND	ug/L	0.50	1		09/26/20 18:34	79-01-6	
Trichlorofluoromethane	ND	ug/L	1.0	1		09/26/20 18:34	75-69-4	
1,2,3-Trichloropropane	ND	ug/L	0.50	1		09/26/20 18:34	96-18-4	
1,2,4-Trimethylbenzene	ND	ug/L	0.50	1		09/26/20 18:34	95-63-6	
1,3,5-Trimethylbenzene	ND	ug/L	0.50	1		09/26/20 18:34	108-67-8	
Vinyl chloride	ND	ug/L	1.0	1		09/26/20 18:34	75-01-4	
m&p-Xylene	ND	ug/L	1.0	1		09/26/20 18:34	179601-23-1	
o-Xylene	ND	ug/L	0.50	1		09/26/20 18:34	95-47-6	
Surrogates								
1,2-Dichloroethane-d4 (S)	101	%	70-130	1		09/26/20 18:34	17060-07-0	
4-Bromofluorobenzene (S)	102	%	70-130	1		09/26/20 18:34	460-00-4	
Toluene-d8 (S)	104	%	70-130	1		09/26/20 18:34	2037-26-5	

REPORT OF LABORATORY ANALYSIS

This report shall not be reproduced, except in full,
without the written consent of Pace Analytical Services, LLC.

Pace Analytical Services, LLC
9800 Kincey Ave. Suite 100
Huntersville, NC 28078
(704)875-9092

QUALITY CONTROL DATA

Project: 2020-L1-2448 Incident
Pace Project No.: 92497412

QC Batch: 1549893
QC Batch Method: MADEPV
Analysis Method: MADEP VPH
Analysis Description: MADEPV
Laboratory: Pace National - Mt. Juliet
Associated Lab Samples: 92497412001

METHOD BLANK: R3575310-2 Matrix: Water
Associated Lab Samples: 92497412001

Parameter	Units	Blank Result	Reporting Limit	Analyzed	Qualifiers
Aliphatic (C05-C08)	ug/L	ND	100	09/26/20 21:19	
Aliphatic (C09-C12)	ug/L	ND	100	09/26/20 21:19	
Aromatic (C09-C10),Unadjusted	ug/L	ND	100	09/26/20 21:19	
Total VPH	ug/L	ND	100	09/26/20 21:19	
2,5-Dibromotoluene (FID)	%	157	70.0-130	09/26/20 21:19	ST
2,5-Dibromotoluene (PID)	%	157	70.0-130	09/26/20 21:19	ST

METHOD BLANK: R3575310-4 Matrix: Water
Associated Lab Samples: 92497412001

Parameter	Units	Blank Result	Reporting Limit	Analyzed	Qualifiers
Aliphatic (C05-C08)	ug/L	ND	100	09/27/20 02:22	
Aliphatic (C09-C12)	ug/L	ND	100	09/27/20 02:22	
Aromatic (C09-C10),Unadjusted	ug/L	ND	100	09/27/20 02:22	
Total VPH	ug/L	ND	100	09/27/20 02:22	
2,5-Dibromotoluene (FID)	%	89.4	70.0-130	09/27/20 02:22	
2,5-Dibromotoluene (PID)	%	77.9	70.0-130	09/27/20 02:22	

LABORATORY CONTROL SAMPLE & LCSD: R3575310-1 R3575310-3

Parameter	Units	Spike Conc.	LCS Result	LCSD Result	LCS % Rec	LCSD % Rec	% Rec Limits	RPD	Max RPD	Qualifiers
Aliphatic (C05-C08)	ug/L	1200	1110	1150	92.5	95.8	70.0-130	3.54	25	
Aliphatic (C09-C12)	ug/L	1400	1380	1630	98.6	116	70.0-130	16.6	25	
Aromatic (C09-C10),Unadjusted	ug/L	200	230	256	115	128	70.0-130	10.7	25	
Total VPH	ug/L	2800	2720	3040	97.1	109	70.0-130	11.1	25	
2,5-Dibromotoluene (FID)	%				100	97.5	70.0-130			
2,5-Dibromotoluene (PID)	%				101	85.4	70.0-130			

Results presented on this page are in the units indicated by the "Units" column except where an alternate unit is presented to the right of the result.

REPORT OF LABORATORY ANALYSIS

This report shall not be reproduced, except in full,
without the written consent of Pace Analytical Services, LLC.

Pace Analytical Services, LLC
9800 Kincey Ave. Suite 100
Huntersville, NC 28078
(704)875-9092

QUALITY CONTROL DATA

Project: 2020-L1-2448 Incident
Pace Project No.: 92497412

QC Batch: 569158
QC Batch Method: EPA 3010A
Analysis Method: EPA 6010D
Analysis Description: 6010 MET
Laboratory: Pace Analytical Services - Asheville
Associated Lab Samples: 92497412001

METHOD BLANK: 3015787 Matrix: Water
Associated Lab Samples: 92497412001

Parameter	Units	Blank Result	Reporting Limit	Analyzed	Qualifiers
Lead	ug/L	ND	5.0	09/27/20 15:44	

LABORATORY CONTROL SAMPLE: 3015788

Parameter	Units	Spike Conc.	LCS Result	LCS % Rec	% Rec Limits	Qualifiers
Lead	ug/L	500	482	96	80-120	

MATRIX SPIKE & MATRIX SPIKE DUPLICATE: 3015789 3015790

Parameter	Units	92497401001 Result	MS Spike Conc.	MSD Spike Conc.	MS Result	MSD Result	MS % Rec	MSD % Rec	% Rec Limits	RPD	Qual
Lead	ug/L	ND	500	500	518	520	103	103	75-125	0	

Results presented on this page are in the units indicated by the "Units" column except where an alternate unit is presented to the right of the result.

REPORT OF LABORATORY ANALYSIS

This report shall not be reproduced, except in full,
without the written consent of Pace Analytical Services, LLC.

Pace Analytical Services, LLC
9800 Kincey Ave. Suite 100
Huntersville, NC 28078
(704)875-9092

QUALITY CONTROL DATA

Project: 2020-L1-2448 Incident
Pace Project No.: 92497412

QC Batch: 569141
QC Batch Method: SM 6200B
Analysis Method: SM 6200B
Analysis Description: 6200B MSV
Laboratory: Pace Analytical Services - Charlotte

Associated Lab Samples: 92497412001

METHOD BLANK: 3015736 Matrix: Water
Associated Lab Samples: 92497412001

Parameter	Units	Blank Result	Reporting Limit	Analyzed	Qualifiers
1,1,1,2-Tetrachloroethane	ug/L	ND	0.50	09/26/20 13:34	
1,1,1-Trichloroethane	ug/L	ND	0.50	09/26/20 13:34	
1,1,2,2-Tetrachloroethane	ug/L	ND	0.50	09/26/20 13:34	
1,1,2-Trichloroethane	ug/L	ND	0.50	09/26/20 13:34	
1,1-Dichloroethane	ug/L	ND	0.50	09/26/20 13:34	
1,1-Dichloroethene	ug/L	ND	0.50	09/26/20 13:34	
1,1-Dichloropropene	ug/L	ND	0.50	09/26/20 13:34	
1,2,3-Trichlorobenzene	ug/L	ND	2.0	09/26/20 13:34	
1,2,3-Trichloropropane	ug/L	ND	0.50	09/26/20 13:34	
1,2,4-Trichlorobenzene	ug/L	ND	2.0	09/26/20 13:34	
1,2,4-Trimethylbenzene	ug/L	ND	0.50	09/26/20 13:34	
1,2-Dibromo-3-chloropropane	ug/L	ND	1.0	09/26/20 13:34	
1,2-Dibromoethane (EDB)	ug/L	ND	0.50	09/26/20 13:34	
1,2-Dichlorobenzene	ug/L	ND	0.50	09/26/20 13:34	
1,2-Dichloroethane	ug/L	ND	0.50	09/26/20 13:34	
1,2-Dichloropropane	ug/L	ND	0.50	09/26/20 13:34	
1,3,5-Trimethylbenzene	ug/L	ND	0.50	09/26/20 13:34	
1,3-Dichlorobenzene	ug/L	ND	0.50	09/26/20 13:34	
1,3-Dichloropropane	ug/L	ND	0.50	09/26/20 13:34	
1,4-Dichlorobenzene	ug/L	ND	0.50	09/26/20 13:34	
2,2-Dichloropropane	ug/L	ND	0.50	09/26/20 13:34	
2-Chlorotoluene	ug/L	ND	0.50	09/26/20 13:34	
4-Chlorotoluene	ug/L	ND	0.50	09/26/20 13:34	
Benzene	ug/L	ND	0.50	09/26/20 13:34	
Bromobenzene	ug/L	ND	0.50	09/26/20 13:34	
Bromochloromethane	ug/L	ND	0.50	09/26/20 13:34	
Bromodichloromethane	ug/L	ND	0.50	09/26/20 13:34	
Bromoform	ug/L	ND	0.50	09/26/20 13:34	
Bromomethane	ug/L	ND	5.0	09/26/20 13:34	
Carbon tetrachloride	ug/L	ND	0.50	09/26/20 13:34	
Chlorobenzene	ug/L	ND	0.50	09/26/20 13:34	
Chloroethane	ug/L	ND	1.0	09/26/20 13:34	
Chloroform	ug/L	ND	0.50	09/26/20 13:34	
Chloromethane	ug/L	ND	1.0	09/26/20 13:34	
cis-1,2-Dichloroethene	ug/L	ND	0.50	09/26/20 13:34	
cis-1,3-Dichloropropene	ug/L	ND	0.50	09/26/20 13:34	
Dibromochloromethane	ug/L	ND	0.50	09/26/20 13:34	
Dibromomethane	ug/L	ND	0.50	09/26/20 13:34	
Dichlorodifluoromethane	ug/L	ND	0.50	09/26/20 13:34	
Diisopropyl ether	ug/L	ND	0.50	09/26/20 13:34	

Results presented on this page are in the units indicated by the "Units" column except where an alternate unit is presented to the right of the result.

REPORT OF LABORATORY ANALYSIS

This report shall not be reproduced, except in full,
without the written consent of Pace Analytical Services, LLC.

Pace Analytical Services, LLC
9800 Kincey Ave. Suite 100
Huntersville, NC 28078
(704)875-9092

QUALITY CONTROL DATA

Project: 2020-L1-2448 Incident
Pace Project No.: 92497412

METHOD BLANK: 3015736 Matrix: Water
Associated Lab Samples: 92497412001

Parameter	Units	Blank Result	Reporting Limit	Analyzed	Qualifiers
Ethylbenzene	ug/L	ND	0.50	09/26/20 13:34	
Hexachloro-1,3-butadiene	ug/L	ND	2.0	09/26/20 13:34	
Isopropylbenzene (Cumene)	ug/L	ND	0.50	09/26/20 13:34	
m&p-Xylene	ug/L	ND	1.0	09/26/20 13:34	
Methyl-tert-butyl ether	ug/L	ND	0.50	09/26/20 13:34	
Methylene Chloride	ug/L	ND	2.0	09/26/20 13:34	
n-Butylbenzene	ug/L	ND	0.50	09/26/20 13:34	
n-Propylbenzene	ug/L	ND	0.50	09/26/20 13:34	
Naphthalene	ug/L	ND	2.0	09/26/20 13:34	
o-Xylene	ug/L	ND	0.50	09/26/20 13:34	
sec-Butylbenzene	ug/L	ND	0.50	09/26/20 13:34	
Styrene	ug/L	ND	0.50	09/26/20 13:34	
tert-Butylbenzene	ug/L	ND	0.50	09/26/20 13:34	
Tetrachloroethene	ug/L	ND	0.50	09/26/20 13:34	
Toluene	ug/L	ND	0.50	09/26/20 13:34	
trans-1,2-Dichloroethene	ug/L	ND	0.50	09/26/20 13:34	
trans-1,3-Dichloropropene	ug/L	ND	0.50	09/26/20 13:34	
Trichloroethene	ug/L	ND	0.50	09/26/20 13:34	
Trichlorofluoromethane	ug/L	ND	1.0	09/26/20 13:34	
Vinyl chloride	ug/L	ND	1.0	09/26/20 13:34	
1,2-Dichloroethane-d4 (S)	%	99	70-130	09/26/20 13:34	
4-Bromofluorobenzene (S)	%	101	70-130	09/26/20 13:34	
Toluene-d8 (S)	%	102	70-130	09/26/20 13:34	

LABORATORY CONTROL SAMPLE: 3015737

Parameter	Units	Spike Conc.	LCS Result	LCS % Rec	% Rec Limits	Qualifiers
1,1,1,2-Tetrachloroethane	ug/L	50	48.2	96	60-140	
1,1,1-Trichloroethane	ug/L	50	52.6	105	60-140	
1,1,2,2-Tetrachloroethane	ug/L	50	51.6	103	60-140	
1,1,2-Trichloroethane	ug/L	50	51.1	102	60-140	
1,1-Dichloroethane	ug/L	50	51.1	102	60-140	
1,1-Dichloroethene	ug/L	50	52.2	104	60-140	
1,1-Dichloropropene	ug/L	50	48.6	97	60-140	
1,2,3-Trichlorobenzene	ug/L	50	52.5	105	60-140	
1,2,3-Trichloropropane	ug/L	50	50.2	100	60-140	
1,2,4-Trichlorobenzene	ug/L	50	52.1	104	60-140	
1,2,4-Trimethylbenzene	ug/L	50	50.4	101	60-140	
1,2-Dibromo-3-chloropropane	ug/L	50	47.7	95	60-140	
1,2-Dibromoethane (EDB)	ug/L	50	58.9	118	60-140	
1,2-Dichlorobenzene	ug/L	50	51.6	103	60-140	
1,2-Dichloroethane	ug/L	50	49.7	99	60-140	
1,2-Dichloropropane	ug/L	50	55.1	110	60-140	
1,3,5-Trimethylbenzene	ug/L	50	50.0	100	60-140	

Results presented on this page are in the units indicated by the "Units" column except where an alternate unit is presented to the right of the result.

REPORT OF LABORATORY ANALYSIS

This report shall not be reproduced, except in full,
without the written consent of Pace Analytical Services, LLC.

Pace Analytical Services, LLC
9800 Kincey Ave. Suite 100
Huntersville, NC 28078
(704)875-9092

QUALITY CONTROL DATA

Project: 2020-L1-2448 Incident
Pace Project No.: 92497412

LABORATORY CONTROL SAMPLE: 3015737

Parameter	Units	Spike Conc.	LCS Result	LCS % Rec	% Rec Limits	Qualifiers
1,3-Dichlorobenzene	ug/L	50	51.7	103	60-140	
1,3-Dichloropropane	ug/L	50	54.8	110	60-140	
1,4-Dichlorobenzene	ug/L	50	51.7	103	60-140	
2,2-Dichloropropane	ug/L	50	53.0	106	60-140	
2-Chlorotoluene	ug/L	50	50.5	101	60-140	
4-Chlorotoluene	ug/L	50	50.2	100	60-140	
Benzene	ug/L	50	52.6	105	60-140	
Bromobenzene	ug/L	50	49.0	98	60-140	
Bromochloromethane	ug/L	50	59.5	119	60-140	
Bromodichloromethane	ug/L	50	53.2	106	60-140	
Bromoform	ug/L	50	48.2	96	60-140	
Bromomethane	ug/L	50	46.1	92	60-140	
Carbon tetrachloride	ug/L	50	55.3	111	60-140	
Chlorobenzene	ug/L	50	50.9	102	60-140	
Chloroethane	ug/L	50	49.2	98	60-140	
Chloroform	ug/L	50	55.0	110	60-140	
Chloromethane	ug/L	50	35.0	70	60-140	
cis-1,2-Dichloroethene	ug/L	50	50.8	102	60-140	
cis-1,3-Dichloropropene	ug/L	50	52.3	105	60-140	
Dibromochloromethane	ug/L	50	51.3	103	60-140	
Dibromomethane	ug/L	50	55.1	110	60-140	
Dichlorodifluoromethane	ug/L	50	52.1	104	60-140	
Diisopropyl ether	ug/L	50	45.6	91	60-140	
Ethylbenzene	ug/L	50	51.4	103	60-140	
Hexachloro-1,3-butadiene	ug/L	50	55.4	111	60-140	
Isopropylbenzene (Cumene)	ug/L	50	50.6	101	60-140	
m&p-Xylene	ug/L	100	102	102	60-140	
Methyl-tert-butyl ether	ug/L	50	59.9	120	60-140	
Methylene Chloride	ug/L	50	39.1	78	60-140	
n-Butylbenzene	ug/L	50	50.3	101	60-140	
n-Propylbenzene	ug/L	50	50.2	100	60-140	
Naphthalene	ug/L	50	51.6	103	60-140	
o-Xylene	ug/L	50	50.7	101	60-140	
sec-Butylbenzene	ug/L	50	49.7	99	60-140	
Styrene	ug/L	50	53.1	106	60-140	
tert-Butylbenzene	ug/L	50	44.7	89	60-140	
Tetrachloroethene	ug/L	50	54.3	109	60-140	
Toluene	ug/L	50	51.1	102	60-140	
trans-1,2-Dichloroethene	ug/L	50	51.6	103	60-140	
trans-1,3-Dichloropropene	ug/L	50	51.1	102	60-140	
Trichloroethene	ug/L	50	56.5	113	60-140	
Trichlorofluoromethane	ug/L	50	52.0	104	60-140	
Vinyl chloride	ug/L	50	43.4	87	60-140	
1,2-Dichloroethane-d4 (S)	%			98	70-130	
4-Bromofluorobenzene (S)	%			102	70-130	
Toluene-d8 (S)	%			99	70-130	

Results presented on this page are in the units indicated by the "Units" column except where an alternate unit is presented to the right of the result.

REPORT OF LABORATORY ANALYSIS

This report shall not be reproduced, except in full,
without the written consent of Pace Analytical Services, LLC.

Pace Analytical Services, LLC
9800 Kincey Ave. Suite 100
Huntersville, NC 28078
(704)875-9092

QUALITY CONTROL DATA

Project: 2020-L1-2448 Incident
Pace Project No.: 92497412

MATRIX SPIKE & MATRIX SPIKE DUPLICATE: 3015738 3015739

Parameter	Units	92497412001 Result	MS Spike Conc.	MSD Spike Conc.	MS Result	MSD Result	MS % Rec	MSD % Rec	% Rec Limits	RPD	Qual
1,1,1,2-Tetrachloroethane	ug/L	ND	20	20	20.3	18.8	102	94	60-140	8	
1,1,1-Trichloroethane	ug/L	ND	20	20	21.6	20.4	108	102	60-140	6	
1,1,2,2-Tetrachloroethane	ug/L	ND	20	20	20.7	19.4	103	97	60-140	6	
1,1,2-Trichloroethane	ug/L	ND	20	20	20.7	19.3	104	96	60-140	7	
1,1-Dichloroethane	ug/L	ND	20	20	20.7	20.0	103	100	60-140	3	
1,1-Dichloroethene	ug/L	ND	20	20	22.6	20.4	113	102	60-140	10	
1,1-Dichloropropene	ug/L	ND	20	20	21.1	19.9	106	99	60-140	6	
1,2,3-Trichlorobenzene	ug/L	ND	20	20	18.2	17.9	91	90	60-140	1	
1,2,3-Trichloropropane	ug/L	ND	20	20	19.9	18.3	99	91	60-140	8	
1,2,4-Trichlorobenzene	ug/L	ND	20	20	17.4	16.5	87	83	60-140	5	
1,2,4-Trimethylbenzene	ug/L	ND	20	20	18.0	16.2	90	81	60-140	11	
1,2-Dibromo-3-chloropropane	ug/L	ND	20	20	20.9	20.6	104	103	60-140	1	
1,2-Dibromoethane (EDB)	ug/L	ND	20	20	21.7	19.9	108	100	60-140	8	
1,2-Dichlorobenzene	ug/L	ND	20	20	19.9	17.7	99	88	60-140	12	
1,2-Dichloroethane	ug/L	ND	20	20	19.5	18.0	97	90	60-140	8	
1,2-Dichloropropane	ug/L	ND	20	20	21.8	20.2	109	101	60-140	8	
1,3,5-Trimethylbenzene	ug/L	ND	20	20	18.8	18.0	94	90	60-140	4	
1,3-Dichlorobenzene	ug/L	ND	20	20	18.8	17.2	94	86	60-140	9	
1,3-Dichloropropane	ug/L	ND	20	20	21.2	20.1	106	100	60-140	6	
1,4-Dichlorobenzene	ug/L	ND	20	20	19.6	18.5	98	93	60-140	5	
2,2-Dichloropropane	ug/L	ND	20	20	14.2	13.1	71	65	60-140	8	
2-Chlorotoluene	ug/L	ND	20	20	18.8	17.4	94	87	60-140	8	
4-Chlorotoluene	ug/L	ND	20	20	18.9	16.5	94	83	60-140	13	
Benzene	ug/L	ND	20	20	21.0	19.1	105	96	60-140	9	
Bromobenzene	ug/L	ND	20	20	19.7	18.2	99	91	60-140	8	
Bromochloromethane	ug/L	ND	20	20	21.8	20.8	109	104	60-140	4	
Bromodichloromethane	ug/L	ND	20	20	19.9	18.4	99	92	60-140	8	
Bromoform	ug/L	ND	20	20	21.6	19.9	108	100	60-140	8	
Bromomethane	ug/L	ND	20	20	21.2	18.9	106	95	60-140	12	
Carbon tetrachloride	ug/L	ND	20	20	22.3	20.8	112	104	60-140	7	
Chlorobenzene	ug/L	ND	20	20	20.1	18.7	101	94	60-140	7	
Chloroethane	ug/L	ND	20	20	19.7	17.9	99	89	60-140	10	
Chloroform	ug/L	9.8	20	20	29.3	27.4	98	88	60-140	7	
Chloromethane	ug/L	ND	20	20	17.4	16.3	87	81	60-140	7	
cis-1,2-Dichloroethene	ug/L	ND	20	20	21.2	19.6	106	98	60-140	8	
cis-1,3-Dichloropropene	ug/L	ND	20	20	20.6	19.0	103	95	60-140	8	
Dibromochloromethane	ug/L	ND	20	20	20.9	19.6	105	98	60-140	7	
Dibromomethane	ug/L	ND	20	20	22.5	20.8	112	104	60-140	8	
Dichlorodifluoromethane	ug/L	ND	20	20	16.3	15.0	81	75	60-140	8	
Diisopropyl ether	ug/L	ND	20	20	19.8	18.4	99	92	60-140	8	
Ethylbenzene	ug/L	ND	20	20	19.7	18.1	99	90	60-140	9	
Hexachloro-1,3-butadiene	ug/L	ND	20	20	18.3	16.1	92	80	60-140	13	
Isopropylbenzene (Cumene)	ug/L	ND	20	20	19.3	18.1	96	91	60-140	6	
m&p-Xylene	ug/L	ND	40	40	39.2	36.0	98	90	60-140	9	
Methyl-tert-butyl ether	ug/L	ND	20	20	21.4	19.7	107	98	60-140	8	
Methylene Chloride	ug/L	ND	20	20	20.5	19.1	103	96	60-140	7	

Results presented on this page are in the units indicated by the "Units" column except where an alternate unit is presented to the right of the result.

REPORT OF LABORATORY ANALYSIS

This report shall not be reproduced, except in full,
without the written consent of Pace Analytical Services, LLC.

Pace Analytical Services, LLC
9800 Kincey Ave. Suite 100
Huntersville, NC 28078
(704)875-9092

QUALITY CONTROL DATA

Project: 2020-L1-2448 Incident
Pace Project No.: 92497412

MATRIX SPIKE & MATRIX SPIKE DUPLICATE: 3015738 3015739

Parameter	Units	92497412001 Result	MS Spike Conc.	MSD Spike Conc.	MS Result	MSD Result	MS % Rec	MSD % Rec	% Rec Limits	RPD	Qual
n-Butylbenzene	ug/L	ND	20	20	16.9	15.5	84	78	60-140	9	
n-Propylbenzene	ug/L	ND	20	20	18.4	17.4	92	87	60-140	6	
Naphthalene	ug/L	ND	20	20	18.4	17.7	92	89	60-140	4	
o-Xylene	ug/L	ND	20	20	20.0	18.1	100	91	60-140	10	
sec-Butylbenzene	ug/L	ND	20	20	18.2	17.9	91	89	60-140	2	
Styrene	ug/L	ND	20	20	19.8	18.3	99	91	60-140	8	
tert-Butylbenzene	ug/L	ND	20	20	15.8	15.1	79	75	60-140	5	
Tetrachloroethene	ug/L	ND	20	20	20.2	18.5	101	92	60-140	9	
Toluene	ug/L	ND	20	20	20.0	18.1	100	90	60-140	10	
trans-1,2-Dichloroethene	ug/L	ND	20	20	21.5	20.1	108	100	60-140	7	
trans-1,3-Dichloropropene	ug/L	ND	20	20	19.3	18.1	97	91	60-140	6	
Trichloroethene	ug/L	ND	20	20	22.1	20.0	111	100	60-140	10	
Trichlorofluoromethane	ug/L	ND	20	20	18.1	16.5	90	83	60-140	9	
Vinyl chloride	ug/L	ND	20	20	17.4	16.4	87	82	60-140	6	
1,2-Dichloroethane-d4 (S)	%						101	102	70-130		
4-Bromofluorobenzene (S)	%						99	100	70-130		
Toluene-d8 (S)	%						99	99	70-130		

Results presented on this page are in the units indicated by the "Units" column except where an alternate unit is presented to the right of the result.

REPORT OF LABORATORY ANALYSIS

This report shall not be reproduced, except in full,
without the written consent of Pace Analytical Services, LLC.

Pace Analytical Services, LLC
9800 Kincey Ave. Suite 100
Huntersville, NC 28078
(704)875-9092

QUALIFIERS

Project: 2020-L1-2448 Incident
Pace Project No.: 92497412

DEFINITIONS

DF - Dilution Factor, if reported, represents the factor applied to the reported data due to dilution of the sample aliquot.

ND - Not Detected at or above adjusted reporting limit.

TNTC - Too Numerous To Count

J - Estimated concentration above the adjusted method detection limit and below the adjusted reporting limit.

MDL - Adjusted Method Detection Limit.

PQL - Practical Quantitation Limit.

RL - Reporting Limit - The lowest concentration value that meets project requirements for quantitative data with known precision and bias for a specific analyte in a specific matrix.

S - Surrogate

1,2-Diphenylhydrazine decomposes to and cannot be separated from Azobenzene using Method 8270. The result for each analyte is a combined concentration.

Consistent with EPA guidelines, unrounded data are displayed and have been used to calculate % recovery and RPD values.

LCS(D) - Laboratory Control Sample (Duplicate)

MS(D) - Matrix Spike (Duplicate)

DUP - Sample Duplicate

RPD - Relative Percent Difference

NC - Not Calculable.

SG - Silica Gel - Clean-Up

U - Indicates the compound was analyzed for, but not detected.

Acid preservation may not be appropriate for 2 Chloroethylvinyl ether.

A separate vial preserved to a pH of 4-5 is recommended in SW846 Chapter 4 for the analysis of Acrolein and Acrylonitrile by EPA Method 8260.

N-Nitrosodiphenylamine decomposes and cannot be separated from Diphenylamine using Method 8270. The result reported for each analyte is a combined concentration.

Pace Analytical is TNI accredited. Contact your Pace PM for the current list of accredited analytes.

TNI - The NELAC Institute.

ANALYTE QUALIFIERS

ST	Surrogate recovery was above laboratory control limits. Results may be biased high.

This report shall not be reproduced, except in full,
without the written consent of Pace Analytical Services, LLC.

Pace Analytical Services, LLC
9800 Kincey Ave. Suite 100
Huntersville, NC 28078
(704)875-9092

QUALITY CONTROL DATA CROSS REFERENCE TABLE

Project: 2020-L1-2448 Incident
Pace Project No.: 92497412

Lab ID	Sample ID	QC Batch Method	QC Batch	Analytical Method	Analytical Batch
92497412001	**13926B_HC_RD 20200924**	MADEPV	1549893	MADEP VPH	1549893
92497412001	**13926B_HC_RD 20200924**	EPA 3010A	569158	EPA 6010D	569170
92497412001	**13926B_HC_RD 20200924**	SM 6200B	569141		

This report shall not be reproduced, except in full,
without the written consent of Pace Analytical Services, LLC.

Pace Analytical

CHAIN-OF-CUSTODY Analytical Request Document

Chain-of-Custody is a LEGAL DOCUMENT - Complete all relevent fields

LAB USE ... umber or

WO# : 92497412

92497412

Container Preservative Type **

Lab Project Manager:

** Preservative Types: (1) nitric acid, (2) sulfuric acid, (3) hydrochloric acid, (4) sodium hydroxide, (5) zinc acetate, (6) methanol, (7) sodium bisulfate, (8) sodium thiosulfate, (9) hexane, (A) ascorbic acid, (B) ammonium sulfate, (C) ammonium hydroxide, (D) TSP, (U) Unpreserved, (O) Other _____

Company: Apex Companies

Address:

Billing Information:

Report To: Andrew Street

Email To: Andrew.Street@apexcos.com

Copy To:

Site Collection Info/Address: 13926B Huntersville Concord Rd

Customer Project Name/Number: 2020-L1-2448

State: NC County/City: Huntersville Time Zone Collected: [ ] PT [ ] MT [ ] CT [ ] ET

Phone:
Email:

Site/Facility ID #:

Compliance Monitoring? [ ] Yes [ ] No

Collected By (print): Naomi Fretz

Purchase Order #:
Quote #:

DW PWS ID #:
DW Location Code:

Collected By (signature): Naomi Fretz

Turnaround Date Required: ASAP

Immediately Packed on Ice: [ ] Yes [ ] No

Sample Disposal:
[ ] Dispose as appropriate [ ] Return
[ ] Archive: _____
[ ] Hold: _____

Rush: [ ] Same Day [ ] Next Day [ ] 2 Day [ ] 3 Day [ ] 4 Day [ ] 5 Day (Expedite Charges Apply)

Field Filtered (if applicable): [ ] Yes [ ] No
Analysis: _____

* Matrix Codes (Insert in Matrix box below): Drinking Water (DW), Ground Water (GW), Wastewater (WW), Product (P), Soil/Solid (SL), Oil (OL), Wipe (WP), Air (AR), Tissue (TS), Bioassay (B), Vapor (V), Other (OT)

Analyses

Lab Profile/Line:

Lab Sample Receipt Checklist:

Custody Seals Present/Intact Y N NA
Custody Signatures Present Y N NA
Collector Signature Present Y N NA
Bottles Intact Y N NA
Correct Bottles Y N NA
Sufficient Volume Y N NA
Samples Received on Ice Y N NA
VOA - Headspace Acceptable Y N NA
USDA Regulated Soils Y N NA
Samples in Holding Time Y N NA
Residual Chlorine Present Y N NA
Cl Strips: _____
Sample pH Acceptable Y N NA
pH Strips: _____
Sulfide Present Y N NA
Lead Acetate Strips: _____

LAB USE ONLY:
Lab Sample # / Comments:
92497412

Customer Sample ID	Matrix *	Comp / Grab	Collected (or Composite Start) Date	Collected (or Composite Start) Time	Composite End Date	Composite End Time	Res Cl	# of Ctns	VOCs 6200B	MADEP VPH	Lead								Lab Sample # / Comments
13926B_HC_RD_20200924	DW	G	9/24/20	1715				8	X	X	X								92497412 OE/

Customer Remarks / Special Conditions / Possible Hazards:

Type of Ice Used: Wet Blue Dry None

Packing Material Used:

Radchem sample(s) screened (<500 cpm): Y N NA

SHORT HOLDS PRESENT (<72 hours): Y N N/A

Lab Tracking #: 2538710

Samples received via: FEDEX UPS Client Courier Pace Courier

Lab Sample Temperature Info:
Temp Blank Received: Y N NA
Therm ID#: 52T061
Cooler 1 Temp Upon Receipt: 4 oC
Cooler 1 Therm Corr. Factor: 0 oC
Cooler 1 Corrected Temp: 4 oC
Comments:

Relinquished by/Company: (Signature)	Date/Time:	Received by/Company: (Signature)	Date/Time:
Naomi Fretz / Apex	9/25/20 1210	MDG Pace HVL 9-25-20	12:10
Relinquished by/Company: (Signature)	Date/Time:	Received by/Company: (Signature)	Date/Time:
Relinquished by/Company: (Signature)	Date/Time:	Received by/Company: (Signature)	Date/Time:

MTJL LAB USE ONLY
Table #:
Acctnum:
Template:
Prelogin:
PM:
PB:

Trip Blank Received: Y N NA
HCL MeOH TSP Other

Non Conformance(s): YES / NO

Page: _____ of: _____

Pace Analytical Services, LLC
9800 Kincey Ave. Suite 100
Huntersville, NC 28078
(704)875-9092

September 29, 2020

Andrew Street
Apex Companies - NC
5900 Northwoods Business Pkwy
Suite 5900-0
Charlotte, NC 28269

RE: Project: 2020-L1-2448 Incident
Pace Project No.: 92497413

Dear Andrew Street:

Enclosed are the analytical results for sample(s) received by the laboratory on September 25, 2020. The results relate only to the samples included in this report. Results reported herein conform to the applicable TNI/NELAC Standards and the laboratory's Quality Manual, where applicable, unless otherwise noted in the body of the report.

The test results provided in this final report were generated by each of the following laboratories within the Pace Network:

- Pace National - Mt. Juliet
- Pace Analytical Services - Asheville
- Pace Analytical Services - Charlotte

If you have any questions concerning this report, please feel free to contact me.

Sincerely,

Angela M. Baioni

Angela Baioni
angela.baioni@pacelabs.com
(704)875-9092
Project Manager

Enclosures

cc: J Culbreath, Colonial Pipeline Company
Robert Hughes, Colonial Pipeline
Margaret King, APEX Companies, LLC
Emily Little, Apex Companies
Jeff Morrison, Colonial Pipeline Company
Tom Naumann, APEX Companies - NC
Joe Nicolette, Montrose-EPS
Christopher Schultz, Apex Companies
Alex Testoff, Montrose-EPS
Michael Verdon, Colonial Pipeline Company
JM Wyatt, Colonial Pipeline Company

This report shall not be reproduced, except in full,
without the written consent of Pace Analytical Services, LLC.

Pace Analytical Services, LLC
9800 Kincey Ave. Suite 100
Huntersville, NC 28078
(704)875-9092

CERTIFICATIONS

Project: 2020-L1-2448 Incident
Pace Project No.: 92497413

Pace Analytical Services National

12065 Lebanon Road, Mt. Juliet, TN 37122
Alabama Certification #: 40660
Alaska Certification 17-026
Arizona Certification #: AZ0612
Arkansas Certification #: 88-0469
California Certification #: 2932
Canada Certification #: 1461.01
Colorado Certification #: TN00003
Connecticut Certification #: PH-0197
DOD Certification: #1461.01
EPA# TN00003
Florida Certification #: E87487
Georgia DW Certification #: 923
Georgia Certification: NELAP
Idaho Certification #: TN00003
Illinois Certification #: 200008
Indiana Certification #: C-TN-01
Iowa Certification #: 364
Kansas Certification #: E-10277
Kentucky UST Certification #: 16
Kentucky Certification #: 90010
Louisiana Certification #: AI30792
Louisiana DW Certification #: LA180010
Maine Certification #: TN0002
Maryland Certification #: 324
Massachusetts Certification #: M-TN003
Michigan Certification #: 9958
Minnesota Certification #: 047-999-395
Mississippi Certification #: TN00003
Missouri Certification #: 340
Montana Certification #: CERT0086
Nebraska Certification #: NE-OS-15-05
Nevada Certification #: TN-03-2002-34
New Hampshire Certification #: 2975
New Jersey Certification #: TN002
New Mexico DW Certification
New York Certification #: 11742
North Carolina Aquatic Toxicity Certification #: 41
North Carolina Drinking Water Certification #: 21704
North Carolina Environmental Certificate #: 375
North Dakota Certification #: R-140
Ohio VAP Certification #: CL0069
Oklahoma Certification #: 9915
Oregon Certification #: TN200002
Pennsylvania Certification #: 68-02979
Rhode Island Certification #: LAO00356
South Carolina Certification #: 84004
South Dakota Certification
Tennessee DW/Chem/Micro Certification #: 2006
Texas Certification #: T 104704245-17-14
Texas Mold Certification #: LAB0152
USDA Soil Permit #: P330-15-00234
Utah Certification #: TN00003
Vermont Dept. of Health: ID# VT-2006
Virginia Certification #: VT2006
Virginia Certification #: 460132
Washington Certification #: C847
West Virginia Certification #: 233
Wisconsin Certification #: 9980939910
Wyoming UST Certification #: via A2LA 2926.01
A2LA-ISO 17025 Certification #: 1461.01
A2LA-ISO 17025 Certification #: 1461.02
AIHA-LAP/LLC EMLAP Certification #:100789

Pace Analytical Services Charlotte

9800 Kincey Ave. Ste 100, Huntersville, NC 28078
Louisiana/NELAP Certification # LA170028
North Carolina Drinking Water Certification #: 37706
North Carolina Field Services Certification #: 5342
North Carolina Wastewater Certification #: 12
South Carolina Certification #: 99006001
Florida/NELAP Certification #: E87627
Kentucky UST Certification #: 84
Virginia/VELAP Certification #: 460221

Pace Analytical Services Asheville

2225 Riverside Drive, Asheville, NC 28804
Florida/NELAP Certification #: E87648
Massachusetts Certification #: M-NC030
North Carolina Drinking Water Certification #: 37712
North Carolina Wastewater Certification #: 40
South Carolina Certification #: 99030001
Virginia/VELAP Certification #: 460222

REPORT OF LABORATORY ANALYSIS

This report shall not be reproduced, except in full,
without the written consent of Pace Analytical Services, LLC.

Pace Analytical Services, LLC
9800 Kincey Ave. Suite 100
Huntersville, NC 28078
(704)875-9092

SAMPLE ANALYTE COUNT

Project: 2020-L1-2448 Incident
Pace Project No.: 92497413

Lab ID	Sample ID	Method	Analysts	Analytes Reported	Laboratory
92497413001	**14226_HC_RD_20200924**	MADEP VPH	DWR	6	PAN
		EPA 6010D	DS	1	PASI-A
		SM 6200B	SAS	63	PASI-C

PAN = Pace National - Mt. Juliet
PASI-A = Pace Analytical Services - Asheville
PASI-C = Pace Analytical Services - Charlotte

This report shall not be reproduced, except in full,
without the written consent of Pace Analytical Services, LLC.

Pace Analytical Services, LLC
9800 Kincey Ave. Suite 100
Huntersville, NC 28078
(704)875-9092

ANALYTICAL RESULTS

Project: 2020-L1-2448 Incident
Pace Project No.: 92497413

Sample: 14226_HC_RD_20200924 **Lab ID: 92497413001** Collected: 09/24/20 10:05 Received: 09/25/20 12:10 Matrix: Water

Parameters	Results	Units	Report Limit	DF	Prepared	Analyzed	CAS No.	Qual
MADEPV	Analytical Method: MADEP VPH Preparation Method: MADEPV Pace National - Mt. Juliet							
Aliphatic (C05-C08)	ND	ug/L	100	1	09/27/20 03:28	09/27/20 03:28		
Aliphatic (C09-C12)	ND	ug/L	100	1	09/27/20 03:28	09/27/20 03:28		
Aromatic (C09-C10),Unadjusted	ND	ug/L	100	1	09/27/20 03:28	09/27/20 03:28	TPHC9C10A	
Total VPH	ND	ug/L	100	1	09/27/20 03:28	09/27/20 03:28	VPH	
Surrogates								
2,5-Dibromotoluene (FID)	93.3	%	70.0-130	1	09/27/20 03:28	09/27/20 03:28	615-59-8FID	
2,5-Dibromotoluene (PID)	83.4	%	70.0-130	1	09/27/20 03:28	09/27/20 03:28	615-59-8PID	
6010 MET ICP	Analytical Method: EPA 6010D Preparation Method: EPA 3010A Pace Analytical Services - Asheville							
Lead	ND	ug/L	5.0	1	09/26/20 00:58	09/27/20 16:32	7439-92-1	
6200B MSV	Analytical Method: SM 6200B Pace Analytical Services - Charlotte							
Benzene	ND	ug/L	0.50	1		09/26/20 18:17	71-43-2	
Bromobenzene	ND	ug/L	0.50	1		09/26/20 18:17	108-86-1	
Bromochloromethane	ND	ug/L	0.50	1		09/26/20 18:17	74-97-5	
Bromodichloromethane	ND	ug/L	0.50	1		09/26/20 18:17	75-27-4	
Bromoform	ND	ug/L	0.50	1		09/26/20 18:17	75-25-2	
Bromomethane	ND	ug/L	5.0	1		09/26/20 18:17	74-83-9	
n-Butylbenzene	ND	ug/L	0.50	1		09/26/20 18:17	104-51-8	
sec-Butylbenzene	ND	ug/L	0.50	1		09/26/20 18:17	135-98-8	
tert-Butylbenzene	ND	ug/L	0.50	1		09/26/20 18:17	98-06-6	
Carbon tetrachloride	ND	ug/L	0.50	1		09/26/20 18:17	56-23-5	
Chlorobenzene	ND	ug/L	0.50	1		09/26/20 18:17	108-90-7	
Chloroethane	ND	ug/L	1.0	1		09/26/20 18:17	75-00-3	
Chloroform	ND	ug/L	0.50	1		09/26/20 18:17	67-66-3	
Chloromethane	ND	ug/L	1.0	1		09/26/20 18:17	74-87-3	
2-Chlorotoluene	ND	ug/L	0.50	1		09/26/20 18:17	95-49-8	
4-Chlorotoluene	ND	ug/L	0.50	1		09/26/20 18:17	106-43-4	
1,2-Dibromo-3-chloropropane	ND	ug/L	1.0	1		09/26/20 18:17	96-12-8	
Dibromochloromethane	ND	ug/L	0.50	1		09/26/20 18:17	124-48-1	
1,2-Dibromoethane (EDB)	ND	ug/L	0.50	1		09/26/20 18:17	106-93-4	
Dibromomethane	ND	ug/L	0.50	1		09/26/20 18:17	74-95-3	
1,2-Dichlorobenzene	ND	ug/L	0.50	1		09/26/20 18:17	95-50-1	
1,3-Dichlorobenzene	ND	ug/L	0.50	1		09/26/20 18:17	541-73-1	
1,4-Dichlorobenzene	ND	ug/L	0.50	1		09/26/20 18:17	106-46-7	
Dichlorodifluoromethane	ND	ug/L	0.50	1		09/26/20 18:17	75-71-8	
1,1-Dichloroethane	ND	ug/L	0.50	1		09/26/20 18:17	75-34-3	
1,2-Dichloroethane	ND	ug/L	0.50	1		09/26/20 18:17	107-06-2	
1,1-Dichloroethene	ND	ug/L	0.50	1		09/26/20 18:17	75-35-4	
cis-1,2-Dichloroethene	ND	ug/L	0.50	1		09/26/20 18:17	156-59-2	
trans-1,2-Dichloroethene	ND	ug/L	0.50	1		09/26/20 18:17	156-60-5	
1,2-Dichloropropane	ND	ug/L	0.50	1		09/26/20 18:17	78-87-5	
1,3-Dichloropropane	ND	ug/L	0.50	1		09/26/20 18:17	142-28-9	
2,2-Dichloropropane	ND	ug/L	0.50	1		09/26/20 18:17	594-20-7	

REPORT OF LABORATORY ANALYSIS

This report shall not be reproduced, except in full,
without the written consent of Pace Analytical Services, LLC.

Pace Analytical Services, LLC
9800 Kincey Ave. Suite 100
Huntersville, NC 28078
(704)875-9092

ANALYTICAL RESULTS

Project: 2020-L1-2448 Incident
Pace Project No.: 92497413

Sample: 14226_HC_RD_20200924 **Lab ID: 92497413001** Collected: 09/24/20 10:05 Received: 09/25/20 12:10 Matrix: Water

Parameters	Results	Units	Report Limit	DF	Prepared	Analyzed	CAS No.	Qual
6200B MSV	Analytical Method: SM 6200B Pace Analytical Services - Charlotte							
1,1-Dichloropropene	ND	ug/L	0.50	1		09/26/20 18:17	563-58-6	
cis-1,3-Dichloropropene	ND	ug/L	0.50	1		09/26/20 18:17	10061-01-5	
trans-1,3-Dichloropropene	ND	ug/L	0.50	1		09/26/20 18:17	10061-02-6	
Diisopropyl ether	ND	ug/L	0.50	1		09/26/20 18:17	108-20-3	
Ethylbenzene	ND	ug/L	0.50	1		09/26/20 18:17	100-41-4	
Hexachloro-1,3-butadiene	ND	ug/L	2.0	1		09/26/20 18:17	87-68-3	
Isopropylbenzene (Cumene)	ND	ug/L	0.50	1		09/26/20 18:17	98-82-8	
Methylene Chloride	ND	ug/L	2.0	1		09/26/20 18:17	75-09-2	
Methyl-tert-butyl ether	ND	ug/L	0.50	1		09/26/20 18:17	1634-04-4	
Naphthalene	ND	ug/L	2.0	1		09/26/20 18:17	91-20-3	
n-Propylbenzene	ND	ug/L	0.50	1		09/26/20 18:17	103-65-1	
Styrene	ND	ug/L	0.50	1		09/26/20 18:17	100-42-5	
1,1,1,2-Tetrachloroethane	ND	ug/L	0.50	1		09/26/20 18:17	630-20-6	
1,1,2,2-Tetrachloroethane	ND	ug/L	0.50	1		09/26/20 18:17	79-34-5	
Tetrachloroethene	ND	ug/L	0.50	1		09/26/20 18:17	127-18-4	
Toluene	ND	ug/L	0.50	1		09/26/20 18:17	108-88-3	
1,2,3-Trichlorobenzene	ND	ug/L	2.0	1		09/26/20 18:17	87-61-6	
1,2,4-Trichlorobenzene	ND	ug/L	2.0	1		09/26/20 18:17	120-82-1	
1,1,1-Trichloroethane	ND	ug/L	0.50	1		09/26/20 18:17	71-55-6	
1,1,2-Trichloroethane	ND	ug/L	0.50	1		09/26/20 18:17	79-00-5	
Trichloroethene	ND	ug/L	0.50	1		09/26/20 18:17	79-01-6	
Trichlorofluoromethane	ND	ug/L	1.0	1		09/26/20 18:17	75-69-4	
1,2,3-Trichloropropane	ND	ug/L	0.50	1		09/26/20 18:17	96-18-4	
1,2,4-Trimethylbenzene	ND	ug/L	0.50	1		09/26/20 18:17	95-63-6	
1,3,5-Trimethylbenzene	ND	ug/L	0.50	1		09/26/20 18:17	108-67-8	
Vinyl chloride	ND	ug/L	1.0	1		09/26/20 18:17	75-01-4	
m&p-Xylene	ND	ug/L	1.0	1		09/26/20 18:17	179601-23-1	
o-Xylene	ND	ug/L	0.50	1		09/26/20 18:17	95-47-6	
Surrogates								
1,2-Dichloroethane-d4 (S)	100	%	70-130	1		09/26/20 18:17	17060-07-0	
4-Bromofluorobenzene (S)	101	%	70-130	1		09/26/20 18:17	460-00-4	
Toluene-d8 (S)	104	%	70-130	1		09/26/20 18:17	2037-26-5	

REPORT OF LABORATORY ANALYSIS

This report shall not be reproduced, except in full,
without the written consent of Pace Analytical Services, LLC.

Pace Analytical Services, LLC
9800 Kincey Ave. Suite 100
Huntersville, NC 28078
(704)875-9092

QUALITY CONTROL DATA

Project: 2020-L1-2448 Incident
Pace Project No.: 92497413

QC Batch: 1549893
QC Batch Method: MADEPV
Analysis Method: MADEP VPH
Analysis Description: MADEPV
Laboratory: Pace National - Mt. Juliet
Associated Lab Samples: 92497413001

METHOD BLANK: R3575310-2 Matrix: Water
Associated Lab Samples: 92497413001

Parameter	Units	Blank Result	Reporting Limit	Analyzed	Qualifiers
Aliphatic (C05-C08)	ug/L	ND	100	09/26/20 21:19	
Aliphatic (C09-C12)	ug/L	ND	100	09/26/20 21:19	
Aromatic (C09-C10),Unadjusted	ug/L	ND	100	09/26/20 21:19	
Total VPH	ug/L	ND	100	09/26/20 21:19	
2,5-Dibromotoluene (FID)	%	157	70.0-130	09/26/20 21:19	ST
2,5-Dibromotoluene (PID)	%	157	70.0-130	09/26/20 21:19	ST

METHOD BLANK: R3575310-4 Matrix: Water
Associated Lab Samples: 92497413001

Parameter	Units	Blank Result	Reporting Limit	Analyzed	Qualifiers
Aliphatic (C05-C08)	ug/L	ND	100	09/27/20 02:22	
Aliphatic (C09-C12)	ug/L	ND	100	09/27/20 02:22	
Aromatic (C09-C10),Unadjusted	ug/L	ND	100	09/27/20 02:22	
Total VPH	ug/L	ND	100	09/27/20 02:22	
2,5-Dibromotoluene (FID)	%	89.4	70.0-130	09/27/20 02:22	
2,5-Dibromotoluene (PID)	%	77.9	70.0-130	09/27/20 02:22	

LABORATORY CONTROL SAMPLE & LCSD: R3575310-1 R3575310-3

Parameter	Units	Spike Conc.	LCS Result	LCSD Result	LCS % Rec	LCSD % Rec	% Rec Limits	RPD	Max RPD	Qualifiers
Aliphatic (C05-C08)	ug/L	1200	1110	1150	92.5	95.8	70.0-130	3.54	25	
Aliphatic (C09-C12)	ug/L	1400	1380	1630	98.6	116	70.0-130	16.6	25	
Aromatic (C09-C10),Unadjusted	ug/L	200	230	256	115	128	70.0-130	10.7	25	
Total VPH	ug/L	2800	2720	3040	97.1	109	70.0-130	11.1	25	
2,5-Dibromotoluene (FID)	%				100	97.5	70.0-130			
2,5-Dibromotoluene (PID)	%				101	85.4	70.0-130			

Results presented on this page are in the units indicated by the "Units" column except where an alternate unit is presented to the right of the result.

REPORT OF LABORATORY ANALYSIS

This report shall not be reproduced, except in full,
without the written consent of Pace Analytical Services, LLC.

Pace Analytical Services, LLC
9800 Kincey Ave. Suite 100
Huntersville, NC 28078
(704)875-9092

QUALITY CONTROL DATA

Project: 2020-L1-2448 Incident
Pace Project No.: 92497413

QC Batch: 569158
QC Batch Method: EPA 3010A
Analysis Method: EPA 6010D
Analysis Description: 6010 MET
Laboratory: Pace Analytical Services - Asheville
Associated Lab Samples: 92497413001

METHOD BLANK: 3015787 Matrix: Water
Associated Lab Samples: 92497413001

Parameter	Units	Blank Result	Reporting Limit	Analyzed	Qualifiers
Lead	ug/L	ND	5.0	09/27/20 15:44	

LABORATORY CONTROL SAMPLE: 3015788

Parameter	Units	Spike Conc.	LCS Result	LCS % Rec	% Rec Limits	Qualifiers
Lead	ug/L	500	482	96	80-120	

MATRIX SPIKE & MATRIX SPIKE DUPLICATE: 3015789 3015790

Parameter	Units	92497401001 Result	MS Spike Conc.	MSD Spike Conc.	MS Result	MSD Result	MS % Rec	MSD % Rec	% Rec Limits	RPD	Qual
Lead	ug/L	ND	500	500	518	520	103	103	75-125	0	

Results presented on this page are in the units indicated by the "Units" column except where an alternate unit is presented to the right of the result.

REPORT OF LABORATORY ANALYSIS

This report shall not be reproduced, except in full,
without the written consent of Pace Analytical Services, LLC.

Pace Analytical Services, LLC
9800 Kincey Ave. Suite 100
Huntersville, NC 28078
(704)875-9092

QUALITY CONTROL DATA

Project: 2020-L1-2448 Incident
Pace Project No.: 92497413

QC Batch: 569141
QC Batch Method: SM 6200B
Analysis Method: SM 6200B
Analysis Description: 6200B MSV
Laboratory: Pace Analytical Services - Charlotte

Associated Lab Samples: 92497413001

METHOD BLANK: 3015736 Matrix: Water
Associated Lab Samples: 92497413001

Parameter	Units	Blank Result	Reporting Limit	Analyzed	Qualifiers
1,1,1,2-Tetrachloroethane	ug/L	ND	0.50	09/26/20 13:34	
1,1,1-Trichloroethane	ug/L	ND	0.50	09/26/20 13:34	
1,1,2,2-Tetrachloroethane	ug/L	ND	0.50	09/26/20 13:34	
1,1,2-Trichloroethane	ug/L	ND	0.50	09/26/20 13:34	
1,1-Dichloroethane	ug/L	ND	0.50	09/26/20 13:34	
1,1-Dichloroethene	ug/L	ND	0.50	09/26/20 13:34	
1,1-Dichloropropene	ug/L	ND	0.50	09/26/20 13:34	
1,2,3-Trichlorobenzene	ug/L	ND	2.0	09/26/20 13:34	
1,2,3-Trichloropropane	ug/L	ND	0.50	09/26/20 13:34	
1,2,4-Trichlorobenzene	ug/L	ND	2.0	09/26/20 13:34	
1,2,4-Trimethylbenzene	ug/L	ND	0.50	09/26/20 13:34	
1,2-Dibromo-3-chloropropane	ug/L	ND	1.0	09/26/20 13:34	
1,2-Dibromoethane (EDB)	ug/L	ND	0.50	09/26/20 13:34	
1,2-Dichlorobenzene	ug/L	ND	0.50	09/26/20 13:34	
1,2-Dichloroethane	ug/L	ND	0.50	09/26/20 13:34	
1,2-Dichloropropane	ug/L	ND	0.50	09/26/20 13:34	
1,3,5-Trimethylbenzene	ug/L	ND	0.50	09/26/20 13:34	
1,3-Dichlorobenzene	ug/L	ND	0.50	09/26/20 13:34	
1,3-Dichloropropane	ug/L	ND	0.50	09/26/20 13:34	
1,4-Dichlorobenzene	ug/L	ND	0.50	09/26/20 13:34	
2,2-Dichloropropane	ug/L	ND	0.50	09/26/20 13:34	
2-Chlorotoluene	ug/L	ND	0.50	09/26/20 13:34	
4-Chlorotoluene	ug/L	ND	0.50	09/26/20 13:34	
Benzene	ug/L	ND	0.50	09/26/20 13:34	
Bromobenzene	ug/L	ND	0.50	09/26/20 13:34	
Bromochloromethane	ug/L	ND	0.50	09/26/20 13:34	
Bromodichloromethane	ug/L	ND	0.50	09/26/20 13:34	
Bromoform	ug/L	ND	0.50	09/26/20 13:34	
Bromomethane	ug/L	ND	5.0	09/26/20 13:34	
Carbon tetrachloride	ug/L	ND	0.50	09/26/20 13:34	
Chlorobenzene	ug/L	ND	0.50	09/26/20 13:34	
Chloroethane	ug/L	ND	1.0	09/26/20 13:34	
Chloroform	ug/L	ND	0.50	09/26/20 13:34	
Chloromethane	ug/L	ND	1.0	09/26/20 13:34	
cis-1,2-Dichloroethene	ug/L	ND	0.50	09/26/20 13:34	
cis-1,3-Dichloropropene	ug/L	ND	0.50	09/26/20 13:34	
Dibromochloromethane	ug/L	ND	0.50	09/26/20 13:34	
Dibromomethane	ug/L	ND	0.50	09/26/20 13:34	
Dichlorodifluoromethane	ug/L	ND	0.50	09/26/20 13:34	
Diisopropyl ether	ug/L	ND	0.50	09/26/20 13:34	

Results presented on this page are in the units indicated by the "Units" column except where an alternate unit is presented to the right of the result.

REPORT OF LABORATORY ANALYSIS

This report shall not be reproduced, except in full,
without the written consent of Pace Analytical Services, LLC.

Pace Analytical Services, LLC
9800 Kincey Ave. Suite 100
Huntersville, NC 28078
(704)875-9092

QUALITY CONTROL DATA

Project: 2020-L1-2448 Incident
Pace Project No.: 92497413

METHOD BLANK: 3015736 Matrix: Water
Associated Lab Samples: 92497413001

Parameter	Units	Blank Result	Reporting Limit	Analyzed	Qualifiers
Ethylbenzene	ug/L	ND	0.50	09/26/20 13:34	
Hexachloro-1,3-butadiene	ug/L	ND	2.0	09/26/20 13:34	
Isopropylbenzene (Cumene)	ug/L	ND	0.50	09/26/20 13:34	
m&p-Xylene	ug/L	ND	1.0	09/26/20 13:34	
Methyl-tert-butyl ether	ug/L	ND	0.50	09/26/20 13:34	
Methylene Chloride	ug/L	ND	2.0	09/26/20 13:34	
n-Butylbenzene	ug/L	ND	0.50	09/26/20 13:34	
n-Propylbenzene	ug/L	ND	0.50	09/26/20 13:34	
Naphthalene	ug/L	ND	2.0	09/26/20 13:34	
o-Xylene	ug/L	ND	0.50	09/26/20 13:34	
sec-Butylbenzene	ug/L	ND	0.50	09/26/20 13:34	
Styrene	ug/L	ND	0.50	09/26/20 13:34	
tert-Butylbenzene	ug/L	ND	0.50	09/26/20 13:34	
Tetrachloroethene	ug/L	ND	0.50	09/26/20 13:34	
Toluene	ug/L	ND	0.50	09/26/20 13:34	
trans-1,2-Dichloroethene	ug/L	ND	0.50	09/26/20 13:34	
trans-1,3-Dichloropropene	ug/L	ND	0.50	09/26/20 13:34	
Trichloroethene	ug/L	ND	0.50	09/26/20 13:34	
Trichlorofluoromethane	ug/L	ND	1.0	09/26/20 13:34	
Vinyl chloride	ug/L	ND	1.0	09/26/20 13:34	
1,2-Dichloroethane-d4 (S)	%	99	70-130	09/26/20 13:34	
4-Bromofluorobenzene (S)	%	101	70-130	09/26/20 13:34	
Toluene-d8 (S)	%	102	70-130	09/26/20 13:34	

LABORATORY CONTROL SAMPLE: 3015737

Parameter	Units	Spike Conc.	LCS Result	LCS % Rec	% Rec Limits	Qualifiers
1,1,1,2-Tetrachloroethane	ug/L	50	48.2	96	60-140	
1,1,1-Trichloroethane	ug/L	50	52.6	105	60-140	
1,1,2,2-Tetrachloroethane	ug/L	50	51.6	103	60-140	
1,1,2-Trichloroethane	ug/L	50	51.1	102	60-140	
1,1-Dichloroethane	ug/L	50	51.1	102	60-140	
1,1-Dichloroethene	ug/L	50	52.2	104	60-140	
1,1-Dichloropropene	ug/L	50	48.6	97	60-140	
1,2,3-Trichlorobenzene	ug/L	50	52.5	105	60-140	
1,2,3-Trichloropropane	ug/L	50	50.2	100	60-140	
1,2,4-Trichlorobenzene	ug/L	50	52.1	104	60-140	
1,2,4-Trimethylbenzene	ug/L	50	50.4	101	60-140	
1,2-Dibromo-3-chloropropane	ug/L	50	47.7	95	60-140	
1,2-Dibromoethane (EDB)	ug/L	50	58.9	118	60-140	
1,2-Dichlorobenzene	ug/L	50	51.6	103	60-140	
1,2-Dichloroethane	ug/L	50	49.7	99	60-140	
1,2-Dichloropropane	ug/L	50	55.1	110	60-140	
1,3,5-Trimethylbenzene	ug/L	50	50.0	100	60-140	

Results presented on this page are in the units indicated by the "Units" column except where an alternate unit is presented to the right of the result.

REPORT OF LABORATORY ANALYSIS

This report shall not be reproduced, except in full,
without the written consent of Pace Analytical Services, LLC.

Pace Analytical Services, LLC
9800 Kincey Ave. Suite 100
Huntersville, NC 28078
(704)875-9092

QUALITY CONTROL DATA

Project: 2020-L1-2448 Incident
Pace Project No.: 92497413

LABORATORY CONTROL SAMPLE: 3015737

Parameter	Units	Spike Conc.	LCS Result	LCS % Rec	% Rec Limits	Qualifiers
1,3-Dichlorobenzene	ug/L	50	51.7	103	60-140	
1,3-Dichloropropane	ug/L	50	54.8	110	60-140	
1,4-Dichlorobenzene	ug/L	50	51.7	103	60-140	
2,2-Dichloropropane	ug/L	50	53.0	106	60-140	
2-Chlorotoluene	ug/L	50	50.5	101	60-140	
4-Chlorotoluene	ug/L	50	50.2	100	60-140	
Benzene	ug/L	50	52.6	105	60-140	
Bromobenzene	ug/L	50	49.0	98	60-140	
Bromochloromethane	ug/L	50	59.5	119	60-140	
Bromodichloromethane	ug/L	50	53.2	106	60-140	
Bromoform	ug/L	50	48.2	96	60-140	
Bromomethane	ug/L	50	46.1	92	60-140	
Carbon tetrachloride	ug/L	50	55.3	111	60-140	
Chlorobenzene	ug/L	50	50.9	102	60-140	
Chloroethane	ug/L	50	49.2	98	60-140	
Chloroform	ug/L	50	55.0	110	60-140	
Chloromethane	ug/L	50	35.0	70	60-140	
cis-1,2-Dichloroethene	ug/L	50	50.8	102	60-140	
cis-1,3-Dichloropropene	ug/L	50	52.3	105	60-140	
Dibromochloromethane	ug/L	50	51.3	103	60-140	
Dibromomethane	ug/L	50	55.1	110	60-140	
Dichlorodifluoromethane	ug/L	50	52.1	104	60-140	
Diisopropyl ether	ug/L	50	45.6	91	60-140	
Ethylbenzene	ug/L	50	51.4	103	60-140	
Hexachloro-1,3-butadiene	ug/L	50	55.4	111	60-140	
Isopropylbenzene (Cumene)	ug/L	50	50.6	101	60-140	
m&p-Xylene	ug/L	100	102	102	60-140	
Methyl-tert-butyl ether	ug/L	50	59.9	120	60-140	
Methylene Chloride	ug/L	50	39.1	78	60-140	
n-Butylbenzene	ug/L	50	50.3	101	60-140	
n-Propylbenzene	ug/L	50	50.2	100	60-140	
Naphthalene	ug/L	50	51.6	103	60-140	
o-Xylene	ug/L	50	50.7	101	60-140	
sec-Butylbenzene	ug/L	50	49.7	99	60-140	
Styrene	ug/L	50	53.1	106	60-140	
tert-Butylbenzene	ug/L	50	44.7	89	60-140	
Tetrachloroethene	ug/L	50	54.3	109	60-140	
Toluene	ug/L	50	51.1	102	60-140	
trans-1,2-Dichloroethene	ug/L	50	51.6	103	60-140	
trans-1,3-Dichloropropene	ug/L	50	51.1	102	60-140	
Trichloroethene	ug/L	50	56.5	113	60-140	
Trichlorofluoromethane	ug/L	50	52.0	104	60-140	
Vinyl chloride	ug/L	50	43.4	87	60-140	
1,2-Dichloroethane-d4 (S)	%			98	70-130	
4-Bromofluorobenzene (S)	%			102	70-130	
Toluene-d8 (S)	%			99	70-130	

Results presented on this page are in the units indicated by the "Units" column except where an alternate unit is presented to the right of the result.

REPORT OF LABORATORY ANALYSIS

This report shall not be reproduced, except in full,
without the written consent of Pace Analytical Services, LLC.

Pace Analytical Services, LLC
9800 Kincey Ave. Suite 100
Huntersville, NC 28078
(704)875-9092

QUALITY CONTROL DATA

Project: 2020-L1-2448 Incident
Pace Project No.: 92497413

MATRIX SPIKE & MATRIX SPIKE DUPLICATE: 3015738 3015739

Parameter	Units	92497412001 Result	MS Spike Conc.	MSD Spike Conc.	MS Result	MSD Result	MS % Rec	MSD % Rec	% Rec Limits	RPD	Qual
1,1,1,2-Tetrachloroethane	ug/L	ND	20	20	20.3	18.8	102	94	60-140	8	
1,1,1-Trichloroethane	ug/L	ND	20	20	21.6	20.4	108	102	60-140	6	
1,1,2,2-Tetrachloroethane	ug/L	ND	20	20	20.7	19.4	103	97	60-140	6	
1,1,2-Trichloroethane	ug/L	ND	20	20	20.7	19.3	104	96	60-140	7	
1,1-Dichloroethane	ug/L	ND	20	20	20.7	20.0	103	100	60-140	3	
1,1-Dichloroethene	ug/L	ND	20	20	22.6	20.4	113	102	60-140	10	
1,1-Dichloropropene	ug/L	ND	20	20	21.1	19.9	106	99	60-140	6	
1,2,3-Trichlorobenzene	ug/L	ND	20	20	18.2	17.9	91	90	60-140	1	
1,2,3-Trichloropropane	ug/L	ND	20	20	19.9	18.3	99	91	60-140	8	
1,2,4-Trichlorobenzene	ug/L	ND	20	20	17.4	16.5	87	83	60-140	5	
1,2,4-Trimethylbenzene	ug/L	ND	20	20	18.0	16.2	90	81	60-140	11	
1,2-Dibromo-3-chloropropane	ug/L	ND	20	20	20.9	20.6	104	103	60-140	1	
1,2-Dibromoethane (EDB)	ug/L	ND	20	20	21.7	19.9	108	100	60-140	8	
1,2-Dichlorobenzene	ug/L	ND	20	20	19.9	17.7	99	88	60-140	12	
1,2-Dichloroethane	ug/L	ND	20	20	19.5	18.0	97	90	60-140	8	
1,2-Dichloropropane	ug/L	ND	20	20	21.8	20.2	109	101	60-140	8	
1,3,5-Trimethylbenzene	ug/L	ND	20	20	18.8	18.0	94	90	60-140	4	
1,3-Dichlorobenzene	ug/L	ND	20	20	18.8	17.2	94	86	60-140	9	
1,3-Dichloropropane	ug/L	ND	20	20	21.2	20.1	106	100	60-140	6	
1,4-Dichlorobenzene	ug/L	ND	20	20	19.6	18.5	98	93	60-140	5	
2,2-Dichloropropane	ug/L	ND	20	20	14.2	13.1	71	65	60-140	8	
2-Chlorotoluene	ug/L	ND	20	20	18.8	17.4	94	87	60-140	8	
4-Chlorotoluene	ug/L	ND	20	20	18.9	16.5	94	83	60-140	13	
Benzene	ug/L	ND	20	20	21.0	19.1	105	96	60-140	9	
Bromobenzene	ug/L	ND	20	20	19.7	18.2	99	91	60-140	8	
Bromochloromethane	ug/L	ND	20	20	21.8	20.8	109	104	60-140	4	
Bromodichloromethane	ug/L	ND	20	20	19.9	18.4	99	92	60-140	8	
Bromoform	ug/L	ND	20	20	21.6	19.9	108	100	60-140	8	
Bromomethane	ug/L	ND	20	20	21.2	18.9	106	95	60-140	12	
Carbon tetrachloride	ug/L	ND	20	20	22.3	20.8	112	104	60-140	7	
Chlorobenzene	ug/L	ND	20	20	20.1	18.7	101	94	60-140	7	
Chloroethane	ug/L	ND	20	20	19.7	17.9	99	89	60-140	10	
Chloroform	ug/L	9.8	20	20	29.3	27.4	98	88	60-140	7	
Chloromethane	ug/L	ND	20	20	17.4	16.3	87	81	60-140	7	
cis-1,2-Dichloroethene	ug/L	ND	20	20	21.2	19.6	106	98	60-140	8	
cis-1,3-Dichloropropene	ug/L	ND	20	20	20.6	19.0	103	95	60-140	8	
Dibromochloromethane	ug/L	ND	20	20	20.9	19.6	105	98	60-140	7	
Dibromomethane	ug/L	ND	20	20	22.5	20.8	112	104	60-140	8	
Dichlorodifluoromethane	ug/L	ND	20	20	16.3	15.0	81	75	60-140	8	
Diisopropyl ether	ug/L	ND	20	20	19.8	18.4	99	92	60-140	8	
Ethylbenzene	ug/L	ND	20	20	19.7	18.1	99	90	60-140	9	
Hexachloro-1,3-butadiene	ug/L	ND	20	20	18.3	16.1	92	80	60-140	13	
Isopropylbenzene (Cumene)	ug/L	ND	20	20	19.3	18.1	96	91	60-140	6	
m&p-Xylene	ug/L	ND	40	40	39.2	36.0	98	90	60-140	9	
Methyl-tert-butyl ether	ug/L	ND	20	20	21.4	19.7	107	98	60-140	8	
Methylene Chloride	ug/L	ND	20	20	20.5	19.1	103	96	60-140	7	

Results presented on this page are in the units indicated by the "Units" column except where an alternate unit is presented to the right of the result.

REPORT OF LABORATORY ANALYSIS

This report shall not be reproduced, except in full,
without the written consent of Pace Analytical Services, LLC.

Pace Analytical Services, LLC
9800 Kincey Ave. Suite 100
Huntersville, NC 28078
(704)875-9092

QUALITY CONTROL DATA

Project: 2020-L1-2448 Incident
Pace Project No.: 92497413

MATRIX SPIKE & MATRIX SPIKE DUPLICATE: 3015738 3015739

Parameter	Units	92497412001 Result	MS Spike Conc.	MSD Spike Conc.	MS Result	MSD Result	MS % Rec	MSD % Rec	% Rec Limits	RPD	Qual
n-Butylbenzene	ug/L	ND	20	20	16.9	15.5	84	78	60-140	9	
n-Propylbenzene	ug/L	ND	20	20	18.4	17.4	92	87	60-140	6	
Naphthalene	ug/L	ND	20	20	18.4	17.7	92	89	60-140	4	
o-Xylene	ug/L	ND	20	20	20.0	18.1	100	91	60-140	10	
sec-Butylbenzene	ug/L	ND	20	20	18.2	17.9	91	89	60-140	2	
Styrene	ug/L	ND	20	20	19.8	18.3	99	91	60-140	8	
tert-Butylbenzene	ug/L	ND	20	20	15.8	15.1	79	75	60-140	5	
Tetrachloroethene	ug/L	ND	20	20	20.2	18.5	101	92	60-140	9	
Toluene	ug/L	ND	20	20	20.0	18.1	100	90	60-140	10	
trans-1,2-Dichloroethene	ug/L	ND	20	20	21.5	20.1	108	100	60-140	7	
trans-1,3-Dichloropropene	ug/L	ND	20	20	19.3	18.1	97	91	60-140	6	
Trichloroethene	ug/L	ND	20	20	22.1	20.0	111	100	60-140	10	
Trichlorofluoromethane	ug/L	ND	20	20	18.1	16.5	90	83	60-140	9	
Vinyl chloride	ug/L	ND	20	20	17.4	16.4	87	82	60-140	6	
1,2-Dichloroethane-d4 (S)	%						101	102	70-130		
4-Bromofluorobenzene (S)	%						99	100	70-130		
Toluene-d8 (S)	%						99	99	70-130		

Results presented on this page are in the units indicated by the "Units" column except where an alternate unit is presented to the right of the result.

REPORT OF LABORATORY ANALYSIS

This report shall not be reproduced, except in full,
without the written consent of Pace Analytical Services, LLC.

Pace Analytical Services, LLC
9800 Kincey Ave. Suite 100
Huntersville, NC 28078
(704)875-9092

QUALIFIERS

Project: 2020-L1-2448 Incident
Pace Project No.: 92497413

DEFINITIONS

DF - Dilution Factor, if reported, represents the factor applied to the reported data due to dilution of the sample aliquot.

ND - Not Detected at or above adjusted reporting limit.

TNTC - Too Numerous To Count

J - Estimated concentration above the adjusted method detection limit and below the adjusted reporting limit.

MDL - Adjusted Method Detection Limit.

PQL - Practical Quantitation Limit.

RL - Reporting Limit - The lowest concentration value that meets project requirements for quantitative data with known precision and bias for a specific analyte in a specific matrix.

S - Surrogate

1,2-Diphenylhydrazine decomposes to and cannot be separated from Azobenzene using Method 8270. The result for each analyte is a combined concentration.

Consistent with EPA guidelines, unrounded data are displayed and have been used to calculate % recovery and RPD values.

LCS(D) - Laboratory Control Sample (Duplicate)

MS(D) - Matrix Spike (Duplicate)

DUP - Sample Duplicate

RPD - Relative Percent Difference

NC - Not Calculable.

SG - Silica Gel - Clean-Up

U - Indicates the compound was analyzed for, but not detected.

Acid preservation may not be appropriate for 2 Chloroethylvinyl ether.

A separate vial preserved to a pH of 4-5 is recommended in SW846 Chapter 4 for the analysis of Acrolein and Acrylonitrile by EPA Method 8260.

N-Nitrosodiphenylamine decomposes and cannot be separated from Diphenylamine using Method 8270. The result reported for each analyte is a combined concentration.

Pace Analytical is TNI accredited. Contact your Pace PM for the current list of accredited analytes.

TNI - The NELAC Institute.

ANALYTE QUALIFIERS

ST	Surrogate recovery was above laboratory control limits. Results may be biased high.

This report shall not be reproduced, except in full,
without the written consent of Pace Analytical Services, LLC.

Pace Analytical Services, LLC
9800 Kincey Ave. Suite 100
Huntersville, NC 28078
(704)875-9092

QUALITY CONTROL DATA CROSS REFERENCE TABLE

Project: 2020-L1-2448 Incident
Pace Project No.: 92497413

Lab ID	Sample ID	QC Batch Method	QC Batch	Analytical Method	Analytical Batch
92497413001	**14226_HC_RD_20200924**	MADEPV	1549893	MADEP VPH	1549893
92497413001	**14226_HC_RD_20200924**	EPA 3010A	569158	EPA 6010D	569170
92497413001	**14226_HC_RD_20200924**	SM 6200B	569141		

This report shall not be reproduced, except in full,
without the written consent of Pace Analytical Services, LLC.

CHAIN-OF-CUSTODY Analytical Request Document

Pace Analytical

Chain-of-Custody is a LEGAL DOCUMENT - Complete all relevent fields

LAB USE ... umber or

WO# : 92497413

92497413

Contain

** Preservative Types: (1) nitric acid, (2) sulfuric acid, (3) hydrochloric acid, (4) sodium hydroxide, (5) zinc acetate, (6) methanol, (7) sodium bisulfate, (8) sodium thiosulfate, (9) hexane, (A) ascorbic acid, (B) ammonium sulfate, (C) ammonium hydroxide, (D) TSP, (U) Unpreserved, (O) Other _____

Company: Apex Companies	Billing Information:
Address:	
Report To: Andrew Street	Email To: Andrew.Street@apexcos.com
Copy To:	Site Collection Info/Address: 14226 Huntersville Concord Rd
Customer Project Name/Number: 2020-LI-7448 Incident	State: NC County/City: Huntersville Time Zone Collected: [ ] PT [ ] MT [ ] CT [ ] ET
Phone: Email:	Site/Facility ID #: Compliance Monitoring? [ ] Yes [ ] No
Collected By (print): Naomi Fretz	Purchase Order #: Quote #: DW PWS ID #: DW Location Code:
Collected By (signature): Naomi Fretz	Turnaround Date Required: ASAP Immediately Packed on Ice: [ ] Yes [ ] No
Sample Disposal: [ ] Dispose as appropriate [ ] Return [ ] Archive: _____ [ ] Hold: _____	Rush: [ ] Same Day [ ] Next Day [ ] 2 Day [ ] 3 Day [ ] 4 Day [ ] 5 Day (Expedite Charges Apply) Field Filtered (if applicable): [ ] Yes [ ] No Analysis: _____

* Matrix Codes (Insert in Matrix box below): Drinking Water (DW), Ground Water (GW), Wastewater (WW), Product (P), Soil/Solid (SL), Oil (OL), Wipe (WP), Air (AR), Tissue (TS), Bioassay (B), Vapor (V), Other (OT)

Customer Sample ID	Matrix *	Comp / Grab	Collected (or Composite Start) Date	Collected (or Composite Start) Time	Composite End Date	Composite End Time	Res Cl	# of Ctns	VOCs 6200B	MADEP VPH	Lead	Analyses	Lab Profile/Line:
14226_HC_RD_20200924	DW	G	9/24/20	1005				8	X	X	X		001

Lab Sample Receipt Checklist:

Custody Seals Present/Intact	Y	N	NA
Custody Signatures Present	Y	N	NA
Collector Signature Present	Y	N	NA
Bottles Intact	Y	N	NA
Correct Bottles	Y	N	NA
Sufficient Volume	Y	N	NA
Samples Received on Ice	Y	N	NA
VOA - Headspace Acceptable	Y	N	NA
USDA Regulated Soils	Y	N	NA
Samples in Holding Time	Y	N	NA
Residual Chlorine Present	Y	N	NA
Cl Strips: _____			
Sample pH Acceptable	Y	N	NA
pH Strips: _____			
Sulfide Present	Y	N	NA
Lead Acetate Strips: _____			

LAB USE ONLY:
Lab Sample # / Comments:

92497413 001

Customer Remarks / Special Conditions / Possible Hazards:

Type of Ice Used: Wet Blue Dry None

Packing Material Used:

Radchem sample(s) screened (<500 cpm): Y N NA

SHORT HOLDS PRESENT (<72 hours): Y N N/A

Lab Tracking #: 2538709

Samples received via: FEDEX UPS Client Courier Pace Courier

Lab Sample Temperature Info:
Temp Blank Received: Y N NA
Therm ID#: 92106
Cooler 1 Temp Upon Receipt: 4 oC
Cooler 1 Therm Corr. Factor: 0 oC
Cooler 1 Corrected Temp: 4 oC
Comments:

Relinquished by/Company: (Signature)	Date/Time:	Received by/Company: (Signature)	Date/Time:
Naomi Fretz / Apex	9/25/20 1210	MD @ Pace HVL	9-25-20 12:10
Relinquished by/Company: (Signature)	Date/Time:	Received by/Company: (Signature)	Date/Time:
Relinquished by/Company: (Signature)	Date/Time:	Received by/Company: (Signature)	Date/Time:

MTJL LAB USE ONLY
Table #:
Acctnum:
Template:
Prelogin:
PM:
PB:

Trip Blank Received: Y N NA
HCL MeOH TSP Other

Non Conformance(s): YES / NO

Page: _____ of: _____

Pace Analytical Services, LLC
9800 Kincey Ave. Suite 100
Huntersville, NC 28078
(704)875-9092

September 29, 2020

Andrew Street
Apex Companies - NC
5900 Northwoods Business Pkwy
Suite 5900-0
Charlotte, NC 28269

RE: Project: 2020-L1-2448 Incident
Pace Project No.: 92497414

Dear Andrew Street:

Enclosed are the analytical results for sample(s) received by the laboratory on September 25, 2020. The results relate only to the samples included in this report. Results reported herein conform to the applicable TNI/NELAC Standards and the laboratory's Quality Manual, where applicable, unless otherwise noted in the body of the report.

The test results provided in this final report were generated by each of the following laboratories within the Pace Network:

- Pace National - Mt. Juliet
- Pace Analytical Services - Asheville
- Pace Analytical Services - Charlotte

If you have any questions concerning this report, please feel free to contact me.

Sincerely,

Angela M. Baioni

Angela Baioni
angela.baioni@pacelabs.com
(704)875-9092
Project Manager

Enclosures

cc: J Culbreath, Colonial Pipeline Company
Robert Hughes, Colonial Pipeline
Margaret King, APEX Companies, LLC
Emily Little, Apex Companies
Jeff Morrison, Colonial Pipeline Company
Tom Naumann, APEX Companies - NC
Joe Nicolette, Montrose-EPS
Christopher Schultz, Apex Companies
Alex Testoff, Montrose-EPS
Michael Verdon, Colonial Pipeline Company
JM Wyatt, Colonial Pipeline Company

This report shall not be reproduced, except in full,
without the written consent of Pace Analytical Services, LLC.

Pace Analytical Services, LLC
9800 Kincey Ave. Suite 100
Huntersville, NC 28078
(704)875-9092

CERTIFICATIONS

Project: 2020-L1-2448 Incident
Pace Project No.: 92497414

Pace Analytical Services National

12065 Lebanon Road, Mt. Juliet, TN 37122
Alabama Certification #: 40660
Alaska Certification 17-026
Arizona Certification #: AZ0612
Arkansas Certification #: 88-0469
California Certification #: 2932
Canada Certification #: 1461.01
Colorado Certification #: TN00003
Connecticut Certification #: PH-0197
DOD Certification: #1461.01
EPA# TN00003
Florida Certification #: E87487
Georgia DW Certification #: 923
Georgia Certification: NELAP
Idaho Certification #: TN00003
Illinois Certification #: 200008
Indiana Certification #: C-TN-01
Iowa Certification #: 364
Kansas Certification #: E-10277
Kentucky UST Certification #: 16
Kentucky Certification #: 90010
Louisiana Certification #: AI30792
Louisiana DW Certification #: LA180010
Maine Certification #: TN0002
Maryland Certification #: 324
Massachusetts Certification #: M-TN003
Michigan Certification #: 9958
Minnesota Certification #: 047-999-395
Mississippi Certification #: TN00003
Missouri Certification #: 340
Montana Certification #: CERT0086
Nebraska Certification #: NE-OS-15-05
Nevada Certification #: TN-03-2002-34
New Hampshire Certification #: 2975
New Jersey Certification #: TN002
New Mexico DW Certification
New York Certification #: 11742
North Carolina Aquatic Toxicity Certification #: 41
North Carolina Drinking Water Certification #: 21704
North Carolina Environmental Certificate #: 375
North Dakota Certification #: R-140
Ohio VAP Certification #: CL0069
Oklahoma Certification #: 9915
Oregon Certification #: TN200002
Pennsylvania Certification #: 68-02979
Rhode Island Certification #: LAO00356
South Carolina Certification #: 84004
South Dakota Certification
Tennessee DW/Chem/Micro Certification #: 2006
Texas Certification #: T 104704245-17-14
Texas Mold Certification #: LAB0152
USDA Soil Permit #: P330-15-00234
Utah Certification #: TN00003
Vermont Dept. of Health: ID# VT-2006
Virginia Certification #: VT2006
Virginia Certification #: 460132
Washington Certification #: C847
West Virginia Certification #: 233
Wisconsin Certification #: 9980939910
Wyoming UST Certification #: via A2LA 2926.01
A2LA-ISO 17025 Certification #: 1461.01
A2LA-ISO 17025 Certification #: 1461.02
AIHA-LAP/LLC EMLAP Certification #:100789

Pace Analytical Services Charlotte

9800 Kincey Ave. Ste 100, Huntersville, NC 28078
Louisiana/NELAP Certification # LA170028
North Carolina Drinking Water Certification #: 37706
North Carolina Field Services Certification #: 5342
North Carolina Wastewater Certification #: 12
South Carolina Certification #: 99006001
Florida/NELAP Certification #: E87627
Kentucky UST Certification #: 84
Virginia/VELAP Certification #: 460221

Pace Analytical Services Asheville

2225 Riverside Drive, Asheville, NC 28804
Florida/NELAP Certification #: E87648
Massachusetts Certification #: M-NC030
North Carolina Drinking Water Certification #: 37712
North Carolina Wastewater Certification #: 40
South Carolina Certification #: 99030001
Virginia/VELAP Certification #: 460222

REPORT OF LABORATORY ANALYSIS

This report shall not be reproduced, except in full,
without the written consent of Pace Analytical Services, LLC.

Pace Analytical Services, LLC
9800 Kincey Ave. Suite 100
Huntersville, NC 28078
(704)875-9092

SAMPLE ANALYTE COUNT

Project: 2020-L1-2448 Incident
Pace Project No.: 92497414

Lab ID	Sample ID	Method	Analysts	Analytes Reported	Laboratory
92497414001	**14401_HC_RD 20200924**	MADEP VPH	DWR	6	PAN
		EPA 6010D	DS	1	PASI-A
		SM 6200B	CL	63	PASI-C

PAN = Pace National - Mt. Juliet
PASI-A = Pace Analytical Services - Asheville
PASI-C = Pace Analytical Services - Charlotte

This report shall not be reproduced, except in full,
without the written consent of Pace Analytical Services, LLC.

Pace Analytical Services, LLC
9800 Kincey Ave. Suite 100
Huntersville, NC 28078
(704)875-9092

ANALYTICAL RESULTS

Project: 2020-L1-2448 Incident
Pace Project No.: 92497414

Sample: 14401_HC_RD 20200924 **Lab ID: 92497414001** Collected: 09/24/20 15:15 Received: 09/25/20 12:10 Matrix: Water

Parameters	Results	Units	Report Limit	DF	Prepared	Analyzed	CAS No.	Qual
MADEPV	Analytical Method: MADEP VPH Preparation Method: MADEPV Pace National - Mt. Juliet							
Aliphatic (C05-C08)	ND	ug/L	100	1	09/27/20 06:04	09/27/20 06:04		
Aliphatic (C09-C12)	ND	ug/L	100	1	09/27/20 06:04	09/27/20 06:04		
Aromatic (C09-C10),Unadjusted	ND	ug/L	100	1	09/27/20 06:04	09/27/20 06:04	TPHC9C10A	
Total VPH	ND	ug/L	100	1	09/27/20 06:04	09/27/20 06:04	VPH	
Surrogates								
2,5-Dibromotoluene (FID)	96.5	%	70.0-130	1	09/27/20 06:04	09/27/20 06:04	615-59-8FID	
2,5-Dibromotoluene (PID)	85.3	%	70.0-130	1	09/27/20 06:04	09/27/20 06:04	615-59-8PID	
6010 MET ICP	Analytical Method: EPA 6010D Preparation Method: EPA 3010A Pace Analytical Services - Asheville							
Lead	ND	ug/L	5.0	1	09/26/20 00:58	09/27/20 16:35	7439-92-1	
6200B MSV	Analytical Method: SM 6200B Pace Analytical Services - Charlotte							
Benzene	ND	ug/L	0.50	1		09/26/20 14:04	71-43-2	
Bromobenzene	ND	ug/L	0.50	1		09/26/20 14:04	108-86-1	
Bromochloromethane	ND	ug/L	0.50	1		09/26/20 14:04	74-97-5	
Bromodichloromethane	ND	ug/L	0.50	1		09/26/20 14:04	75-27-4	
Bromoform	ND	ug/L	0.50	1		09/26/20 14:04	75-25-2	
Bromomethane	ND	ug/L	5.0	1		09/26/20 14:04	74-83-9	
n-Butylbenzene	ND	ug/L	0.50	1		09/26/20 14:04	104-51-8	
sec-Butylbenzene	ND	ug/L	0.50	1		09/26/20 14:04	135-98-8	
tert-Butylbenzene	ND	ug/L	0.50	1		09/26/20 14:04	98-06-6	
Carbon tetrachloride	ND	ug/L	0.50	1		09/26/20 14:04	56-23-5	
Chlorobenzene	ND	ug/L	0.50	1		09/26/20 14:04	108-90-7	
Chloroethane	ND	ug/L	1.0	1		09/26/20 14:04	75-00-3	
Chloroform	ND	ug/L	0.50	1		09/26/20 14:04	67-66-3	
Chloromethane	ND	ug/L	1.0	1		09/26/20 14:04	74-87-3	
2-Chlorotoluene	ND	ug/L	0.50	1		09/26/20 14:04	95-49-8	
4-Chlorotoluene	ND	ug/L	0.50	1		09/26/20 14:04	106-43-4	
1,2-Dibromo-3-chloropropane	ND	ug/L	1.0	1		09/26/20 14:04	96-12-8	
Dibromochloromethane	ND	ug/L	0.50	1		09/26/20 14:04	124-48-1	
1,2-Dibromoethane (EDB)	ND	ug/L	0.50	1		09/26/20 14:04	106-93-4	
Dibromomethane	ND	ug/L	0.50	1		09/26/20 14:04	74-95-3	
1,2-Dichlorobenzene	ND	ug/L	0.50	1		09/26/20 14:04	95-50-1	
1,3-Dichlorobenzene	ND	ug/L	0.50	1		09/26/20 14:04	541-73-1	
1,4-Dichlorobenzene	ND	ug/L	0.50	1		09/26/20 14:04	106-46-7	
Dichlorodifluoromethane	ND	ug/L	0.50	1		09/26/20 14:04	75-71-8	
1,1-Dichloroethane	ND	ug/L	0.50	1		09/26/20 14:04	75-34-3	
1,2-Dichloroethane	ND	ug/L	0.50	1		09/26/20 14:04	107-06-2	
1,1-Dichloroethene	ND	ug/L	0.50	1		09/26/20 14:04	75-35-4	
cis-1,2-Dichloroethene	ND	ug/L	0.50	1		09/26/20 14:04	156-59-2	
trans-1,2-Dichloroethene	ND	ug/L	0.50	1		09/26/20 14:04	156-60-5	
1,2-Dichloropropane	ND	ug/L	0.50	1		09/26/20 14:04	78-87-5	
1,3-Dichloropropane	ND	ug/L	0.50	1		09/26/20 14:04	142-28-9	
2,2-Dichloropropane	ND	ug/L	0.50	1		09/26/20 14:04	594-20-7	

REPORT OF LABORATORY ANALYSIS

This report shall not be reproduced, except in full,
without the written consent of Pace Analytical Services, LLC.

Pace Analytical Services, LLC
9800 Kincey Ave. Suite 100
Huntersville, NC 28078
(704)875-9092

ANALYTICAL RESULTS

Project: 2020-L1-2448 Incident
Pace Project No.: 92497414

Sample: 14401_HC_RD 20200924 **Lab ID: 92497414001** Collected: 09/24/20 15:15 Received: 09/25/20 12:10 Matrix: Water

Parameters	Results	Units	Report Limit	DF	Prepared	Analyzed	CAS No.	Qual
6200B MSV	Analytical Method: SM 6200B Pace Analytical Services - Charlotte							
1,1-Dichloropropene	ND	ug/L	0.50	1		09/26/20 14:04	563-58-6	
cis-1,3-Dichloropropene	ND	ug/L	0.50	1		09/26/20 14:04	10061-01-5	
trans-1,3-Dichloropropene	ND	ug/L	0.50	1		09/26/20 14:04	10061-02-6	
Diisopropyl ether	ND	ug/L	0.50	1		09/26/20 14:04	108-20-3	
Ethylbenzene	ND	ug/L	0.50	1		09/26/20 14:04	100-41-4	
Hexachloro-1,3-butadiene	ND	ug/L	2.0	1		09/26/20 14:04	87-68-3	
Isopropylbenzene (Cumene)	ND	ug/L	0.50	1		09/26/20 14:04	98-82-8	
Methylene Chloride	ND	ug/L	2.0	1		09/26/20 14:04	75-09-2	
Methyl-tert-butyl ether	ND	ug/L	0.50	1		09/26/20 14:04	1634-04-4	
Naphthalene	ND	ug/L	2.0	1		09/26/20 14:04	91-20-3	
n-Propylbenzene	ND	ug/L	0.50	1		09/26/20 14:04	103-65-1	
Styrene	ND	ug/L	0.50	1		09/26/20 14:04	100-42-5	
1,1,1,2-Tetrachloroethane	ND	ug/L	0.50	1		09/26/20 14:04	630-20-6	
1,1,2,2-Tetrachloroethane	ND	ug/L	0.50	1		09/26/20 14:04	79-34-5	
Tetrachloroethene	ND	ug/L	0.50	1		09/26/20 14:04	127-18-4	
Toluene	ND	ug/L	0.50	1		09/26/20 14:04	108-88-3	
1,2,3-Trichlorobenzene	ND	ug/L	2.0	1		09/26/20 14:04	87-61-6	
1,2,4-Trichlorobenzene	ND	ug/L	2.0	1		09/26/20 14:04	120-82-1	
1,1,1-Trichloroethane	ND	ug/L	0.50	1		09/26/20 14:04	71-55-6	
1,1,2-Trichloroethane	ND	ug/L	0.50	1		09/26/20 14:04	79-00-5	
Trichloroethene	ND	ug/L	0.50	1		09/26/20 14:04	79-01-6	
Trichlorofluoromethane	ND	ug/L	1.0	1		09/26/20 14:04	75-69-4	
1,2,3-Trichloropropane	ND	ug/L	0.50	1		09/26/20 14:04	96-18-4	
1,2,4-Trimethylbenzene	ND	ug/L	0.50	1		09/26/20 14:04	95-63-6	
1,3,5-Trimethylbenzene	ND	ug/L	0.50	1		09/26/20 14:04	108-67-8	
Vinyl chloride	ND	ug/L	1.0	1		09/26/20 14:04	75-01-4	
m&p-Xylene	ND	ug/L	1.0	1		09/26/20 14:04	179601-23-1	
o-Xylene	ND	ug/L	0.50	1		09/26/20 14:04	95-47-6	
Surrogates								
1,2-Dichloroethane-d4 (S)	103	%	70-130	1		09/26/20 14:04	17060-07-0	
4-Bromofluorobenzene (S)	103	%	70-130	1		09/26/20 14:04	460-00-4	
Toluene-d8 (S)	105	%	70-130	1		09/26/20 14:04	2037-26-5	

REPORT OF LABORATORY ANALYSIS

This report shall not be reproduced, except in full,
without the written consent of Pace Analytical Services, LLC.

Pace Analytical Services, LLC
9800 Kincey Ave. Suite 100
Huntersville, NC 28078
(704)875-9092

QUALITY CONTROL DATA

Project: 2020-L1-2448 Incident
Pace Project No.: 92497414

QC Batch: 1549893
QC Batch Method: MADEPV
Analysis Method: MADEP VPH
Analysis Description: MADEPV
Laboratory: Pace National - Mt. Juliet
Associated Lab Samples: 92497414001

METHOD BLANK: R3575310-2 Matrix: Water
Associated Lab Samples: 92497414001

Parameter	Units	Blank Result	Reporting Limit	Analyzed	Qualifiers
Aliphatic (C05-C08)	ug/L	ND	100	09/26/20 21:19	
Aliphatic (C09-C12)	ug/L	ND	100	09/26/20 21:19	
Aromatic (C09-C10),Unadjusted	ug/L	ND	100	09/26/20 21:19	
Total VPH	ug/L	ND	100	09/26/20 21:19	
2,5-Dibromotoluene (FID)	%	157	70.0-130	09/26/20 21:19	ST
2,5-Dibromotoluene (PID)	%	157	70.0-130	09/26/20 21:19	ST

METHOD BLANK: R3575310-4 Matrix: Water
Associated Lab Samples: 92497414001

Parameter	Units	Blank Result	Reporting Limit	Analyzed	Qualifiers
Aliphatic (C05-C08)	ug/L	ND	100	09/27/20 02:22	
Aliphatic (C09-C12)	ug/L	ND	100	09/27/20 02:22	
Aromatic (C09-C10),Unadjusted	ug/L	ND	100	09/27/20 02:22	
Total VPH	ug/L	ND	100	09/27/20 02:22	
2,5-Dibromotoluene (FID)	%	89.4	70.0-130	09/27/20 02:22	
2,5-Dibromotoluene (PID)	%	77.9	70.0-130	09/27/20 02:22	

LABORATORY CONTROL SAMPLE & LCSD: R3575310-1 R3575310-3

Parameter	Units	Spike Conc.	LCS Result	LCSD Result	LCS % Rec	LCSD % Rec	% Rec Limits	RPD	Max RPD	Qualifiers
Aliphatic (C05-C08)	ug/L	1200	1110	1150	92.5	95.8	70.0-130	3.54	25	
Aliphatic (C09-C12)	ug/L	1400	1380	1630	98.6	116	70.0-130	16.6	25	
Aromatic (C09-C10),Unadjusted	ug/L	200	230	256	115	128	70.0-130	10.7	25	
Total VPH	ug/L	2800	2720	3040	97.1	109	70.0-130	11.1	25	
2,5-Dibromotoluene (FID)	%				100	97.5	70.0-130			
2,5-Dibromotoluene (PID)	%				101	85.4	70.0-130			

Results presented on this page are in the units indicated by the "Units" column except where an alternate unit is presented to the right of the result.

REPORT OF LABORATORY ANALYSIS

This report shall not be reproduced, except in full,
without the written consent of Pace Analytical Services, LLC.

Pace Analytical Services, LLC
9800 Kincey Ave. Suite 100
Huntersville, NC 28078
(704)875-9092

QUALITY CONTROL DATA

Project: 2020-L1-2448 Incident
Pace Project No.: 92497414

QC Batch: 569158
QC Batch Method: EPA 3010A
Analysis Method: EPA 6010D
Analysis Description: 6010 MET
Laboratory: Pace Analytical Services - Asheville
Associated Lab Samples: 92497414001

METHOD BLANK: 3015787 Matrix: Water
Associated Lab Samples: 92497414001

Parameter	Units	Blank Result	Reporting Limit	Analyzed	Qualifiers
Lead	ug/L	ND	5.0	09/27/20 15:44	

LABORATORY CONTROL SAMPLE: 3015788

Parameter	Units	Spike Conc.	LCS Result	LCS % Rec	% Rec Limits	Qualifiers
Lead	ug/L	500	482	96	80-120	

MATRIX SPIKE & MATRIX SPIKE DUPLICATE: 3015789 3015790

Parameter	Units	92497401001 Result	MS Spike Conc.	MSD Spike Conc.	MS Result	MSD Result	MS % Rec	MSD % Rec	% Rec Limits	RPD	Qual
Lead	ug/L	ND	500	500	518	520	103	103	75-125	0	

Results presented on this page are in the units indicated by the "Units" column except where an alternate unit is presented to the right of the result.

REPORT OF LABORATORY ANALYSIS

This report shall not be reproduced, except in full,
without the written consent of Pace Analytical Services, LLC.

Pace Analytical Services, LLC
9800 Kincey Ave. Suite 100
Huntersville, NC 28078
(704)875-9092

QUALITY CONTROL DATA

Project: 2020-L1-2448 Incident
Pace Project No.: 92497414

QC Batch: 569140
QC Batch Method: SM 6200B
Analysis Method: SM 6200B
Analysis Description: 6200B MSV
Laboratory: Pace Analytical Services - Charlotte

Associated Lab Samples: 92497414001

METHOD BLANK: 3015732 Matrix: Water
Associated Lab Samples: 92497414001

Parameter	Units	Blank Result	Reporting Limit	Analyzed	Qualifiers
1,1,1,2-Tetrachloroethane	ug/L	ND	0.50	09/26/20 04:42	
1,1,1-Trichloroethane	ug/L	ND	0.50	09/26/20 04:42	
1,1,2,2-Tetrachloroethane	ug/L	ND	0.50	09/26/20 04:42	
1,1,2-Trichloroethane	ug/L	ND	0.50	09/26/20 04:42	
1,1-Dichloroethane	ug/L	ND	0.50	09/26/20 04:42	
1,1-Dichloroethene	ug/L	ND	0.50	09/26/20 04:42	
1,1-Dichloropropene	ug/L	ND	0.50	09/26/20 04:42	
1,2,3-Trichlorobenzene	ug/L	ND	2.0	09/26/20 04:42	
1,2,3-Trichloropropane	ug/L	ND	0.50	09/26/20 04:42	
1,2,4-Trichlorobenzene	ug/L	ND	2.0	09/26/20 04:42	
1,2,4-Trimethylbenzene	ug/L	ND	0.50	09/26/20 04:42	
1,2-Dibromo-3-chloropropane	ug/L	ND	1.0	09/26/20 04:42	
1,2-Dibromoethane (EDB)	ug/L	ND	0.50	09/26/20 04:42	
1,2-Dichlorobenzene	ug/L	ND	0.50	09/26/20 04:42	
1,2-Dichloroethane	ug/L	ND	0.50	09/26/20 04:42	
1,2-Dichloropropane	ug/L	ND	0.50	09/26/20 04:42	
1,3,5-Trimethylbenzene	ug/L	ND	0.50	09/26/20 04:42	
1,3-Dichlorobenzene	ug/L	ND	0.50	09/26/20 04:42	
1,3-Dichloropropane	ug/L	ND	0.50	09/26/20 04:42	
1,4-Dichlorobenzene	ug/L	ND	0.50	09/26/20 04:42	
2,2-Dichloropropane	ug/L	ND	0.50	09/26/20 04:42	
2-Chlorotoluene	ug/L	ND	0.50	09/26/20 04:42	
4-Chlorotoluene	ug/L	ND	0.50	09/26/20 04:42	
Benzene	ug/L	ND	0.50	09/26/20 04:42	
Bromobenzene	ug/L	ND	0.50	09/26/20 04:42	
Bromochloromethane	ug/L	ND	0.50	09/26/20 04:42	
Bromodichloromethane	ug/L	ND	0.50	09/26/20 04:42	
Bromoform	ug/L	ND	0.50	09/26/20 04:42	
Bromomethane	ug/L	ND	5.0	09/26/20 04:42	
Carbon tetrachloride	ug/L	ND	0.50	09/26/20 04:42	
Chlorobenzene	ug/L	ND	0.50	09/26/20 04:42	
Chloroethane	ug/L	ND	1.0	09/26/20 04:42	
Chloroform	ug/L	ND	0.50	09/26/20 04:42	
Chloromethane	ug/L	ND	1.0	09/26/20 04:42	
cis-1,2-Dichloroethene	ug/L	ND	0.50	09/26/20 04:42	
cis-1,3-Dichloropropene	ug/L	ND	0.50	09/26/20 04:42	
Dibromochloromethane	ug/L	ND	0.50	09/26/20 04:42	
Dibromomethane	ug/L	ND	0.50	09/26/20 04:42	
Dichlorodifluoromethane	ug/L	ND	0.50	09/26/20 04:42	
Diisopropyl ether	ug/L	ND	0.50	09/26/20 04:42	

Results presented on this page are in the units indicated by the "Units" column except where an alternate unit is presented to the right of the result.

REPORT OF LABORATORY ANALYSIS

This report shall not be reproduced, except in full,
without the written consent of Pace Analytical Services, LLC.

Pace Analytical Services, LLC
9800 Kincey Ave. Suite 100
Huntersville, NC 28078
(704)875-9092

QUALITY CONTROL DATA

Project: 2020-L1-2448 Incident
Pace Project No.: 92497414

METHOD BLANK: 3015732 Matrix: Water
Associated Lab Samples: 92497414001

Parameter	Units	Blank Result	Reporting Limit	Analyzed	Qualifiers
Ethylbenzene	ug/L	ND	0.50	09/26/20 04:42	
Hexachloro-1,3-butadiene	ug/L	ND	2.0	09/26/20 04:42	
Isopropylbenzene (Cumene)	ug/L	ND	0.50	09/26/20 04:42	
m&p-Xylene	ug/L	ND	1.0	09/26/20 04:42	
Methyl-tert-butyl ether	ug/L	ND	0.50	09/26/20 04:42	
Methylene Chloride	ug/L	ND	2.0	09/26/20 04:42	
n-Butylbenzene	ug/L	ND	0.50	09/26/20 04:42	
n-Propylbenzene	ug/L	ND	0.50	09/26/20 04:42	
Naphthalene	ug/L	ND	2.0	09/26/20 04:42	
o-Xylene	ug/L	ND	0.50	09/26/20 04:42	
sec-Butylbenzene	ug/L	ND	0.50	09/26/20 04:42	
Styrene	ug/L	ND	0.50	09/26/20 04:42	
tert-Butylbenzene	ug/L	ND	0.50	09/26/20 04:42	
Tetrachloroethene	ug/L	ND	0.50	09/26/20 04:42	
Toluene	ug/L	ND	0.50	09/26/20 04:42	
trans-1,2-Dichloroethene	ug/L	ND	0.50	09/26/20 04:42	
trans-1,3-Dichloropropene	ug/L	ND	0.50	09/26/20 04:42	
Trichloroethene	ug/L	ND	0.50	09/26/20 04:42	
Trichlorofluoromethane	ug/L	ND	1.0	09/26/20 04:42	
Vinyl chloride	ug/L	ND	1.0	09/26/20 04:42	
1,2-Dichloroethane-d4 (S)	%	103	70-130	09/26/20 04:42	
4-Bromofluorobenzene (S)	%	104	70-130	09/26/20 04:42	
Toluene-d8 (S)	%	108	70-130	09/26/20 04:42	

LABORATORY CONTROL SAMPLE: 3015733

Parameter	Units	Spike Conc.	LCS Result	LCS % Rec	% Rec Limits	Qualifiers
1,1,1,2-Tetrachloroethane	ug/L	50	47.2	94	60-140	
1,1,1-Trichloroethane	ug/L	50	52.4	105	60-140	
1,1,2,2-Tetrachloroethane	ug/L	50	50.2	100	60-140	
1,1,2-Trichloroethane	ug/L	50	47.7	95	60-140	
1,1-Dichloroethane	ug/L	50	53.3	107	60-140	
1,1-Dichloroethene	ug/L	50	59.0	118	60-140	
1,1-Dichloropropene	ug/L	50	48.3	97	60-140	
1,2,3-Trichlorobenzene	ug/L	50	49.5	99	60-140	
1,2,3-Trichloropropane	ug/L	50	50.9	102	60-140	
1,2,4-Trichlorobenzene	ug/L	50	48.6	97	60-140	
1,2,4-Trimethylbenzene	ug/L	50	53.5	107	60-140	
1,2-Dibromo-3-chloropropane	ug/L	50	56.2	112	60-140	
1,2-Dibromoethane (EDB)	ug/L	50	55.5	111	60-140	
1,2-Dichlorobenzene	ug/L	50	51.4	103	60-140	
1,2-Dichloroethane	ug/L	50	54.0	108	60-140	
1,2-Dichloropropane	ug/L	50	48.1	96	60-140	
1,3,5-Trimethylbenzene	ug/L	50	54.0	108	60-140	

Results presented on this page are in the units indicated by the "Units" column except where an alternate unit is presented to the right of the result.

REPORT OF LABORATORY ANALYSIS

This report shall not be reproduced, except in full,
without the written consent of Pace Analytical Services, LLC.

Pace Analytical Services, LLC
9800 Kincey Ave. Suite 100
Huntersville, NC 28078
(704)875-9092

QUALITY CONTROL DATA

Project: 2020-L1-2448 Incident
Pace Project No.: 92497414

LABORATORY CONTROL SAMPLE: 3015733

Parameter	Units	Spike Conc.	LCS Result	LCS % Rec	% Rec Limits	Qualifiers
1,3-Dichlorobenzene	ug/L	50	50.0	100	60-140	
1,3-Dichloropropane	ug/L	50	56.8	114	60-140	
1,4-Dichlorobenzene	ug/L	50	50.1	100	60-140	
2,2-Dichloropropane	ug/L	50	49.1	98	60-140	
2-Chlorotoluene	ug/L	50	51.5	103	60-140	
4-Chlorotoluene	ug/L	50	50.3	101	60-140	
Benzene	ug/L	50	51.7	103	60-140	
Bromobenzene	ug/L	50	50.0	100	60-140	
Bromochloromethane	ug/L	50	51.3	103	60-140	
Bromodichloromethane	ug/L	50	46.6	93	60-140	
Bromoform	ug/L	50	55.2	110	60-140	
Bromomethane	ug/L	50	47.9	96	60-140	
Carbon tetrachloride	ug/L	50	53.7	107	60-140	
Chlorobenzene	ug/L	50	49.6	99	60-140	
Chloroethane	ug/L	50	52.7	105	60-140	
Chloroform	ug/L	50	55.6	111	60-140	
Chloromethane	ug/L	50	41.2	82	60-140	
cis-1,2-Dichloroethene	ug/L	50	52.9	106	60-140	
cis-1,3-Dichloropropene	ug/L	50	49.5	99	60-140	
Dibromochloromethane	ug/L	50	48.4	97	60-140	
Dibromomethane	ug/L	50	50.5	101	60-140	
Dichlorodifluoromethane	ug/L	50	43.8	88	60-140	
Diisopropyl ether	ug/L	50	52.3	105	60-140	
Ethylbenzene	ug/L	50	50.8	102	60-140	
Hexachloro-1,3-butadiene	ug/L	50	48.7	97	60-140	
Isopropylbenzene (Cumene)	ug/L	50	50.4	101	60-140	
m&p-Xylene	ug/L	100	99.0	99	60-140	
Methyl-tert-butyl ether	ug/L	50	44.1	88	60-140	
Methylene Chloride	ug/L	50	47.0	94	60-140	
n-Butylbenzene	ug/L	50	51.6	103	60-140	
n-Propylbenzene	ug/L	50	49.9	100	60-140	
Naphthalene	ug/L	50	49.4	99	60-140	
o-Xylene	ug/L	50	48.4	97	60-140	
sec-Butylbenzene	ug/L	50	50.8	102	60-140	
Styrene	ug/L	50	52.8	106	60-140	
tert-Butylbenzene	ug/L	50	45.1	90	60-140	
Tetrachloroethene	ug/L	50	53.3	107	60-140	
Toluene	ug/L	50	46.9	94	60-140	
trans-1,2-Dichloroethene	ug/L	50	56.5	113	60-140	
trans-1,3-Dichloropropene	ug/L	50	48.4	97	60-140	
Trichloroethene	ug/L	50	49.3	99	60-140	
Trichlorofluoromethane	ug/L	50	48.8	98	60-140	
Vinyl chloride	ug/L	50	43.9	88	60-140	
1,2-Dichloroethane-d4 (S)	%			112	70-130	
4-Bromofluorobenzene (S)	%			100	70-130	
Toluene-d8 (S)	%			96	70-130	

Results presented on this page are in the units indicated by the "Units" column except where an alternate unit is presented to the right of the result.

REPORT OF LABORATORY ANALYSIS

This report shall not be reproduced, except in full,
without the written consent of Pace Analytical Services, LLC.

Pace Analytical Services, LLC
9800 Kincey Ave. Suite 100
Huntersville, NC 28078
(704)875-9092

QUALITY CONTROL DATA

Project: 2020-L1-2448 Incident
Pace Project No.: 92497414

MATRIX SPIKE & MATRIX SPIKE DUPLICATE: 3015734 3015735

Parameter	Units	92497414001 Result	MS Spike Conc.	MSD Spike Conc.	MS Result	MSD Result	MS % Rec	MSD % Rec	% Rec Limits	RPD	Qual
1,1,1,2-Tetrachloroethane	ug/L	ND	20	20	18.4	18.1	92	91	60-140	1	
1,1,1-Trichloroethane	ug/L	ND	20	20	23.8	23.8	119	119	60-140	0	
1,1,2,2-Tetrachloroethane	ug/L	ND	20	20	18.7	18.6	94	93	60-140	1	
1,1,2-Trichloroethane	ug/L	ND	20	20	20.4	20.1	102	101	60-140	1	
1,1-Dichloroethane	ug/L	ND	20	20	21.2	22.3	106	111	60-140	5	
1,1-Dichloroethene	ug/L	ND	20	20	21.9	22.5	110	112	60-140	2	
1,1-Dichloropropene	ug/L	ND	20	20	21.2	20.8	106	104	60-140	2	
1,2,3-Trichlorobenzene	ug/L	ND	20	20	19.6	19.2	98	96	60-140	2	
1,2,3-Trichloropropane	ug/L	ND	20	20	19.7	20.1	99	100	60-140	2	
1,2,4-Trichlorobenzene	ug/L	ND	20	20	18.5	18.7	93	94	60-140	1	
1,2,4-Trimethylbenzene	ug/L	ND	20	20	19.4	19.3	97	96	60-140	1	
1,2-Dibromo-3-chloropropane	ug/L	ND	20	20	19.3	19.1	96	96	60-140	1	
1,2-Dibromoethane (EDB)	ug/L	ND	20	20	22.6	22.7	113	113	60-140	0	
1,2-Dichlorobenzene	ug/L	ND	20	20	19.8	20.1	99	100	60-140	1	
1,2-Dichloroethane	ug/L	ND	20	20	20.2	20.4	101	102	60-140	1	
1,2-Dichloropropane	ug/L	ND	20	20	22.0	21.3	110	107	60-140	3	
1,3,5-Trimethylbenzene	ug/L	ND	20	20	19.4	19.3	97	97	60-140	0	
1,3-Dichlorobenzene	ug/L	ND	20	20	19.9	19.7	99	98	60-140	1	
1,3-Dichloropropane	ug/L	ND	20	20	20.9	20.6	105	103	60-140	1	
1,4-Dichlorobenzene	ug/L	ND	20	20	20.1	20.3	100	101	60-140	1	
2,2-Dichloropropane	ug/L	ND	20	20	18.9	19.6	94	98	60-140	4	
2-Chlorotoluene	ug/L	ND	20	20	19.8	19.4	99	97	60-140	2	
4-Chlorotoluene	ug/L	ND	20	20	19.5	19.2	97	96	60-140	2	
Benzene	ug/L	ND	20	20	21.5	21.0	107	105	60-140	2	
Bromobenzene	ug/L	ND	20	20	19.2	19.6	96	98	60-140	2	
Bromochloromethane	ug/L	ND	20	20	23.7	25.7	118	128	60-140	8	
Bromodichloromethane	ug/L	ND	20	20	22.4	21.9	112	109	60-140	3	
Bromoform	ug/L	ND	20	20	19.5	19.3	98	97	60-140	1	
Bromomethane	ug/L	ND	20	20	21.6	22.4	108	112	60-140	4	
Carbon tetrachloride	ug/L	ND	20	20	23.9	23.6	119	118	60-140	1	
Chlorobenzene	ug/L	ND	20	20	20.8	20.2	104	101	60-140	3	
Chloroethane	ug/L	ND	20	20	20.8	20.1	104	101	60-140	3	
Chloroform	ug/L	ND	20	20	24.7	24.3	124	121	60-140	2	
Chloromethane	ug/L	ND	20	20	12.4	12.7	62	63	60-140	2	
cis-1,2-Dichloroethene	ug/L	ND	20	20	21.0	21.5	105	107	60-140	2	
cis-1,3-Dichloropropene	ug/L	ND	20	20	19.7	19.6	99	98	60-140	1	
Dibromochloromethane	ug/L	ND	20	20	19.6	19.1	98	95	60-140	3	
Dibromomethane	ug/L	ND	20	20	24.3	23.4	122	117	60-140	4	
Dichlorodifluoromethane	ug/L	ND	20	20	22.6	22.8	113	114	60-140	1	
Diisopropyl ether	ug/L	ND	20	20	15.7	15.7	78	78	60-140	0	
Ethylbenzene	ug/L	ND	20	20	21.1	20.6	106	103	60-140	3	
Hexachloro-1,3-butadiene	ug/L	ND	20	20	21.8	21.2	109	106	60-140	3	
Isopropylbenzene (Cumene)	ug/L	ND	20	20	21.1	21.0	106	105	60-140	1	
m&p-Xylene	ug/L	ND	40	40	42.3	41.0	106	103	60-140	3	
Methyl-tert-butyl ether	ug/L	ND	20	20	22.7	23.1	114	115	60-140	2	
Methylene Chloride	ug/L	ND	20	20	15.9	15.2	80	76	60-140	4	

Results presented on this page are in the units indicated by the "Units" column except where an alternate unit is presented to the right of the result.

REPORT OF LABORATORY ANALYSIS

This report shall not be reproduced, except in full,
without the written consent of Pace Analytical Services, LLC.

Pace Analytical Services, LLC
9800 Kincey Ave. Suite 100
Huntersville, NC 28078
(704)875-9092

QUALITY CONTROL DATA

Project: 2020-L1-2448 Incident
Pace Project No.: 92497414

MATRIX SPIKE & MATRIX SPIKE DUPLICATE: 3015734 3015735

Parameter	Units	92497414001 Result	MS Spike Conc.	MSD Spike Conc.	MS Result	MSD Result	MS % Rec	MSD % Rec	% Rec Limits	RPD	Qual
n-Butylbenzene	ug/L	ND	20	20	18.0	17.3	90	87	60-140	4	
n-Propylbenzene	ug/L	ND	20	20	19.2	19.1	96	96	60-140	0	
Naphthalene	ug/L	ND	20	20	19.1	18.3	96	92	60-140	4	
o-Xylene	ug/L	ND	20	20	20.5	20.1	103	100	60-140	2	
sec-Butylbenzene	ug/L	ND	20	20	19.0	18.9	95	94	60-140	1	
Styrene	ug/L	ND	20	20	21.5	20.4	108	102	60-140	5	
tert-Butylbenzene	ug/L	ND	20	20	18.3	18.3	92	92	60-140	0	
Tetrachloroethene	ug/L	ND	20	20	21.8	20.7	109	104	60-140	5	
Toluene	ug/L	ND	20	20	21.6	21.0	108	105	60-140	3	
trans-1,2-Dichloroethene	ug/L	ND	20	20	21.7	20.8	108	104	60-140	4	
trans-1,3-Dichloropropene	ug/L	ND	20	20	20.3	19.6	101	98	60-140	3	
Trichloroethene	ug/L	ND	20	20	24.4	24.9	122	125	60-140	2	
Trichlorofluoromethane	ug/L	ND	20	20	24.5	24.9	122	125	60-140	2	
Vinyl chloride	ug/L	ND	20	20	18.5	18.5	93	92	60-140	0	
1,2-Dichloroethane-d4 (S)	%						97	98	70-130		
4-Bromofluorobenzene (S)	%						103	100	70-130		
Toluene-d8 (S)	%						98	98	70-130		

Results presented on this page are in the units indicated by the "Units" column except where an alternate unit is presented to the right of the result.

REPORT OF LABORATORY ANALYSIS

This report shall not be reproduced, except in full,
without the written consent of Pace Analytical Services, LLC.

Pace Analytical Services, LLC
9800 Kincey Ave. Suite 100
Huntersville, NC 28078
(704)875-9092

QUALIFIERS

Project: 2020-L1-2448 Incident
Pace Project No.: 92497414

DEFINITIONS

DF - Dilution Factor, if reported, represents the factor applied to the reported data due to dilution of the sample aliquot.

ND - Not Detected at or above adjusted reporting limit.

TNTC - Too Numerous To Count

J - Estimated concentration above the adjusted method detection limit and below the adjusted reporting limit.

MDL - Adjusted Method Detection Limit.

PQL - Practical Quantitation Limit.

RL - Reporting Limit - The lowest concentration value that meets project requirements for quantitative data with known precision and bias for a specific analyte in a specific matrix.

S - Surrogate

1,2-Diphenylhydrazine decomposes to and cannot be separated from Azobenzene using Method 8270. The result for each analyte is a combined concentration.

Consistent with EPA guidelines, unrounded data are displayed and have been used to calculate % recovery and RPD values.

LCS(D) - Laboratory Control Sample (Duplicate)

MS(D) - Matrix Spike (Duplicate)

DUP - Sample Duplicate

RPD - Relative Percent Difference

NC - Not Calculable.

SG - Silica Gel - Clean-Up

U - Indicates the compound was analyzed for, but not detected.

Acid preservation may not be appropriate for 2 Chloroethylvinyl ether.

A separate vial preserved to a pH of 4-5 is recommended in SW846 Chapter 4 for the analysis of Acrolein and Acrylonitrile by EPA Method 8260.

N-Nitrosodiphenylamine decomposes and cannot be separated from Diphenylamine using Method 8270. The result reported for each analyte is a combined concentration.

Pace Analytical is TNI accredited. Contact your Pace PM for the current list of accredited analytes.

TNI - The NELAC Institute.

ANALYTE QUALIFIERS

ST	Surrogate recovery was above laboratory control limits. Results may be biased high.

This report shall not be reproduced, except in full,
without the written consent of Pace Analytical Services, LLC.

Pace Analytical Services, LLC
9800 Kincey Ave. Suite 100
Huntersville, NC 28078
(704)875-9092

QUALITY CONTROL DATA CROSS REFERENCE TABLE

Project: 2020-L1-2448 Incident
Pace Project No.: 92497414

Lab ID	Sample ID	QC Batch Method	QC Batch	Analytical Method	Analytical Batch
92497414001	**14401_HC_RD 20200924**	MADEPV	1549893	MADEP VPH	1549893
92497414001	**14401_HC_RD 20200924**	EPA 3010A	569158	EPA 6010D	569170
92497414001	**14401_HC_RD 20200924**	SM 6200B	569140		

This report shall not be reproduced, except in full,
without the written consent of Pace Analytical Services, LLC.

Pace Analytical

CHAIN-OF-CUSTODY Analytical Request Document

Chain-of-Custody is a LEGAL DOCUMENT - Complete all relevent fields

LAB USE C... mber or

WO#: 92497414

92497414

Containe...

Company: Apex Companies

Address:

Billing Information:

Report To: Andrew Street

Email To: Andrew.Street@apexcos.com

Copy To:

Site Collection Info/Address: 14401 Huntersville Concord Rd

Customer Project Name/Number: 2020-LI-2448 Incident

State: NC County/City: Huntersville Time Zone Collected: [ ] PT [ ] MT [ ] CT [ ] ET

Phone:
Email:

Site/Facility ID #:

Compliance Monitoring? [ ] Yes [ ] No

Collected By (print): Naomi Fretz

Purchase Order #:
Quote #:

DW PWS ID #:
DW Location Code:

Collected By (signature): Naomi Fretz

Turnaround Date Required: ASAP

Immediately Packed on Ice: [ ] Yes [ ] No

Sample Disposal:
[ ] Dispose as appropriate [ ] Return
[ ] Archive: _____
[ ] Hold: _____

Rush: [ ] Same Day [ ] Next Day [ ] 2 Day [ ] 3 Day [ ] 4 Day [ ] 5 Day (Expedite Charges Apply)

Field Filtered (if applicable): [ ] Yes [ ] No

Analysis: _____

* Matrix Codes (Insert in Matrix box below): Drinking Water (DW), Ground Water (GW), Wastewater (WW), Product (P), Soil/Solid (SL), Oil (OL), Wipe (WP), Air (AR), Tissue (TS), Bioassay (B), Vapor (V), Other (OT)

** Preservative Types: (1) nitric acid, (2) sulfuric acid, (3) hydrochloric acid, (4) sodium hydroxide, (5) zinc acetate, (6) methanol, (7) sodium bisulfate, (8) sodium thiosulfate, (9) hexane, (A) ascorbic acid, (B) ammonium sulfate, (C) ammonium hydroxide, (D) TSP, (U) Unpreserved, (O) Other _____

Analyses

Customer Sample ID	Matrix *	Comp / Grab	Collected (or Composite Start) Date	Collected (or Composite Start) Time	Composite End Date	Composite End Time	Res Cl	# of Ctns	VOCs 6200B	MADEP VPH	Lead
14401.HC.RD.20200924	DW	G	9/24/20	1515				8	X	X	X

Lab Profile/Line:

Lab Sample Receipt Checklist:

Custody Seals Present/Intact Y N NA
Custody Signatures Present Y N NA
Collector Signature Present Y N NA
Bottles Intact Y N NA
Correct Bottles Y N NA
Sufficient Volume Y N NA
Samples Received on Ice Y N NA
VOA - Headspace Acceptable Y N NA
USDA Regulated Soils Y N NA
Samples in Holding Time Y N NA
Residual Chlorine Present Y N NA
Cl Strips: _____
Sample pH Acceptable Y N NA
pH Strips: _____
Sulfide Present Y N NA
Lead Acetate Strips: _____

LAB USE ONLY:
Lab Sample # / Comments:

92497414

001

Customer Remarks / Special Conditions / Possible Hazards:

Type of Ice Used: Wet Blue Dry None

Packing Material Used:

Radchem sample(s) screened (<500 cpm): Y N NA

SHORT HOLDS PRESENT (<72 hours): Y N N/A

Lab Tracking #: 2538708

Samples received via: FEDEX UPS Client Courier Pace Courier

Lab Sample Temperature Info:
Temp Blank Received: Y N NA
Therm ID#: 827061
Cooler 1 Temp Upon Receipt: 4 oC
Cooler 1 Therm Corr. Factor: 0 oC
Cooler 1 Corrected Temp: 4 oC
Comments:

Relinquished by/Company: (Signature)	Date/Time:	Received by/Company: (Signature)	Date/Time:
Naomi Fretz / Apex	9/25/20 1210	MDG Pace HVL 9-25-20	12:10
Relinquished by/Company: (Signature)	Date/Time:	Received by/Company: (Signature)	Date/Time:
Relinquished by/Company: (Signature)	Date/Time:	Received by/Company: (Signature)	Date/Time:

MTJL LAB USE ONLY
Table #:
Acctnum:
Template:
Prelogin:
PM:
PB:

Trip Blank Received: Y N NA
HCL MeOH TSP Other

Non Conformance(s): YES / NO

Page: _____ of: _____

Pace Analytical Services, LLC
9800 Kincey Ave. Suite 100
Huntersville, NC 28078
(704)875-9092

September 29, 2020

Andrew Street
Apex Companies - NC
5900 Northwoods Business Pkwy
Suite 5900-0
Charlotte, NC 28269

RE: Project: 2020-L1-2448 Incident
Pace Project No.: 92497416

Dear Andrew Street:

Enclosed are the analytical results for sample(s) received by the laboratory on September 25, 2020. The results relate only to the samples included in this report. Results reported herein conform to the applicable TNI/NELAC Standards and the laboratory's Quality Manual, where applicable, unless otherwise noted in the body of the report.

The test results provided in this final report were generated by each of the following laboratories within the Pace Network:

- Pace National - Mt. Juliet
- Pace Analytical Services - Asheville
- Pace Analytical Services - Charlotte

If you have any questions concerning this report, please feel free to contact me.

Sincerely,

Angela M. Baioni

Angela Baioni
angela.baioni@pacelabs.com
(704)875-9092
Project Manager

Enclosures

cc: J Culbreath, Colonial Pipeline Company
Robert Hughes, Colonial Pipeline
Margaret King, APEX Companies, LLC
Emily Little, Apex Companies
Jeff Morrison, Colonial Pipeline Company
Tom Naumann, APEX Companies - NC
Joe Nicolette, Montrose-EPS
Christopher Schultz, Apex Companies
Alex Testoff, Montrose-EPS
Michael Verdon, Colonial Pipeline Company
JM Wyatt, Colonial Pipeline Company

This report shall not be reproduced, except in full,
without the written consent of Pace Analytical Services, LLC.

Pace Analytical Services, LLC
9800 Kincey Ave. Suite 100
Huntersville, NC 28078
(704)875-9092

CERTIFICATIONS

Project: 2020-L1-2448 Incident
Pace Project No.: 92497416

Pace Analytical Services National

12065 Lebanon Road, Mt. Juliet, TN 37122
Alabama Certification #: 40660
Alaska Certification 17-026
Arizona Certification #: AZ0612
Arkansas Certification #: 88-0469
California Certification #: 2932
Canada Certification #: 1461.01
Colorado Certification #: TN00003
Connecticut Certification #: PH-0197
DOD Certification: #1461.01
EPA# TN00003
Florida Certification #: E87487
Georgia DW Certification #: 923
Georgia Certification: NELAP
Idaho Certification #: TN00003
Illinois Certification #: 200008
Indiana Certification #: C-TN-01
Iowa Certification #: 364
Kansas Certification #: E-10277
Kentucky UST Certification #: 16
Kentucky Certification #: 90010
Louisiana Certification #: AI30792
Louisiana DW Certification #: LA180010
Maine Certification #: TN0002
Maryland Certification #: 324
Massachusetts Certification #: M-TN003
Michigan Certification #: 9958
Minnesota Certification #: 047-999-395
Mississippi Certification #: TN00003
Missouri Certification #: 340
Montana Certification #: CERT0086
Nebraska Certification #: NE-OS-15-05
Nevada Certification #: TN-03-2002-34
New Hampshire Certification #: 2975
New Jersey Certification #: TN002
New Mexico DW Certification
New York Certification #: 11742
North Carolina Aquatic Toxicity Certification #: 41
North Carolina Drinking Water Certification #: 21704
North Carolina Environmental Certificate #: 375
North Dakota Certification #: R-140
Ohio VAP Certification #: CL0069
Oklahoma Certification #: 9915
Oregon Certification #: TN200002
Pennsylvania Certification #: 68-02979
Rhode Island Certification #: LAO00356
South Carolina Certification #: 84004
South Dakota Certification
Tennessee DW/Chem/Micro Certification #: 2006
Texas Certification #: T 104704245-17-14
Texas Mold Certification #: LAB0152
USDA Soil Permit #: P330-15-00234
Utah Certification #: TN00003
Vermont Dept. of Health: ID# VT-2006
Virginia Certification #: VT2006
Virginia Certification #: 460132
Washington Certification #: C847
West Virginia Certification #: 233
Wisconsin Certification #: 9980939910
Wyoming UST Certification #: via A2LA 2926.01
A2LA-ISO 17025 Certification #: 1461.01
A2LA-ISO 17025 Certification #: 1461.02
AIHA-LAP/LLC EMLAP Certification #:100789

Pace Analytical Services Charlotte

9800 Kincey Ave. Ste 100, Huntersville, NC 28078
Louisiana/NELAP Certification # LA170028
North Carolina Drinking Water Certification #: 37706
North Carolina Field Services Certification #: 5342
North Carolina Wastewater Certification #: 12
South Carolina Certification #: 99006001
Florida/NELAP Certification #: E87627
Kentucky UST Certification #: 84
Virginia/VELAP Certification #: 460221

Pace Analytical Services Asheville

2225 Riverside Drive, Asheville, NC 28804
Florida/NELAP Certification #: E87648
Massachusetts Certification #: M-NC030
North Carolina Drinking Water Certification #: 37712
North Carolina Wastewater Certification #: 40
South Carolina Certification #: 99030001
Virginia/VELAP Certification #: 460222

REPORT OF LABORATORY ANALYSIS

This report shall not be reproduced, except in full,
without the written consent of Pace Analytical Services, LLC.

Pace Analytical Services, LLC
9800 Kincey Ave. Suite 100
Huntersville, NC 28078
(704)875-9092

SAMPLE ANALYTE COUNT

Project: 2020-L1-2448 Incident
Pace Project No.: 92497416

Lab ID	Sample ID	Method	Analysts	Analytes Reported	Laboratory
92497416001	**13923_AC_RD 20200924**	MADEP VPH	DWR	6	PAN
		EPA 6010D	DS	1	PASI-A
		SM 6200B	CL	63	PASI-C

PAN = Pace National - Mt. Juliet
PASI-A = Pace Analytical Services - Asheville
PASI-C = Pace Analytical Services - Charlotte

This report shall not be reproduced, except in full,
without the written consent of Pace Analytical Services, LLC.

Pace Analytical Services, LLC
9800 Kincey Ave. Suite 100
Huntersville, NC 28078
(704)875-9092

ANALYTICAL RESULTS

Project: 2020-L1-2448 Incident
Pace Project No.: 92497416

Sample: 13923_AC_RD 20200924 **Lab ID: 92497416001** Collected: 09/24/20 13:10 Received: 09/25/20 12:10 Matrix: Water

Parameters	Results	Units	Report Limit	DF	Prepared	Analyzed	CAS No.	Qual
MADEPV	Analytical Method: MADEP VPH Preparation Method: MADEPV Pace National - Mt. Juliet							
Aliphatic (C05-C08)	ND	ug/L	100	1	09/27/20 09:35	09/27/20 09:35		
Aliphatic (C09-C12)	ND	ug/L	100	1	09/27/20 09:35	09/27/20 09:35		
Aromatic (C09-C10),Unadjusted	ND	ug/L	100	1	09/27/20 09:35	09/27/20 09:35	TPHC9C10A	
Total VPH	ND	ug/L	100	1	09/27/20 09:35	09/27/20 09:35	VPH	
Surrogates								
2,5-Dibromotoluene (FID)	94.0	%	70.0-130	1	09/27/20 09:35	09/27/20 09:35	615-59-8FID	
2,5-Dibromotoluene (PID)	85.6	%	70.0-130	1	09/27/20 09:35	09/27/20 09:35	615-59-8PID	
6010 MET ICP	Analytical Method: EPA 6010D Preparation Method: EPA 3010A Pace Analytical Services - Asheville							
Lead	**5.5**	ug/L	5.0	1	09/26/20 00:58	09/27/20 16:45	7439-92-1	
6200B MSV	Analytical Method: SM 6200B Pace Analytical Services - Charlotte							
Benzene	ND	ug/L	0.50	1		09/26/20 11:20	71-43-2	
Bromobenzene	ND	ug/L	0.50	1		09/26/20 11:20	108-86-1	
Bromochloromethane	ND	ug/L	0.50	1		09/26/20 11:20	74-97-5	
Bromodichloromethane	ND	ug/L	0.50	1		09/26/20 11:20	75-27-4	
Bromoform	ND	ug/L	0.50	1		09/26/20 11:20	75-25-2	
Bromomethane	ND	ug/L	5.0	1		09/26/20 11:20	74-83-9	
n-Butylbenzene	ND	ug/L	0.50	1		09/26/20 11:20	104-51-8	
sec-Butylbenzene	ND	ug/L	0.50	1		09/26/20 11:20	135-98-8	
tert-Butylbenzene	ND	ug/L	0.50	1		09/26/20 11:20	98-06-6	
Carbon tetrachloride	ND	ug/L	0.50	1		09/26/20 11:20	56-23-5	
Chlorobenzene	ND	ug/L	0.50	1		09/26/20 11:20	108-90-7	
Chloroethane	ND	ug/L	1.0	1		09/26/20 11:20	75-00-3	
Chloroform	ND	ug/L	0.50	1		09/26/20 11:20	67-66-3	
Chloromethane	ND	ug/L	1.0	1		09/26/20 11:20	74-87-3	
2-Chlorotoluene	ND	ug/L	0.50	1		09/26/20 11:20	95-49-8	
4-Chlorotoluene	ND	ug/L	0.50	1		09/26/20 11:20	106-43-4	
1,2-Dibromo-3-chloropropane	ND	ug/L	1.0	1		09/26/20 11:20	96-12-8	
Dibromochloromethane	ND	ug/L	0.50	1		09/26/20 11:20	124-48-1	
1,2-Dibromoethane (EDB)	ND	ug/L	0.50	1		09/26/20 11:20	106-93-4	
Dibromomethane	ND	ug/L	0.50	1		09/26/20 11:20	74-95-3	
1,2-Dichlorobenzene	ND	ug/L	0.50	1		09/26/20 11:20	95-50-1	
1,3-Dichlorobenzene	ND	ug/L	0.50	1		09/26/20 11:20	541-73-1	
1,4-Dichlorobenzene	ND	ug/L	0.50	1		09/26/20 11:20	106-46-7	
Dichlorodifluoromethane	ND	ug/L	0.50	1		09/26/20 11:20	75-71-8	
1,1-Dichloroethane	ND	ug/L	0.50	1		09/26/20 11:20	75-34-3	
1,2-Dichloroethane	ND	ug/L	0.50	1		09/26/20 11:20	107-06-2	
1,1-Dichloroethene	ND	ug/L	0.50	1		09/26/20 11:20	75-35-4	
cis-1,2-Dichloroethene	ND	ug/L	0.50	1		09/26/20 11:20	156-59-2	
trans-1,2-Dichloroethene	ND	ug/L	0.50	1		09/26/20 11:20	156-60-5	
1,2-Dichloropropane	ND	ug/L	0.50	1		09/26/20 11:20	78-87-5	
1,3-Dichloropropane	ND	ug/L	0.50	1		09/26/20 11:20	142-28-9	
2,2-Dichloropropane	ND	ug/L	0.50	1		09/26/20 11:20	594-20-7	

REPORT OF LABORATORY ANALYSIS

This report shall not be reproduced, except in full,
without the written consent of Pace Analytical Services, LLC.

Pace Analytical Services, LLC
9800 Kincey Ave. Suite 100
Huntersville, NC 28078
(704)875-9092

ANALYTICAL RESULTS

Project: 2020-L1-2448 Incident
Pace Project No.: 92497416

Sample: 13923_AC_RD 20200924 **Lab ID: 92497416001** Collected: 09/24/20 13:10 Received: 09/25/20 12:10 Matrix: Water

Parameters	Results	Units	Report Limit	DF	Prepared	Analyzed	CAS No.	Qual
6200B MSV	Analytical Method: SM 6200B Pace Analytical Services - Charlotte							
1,1-Dichloropropene	ND	ug/L	0.50	1		09/26/20 11:20	563-58-6	
cis-1,3-Dichloropropene	ND	ug/L	0.50	1		09/26/20 11:20	10061-01-5	
trans-1,3-Dichloropropene	ND	ug/L	0.50	1		09/26/20 11:20	10061-02-6	
Diisopropyl ether	ND	ug/L	0.50	1		09/26/20 11:20	108-20-3	
Ethylbenzene	ND	ug/L	0.50	1		09/26/20 11:20	100-41-4	
Hexachloro-1,3-butadiene	ND	ug/L	2.0	1		09/26/20 11:20	87-68-3	
Isopropylbenzene (Cumene)	ND	ug/L	0.50	1		09/26/20 11:20	98-82-8	
Methylene Chloride	ND	ug/L	2.0	1		09/26/20 11:20	75-09-2	
Methyl-tert-butyl ether	ND	ug/L	0.50	1		09/26/20 11:20	1634-04-4	
Naphthalene	ND	ug/L	2.0	1		09/26/20 11:20	91-20-3	
n-Propylbenzene	ND	ug/L	0.50	1		09/26/20 11:20	103-65-1	
Styrene	ND	ug/L	0.50	1		09/26/20 11:20	100-42-5	
1,1,1,2-Tetrachloroethane	ND	ug/L	0.50	1		09/26/20 11:20	630-20-6	
1,1,2,2-Tetrachloroethane	ND	ug/L	0.50	1		09/26/20 11:20	79-34-5	
Tetrachloroethene	ND	ug/L	0.50	1		09/26/20 11:20	127-18-4	
Toluene	ND	ug/L	0.50	1		09/26/20 11:20	108-88-3	
1,2,3-Trichlorobenzene	ND	ug/L	2.0	1		09/26/20 11:20	87-61-6	
1,2,4-Trichlorobenzene	ND	ug/L	2.0	1		09/26/20 11:20	120-82-1	
1,1,1-Trichloroethane	ND	ug/L	0.50	1		09/26/20 11:20	71-55-6	
1,1,2-Trichloroethane	ND	ug/L	0.50	1		09/26/20 11:20	79-00-5	
Trichloroethene	ND	ug/L	0.50	1		09/26/20 11:20	79-01-6	
Trichlorofluoromethane	ND	ug/L	1.0	1		09/26/20 11:20	75-69-4	
1,2,3-Trichloropropane	ND	ug/L	0.50	1		09/26/20 11:20	96-18-4	
1,2,4-Trimethylbenzene	ND	ug/L	0.50	1		09/26/20 11:20	95-63-6	
1,3,5-Trimethylbenzene	ND	ug/L	0.50	1		09/26/20 11:20	108-67-8	
Vinyl chloride	ND	ug/L	1.0	1		09/26/20 11:20	75-01-4	
m&p-Xylene	ND	ug/L	1.0	1		09/26/20 11:20	179601-23-1	
o-Xylene	ND	ug/L	0.50	1		09/26/20 11:20	95-47-6	
Surrogates								
1,2-Dichloroethane-d4 (S)	100	%	70-130	1		09/26/20 11:20	17060-07-0	
4-Bromofluorobenzene (S)	103	%	70-130	1		09/26/20 11:20	460-00-4	
Toluene-d8 (S)	108	%	70-130	1		09/26/20 11:20	2037-26-5	

REPORT OF LABORATORY ANALYSIS

This report shall not be reproduced, except in full,
without the written consent of Pace Analytical Services, LLC.

Pace Analytical Services, LLC
9800 Kincey Ave. Suite 100
Huntersville, NC 28078
(704)875-9092

QUALITY CONTROL DATA

Project: 2020-L1-2448 Incident
Pace Project No.: 92497416

QC Batch: 1549893
QC Batch Method: MADEPV
Analysis Method: MADEP VPH
Analysis Description: MADEPV
Laboratory: Pace National - Mt. Juliet
Associated Lab Samples: 92497416001

METHOD BLANK: R3575310-2 Matrix: Water
Associated Lab Samples: 92497416001

Parameter	Units	Blank Result	Reporting Limit	Analyzed	Qualifiers
Aliphatic (C05-C08)	ug/L	ND	100	09/26/20 21:19	
Aliphatic (C09-C12)	ug/L	ND	100	09/26/20 21:19	
Aromatic (C09-C10),Unadjusted	ug/L	ND	100	09/26/20 21:19	
Total VPH	ug/L	ND	100	09/26/20 21:19	
2,5-Dibromotoluene (FID)	%	157	70.0-130	09/26/20 21:19	ST
2,5-Dibromotoluene (PID)	%	157	70.0-130	09/26/20 21:19	ST

METHOD BLANK: R3575310-4 Matrix: Water
Associated Lab Samples: 92497416001

Parameter	Units	Blank Result	Reporting Limit	Analyzed	Qualifiers
Aliphatic (C05-C08)	ug/L	ND	100	09/27/20 02:22	
Aliphatic (C09-C12)	ug/L	ND	100	09/27/20 02:22	
Aromatic (C09-C10),Unadjusted	ug/L	ND	100	09/27/20 02:22	
Total VPH	ug/L	ND	100	09/27/20 02:22	
2,5-Dibromotoluene (FID)	%	89.4	70.0-130	09/27/20 02:22	
2,5-Dibromotoluene (PID)	%	77.9	70.0-130	09/27/20 02:22	

LABORATORY CONTROL SAMPLE & LCSD: R3575310-1 R3575310-3

Parameter	Units	Spike Conc.	LCS Result	LCSD Result	LCS % Rec	LCSD % Rec	% Rec Limits	RPD	Max RPD	Qualifiers
Aliphatic (C05-C08)	ug/L	1200	1110	1150	92.5	95.8	70.0-130	3.54	25	
Aliphatic (C09-C12)	ug/L	1400	1380	1630	98.6	116	70.0-130	16.6	25	
Aromatic (C09-C10),Unadjusted	ug/L	200	230	256	115	128	70.0-130	10.7	25	
Total VPH	ug/L	2800	2720	3040	97.1	109	70.0-130	11.1	25	
2,5-Dibromotoluene (FID)	%				100	97.5	70.0-130			
2,5-Dibromotoluene (PID)	%				101	85.4	70.0-130			

Results presented on this page are in the units indicated by the "Units" column except where an alternate unit is presented to the right of the result.

REPORT OF LABORATORY ANALYSIS

This report shall not be reproduced, except in full,
without the written consent of Pace Analytical Services, LLC.

Pace Analytical Services, LLC
9800 Kincey Ave. Suite 100
Huntersville, NC 28078
(704)875-9092

QUALITY CONTROL DATA

Project: 2020-L1-2448 Incident
Pace Project No.: 92497416

QC Batch: 569158
QC Batch Method: EPA 3010A
Analysis Method: EPA 6010D
Analysis Description: 6010 MET
Laboratory: Pace Analytical Services - Asheville
Associated Lab Samples: 92497416001

METHOD BLANK: 3015787 Matrix: Water
Associated Lab Samples: 92497416001

Parameter	Units	Blank Result	Reporting Limit	Analyzed	Qualifiers
Lead	ug/L	ND	5.0	09/27/20 15:44	

LABORATORY CONTROL SAMPLE: 3015788

Parameter	Units	Spike Conc.	LCS Result	LCS % Rec	% Rec Limits	Qualifiers
Lead	ug/L	500	482	96	80-120	

MATRIX SPIKE & MATRIX SPIKE DUPLICATE: 3015789 3015790

Parameter	Units	92497401001 Result	MS Spike Conc.	MSD Spike Conc.	MS Result	MSD Result	MS % Rec	MSD % Rec	% Rec Limits	RPD	Qual
Lead	ug/L	ND	500	500	518	520	103	103	75-125	0	

Results presented on this page are in the units indicated by the "Units" column except where an alternate unit is presented to the right of the result.

REPORT OF LABORATORY ANALYSIS

This report shall not be reproduced, except in full,
without the written consent of Pace Analytical Services, LLC.

Pace Analytical Services, LLC
9800 Kincey Ave. Suite 100
Huntersville, NC 28078
(704)875-9092

QUALITY CONTROL DATA

Project: 2020-L1-2448 Incident
Pace Project No.: 92497416

QC Batch: 569140
QC Batch Method: SM 6200B
Analysis Method: SM 6200B
Analysis Description: 6200B MSV
Laboratory: Pace Analytical Services - Charlotte

Associated Lab Samples: 92497416001

METHOD BLANK: 3015732 Matrix: Water
Associated Lab Samples: 92497416001

Parameter	Units	Blank Result	Reporting Limit	Analyzed	Qualifiers
1,1,1,2-Tetrachloroethane	ug/L	ND	0.50	09/26/20 04:42	
1,1,1-Trichloroethane	ug/L	ND	0.50	09/26/20 04:42	
1,1,2,2-Tetrachloroethane	ug/L	ND	0.50	09/26/20 04:42	
1,1,2-Trichloroethane	ug/L	ND	0.50	09/26/20 04:42	
1,1-Dichloroethane	ug/L	ND	0.50	09/26/20 04:42	
1,1-Dichloroethene	ug/L	ND	0.50	09/26/20 04:42	
1,1-Dichloropropene	ug/L	ND	0.50	09/26/20 04:42	
1,2,3-Trichlorobenzene	ug/L	ND	2.0	09/26/20 04:42	
1,2,3-Trichloropropane	ug/L	ND	0.50	09/26/20 04:42	
1,2,4-Trichlorobenzene	ug/L	ND	2.0	09/26/20 04:42	
1,2,4-Trimethylbenzene	ug/L	ND	0.50	09/26/20 04:42	
1,2-Dibromo-3-chloropropane	ug/L	ND	1.0	09/26/20 04:42	
1,2-Dibromoethane (EDB)	ug/L	ND	0.50	09/26/20 04:42	
1,2-Dichlorobenzene	ug/L	ND	0.50	09/26/20 04:42	
1,2-Dichloroethane	ug/L	ND	0.50	09/26/20 04:42	
1,2-Dichloropropane	ug/L	ND	0.50	09/26/20 04:42	
1,3,5-Trimethylbenzene	ug/L	ND	0.50	09/26/20 04:42	
1,3-Dichlorobenzene	ug/L	ND	0.50	09/26/20 04:42	
1,3-Dichloropropane	ug/L	ND	0.50	09/26/20 04:42	
1,4-Dichlorobenzene	ug/L	ND	0.50	09/26/20 04:42	
2,2-Dichloropropane	ug/L	ND	0.50	09/26/20 04:42	
2-Chlorotoluene	ug/L	ND	0.50	09/26/20 04:42	
4-Chlorotoluene	ug/L	ND	0.50	09/26/20 04:42	
Benzene	ug/L	ND	0.50	09/26/20 04:42	
Bromobenzene	ug/L	ND	0.50	09/26/20 04:42	
Bromochloromethane	ug/L	ND	0.50	09/26/20 04:42	
Bromodichloromethane	ug/L	ND	0.50	09/26/20 04:42	
Bromoform	ug/L	ND	0.50	09/26/20 04:42	
Bromomethane	ug/L	ND	5.0	09/26/20 04:42	
Carbon tetrachloride	ug/L	ND	0.50	09/26/20 04:42	
Chlorobenzene	ug/L	ND	0.50	09/26/20 04:42	
Chloroethane	ug/L	ND	1.0	09/26/20 04:42	
Chloroform	ug/L	ND	0.50	09/26/20 04:42	
Chloromethane	ug/L	ND	1.0	09/26/20 04:42	
cis-1,2-Dichloroethene	ug/L	ND	0.50	09/26/20 04:42	
cis-1,3-Dichloropropene	ug/L	ND	0.50	09/26/20 04:42	
Dibromochloromethane	ug/L	ND	0.50	09/26/20 04:42	
Dibromomethane	ug/L	ND	0.50	09/26/20 04:42	
Dichlorodifluoromethane	ug/L	ND	0.50	09/26/20 04:42	
Diisopropyl ether	ug/L	ND	0.50	09/26/20 04:42	

Results presented on this page are in the units indicated by the "Units" column except where an alternate unit is presented to the right of the result.

REPORT OF LABORATORY ANALYSIS

This report shall not be reproduced, except in full,
without the written consent of Pace Analytical Services, LLC.

Pace Analytical Services, LLC
9800 Kincey Ave. Suite 100
Huntersville, NC 28078
(704)875-9092

QUALITY CONTROL DATA

Project: 2020-L1-2448 Incident
Pace Project No.: 92497416

METHOD BLANK: 3015732 Matrix: Water
Associated Lab Samples: 92497416001

Parameter	Units	Blank Result	Reporting Limit	Analyzed	Qualifiers
Ethylbenzene	ug/L	ND	0.50	09/26/20 04:42	
Hexachloro-1,3-butadiene	ug/L	ND	2.0	09/26/20 04:42	
Isopropylbenzene (Cumene)	ug/L	ND	0.50	09/26/20 04:42	
m&p-Xylene	ug/L	ND	1.0	09/26/20 04:42	
Methyl-tert-butyl ether	ug/L	ND	0.50	09/26/20 04:42	
Methylene Chloride	ug/L	ND	2.0	09/26/20 04:42	
n-Butylbenzene	ug/L	ND	0.50	09/26/20 04:42	
n-Propylbenzene	ug/L	ND	0.50	09/26/20 04:42	
Naphthalene	ug/L	ND	2.0	09/26/20 04:42	
o-Xylene	ug/L	ND	0.50	09/26/20 04:42	
sec-Butylbenzene	ug/L	ND	0.50	09/26/20 04:42	
Styrene	ug/L	ND	0.50	09/26/20 04:42	
tert-Butylbenzene	ug/L	ND	0.50	09/26/20 04:42	
Tetrachloroethene	ug/L	ND	0.50	09/26/20 04:42	
Toluene	ug/L	ND	0.50	09/26/20 04:42	
trans-1,2-Dichloroethene	ug/L	ND	0.50	09/26/20 04:42	
trans-1,3-Dichloropropene	ug/L	ND	0.50	09/26/20 04:42	
Trichloroethene	ug/L	ND	0.50	09/26/20 04:42	
Trichlorofluoromethane	ug/L	ND	1.0	09/26/20 04:42	
Vinyl chloride	ug/L	ND	1.0	09/26/20 04:42	
1,2-Dichloroethane-d4 (S)	%	103	70-130	09/26/20 04:42	
4-Bromofluorobenzene (S)	%	104	70-130	09/26/20 04:42	
Toluene-d8 (S)	%	108	70-130	09/26/20 04:42	

LABORATORY CONTROL SAMPLE: 3015733

Parameter	Units	Spike Conc.	LCS Result	LCS % Rec	% Rec Limits	Qualifiers
1,1,1,2-Tetrachloroethane	ug/L	50	47.2	94	60-140	
1,1,1-Trichloroethane	ug/L	50	52.4	105	60-140	
1,1,2,2-Tetrachloroethane	ug/L	50	50.2	100	60-140	
1,1,2-Trichloroethane	ug/L	50	47.7	95	60-140	
1,1-Dichloroethane	ug/L	50	53.3	107	60-140	
1,1-Dichloroethene	ug/L	50	59.0	118	60-140	
1,1-Dichloropropene	ug/L	50	48.3	97	60-140	
1,2,3-Trichlorobenzene	ug/L	50	49.5	99	60-140	
1,2,3-Trichloropropane	ug/L	50	50.9	102	60-140	
1,2,4-Trichlorobenzene	ug/L	50	48.6	97	60-140	
1,2,4-Trimethylbenzene	ug/L	50	53.5	107	60-140	
1,2-Dibromo-3-chloropropane	ug/L	50	56.2	112	60-140	
1,2-Dibromoethane (EDB)	ug/L	50	55.5	111	60-140	
1,2-Dichlorobenzene	ug/L	50	51.4	103	60-140	
1,2-Dichloroethane	ug/L	50	54.0	108	60-140	
1,2-Dichloropropane	ug/L	50	48.1	96	60-140	
1,3,5-Trimethylbenzene	ug/L	50	54.0	108	60-140	

Results presented on this page are in the units indicated by the "Units" column except where an alternate unit is presented to the right of the result.

REPORT OF LABORATORY ANALYSIS

This report shall not be reproduced, except in full,
without the written consent of Pace Analytical Services, LLC.

Pace Analytical Services, LLC
9800 Kincey Ave. Suite 100
Huntersville, NC 28078
(704)875-9092

QUALITY CONTROL DATA

Project: 2020-L1-2448 Incident
Pace Project No.: 92497416

LABORATORY CONTROL SAMPLE: 3015733

Parameter	Units	Spike Conc.	LCS Result	LCS % Rec	% Rec Limits	Qualifiers
1,3-Dichlorobenzene	ug/L	50	50.0	100	60-140	
1,3-Dichloropropane	ug/L	50	56.8	114	60-140	
1,4-Dichlorobenzene	ug/L	50	50.1	100	60-140	
2,2-Dichloropropane	ug/L	50	49.1	98	60-140	
2-Chlorotoluene	ug/L	50	51.5	103	60-140	
4-Chlorotoluene	ug/L	50	50.3	101	60-140	
Benzene	ug/L	50	51.7	103	60-140	
Bromobenzene	ug/L	50	50.0	100	60-140	
Bromochloromethane	ug/L	50	51.3	103	60-140	
Bromodichloromethane	ug/L	50	46.6	93	60-140	
Bromoform	ug/L	50	55.2	110	60-140	
Bromomethane	ug/L	50	47.9	96	60-140	
Carbon tetrachloride	ug/L	50	53.7	107	60-140	
Chlorobenzene	ug/L	50	49.6	99	60-140	
Chloroethane	ug/L	50	52.7	105	60-140	
Chloroform	ug/L	50	55.6	111	60-140	
Chloromethane	ug/L	50	41.2	82	60-140	
cis-1,2-Dichloroethene	ug/L	50	52.9	106	60-140	
cis-1,3-Dichloropropene	ug/L	50	49.5	99	60-140	
Dibromochloromethane	ug/L	50	48.4	97	60-140	
Dibromomethane	ug/L	50	50.5	101	60-140	
Dichlorodifluoromethane	ug/L	50	43.8	88	60-140	
Diisopropyl ether	ug/L	50	52.3	105	60-140	
Ethylbenzene	ug/L	50	50.8	102	60-140	
Hexachloro-1,3-butadiene	ug/L	50	48.7	97	60-140	
Isopropylbenzene (Cumene)	ug/L	50	50.4	101	60-140	
m&p-Xylene	ug/L	100	99.0	99	60-140	
Methyl-tert-butyl ether	ug/L	50	44.1	88	60-140	
Methylene Chloride	ug/L	50	47.0	94	60-140	
n-Butylbenzene	ug/L	50	51.6	103	60-140	
n-Propylbenzene	ug/L	50	49.9	100	60-140	
Naphthalene	ug/L	50	49.4	99	60-140	
o-Xylene	ug/L	50	48.4	97	60-140	
sec-Butylbenzene	ug/L	50	50.8	102	60-140	
Styrene	ug/L	50	52.8	106	60-140	
tert-Butylbenzene	ug/L	50	45.1	90	60-140	
Tetrachloroethene	ug/L	50	53.3	107	60-140	
Toluene	ug/L	50	46.9	94	60-140	
trans-1,2-Dichloroethene	ug/L	50	56.5	113	60-140	
trans-1,3-Dichloropropene	ug/L	50	48.4	97	60-140	
Trichloroethene	ug/L	50	49.3	99	60-140	
Trichlorofluoromethane	ug/L	50	48.8	98	60-140	
Vinyl chloride	ug/L	50	43.9	88	60-140	
1,2-Dichloroethane-d4 (S)	%			112	70-130	
4-Bromofluorobenzene (S)	%			100	70-130	
Toluene-d8 (S)	%			96	70-130	

Results presented on this page are in the units indicated by the "Units" column except where an alternate unit is presented to the right of the result.

REPORT OF LABORATORY ANALYSIS

This report shall not be reproduced, except in full,
without the written consent of Pace Analytical Services, LLC.

Pace Analytical Services, LLC
9800 Kincey Ave. Suite 100
Huntersville, NC 28078
(704)875-9092

QUALITY CONTROL DATA

Project: 2020-L1-2448 Incident
Pace Project No.: 92497416

MATRIX SPIKE & MATRIX SPIKE DUPLICATE: 3015734 3015735

Parameter	Units	92497414001 Result	MS Spike Conc.	MSD Spike Conc.	MS Result	MSD Result	MS % Rec	MSD % Rec	% Rec Limits	RPD	Qual
1,1,1,2-Tetrachloroethane	ug/L	ND	20	20	18.4	18.1	92	91	60-140	1	
1,1,1-Trichloroethane	ug/L	ND	20	20	23.8	23.8	119	119	60-140	0	
1,1,2,2-Tetrachloroethane	ug/L	ND	20	20	18.7	18.6	94	93	60-140	1	
1,1,2-Trichloroethane	ug/L	ND	20	20	20.4	20.1	102	101	60-140	1	
1,1-Dichloroethane	ug/L	ND	20	20	21.2	22.3	106	111	60-140	5	
1,1-Dichloroethene	ug/L	ND	20	20	21.9	22.5	110	112	60-140	2	
1,1-Dichloropropene	ug/L	ND	20	20	21.2	20.8	106	104	60-140	2	
1,2,3-Trichlorobenzene	ug/L	ND	20	20	19.6	19.2	98	96	60-140	2	
1,2,3-Trichloropropane	ug/L	ND	20	20	19.7	20.1	99	100	60-140	2	
1,2,4-Trichlorobenzene	ug/L	ND	20	20	18.5	18.7	93	94	60-140	1	
1,2,4-Trimethylbenzene	ug/L	ND	20	20	19.4	19.3	97	96	60-140	1	
1,2-Dibromo-3-chloropropane	ug/L	ND	20	20	19.3	19.1	96	96	60-140	1	
1,2-Dibromoethane (EDB)	ug/L	ND	20	20	22.6	22.7	113	113	60-140	0	
1,2-Dichlorobenzene	ug/L	ND	20	20	19.8	20.1	99	100	60-140	1	
1,2-Dichloroethane	ug/L	ND	20	20	20.2	20.4	101	102	60-140	1	
1,2-Dichloropropane	ug/L	ND	20	20	22.0	21.3	110	107	60-140	3	
1,3,5-Trimethylbenzene	ug/L	ND	20	20	19.4	19.3	97	97	60-140	0	
1,3-Dichlorobenzene	ug/L	ND	20	20	19.9	19.7	99	98	60-140	1	
1,3-Dichloropropane	ug/L	ND	20	20	20.9	20.6	105	103	60-140	1	
1,4-Dichlorobenzene	ug/L	ND	20	20	20.1	20.3	100	101	60-140	1	
2,2-Dichloropropane	ug/L	ND	20	20	18.9	19.6	94	98	60-140	4	
2-Chlorotoluene	ug/L	ND	20	20	19.8	19.4	99	97	60-140	2	
4-Chlorotoluene	ug/L	ND	20	20	19.5	19.2	97	96	60-140	2	
Benzene	ug/L	ND	20	20	21.5	21.0	107	105	60-140	2	
Bromobenzene	ug/L	ND	20	20	19.2	19.6	96	98	60-140	2	
Bromochloromethane	ug/L	ND	20	20	23.7	25.7	118	128	60-140	8	
Bromodichloromethane	ug/L	ND	20	20	22.4	21.9	112	109	60-140	3	
Bromoform	ug/L	ND	20	20	19.5	19.3	98	97	60-140	1	
Bromomethane	ug/L	ND	20	20	21.6	22.4	108	112	60-140	4	
Carbon tetrachloride	ug/L	ND	20	20	23.9	23.6	119	118	60-140	1	
Chlorobenzene	ug/L	ND	20	20	20.8	20.2	104	101	60-140	3	
Chloroethane	ug/L	ND	20	20	20.8	20.1	104	101	60-140	3	
Chloroform	ug/L	ND	20	20	24.7	24.3	124	121	60-140	2	
Chloromethane	ug/L	ND	20	20	12.4	12.7	62	63	60-140	2	
cis-1,2-Dichloroethene	ug/L	ND	20	20	21.0	21.5	105	107	60-140	2	
cis-1,3-Dichloropropene	ug/L	ND	20	20	19.7	19.6	99	98	60-140	1	
Dibromochloromethane	ug/L	ND	20	20	19.6	19.1	98	95	60-140	3	
Dibromomethane	ug/L	ND	20	20	24.3	23.4	122	117	60-140	4	
Dichlorodifluoromethane	ug/L	ND	20	20	22.6	22.8	113	114	60-140	1	
Diisopropyl ether	ug/L	ND	20	20	15.7	15.7	78	78	60-140	0	
Ethylbenzene	ug/L	ND	20	20	21.1	20.6	106	103	60-140	3	
Hexachloro-1,3-butadiene	ug/L	ND	20	20	21.8	21.2	109	106	60-140	3	
Isopropylbenzene (Cumene)	ug/L	ND	20	20	21.1	21.0	106	105	60-140	1	
m&p-Xylene	ug/L	ND	40	40	42.3	41.0	106	103	60-140	3	
Methyl-tert-butyl ether	ug/L	ND	20	20	22.7	23.1	114	115	60-140	2	
Methylene Chloride	ug/L	ND	20	20	15.9	15.2	80	76	60-140	4	

Results presented on this page are in the units indicated by the "Units" column except where an alternate unit is presented to the right of the result.

REPORT OF LABORATORY ANALYSIS

This report shall not be reproduced, except in full,
without the written consent of Pace Analytical Services, LLC.

Pace Analytical Services, LLC
9800 Kincey Ave. Suite 100
Huntersville, NC 28078
(704)875-9092

QUALITY CONTROL DATA

Project: 2020-L1-2448 Incident
Pace Project No.: 92497416

MATRIX SPIKE & MATRIX SPIKE DUPLICATE: 3015734 3015735

Parameter	Units	92497414001 Result	MS Spike Conc.	MSD Spike Conc.	MS Result	MSD Result	MS % Rec	MSD % Rec	% Rec Limits	RPD	Qual
n-Butylbenzene	ug/L	ND	20	20	18.0	17.3	90	87	60-140	4	
n-Propylbenzene	ug/L	ND	20	20	19.2	19.1	96	96	60-140	0	
Naphthalene	ug/L	ND	20	20	19.1	18.3	96	92	60-140	4	
o-Xylene	ug/L	ND	20	20	20.5	20.1	103	100	60-140	2	
sec-Butylbenzene	ug/L	ND	20	20	19.0	18.9	95	94	60-140	1	
Styrene	ug/L	ND	20	20	21.5	20.4	108	102	60-140	5	
tert-Butylbenzene	ug/L	ND	20	20	18.3	18.3	92	92	60-140	0	
Tetrachloroethene	ug/L	ND	20	20	21.8	20.7	109	104	60-140	5	
Toluene	ug/L	ND	20	20	21.6	21.0	108	105	60-140	3	
trans-1,2-Dichloroethene	ug/L	ND	20	20	21.7	20.8	108	104	60-140	4	
trans-1,3-Dichloropropene	ug/L	ND	20	20	20.3	19.6	101	98	60-140	3	
Trichloroethene	ug/L	ND	20	20	24.4	24.9	122	125	60-140	2	
Trichlorofluoromethane	ug/L	ND	20	20	24.5	24.9	122	125	60-140	2	
Vinyl chloride	ug/L	ND	20	20	18.5	18.5	93	92	60-140	0	
1,2-Dichloroethane-d4 (S)	%						97	98	70-130		
4-Bromofluorobenzene (S)	%						103	100	70-130		
Toluene-d8 (S)	%						98	98	70-130		

Results presented on this page are in the units indicated by the "Units" column except where an alternate unit is presented to the right of the result.

REPORT OF LABORATORY ANALYSIS

This report shall not be reproduced, except in full,
without the written consent of Pace Analytical Services, LLC.

Pace Analytical Services, LLC
9800 Kincey Ave. Suite 100
Huntersville, NC 28078
(704)875-9092

QUALIFIERS

Project: 2020-L1-2448 Incident
Pace Project No.: 92497416

DEFINITIONS

DF - Dilution Factor, if reported, represents the factor applied to the reported data due to dilution of the sample aliquot.

ND - Not Detected at or above adjusted reporting limit.

TNTC - Too Numerous To Count

J - Estimated concentration above the adjusted method detection limit and below the adjusted reporting limit.

MDL - Adjusted Method Detection Limit.

PQL - Practical Quantitation Limit.

RL - Reporting Limit - The lowest concentration value that meets project requirements for quantitative data with known precision and bias for a specific analyte in a specific matrix.

S - Surrogate

1,2-Diphenylhydrazine decomposes to and cannot be separated from Azobenzene using Method 8270. The result for each analyte is a combined concentration.

Consistent with EPA guidelines, unrounded data are displayed and have been used to calculate % recovery and RPD values.

LCS(D) - Laboratory Control Sample (Duplicate)

MS(D) - Matrix Spike (Duplicate)

DUP - Sample Duplicate

RPD - Relative Percent Difference

NC - Not Calculable.

SG - Silica Gel - Clean-Up

U - Indicates the compound was analyzed for, but not detected.

Acid preservation may not be appropriate for 2 Chloroethylvinyl ether.

A separate vial preserved to a pH of 4-5 is recommended in SW846 Chapter 4 for the analysis of Acrolein and Acrylonitrile by EPA Method 8260.

N-Nitrosodiphenylamine decomposes and cannot be separated from Diphenylamine using Method 8270. The result reported for each analyte is a combined concentration.

Pace Analytical is TNI accredited. Contact your Pace PM for the current list of accredited analytes.

TNI - The NELAC Institute.

ANALYTE QUALIFIERS

ST	Surrogate recovery was above laboratory control limits. Results may be biased high.

This report shall not be reproduced, except in full,
without the written consent of Pace Analytical Services, LLC.

Pace Analytical Services, LLC
9800 Kincey Ave. Suite 100
Huntersville, NC 28078
(704)875-9092

QUALITY CONTROL DATA CROSS REFERENCE TABLE

Project: 2020-L1-2448 Incident
Pace Project No.: 92497416

Lab ID	Sample ID	QC Batch Method	QC Batch	Analytical Method	Analytical Batch
92497416001	**13923_AC_RD 20200924**	MADEPV	1549893	MADEP VPH	1549893
92497416001	**13923_AC_RD 20200924**	EPA 3010A	569158	EPA 6010D	569170
92497416001	**13923_AC_RD 20200924**	SM 6200B	569140		

This report shall not be reproduced, except in full,
without the written consent of Pace Analytical Services, LLC.

Pace Analytical®

CHAIN-OF-CUSTODY Analytical Request Document

Chain-of-Custody is a LEGAL DOCUMENT - Complete all relevent fields

LAB USE ... umber or

WO# : 92497416

92497416

Contain

Company: Apex Companies	Billing Information:
Address:	
Report To: Andrew Street	Email To: Andrew.Street@apexcos.com
Copy To:	Site Collection Info/Address: 13923 Ashley Chapel Rd
Customer Project Name/Number: 2020-LI-2448 Incident	State: NC County/City: Huntersville Time Zone Collected: [ ] PT [ ] MT [ ] CT [ ] ET
Phone: Email:	Site/Facility ID #: Compliance Monitoring? [ ] Yes [ ] No
Collected By (print): Naomi Fretz	Purchase Order #: Quote #: DW PWS ID #: DW Location Code:
Collected By (signature): Naomi Fretz	Turnaround Date Required: ASAP Immediately Packed on Ice: [ ] Yes [ ] No
Sample Disposal: [ ] Dispose as appropriate [ ] Return [ ] Archive: _____ [ ] Hold: _____	Rush: [ ] Same Day [ ] Next Day [ ] 2 Day [ ] 3 Day [ ] 4 Day [ ] 5 Day (Expedite Charges Apply) Field Filtered (if applicable): [ ] Yes [ ] No Analysis: _____

** Preservative Types: (1) nitric acid, (2) sulfuric acid, (3) hydrochloric acid, (4) sodium hydroxide, (5) zinc acetate, (6) methanol, (7) sodium bisulfate, (8) sodium thiosulfate, (9) hexane, (A) ascorbic acid, (B) ammonium sulfate, (C) ammonium hydroxide, (D) TSP, (U) Unpreserved, (O) Other _____

* Matrix Codes (Insert in Matrix box below): Drinking Water (DW), Ground Water (GW), Wastewater (WW), Product (P), Soil/Solid (SL), Oil (OL), Wipe (WP), Air (AR), Tissue (TS), Bioassay (B), Vapor (V), Other (OT)

Customer Sample ID	Matrix *	Comp / Grab	Collected (or Composite Start) Date	Collected (or Composite Start) Time	Composite End Date	Composite End Time	Res Cl	# of Ctns	VOCs 6200 B	MADEP VPH	Lead	Analyses
13923_AC_RD_20200924	DW	G	9/24/20	1310				8	X	X	X	

Lab Profile/Line:

Lab Sample Receipt Checklist:

Custody Seals Present/Intact	Y	N	NA
Custody Signatures Present	Y	N	NA
Collector Signature Present	Y	N	NA
Bottles Intact	Y	N	NA
Correct Bottles	Y	N	NA
Sufficient Volume	Y	N	NA
Samples Received on Ice	Y	N	NA
VOA - Headspace Acceptable	Y	N	NA
USDA Regulated Soils	Y	N	NA
Samples in Holding Time	Y	N	NA
Residual Chlorine Present	Y	N	NA
Cl Strips: _____			
Sample pH Acceptable	Y	N	NA
pH Strips: _____			
Sulfide Present	Y	N	NA
Lead Acetate Strips: _____			

LAB USE ONLY:
Lab Sample # / Comments:

92497416 001

Customer Remarks / Special Conditions / Possible Hazards:

Type of Ice Used: Wet Blue Dry None

Packing Material Used:

Radchem sample(s) screened (<500 cpm): Y N NA

SHORT HOLDS PRESENT (<72 hours): Y N N/A

Lab Tracking #: 2560444

Samples received via: FEDEX UPS Client Courier Pace Courier

Lab Sample Temperature Info:
Temp Blank Received: Y N NA
Therm ID#: 92T661
Cooler 1 Temp Upon Receipt: 4 oC
Cooler 1 Therm Corr. Factor: 0 oC
Cooler 1 Corrected Temp: 4 oC
Comments:

Relinquished by/Company: (Signature)	Date/Time:	Received by/Company: (Signature)	Date/Time:
Naomi Fretz / Apex	9/25/20 1210	MDG Pace HVL	9-25-20 12:10
Relinquished by/Company: (Signature)	Date/Time:	Received by/Company: (Signature)	Date/Time:
Relinquished by/Company: (Signature)	Date/Time:	Received by/Company: (Signature)	Date/Time:

MTJL LAB USE ONLY
Table #:
Acctnum:
Template:
Prelogin:
PM:
PB:

Trip Blank Received: Y N NA
HCL MeOH TSP Other

Non Conformance(s): YES / NO

Page: _____ of: _____

Pace Analytical Services, LLC
9800 Kincey Ave. Suite 100
Huntersville, NC 28078
(704)875-9092

September 29, 2020

Andrew Street
Apex Companies - NC
5900 Northwoods Business Pkwy
Suite 5900-0
Charlotte, NC 28269

RE: Project: 2020-L1-2448 Incident
Pace Project No.: 92497418

Dear Andrew Street:

Enclosed are the analytical results for sample(s) received by the laboratory on September 25, 2020. The results relate only to the samples included in this report. Results reported herein conform to the applicable TNI/NELAC Standards and the laboratory's Quality Manual, where applicable, unless otherwise noted in the body of the report.

The test results provided in this final report were generated by each of the following laboratories within the Pace Network:

- Pace National - Mt. Juliet
- Pace Analytical Services - Asheville
- Pace Analytical Services - Charlotte

If you have any questions concerning this report, please feel free to contact me.

Sincerely,

Angela M. Baioni

Angela Baioni
angela.baioni@pacelabs.com
(704)875-9092
Project Manager

Enclosures

cc: J Culbreath, Colonial Pipeline Company
Robert Hughes, Colonial Pipeline
Margaret King, APEX Companies, LLC
Emily Little, Apex Companies
Jeff Morrison, Colonial Pipeline Company
Tom Naumann, APEX Companies - NC
Joe Nicolette, Montrose-EPS
Christopher Schultz, Apex Companies
Alex Testoff, Montrose-EPS
Michael Verdon, Colonial Pipeline Company
JM Wyatt, Colonial Pipeline Company

This report shall not be reproduced, except in full,
without the written consent of Pace Analytical Services, LLC.

Pace Analytical Services, LLC
9800 Kincey Ave. Suite 100
Huntersville, NC 28078
(704)875-9092

CERTIFICATIONS

Project: 2020-L1-2448 Incident
Pace Project No.: 92497418

Pace Analytical Services National

12065 Lebanon Road, Mt. Juliet, TN 37122
Alabama Certification #: 40660
Alaska Certification 17-026
Arizona Certification #: AZ0612
Arkansas Certification #: 88-0469
California Certification #: 2932
Canada Certification #: 1461.01
Colorado Certification #: TN00003
Connecticut Certification #: PH-0197
DOD Certification: #1461.01
EPA# TN00003
Florida Certification #: E87487
Georgia DW Certification #: 923
Georgia Certification: NELAP
Idaho Certification #: TN00003
Illinois Certification #: 200008
Indiana Certification #: C-TN-01
Iowa Certification #: 364
Kansas Certification #: E-10277
Kentucky UST Certification #: 16
Kentucky Certification #: 90010
Louisiana Certification #: AI30792
Louisiana DW Certification #: LA180010
Maine Certification #: TN0002
Maryland Certification #: 324
Massachusetts Certification #: M-TN003
Michigan Certification #: 9958
Minnesota Certification #: 047-999-395
Mississippi Certification #: TN00003
Missouri Certification #: 340
Montana Certification #: CERT0086
Nebraska Certification #: NE-OS-15-05
Nevada Certification #: TN-03-2002-34
New Hampshire Certification #: 2975
New Jersey Certification #: TN002
New Mexico DW Certification
New York Certification #: 11742
North Carolina Aquatic Toxicity Certification #: 41
North Carolina Drinking Water Certification #: 21704
North Carolina Environmental Certificate #: 375
North Dakota Certification #: R-140
Ohio VAP Certification #: CL0069
Oklahoma Certification #: 9915
Oregon Certification #: TN200002
Pennsylvania Certification #: 68-02979
Rhode Island Certification #: LAO00356
South Carolina Certification #: 84004
South Dakota Certification
Tennessee DW/Chem/Micro Certification #: 2006
Texas Certification #: T 104704245-17-14
Texas Mold Certification #: LAB0152
USDA Soil Permit #: P330-15-00234
Utah Certification #: TN00003
Vermont Dept. of Health: ID# VT-2006
Virginia Certification #: VT2006
Virginia Certification #: 460132
Washington Certification #: C847
West Virginia Certification #: 233
Wisconsin Certification #: 9980939910
Wyoming UST Certification #: via A2LA 2926.01
A2LA-ISO 17025 Certification #: 1461.01
A2LA-ISO 17025 Certification #: 1461.02
AIHA-LAP/LLC EMLAP Certification #:100789

Pace Analytical Services Charlotte

9800 Kincey Ave. Ste 100, Huntersville, NC 28078
Louisiana/NELAP Certification # LA170028
North Carolina Drinking Water Certification #: 37706
North Carolina Field Services Certification #: 5342
North Carolina Wastewater Certification #: 12
South Carolina Certification #: 99006001
Florida/NELAP Certification #: E87627
Kentucky UST Certification #: 84
Virginia/VELAP Certification #: 460221

Pace Analytical Services Asheville

2225 Riverside Drive, Asheville, NC 28804
Florida/NELAP Certification #: E87648
Massachusetts Certification #: M-NC030
North Carolina Drinking Water Certification #: 37712
North Carolina Wastewater Certification #: 40
South Carolina Certification #: 99030001
Virginia/VELAP Certification #: 460222

REPORT OF LABORATORY ANALYSIS

This report shall not be reproduced, except in full,
without the written consent of Pace Analytical Services, LLC.

Pace Analytical Services, LLC
9800 Kincey Ave. Suite 100
Huntersville, NC 28078
(704)875-9092

SAMPLE ANALYTE COUNT

Project: 2020-L1-2448 Incident
Pace Project No.: 92497418

Lab ID	Sample ID	Method	Analysts	Analytes Reported	Laboratory
92497418001	**DUP-1**	MADEP VPH	DWR	6	PAN
		EPA 6010D	DS	1	PASI-A
		SM 6200B	CL	63	PASI-C
92497418002	**Trip_Blank**	SM 6200B	SAS	63	PASI-C
92497418003	**FB-1**	MADEP VPH	DWR	6	PAN
		EPA 6010D	DS	1	PASI-A
		SM 6200B	SAS	63	PASI-C

PAN = Pace National - Mt. Juliet
PASI-A = Pace Analytical Services - Asheville
PASI-C = Pace Analytical Services - Charlotte

This report shall not be reproduced, except in full,
without the written consent of Pace Analytical Services, LLC.

Pace Analytical Services, LLC
9800 Kincey Ave. Suite 100
Huntersville, NC 28078
(704)875-9092

ANALYTICAL RESULTS

Project: 2020-L1-2448 Incident
Pace Project No.: 92497418

Sample: DUP-1 **Lab ID: 92497418001** Collected: 09/24/20 00:00 Received: 09/25/20 12:10 Matrix: Water

Parameters	Results	Units	Report Limit	DF	Prepared	Analyzed	CAS No.	Qual
MADEPV	Analytical Method: MADEP VPH Preparation Method: MADEPV Pace National - Mt. Juliet							
Aliphatic (C05-C08)	ND	ug/L	100	1	09/27/20 11:47	09/27/20 11:47		
Aliphatic (C09-C12)	ND	ug/L	100	1	09/27/20 11:47	09/27/20 11:47		
Aromatic (C09-C10),Unadjusted	ND	ug/L	100	1	09/27/20 11:47	09/27/20 11:47	TPHC9C10A	
Total VPH	ND	ug/L	100	1	09/27/20 11:47	09/27/20 11:47	VPH	
Surrogates								
2,5-Dibromotoluene (FID)	96.2	%	70.0-130	1	09/27/20 11:47	09/27/20 11:47	615-59-8FID	
2,5-Dibromotoluene (PID)	83.5	%	70.0-130	1	09/27/20 11:47	09/27/20 11:47	615-59-8PID	
6010 MET ICP	Analytical Method: EPA 6010D Preparation Method: EPA 3010A Pace Analytical Services - Asheville							
Lead	ND	ug/L	5.0	1	09/26/20 00:58	09/27/20 16:48	7439-92-1	
6200B MSV	Analytical Method: SM 6200B Pace Analytical Services - Charlotte							
Benzene	ND	ug/L	0.50	1		09/26/20 11:39	71-43-2	
Bromobenzene	ND	ug/L	0.50	1		09/26/20 11:39	108-86-1	
Bromochloromethane	ND	ug/L	0.50	1		09/26/20 11:39	74-97-5	
Bromodichloromethane	ND	ug/L	0.50	1		09/26/20 11:39	75-27-4	
Bromoform	ND	ug/L	0.50	1		09/26/20 11:39	75-25-2	
Bromomethane	ND	ug/L	5.0	1		09/26/20 11:39	74-83-9	
n-Butylbenzene	ND	ug/L	0.50	1		09/26/20 11:39	104-51-8	
sec-Butylbenzene	ND	ug/L	0.50	1		09/26/20 11:39	135-98-8	
tert-Butylbenzene	ND	ug/L	0.50	1		09/26/20 11:39	98-06-6	
Carbon tetrachloride	ND	ug/L	0.50	1		09/26/20 11:39	56-23-5	
Chlorobenzene	ND	ug/L	0.50	1		09/26/20 11:39	108-90-7	
Chloroethane	ND	ug/L	1.0	1		09/26/20 11:39	75-00-3	
Chloroform	ND	ug/L	0.50	1		09/26/20 11:39	67-66-3	
Chloromethane	ND	ug/L	1.0	1		09/26/20 11:39	74-87-3	
2-Chlorotoluene	ND	ug/L	0.50	1		09/26/20 11:39	95-49-8	
4-Chlorotoluene	ND	ug/L	0.50	1		09/26/20 11:39	106-43-4	
1,2-Dibromo-3-chloropropane	ND	ug/L	1.0	1		09/26/20 11:39	96-12-8	
Dibromochloromethane	ND	ug/L	0.50	1		09/26/20 11:39	124-48-1	
1,2-Dibromoethane (EDB)	ND	ug/L	0.50	1		09/26/20 11:39	106-93-4	
Dibromomethane	ND	ug/L	0.50	1		09/26/20 11:39	74-95-3	
1,2-Dichlorobenzene	ND	ug/L	0.50	1		09/26/20 11:39	95-50-1	
1,3-Dichlorobenzene	ND	ug/L	0.50	1		09/26/20 11:39	541-73-1	
1,4-Dichlorobenzene	ND	ug/L	0.50	1		09/26/20 11:39	106-46-7	
Dichlorodifluoromethane	ND	ug/L	0.50	1		09/26/20 11:39	75-71-8	
1,1-Dichloroethane	ND	ug/L	0.50	1		09/26/20 11:39	75-34-3	
1,2-Dichloroethane	ND	ug/L	0.50	1		09/26/20 11:39	107-06-2	
1,1-Dichloroethene	ND	ug/L	0.50	1		09/26/20 11:39	75-35-4	
cis-1,2-Dichloroethene	ND	ug/L	0.50	1		09/26/20 11:39	156-59-2	
trans-1,2-Dichloroethene	ND	ug/L	0.50	1		09/26/20 11:39	156-60-5	
1,2-Dichloropropane	ND	ug/L	0.50	1		09/26/20 11:39	78-87-5	
1,3-Dichloropropane	ND	ug/L	0.50	1		09/26/20 11:39	142-28-9	
2,2-Dichloropropane	ND	ug/L	0.50	1		09/26/20 11:39	594-20-7	

REPORT OF LABORATORY ANALYSIS

This report shall not be reproduced, except in full,
without the written consent of Pace Analytical Services, LLC.

Pace Analytical Services, LLC
9800 Kincey Ave. Suite 100
Huntersville, NC 28078
(704)875-9092

ANALYTICAL RESULTS

Project: 2020-L1-2448 Incident
Pace Project No.: 92497418

Sample: DUP-1 **Lab ID: 92497418001** Collected: 09/24/20 00:00 Received: 09/25/20 12:10 Matrix: Water

Parameters	Results	Units	Report Limit	DF	Prepared	Analyzed	CAS No.	Qual
6200B MSV	Analytical Method: SM 6200B Pace Analytical Services - Charlotte							
1,1-Dichloropropene	ND	ug/L	0.50	1		09/26/20 11:39	563-58-6	
cis-1,3-Dichloropropene	ND	ug/L	0.50	1		09/26/20 11:39	10061-01-5	
trans-1,3-Dichloropropene	ND	ug/L	0.50	1		09/26/20 11:39	10061-02-6	
Diisopropyl ether	ND	ug/L	0.50	1		09/26/20 11:39	108-20-3	
Ethylbenzene	ND	ug/L	0.50	1		09/26/20 11:39	100-41-4	
Hexachloro-1,3-butadiene	ND	ug/L	2.0	1		09/26/20 11:39	87-68-3	
Isopropylbenzene (Cumene)	ND	ug/L	0.50	1		09/26/20 11:39	98-82-8	
Methylene Chloride	ND	ug/L	2.0	1		09/26/20 11:39	75-09-2	
Methyl-tert-butyl ether	ND	ug/L	0.50	1		09/26/20 11:39	1634-04-4	
Naphthalene	ND	ug/L	2.0	1		09/26/20 11:39	91-20-3	
n-Propylbenzene	ND	ug/L	0.50	1		09/26/20 11:39	103-65-1	
Styrene	ND	ug/L	0.50	1		09/26/20 11:39	100-42-5	
1,1,1,2-Tetrachloroethane	ND	ug/L	0.50	1		09/26/20 11:39	630-20-6	
1,1,2,2-Tetrachloroethane	ND	ug/L	0.50	1		09/26/20 11:39	79-34-5	
Tetrachloroethene	ND	ug/L	0.50	1		09/26/20 11:39	127-18-4	
Toluene	ND	ug/L	0.50	1		09/26/20 11:39	108-88-3	
1,2,3-Trichlorobenzene	ND	ug/L	2.0	1		09/26/20 11:39	87-61-6	
1,2,4-Trichlorobenzene	ND	ug/L	2.0	1		09/26/20 11:39	120-82-1	
1,1,1-Trichloroethane	ND	ug/L	0.50	1		09/26/20 11:39	71-55-6	
1,1,2-Trichloroethane	ND	ug/L	0.50	1		09/26/20 11:39	79-00-5	
Trichloroethene	ND	ug/L	0.50	1		09/26/20 11:39	79-01-6	
Trichlorofluoromethane	ND	ug/L	1.0	1		09/26/20 11:39	75-69-4	
1,2,3-Trichloropropane	ND	ug/L	0.50	1		09/26/20 11:39	96-18-4	
1,2,4-Trimethylbenzene	ND	ug/L	0.50	1		09/26/20 11:39	95-63-6	
1,3,5-Trimethylbenzene	ND	ug/L	0.50	1		09/26/20 11:39	108-67-8	
Vinyl chloride	ND	ug/L	1.0	1		09/26/20 11:39	75-01-4	
m&p-Xylene	ND	ug/L	1.0	1		09/26/20 11:39	179601-23-1	
o-Xylene	ND	ug/L	0.50	1		09/26/20 11:39	95-47-6	
Surrogates								
1,2-Dichloroethane-d4 (S)	103	%	70-130	1		09/26/20 11:39	17060-07-0	
4-Bromofluorobenzene (S)	101	%	70-130	1		09/26/20 11:39	460-00-4	
Toluene-d8 (S)	104	%	70-130	1		09/26/20 11:39	2037-26-5	

REPORT OF LABORATORY ANALYSIS

This report shall not be reproduced, except in full,
without the written consent of Pace Analytical Services, LLC.

Pace Analytical Services, LLC
9800 Kincey Ave. Suite 100
Huntersville, NC 28078
(704)875-9092

ANALYTICAL RESULTS

Project: 2020-L1-2448 Incident
Pace Project No.: 92497418

Sample: Trip_Blank **Lab ID: 92497418002** Collected: 09/24/20 00:00 Received: 09/25/20 12:10 Matrix: Water

Parameters	Results	Units	Report Limit	DF	Prepared	Analyzed	CAS No.	Qual
6200B MSV	Analytical Method: SM 6200B Pace Analytical Services - Charlotte							
Benzene	ND	ug/L	0.50	1		09/26/20 17:41	71-43-2	
Bromobenzene	ND	ug/L	0.50	1		09/26/20 17:41	108-86-1	
Bromochloromethane	ND	ug/L	0.50	1		09/26/20 17:41	74-97-5	
Bromodichloromethane	ND	ug/L	0.50	1		09/26/20 17:41	75-27-4	
Bromoform	ND	ug/L	0.50	1		09/26/20 17:41	75-25-2	
Bromomethane	ND	ug/L	5.0	1		09/26/20 17:41	74-83-9	
n-Butylbenzene	ND	ug/L	0.50	1		09/26/20 17:41	104-51-8	
sec-Butylbenzene	ND	ug/L	0.50	1		09/26/20 17:41	135-98-8	
tert-Butylbenzene	ND	ug/L	0.50	1		09/26/20 17:41	98-06-6	
Carbon tetrachloride	ND	ug/L	0.50	1		09/26/20 17:41	56-23-5	
Chlorobenzene	ND	ug/L	0.50	1		09/26/20 17:41	108-90-7	
Chloroethane	ND	ug/L	1.0	1		09/26/20 17:41	75-00-3	
Chloroform	ND	ug/L	0.50	1		09/26/20 17:41	67-66-3	
Chloromethane	ND	ug/L	1.0	1		09/26/20 17:41	74-87-3	
2-Chlorotoluene	ND	ug/L	0.50	1		09/26/20 17:41	95-49-8	
4-Chlorotoluene	ND	ug/L	0.50	1		09/26/20 17:41	106-43-4	
1,2-Dibromo-3-chloropropane	ND	ug/L	1.0	1		09/26/20 17:41	96-12-8	
Dibromochloromethane	ND	ug/L	0.50	1		09/26/20 17:41	124-48-1	
1,2-Dibromoethane (EDB)	ND	ug/L	0.50	1		09/26/20 17:41	106-93-4	
Dibromomethane	ND	ug/L	0.50	1		09/26/20 17:41	74-95-3	
1,2-Dichlorobenzene	ND	ug/L	0.50	1		09/26/20 17:41	95-50-1	
1,3-Dichlorobenzene	ND	ug/L	0.50	1		09/26/20 17:41	541-73-1	
1,4-Dichlorobenzene	ND	ug/L	0.50	1		09/26/20 17:41	106-46-7	
Dichlorodifluoromethane	ND	ug/L	0.50	1		09/26/20 17:41	75-71-8	
1,1-Dichloroethane	ND	ug/L	0.50	1		09/26/20 17:41	75-34-3	
1,2-Dichloroethane	ND	ug/L	0.50	1		09/26/20 17:41	107-06-2	
1,1-Dichloroethene	ND	ug/L	0.50	1		09/26/20 17:41	75-35-4	
cis-1,2-Dichloroethene	ND	ug/L	0.50	1		09/26/20 17:41	156-59-2	
trans-1,2-Dichloroethene	ND	ug/L	0.50	1		09/26/20 17:41	156-60-5	
1,2-Dichloropropane	ND	ug/L	0.50	1		09/26/20 17:41	78-87-5	
1,3-Dichloropropane	ND	ug/L	0.50	1		09/26/20 17:41	142-28-9	
2,2-Dichloropropane	ND	ug/L	0.50	1		09/26/20 17:41	594-20-7	
1,1-Dichloropropene	ND	ug/L	0.50	1		09/26/20 17:41	563-58-6	
cis-1,3-Dichloropropene	ND	ug/L	0.50	1		09/26/20 17:41	10061-01-5	
trans-1,3-Dichloropropene	ND	ug/L	0.50	1		09/26/20 17:41	10061-02-6	
Diisopropyl ether	ND	ug/L	0.50	1		09/26/20 17:41	108-20-3	
Ethylbenzene	ND	ug/L	0.50	1		09/26/20 17:41	100-41-4	
Hexachloro-1,3-butadiene	ND	ug/L	2.0	1		09/26/20 17:41	87-68-3	
Isopropylbenzene (Cumene)	ND	ug/L	0.50	1		09/26/20 17:41	98-82-8	
Methylene Chloride	ND	ug/L	2.0	1		09/26/20 17:41	75-09-2	
Methyl-tert-butyl ether	ND	ug/L	0.50	1		09/26/20 17:41	1634-04-4	
Naphthalene	ND	ug/L	2.0	1		09/26/20 17:41	91-20-3	
n-Propylbenzene	ND	ug/L	0.50	1		09/26/20 17:41	103-65-1	
Styrene	ND	ug/L	0.50	1		09/26/20 17:41	100-42-5	
1,1,1,2-Tetrachloroethane	ND	ug/L	0.50	1		09/26/20 17:41	630-20-6	
1,1,2,2-Tetrachloroethane	ND	ug/L	0.50	1		09/26/20 17:41	79-34-5	

REPORT OF LABORATORY ANALYSIS

This report shall not be reproduced, except in full,
without the written consent of Pace Analytical Services, LLC.

Pace Analytical Services, LLC
9800 Kincey Ave. Suite 100
Huntersville, NC 28078
(704)875-9092

ANALYTICAL RESULTS

Project: 2020-L1-2448 Incident
Pace Project No.: 92497418

Sample: Trip_Blank **Lab ID: 92497418002** Collected: 09/24/20 00:00 Received: 09/25/20 12:10 Matrix: Water

Parameters	Results	Units	Report Limit	DF	Prepared	Analyzed	CAS No.	Qual
6200B MSV	Analytical Method: SM 6200B Pace Analytical Services - Charlotte							
Tetrachloroethene	ND	ug/L	0.50	1		09/26/20 17:41	127-18-4	
Toluene	ND	ug/L	0.50	1		09/26/20 17:41	108-88-3	
1,2,3-Trichlorobenzene	ND	ug/L	2.0	1		09/26/20 17:41	87-61-6	
1,2,4-Trichlorobenzene	ND	ug/L	2.0	1		09/26/20 17:41	120-82-1	
1,1,1-Trichloroethane	ND	ug/L	0.50	1		09/26/20 17:41	71-55-6	
1,1,2-Trichloroethane	ND	ug/L	0.50	1		09/26/20 17:41	79-00-5	
Trichloroethene	ND	ug/L	0.50	1		09/26/20 17:41	79-01-6	
Trichlorofluoromethane	ND	ug/L	1.0	1		09/26/20 17:41	75-69-4	
1,2,3-Trichloropropane	ND	ug/L	0.50	1		09/26/20 17:41	96-18-4	
1,2,4-Trimethylbenzene	ND	ug/L	0.50	1		09/26/20 17:41	95-63-6	
1,3,5-Trimethylbenzene	ND	ug/L	0.50	1		09/26/20 17:41	108-67-8	
Vinyl chloride	ND	ug/L	1.0	1		09/26/20 17:41	75-01-4	
m&p-Xylene	ND	ug/L	1.0	1		09/26/20 17:41	179601-23-1	
o-Xylene	ND	ug/L	0.50	1		09/26/20 17:41	95-47-6	
Surrogates								
1,2-Dichloroethane-d4 (S)	99	%	70-130	1		09/26/20 17:41	17060-07-0	
4-Bromofluorobenzene (S)	102	%	70-130	1		09/26/20 17:41	460-00-4	
Toluene-d8 (S)	106	%	70-130	1		09/26/20 17:41	2037-26-5	

This report shall not be reproduced, except in full,
without the written consent of Pace Analytical Services, LLC.

Pace Analytical Services, LLC
9800 Kincey Ave. Suite 100
Huntersville, NC 28078
(704)875-9092

ANALYTICAL RESULTS

Project: 2020-L1-2448 Incident
Pace Project No.: 92497418

Sample: FB-1 **Lab ID: 92497418003** Collected: 09/24/20 00:00 Received: 09/25/20 12:10 Matrix: Water

Parameters	Results	Units	Report Limit	DF	Prepared	Analyzed	CAS No.	Qual
MADEPV	Analytical Method: MADEP VPH Preparation Method: MADEPV Pace National - Mt. Juliet							
Aliphatic (C05-C08)	ND	ug/L	100	1	09/27/20 12:21	09/27/20 12:21		
Aliphatic (C09-C12)	ND	ug/L	100	1	09/27/20 12:21	09/27/20 12:21		
Aromatic (C09-C10),Unadjusted	ND	ug/L	100	1	09/27/20 12:21	09/27/20 12:21	TPHC9C10A	
Total VPH	ND	ug/L	100	1	09/27/20 12:21	09/27/20 12:21	VPH	
Surrogates								
2,5-Dibromotoluene (FID)	95.5	%	70.0-130	1	09/27/20 12:21	09/27/20 12:21	615-59-8FID	
2,5-Dibromotoluene (PID)	85.5	%	70.0-130	1	09/27/20 12:21	09/27/20 12:21	615-59-8PID	
6010 MET ICP	Analytical Method: EPA 6010D Preparation Method: EPA 3010A Pace Analytical Services - Asheville							
Lead	ND	ug/L	5.0	1	09/26/20 00:58	09/27/20 16:51	7439-92-1	
6200B MSV	Analytical Method: SM 6200B Pace Analytical Services - Charlotte							
Benzene	ND	ug/L	0.50	1		09/26/20 17:59	71-43-2	
Bromobenzene	ND	ug/L	0.50	1		09/26/20 17:59	108-86-1	
Bromochloromethane	ND	ug/L	0.50	1		09/26/20 17:59	74-97-5	
Bromodichloromethane	ND	ug/L	0.50	1		09/26/20 17:59	75-27-4	
Bromoform	ND	ug/L	0.50	1		09/26/20 17:59	75-25-2	
Bromomethane	ND	ug/L	5.0	1		09/26/20 17:59	74-83-9	
n-Butylbenzene	ND	ug/L	0.50	1		09/26/20 17:59	104-51-8	
sec-Butylbenzene	ND	ug/L	0.50	1		09/26/20 17:59	135-98-8	
tert-Butylbenzene	ND	ug/L	0.50	1		09/26/20 17:59	98-06-6	
Carbon tetrachloride	ND	ug/L	0.50	1		09/26/20 17:59	56-23-5	
Chlorobenzene	ND	ug/L	0.50	1		09/26/20 17:59	108-90-7	
Chloroethane	ND	ug/L	1.0	1		09/26/20 17:59	75-00-3	
Chloroform	ND	ug/L	0.50	1		09/26/20 17:59	67-66-3	
Chloromethane	ND	ug/L	1.0	1		09/26/20 17:59	74-87-3	
2-Chlorotoluene	ND	ug/L	0.50	1		09/26/20 17:59	95-49-8	
4-Chlorotoluene	ND	ug/L	0.50	1		09/26/20 17:59	106-43-4	
1,2-Dibromo-3-chloropropane	ND	ug/L	1.0	1		09/26/20 17:59	96-12-8	
Dibromochloromethane	ND	ug/L	0.50	1		09/26/20 17:59	124-48-1	
1,2-Dibromoethane (EDB)	ND	ug/L	0.50	1		09/26/20 17:59	106-93-4	
Dibromomethane	ND	ug/L	0.50	1		09/26/20 17:59	74-95-3	
1,2-Dichlorobenzene	ND	ug/L	0.50	1		09/26/20 17:59	95-50-1	
1,3-Dichlorobenzene	ND	ug/L	0.50	1		09/26/20 17:59	541-73-1	
1,4-Dichlorobenzene	ND	ug/L	0.50	1		09/26/20 17:59	106-46-7	
Dichlorodifluoromethane	ND	ug/L	0.50	1		09/26/20 17:59	75-71-8	
1,1-Dichloroethane	ND	ug/L	0.50	1		09/26/20 17:59	75-34-3	
1,2-Dichloroethane	ND	ug/L	0.50	1		09/26/20 17:59	107-06-2	
1,1-Dichloroethene	ND	ug/L	0.50	1		09/26/20 17:59	75-35-4	
cis-1,2-Dichloroethene	ND	ug/L	0.50	1		09/26/20 17:59	156-59-2	
trans-1,2-Dichloroethene	ND	ug/L	0.50	1		09/26/20 17:59	156-60-5	
1,2-Dichloropropane	ND	ug/L	0.50	1		09/26/20 17:59	78-87-5	
1,3-Dichloropropane	ND	ug/L	0.50	1		09/26/20 17:59	142-28-9	
2,2-Dichloropropane	ND	ug/L	0.50	1		09/26/20 17:59	594-20-7	

REPORT OF LABORATORY ANALYSIS

This report shall not be reproduced, except in full,
without the written consent of Pace Analytical Services, LLC.

Pace Analytical Services, LLC
9800 Kincey Ave. Suite 100
Huntersville, NC 28078
(704)875-9092

ANALYTICAL RESULTS

Project: 2020-L1-2448 Incident
Pace Project No.: 92497418

Sample: FB-1 **Lab ID: 92497418003** Collected: 09/24/20 00:00 Received: 09/25/20 12:10 Matrix: Water

Parameters	Results	Units	Report Limit	DF	Prepared	Analyzed	CAS No.	Qual
6200B MSV	Analytical Method: SM 6200B Pace Analytical Services - Charlotte							
1,1-Dichloropropene	ND	ug/L	0.50	1		09/26/20 17:59	563-58-6	
cis-1,3-Dichloropropene	ND	ug/L	0.50	1		09/26/20 17:59	10061-01-5	
trans-1,3-Dichloropropene	ND	ug/L	0.50	1		09/26/20 17:59	10061-02-6	
Diisopropyl ether	ND	ug/L	0.50	1		09/26/20 17:59	108-20-3	
Ethylbenzene	ND	ug/L	0.50	1		09/26/20 17:59	100-41-4	
Hexachloro-1,3-butadiene	ND	ug/L	2.0	1		09/26/20 17:59	87-68-3	
Isopropylbenzene (Cumene)	ND	ug/L	0.50	1		09/26/20 17:59	98-82-8	
Methylene Chloride	ND	ug/L	2.0	1		09/26/20 17:59	75-09-2	
Methyl-tert-butyl ether	ND	ug/L	0.50	1		09/26/20 17:59	1634-04-4	
Naphthalene	ND	ug/L	2.0	1		09/26/20 17:59	91-20-3	
n-Propylbenzene	ND	ug/L	0.50	1		09/26/20 17:59	103-65-1	
Styrene	ND	ug/L	0.50	1		09/26/20 17:59	100-42-5	
1,1,1,2-Tetrachloroethane	ND	ug/L	0.50	1		09/26/20 17:59	630-20-6	
1,1,2,2-Tetrachloroethane	ND	ug/L	0.50	1		09/26/20 17:59	79-34-5	
Tetrachloroethene	ND	ug/L	0.50	1		09/26/20 17:59	127-18-4	
Toluene	ND	ug/L	0.50	1		09/26/20 17:59	108-88-3	
1,2,3-Trichlorobenzene	ND	ug/L	2.0	1		09/26/20 17:59	87-61-6	
1,2,4-Trichlorobenzene	ND	ug/L	2.0	1		09/26/20 17:59	120-82-1	
1,1,1-Trichloroethane	ND	ug/L	0.50	1		09/26/20 17:59	71-55-6	
1,1,2-Trichloroethane	ND	ug/L	0.50	1		09/26/20 17:59	79-00-5	
Trichloroethene	ND	ug/L	0.50	1		09/26/20 17:59	79-01-6	
Trichlorofluoromethane	ND	ug/L	1.0	1		09/26/20 17:59	75-69-4	
1,2,3-Trichloropropane	ND	ug/L	0.50	1		09/26/20 17:59	96-18-4	
1,2,4-Trimethylbenzene	ND	ug/L	0.50	1		09/26/20 17:59	95-63-6	
1,3,5-Trimethylbenzene	ND	ug/L	0.50	1		09/26/20 17:59	108-67-8	
Vinyl chloride	ND	ug/L	1.0	1		09/26/20 17:59	75-01-4	
m&p-Xylene	ND	ug/L	1.0	1		09/26/20 17:59	179601-23-1	
o-Xylene	ND	ug/L	0.50	1		09/26/20 17:59	95-47-6	
Surrogates								
1,2-Dichloroethane-d4 (S)	102	%	70-130	1		09/26/20 17:59	17060-07-0	
4-Bromofluorobenzene (S)	104	%	70-130	1		09/26/20 17:59	460-00-4	
Toluene-d8 (S)	103	%	70-130	1		09/26/20 17:59	2037-26-5	

REPORT OF LABORATORY ANALYSIS

This report shall not be reproduced, except in full,
without the written consent of Pace Analytical Services, LLC.

Pace Analytical Services, LLC
9800 Kincey Ave. Suite 100
Huntersville, NC 28078
(704)875-9092

QUALITY CONTROL DATA

Project: 2020-L1-2448 Incident
Pace Project No.: 92497418

QC Batch: 1549893
QC Batch Method: MADEPV
Analysis Method: MADEP VPH
Analysis Description: MADEPV
Laboratory: Pace National - Mt. Juliet
Associated Lab Samples: 92497418001, 92497418003

METHOD BLANK: R3575310-2 Matrix: Water
Associated Lab Samples: 92497418001, 92497418003

Parameter	Units	Blank Result	Reporting Limit	Analyzed	Qualifiers
Aliphatic (C05-C08)	ug/L	ND	100	09/26/20 21:19	
Aliphatic (C09-C12)	ug/L	ND	100	09/26/20 21:19	
Aromatic (C09-C10),Unadjusted	ug/L	ND	100	09/26/20 21:19	
Total VPH	ug/L	ND	100	09/26/20 21:19	
2,5-Dibromotoluene (FID)	%	157	70.0-130	09/26/20 21:19	ST
2,5-Dibromotoluene (PID)	%	157	70.0-130	09/26/20 21:19	ST

METHOD BLANK: R3575310-4 Matrix: Water
Associated Lab Samples: 92497418001, 92497418003

Parameter	Units	Blank Result	Reporting Limit	Analyzed	Qualifiers
Aliphatic (C05-C08)	ug/L	ND	100	09/27/20 02:22	
Aliphatic (C09-C12)	ug/L	ND	100	09/27/20 02:22	
Aromatic (C09-C10),Unadjusted	ug/L	ND	100	09/27/20 02:22	
Total VPH	ug/L	ND	100	09/27/20 02:22	
2,5-Dibromotoluene (FID)	%	89.4	70.0-130	09/27/20 02:22	
2,5-Dibromotoluene (PID)	%	77.9	70.0-130	09/27/20 02:22	

LABORATORY CONTROL SAMPLE & LCSD: R3575310-1 R3575310-3

Parameter	Units	Spike Conc.	LCS Result	LCSD Result	LCS % Rec	LCSD % Rec	% Rec Limits	RPD	Max RPD	Qualifiers
Aliphatic (C05-C08)	ug/L	1200	1110	1150	92.5	95.8	70.0-130	3.54	25	
Aliphatic (C09-C12)	ug/L	1400	1380	1630	98.6	116	70.0-130	16.6	25	
Aromatic (C09-C10),Unadjusted	ug/L	200	230	256	115	128	70.0-130	10.7	25	
Total VPH	ug/L	2800	2720	3040	97.1	109	70.0-130	11.1	25	
2,5-Dibromotoluene (FID)	%				100	97.5	70.0-130			
2,5-Dibromotoluene (PID)	%				101	85.4	70.0-130			

Results presented on this page are in the units indicated by the "Units" column except where an alternate unit is presented to the right of the result.

REPORT OF LABORATORY ANALYSIS

This report shall not be reproduced, except in full,
without the written consent of Pace Analytical Services, LLC.

Pace Analytical Services, LLC
9800 Kincey Ave. Suite 100
Huntersville, NC 28078
(704)875-9092

QUALITY CONTROL DATA

Project: 2020-L1-2448 Incident
Pace Project No.: 92497418

QC Batch: 569158
QC Batch Method: EPA 3010A
Analysis Method: EPA 6010D
Analysis Description: 6010 MET
Laboratory: Pace Analytical Services - Asheville
Associated Lab Samples: 92497418001, 92497418003

METHOD BLANK: 3015787 Matrix: Water
Associated Lab Samples: 92497418001, 92497418003

Parameter	Units	Blank Result	Reporting Limit	Analyzed	Qualifiers
Lead	ug/L	ND	5.0	09/27/20 15:44	

LABORATORY CONTROL SAMPLE: 3015788

Parameter	Units	Spike Conc.	LCS Result	LCS % Rec	% Rec Limits	Qualifiers
Lead	ug/L	500	482	96	80-120	

MATRIX SPIKE & MATRIX SPIKE DUPLICATE: 3015789 3015790

Parameter	Units	92497401001 Result	MS Spike Conc.	MSD Spike Conc.	MS Result	MSD Result	MS % Rec	MSD % Rec	% Rec Limits	RPD	Qual
Lead	ug/L	ND	500	500	518	520	103	103	75-125	0	

Results presented on this page are in the units indicated by the "Units" column except where an alternate unit is presented to the right of the result.

REPORT OF LABORATORY ANALYSIS

This report shall not be reproduced, except in full,
without the written consent of Pace Analytical Services, LLC.

Pace Analytical Services, LLC
9800 Kincey Ave. Suite 100
Huntersville, NC 28078
(704)875-9092

QUALITY CONTROL DATA

Project: 2020-L1-2448 Incident
Pace Project No.: 92497418

QC Batch: 569140
QC Batch Method: SM 6200B
Analysis Method: SM 6200B
Analysis Description: 6200B MSV
Laboratory: Pace Analytical Services - Charlotte

Associated Lab Samples: 92497418001

METHOD BLANK: 3015732 Matrix: Water
Associated Lab Samples: 92497418001

Parameter	Units	Blank Result	Reporting Limit	Analyzed	Qualifiers
1,1,1,2-Tetrachloroethane	ug/L	ND	0.50	09/26/20 04:42	
1,1,1-Trichloroethane	ug/L	ND	0.50	09/26/20 04:42	
1,1,2,2-Tetrachloroethane	ug/L	ND	0.50	09/26/20 04:42	
1,1,2-Trichloroethane	ug/L	ND	0.50	09/26/20 04:42	
1,1-Dichloroethane	ug/L	ND	0.50	09/26/20 04:42	
1,1-Dichloroethene	ug/L	ND	0.50	09/26/20 04:42	
1,1-Dichloropropene	ug/L	ND	0.50	09/26/20 04:42	
1,2,3-Trichlorobenzene	ug/L	ND	2.0	09/26/20 04:42	
1,2,3-Trichloropropane	ug/L	ND	0.50	09/26/20 04:42	
1,2,4-Trichlorobenzene	ug/L	ND	2.0	09/26/20 04:42	
1,2,4-Trimethylbenzene	ug/L	ND	0.50	09/26/20 04:42	
1,2-Dibromo-3-chloropropane	ug/L	ND	1.0	09/26/20 04:42	
1,2-Dibromoethane (EDB)	ug/L	ND	0.50	09/26/20 04:42	
1,2-Dichlorobenzene	ug/L	ND	0.50	09/26/20 04:42	
1,2-Dichloroethane	ug/L	ND	0.50	09/26/20 04:42	
1,2-Dichloropropane	ug/L	ND	0.50	09/26/20 04:42	
1,3,5-Trimethylbenzene	ug/L	ND	0.50	09/26/20 04:42	
1,3-Dichlorobenzene	ug/L	ND	0.50	09/26/20 04:42	
1,3-Dichloropropane	ug/L	ND	0.50	09/26/20 04:42	
1,4-Dichlorobenzene	ug/L	ND	0.50	09/26/20 04:42	
2,2-Dichloropropane	ug/L	ND	0.50	09/26/20 04:42	
2-Chlorotoluene	ug/L	ND	0.50	09/26/20 04:42	
4-Chlorotoluene	ug/L	ND	0.50	09/26/20 04:42	
Benzene	ug/L	ND	0.50	09/26/20 04:42	
Bromobenzene	ug/L	ND	0.50	09/26/20 04:42	
Bromochloromethane	ug/L	ND	0.50	09/26/20 04:42	
Bromodichloromethane	ug/L	ND	0.50	09/26/20 04:42	
Bromoform	ug/L	ND	0.50	09/26/20 04:42	
Bromomethane	ug/L	ND	5.0	09/26/20 04:42	
Carbon tetrachloride	ug/L	ND	0.50	09/26/20 04:42	
Chlorobenzene	ug/L	ND	0.50	09/26/20 04:42	
Chloroethane	ug/L	ND	1.0	09/26/20 04:42	
Chloroform	ug/L	ND	0.50	09/26/20 04:42	
Chloromethane	ug/L	ND	1.0	09/26/20 04:42	
cis-1,2-Dichloroethene	ug/L	ND	0.50	09/26/20 04:42	
cis-1,3-Dichloropropene	ug/L	ND	0.50	09/26/20 04:42	
Dibromochloromethane	ug/L	ND	0.50	09/26/20 04:42	
Dibromomethane	ug/L	ND	0.50	09/26/20 04:42	
Dichlorodifluoromethane	ug/L	ND	0.50	09/26/20 04:42	
Diisopropyl ether	ug/L	ND	0.50	09/26/20 04:42	

Results presented on this page are in the units indicated by the "Units" column except where an alternate unit is presented to the right of the result.

REPORT OF LABORATORY ANALYSIS

This report shall not be reproduced, except in full,
without the written consent of Pace Analytical Services, LLC.

Pace Analytical Services, LLC
9800 Kincey Ave. Suite 100
Huntersville, NC 28078
(704)875-9092

QUALITY CONTROL DATA

Project: 2020-L1-2448 Incident
Pace Project No.: 92497418

METHOD BLANK: 3015732 Matrix: Water
Associated Lab Samples: 92497418001

Parameter	Units	Blank Result	Reporting Limit	Analyzed	Qualifiers
Ethylbenzene	ug/L	ND	0.50	09/26/20 04:42	
Hexachloro-1,3-butadiene	ug/L	ND	2.0	09/26/20 04:42	
Isopropylbenzene (Cumene)	ug/L	ND	0.50	09/26/20 04:42	
m&p-Xylene	ug/L	ND	1.0	09/26/20 04:42	
Methyl-tert-butyl ether	ug/L	ND	0.50	09/26/20 04:42	
Methylene Chloride	ug/L	ND	2.0	09/26/20 04:42	
n-Butylbenzene	ug/L	ND	0.50	09/26/20 04:42	
n-Propylbenzene	ug/L	ND	0.50	09/26/20 04:42	
Naphthalene	ug/L	ND	2.0	09/26/20 04:42	
o-Xylene	ug/L	ND	0.50	09/26/20 04:42	
sec-Butylbenzene	ug/L	ND	0.50	09/26/20 04:42	
Styrene	ug/L	ND	0.50	09/26/20 04:42	
tert-Butylbenzene	ug/L	ND	0.50	09/26/20 04:42	
Tetrachloroethene	ug/L	ND	0.50	09/26/20 04:42	
Toluene	ug/L	ND	0.50	09/26/20 04:42	
trans-1,2-Dichloroethene	ug/L	ND	0.50	09/26/20 04:42	
trans-1,3-Dichloropropene	ug/L	ND	0.50	09/26/20 04:42	
Trichloroethene	ug/L	ND	0.50	09/26/20 04:42	
Trichlorofluoromethane	ug/L	ND	1.0	09/26/20 04:42	
Vinyl chloride	ug/L	ND	1.0	09/26/20 04:42	
1,2-Dichloroethane-d4 (S)	%	103	70-130	09/26/20 04:42	
4-Bromofluorobenzene (S)	%	104	70-130	09/26/20 04:42	
Toluene-d8 (S)	%	108	70-130	09/26/20 04:42	

LABORATORY CONTROL SAMPLE: 3015733

Parameter	Units	Spike Conc.	LCS Result	LCS % Rec	% Rec Limits	Qualifiers
1,1,1,2-Tetrachloroethane	ug/L	50	47.2	94	60-140	
1,1,1-Trichloroethane	ug/L	50	52.4	105	60-140	
1,1,2,2-Tetrachloroethane	ug/L	50	50.2	100	60-140	
1,1,2-Trichloroethane	ug/L	50	47.7	95	60-140	
1,1-Dichloroethane	ug/L	50	53.3	107	60-140	
1,1-Dichloroethene	ug/L	50	59.0	118	60-140	
1,1-Dichloropropene	ug/L	50	48.3	97	60-140	
1,2,3-Trichlorobenzene	ug/L	50	49.5	99	60-140	
1,2,3-Trichloropropane	ug/L	50	50.9	102	60-140	
1,2,4-Trichlorobenzene	ug/L	50	48.6	97	60-140	
1,2,4-Trimethylbenzene	ug/L	50	53.5	107	60-140	
1,2-Dibromo-3-chloropropane	ug/L	50	56.2	112	60-140	
1,2-Dibromoethane (EDB)	ug/L	50	55.5	111	60-140	
1,2-Dichlorobenzene	ug/L	50	51.4	103	60-140	
1,2-Dichloroethane	ug/L	50	54.0	108	60-140	
1,2-Dichloropropane	ug/L	50	48.1	96	60-140	
1,3,5-Trimethylbenzene	ug/L	50	54.0	108	60-140	

Results presented on this page are in the units indicated by the "Units" column except where an alternate unit is presented to the right of the result.

REPORT OF LABORATORY ANALYSIS

This report shall not be reproduced, except in full,
without the written consent of Pace Analytical Services, LLC.

Pace Analytical Services, LLC
9800 Kincey Ave. Suite 100
Huntersville, NC 28078
(704)875-9092

QUALITY CONTROL DATA

Project: 2020-L1-2448 Incident
Pace Project No.: 92497418

LABORATORY CONTROL SAMPLE: 3015733

Parameter	Units	Spike Conc.	LCS Result	LCS % Rec	% Rec Limits	Qualifiers
1,3-Dichlorobenzene	ug/L	50	50.0	100	60-140	
1,3-Dichloropropane	ug/L	50	56.8	114	60-140	
1,4-Dichlorobenzene	ug/L	50	50.1	100	60-140	
2,2-Dichloropropane	ug/L	50	49.1	98	60-140	
2-Chlorotoluene	ug/L	50	51.5	103	60-140	
4-Chlorotoluene	ug/L	50	50.3	101	60-140	
Benzene	ug/L	50	51.7	103	60-140	
Bromobenzene	ug/L	50	50.0	100	60-140	
Bromochloromethane	ug/L	50	51.3	103	60-140	
Bromodichloromethane	ug/L	50	46.6	93	60-140	
Bromoform	ug/L	50	55.2	110	60-140	
Bromomethane	ug/L	50	47.9	96	60-140	
Carbon tetrachloride	ug/L	50	53.7	107	60-140	
Chlorobenzene	ug/L	50	49.6	99	60-140	
Chloroethane	ug/L	50	52.7	105	60-140	
Chloroform	ug/L	50	55.6	111	60-140	
Chloromethane	ug/L	50	41.2	82	60-140	
cis-1,2-Dichloroethene	ug/L	50	52.9	106	60-140	
cis-1,3-Dichloropropene	ug/L	50	49.5	99	60-140	
Dibromochloromethane	ug/L	50	48.4	97	60-140	
Dibromomethane	ug/L	50	50.5	101	60-140	
Dichlorodifluoromethane	ug/L	50	43.8	88	60-140	
Diisopropyl ether	ug/L	50	52.3	105	60-140	
Ethylbenzene	ug/L	50	50.8	102	60-140	
Hexachloro-1,3-butadiene	ug/L	50	48.7	97	60-140	
Isopropylbenzene (Cumene)	ug/L	50	50.4	101	60-140	
m&p-Xylene	ug/L	100	99.0	99	60-140	
Methyl-tert-butyl ether	ug/L	50	44.1	88	60-140	
Methylene Chloride	ug/L	50	47.0	94	60-140	
n-Butylbenzene	ug/L	50	51.6	103	60-140	
n-Propylbenzene	ug/L	50	49.9	100	60-140	
Naphthalene	ug/L	50	49.4	99	60-140	
o-Xylene	ug/L	50	48.4	97	60-140	
sec-Butylbenzene	ug/L	50	50.8	102	60-140	
Styrene	ug/L	50	52.8	106	60-140	
tert-Butylbenzene	ug/L	50	45.1	90	60-140	
Tetrachloroethene	ug/L	50	53.3	107	60-140	
Toluene	ug/L	50	46.9	94	60-140	
trans-1,2-Dichloroethene	ug/L	50	56.5	113	60-140	
trans-1,3-Dichloropropene	ug/L	50	48.4	97	60-140	
Trichloroethene	ug/L	50	49.3	99	60-140	
Trichlorofluoromethane	ug/L	50	48.8	98	60-140	
Vinyl chloride	ug/L	50	43.9	88	60-140	
1,2-Dichloroethane-d4 (S)	%			112	70-130	
4-Bromofluorobenzene (S)	%			100	70-130	
Toluene-d8 (S)	%			96	70-130	

Results presented on this page are in the units indicated by the "Units" column except where an alternate unit is presented to the right of the result.

REPORT OF LABORATORY ANALYSIS

This report shall not be reproduced, except in full,
without the written consent of Pace Analytical Services, LLC.

Pace Analytical Services, LLC
9800 Kincey Ave. Suite 100
Huntersville, NC 28078
(704)875-9092

QUALITY CONTROL DATA

Project: 2020-L1-2448 Incident
Pace Project No.: 92497418

MATRIX SPIKE & MATRIX SPIKE DUPLICATE: 3015734 3015735

Parameter	Units	92497414001 Result	MS Spike Conc.	MSD Spike Conc.	MS Result	MSD Result	MS % Rec	MSD % Rec	% Rec Limits	RPD	Qual
1,1,1,2-Tetrachloroethane	ug/L	ND	20	20	18.4	18.1	92	91	60-140	1	
1,1,1-Trichloroethane	ug/L	ND	20	20	23.8	23.8	119	119	60-140	0	
1,1,2,2-Tetrachloroethane	ug/L	ND	20	20	18.7	18.6	94	93	60-140	1	
1,1,2-Trichloroethane	ug/L	ND	20	20	20.4	20.1	102	101	60-140	1	
1,1-Dichloroethane	ug/L	ND	20	20	21.2	22.3	106	111	60-140	5	
1,1-Dichloroethene	ug/L	ND	20	20	21.9	22.5	110	112	60-140	2	
1,1-Dichloropropene	ug/L	ND	20	20	21.2	20.8	106	104	60-140	2	
1,2,3-Trichlorobenzene	ug/L	ND	20	20	19.6	19.2	98	96	60-140	2	
1,2,3-Trichloropropane	ug/L	ND	20	20	19.7	20.1	99	100	60-140	2	
1,2,4-Trichlorobenzene	ug/L	ND	20	20	18.5	18.7	93	94	60-140	1	
1,2,4-Trimethylbenzene	ug/L	ND	20	20	19.4	19.3	97	96	60-140	1	
1,2-Dibromo-3-chloropropane	ug/L	ND	20	20	19.3	19.1	96	96	60-140	1	
1,2-Dibromoethane (EDB)	ug/L	ND	20	20	22.6	22.7	113	113	60-140	0	
1,2-Dichlorobenzene	ug/L	ND	20	20	19.8	20.1	99	100	60-140	1	
1,2-Dichloroethane	ug/L	ND	20	20	20.2	20.4	101	102	60-140	1	
1,2-Dichloropropane	ug/L	ND	20	20	22.0	21.3	110	107	60-140	3	
1,3,5-Trimethylbenzene	ug/L	ND	20	20	19.4	19.3	97	97	60-140	0	
1,3-Dichlorobenzene	ug/L	ND	20	20	19.9	19.7	99	98	60-140	1	
1,3-Dichloropropane	ug/L	ND	20	20	20.9	20.6	105	103	60-140	1	
1,4-Dichlorobenzene	ug/L	ND	20	20	20.1	20.3	100	101	60-140	1	
2,2-Dichloropropane	ug/L	ND	20	20	18.9	19.6	94	98	60-140	4	
2-Chlorotoluene	ug/L	ND	20	20	19.8	19.4	99	97	60-140	2	
4-Chlorotoluene	ug/L	ND	20	20	19.5	19.2	97	96	60-140	2	
Benzene	ug/L	ND	20	20	21.5	21.0	107	105	60-140	2	
Bromobenzene	ug/L	ND	20	20	19.2	19.6	96	98	60-140	2	
Bromochloromethane	ug/L	ND	20	20	23.7	25.7	118	128	60-140	8	
Bromodichloromethane	ug/L	ND	20	20	22.4	21.9	112	109	60-140	3	
Bromoform	ug/L	ND	20	20	19.5	19.3	98	97	60-140	1	
Bromomethane	ug/L	ND	20	20	21.6	22.4	108	112	60-140	4	
Carbon tetrachloride	ug/L	ND	20	20	23.9	23.6	119	118	60-140	1	
Chlorobenzene	ug/L	ND	20	20	20.8	20.2	104	101	60-140	3	
Chloroethane	ug/L	ND	20	20	20.8	20.1	104	101	60-140	3	
Chloroform	ug/L	ND	20	20	24.7	24.3	124	121	60-140	2	
Chloromethane	ug/L	ND	20	20	12.4	12.7	62	63	60-140	2	
cis-1,2-Dichloroethene	ug/L	ND	20	20	21.0	21.5	105	107	60-140	2	
cis-1,3-Dichloropropene	ug/L	ND	20	20	19.7	19.6	99	98	60-140	1	
Dibromochloromethane	ug/L	ND	20	20	19.6	19.1	98	95	60-140	3	
Dibromomethane	ug/L	ND	20	20	24.3	23.4	122	117	60-140	4	
Dichlorodifluoromethane	ug/L	ND	20	20	22.6	22.8	113	114	60-140	1	
Diisopropyl ether	ug/L	ND	20	20	15.7	15.7	78	78	60-140	0	
Ethylbenzene	ug/L	ND	20	20	21.1	20.6	106	103	60-140	3	
Hexachloro-1,3-butadiene	ug/L	ND	20	20	21.8	21.2	109	106	60-140	3	
Isopropylbenzene (Cumene)	ug/L	ND	20	20	21.1	21.0	106	105	60-140	1	
m&p-Xylene	ug/L	ND	40	40	42.3	41.0	106	103	60-140	3	
Methyl-tert-butyl ether	ug/L	ND	20	20	22.7	23.1	114	115	60-140	2	
Methylene Chloride	ug/L	ND	20	20	15.9	15.2	80	76	60-140	4	

Results presented on this page are in the units indicated by the "Units" column except where an alternate unit is presented to the right of the result.

REPORT OF LABORATORY ANALYSIS

This report shall not be reproduced, except in full,
without the written consent of Pace Analytical Services, LLC.

Pace Analytical Services, LLC
9800 Kincey Ave. Suite 100
Huntersville, NC 28078
(704)875-9092

QUALITY CONTROL DATA

Project: 2020-L1-2448 Incident
Pace Project No.: 92497418

MATRIX SPIKE & MATRIX SPIKE DUPLICATE: 3015734 3015735

Parameter	Units	92497414001 Result	MS Spike Conc.	MSD Spike Conc.	MS Result	MSD Result	MS % Rec	MSD % Rec	% Rec Limits	RPD	Qual
n-Butylbenzene	ug/L	ND	20	20	18.0	17.3	90	87	60-140	4	
n-Propylbenzene	ug/L	ND	20	20	19.2	19.1	96	96	60-140	0	
Naphthalene	ug/L	ND	20	20	19.1	18.3	96	92	60-140	4	
o-Xylene	ug/L	ND	20	20	20.5	20.1	103	100	60-140	2	
sec-Butylbenzene	ug/L	ND	20	20	19.0	18.9	95	94	60-140	1	
Styrene	ug/L	ND	20	20	21.5	20.4	108	102	60-140	5	
tert-Butylbenzene	ug/L	ND	20	20	18.3	18.3	92	92	60-140	0	
Tetrachloroethene	ug/L	ND	20	20	21.8	20.7	109	104	60-140	5	
Toluene	ug/L	ND	20	20	21.6	21.0	108	105	60-140	3	
trans-1,2-Dichloroethene	ug/L	ND	20	20	21.7	20.8	108	104	60-140	4	
trans-1,3-Dichloropropene	ug/L	ND	20	20	20.3	19.6	101	98	60-140	3	
Trichloroethene	ug/L	ND	20	20	24.4	24.9	122	125	60-140	2	
Trichlorofluoromethane	ug/L	ND	20	20	24.5	24.9	122	125	60-140	2	
Vinyl chloride	ug/L	ND	20	20	18.5	18.5	93	92	60-140	0	
1,2-Dichloroethane-d4 (S)	%						97	98	70-130		
4-Bromofluorobenzene (S)	%						103	100	70-130		
Toluene-d8 (S)	%						98	98	70-130		

Results presented on this page are in the units indicated by the "Units" column except where an alternate unit is presented to the right of the result.

REPORT OF LABORATORY ANALYSIS

This report shall not be reproduced, except in full,
without the written consent of Pace Analytical Services, LLC.

Pace Analytical Services, LLC
9800 Kincey Ave. Suite 100
Huntersville, NC 28078
(704)875-9092

QUALITY CONTROL DATA

Project: 2020-L1-2448 Incident
Pace Project No.: 92497418

QC Batch: 569141
QC Batch Method: SM 6200B
Analysis Method: SM 6200B
Analysis Description: 6200B MSV
Laboratory: Pace Analytical Services - Charlotte
Associated Lab Samples: 92497418002, 92497418003

METHOD BLANK: 3015736 Matrix: Water
Associated Lab Samples: 92497418002, 92497418003

Parameter	Units	Blank Result	Reporting Limit	Analyzed	Qualifiers
1,1,1,2-Tetrachloroethane	ug/L	ND	0.50	09/26/20 13:34	
1,1,1-Trichloroethane	ug/L	ND	0.50	09/26/20 13:34	
1,1,2,2-Tetrachloroethane	ug/L	ND	0.50	09/26/20 13:34	
1,1,2-Trichloroethane	ug/L	ND	0.50	09/26/20 13:34	
1,1-Dichloroethane	ug/L	ND	0.50	09/26/20 13:34	
1,1-Dichloroethene	ug/L	ND	0.50	09/26/20 13:34	
1,1-Dichloropropene	ug/L	ND	0.50	09/26/20 13:34	
1,2,3-Trichlorobenzene	ug/L	ND	2.0	09/26/20 13:34	
1,2,3-Trichloropropane	ug/L	ND	0.50	09/26/20 13:34	
1,2,4-Trichlorobenzene	ug/L	ND	2.0	09/26/20 13:34	
1,2,4-Trimethylbenzene	ug/L	ND	0.50	09/26/20 13:34	
1,2-Dibromo-3-chloropropane	ug/L	ND	1.0	09/26/20 13:34	
1,2-Dibromoethane (EDB)	ug/L	ND	0.50	09/26/20 13:34	
1,2-Dichlorobenzene	ug/L	ND	0.50	09/26/20 13:34	
1,2-Dichloroethane	ug/L	ND	0.50	09/26/20 13:34	
1,2-Dichloropropane	ug/L	ND	0.50	09/26/20 13:34	
1,3,5-Trimethylbenzene	ug/L	ND	0.50	09/26/20 13:34	
1,3-Dichlorobenzene	ug/L	ND	0.50	09/26/20 13:34	
1,3-Dichloropropane	ug/L	ND	0.50	09/26/20 13:34	
1,4-Dichlorobenzene	ug/L	ND	0.50	09/26/20 13:34	
2,2-Dichloropropane	ug/L	ND	0.50	09/26/20 13:34	
2-Chlorotoluene	ug/L	ND	0.50	09/26/20 13:34	
4-Chlorotoluene	ug/L	ND	0.50	09/26/20 13:34	
Benzene	ug/L	ND	0.50	09/26/20 13:34	
Bromobenzene	ug/L	ND	0.50	09/26/20 13:34	
Bromochloromethane	ug/L	ND	0.50	09/26/20 13:34	
Bromodichloromethane	ug/L	ND	0.50	09/26/20 13:34	
Bromoform	ug/L	ND	0.50	09/26/20 13:34	
Bromomethane	ug/L	ND	5.0	09/26/20 13:34	
Carbon tetrachloride	ug/L	ND	0.50	09/26/20 13:34	
Chlorobenzene	ug/L	ND	0.50	09/26/20 13:34	
Chloroethane	ug/L	ND	1.0	09/26/20 13:34	
Chloroform	ug/L	ND	0.50	09/26/20 13:34	
Chloromethane	ug/L	ND	1.0	09/26/20 13:34	
cis-1,2-Dichloroethene	ug/L	ND	0.50	09/26/20 13:34	
cis-1,3-Dichloropropene	ug/L	ND	0.50	09/26/20 13:34	
Dibromochloromethane	ug/L	ND	0.50	09/26/20 13:34	
Dibromomethane	ug/L	ND	0.50	09/26/20 13:34	
Dichlorodifluoromethane	ug/L	ND	0.50	09/26/20 13:34	
Diisopropyl ether	ug/L	ND	0.50	09/26/20 13:34	

Results presented on this page are in the units indicated by the "Units" column except where an alternate unit is presented to the right of the result.

REPORT OF LABORATORY ANALYSIS

This report shall not be reproduced, except in full,
without the written consent of Pace Analytical Services, LLC.

Pace Analytical Services, LLC
9800 Kincey Ave. Suite 100
Huntersville, NC 28078
(704)875-9092

QUALITY CONTROL DATA

Project: 2020-L1-2448 Incident
Pace Project No.: 92497418

METHOD BLANK: 3015736 Matrix: Water
Associated Lab Samples: 92497418002, 92497418003

Parameter	Units	Blank Result	Reporting Limit	Analyzed	Qualifiers
Ethylbenzene	ug/L	ND	0.50	09/26/20 13:34	
Hexachloro-1,3-butadiene	ug/L	ND	2.0	09/26/20 13:34	
Isopropylbenzene (Cumene)	ug/L	ND	0.50	09/26/20 13:34	
m&p-Xylene	ug/L	ND	1.0	09/26/20 13:34	
Methyl-tert-butyl ether	ug/L	ND	0.50	09/26/20 13:34	
Methylene Chloride	ug/L	ND	2.0	09/26/20 13:34	
n-Butylbenzene	ug/L	ND	0.50	09/26/20 13:34	
n-Propylbenzene	ug/L	ND	0.50	09/26/20 13:34	
Naphthalene	ug/L	ND	2.0	09/26/20 13:34	
o-Xylene	ug/L	ND	0.50	09/26/20 13:34	
sec-Butylbenzene	ug/L	ND	0.50	09/26/20 13:34	
Styrene	ug/L	ND	0.50	09/26/20 13:34	
tert-Butylbenzene	ug/L	ND	0.50	09/26/20 13:34	
Tetrachloroethene	ug/L	ND	0.50	09/26/20 13:34	
Toluene	ug/L	ND	0.50	09/26/20 13:34	
trans-1,2-Dichloroethene	ug/L	ND	0.50	09/26/20 13:34	
trans-1,3-Dichloropropene	ug/L	ND	0.50	09/26/20 13:34	
Trichloroethene	ug/L	ND	0.50	09/26/20 13:34	
Trichlorofluoromethane	ug/L	ND	1.0	09/26/20 13:34	
Vinyl chloride	ug/L	ND	1.0	09/26/20 13:34	
1,2-Dichloroethane-d4 (S)	%	99	70-130	09/26/20 13:34	
4-Bromofluorobenzene (S)	%	101	70-130	09/26/20 13:34	
Toluene-d8 (S)	%	102	70-130	09/26/20 13:34	

LABORATORY CONTROL SAMPLE: 3015737

Parameter	Units	Spike Conc.	LCS Result	LCS % Rec	% Rec Limits	Qualifiers
1,1,1,2-Tetrachloroethane	ug/L	50	48.2	96	60-140	
1,1,1-Trichloroethane	ug/L	50	52.6	105	60-140	
1,1,2,2-Tetrachloroethane	ug/L	50	51.6	103	60-140	
1,1,2-Trichloroethane	ug/L	50	51.1	102	60-140	
1,1-Dichloroethane	ug/L	50	51.1	102	60-140	
1,1-Dichloroethene	ug/L	50	52.2	104	60-140	
1,1-Dichloropropene	ug/L	50	48.6	97	60-140	
1,2,3-Trichlorobenzene	ug/L	50	52.5	105	60-140	
1,2,3-Trichloropropane	ug/L	50	50.2	100	60-140	
1,2,4-Trichlorobenzene	ug/L	50	52.1	104	60-140	
1,2,4-Trimethylbenzene	ug/L	50	50.4	101	60-140	
1,2-Dibromo-3-chloropropane	ug/L	50	47.7	95	60-140	
1,2-Dibromoethane (EDB)	ug/L	50	58.9	118	60-140	
1,2-Dichlorobenzene	ug/L	50	51.6	103	60-140	
1,2-Dichloroethane	ug/L	50	49.7	99	60-140	
1,2-Dichloropropane	ug/L	50	55.1	110	60-140	
1,3,5-Trimethylbenzene	ug/L	50	50.0	100	60-140	

Results presented on this page are in the units indicated by the "Units" column except where an alternate unit is presented to the right of the result.

REPORT OF LABORATORY ANALYSIS

This report shall not be reproduced, except in full,
without the written consent of Pace Analytical Services, LLC.

Pace Analytical Services, LLC
9800 Kincey Ave. Suite 100
Huntersville, NC 28078
(704)875-9092

QUALITY CONTROL DATA

Project: 2020-L1-2448 Incident
Pace Project No.: 92497418

LABORATORY CONTROL SAMPLE: 3015737

Parameter	Units	Spike Conc.	LCS Result	LCS % Rec	% Rec Limits	Qualifiers
1,3-Dichlorobenzene	ug/L	50	51.7	103	60-140	
1,3-Dichloropropane	ug/L	50	54.8	110	60-140	
1,4-Dichlorobenzene	ug/L	50	51.7	103	60-140	
2,2-Dichloropropane	ug/L	50	53.0	106	60-140	
2-Chlorotoluene	ug/L	50	50.5	101	60-140	
4-Chlorotoluene	ug/L	50	50.2	100	60-140	
Benzene	ug/L	50	52.6	105	60-140	
Bromobenzene	ug/L	50	49.0	98	60-140	
Bromochloromethane	ug/L	50	59.5	119	60-140	
Bromodichloromethane	ug/L	50	53.2	106	60-140	
Bromoform	ug/L	50	48.2	96	60-140	
Bromomethane	ug/L	50	46.1	92	60-140	
Carbon tetrachloride	ug/L	50	55.3	111	60-140	
Chlorobenzene	ug/L	50	50.9	102	60-140	
Chloroethane	ug/L	50	49.2	98	60-140	
Chloroform	ug/L	50	55.0	110	60-140	
Chloromethane	ug/L	50	35.0	70	60-140	
cis-1,2-Dichloroethene	ug/L	50	50.8	102	60-140	
cis-1,3-Dichloropropene	ug/L	50	52.3	105	60-140	
Dibromochloromethane	ug/L	50	51.3	103	60-140	
Dibromomethane	ug/L	50	55.1	110	60-140	
Dichlorodifluoromethane	ug/L	50	52.1	104	60-140	
Diisopropyl ether	ug/L	50	45.6	91	60-140	
Ethylbenzene	ug/L	50	51.4	103	60-140	
Hexachloro-1,3-butadiene	ug/L	50	55.4	111	60-140	
Isopropylbenzene (Cumene)	ug/L	50	50.6	101	60-140	
m&p-Xylene	ug/L	100	102	102	60-140	
Methyl-tert-butyl ether	ug/L	50	59.9	120	60-140	
Methylene Chloride	ug/L	50	39.1	78	60-140	
n-Butylbenzene	ug/L	50	50.3	101	60-140	
n-Propylbenzene	ug/L	50	50.2	100	60-140	
Naphthalene	ug/L	50	51.6	103	60-140	
o-Xylene	ug/L	50	50.7	101	60-140	
sec-Butylbenzene	ug/L	50	49.7	99	60-140	
Styrene	ug/L	50	53.1	106	60-140	
tert-Butylbenzene	ug/L	50	44.7	89	60-140	
Tetrachloroethene	ug/L	50	54.3	109	60-140	
Toluene	ug/L	50	51.1	102	60-140	
trans-1,2-Dichloroethene	ug/L	50	51.6	103	60-140	
trans-1,3-Dichloropropene	ug/L	50	51.1	102	60-140	
Trichloroethene	ug/L	50	56.5	113	60-140	
Trichlorofluoromethane	ug/L	50	52.0	104	60-140	
Vinyl chloride	ug/L	50	43.4	87	60-140	
1,2-Dichloroethane-d4 (S)	%			98	70-130	
4-Bromofluorobenzene (S)	%			102	70-130	
Toluene-d8 (S)	%			99	70-130	

Results presented on this page are in the units indicated by the "Units" column except where an alternate unit is presented to the right of the result.

REPORT OF LABORATORY ANALYSIS

This report shall not be reproduced, except in full,
without the written consent of Pace Analytical Services, LLC.

Pace Analytical Services, LLC
9800 Kincey Ave. Suite 100
Huntersville, NC 28078
(704)875-9092

QUALITY CONTROL DATA

Project: 2020-L1-2448 Incident
Pace Project No.: 92497418

MATRIX SPIKE & MATRIX SPIKE DUPLICATE: 3015738 3015739

Parameter	Units	92497412001 Result	MS Spike Conc.	MSD Spike Conc.	MS Result	MSD Result	MS % Rec	MSD % Rec	% Rec Limits	RPD	Qual
1,1,1,2-Tetrachloroethane	ug/L	ND	20	20	20.3	18.8	102	94	60-140	8	
1,1,1-Trichloroethane	ug/L	ND	20	20	21.6	20.4	108	102	60-140	6	
1,1,2,2-Tetrachloroethane	ug/L	ND	20	20	20.7	19.4	103	97	60-140	6	
1,1,2-Trichloroethane	ug/L	ND	20	20	20.7	19.3	104	96	60-140	7	
1,1-Dichloroethane	ug/L	ND	20	20	20.7	20.0	103	100	60-140	3	
1,1-Dichloroethene	ug/L	ND	20	20	22.6	20.4	113	102	60-140	10	
1,1-Dichloropropene	ug/L	ND	20	20	21.1	19.9	106	99	60-140	6	
1,2,3-Trichlorobenzene	ug/L	ND	20	20	18.2	17.9	91	90	60-140	1	
1,2,3-Trichloropropane	ug/L	ND	20	20	19.9	18.3	99	91	60-140	8	
1,2,4-Trichlorobenzene	ug/L	ND	20	20	17.4	16.5	87	83	60-140	5	
1,2,4-Trimethylbenzene	ug/L	ND	20	20	18.0	16.2	90	81	60-140	11	
1,2-Dibromo-3-chloropropane	ug/L	ND	20	20	20.9	20.6	104	103	60-140	1	
1,2-Dibromoethane (EDB)	ug/L	ND	20	20	21.7	19.9	108	100	60-140	8	
1,2-Dichlorobenzene	ug/L	ND	20	20	19.9	17.7	99	88	60-140	12	
1,2-Dichloroethane	ug/L	ND	20	20	19.5	18.0	97	90	60-140	8	
1,2-Dichloropropane	ug/L	ND	20	20	21.8	20.2	109	101	60-140	8	
1,3,5-Trimethylbenzene	ug/L	ND	20	20	18.8	18.0	94	90	60-140	4	
1,3-Dichlorobenzene	ug/L	ND	20	20	18.8	17.2	94	86	60-140	9	
1,3-Dichloropropane	ug/L	ND	20	20	21.2	20.1	106	100	60-140	6	
1,4-Dichlorobenzene	ug/L	ND	20	20	19.6	18.5	98	93	60-140	5	
2,2-Dichloropropane	ug/L	ND	20	20	14.2	13.1	71	65	60-140	8	
2-Chlorotoluene	ug/L	ND	20	20	18.8	17.4	94	87	60-140	8	
4-Chlorotoluene	ug/L	ND	20	20	18.9	16.5	94	83	60-140	13	
Benzene	ug/L	ND	20	20	21.0	19.1	105	96	60-140	9	
Bromobenzene	ug/L	ND	20	20	19.7	18.2	99	91	60-140	8	
Bromochloromethane	ug/L	ND	20	20	21.8	20.8	109	104	60-140	4	
Bromodichloromethane	ug/L	ND	20	20	19.9	18.4	99	92	60-140	8	
Bromoform	ug/L	ND	20	20	21.6	19.9	108	100	60-140	8	
Bromomethane	ug/L	ND	20	20	21.2	18.9	106	95	60-140	12	
Carbon tetrachloride	ug/L	ND	20	20	22.3	20.8	112	104	60-140	7	
Chlorobenzene	ug/L	ND	20	20	20.1	18.7	101	94	60-140	7	
Chloroethane	ug/L	ND	20	20	19.7	17.9	99	89	60-140	10	
Chloroform	ug/L	9.8	20	20	29.3	27.4	98	88	60-140	7	
Chloromethane	ug/L	ND	20	20	17.4	16.3	87	81	60-140	7	
cis-1,2-Dichloroethene	ug/L	ND	20	20	21.2	19.6	106	98	60-140	8	
cis-1,3-Dichloropropene	ug/L	ND	20	20	20.6	19.0	103	95	60-140	8	
Dibromochloromethane	ug/L	ND	20	20	20.9	19.6	105	98	60-140	7	
Dibromomethane	ug/L	ND	20	20	22.5	20.8	112	104	60-140	8	
Dichlorodifluoromethane	ug/L	ND	20	20	16.3	15.0	81	75	60-140	8	
Diisopropyl ether	ug/L	ND	20	20	19.8	18.4	99	92	60-140	8	
Ethylbenzene	ug/L	ND	20	20	19.7	18.1	99	90	60-140	9	
Hexachloro-1,3-butadiene	ug/L	ND	20	20	18.3	16.1	92	80	60-140	13	
Isopropylbenzene (Cumene)	ug/L	ND	20	20	19.3	18.1	96	91	60-140	6	
m&p-Xylene	ug/L	ND	40	40	39.2	36.0	98	90	60-140	9	
Methyl-tert-butyl ether	ug/L	ND	20	20	21.4	19.7	107	98	60-140	8	
Methylene Chloride	ug/L	ND	20	20	20.5	19.1	103	96	60-140	7	

Results presented on this page are in the units indicated by the "Units" column except where an alternate unit is presented to the right of the result.

REPORT OF LABORATORY ANALYSIS

This report shall not be reproduced, except in full,
without the written consent of Pace Analytical Services, LLC.

Pace Analytical Services, LLC
9800 Kincey Ave. Suite 100
Huntersville, NC 28078
(704)875-9092

QUALITY CONTROL DATA

Project: 2020-L1-2448 Incident
Pace Project No.: 92497418

MATRIX SPIKE & MATRIX SPIKE DUPLICATE: 3015738 3015739

Parameter	Units	92497412001 Result	MS Spike Conc.	MSD Spike Conc.	MS Result	MSD Result	MS % Rec	MSD % Rec	% Rec Limits	RPD	Qual
n-Butylbenzene	ug/L	ND	20	20	16.9	15.5	84	78	60-140	9	
n-Propylbenzene	ug/L	ND	20	20	18.4	17.4	92	87	60-140	6	
Naphthalene	ug/L	ND	20	20	18.4	17.7	92	89	60-140	4	
o-Xylene	ug/L	ND	20	20	20.0	18.1	100	91	60-140	10	
sec-Butylbenzene	ug/L	ND	20	20	18.2	17.9	91	89	60-140	2	
Styrene	ug/L	ND	20	20	19.8	18.3	99	91	60-140	8	
tert-Butylbenzene	ug/L	ND	20	20	15.8	15.1	79	75	60-140	5	
Tetrachloroethene	ug/L	ND	20	20	20.2	18.5	101	92	60-140	9	
Toluene	ug/L	ND	20	20	20.0	18.1	100	90	60-140	10	
trans-1,2-Dichloroethene	ug/L	ND	20	20	21.5	20.1	108	100	60-140	7	
trans-1,3-Dichloropropene	ug/L	ND	20	20	19.3	18.1	97	91	60-140	6	
Trichloroethene	ug/L	ND	20	20	22.1	20.0	111	100	60-140	10	
Trichlorofluoromethane	ug/L	ND	20	20	18.1	16.5	90	83	60-140	9	
Vinyl chloride	ug/L	ND	20	20	17.4	16.4	87	82	60-140	6	
1,2-Dichloroethane-d4 (S)	%						101	102	70-130		
4-Bromofluorobenzene (S)	%						99	100	70-130		
Toluene-d8 (S)	%						99	99	70-130		

Results presented on this page are in the units indicated by the "Units" column except where an alternate unit is presented to the right of the result.

REPORT OF LABORATORY ANALYSIS

This report shall not be reproduced, except in full,
without the written consent of Pace Analytical Services, LLC.

Pace Analytical Services, LLC
9800 Kincey Ave. Suite 100
Huntersville, NC 28078
(704)875-9092

QUALIFIERS

Project: 2020-L1-2448 Incident
Pace Project No.: 92497418

DEFINITIONS

DF - Dilution Factor, if reported, represents the factor applied to the reported data due to dilution of the sample aliquot.

ND - Not Detected at or above adjusted reporting limit.

TNTC - Too Numerous To Count

J - Estimated concentration above the adjusted method detection limit and below the adjusted reporting limit.

MDL - Adjusted Method Detection Limit.

PQL - Practical Quantitation Limit.

RL - Reporting Limit - The lowest concentration value that meets project requirements for quantitative data with known precision and bias for a specific analyte in a specific matrix.

S - Surrogate

1,2-Diphenylhydrazine decomposes to and cannot be separated from Azobenzene using Method 8270. The result for each analyte is a combined concentration.

Consistent with EPA guidelines, unrounded data are displayed and have been used to calculate % recovery and RPD values.

LCS(D) - Laboratory Control Sample (Duplicate)

MS(D) - Matrix Spike (Duplicate)

DUP - Sample Duplicate

RPD - Relative Percent Difference

NC - Not Calculable.

SG - Silica Gel - Clean-Up

U - Indicates the compound was analyzed for, but not detected.

Acid preservation may not be appropriate for 2 Chloroethylvinyl ether.

A separate vial preserved to a pH of 4-5 is recommended in SW846 Chapter 4 for the analysis of Acrolein and Acrylonitrile by EPA Method 8260.

N-Nitrosodiphenylamine decomposes and cannot be separated from Diphenylamine using Method 8270. The result reported for each analyte is a combined concentration.

Pace Analytical is TNI accredited. Contact your Pace PM for the current list of accredited analytes.

TNI - The NELAC Institute.

ANALYTE QUALIFIERS

ST	Surrogate recovery was above laboratory control limits. Results may be biased high.

This report shall not be reproduced, except in full,
without the written consent of Pace Analytical Services, LLC.

Pace Analytical Services, LLC
9800 Kincey Ave. Suite 100
Huntersville, NC 28078
(704)875-9092

QUALITY CONTROL DATA CROSS REFERENCE TABLE

Project: 2020-L1-2448 Incident
Pace Project No.: 92497418

Lab ID	Sample ID	QC Batch Method	QC Batch	Analytical Method	Analytical Batch
92497418001	**DUP-1**	MADEPV	1549893	MADEP VPH	1549893
92497418003	**FB-1**	MADEPV	1549893	MADEP VPH	1549893
92497418001	**DUP-1**	EPA 3010A	569158	EPA 6010D	569170
92497418003	**FB-1**	EPA 3010A	569158	EPA 6010D	569170
92497418001	**DUP-1**	SM 6200B	569140		
92497418002	**Trip_Blank**	SM 6200B	569141		
92497418003	**FB-1**	SM 6200B	569141		

This report shall not be reproduced, except in full,
without the written consent of Pace Analytical Services, LLC.

Pace Analytical®

CHAIN-OF-CUSTODY Analytical Request Document

Chain-of-Custody is a LEGAL DOCUMENT - Complete all relevent fields

LAB USE ONLY- Aff...

WO# : 92497418

92497418

ALL ...

Container Preserv...

Company: Apex Companies	Billing Information:
Address:	
Report To: Andrew Street	Email To: Andrew Street
Copy To:	Site Collection Info/Address:
Customer Project Name/Number: 2020-L1-2448 Incident	State: NC County/City: Huntersville Time Zone Collected: [ ] PT [ ] MT [ ] CT [ ] ET
Phone: Email:	Site/Facility ID #: Compliance Monitoring? [ ] Yes [ ] No
Collected By (print): Naomi Fretz	Purchase Order #: Quote #: DW PWS ID #: DW Location Code:
Collected By (signature): Naomi Fretz	Turnaround Date Required: ASAP Immediately Packed on Ice: [ ] Yes [ ] No
Sample Disposal: [ ] Dispose as appropriate [ ] Return [ ] Archive: ____ [ ] Hold: ____	Rush: [ ] Same Day [ ] Next Day [ ] 2 Day [ ] 3 Day [ ] 4 Day [ ] 5 Day (Expedite Charges Apply) Field Filtered (if applicable): [ ] Yes [ ] No Analysis: ____

** Preservative Types: (1) nitric acid, (2) sulfuric acid, (3) hydrochloric acid, (4) sodium hydroxide, (5) zinc acetate, (6) methanol, (7) sodium bisulfate, (8) sodium thiosulfate, (9) hexane, (A) ascorbic acid, (B) ammonium sulfate, (C) ammonium hydroxide, (D) TSP, (U) Unpreserved, (O) Other ____

* Matrix Codes (Insert in Matrix box below): Drinking Water (DW), Ground Water (GW), Wastewater (WW), Product (P), Soil/Solid (SL), Oil (OL), Wipe (WP), Air (AR), Tissue (TS), Bioassay (B), Vapor (V), Other (OT)

Analyses

Customer Sample ID	Matrix *	Comp / Grab	Collected (or Composite Start) Date	Time	Composite End Date	Time	Res Cl	# of Ctns	VOCs 6200B	MADEP VPH	Lead							Lab Sample # / Comments: 92497418
DUP-1	DW	G	9/24					8	X	X	X							001
Trip Blank	OT	G	↓					2	X									002
FB-1	OT	G	↓					8	X	X	X							003

Lab Profile/Line:

Lab Sample Receipt Checklist:

Custody Seals Present/Intact	Y N NA
Custody Signatures Present	Y N NA
Collector Signature Present	Y N NA
Bottles Intact	Y N NA
Correct Bottles	Y N NA
Sufficient Volume	Y N NA
Samples Received on Ice	Y N NA
VOA - Headspace Acceptable	Y N NA
USDA Regulated Soils	Y N NA
Samples in Holding Time	Y N NA
Residual Chlorine Present	Y N NA
Cl Strips: ____	
Sample pH Acceptable	Y N NA
pH Strips: ____	
Sulfide Present	Y N NA
Lead Acetate Strips: ____	

LAB USE ONLY:

Lab Sample # / Comments:

Customer Remarks / Special Conditions / Possible Hazards:

Type of Ice Used: Wet Blue Dry None

Packing Material Used:

Radchem sample(s) screened (<500 cpm): Y N NA

SHORT HOLDS PRESENT (<72 hours): Y N N/A

Lab Tracking #: 2560450

Samples received via: FEDEX UPS Client Courier Pace Courier

Lab Sample Temperature Info:

Temp Blank Received: Y N NA

Therm ID#: 92T061

Cooler 1 Temp Upon Receipt: 4 oC

Cooler 1 Therm Corr. Factor: 0 oC

Cooler 1 Corrected Temp: 4 oC

Comments:

Relinquished by/Company: (Signature)	Date/Time:	Received by/Company: (Signature)	Date/Time:
Naomi Fretz / Apex	9/25/20 1210	MDG Pace HVL 9-25-20	12:10
Relinquished by/Company: (Signature)	Date/Time:	Received by/Company: (Signature)	Date/Time:
Relinquished by/Company: (Signature)	Date/Time:	Received by/Company: (Signature)	Date/Time:

MTJL LAB USE ONLY

Table #:

Acctnum:

Template:

Prelogin:

PM:

PB:

Trip Blank Received: Y N NA HCL MeOH TSP Other

Non Conformance(s): YES / NO

Page: ____ of: ____

Pace Analytical Services, LLC
9800 Kincey Ave. Suite 100
Huntersville, NC 28078
(704)875-9092

October 02, 2020

Andrew Street
Apex Companies - NC
5900 Northwoods Business Pkwy
Suite 5900-0
Charlotte, NC 28269

RE: Project: 2020-L1-2448 Incident
Pace Project No.: 92498128

Dear Andrew Street:

Enclosed are the analytical results for sample(s) received by the laboratory on September 30, 2020. The results relate only to the samples included in this report. Results reported herein conform to the applicable TNI/NELAC Standards and the laboratory's Quality Manual, where applicable, unless otherwise noted in the body of the report.

The test results provided in this final report were generated by each of the following laboratories within the Pace Network:

- Pace National - Mt. Juliet
- Pace Analytical Services - Asheville
- Pace Analytical Services - Charlotte

If you have any questions concerning this report, please feel free to contact me.

Sincerely,

Angela M. Baioni

Angela Baioni
angela.baioni@pacelabs.com
(704)875-9092
Project Manager

Enclosures

cc: J Culbreath, Colonial Pipeline Company
Robert Hughes, Colonial Pipeline
Margaret King, APEX Companies, LLC
Emily Little, Apex Companies
Jeff Morrison, Colonial Pipeline Company
Tom Naumann, APEX Companies - NC
Joe Nicolette, Montrose-EPS
Christopher Schultz, Apex Companies
Alex Testoff, Montrose-EPS
Michael Verdon, Colonial Pipeline Company
JM Wyatt, Colonial Pipeline Company

This report shall not be reproduced, except in full,
without the written consent of Pace Analytical Services, LLC.

Pace Analytical Services, LLC
9800 Kincey Ave. Suite 100
Huntersville, NC 28078
(704)875-9092

CERTIFICATIONS

Project: 2020-L1-2448 Incident
Pace Project No.: 92498128

Pace Analytical Services National

12065 Lebanon Road, Mt. Juliet, TN 37122
Alabama Certification #: 40660
Alaska Certification 17-026
Arizona Certification #: AZ0612
Arkansas Certification #: 88-0469
California Certification #: 2932
Canada Certification #: 1461.01
Colorado Certification #: TN00003
Connecticut Certification #: PH-0197
DOD Certification: #1461.01
EPA# TN00003
Florida Certification #: E87487
Georgia DW Certification #: 923
Georgia Certification: NELAP
Idaho Certification #: TN00003
Illinois Certification #: 200008
Indiana Certification #: C-TN-01
Iowa Certification #: 364
Kansas Certification #: E-10277
Kentucky UST Certification #: 16
Kentucky Certification #: 90010
Louisiana Certification #: AI30792
Louisiana DW Certification #: LA180010
Maine Certification #: TN0002
Maryland Certification #: 324
Massachusetts Certification #: M-TN003
Michigan Certification #: 9958
Minnesota Certification #: 047-999-395
Mississippi Certification #: TN00003
Missouri Certification #: 340
Montana Certification #: CERT0086
Nebraska Certification #: NE-OS-15-05
Nevada Certification #: TN-03-2002-34
New Hampshire Certification #: 2975
New Jersey Certification #: TN002
New Mexico DW Certification
New York Certification #: 11742
North Carolina Aquatic Toxicity Certification #: 41
North Carolina Drinking Water Certification #: 21704
North Carolina Environmental Certificate #: 375
North Dakota Certification #: R-140
Ohio VAP Certification #: CL0069
Oklahoma Certification #: 9915
Oregon Certification #: TN200002
Pennsylvania Certification #: 68-02979
Rhode Island Certification #: LAO00356
South Carolina Certification #: 84004
South Dakota Certification
Tennessee DW/Chem/Micro Certification #: 2006
Texas Mold Certification #: LAB0152
Texas Certification #: T 104704245-17-14
USDA Soil Permit #: P330-15-00234
Utah Certification #: TN00003
Vermont Dept. of Health: ID# VT-2006
Virginia Certification #: VT2006
Virginia Certification #: 460132
Washington Certification #: C847
West Virginia Certification #: 233
Wisconsin Certification #: 9980939910
Wyoming UST Certification #: via A2LA 2926.01
A2LA-ISO 17025 Certification #: 1461.01
A2LA-ISO 17025 Certification #: 1461.02
AIHA-LAP/LLC EMLAP Certification #:100789

Pace Analytical Services Charlotte

9800 Kincey Ave. Ste 100, Huntersville, NC 28078
Louisiana/NELAP Certification # LA170028
North Carolina Drinking Water Certification #: 37706
North Carolina Field Services Certification #: 5342
North Carolina Wastewater Certification #: 12
South Carolina Certification #: 99006001
Florida/NELAP Certification #: E87627
Kentucky UST Certification #: 84
Virginia/VELAP Certification #: 460221

Pace Analytical Services Asheville

2225 Riverside Drive, Asheville, NC 28804
Florida/NELAP Certification #: E87648
Massachusetts Certification #: M-NC030
North Carolina Drinking Water Certification #: 37712
North Carolina Wastewater Certification #: 40
South Carolina Certification #: 99030001
Virginia/VELAP Certification #: 460222

REPORT OF LABORATORY ANALYSIS

This report shall not be reproduced, except in full,
without the written consent of Pace Analytical Services, LLC.

Pace Analytical Services, LLC
9800 Kincey Ave. Suite 100
Huntersville, NC 28078
(704)875-9092

SAMPLE ANALYTE COUNT

Project: 2020-L1-2448 Incident
Pace Project No.: 92498128

Lab ID	Sample ID	Method	Analysts	Analytes Reported	Laboratory
92498128001	**13926B_HC_RD_20200930**	MADEP VPH	JHH	6	PAN
		EPA 6010D	SH1	1	PASI-A
		SM 6200B	SAS	63	PASI-C

PAN = Pace National - Mt. Juliet
PASI-A = Pace Analytical Services - Asheville
PASI-C = Pace Analytical Services - Charlotte

This report shall not be reproduced, except in full,
without the written consent of Pace Analytical Services, LLC.

Pace Analytical Services, LLC
9800 Kincey Ave. Suite 100
Huntersville, NC 28078
(704)875-9092

ANALYTICAL RESULTS

Project: 2020-L1-2448 Incident
Pace Project No.: 92498128

Sample: 13926B_HC_RD_20200930 **Lab ID: 92498128001** Collected: 09/30/20 13:00 Received: 09/30/20 16:10 Matrix: Water

Parameters	Results	Units	Report Limit	DF	Prepared	Analyzed	CAS No.	Qual
MADEPV	Analytical Method: MADEP VPH Preparation Method: MADEPV Pace National - Mt. Juliet							
Aliphatic (C05-C08)	ND	ug/L	100	1	10/01/20 12:21	10/01/20 12:21		
Aliphatic (C09-C12)	ND	ug/L	100	1	10/01/20 12:21	10/01/20 12:21		
Aromatic (C09-C10),Unadjusted	ND	ug/L	100	1	10/01/20 12:21	10/01/20 12:21	TPHC9C10A	
Total VPH	ND	ug/L	100	1	10/01/20 12:21	10/01/20 12:21	VPH	
Surrogates								
2,5-Dibromotoluene (FID)	93.5	%	70.0-130	1	10/01/20 12:21	10/01/20 12:21	615-59-8FID	
2,5-Dibromotoluene (PID)	85.2	%	70.0-130	1	10/01/20 12:21	10/01/20 12:21	615-59-8PID	
6010 MET ICP	Analytical Method: EPA 6010D Preparation Method: EPA 3010A Pace Analytical Services - Asheville							
Lead	ND	ug/L	5.0	1	10/01/20 01:15	10/01/20 08:02	7439-92-1	
6200B MSV	Analytical Method: SM 6200B Pace Analytical Services - Charlotte							
Benzene	ND	ug/L	0.50	1		09/30/20 23:00	71-43-2	
Bromobenzene	ND	ug/L	0.50	1		09/30/20 23:00	108-86-1	
Bromochloromethane	ND	ug/L	0.50	1		09/30/20 23:00	74-97-5	
Bromodichloromethane	ND	ug/L	0.50	1		09/30/20 23:00	75-27-4	
Bromoform	ND	ug/L	0.50	1		09/30/20 23:00	75-25-2	
Bromomethane	ND	ug/L	5.0	1		09/30/20 23:00	74-83-9	
n-Butylbenzene	ND	ug/L	0.50	1		09/30/20 23:00	104-51-8	
sec-Butylbenzene	ND	ug/L	0.50	1		09/30/20 23:00	135-98-8	
tert-Butylbenzene	ND	ug/L	0.50	1		09/30/20 23:00	98-06-6	
Carbon tetrachloride	ND	ug/L	0.50	1		09/30/20 23:00	56-23-5	
Chlorobenzene	ND	ug/L	0.50	1		09/30/20 23:00	108-90-7	
Chloroethane	ND	ug/L	1.0	1		09/30/20 23:00	75-00-3	
Chloroform	**6.3**	ug/L	0.50	1		09/30/20 23:00	67-66-3	
Chloromethane	ND	ug/L	1.0	1		09/30/20 23:00	74-87-3	
2-Chlorotoluene	ND	ug/L	0.50	1		09/30/20 23:00	95-49-8	
4-Chlorotoluene	ND	ug/L	0.50	1		09/30/20 23:00	106-43-4	
1,2-Dibromo-3-chloropropane	ND	ug/L	1.0	1		09/30/20 23:00	96-12-8	
Dibromochloromethane	ND	ug/L	0.50	1		09/30/20 23:00	124-48-1	
1,2-Dibromoethane (EDB)	ND	ug/L	0.50	1		09/30/20 23:00	106-93-4	
Dibromomethane	ND	ug/L	0.50	1		09/30/20 23:00	74-95-3	
1,2-Dichlorobenzene	ND	ug/L	0.50	1		09/30/20 23:00	95-50-1	
1,3-Dichlorobenzene	ND	ug/L	0.50	1		09/30/20 23:00	541-73-1	
1,4-Dichlorobenzene	ND	ug/L	0.50	1		09/30/20 23:00	106-46-7	
Dichlorodifluoromethane	ND	ug/L	0.50	1		09/30/20 23:00	75-71-8	
1,1-Dichloroethane	ND	ug/L	0.50	1		09/30/20 23:00	75-34-3	
1,2-Dichloroethane	ND	ug/L	0.50	1		09/30/20 23:00	107-06-2	
1,1-Dichloroethene	ND	ug/L	0.50	1		09/30/20 23:00	75-35-4	
cis-1,2-Dichloroethene	ND	ug/L	0.50	1		09/30/20 23:00	156-59-2	
trans-1,2-Dichloroethene	ND	ug/L	0.50	1		09/30/20 23:00	156-60-5	
1,2-Dichloropropane	ND	ug/L	0.50	1		09/30/20 23:00	78-87-5	
1,3-Dichloropropane	ND	ug/L	0.50	1		09/30/20 23:00	142-28-9	
2,2-Dichloropropane	ND	ug/L	0.50	1		09/30/20 23:00	594-20-7	

REPORT OF LABORATORY ANALYSIS

This report shall not be reproduced, except in full,
without the written consent of Pace Analytical Services, LLC.

Pace Analytical Services, LLC
9800 Kincey Ave. Suite 100
Huntersville, NC 28078
(704)875-9092

ANALYTICAL RESULTS

Project: 2020-L1-2448 Incident
Pace Project No.: 92498128

Sample: 13926B_HC_RD_20200930 **Lab ID: 92498128001** Collected: 09/30/20 13:00 Received: 09/30/20 16:10 Matrix: Water

Parameters	Results	Units	Report Limit	DF	Prepared	Analyzed	CAS No.	Qual
6200B MSV	Analytical Method: SM 6200B Pace Analytical Services - Charlotte							
1,1-Dichloropropene	ND	ug/L	0.50	1		09/30/20 23:00	563-58-6	
cis-1,3-Dichloropropene	ND	ug/L	0.50	1		09/30/20 23:00	10061-01-5	
trans-1,3-Dichloropropene	ND	ug/L	0.50	1		09/30/20 23:00	10061-02-6	
Diisopropyl ether	ND	ug/L	0.50	1		09/30/20 23:00	108-20-3	
Ethylbenzene	ND	ug/L	0.50	1		09/30/20 23:00	100-41-4	
Hexachloro-1,3-butadiene	ND	ug/L	2.0	1		09/30/20 23:00	87-68-3	
Isopropylbenzene (Cumene)	ND	ug/L	0.50	1		09/30/20 23:00	98-82-8	
Methylene Chloride	ND	ug/L	2.0	1		09/30/20 23:00	75-09-2	
Methyl-tert-butyl ether	ND	ug/L	0.50	1		09/30/20 23:00	1634-04-4	
Naphthalene	ND	ug/L	2.0	1		09/30/20 23:00	91-20-3	
n-Propylbenzene	ND	ug/L	0.50	1		09/30/20 23:00	103-65-1	
Styrene	ND	ug/L	0.50	1		09/30/20 23:00	100-42-5	
1,1,1,2-Tetrachloroethane	ND	ug/L	0.50	1		09/30/20 23:00	630-20-6	
1,1,2,2-Tetrachloroethane	ND	ug/L	0.50	1		09/30/20 23:00	79-34-5	
Tetrachloroethene	ND	ug/L	0.50	1		09/30/20 23:00	127-18-4	
Toluene	ND	ug/L	0.50	1		09/30/20 23:00	108-88-3	
1,2,3-Trichlorobenzene	ND	ug/L	2.0	1		09/30/20 23:00	87-61-6	
1,2,4-Trichlorobenzene	ND	ug/L	2.0	1		09/30/20 23:00	120-82-1	
1,1,1-Trichloroethane	ND	ug/L	0.50	1		09/30/20 23:00	71-55-6	
1,1,2-Trichloroethane	ND	ug/L	0.50	1		09/30/20 23:00	79-00-5	
Trichloroethene	ND	ug/L	0.50	1		09/30/20 23:00	79-01-6	
Trichlorofluoromethane	ND	ug/L	1.0	1		09/30/20 23:00	75-69-4	
1,2,3-Trichloropropane	ND	ug/L	0.50	1		09/30/20 23:00	96-18-4	
1,2,4-Trimethylbenzene	ND	ug/L	0.50	1		09/30/20 23:00	95-63-6	
1,3,5-Trimethylbenzene	ND	ug/L	0.50	1		09/30/20 23:00	108-67-8	
Vinyl chloride	ND	ug/L	1.0	1		09/30/20 23:00	75-01-4	
m&p-Xylene	ND	ug/L	1.0	1		09/30/20 23:00	179601-23-1	
o-Xylene	ND	ug/L	0.50	1		09/30/20 23:00	95-47-6	
Surrogates								
1,2-Dichloroethane-d4 (S)	105	%	70-130	1		09/30/20 23:00	17060-07-0	
4-Bromofluorobenzene (S)	100	%	70-130	1		09/30/20 23:00	460-00-4	
Toluene-d8 (S)	103	%	70-130	1		09/30/20 23:00	2037-26-5	

REPORT OF LABORATORY ANALYSIS

This report shall not be reproduced, except in full,
without the written consent of Pace Analytical Services, LLC.

Pace Analytical Services, LLC
9800 Kincey Ave. Suite 100
Huntersville, NC 28078
(704)875-9092

QUALITY CONTROL DATA

Project: 2020-L1-2448 Incident
Pace Project No.: 92498128

QC Batch: 1551782
QC Batch Method: MADEPV
Analysis Method: MADEP VPH
Analysis Description: MADEPV
Laboratory: Pace National - Mt. Juliet

Associated Lab Samples: 92498128001

METHOD BLANK: R3576391-2 Matrix: Water
Associated Lab Samples: 92498128001

Parameter	Units	Blank Result	Reporting Limit	Analyzed	Qualifiers
Aliphatic (C05-C08)	ug/L	ND	100	09/30/20 19:17	
Aliphatic (C09-C12)	ug/L	ND	100	09/30/20 19:17	
Aromatic (C09-C10),Unadjusted	ug/L	ND	100	09/30/20 19:17	
Total VPH	ug/L	ND	100	09/30/20 19:17	
2,5-Dibromotoluene (FID)	%	89.4	70.0-130	09/30/20 19:17	
2,5-Dibromotoluene (PID)	%	80.5	70.0-130	09/30/20 19:17	

LABORATORY CONTROL SAMPLE & LCSD: R3576391-1 R3576391-3

Parameter	Units	Spike Conc.	LCS Result	LCSD Result	LCS % Rec	LCSD % Rec	% Rec Limits	RPD	Max RPD	Qualifiers
Aliphatic (C05-C08)	ug/L	1200	1220	1280	102	107	70.0-130	4.80	25	
Aliphatic (C09-C12)	ug/L	1400	1750	1710	125	122	70.0-130	2.31	25	
Aromatic (C09-C10),Unadjusted	ug/L	200	218	252	109	126	70.0-130	14.5	25	
Total VPH	ug/L	2800	3190	3240	114	116	70.0-130	1.56	25	
2,5-Dibromotoluene (FID)	%				96.9	94.6	70.0-130			
2,5-Dibromotoluene (PID)	%				90.3	84.5	70.0-130			

Results presented on this page are in the units indicated by the "Units" column except where an alternate unit is presented to the right of the result.

REPORT OF LABORATORY ANALYSIS

This report shall not be reproduced, except in full,
without the written consent of Pace Analytical Services, LLC.

Pace Analytical Services, LLC
9800 Kincey Ave. Suite 100
Huntersville, NC 28078
(704)875-9092

QUALITY CONTROL DATA

Project: 2020-L1-2448 Incident
Pace Project No.: 92498128

QC Batch: 570156
QC Batch Method: EPA 3010A
Analysis Method: EPA 6010D
Analysis Description: 6010 MET
Laboratory: Pace Analytical Services - Asheville
Associated Lab Samples: 92498128001

METHOD BLANK: 3020315 Matrix: Water
Associated Lab Samples: 92498128001

Parameter	Units	Blank Result	Reporting Limit	Analyzed	Qualifiers
Lead	ug/L	ND	5.0	10/01/20 07:56	

LABORATORY CONTROL SAMPLE: 3020316

Parameter	Units	Spike Conc.	LCS Result	LCS % Rec	% Rec Limits	Qualifiers
Lead	ug/L	500	454	91	80-120	

MATRIX SPIKE & MATRIX SPIKE DUPLICATE: 3020317 3020318

Parameter	Units	92498128001 Result	MS Spike Conc.	MSD Spike Conc.	MS Result	MSD Result	MS % Rec	MSD % Rec	% Rec Limits	RPD	Qual
Lead	ug/L	ND	500	500	420	437	84	87	75-125	4	

Results presented on this page are in the units indicated by the "Units" column except where an alternate unit is presented to the right of the result.

REPORT OF LABORATORY ANALYSIS

This report shall not be reproduced, except in full,
without the written consent of Pace Analytical Services, LLC.

Pace Analytical Services, LLC
9800 Kincey Ave. Suite 100
Huntersville, NC 28078
(704)875-9092

QUALITY CONTROL DATA

Project: 2020-L1-2448 Incident
Pace Project No.: 92498128

QC Batch: 570101
QC Batch Method: SM 6200B
Analysis Method: SM 6200B
Analysis Description: 6200B MSV
Laboratory: Pace Analytical Services - Charlotte

Associated Lab Samples: 92498128001

METHOD BLANK: 3020098 Matrix: Water
Associated Lab Samples: 92498128001

Parameter	Units	Blank Result	Reporting Limit	Analyzed	Qualifiers
1,1,1,2-Tetrachloroethane	ug/L	ND	0.50	09/30/20 22:07	
1,1,1-Trichloroethane	ug/L	ND	0.50	09/30/20 22:07	
1,1,2,2-Tetrachloroethane	ug/L	ND	0.50	09/30/20 22:07	
1,1,2-Trichloroethane	ug/L	ND	0.50	09/30/20 22:07	
1,1-Dichloroethane	ug/L	ND	0.50	09/30/20 22:07	
1,1-Dichloroethene	ug/L	ND	0.50	09/30/20 22:07	
1,1-Dichloropropene	ug/L	ND	0.50	09/30/20 22:07	
1,2,3-Trichlorobenzene	ug/L	ND	2.0	09/30/20 22:07	
1,2,3-Trichloropropane	ug/L	ND	0.50	09/30/20 22:07	
1,2,4-Trichlorobenzene	ug/L	ND	2.0	09/30/20 22:07	
1,2,4-Trimethylbenzene	ug/L	ND	0.50	09/30/20 22:07	
1,2-Dibromo-3-chloropropane	ug/L	ND	1.0	09/30/20 22:07	
1,2-Dibromoethane (EDB)	ug/L	ND	0.50	09/30/20 22:07	
1,2-Dichlorobenzene	ug/L	ND	0.50	09/30/20 22:07	
1,2-Dichloroethane	ug/L	ND	0.50	09/30/20 22:07	
1,2-Dichloropropane	ug/L	ND	0.50	09/30/20 22:07	
1,3,5-Trimethylbenzene	ug/L	ND	0.50	09/30/20 22:07	
1,3-Dichlorobenzene	ug/L	ND	0.50	09/30/20 22:07	
1,3-Dichloropropane	ug/L	ND	0.50	09/30/20 22:07	
1,4-Dichlorobenzene	ug/L	ND	0.50	09/30/20 22:07	
2,2-Dichloropropane	ug/L	ND	0.50	09/30/20 22:07	
2-Chlorotoluene	ug/L	ND	0.50	09/30/20 22:07	
4-Chlorotoluene	ug/L	ND	0.50	09/30/20 22:07	
Benzene	ug/L	ND	0.50	09/30/20 22:07	
Bromobenzene	ug/L	ND	0.50	09/30/20 22:07	
Bromochloromethane	ug/L	ND	0.50	09/30/20 22:07	
Bromodichloromethane	ug/L	ND	0.50	09/30/20 22:07	
Bromoform	ug/L	ND	0.50	09/30/20 22:07	
Bromomethane	ug/L	ND	5.0	09/30/20 22:07	
Carbon tetrachloride	ug/L	ND	0.50	09/30/20 22:07	
Chlorobenzene	ug/L	ND	0.50	09/30/20 22:07	
Chloroethane	ug/L	ND	1.0	09/30/20 22:07	
Chloroform	ug/L	ND	0.50	09/30/20 22:07	
Chloromethane	ug/L	ND	1.0	09/30/20 22:07	
cis-1,2-Dichloroethene	ug/L	ND	0.50	09/30/20 22:07	
cis-1,3-Dichloropropene	ug/L	ND	0.50	09/30/20 22:07	
Dibromochloromethane	ug/L	ND	0.50	09/30/20 22:07	
Dibromomethane	ug/L	ND	0.50	09/30/20 22:07	
Dichlorodifluoromethane	ug/L	ND	0.50	09/30/20 22:07	
Diisopropyl ether	ug/L	ND	0.50	09/30/20 22:07	

Results presented on this page are in the units indicated by the "Units" column except where an alternate unit is presented to the right of the result.

REPORT OF LABORATORY ANALYSIS

This report shall not be reproduced, except in full,
without the written consent of Pace Analytical Services, LLC.

Pace Analytical Services, LLC
9800 Kincey Ave. Suite 100
Huntersville, NC 28078
(704)875-9092

QUALITY CONTROL DATA

Project: 2020-L1-2448 Incident
Pace Project No.: 92498128

METHOD BLANK: 3020098 Matrix: Water
Associated Lab Samples: 92498128001

Parameter	Units	Blank Result	Reporting Limit	Analyzed	Qualifiers
Ethylbenzene	ug/L	ND	0.50	09/30/20 22:07	
Hexachloro-1,3-butadiene	ug/L	ND	2.0	09/30/20 22:07	
Isopropylbenzene (Cumene)	ug/L	ND	0.50	09/30/20 22:07	
m&p-Xylene	ug/L	ND	1.0	09/30/20 22:07	
Methyl-tert-butyl ether	ug/L	ND	0.50	09/30/20 22:07	
Methylene Chloride	ug/L	ND	2.0	09/30/20 22:07	
n-Butylbenzene	ug/L	ND	0.50	09/30/20 22:07	
n-Propylbenzene	ug/L	ND	0.50	09/30/20 22:07	
Naphthalene	ug/L	ND	2.0	09/30/20 22:07	
o-Xylene	ug/L	ND	0.50	09/30/20 22:07	
sec-Butylbenzene	ug/L	ND	0.50	09/30/20 22:07	
Styrene	ug/L	ND	0.50	09/30/20 22:07	
tert-Butylbenzene	ug/L	ND	0.50	09/30/20 22:07	
Tetrachloroethene	ug/L	ND	0.50	09/30/20 22:07	
Toluene	ug/L	ND	0.50	09/30/20 22:07	
trans-1,2-Dichloroethene	ug/L	ND	0.50	09/30/20 22:07	
trans-1,3-Dichloropropene	ug/L	ND	0.50	09/30/20 22:07	
Trichloroethene	ug/L	ND	0.50	09/30/20 22:07	
Trichlorofluoromethane	ug/L	ND	1.0	09/30/20 22:07	
Vinyl chloride	ug/L	ND	1.0	09/30/20 22:07	
1,2-Dichloroethane-d4 (S)	%	103	70-130	09/30/20 22:07	
4-Bromofluorobenzene (S)	%	100	70-130	09/30/20 22:07	
Toluene-d8 (S)	%	104	70-130	09/30/20 22:07	

LABORATORY CONTROL SAMPLE: 3020099

Parameter	Units	Spike Conc.	LCS Result	LCS % Rec	% Rec Limits	Qualifiers
1,1,1,2-Tetrachloroethane	ug/L	50	52.4	105	60-140	
1,1,1-Trichloroethane	ug/L	50	52.4	105	60-140	
1,1,2,2-Tetrachloroethane	ug/L	50	51.5	103	60-140	
1,1,2-Trichloroethane	ug/L	50	51.3	103	60-140	
1,1-Dichloroethane	ug/L	50	50.5	101	60-140	
1,1-Dichloroethene	ug/L	50	54.0	108	60-140	
1,1-Dichloropropene	ug/L	50	52.4	105	60-140	
1,2,3-Trichlorobenzene	ug/L	50	50.7	101	60-140	
1,2,3-Trichloropropane	ug/L	50	49.2	98	60-140	
1,2,4-Trichlorobenzene	ug/L	50	50.0	100	60-140	
1,2,4-Trimethylbenzene	ug/L	50	44.5	89	60-140	
1,2-Dibromo-3-chloropropane	ug/L	50	50.3	101	60-140	
1,2-Dibromoethane (EDB)	ug/L	50	53.7	107	60-140	
1,2-Dichlorobenzene	ug/L	50	48.2	96	60-140	
1,2-Dichloroethane	ug/L	50	46.8	94	60-140	
1,2-Dichloropropane	ug/L	50	52.5	105	60-140	
1,3,5-Trimethylbenzene	ug/L	50	47.0	94	60-140	

Results presented on this page are in the units indicated by the "Units" column except where an alternate unit is presented to the right of the result.

REPORT OF LABORATORY ANALYSIS

This report shall not be reproduced, except in full,
without the written consent of Pace Analytical Services, LLC.

Pace Analytical Services, LLC
9800 Kincey Ave. Suite 100
Huntersville, NC 28078
(704)875-9092

QUALITY CONTROL DATA

Project: 2020-L1-2448 Incident
Pace Project No.: 92498128

LABORATORY CONTROL SAMPLE: 3020099

Parameter	Units	Spike Conc.	LCS Result	LCS % Rec	% Rec Limits	Qualifiers
1,3-Dichlorobenzene	ug/L	50	46.1	92	60-140	
1,3-Dichloropropane	ug/L	50	52.6	105	60-140	
1,4-Dichlorobenzene	ug/L	50	49.8	100	60-140	
2,2-Dichloropropane	ug/L	50	50.7	101	60-140	
2-Chlorotoluene	ug/L	50	44.6	89	60-140	
4-Chlorotoluene	ug/L	50	47.3	95	60-140	
Benzene	ug/L	50	50.4	101	60-140	
Bromobenzene	ug/L	50	48.5	97	60-140	
Bromochloromethane	ug/L	50	53.3	107	60-140	
Bromodichloromethane	ug/L	50	48.2	96	60-140	
Bromoform	ug/L	50	57.2	114	60-140	
Bromomethane	ug/L	50	49.7	99	60-140	
Carbon tetrachloride	ug/L	50	51.8	104	60-140	
Chlorobenzene	ug/L	50	48.8	98	60-140	
Chloroethane	ug/L	50	45.1	90	60-140	
Chloroform	ug/L	50	51.0	102	60-140	
Chloromethane	ug/L	50	40.2	80	60-140	
cis-1,2-Dichloroethene	ug/L	50	50.6	101	60-140	
cis-1,3-Dichloropropene	ug/L	50	55.9	112	60-140	
Dibromochloromethane	ug/L	50	53.5	107	60-140	
Dibromomethane	ug/L	50	52.2	104	60-140	
Dichlorodifluoromethane	ug/L	50	40.7	81	60-140	
Diisopropyl ether	ug/L	50	49.5	99	60-140	
Ethylbenzene	ug/L	50	47.9	96	60-140	
Hexachloro-1,3-butadiene	ug/L	50	45.5	91	60-140	
Isopropylbenzene (Cumene)	ug/L	50	48.9	98	60-140	
m&p-Xylene	ug/L	100	96.0	96	60-140	
Methyl-tert-butyl ether	ug/L	50	52.2	104	60-140	
Methylene Chloride	ug/L	50	50.7	101	60-140	
n-Butylbenzene	ug/L	50	46.1	92	60-140	
n-Propylbenzene	ug/L	50	45.0	90	60-140	
Naphthalene	ug/L	50	49.9	100	60-140	
o-Xylene	ug/L	50	48.8	98	60-140	
sec-Butylbenzene	ug/L	50	46.7	93	60-140	
Styrene	ug/L	50	51.3	103	60-140	
tert-Butylbenzene	ug/L	50	38.6	77	60-140	
Tetrachloroethene	ug/L	50	49.9	100	60-140	
Toluene	ug/L	50	46.8	94	60-140	
trans-1,2-Dichloroethene	ug/L	50	53.2	106	60-140	
trans-1,3-Dichloropropene	ug/L	50	54.4	109	60-140	
Trichloroethene	ug/L	50	53.1	106	60-140	
Trichlorofluoromethane	ug/L	50	42.0	84	60-140	
Vinyl chloride	ug/L	50	43.1	86	60-140	
1,2-Dichloroethane-d4 (S)	%			96	70-130	
4-Bromofluorobenzene (S)	%			103	70-130	
Toluene-d8 (S)	%			99	70-130	

Results presented on this page are in the units indicated by the "Units" column except where an alternate unit is presented to the right of the result.

REPORT OF LABORATORY ANALYSIS

This report shall not be reproduced, except in full,
without the written consent of Pace Analytical Services, LLC.

Pace Analytical Services, LLC
9800 Kincey Ave. Suite 100
Huntersville, NC 28078
(704)875-9092

QUALITY CONTROL DATA

Project: 2020-L1-2448 Incident
Pace Project No.: 92498128

MATRIX SPIKE & MATRIX SPIKE DUPLICATE: 3020100 3020101

Parameter	Units	92497365003 Result	MS Spike Conc.	MSD Spike Conc.	MS Result	MSD Result	MS % Rec	MSD % Rec	% Rec Limits	RPD	Qual
1,1,1,2-Tetrachloroethane	ug/L	ND	200	200	211	193	105	97	60-140	9	
1,1,1-Trichloroethane	ug/L	ND	200	200	237	219	119	110	60-140	8	
1,1,2,2-Tetrachloroethane	ug/L	ND	200	200	218	210	109	105	60-140	4	
1,1,2-Trichloroethane	ug/L	ND	200	200	217	201	109	101	60-140	8	
1,1-Dichloroethane	ug/L	ND	200	200	230	214	115	107	60-140	7	
1,1-Dichloroethene	ug/L	ND	200	200	256	234	128	117	60-140	9	
1,1-Dichloropropene	ug/L	ND	200	200	242	221	121	111	60-140	9	
1,2,3-Trichlorobenzene	ug/L	ND	200	200	169	175	84	87	60-140	3	
1,2,3-Trichloropropane	ug/L	ND	200	200	213	203	106	102	60-140	5	
1,2,4-Trichlorobenzene	ug/L	ND	200	200	167	165	83	82	60-140	1	
1,2,4-Trimethylbenzene	ug/L	24.6	200	200	185	173	80	74	60-140	6	
1,2-Dibromo-3-chloropropane	ug/L	ND	200	200	219	218	110	109	60-140	1	
1,2-Dibromoethane (EDB)	ug/L	ND	200	200	223	211	111	106	60-140	5	
1,2-Dichlorobenzene	ug/L	ND	200	200	192	177	96	89	60-140	8	
1,2-Dichloroethane	ug/L	ND	200	200	213	194	107	97	60-140	9	
1,2-Dichloropropane	ug/L	ND	200	200	234	212	117	106	60-140	10	
1,3,5-Trimethylbenzene	ug/L	ND	200	200	187	177	94	89	60-140	6	
1,3-Dichlorobenzene	ug/L	ND	200	200	186	175	93	87	60-140	6	
1,3-Dichloropropane	ug/L	ND	200	200	224	207	112	103	60-140	8	
1,4-Dichlorobenzene	ug/L	ND	200	200	186	182	93	91	60-140	3	
2,2-Dichloropropane	ug/L	ND	200	200	209	192	104	96	60-140	8	
2-Chlorotoluene	ug/L	ND	200	200	185	175	92	88	60-140	5	
4-Chlorotoluene	ug/L	ND	200	200	191	174	96	87	60-140	10	
Benzene	ug/L	6.7	200	200	234	213	114	103	60-140	9	
Bromobenzene	ug/L	ND	200	200	197	190	98	95	60-140	3	
Bromochloromethane	ug/L	ND	200	200	243	223	121	112	60-140	8	
Bromodichloromethane	ug/L	ND	200	200	206	190	103	95	60-140	8	
Bromoform	ug/L	ND	200	200	218	207	109	103	60-140	5	
Bromomethane	ug/L	ND	200	200	137	158	68	79	60-140	14	
Carbon tetrachloride	ug/L	ND	200	200	235	214	117	107	60-140	9	
Chlorobenzene	ug/L	ND	200	200	209	193	104	96	60-140	8	
Chloroethane	ug/L	ND	200	200	218	197	109	98	60-140	10	
Chloroform	ug/L	ND	200	200	233	210	117	105	60-140	10	
Chloromethane	ug/L	ND	200	200	181	172	90	86	60-140	5	
cis-1,2-Dichloroethene	ug/L	ND	200	200	229	212	114	106	60-140	8	
cis-1,3-Dichloropropene	ug/L	ND	200	200	230	209	115	105	60-140	10	
Dibromochloromethane	ug/L	ND	200	200	215	205	108	102	60-140	5	
Dibromomethane	ug/L	ND	200	200	240	210	120	105	60-140	13	
Dichlorodifluoromethane	ug/L	ND	200	200	198	182	99	91	60-140	9	
Diisopropyl ether	ug/L	35.1	200	200	257	234	111	99	60-140	10	
Ethylbenzene	ug/L	6.2	200	200	210	193	102	93	60-140	9	
Hexachloro-1,3-butadiene	ug/L	ND	200	200	167	156	83	78	60-140	7	
Isopropylbenzene (Cumene)	ug/L	7.8	200	200	206	190	99	91	60-140	8	
m&p-Xylene	ug/L	ND	400	400	409	382	102	96	60-140	7	
Methyl-tert-butyl ether	ug/L	5.8	200	200	237	216	115	105	60-140	9	
Methylene Chloride	ug/L	ND	200	200	233	216	116	108	60-140	7	

Results presented on this page are in the units indicated by the "Units" column except where an alternate unit is presented to the right of the result.

REPORT OF LABORATORY ANALYSIS

This report shall not be reproduced, except in full,
without the written consent of Pace Analytical Services, LLC.

Pace Analytical Services, LLC
9800 Kincey Ave. Suite 100
Huntersville, NC 28078
(704)875-9092

QUALITY CONTROL DATA

Project: 2020-L1-2448 Incident
Pace Project No.: 92498128

MATRIX SPIKE & MATRIX SPIKE DUPLICATE: 3020100 3020101

Parameter	Units	92497365003 Result	MS Spike Conc.	MSD Spike Conc.	MS Result	MSD Result	MS % Rec	MSD % Rec	% Rec Limits	RPD	Qual
n-Butylbenzene	ug/L	ND	200	200	171	166	85	83	60-140	3	
n-Propylbenzene	ug/L	16.7	200	200	198	191	91	87	60-140	4	
Naphthalene	ug/L	44.4	200	200	214	212	85	84	60-140	1	
o-Xylene	ug/L	ND	200	200	202	187	101	94	60-140	7	
sec-Butylbenzene	ug/L	ND	200	200	184	181	92	90	60-140	2	
Styrene	ug/L	ND	200	200	213	195	106	98	60-140	9	
tert-Butylbenzene	ug/L	ND	200	200	154	152	77	76	60-140	1	
Tetrachloroethene	ug/L	ND	200	200	218	204	109	102	60-140	6	
Toluene	ug/L	ND	200	200	214	193	107	97	60-140	10	
trans-1,2-Dichloroethene	ug/L	ND	200	200	240	217	120	108	60-140	10	
trans-1,3-Dichloropropene	ug/L	ND	200	200	216	200	108	100	60-140	8	
Trichloroethene	ug/L	ND	200	200	239	217	119	109	60-140	9	
Trichlorofluoromethane	ug/L	ND	200	200	206	188	103	94	60-140	9	
Vinyl chloride	ug/L	ND	200	200	203	188	101	94	60-140	8	
1,2-Dichloroethane-d4 (S)	%						105	105	70-130		
4-Bromofluorobenzene (S)	%						101	100	70-130		
Toluene-d8 (S)	%						101	100	70-130		

Results presented on this page are in the units indicated by the "Units" column except where an alternate unit is presented to the right of the result.

REPORT OF LABORATORY ANALYSIS

This report shall not be reproduced, except in full,
without the written consent of Pace Analytical Services, LLC.

Pace Analytical Services, LLC
9800 Kincey Ave. Suite 100
Huntersville, NC 28078
(704)875-9092

QUALIFIERS

Project: 2020-L1-2448 Incident
Pace Project No.: 92498128

DEFINITIONS

DF - Dilution Factor, if reported, represents the factor applied to the reported data due to dilution of the sample aliquot.

ND - Not Detected at or above adjusted reporting limit.

TNTC - Too Numerous To Count

J - Estimated concentration above the adjusted method detection limit and below the adjusted reporting limit.

MDL - Adjusted Method Detection Limit.

PQL - Practical Quantitation Limit.

RL - Reporting Limit - The lowest concentration value that meets project requirements for quantitative data with known precision and bias for a specific analyte in a specific matrix.

S - Surrogate

1,2-Diphenylhydrazine decomposes to and cannot be separated from Azobenzene using Method 8270. The result for each analyte is a combined concentration.

Consistent with EPA guidelines, unrounded data are displayed and have been used to calculate % recovery and RPD values.

LCS(D) - Laboratory Control Sample (Duplicate)

MS(D) - Matrix Spike (Duplicate)

DUP - Sample Duplicate

RPD - Relative Percent Difference

NC - Not Calculable.

SG - Silica Gel - Clean-Up

U - Indicates the compound was analyzed for, but not detected.

Acid preservation may not be appropriate for 2 Chloroethylvinyl ether.

A separate vial preserved to a pH of 4-5 is recommended in SW846 Chapter 4 for the analysis of Acrolein and Acrylonitrile by EPA Method 8260.

N-Nitrosodiphenylamine decomposes and cannot be separated from Diphenylamine using Method 8270. The result reported for each analyte is a combined concentration.

Pace Analytical is TNI accredited. Contact your Pace PM for the current list of accredited analytes.

TNI - The NELAC Institute.

This report shall not be reproduced, except in full,
without the written consent of Pace Analytical Services, LLC.

Pace Analytical Services, LLC
9800 Kincey Ave. Suite 100
Huntersville, NC 28078
(704)875-9092

QUALITY CONTROL DATA CROSS REFERENCE TABLE

Project: 2020-L1-2448 Incident
Pace Project No.: 92498128

Lab ID	Sample ID	QC Batch Method	QC Batch	Analytical Method	Analytical Batch
92498128001	**13926B_HC_RD_20200930**	MADEPV	1551782	MADEP VPH	1551782
92498128001	**13926B_HC_RD_20200930**	EPA 3010A	570156	EPA 6010D	570171
92498128001	**13926B_HC_RD_20200930**	SM 6200B	570101		

This report shall not be reproduced, except in full,
without the written consent of Pace Analytical Services, LLC.

Pace Analytical

CHAIN-OF-CUSTODY Analytical Request Document

Chain-of-Custody is a LEGAL DOCUMENT - Complete all relevent fields

LAB USE ON ... er or

WO# : 92498128

92498128

Container Pr...

** Preservative Types: (1) nitric acid, (2) sulfuric acid, (3) hydrochloric acid, (4) sodium hydroxide, (5) zinc acetate, (6) methanol, (7) sodium bisulfate, (8) sodium thiosulfate, (9) hexane, (A) ascorbic acid, (B) ammonium sulfate, (C) ammonium hydroxide, (D) TSP, (U) Unpreserved, (O) Other _____

Company: Apex Companies	Billing Information:
Address:	
Report To: Andrew Street	Email To: Andrew.Street@apexcos.com
Copy To:	Site Collection Info/Address: 13926B Huntersville Concord Rd
Customer Project Name/Number: 2020-LI-2448 Incident	State: NC County/City: Huntersville Time Zone Collected: [ ] PT [ ] MT [ ] CT [ ] ET
Phone: Email:	Site/Facility ID #: Compliance Monitoring? [ ] Yes [ ] No
Collected By (print): Naomi Fretz	Purchase Order #: Quote #: DW PWS ID #: DW Location Code:
Collected By (signature): Naomi Fretz	Turnaround Date Required: ASAP Immediately Packed on Ice: [ ] Yes [ ] No
Sample Disposal: [ ] Dispose as appropriate [ ] Return [ ] Archive: _____ [ ] Hold: _____	Rush: [ ] Same Day [ ] Next Day [ ] 2 Day [ ] 3 Day [ ] 4 Day [ ] 5 Day (Expedite Charges Apply) Field Filtered (if applicable): [ ] Yes [ ] No Analysis: _____

* Matrix Codes (Insert in Matrix box below): Drinking Water (DW), Ground Water (GW), Wastewater (WW), Product (P), Soil/Solid (SL), Oil (OL), Wipe (WP), Air (AR), Tissue (TS), Bioassay (B), Vapor (V), Other (OT)

Customer Sample ID	Matrix *	Comp / Grab	Collected (or Composite Start) Date	Collected (or Composite Start) Time	Composite End Date	Composite End Time	Res Cl	# of Ctns	VOCs 6200B	MADEP VPH	Lead	Lab Sample # / Comments
13926B_HC-RD_20200930	DW	G	9/30/20	1300				8	X	X	X	92498128 COC

Lab Profile/Line:

Lab Sample Receipt Checklist:

Custody Seals Present/Intact	Y N NA
Custody Signatures Present	Y N NA
Collector Signature Present	Y N NA
Bottles Intact	Y N NA
Correct Bottles	Y N NA
Sufficient Volume	Y N NA
Samples Received on Ice	Y N NA
VOA - Headspace Acceptable	Y N NA
USDA Regulated Soils	Y N NA
Samples in Holding Time	Y N NA
Residual Chlorine Present	Y N NA
Cl Strips: _____	
Sample pH Acceptable	Y N NA
pH Strips: _____	
Sulfide Present	Y N NA
Lead Acetate Strips: _____	

LAB USE ONLY:

Customer Remarks / Special Conditions / Possible Hazards:

Type of Ice Used: Wet Blue Dry None

Packing Material Used:

Radchem sample(s) screened (<500 cpm): Y N NA

SHORT HOLDS PRESENT (<72 hours): Y N N/A

Lab Tracking #: 2528766

Samples received via: FEDEX UPS Client Courier Pace Courier

Lab Sample Temperature Info:

Temp Blank Received: Y N NA

Therm ID#: 527061

Cooler 1 Temp Upon Receipt: 2.4 oC

Cooler 1 Therm Corr. Factor: 0 oC

Cooler 1 Corrected Temp: 2.4 oC

Comments:

Relinquished by/Company: (Signature)	Date/Time:	Received by/Company: (Signature)	Date/Time:
Naomi Fretz / Apex	9/30/20 1610	MJ & Pace HVL	9/30/20 1610
Relinquished by/Company: (Signature)	Date/Time:	Received by/Company: (Signature)	Date/Time:
Relinquished by/Company: (Signature)	Date/Time:	Received by/Company: (Signature)	Date/Time:

MTJL LAB USE ONLY

Table #:

Acctnum:

Template:

Prelogin:

PM:

PB:

Trip Blank Received: Y N NA

HCL MeOH TSP Other

Non Conformance(s): YES / NO

Page: _____ of: _____

Pace Analytical Services, LLC
9800 Kincey Ave. Suite 100
Huntersville, NC 28078
(704)875-9092

October 02, 2020

Andrew Street
Apex Companies - NC
5900 Northwoods Business Pkwy
Suite 5900-0
Charlotte, NC 28269

RE: Project: 2020-L1-2448 Incident
Pace Project No.: 92498130

Dear Andrew Street:

Enclosed are the analytical results for sample(s) received by the laboratory on September 30, 2020. The results relate only to the samples included in this report. Results reported herein conform to the applicable TNI/NELAC Standards and the laboratory's Quality Manual, where applicable, unless otherwise noted in the body of the report.

The test results provided in this final report were generated by each of the following laboratories within the Pace Network:

- Pace National - Mt. Juliet
- Pace Analytical Services - Asheville
- Pace Analytical Services - Charlotte

If you have any questions concerning this report, please feel free to contact me.

Sincerely,

Angela M. Baioni

Angela Baioni
angela.baioni@pacelabs.com
(704)875-9092
Project Manager

Enclosures

cc: J Culbreath, Colonial Pipeline Company
Robert Hughes, Colonial Pipeline
Margaret King, APEX Companies, LLC
Emily Little, Apex Companies
Jeff Morrison, Colonial Pipeline Company
Tom Naumann, APEX Companies - NC
Joe Nicolette, Montrose-EPS
Christopher Schultz, Apex Companies
Alex Testoff, Montrose-EPS
Michael Verdon, Colonial Pipeline Company
JM Wyatt, Colonial Pipeline Company

REPORT OF LABORATORY ANALYSIS

This report shall not be reproduced, except in full,
without the written consent of Pace Analytical Services, LLC.

Pace Analytical Services, LLC
9800 Kincey Ave. Suite 100
Huntersville, NC 28078
(704)875-9092

CERTIFICATIONS

Project: 2020-L1-2448 Incident
Pace Project No.: 92498130

Pace Analytical Services National

12065 Lebanon Road, Mt. Juliet, TN 37122
Alabama Certification #: 40660
Alaska Certification 17-026
Arizona Certification #: AZ0612
Arkansas Certification #: 88-0469
California Certification #: 2932
Canada Certification #: 1461.01
Colorado Certification #: TN00003
Connecticut Certification #: PH-0197
DOD Certification: #1461.01
EPA# TN00003
Florida Certification #: E87487
Georgia DW Certification #: 923
Georgia Certification: NELAP
Idaho Certification #: TN00003
Illinois Certification #: 200008
Indiana Certification #: C-TN-01
Iowa Certification #: 364
Kansas Certification #: E-10277
Kentucky UST Certification #: 16
Kentucky Certification #: 90010
Louisiana Certification #: AI30792
Louisiana DW Certification #: LA180010
Maine Certification #: TN0002
Maryland Certification #: 324
Massachusetts Certification #: M-TN003
Michigan Certification #: 9958
Minnesota Certification #: 047-999-395
Mississippi Certification #: TN00003
Missouri Certification #: 340
Montana Certification #: CERT0086
Nebraska Certification #: NE-OS-15-05
Nevada Certification #: TN-03-2002-34
New Hampshire Certification #: 2975
New Jersey Certification #: TN002
New Mexico DW Certification
New York Certification #: 11742
North Carolina Aquatic Toxicity Certification #: 41
North Carolina Drinking Water Certification #: 21704
North Carolina Environmental Certificate #: 375
North Dakota Certification #: R-140
Ohio VAP Certification #: CL0069
Oklahoma Certification #: 9915
Oregon Certification #: TN200002
Pennsylvania Certification #: 68-02979
Rhode Island Certification #: LAO00356
South Carolina Certification #: 84004
South Dakota Certification
Tennessee DW/Chem/Micro Certification #: 2006
Texas Mold Certification #: LAB0152
Texas Certification #: T 104704245-17-14
USDA Soil Permit #: P330-15-00234
Utah Certification #: TN00003
Vermont Dept. of Health: ID# VT-2006
Virginia Certification #: VT2006
Virginia Certification #: 460132
Washington Certification #: C847
West Virginia Certification #: 233
Wisconsin Certification #: 9980939910
Wyoming UST Certification #: via A2LA 2926.01
A2LA-ISO 17025 Certification #: 1461.01
A2LA-ISO 17025 Certification #: 1461.02
AIHA-LAP/LLC EMLAP Certification #:100789

Pace Analytical Services Charlotte

9800 Kincey Ave. Ste 100, Huntersville, NC 28078
Louisiana/NELAP Certification # LA170028
North Carolina Drinking Water Certification #: 37706
North Carolina Field Services Certification #: 5342
North Carolina Wastewater Certification #: 12
South Carolina Certification #: 99006001
Florida/NELAP Certification #: E87627
Kentucky UST Certification #: 84
Virginia/VELAP Certification #: 460221

Pace Analytical Services Asheville

2225 Riverside Drive, Asheville, NC 28804
Florida/NELAP Certification #: E87648
Massachusetts Certification #: M-NC030
North Carolina Drinking Water Certification #: 37712
North Carolina Wastewater Certification #: 40
South Carolina Certification #: 99030001
Virginia/VELAP Certification #: 460222

REPORT OF LABORATORY ANALYSIS

This report shall not be reproduced, except in full,
without the written consent of Pace Analytical Services, LLC.

Pace Analytical Services, LLC
9800 Kincey Ave. Suite 100
Huntersville, NC 28078
(704)875-9092

SAMPLE ANALYTE COUNT

Project: 2020-L1-2448 Incident
Pace Project No.: 92498130

Lab ID	Sample ID	Method	Analysts	Analytes Reported	Laboratory
92498130001	**13926A_HC_RD_20200930**	MADEP VPH	JHH	6	PAN
		EPA 6010D	SH1	1	PASI-A
		SM 6200B	SAS	63	PASI-C

PAN = Pace National - Mt. Juliet
PASI-A = Pace Analytical Services - Asheville
PASI-C = Pace Analytical Services - Charlotte

This report shall not be reproduced, except in full,
without the written consent of Pace Analytical Services, LLC.

Pace Analytical Services, LLC
9800 Kincey Ave. Suite 100
Huntersville, NC 28078
(704)875-9092

ANALYTICAL RESULTS

Project: 2020-L1-2448 Incident
Pace Project No.: 92498130

Sample: 13926A_HC_RD_20200930 **Lab ID: 92498130001** Collected: 09/30/20 13:50 Received: 09/30/20 16:10 Matrix: Water

Parameters	Results	Units	Report Limit	DF	Prepared	Analyzed	CAS No.	Qual
MADEPV	Analytical Method: MADEP VPH Preparation Method: MADEPV Pace National - Mt. Juliet							
Aliphatic (C05-C08)	ND	ug/L	100	1	10/01/20 13:38	10/01/20 13:38		
Aliphatic (C09-C12)	ND	ug/L	100	1	10/01/20 13:38	10/01/20 13:38		
Aromatic (C09-C10),Unadjusted	ND	ug/L	100	1	10/01/20 13:38	10/01/20 13:38	TPHC9C10A	
Total VPH	ND	ug/L	100	1	10/01/20 13:38	10/01/20 13:38	VPH	
Surrogates								
2,5-Dibromotoluene (FID)	92.0	%	70.0-130	1	10/01/20 13:38	10/01/20 13:38	615-59-8FID	
2,5-Dibromotoluene (PID)	85.9	%	70.0-130	1	10/01/20 13:38	10/01/20 13:38	615-59-8PID	
6010 MET ICP	Analytical Method: EPA 6010D Preparation Method: EPA 3010A Pace Analytical Services - Asheville							
Lead	ND	ug/L	5.0	1	10/01/20 01:15	10/01/20 08:28	7439-92-1	
6200B MSV	Analytical Method: SM 6200B Pace Analytical Services - Charlotte							
Benzene	ND	ug/L	0.50	1		09/30/20 23:17	71-43-2	
Bromobenzene	ND	ug/L	0.50	1		09/30/20 23:17	108-86-1	
Bromochloromethane	ND	ug/L	0.50	1		09/30/20 23:17	74-97-5	
Bromodichloromethane	ND	ug/L	0.50	1		09/30/20 23:17	75-27-4	
Bromoform	ND	ug/L	0.50	1		09/30/20 23:17	75-25-2	
Bromomethane	ND	ug/L	5.0	1		09/30/20 23:17	74-83-9	
n-Butylbenzene	ND	ug/L	0.50	1		09/30/20 23:17	104-51-8	
sec-Butylbenzene	ND	ug/L	0.50	1		09/30/20 23:17	135-98-8	
tert-Butylbenzene	ND	ug/L	0.50	1		09/30/20 23:17	98-06-6	
Carbon tetrachloride	ND	ug/L	0.50	1		09/30/20 23:17	56-23-5	
Chlorobenzene	ND	ug/L	0.50	1		09/30/20 23:17	108-90-7	
Chloroethane	ND	ug/L	1.0	1		09/30/20 23:17	75-00-3	
Chloroform	ND	ug/L	0.50	1		09/30/20 23:17	67-66-3	
Chloromethane	ND	ug/L	1.0	1		09/30/20 23:17	74-87-3	
2-Chlorotoluene	ND	ug/L	0.50	1		09/30/20 23:17	95-49-8	
4-Chlorotoluene	ND	ug/L	0.50	1		09/30/20 23:17	106-43-4	
1,2-Dibromo-3-chloropropane	ND	ug/L	1.0	1		09/30/20 23:17	96-12-8	
Dibromochloromethane	ND	ug/L	0.50	1		09/30/20 23:17	124-48-1	
1,2-Dibromoethane (EDB)	ND	ug/L	0.50	1		09/30/20 23:17	106-93-4	
Dibromomethane	ND	ug/L	0.50	1		09/30/20 23:17	74-95-3	
1,2-Dichlorobenzene	ND	ug/L	0.50	1		09/30/20 23:17	95-50-1	
1,3-Dichlorobenzene	ND	ug/L	0.50	1		09/30/20 23:17	541-73-1	
1,4-Dichlorobenzene	ND	ug/L	0.50	1		09/30/20 23:17	106-46-7	
Dichlorodifluoromethane	ND	ug/L	0.50	1		09/30/20 23:17	75-71-8	
1,1-Dichloroethane	ND	ug/L	0.50	1		09/30/20 23:17	75-34-3	
1,2-Dichloroethane	ND	ug/L	0.50	1		09/30/20 23:17	107-06-2	
1,1-Dichloroethene	ND	ug/L	0.50	1		09/30/20 23:17	75-35-4	
cis-1,2-Dichloroethene	ND	ug/L	0.50	1		09/30/20 23:17	156-59-2	
trans-1,2-Dichloroethene	ND	ug/L	0.50	1		09/30/20 23:17	156-60-5	
1,2-Dichloropropane	ND	ug/L	0.50	1		09/30/20 23:17	78-87-5	
1,3-Dichloropropane	ND	ug/L	0.50	1		09/30/20 23:17	142-28-9	
2,2-Dichloropropane	ND	ug/L	0.50	1		09/30/20 23:17	594-20-7	

REPORT OF LABORATORY ANALYSIS

This report shall not be reproduced, except in full,
without the written consent of Pace Analytical Services, LLC.

Pace Analytical Services, LLC
9800 Kincey Ave. Suite 100
Huntersville, NC 28078
(704)875-9092

ANALYTICAL RESULTS

Project: 2020-L1-2448 Incident
Pace Project No.: 92498130

Sample: 13926A_HC_RD_20200930 **Lab ID: 92498130001** Collected: 09/30/20 13:50 Received: 09/30/20 16:10 Matrix: Water

Parameters	Results	Units	Report Limit	DF	Prepared	Analyzed	CAS No.	Qual
6200B MSV	Analytical Method: SM 6200B Pace Analytical Services - Charlotte							
1,1-Dichloropropene	ND	ug/L	0.50	1		09/30/20 23:17	563-58-6	
cis-1,3-Dichloropropene	ND	ug/L	0.50	1		09/30/20 23:17	10061-01-5	
trans-1,3-Dichloropropene	ND	ug/L	0.50	1		09/30/20 23:17	10061-02-6	
Diisopropyl ether	ND	ug/L	0.50	1		09/30/20 23:17	108-20-3	
Ethylbenzene	ND	ug/L	0.50	1		09/30/20 23:17	100-41-4	
Hexachloro-1,3-butadiene	ND	ug/L	2.0	1		09/30/20 23:17	87-68-3	
Isopropylbenzene (Cumene)	ND	ug/L	0.50	1		09/30/20 23:17	98-82-8	
Methylene Chloride	ND	ug/L	2.0	1		09/30/20 23:17	75-09-2	
Methyl-tert-butyl ether	ND	ug/L	0.50	1		09/30/20 23:17	1634-04-4	
Naphthalene	ND	ug/L	2.0	1		09/30/20 23:17	91-20-3	
n-Propylbenzene	ND	ug/L	0.50	1		09/30/20 23:17	103-65-1	
Styrene	ND	ug/L	0.50	1		09/30/20 23:17	100-42-5	
1,1,1,2-Tetrachloroethane	ND	ug/L	0.50	1		09/30/20 23:17	630-20-6	
1,1,2,2-Tetrachloroethane	ND	ug/L	0.50	1		09/30/20 23:17	79-34-5	
Tetrachloroethene	ND	ug/L	0.50	1		09/30/20 23:17	127-18-4	
Toluene	ND	ug/L	0.50	1		09/30/20 23:17	108-88-3	
1,2,3-Trichlorobenzene	ND	ug/L	2.0	1		09/30/20 23:17	87-61-6	
1,2,4-Trichlorobenzene	ND	ug/L	2.0	1		09/30/20 23:17	120-82-1	
1,1,1-Trichloroethane	ND	ug/L	0.50	1		09/30/20 23:17	71-55-6	
1,1,2-Trichloroethane	ND	ug/L	0.50	1		09/30/20 23:17	79-00-5	
Trichloroethene	ND	ug/L	0.50	1		09/30/20 23:17	79-01-6	
Trichlorofluoromethane	ND	ug/L	1.0	1		09/30/20 23:17	75-69-4	
1,2,3-Trichloropropane	ND	ug/L	0.50	1		09/30/20 23:17	96-18-4	
1,2,4-Trimethylbenzene	ND	ug/L	0.50	1		09/30/20 23:17	95-63-6	
1,3,5-Trimethylbenzene	ND	ug/L	0.50	1		09/30/20 23:17	108-67-8	
Vinyl chloride	ND	ug/L	1.0	1		09/30/20 23:17	75-01-4	
m&p-Xylene	ND	ug/L	1.0	1		09/30/20 23:17	179601-23-1	
o-Xylene	ND	ug/L	0.50	1		09/30/20 23:17	95-47-6	
Surrogates								
1,2-Dichloroethane-d4 (S)	107	%	70-130	1		09/30/20 23:17	17060-07-0	
4-Bromofluorobenzene (S)	98	%	70-130	1		09/30/20 23:17	460-00-4	
Toluene-d8 (S)	103	%	70-130	1		09/30/20 23:17	2037-26-5	

REPORT OF LABORATORY ANALYSIS

This report shall not be reproduced, except in full,
without the written consent of Pace Analytical Services, LLC.

Pace Analytical Services, LLC
9800 Kincey Ave. Suite 100
Huntersville, NC 28078
(704)875-9092

QUALITY CONTROL DATA

Project: 2020-L1-2448 Incident
Pace Project No.: 92498130

QC Batch: 1551782
QC Batch Method: MADEPV
Analysis Method: MADEP VPH
Analysis Description: MADEPV
Laboratory: Pace National - Mt. Juliet

Associated Lab Samples: 92498130001

METHOD BLANK: R3576391-2 Matrix: Water
Associated Lab Samples: 92498130001

Parameter	Units	Blank Result	Reporting Limit	Analyzed	Qualifiers
Aliphatic (C05-C08)	ug/L	ND	100	09/30/20 19:17	
Aliphatic (C09-C12)	ug/L	ND	100	09/30/20 19:17	
Aromatic (C09-C10),Unadjusted	ug/L	ND	100	09/30/20 19:17	
Total VPH	ug/L	ND	100	09/30/20 19:17	
2,5-Dibromotoluene (FID)	%	89.4	70.0-130	09/30/20 19:17	
2,5-Dibromotoluene (PID)	%	80.5	70.0-130	09/30/20 19:17	

LABORATORY CONTROL SAMPLE & LCSD: R3576391-1 R3576391-3

Parameter	Units	Spike Conc.	LCS Result	LCSD Result	LCS % Rec	LCSD % Rec	% Rec Limits	RPD	Max RPD	Qualifiers
Aliphatic (C05-C08)	ug/L	1200	1220	1280	102	107	70.0-130	4.80	25	
Aliphatic (C09-C12)	ug/L	1400	1750	1710	125	122	70.0-130	2.31	25	
Aromatic (C09-C10),Unadjusted	ug/L	200	218	252	109	126	70.0-130	14.5	25	
Total VPH	ug/L	2800	3190	3240	114	116	70.0-130	1.56	25	
2,5-Dibromotoluene (FID)	%				96.9	94.6	70.0-130			
2,5-Dibromotoluene (PID)	%				90.3	84.5	70.0-130			

Results presented on this page are in the units indicated by the "Units" column except where an alternate unit is presented to the right of the result.

REPORT OF LABORATORY ANALYSIS

This report shall not be reproduced, except in full,
without the written consent of Pace Analytical Services, LLC.

Pace Analytical Services, LLC
9800 Kincey Ave. Suite 100
Huntersville, NC 28078
(704)875-9092

QUALITY CONTROL DATA

Project: 2020-L1-2448 Incident
Pace Project No.: 92498130

QC Batch: 570156
QC Batch Method: EPA 3010A
Analysis Method: EPA 6010D
Analysis Description: 6010 MET
Laboratory: Pace Analytical Services - Asheville
Associated Lab Samples: 92498130001

METHOD BLANK: 3020315 Matrix: Water
Associated Lab Samples: 92498130001

Parameter	Units	Blank Result	Reporting Limit	Analyzed	Qualifiers
Lead	ug/L	ND	5.0	10/01/20 07:56	

LABORATORY CONTROL SAMPLE: 3020316

Parameter	Units	Spike Conc.	LCS Result	LCS % Rec	% Rec Limits	Qualifiers
Lead	ug/L	500	454	91	80-120	

MATRIX SPIKE & MATRIX SPIKE DUPLICATE: 3020317 3020318

Parameter	Units	92498128001 Result	MS Spike Conc.	MSD Spike Conc.	MS Result	MSD Result	MS % Rec	MSD % Rec	% Rec Limits	RPD	Qual
Lead	ug/L	ND	500	500	420	437	84	87	75-125	4	

Results presented on this page are in the units indicated by the "Units" column except where an alternate unit is presented to the right of the result.

REPORT OF LABORATORY ANALYSIS

This report shall not be reproduced, except in full,
without the written consent of Pace Analytical Services, LLC.

Pace Analytical Services, LLC
9800 Kincey Ave. Suite 100
Huntersville, NC 28078
(704)875-9092

QUALITY CONTROL DATA

Project: 2020-L1-2448 Incident
Pace Project No.: 92498130

QC Batch: 570101
QC Batch Method: SM 6200B
Analysis Method: SM 6200B
Analysis Description: 6200B MSV
Laboratory: Pace Analytical Services - Charlotte

Associated Lab Samples: 92498130001

METHOD BLANK: 3020098 Matrix: Water
Associated Lab Samples: 92498130001

Parameter	Units	Blank Result	Reporting Limit	Analyzed	Qualifiers
1,1,1,2-Tetrachloroethane	ug/L	ND	0.50	09/30/20 22:07	
1,1,1-Trichloroethane	ug/L	ND	0.50	09/30/20 22:07	
1,1,2,2-Tetrachloroethane	ug/L	ND	0.50	09/30/20 22:07	
1,1,2-Trichloroethane	ug/L	ND	0.50	09/30/20 22:07	
1,1-Dichloroethane	ug/L	ND	0.50	09/30/20 22:07	
1,1-Dichloroethene	ug/L	ND	0.50	09/30/20 22:07	
1,1-Dichloropropene	ug/L	ND	0.50	09/30/20 22:07	
1,2,3-Trichlorobenzene	ug/L	ND	2.0	09/30/20 22:07	
1,2,3-Trichloropropane	ug/L	ND	0.50	09/30/20 22:07	
1,2,4-Trichlorobenzene	ug/L	ND	2.0	09/30/20 22:07	
1,2,4-Trimethylbenzene	ug/L	ND	0.50	09/30/20 22:07	
1,2-Dibromo-3-chloropropane	ug/L	ND	1.0	09/30/20 22:07	
1,2-Dibromoethane (EDB)	ug/L	ND	0.50	09/30/20 22:07	
1,2-Dichlorobenzene	ug/L	ND	0.50	09/30/20 22:07	
1,2-Dichloroethane	ug/L	ND	0.50	09/30/20 22:07	
1,2-Dichloropropane	ug/L	ND	0.50	09/30/20 22:07	
1,3,5-Trimethylbenzene	ug/L	ND	0.50	09/30/20 22:07	
1,3-Dichlorobenzene	ug/L	ND	0.50	09/30/20 22:07	
1,3-Dichloropropane	ug/L	ND	0.50	09/30/20 22:07	
1,4-Dichlorobenzene	ug/L	ND	0.50	09/30/20 22:07	
2,2-Dichloropropane	ug/L	ND	0.50	09/30/20 22:07	
2-Chlorotoluene	ug/L	ND	0.50	09/30/20 22:07	
4-Chlorotoluene	ug/L	ND	0.50	09/30/20 22:07	
Benzene	ug/L	ND	0.50	09/30/20 22:07	
Bromobenzene	ug/L	ND	0.50	09/30/20 22:07	
Bromochloromethane	ug/L	ND	0.50	09/30/20 22:07	
Bromodichloromethane	ug/L	ND	0.50	09/30/20 22:07	
Bromoform	ug/L	ND	0.50	09/30/20 22:07	
Bromomethane	ug/L	ND	5.0	09/30/20 22:07	
Carbon tetrachloride	ug/L	ND	0.50	09/30/20 22:07	
Chlorobenzene	ug/L	ND	0.50	09/30/20 22:07	
Chloroethane	ug/L	ND	1.0	09/30/20 22:07	
Chloroform	ug/L	ND	0.50	09/30/20 22:07	
Chloromethane	ug/L	ND	1.0	09/30/20 22:07	
cis-1,2-Dichloroethene	ug/L	ND	0.50	09/30/20 22:07	
cis-1,3-Dichloropropene	ug/L	ND	0.50	09/30/20 22:07	
Dibromochloromethane	ug/L	ND	0.50	09/30/20 22:07	
Dibromomethane	ug/L	ND	0.50	09/30/20 22:07	
Dichlorodifluoromethane	ug/L	ND	0.50	09/30/20 22:07	
Diisopropyl ether	ug/L	ND	0.50	09/30/20 22:07	

Results presented on this page are in the units indicated by the "Units" column except where an alternate unit is presented to the right of the result.

REPORT OF LABORATORY ANALYSIS

This report shall not be reproduced, except in full,
without the written consent of Pace Analytical Services, LLC.

Pace Analytical Services, LLC
9800 Kincey Ave. Suite 100
Huntersville, NC 28078
(704)875-9092

QUALITY CONTROL DATA

Project: 2020-L1-2448 Incident
Pace Project No.: 92498130

METHOD BLANK: 3020098 Matrix: Water
Associated Lab Samples: 92498130001

Parameter	Units	Blank Result	Reporting Limit	Analyzed	Qualifiers
Ethylbenzene	ug/L	ND	0.50	09/30/20 22:07	
Hexachloro-1,3-butadiene	ug/L	ND	2.0	09/30/20 22:07	
Isopropylbenzene (Cumene)	ug/L	ND	0.50	09/30/20 22:07	
m&p-Xylene	ug/L	ND	1.0	09/30/20 22:07	
Methyl-tert-butyl ether	ug/L	ND	0.50	09/30/20 22:07	
Methylene Chloride	ug/L	ND	2.0	09/30/20 22:07	
n-Butylbenzene	ug/L	ND	0.50	09/30/20 22:07	
n-Propylbenzene	ug/L	ND	0.50	09/30/20 22:07	
Naphthalene	ug/L	ND	2.0	09/30/20 22:07	
o-Xylene	ug/L	ND	0.50	09/30/20 22:07	
sec-Butylbenzene	ug/L	ND	0.50	09/30/20 22:07	
Styrene	ug/L	ND	0.50	09/30/20 22:07	
tert-Butylbenzene	ug/L	ND	0.50	09/30/20 22:07	
Tetrachloroethene	ug/L	ND	0.50	09/30/20 22:07	
Toluene	ug/L	ND	0.50	09/30/20 22:07	
trans-1,2-Dichloroethene	ug/L	ND	0.50	09/30/20 22:07	
trans-1,3-Dichloropropene	ug/L	ND	0.50	09/30/20 22:07	
Trichloroethene	ug/L	ND	0.50	09/30/20 22:07	
Trichlorofluoromethane	ug/L	ND	1.0	09/30/20 22:07	
Vinyl chloride	ug/L	ND	1.0	09/30/20 22:07	
1,2-Dichloroethane-d4 (S)	%	103	70-130	09/30/20 22:07	
4-Bromofluorobenzene (S)	%	100	70-130	09/30/20 22:07	
Toluene-d8 (S)	%	104	70-130	09/30/20 22:07	

LABORATORY CONTROL SAMPLE: 3020099

Parameter	Units	Spike Conc.	LCS Result	LCS % Rec	% Rec Limits	Qualifiers
1,1,1,2-Tetrachloroethane	ug/L	50	52.4	105	60-140	
1,1,1-Trichloroethane	ug/L	50	52.4	105	60-140	
1,1,2,2-Tetrachloroethane	ug/L	50	51.5	103	60-140	
1,1,2-Trichloroethane	ug/L	50	51.3	103	60-140	
1,1-Dichloroethane	ug/L	50	50.5	101	60-140	
1,1-Dichloroethene	ug/L	50	54.0	108	60-140	
1,1-Dichloropropene	ug/L	50	52.4	105	60-140	
1,2,3-Trichlorobenzene	ug/L	50	50.7	101	60-140	
1,2,3-Trichloropropane	ug/L	50	49.2	98	60-140	
1,2,4-Trichlorobenzene	ug/L	50	50.0	100	60-140	
1,2,4-Trimethylbenzene	ug/L	50	44.5	89	60-140	
1,2-Dibromo-3-chloropropane	ug/L	50	50.3	101	60-140	
1,2-Dibromoethane (EDB)	ug/L	50	53.7	107	60-140	
1,2-Dichlorobenzene	ug/L	50	48.2	96	60-140	
1,2-Dichloroethane	ug/L	50	46.8	94	60-140	
1,2-Dichloropropane	ug/L	50	52.5	105	60-140	
1,3,5-Trimethylbenzene	ug/L	50	47.0	94	60-140	

Results presented on this page are in the units indicated by the "Units" column except where an alternate unit is presented to the right of the result.

REPORT OF LABORATORY ANALYSIS

This report shall not be reproduced, except in full,
without the written consent of Pace Analytical Services, LLC.

Pace Analytical Services, LLC
9800 Kincey Ave. Suite 100
Huntersville, NC 28078
(704)875-9092

QUALITY CONTROL DATA

Project: 2020-L1-2448 Incident
Pace Project No.: 92498130

LABORATORY CONTROL SAMPLE: 3020099

Parameter	Units	Spike Conc.	LCS Result	LCS % Rec	% Rec Limits	Qualifiers
1,3-Dichlorobenzene	ug/L	50	46.1	92	60-140	
1,3-Dichloropropane	ug/L	50	52.6	105	60-140	
1,4-Dichlorobenzene	ug/L	50	49.8	100	60-140	
2,2-Dichloropropane	ug/L	50	50.7	101	60-140	
2-Chlorotoluene	ug/L	50	44.6	89	60-140	
4-Chlorotoluene	ug/L	50	47.3	95	60-140	
Benzene	ug/L	50	50.4	101	60-140	
Bromobenzene	ug/L	50	48.5	97	60-140	
Bromochloromethane	ug/L	50	53.3	107	60-140	
Bromodichloromethane	ug/L	50	48.2	96	60-140	
Bromoform	ug/L	50	57.2	114	60-140	
Bromomethane	ug/L	50	49.7	99	60-140	
Carbon tetrachloride	ug/L	50	51.8	104	60-140	
Chlorobenzene	ug/L	50	48.8	98	60-140	
Chloroethane	ug/L	50	45.1	90	60-140	
Chloroform	ug/L	50	51.0	102	60-140	
Chloromethane	ug/L	50	40.2	80	60-140	
cis-1,2-Dichloroethene	ug/L	50	50.6	101	60-140	
cis-1,3-Dichloropropene	ug/L	50	55.9	112	60-140	
Dibromochloromethane	ug/L	50	53.5	107	60-140	
Dibromomethane	ug/L	50	52.2	104	60-140	
Dichlorodifluoromethane	ug/L	50	40.7	81	60-140	
Diisopropyl ether	ug/L	50	49.5	99	60-140	
Ethylbenzene	ug/L	50	47.9	96	60-140	
Hexachloro-1,3-butadiene	ug/L	50	45.5	91	60-140	
Isopropylbenzene (Cumene)	ug/L	50	48.9	98	60-140	
m&p-Xylene	ug/L	100	96.0	96	60-140	
Methyl-tert-butyl ether	ug/L	50	52.2	104	60-140	
Methylene Chloride	ug/L	50	50.7	101	60-140	
n-Butylbenzene	ug/L	50	46.1	92	60-140	
n-Propylbenzene	ug/L	50	45.0	90	60-140	
Naphthalene	ug/L	50	49.9	100	60-140	
o-Xylene	ug/L	50	48.8	98	60-140	
sec-Butylbenzene	ug/L	50	46.7	93	60-140	
Styrene	ug/L	50	51.3	103	60-140	
tert-Butylbenzene	ug/L	50	38.6	77	60-140	
Tetrachloroethene	ug/L	50	49.9	100	60-140	
Toluene	ug/L	50	46.8	94	60-140	
trans-1,2-Dichloroethene	ug/L	50	53.2	106	60-140	
trans-1,3-Dichloropropene	ug/L	50	54.4	109	60-140	
Trichloroethene	ug/L	50	53.1	106	60-140	
Trichlorofluoromethane	ug/L	50	42.0	84	60-140	
Vinyl chloride	ug/L	50	43.1	86	60-140	
1,2-Dichloroethane-d4 (S)	%			96	70-130	
4-Bromofluorobenzene (S)	%			103	70-130	
Toluene-d8 (S)	%			99	70-130	

Results presented on this page are in the units indicated by the "Units" column except where an alternate unit is presented to the right of the result.

REPORT OF LABORATORY ANALYSIS

This report shall not be reproduced, except in full,
without the written consent of Pace Analytical Services, LLC.

Pace Analytical Services, LLC
9800 Kincey Ave. Suite 100
Huntersville, NC 28078
(704)875-9092

QUALITY CONTROL DATA

Project: 2020-L1-2448 Incident
Pace Project No.: 92498130

MATRIX SPIKE & MATRIX SPIKE DUPLICATE: 3020100 3020101

Parameter	Units	92497365003 Result	MS Spike Conc.	MSD Spike Conc.	MS Result	MSD Result	MS % Rec	MSD % Rec	% Rec Limits	RPD	Qual
1,1,1,2-Tetrachloroethane	ug/L	ND	200	200	211	193	105	97	60-140	9	
1,1,1-Trichloroethane	ug/L	ND	200	200	237	219	119	110	60-140	8	
1,1,2,2-Tetrachloroethane	ug/L	ND	200	200	218	210	109	105	60-140	4	
1,1,2-Trichloroethane	ug/L	ND	200	200	217	201	109	101	60-140	8	
1,1-Dichloroethane	ug/L	ND	200	200	230	214	115	107	60-140	7	
1,1-Dichloroethene	ug/L	ND	200	200	256	234	128	117	60-140	9	
1,1-Dichloropropene	ug/L	ND	200	200	242	221	121	111	60-140	9	
1,2,3-Trichlorobenzene	ug/L	ND	200	200	169	175	84	87	60-140	3	
1,2,3-Trichloropropane	ug/L	ND	200	200	213	203	106	102	60-140	5	
1,2,4-Trichlorobenzene	ug/L	ND	200	200	167	165	83	82	60-140	1	
1,2,4-Trimethylbenzene	ug/L	24.6	200	200	185	173	80	74	60-140	6	
1,2-Dibromo-3-chloropropane	ug/L	ND	200	200	219	218	110	109	60-140	1	
1,2-Dibromoethane (EDB)	ug/L	ND	200	200	223	211	111	106	60-140	5	
1,2-Dichlorobenzene	ug/L	ND	200	200	192	177	96	89	60-140	8	
1,2-Dichloroethane	ug/L	ND	200	200	213	194	107	97	60-140	9	
1,2-Dichloropropane	ug/L	ND	200	200	234	212	117	106	60-140	10	
1,3,5-Trimethylbenzene	ug/L	ND	200	200	187	177	94	89	60-140	6	
1,3-Dichlorobenzene	ug/L	ND	200	200	186	175	93	87	60-140	6	
1,3-Dichloropropane	ug/L	ND	200	200	224	207	112	103	60-140	8	
1,4-Dichlorobenzene	ug/L	ND	200	200	186	182	93	91	60-140	3	
2,2-Dichloropropane	ug/L	ND	200	200	209	192	104	96	60-140	8	
2-Chlorotoluene	ug/L	ND	200	200	185	175	92	88	60-140	5	
4-Chlorotoluene	ug/L	ND	200	200	191	174	96	87	60-140	10	
Benzene	ug/L	6.7	200	200	234	213	114	103	60-140	9	
Bromobenzene	ug/L	ND	200	200	197	190	98	95	60-140	3	
Bromochloromethane	ug/L	ND	200	200	243	223	121	112	60-140	8	
Bromodichloromethane	ug/L	ND	200	200	206	190	103	95	60-140	8	
Bromoform	ug/L	ND	200	200	218	207	109	103	60-140	5	
Bromomethane	ug/L	ND	200	200	137	158	68	79	60-140	14	
Carbon tetrachloride	ug/L	ND	200	200	235	214	117	107	60-140	9	
Chlorobenzene	ug/L	ND	200	200	209	193	104	96	60-140	8	
Chloroethane	ug/L	ND	200	200	218	197	109	98	60-140	10	
Chloroform	ug/L	ND	200	200	233	210	117	105	60-140	10	
Chloromethane	ug/L	ND	200	200	181	172	90	86	60-140	5	
cis-1,2-Dichloroethene	ug/L	ND	200	200	229	212	114	106	60-140	8	
cis-1,3-Dichloropropene	ug/L	ND	200	200	230	209	115	105	60-140	10	
Dibromochloromethane	ug/L	ND	200	200	215	205	108	102	60-140	5	
Dibromomethane	ug/L	ND	200	200	240	210	120	105	60-140	13	
Dichlorodifluoromethane	ug/L	ND	200	200	198	182	99	91	60-140	9	
Diisopropyl ether	ug/L	35.1	200	200	257	234	111	99	60-140	10	
Ethylbenzene	ug/L	6.2	200	200	210	193	102	93	60-140	9	
Hexachloro-1,3-butadiene	ug/L	ND	200	200	167	156	83	78	60-140	7	
Isopropylbenzene (Cumene)	ug/L	7.8	200	200	206	190	99	91	60-140	8	
m&p-Xylene	ug/L	ND	400	400	409	382	102	96	60-140	7	
Methyl-tert-butyl ether	ug/L	5.8	200	200	237	216	115	105	60-140	9	
Methylene Chloride	ug/L	ND	200	200	233	216	116	108	60-140	7	

Results presented on this page are in the units indicated by the "Units" column except where an alternate unit is presented to the right of the result.

REPORT OF LABORATORY ANALYSIS

This report shall not be reproduced, except in full,
without the written consent of Pace Analytical Services, LLC.

Pace Analytical Services, LLC
9800 Kincey Ave. Suite 100
Huntersville, NC 28078
(704)875-9092

QUALITY CONTROL DATA

Project: 2020-L1-2448 Incident
Pace Project No.: 92498130

MATRIX SPIKE & MATRIX SPIKE DUPLICATE: 3020100 3020101

Parameter	Units	92497365003 Result	MS Spike Conc.	MSD Spike Conc.	MS Result	MSD Result	MS % Rec	MSD % Rec	% Rec Limits	RPD	Qual
n-Butylbenzene	ug/L	ND	200	200	171	166	85	83	60-140	3	
n-Propylbenzene	ug/L	16.7	200	200	198	191	91	87	60-140	4	
Naphthalene	ug/L	44.4	200	200	214	212	85	84	60-140	1	
o-Xylene	ug/L	ND	200	200	202	187	101	94	60-140	7	
sec-Butylbenzene	ug/L	ND	200	200	184	181	92	90	60-140	2	
Styrene	ug/L	ND	200	200	213	195	106	98	60-140	9	
tert-Butylbenzene	ug/L	ND	200	200	154	152	77	76	60-140	1	
Tetrachloroethene	ug/L	ND	200	200	218	204	109	102	60-140	6	
Toluene	ug/L	ND	200	200	214	193	107	97	60-140	10	
trans-1,2-Dichloroethene	ug/L	ND	200	200	240	217	120	108	60-140	10	
trans-1,3-Dichloropropene	ug/L	ND	200	200	216	200	108	100	60-140	8	
Trichloroethene	ug/L	ND	200	200	239	217	119	109	60-140	9	
Trichlorofluoromethane	ug/L	ND	200	200	206	188	103	94	60-140	9	
Vinyl chloride	ug/L	ND	200	200	203	188	101	94	60-140	8	
1,2-Dichloroethane-d4 (S)	%						105	105	70-130		
4-Bromofluorobenzene (S)	%						101	100	70-130		
Toluene-d8 (S)	%						101	100	70-130		

Results presented on this page are in the units indicated by the "Units" column except where an alternate unit is presented to the right of the result.

REPORT OF LABORATORY ANALYSIS

This report shall not be reproduced, except in full,
without the written consent of Pace Analytical Services, LLC.

Pace Analytical Services, LLC
9800 Kincey Ave. Suite 100
Huntersville, NC 28078
(704)875-9092

QUALIFIERS

Project: 2020-L1-2448 Incident
Pace Project No.: 92498130

DEFINITIONS

DF - Dilution Factor, if reported, represents the factor applied to the reported data due to dilution of the sample aliquot.

ND - Not Detected at or above adjusted reporting limit.

TNTC - Too Numerous To Count

J - Estimated concentration above the adjusted method detection limit and below the adjusted reporting limit.

MDL - Adjusted Method Detection Limit.

PQL - Practical Quantitation Limit.

RL - Reporting Limit - The lowest concentration value that meets project requirements for quantitative data with known precision and bias for a specific analyte in a specific matrix.

S - Surrogate

1,2-Diphenylhydrazine decomposes to and cannot be separated from Azobenzene using Method 8270. The result for each analyte is a combined concentration.

Consistent with EPA guidelines, unrounded data are displayed and have been used to calculate % recovery and RPD values.

LCS(D) - Laboratory Control Sample (Duplicate)

MS(D) - Matrix Spike (Duplicate)

DUP - Sample Duplicate

RPD - Relative Percent Difference

NC - Not Calculable.

SG - Silica Gel - Clean-Up

U - Indicates the compound was analyzed for, but not detected.

Acid preservation may not be appropriate for 2 Chloroethylvinyl ether.

A separate vial preserved to a pH of 4-5 is recommended in SW846 Chapter 4 for the analysis of Acrolein and Acrylonitrile by EPA Method 8260.

N-Nitrosodiphenylamine decomposes and cannot be separated from Diphenylamine using Method 8270. The result reported for each analyte is a combined concentration.

Pace Analytical is TNI accredited. Contact your Pace PM for the current list of accredited analytes.

TNI - The NELAC Institute.

This report shall not be reproduced, except in full,
without the written consent of Pace Analytical Services, LLC.

Pace Analytical Services, LLC
9800 Kincey Ave. Suite 100
Huntersville, NC 28078
(704)875-9092

QUALITY CONTROL DATA CROSS REFERENCE TABLE

Project: 2020-L1-2448 Incident
Pace Project No.: 92498130

Lab ID	Sample ID	QC Batch Method	QC Batch	Analytical Method	Analytical Batch
92498130001	**13926A_HC_RD_20200930**	MADEPV	1551782	MADEP VPH	1551782
92498130001	**13926A_HC_RD_20200930**	EPA 3010A	570156	EPA 6010D	570171
92498130001	**13926A_HC_RD_20200930**	SM 6200B	570101		

This report shall not be reproduced, except in full,
without the written consent of Pace Analytical Services, LLC.

CHAIN-OF-CUSTODY Analytical Request Document

Pace Analytical

Chain-of-Custody is a LEGAL DOCUMENT - Complete all relevent fields

WO# : 92498130

92498130

LAB U... Number or

Company: Apex Companies

Billing Information:

Address:

Report To: Andrew Street

Email To: Andrew.Street@apexcos.com

Copy To:

Site Collection Info/Address: 13926A Huntersville Concord Rd

Customer Project Name/Number: 2020-LI-2448 Incident

State: NC County/City: Huntersville Time Zone Collected: [ ] PT [ ] MT [ ] CT [ ] ET

Phone: Email:

Site/Facility ID #:

Compliance Monitoring? [ ] Yes [ ] No

Collected By (print): Naomi Fretz

Purchase Order #: Quote #:

DW PWS ID #: DW Location Code:

Collected By (signature): Naomi Fretz

Turnaround Date Required:

Immediately Packed on Ice: [ ] Yes [ ] No

Sample Disposal: [ ] Dispose as appropriate [ ] Return [ ] Archive: _____ [ ] Hold: _____

Rush: [ ] Same Day [ ] Next Day [ ] 2 Day [ ] 3 Day [ ] 4 Day [ ] 5 Day (Expedite Charges Apply)

Field Filtered (if applicable): [ ] Yes [ ] No

Analysis: _____

* Matrix Codes (Insert in Matrix box below): Drinking Water (DW), Ground Water (GW), Wastewater (WW), Product (P), Soil/Solid (SL), Oil (OL), Wipe (WP), Air (AR), Tissue (TS), Bioassay (B), Vapor (V), Other (OT)

** Preservative Types: (1) nitric acid, (2) sulfuric acid, (3) hydrochloric acid, (4) sodium hydroxide, (5) zinc acetate, (6) methanol, (7) sodium bisulfate, (8) sodium thiosulfate, (9) hexane, (A) ascorbic acid, (B) ammonium sulfate, (C) ammonium hydroxide, (D) TSP, (U) Unpreserved, (O) Other _____

Customer Sample ID	Matrix *	Comp / Grab	Collected (or Composite Start) Date	Collected (or Composite Start) Time	Composite End Date	Composite End Time	Res Cl	# of Ctns	Analyses: VOCs 6200.B	Analyses: MADEP VPH	Analyses: Lead
13926A_NC_RD_20200930	DW	G	9/30/20	1350				8	X	X	X

Lab Profile/Line:

Lab Sample Receipt Checklist:

Custody Seals Present/Intact	Y N	NA
Custody Signatures Present	Y N	NA
Collector Signature Present	Y N	NA
Bottles Intact	Y N	NA
Correct Bottles	Y N	NA
Sufficient Volume	Y N	NA
Samples Received on Ice	Y N	NA
VOA - Headspace Acceptable	Y N	NA
USDA Regulated Soils	Y N	NA
Samples in Holding Time	Y N	NA
Residual Chlorine Present	Y N	NA
Cl Strips:		
Sample pH Acceptable	Y N	NA
pH Strips:		
Sulfide Present	Y N	NA
Lead Acetate Strips:		

LAB USE ONLY:
Lab Sample # / Comments:
92498130
001

Customer Remarks / Special Conditions / Possible Hazards:

Type of Ice Used: Wet Blue Dry None

Packing Material Used:

Radchem sample(s) screened (<500 cpm): Y N NA

SHORT HOLDS PRESENT (<72 hours): Y N N/A

Lab Tracking #: 2528762

Samples received via: FEDEX UPS Client Courier Pace Courier

Lab Sample Temperature Info:
Temp Blank Received: Y N NA
Therm ID#: T2061
Cooler 1 Temp Upon Receipt: 2.4 oC
Cooler 1 Therm Corr. Factor: 0 oC
Cooler 1 Corrected Temp: 2.4 oC
Comments:

Relinquished by/Company: (Signature)	Date/Time:	Received by/Company: (Signature)	Date/Time:
Naomi Fretz / Apex	9/30/20 1610	MDOLee	9-30-20 16:10
Relinquished by/Company: (Signature)	Date/Time:	Received by/Company: (Signature)	Date/Time:
Relinquished by/Company: (Signature)	Date/Time:	Received by/Company: (Signature)	Date/Time:

MTJL LAB USE ONLY
Table #:
Acctnum:
Template:
Prelogin:
PM:
PB:

Trip Blank Received: Y N NA
HCL MeOH TSP Other

Non Conformance(s): YES / NO

Page: _____ of: _____

Pace Analytical Services, LLC
9800 Kincey Ave. Suite 100
Huntersville, NC 28078
(704)875-9092

October 02, 2020

Andrew Street
Apex Companies - NC
5900 Northwoods Business Pkwy
Suite 5900-0
Charlotte, NC 28269

RE: Project: 2020-L1-2448 Incident
Pace Project No.: 92498133

Dear Andrew Street:

Enclosed are the analytical results for sample(s) received by the laboratory on September 30, 2020. The results relate only to the samples included in this report. Results reported herein conform to the applicable TNI/NELAC Standards and the laboratory's Quality Manual, where applicable, unless otherwise noted in the body of the report.

The test results provided in this final report were generated by each of the following laboratories within the Pace Network:

- Pace National - Mt. Juliet
- Pace Analytical Services - Asheville
- Pace Analytical Services - Charlotte

If you have any questions concerning this report, please feel free to contact me.

Sincerely,

Angela M. Baioni

Angela Baioni
angela.baioni@pacelabs.com
(704)875-9092
Project Manager

Enclosures

cc: J Culbreath, Colonial Pipeline Company
Robert Hughes, Colonial Pipeline
Margaret King, APEX Companies, LLC
Emily Little, Apex Companies
Jeff Morrison, Colonial Pipeline Company
Tom Naumann, APEX Companies - NC
Joe Nicolette, Montrose-EPS
Christopher Schultz, Apex Companies
Alex Testoff, Montrose-EPS
Michael Verdon, Colonial Pipeline Company
JM Wyatt, Colonial Pipeline Company

This report shall not be reproduced, except in full,
without the written consent of Pace Analytical Services, LLC.

Pace Analytical Services, LLC
9800 Kincey Ave. Suite 100
Huntersville, NC 28078
(704)875-9092

CERTIFICATIONS

Project: 2020-L1-2448 Incident
Pace Project No.: 92498133

Pace Analytical Services National

12065 Lebanon Road, Mt. Juliet, TN 37122
Alabama Certification #: 40660
Alaska Certification 17-026
Arizona Certification #: AZ0612
Arkansas Certification #: 88-0469
California Certification #: 2932
Canada Certification #: 1461.01
Colorado Certification #: TN00003
Connecticut Certification #: PH-0197
DOD Certification: #1461.01
EPA# TN00003
Florida Certification #: E87487
Georgia DW Certification #: 923
Georgia Certification: NELAP
Idaho Certification #: TN00003
Illinois Certification #: 200008
Indiana Certification #: C-TN-01
Iowa Certification #: 364
Kansas Certification #: E-10277
Kentucky UST Certification #: 16
Kentucky Certification #: 90010
Louisiana Certification #: AI30792
Louisiana DW Certification #: LA180010
Maine Certification #: TN0002
Maryland Certification #: 324
Massachusetts Certification #: M-TN003
Michigan Certification #: 9958
Minnesota Certification #: 047-999-395
Mississippi Certification #: TN00003
Missouri Certification #: 340
Montana Certification #: CERT0086
Nebraska Certification #: NE-OS-15-05
Nevada Certification #: TN-03-2002-34
New Hampshire Certification #: 2975
New Jersey Certification #: TN002
New Mexico DW Certification
New York Certification #: 11742
North Carolina Aquatic Toxicity Certification #: 41
North Carolina Drinking Water Certification #: 21704
North Carolina Environmental Certificate #: 375
North Dakota Certification #: R-140
Ohio VAP Certification #: CL0069
Oklahoma Certification #: 9915
Oregon Certification #: TN200002
Pennsylvania Certification #: 68-02979
Rhode Island Certification #: LAO00356
South Carolina Certification #: 84004
South Dakota Certification
Tennessee DW/Chem/Micro Certification #: 2006
Texas Mold Certification #: LAB0152
Texas Certification #: T 104704245-17-14
USDA Soil Permit #: P330-15-00234
Utah Certification #: TN00003
Vermont Dept. of Health: ID# VT-2006
Virginia Certification #: VT2006
Virginia Certification #: 460132
Washington Certification #: C847
West Virginia Certification #: 233
Wisconsin Certification #: 9980939910
Wyoming UST Certification #: via A2LA 2926.01
A2LA-ISO 17025 Certification #: 1461.01
A2LA-ISO 17025 Certification #: 1461.02
AIHA-LAP/LLC EMLAP Certification #:100789

Pace Analytical Services Charlotte

9800 Kincey Ave. Ste 100, Huntersville, NC 28078
Louisiana/NELAP Certification # LA170028
North Carolina Drinking Water Certification #: 37706
North Carolina Field Services Certification #: 5342
North Carolina Wastewater Certification #: 12
South Carolina Certification #: 99006001
Florida/NELAP Certification #: E87627
Kentucky UST Certification #: 84
Virginia/VELAP Certification #: 460221

Pace Analytical Services Asheville

2225 Riverside Drive, Asheville, NC 28804
Florida/NELAP Certification #: E87648
Massachusetts Certification #: M-NC030
North Carolina Drinking Water Certification #: 37712
North Carolina Wastewater Certification #: 40
South Carolina Certification #: 99030001
Virginia/VELAP Certification #: 460222

REPORT OF LABORATORY ANALYSIS

This report shall not be reproduced, except in full,
without the written consent of Pace Analytical Services, LLC.

Pace Analytical Services, LLC
9800 Kincey Ave. Suite 100
Huntersville, NC 28078
(704)875-9092

SAMPLE ANALYTE COUNT

Project: 2020-L1-2448 Incident
Pace Project No.: 92498133

Lab ID	Sample ID	Method	Analysts	Analytes Reported	Laboratory
92498133001	**14015_AC_RD_20200930**	MADEP VPH	JHH	6	PAN
		EPA 6010D	SH1	1	PASI-A
		SM 6200B	SAS	63	PASI-C

PAN = Pace National - Mt. Juliet
PASI-A = Pace Analytical Services - Asheville
PASI-C = Pace Analytical Services - Charlotte

This report shall not be reproduced, except in full,
without the written consent of Pace Analytical Services, LLC.

Pace Analytical Services, LLC
9800 Kincey Ave. Suite 100
Huntersville, NC 28078
(704)875-9092

ANALYTICAL RESULTS

Project: 2020-L1-2448 Incident
Pace Project No.: 92498133

Sample: 14015_AC_RD_20200930 **Lab ID: 92498133001** Collected: 09/30/20 14:50 Received: 09/30/20 16:10 Matrix: Water

Parameters	Results	Units	Report Limit	DF	Prepared	Analyzed	CAS No.	Qual
MADEPV	Analytical Method: MADEP VPH Preparation Method: MADEPV Pace National - Mt. Juliet							
Aliphatic (C05-C08)	ND	ug/L	100	1	10/01/20 12:54	10/01/20 12:54		
Aliphatic (C09-C12)	ND	ug/L	100	1	10/01/20 12:54	10/01/20 12:54		
Aromatic (C09-C10),Unadjusted	ND	ug/L	100	1	10/01/20 12:54	10/01/20 12:54	TPHC9C10A	
Total VPH	ND	ug/L	100	1	10/01/20 12:54	10/01/20 12:54	VPH	
Surrogates								
2,5-Dibromotoluene (FID)	94.7	%	70.0-130	1	10/01/20 12:54	10/01/20 12:54	615-59-8FID	
2,5-Dibromotoluene (PID)	85.3	%	70.0-130	1	10/01/20 12:54	10/01/20 12:54	615-59-8PID	
6010 MET ICP	Analytical Method: EPA 6010D Preparation Method: EPA 3010A Pace Analytical Services - Asheville							
Lead	ND	ug/L	5.0	1	10/01/20 01:15	10/01/20 08:31	7439-92-1	
6200B MSV	Analytical Method: SM 6200B Pace Analytical Services - Charlotte							
Benzene	ND	ug/L	0.50	1		09/30/20 23:35	71-43-2	
Bromobenzene	ND	ug/L	0.50	1		09/30/20 23:35	108-86-1	
Bromochloromethane	ND	ug/L	0.50	1		09/30/20 23:35	74-97-5	
Bromodichloromethane	ND	ug/L	0.50	1		09/30/20 23:35	75-27-4	
Bromoform	ND	ug/L	0.50	1		09/30/20 23:35	75-25-2	
Bromomethane	ND	ug/L	5.0	1		09/30/20 23:35	74-83-9	
n-Butylbenzene	ND	ug/L	0.50	1		09/30/20 23:35	104-51-8	
sec-Butylbenzene	ND	ug/L	0.50	1		09/30/20 23:35	135-98-8	
tert-Butylbenzene	ND	ug/L	0.50	1		09/30/20 23:35	98-06-6	
Carbon tetrachloride	ND	ug/L	0.50	1		09/30/20 23:35	56-23-5	
Chlorobenzene	ND	ug/L	0.50	1		09/30/20 23:35	108-90-7	
Chloroethane	ND	ug/L	1.0	1		09/30/20 23:35	75-00-3	
Chloroform	ND	ug/L	0.50	1		09/30/20 23:35	67-66-3	
Chloromethane	ND	ug/L	1.0	1		09/30/20 23:35	74-87-3	
2-Chlorotoluene	ND	ug/L	0.50	1		09/30/20 23:35	95-49-8	
4-Chlorotoluene	ND	ug/L	0.50	1		09/30/20 23:35	106-43-4	
1,2-Dibromo-3-chloropropane	ND	ug/L	1.0	1		09/30/20 23:35	96-12-8	
Dibromochloromethane	ND	ug/L	0.50	1		09/30/20 23:35	124-48-1	
1,2-Dibromoethane (EDB)	ND	ug/L	0.50	1		09/30/20 23:35	106-93-4	
Dibromomethane	ND	ug/L	0.50	1		09/30/20 23:35	74-95-3	
1,2-Dichlorobenzene	ND	ug/L	0.50	1		09/30/20 23:35	95-50-1	
1,3-Dichlorobenzene	ND	ug/L	0.50	1		09/30/20 23:35	541-73-1	
1,4-Dichlorobenzene	ND	ug/L	0.50	1		09/30/20 23:35	106-46-7	
Dichlorodifluoromethane	ND	ug/L	0.50	1		09/30/20 23:35	75-71-8	
1,1-Dichloroethane	ND	ug/L	0.50	1		09/30/20 23:35	75-34-3	
1,2-Dichloroethane	ND	ug/L	0.50	1		09/30/20 23:35	107-06-2	
1,1-Dichloroethene	ND	ug/L	0.50	1		09/30/20 23:35	75-35-4	
cis-1,2-Dichloroethene	ND	ug/L	0.50	1		09/30/20 23:35	156-59-2	
trans-1,2-Dichloroethene	ND	ug/L	0.50	1		09/30/20 23:35	156-60-5	
1,2-Dichloropropane	ND	ug/L	0.50	1		09/30/20 23:35	78-87-5	
1,3-Dichloropropane	ND	ug/L	0.50	1		09/30/20 23:35	142-28-9	
2,2-Dichloropropane	ND	ug/L	0.50	1		09/30/20 23:35	594-20-7	

REPORT OF LABORATORY ANALYSIS

This report shall not be reproduced, except in full,
without the written consent of Pace Analytical Services, LLC.

Pace Analytical Services, LLC
9800 Kincey Ave. Suite 100
Huntersville, NC 28078
(704)875-9092

ANALYTICAL RESULTS

Project: 2020-L1-2448 Incident
Pace Project No.: 92498133

Sample: 14015_AC_RD_20200930 **Lab ID: 92498133001** Collected: 09/30/20 14:50 Received: 09/30/20 16:10 Matrix: Water

Parameters	Results	Units	Report Limit	DF	Prepared	Analyzed	CAS No.	Qual
6200B MSV	Analytical Method: SM 6200B Pace Analytical Services - Charlotte							
1,1-Dichloropropene	ND	ug/L	0.50	1		09/30/20 23:35	563-58-6	
cis-1,3-Dichloropropene	ND	ug/L	0.50	1		09/30/20 23:35	10061-01-5	
trans-1,3-Dichloropropene	ND	ug/L	0.50	1		09/30/20 23:35	10061-02-6	
Diisopropyl ether	ND	ug/L	0.50	1		09/30/20 23:35	108-20-3	
Ethylbenzene	ND	ug/L	0.50	1		09/30/20 23:35	100-41-4	
Hexachloro-1,3-butadiene	ND	ug/L	2.0	1		09/30/20 23:35	87-68-3	
Isopropylbenzene (Cumene)	ND	ug/L	0.50	1		09/30/20 23:35	98-82-8	
Methylene Chloride	ND	ug/L	2.0	1		09/30/20 23:35	75-09-2	
Methyl-tert-butyl ether	ND	ug/L	0.50	1		09/30/20 23:35	1634-04-4	
Naphthalene	ND	ug/L	2.0	1		09/30/20 23:35	91-20-3	
n-Propylbenzene	ND	ug/L	0.50	1		09/30/20 23:35	103-65-1	
Styrene	ND	ug/L	0.50	1		09/30/20 23:35	100-42-5	
1,1,1,2-Tetrachloroethane	ND	ug/L	0.50	1		09/30/20 23:35	630-20-6	
1,1,2,2-Tetrachloroethane	ND	ug/L	0.50	1		09/30/20 23:35	79-34-5	
Tetrachloroethene	ND	ug/L	0.50	1		09/30/20 23:35	127-18-4	
Toluene	ND	ug/L	0.50	1		09/30/20 23:35	108-88-3	
1,2,3-Trichlorobenzene	ND	ug/L	2.0	1		09/30/20 23:35	87-61-6	
1,2,4-Trichlorobenzene	ND	ug/L	2.0	1		09/30/20 23:35	120-82-1	
1,1,1-Trichloroethane	ND	ug/L	0.50	1		09/30/20 23:35	71-55-6	
1,1,2-Trichloroethane	ND	ug/L	0.50	1		09/30/20 23:35	79-00-5	
Trichloroethene	ND	ug/L	0.50	1		09/30/20 23:35	79-01-6	
Trichlorofluoromethane	ND	ug/L	1.0	1		09/30/20 23:35	75-69-4	
1,2,3-Trichloropropane	ND	ug/L	0.50	1		09/30/20 23:35	96-18-4	
1,2,4-Trimethylbenzene	ND	ug/L	0.50	1		09/30/20 23:35	95-63-6	
1,3,5-Trimethylbenzene	ND	ug/L	0.50	1		09/30/20 23:35	108-67-8	
Vinyl chloride	ND	ug/L	1.0	1		09/30/20 23:35	75-01-4	
m&p-Xylene	ND	ug/L	1.0	1		09/30/20 23:35	179601-23-1	
o-Xylene	ND	ug/L	0.50	1		09/30/20 23:35	95-47-6	
Surrogates								
1,2-Dichloroethane-d4 (S)	103	%	70-130	1		09/30/20 23:35	17060-07-0	
4-Bromofluorobenzene (S)	102	%	70-130	1		09/30/20 23:35	460-00-4	
Toluene-d8 (S)	105	%	70-130	1		09/30/20 23:35	2037-26-5	

REPORT OF LABORATORY ANALYSIS

This report shall not be reproduced, except in full,
without the written consent of Pace Analytical Services, LLC.

Pace Analytical Services, LLC
9800 Kincey Ave. Suite 100
Huntersville, NC 28078
(704)875-9092

QUALITY CONTROL DATA

Project: 2020-L1-2448 Incident
Pace Project No.: 92498133

QC Batch: 1551782
QC Batch Method: MADEPV
Analysis Method: MADEP VPH
Analysis Description: MADEPV
Laboratory: Pace National - Mt. Juliet

Associated Lab Samples: 92498133001

METHOD BLANK: R3576391-2 Matrix: Water
Associated Lab Samples: 92498133001

Parameter	Units	Blank Result	Reporting Limit	Analyzed	Qualifiers
Aliphatic (C05-C08)	ug/L	ND	100	09/30/20 19:17	
Aliphatic (C09-C12)	ug/L	ND	100	09/30/20 19:17	
Aromatic (C09-C10),Unadjusted	ug/L	ND	100	09/30/20 19:17	
Total VPH	ug/L	ND	100	09/30/20 19:17	
2,5-Dibromotoluene (FID)	%	89.4	70.0-130	09/30/20 19:17	
2,5-Dibromotoluene (PID)	%	80.5	70.0-130	09/30/20 19:17	

LABORATORY CONTROL SAMPLE & LCSD: R3576391-1 R3576391-3

Parameter	Units	Spike Conc.	LCS Result	LCSD Result	LCS % Rec	LCSD % Rec	% Rec Limits	RPD	Max RPD	Qualifiers
Aliphatic (C05-C08)	ug/L	1200	1220	1280	102	107	70.0-130	4.80	25	
Aliphatic (C09-C12)	ug/L	1400	1750	1710	125	122	70.0-130	2.31	25	
Aromatic (C09-C10),Unadjusted	ug/L	200	218	252	109	126	70.0-130	14.5	25	
Total VPH	ug/L	2800	3190	3240	114	116	70.0-130	1.56	25	
2,5-Dibromotoluene (FID)	%				96.9	94.6	70.0-130			
2,5-Dibromotoluene (PID)	%				90.3	84.5	70.0-130			

Results presented on this page are in the units indicated by the "Units" column except where an alternate unit is presented to the right of the result.

REPORT OF LABORATORY ANALYSIS

This report shall not be reproduced, except in full,
without the written consent of Pace Analytical Services, LLC.

Pace Analytical Services, LLC
9800 Kincey Ave. Suite 100
Huntersville, NC 28078
(704)875-9092

QUALITY CONTROL DATA

Project: 2020-L1-2448 Incident
Pace Project No.: 92498133

QC Batch: 570156
QC Batch Method: EPA 3010A
Analysis Method: EPA 6010D
Analysis Description: 6010 MET
Laboratory: Pace Analytical Services - Asheville
Associated Lab Samples: 92498133001

METHOD BLANK: 3020315 Matrix: Water
Associated Lab Samples: 92498133001

Parameter	Units	Blank Result	Reporting Limit	Analyzed	Qualifiers
Lead	ug/L	ND	5.0	10/01/20 07:56	

LABORATORY CONTROL SAMPLE: 3020316

Parameter	Units	Spike Conc.	LCS Result	LCS % Rec	% Rec Limits	Qualifiers
Lead	ug/L	500	454	91	80-120	

MATRIX SPIKE & MATRIX SPIKE DUPLICATE: 3020317 3020318

Parameter	Units	92498128001 Result	MS Spike Conc.	MSD Spike Conc.	MS Result	MSD Result	MS % Rec	MSD % Rec	% Rec Limits	RPD	Qual
Lead	ug/L	ND	500	500	420	437	84	87	75-125	4	

Results presented on this page are in the units indicated by the "Units" column except where an alternate unit is presented to the right of the result.

REPORT OF LABORATORY ANALYSIS

This report shall not be reproduced, except in full,
without the written consent of Pace Analytical Services, LLC.

Pace Analytical Services, LLC
9800 Kincey Ave. Suite 100
Huntersville, NC 28078
(704)875-9092

QUALITY CONTROL DATA

Project: 2020-L1-2448 Incident
Pace Project No.: 92498133

QC Batch: 570101
QC Batch Method: SM 6200B
Analysis Method: SM 6200B
Analysis Description: 6200B MSV
Laboratory: Pace Analytical Services - Charlotte

Associated Lab Samples: 92498133001

METHOD BLANK: 3020098 Matrix: Water
Associated Lab Samples: 92498133001

Parameter	Units	Blank Result	Reporting Limit	Analyzed	Qualifiers
1,1,1,2-Tetrachloroethane	ug/L	ND	0.50	09/30/20 22:07	
1,1,1-Trichloroethane	ug/L	ND	0.50	09/30/20 22:07	
1,1,2,2-Tetrachloroethane	ug/L	ND	0.50	09/30/20 22:07	
1,1,2-Trichloroethane	ug/L	ND	0.50	09/30/20 22:07	
1,1-Dichloroethane	ug/L	ND	0.50	09/30/20 22:07	
1,1-Dichloroethene	ug/L	ND	0.50	09/30/20 22:07	
1,1-Dichloropropene	ug/L	ND	0.50	09/30/20 22:07	
1,2,3-Trichlorobenzene	ug/L	ND	2.0	09/30/20 22:07	
1,2,3-Trichloropropane	ug/L	ND	0.50	09/30/20 22:07	
1,2,4-Trichlorobenzene	ug/L	ND	2.0	09/30/20 22:07	
1,2,4-Trimethylbenzene	ug/L	ND	0.50	09/30/20 22:07	
1,2-Dibromo-3-chloropropane	ug/L	ND	1.0	09/30/20 22:07	
1,2-Dibromoethane (EDB)	ug/L	ND	0.50	09/30/20 22:07	
1,2-Dichlorobenzene	ug/L	ND	0.50	09/30/20 22:07	
1,2-Dichloroethane	ug/L	ND	0.50	09/30/20 22:07	
1,2-Dichloropropane	ug/L	ND	0.50	09/30/20 22:07	
1,3,5-Trimethylbenzene	ug/L	ND	0.50	09/30/20 22:07	
1,3-Dichlorobenzene	ug/L	ND	0.50	09/30/20 22:07	
1,3-Dichloropropane	ug/L	ND	0.50	09/30/20 22:07	
1,4-Dichlorobenzene	ug/L	ND	0.50	09/30/20 22:07	
2,2-Dichloropropane	ug/L	ND	0.50	09/30/20 22:07	
2-Chlorotoluene	ug/L	ND	0.50	09/30/20 22:07	
4-Chlorotoluene	ug/L	ND	0.50	09/30/20 22:07	
Benzene	ug/L	ND	0.50	09/30/20 22:07	
Bromobenzene	ug/L	ND	0.50	09/30/20 22:07	
Bromochloromethane	ug/L	ND	0.50	09/30/20 22:07	
Bromodichloromethane	ug/L	ND	0.50	09/30/20 22:07	
Bromoform	ug/L	ND	0.50	09/30/20 22:07	
Bromomethane	ug/L	ND	5.0	09/30/20 22:07	
Carbon tetrachloride	ug/L	ND	0.50	09/30/20 22:07	
Chlorobenzene	ug/L	ND	0.50	09/30/20 22:07	
Chloroethane	ug/L	ND	1.0	09/30/20 22:07	
Chloroform	ug/L	ND	0.50	09/30/20 22:07	
Chloromethane	ug/L	ND	1.0	09/30/20 22:07	
cis-1,2-Dichloroethene	ug/L	ND	0.50	09/30/20 22:07	
cis-1,3-Dichloropropene	ug/L	ND	0.50	09/30/20 22:07	
Dibromochloromethane	ug/L	ND	0.50	09/30/20 22:07	
Dibromomethane	ug/L	ND	0.50	09/30/20 22:07	
Dichlorodifluoromethane	ug/L	ND	0.50	09/30/20 22:07	
Diisopropyl ether	ug/L	ND	0.50	09/30/20 22:07	

Results presented on this page are in the units indicated by the "Units" column except where an alternate unit is presented to the right of the result.

REPORT OF LABORATORY ANALYSIS

This report shall not be reproduced, except in full,
without the written consent of Pace Analytical Services, LLC.

Pace Analytical Services, LLC
9800 Kincey Ave. Suite 100
Huntersville, NC 28078
(704)875-9092

QUALITY CONTROL DATA

Project: 2020-L1-2448 Incident
Pace Project No.: 92498133

METHOD BLANK: 3020098 Matrix: Water
Associated Lab Samples: 92498133001

Parameter	Units	Blank Result	Reporting Limit	Analyzed	Qualifiers
Ethylbenzene	ug/L	ND	0.50	09/30/20 22:07	
Hexachloro-1,3-butadiene	ug/L	ND	2.0	09/30/20 22:07	
Isopropylbenzene (Cumene)	ug/L	ND	0.50	09/30/20 22:07	
m&p-Xylene	ug/L	ND	1.0	09/30/20 22:07	
Methyl-tert-butyl ether	ug/L	ND	0.50	09/30/20 22:07	
Methylene Chloride	ug/L	ND	2.0	09/30/20 22:07	
n-Butylbenzene	ug/L	ND	0.50	09/30/20 22:07	
n-Propylbenzene	ug/L	ND	0.50	09/30/20 22:07	
Naphthalene	ug/L	ND	2.0	09/30/20 22:07	
o-Xylene	ug/L	ND	0.50	09/30/20 22:07	
sec-Butylbenzene	ug/L	ND	0.50	09/30/20 22:07	
Styrene	ug/L	ND	0.50	09/30/20 22:07	
tert-Butylbenzene	ug/L	ND	0.50	09/30/20 22:07	
Tetrachloroethene	ug/L	ND	0.50	09/30/20 22:07	
Toluene	ug/L	ND	0.50	09/30/20 22:07	
trans-1,2-Dichloroethene	ug/L	ND	0.50	09/30/20 22:07	
trans-1,3-Dichloropropene	ug/L	ND	0.50	09/30/20 22:07	
Trichloroethene	ug/L	ND	0.50	09/30/20 22:07	
Trichlorofluoromethane	ug/L	ND	1.0	09/30/20 22:07	
Vinyl chloride	ug/L	ND	1.0	09/30/20 22:07	
1,2-Dichloroethane-d4 (S)	%	103	70-130	09/30/20 22:07	
4-Bromofluorobenzene (S)	%	100	70-130	09/30/20 22:07	
Toluene-d8 (S)	%	104	70-130	09/30/20 22:07	

LABORATORY CONTROL SAMPLE: 3020099

Parameter	Units	Spike Conc.	LCS Result	LCS % Rec	% Rec Limits	Qualifiers
1,1,1,2-Tetrachloroethane	ug/L	50	52.4	105	60-140	
1,1,1-Trichloroethane	ug/L	50	52.4	105	60-140	
1,1,2,2-Tetrachloroethane	ug/L	50	51.5	103	60-140	
1,1,2-Trichloroethane	ug/L	50	51.3	103	60-140	
1,1-Dichloroethane	ug/L	50	50.5	101	60-140	
1,1-Dichloroethene	ug/L	50	54.0	108	60-140	
1,1-Dichloropropene	ug/L	50	52.4	105	60-140	
1,2,3-Trichlorobenzene	ug/L	50	50.7	101	60-140	
1,2,3-Trichloropropane	ug/L	50	49.2	98	60-140	
1,2,4-Trichlorobenzene	ug/L	50	50.0	100	60-140	
1,2,4-Trimethylbenzene	ug/L	50	44.5	89	60-140	
1,2-Dibromo-3-chloropropane	ug/L	50	50.3	101	60-140	
1,2-Dibromoethane (EDB)	ug/L	50	53.7	107	60-140	
1,2-Dichlorobenzene	ug/L	50	48.2	96	60-140	
1,2-Dichloroethane	ug/L	50	46.8	94	60-140	
1,2-Dichloropropane	ug/L	50	52.5	105	60-140	
1,3,5-Trimethylbenzene	ug/L	50	47.0	94	60-140	

Results presented on this page are in the units indicated by the "Units" column except where an alternate unit is presented to the right of the result.

REPORT OF LABORATORY ANALYSIS

This report shall not be reproduced, except in full,
without the written consent of Pace Analytical Services, LLC.

Pace Analytical Services, LLC
9800 Kincey Ave. Suite 100
Huntersville, NC 28078
(704)875-9092

QUALITY CONTROL DATA

Project: 2020-L1-2448 Incident
Pace Project No.: 92498133

LABORATORY CONTROL SAMPLE: 3020099

Parameter	Units	Spike Conc.	LCS Result	LCS % Rec	% Rec Limits	Qualifiers
1,3-Dichlorobenzene	ug/L	50	46.1	92	60-140	
1,3-Dichloropropane	ug/L	50	52.6	105	60-140	
1,4-Dichlorobenzene	ug/L	50	49.8	100	60-140	
2,2-Dichloropropane	ug/L	50	50.7	101	60-140	
2-Chlorotoluene	ug/L	50	44.6	89	60-140	
4-Chlorotoluene	ug/L	50	47.3	95	60-140	
Benzene	ug/L	50	50.4	101	60-140	
Bromobenzene	ug/L	50	48.5	97	60-140	
Bromochloromethane	ug/L	50	53.3	107	60-140	
Bromodichloromethane	ug/L	50	48.2	96	60-140	
Bromoform	ug/L	50	57.2	114	60-140	
Bromomethane	ug/L	50	49.7	99	60-140	
Carbon tetrachloride	ug/L	50	51.8	104	60-140	
Chlorobenzene	ug/L	50	48.8	98	60-140	
Chloroethane	ug/L	50	45.1	90	60-140	
Chloroform	ug/L	50	51.0	102	60-140	
Chloromethane	ug/L	50	40.2	80	60-140	
cis-1,2-Dichloroethene	ug/L	50	50.6	101	60-140	
cis-1,3-Dichloropropene	ug/L	50	55.9	112	60-140	
Dibromochloromethane	ug/L	50	53.5	107	60-140	
Dibromomethane	ug/L	50	52.2	104	60-140	
Dichlorodifluoromethane	ug/L	50	40.7	81	60-140	
Diisopropyl ether	ug/L	50	49.5	99	60-140	
Ethylbenzene	ug/L	50	47.9	96	60-140	
Hexachloro-1,3-butadiene	ug/L	50	45.5	91	60-140	
Isopropylbenzene (Cumene)	ug/L	50	48.9	98	60-140	
m&p-Xylene	ug/L	100	96.0	96	60-140	
Methyl-tert-butyl ether	ug/L	50	52.2	104	60-140	
Methylene Chloride	ug/L	50	50.7	101	60-140	
n-Butylbenzene	ug/L	50	46.1	92	60-140	
n-Propylbenzene	ug/L	50	45.0	90	60-140	
Naphthalene	ug/L	50	49.9	100	60-140	
o-Xylene	ug/L	50	48.8	98	60-140	
sec-Butylbenzene	ug/L	50	46.7	93	60-140	
Styrene	ug/L	50	51.3	103	60-140	
tert-Butylbenzene	ug/L	50	38.6	77	60-140	
Tetrachloroethene	ug/L	50	49.9	100	60-140	
Toluene	ug/L	50	46.8	94	60-140	
trans-1,2-Dichloroethene	ug/L	50	53.2	106	60-140	
trans-1,3-Dichloropropene	ug/L	50	54.4	109	60-140	
Trichloroethene	ug/L	50	53.1	106	60-140	
Trichlorofluoromethane	ug/L	50	42.0	84	60-140	
Vinyl chloride	ug/L	50	43.1	86	60-140	
1,2-Dichloroethane-d4 (S)	%			96	70-130	
4-Bromofluorobenzene (S)	%			103	70-130	
Toluene-d8 (S)	%			99	70-130	

Results presented on this page are in the units indicated by the "Units" column except where an alternate unit is presented to the right of the result.

REPORT OF LABORATORY ANALYSIS

This report shall not be reproduced, except in full,
without the written consent of Pace Analytical Services, LLC.

Pace Analytical Services, LLC
9800 Kincey Ave. Suite 100
Huntersville, NC 28078
(704)875-9092

QUALITY CONTROL DATA

Project: 2020-L1-2448 Incident
Pace Project No.: 92498133

MATRIX SPIKE & MATRIX SPIKE DUPLICATE: 3020100 3020101

Parameter	Units	92497365003 Result	MS Spike Conc.	MSD Spike Conc.	MS Result	MSD Result	MS % Rec	MSD % Rec	% Rec Limits	RPD	Qual
1,1,1,2-Tetrachloroethane	ug/L	ND	200	200	211	193	105	97	60-140	9	
1,1,1-Trichloroethane	ug/L	ND	200	200	237	219	119	110	60-140	8	
1,1,2,2-Tetrachloroethane	ug/L	ND	200	200	218	210	109	105	60-140	4	
1,1,2-Trichloroethane	ug/L	ND	200	200	217	201	109	101	60-140	8	
1,1-Dichloroethane	ug/L	ND	200	200	230	214	115	107	60-140	7	
1,1-Dichloroethene	ug/L	ND	200	200	256	234	128	117	60-140	9	
1,1-Dichloropropene	ug/L	ND	200	200	242	221	121	111	60-140	9	
1,2,3-Trichlorobenzene	ug/L	ND	200	200	169	175	84	87	60-140	3	
1,2,3-Trichloropropane	ug/L	ND	200	200	213	203	106	102	60-140	5	
1,2,4-Trichlorobenzene	ug/L	ND	200	200	167	165	83	82	60-140	1	
1,2,4-Trimethylbenzene	ug/L	24.6	200	200	185	173	80	74	60-140	6	
1,2-Dibromo-3-chloropropane	ug/L	ND	200	200	219	218	110	109	60-140	1	
1,2-Dibromoethane (EDB)	ug/L	ND	200	200	223	211	111	106	60-140	5	
1,2-Dichlorobenzene	ug/L	ND	200	200	192	177	96	89	60-140	8	
1,2-Dichloroethane	ug/L	ND	200	200	213	194	107	97	60-140	9	
1,2-Dichloropropane	ug/L	ND	200	200	234	212	117	106	60-140	10	
1,3,5-Trimethylbenzene	ug/L	ND	200	200	187	177	94	89	60-140	6	
1,3-Dichlorobenzene	ug/L	ND	200	200	186	175	93	87	60-140	6	
1,3-Dichloropropane	ug/L	ND	200	200	224	207	112	103	60-140	8	
1,4-Dichlorobenzene	ug/L	ND	200	200	186	182	93	91	60-140	3	
2,2-Dichloropropane	ug/L	ND	200	200	209	192	104	96	60-140	8	
2-Chlorotoluene	ug/L	ND	200	200	185	175	92	88	60-140	5	
4-Chlorotoluene	ug/L	ND	200	200	191	174	96	87	60-140	10	
Benzene	ug/L	6.7	200	200	234	213	114	103	60-140	9	
Bromobenzene	ug/L	ND	200	200	197	190	98	95	60-140	3	
Bromochloromethane	ug/L	ND	200	200	243	223	121	112	60-140	8	
Bromodichloromethane	ug/L	ND	200	200	206	190	103	95	60-140	8	
Bromoform	ug/L	ND	200	200	218	207	109	103	60-140	5	
Bromomethane	ug/L	ND	200	200	137	158	68	79	60-140	14	
Carbon tetrachloride	ug/L	ND	200	200	235	214	117	107	60-140	9	
Chlorobenzene	ug/L	ND	200	200	209	193	104	96	60-140	8	
Chloroethane	ug/L	ND	200	200	218	197	109	98	60-140	10	
Chloroform	ug/L	ND	200	200	233	210	117	105	60-140	10	
Chloromethane	ug/L	ND	200	200	181	172	90	86	60-140	5	
cis-1,2-Dichloroethene	ug/L	ND	200	200	229	212	114	106	60-140	8	
cis-1,3-Dichloropropene	ug/L	ND	200	200	230	209	115	105	60-140	10	
Dibromochloromethane	ug/L	ND	200	200	215	205	108	102	60-140	5	
Dibromomethane	ug/L	ND	200	200	240	210	120	105	60-140	13	
Dichlorodifluoromethane	ug/L	ND	200	200	198	182	99	91	60-140	9	
Diisopropyl ether	ug/L	35.1	200	200	257	234	111	99	60-140	10	
Ethylbenzene	ug/L	6.2	200	200	210	193	102	93	60-140	9	
Hexachloro-1,3-butadiene	ug/L	ND	200	200	167	156	83	78	60-140	7	
Isopropylbenzene (Cumene)	ug/L	7.8	200	200	206	190	99	91	60-140	8	
m&p-Xylene	ug/L	ND	400	400	409	382	102	96	60-140	7	
Methyl-tert-butyl ether	ug/L	5.8	200	200	237	216	115	105	60-140	9	
Methylene Chloride	ug/L	ND	200	200	233	216	116	108	60-140	7	

Results presented on this page are in the units indicated by the "Units" column except where an alternate unit is presented to the right of the result.

REPORT OF LABORATORY ANALYSIS

This report shall not be reproduced, except in full,
without the written consent of Pace Analytical Services, LLC.

Pace Analytical Services, LLC
9800 Kincey Ave. Suite 100
Huntersville, NC 28078
(704)875-9092

QUALITY CONTROL DATA

Project: 2020-L1-2448 Incident
Pace Project No.: 92498133

MATRIX SPIKE & MATRIX SPIKE DUPLICATE: 3020100 3020101

Parameter	Units	92497365003 Result	MS Spike Conc.	MSD Spike Conc.	MS Result	MSD Result	MS % Rec	MSD % Rec	% Rec Limits	RPD	Qual
n-Butylbenzene	ug/L	ND	200	200	171	166	85	83	60-140	3	
n-Propylbenzene	ug/L	16.7	200	200	198	191	91	87	60-140	4	
Naphthalene	ug/L	44.4	200	200	214	212	85	84	60-140	1	
o-Xylene	ug/L	ND	200	200	202	187	101	94	60-140	7	
sec-Butylbenzene	ug/L	ND	200	200	184	181	92	90	60-140	2	
Styrene	ug/L	ND	200	200	213	195	106	98	60-140	9	
tert-Butylbenzene	ug/L	ND	200	200	154	152	77	76	60-140	1	
Tetrachloroethene	ug/L	ND	200	200	218	204	109	102	60-140	6	
Toluene	ug/L	ND	200	200	214	193	107	97	60-140	10	
trans-1,2-Dichloroethene	ug/L	ND	200	200	240	217	120	108	60-140	10	
trans-1,3-Dichloropropene	ug/L	ND	200	200	216	200	108	100	60-140	8	
Trichloroethene	ug/L	ND	200	200	239	217	119	109	60-140	9	
Trichlorofluoromethane	ug/L	ND	200	200	206	188	103	94	60-140	9	
Vinyl chloride	ug/L	ND	200	200	203	188	101	94	60-140	8	
1,2-Dichloroethane-d4 (S)	%						105	105	70-130		
4-Bromofluorobenzene (S)	%						101	100	70-130		
Toluene-d8 (S)	%						101	100	70-130		

Results presented on this page are in the units indicated by the "Units" column except where an alternate unit is presented to the right of the result.

REPORT OF LABORATORY ANALYSIS

This report shall not be reproduced, except in full,
without the written consent of Pace Analytical Services, LLC.

Pace Analytical Services, LLC
9800 Kincey Ave. Suite 100
Huntersville, NC 28078
(704)875-9092

QUALIFIERS

Project: 2020-L1-2448 Incident
Pace Project No.: 92498133

DEFINITIONS

DF - Dilution Factor, if reported, represents the factor applied to the reported data due to dilution of the sample aliquot.

ND - Not Detected at or above adjusted reporting limit.

TNTC - Too Numerous To Count

J - Estimated concentration above the adjusted method detection limit and below the adjusted reporting limit.

MDL - Adjusted Method Detection Limit.

PQL - Practical Quantitation Limit.

RL - Reporting Limit - The lowest concentration value that meets project requirements for quantitative data with known precision and bias for a specific analyte in a specific matrix.

S - Surrogate

1,2-Diphenylhydrazine decomposes to and cannot be separated from Azobenzene using Method 8270. The result for each analyte is a combined concentration.

Consistent with EPA guidelines, unrounded data are displayed and have been used to calculate % recovery and RPD values.

LCS(D) - Laboratory Control Sample (Duplicate)

MS(D) - Matrix Spike (Duplicate)

DUP - Sample Duplicate

RPD - Relative Percent Difference

NC - Not Calculable.

SG - Silica Gel - Clean-Up

U - Indicates the compound was analyzed for, but not detected.

Acid preservation may not be appropriate for 2 Chloroethylvinyl ether.

A separate vial preserved to a pH of 4-5 is recommended in SW846 Chapter 4 for the analysis of Acrolein and Acrylonitrile by EPA Method 8260.

N-Nitrosodiphenylamine decomposes and cannot be separated from Diphenylamine using Method 8270. The result reported for each analyte is a combined concentration.

Pace Analytical is TNI accredited. Contact your Pace PM for the current list of accredited analytes.

TNI - The NELAC Institute.

This report shall not be reproduced, except in full,
without the written consent of Pace Analytical Services, LLC.

Pace Analytical Services, LLC
9800 Kincey Ave. Suite 100
Huntersville, NC 28078
(704)875-9092

QUALITY CONTROL DATA CROSS REFERENCE TABLE

Project: 2020-L1-2448 Incident
Pace Project No.: 92498133

Lab ID	Sample ID	QC Batch Method	QC Batch	Analytical Method	Analytical Batch
92498133001	**14015_AC_RD_20200930**	MADEPV	1551782	MADEP VPH	1551782
92498133001	**14015_AC_RD_20200930**	EPA 3010A	570156	EPA 6010D	570171
92498133001	**14015_AC_RD_20200930**	SM 6200B	570101		

This report shall not be reproduced, except in full,
without the written consent of Pace Analytical Services, LLC.

Pace Analytical

CHAIN-OF-CUSTODY Analytical Request Document

Chain-of-Custody is a LEGAL DOCUMENT - Complete all relevent fields

LAB USE O

WO# : 92498133

92498133

ber or

Container

Company: Apex Companies	Billing Information:
Address:	
Report To: Andrew Street	Email To: Andrew.Street@apexcos.com
Copy To:	Site Collection Info/Address: 14015 Asbury Chapel Road
Customer Project Name/Number: 2020-L1-2448 Incident	State: NC County/City: Huntersville Time Zone Collected: [ ] PT [ ] MT [ ] CT [ ] ET
Phone: Email:	Site/Facility ID #: Compliance Monitoring? [ ] Yes [ ] No
Collected By (print): Naomi Fretz	Purchase Order #: Quote #: DW PWS ID #: DW Location Code:
Collected By (signature): Naomi Fretz	Turnaround Date Required: ASAP Immediately Packed on Ice: [ ] Yes [ ] No
Sample Disposal: [ ] Dispose as appropriate [ ] Return [ ] Archive: ____ [ ] Hold: ____	Rush: [ ] Same Day [ ] Next Day [ ] 2 Day [ ] 3 Day [ ] 4 Day [ ] 5 Day (Expedite Charges Apply) Field Filtered (if applicable): [ ] Yes [ ] No Analysis: ____

** Preservative Types: (1) nitric acid, (2) sulfuric acid, (3) hydrochloric acid, (4) sodium hydroxide, (5) zinc acetate, (6) methanol, (7) sodium bisulfate, (8) sodium thiosulfate, (9) hexane, (A) ascorbic acid, (B) ammonium sulfate, (C) ammonium hydroxide, (D) TSP, (U) Unpreserved, (O) Other ____

* Matrix Codes (Insert in Matrix box below): Drinking Water (DW), Ground Water (GW), Wastewater (WW), Product (P), Soil/Solid (SL), Oil (OL), Wipe (WP), Air (AR), Tissue (TS), Bioassay (B), Vapor (V), Other (OT)

Analyses

Customer Sample ID	Matrix *	Comp / Grab	Collected (or Composite Start) Date	Collected (or Composite Start) Time	Composite End Date	Composite End Time	Res Cl	# of Ctns	VOCs 6200 B	MADEP VPH	Lead
14015 AC RD 20200930	DW	G	9/30/20	1450				8	X	X	X

Lab Profile/Line:

Lab Sample Receipt Checklist:

Custody Seals Present/Intact	Y N NA
Custody Signatures Present	Y N NA
Collector Signature Present	Y N NA
Bottles Intact	Y N NA
Correct Bottles	Y N NA
Sufficient Volume	Y N NA
Samples Received on Ice	Y N NA
VOA - Headspace Acceptable	Y N NA
USDA Regulated Soils	Y N NA
Samples in Holding Time	Y N NA
Residual Chlorine Present	Y N NA
Cl Strips: ____	
Sample pH Acceptable	Y N NA
pH Strips: ____	
Sulfide Present	Y N NA
Lead Acetate Strips: ____	

LAB USE ONLY:
Lab Sample # / Comments:
92498133
@ 9

Customer Remarks / Special Conditions / Possible Hazards:

Type of Ice Used: Wet Blue Dry None

Packing Material Used:

Radchem sample(s) screened (<500 cpm): Y N NA

SHORT HOLDS PRESENT (<72 hours): Y N N/A

Lab Tracking #: 2528767

Samples received via: FEDEX UPS Client Courier Pace Courier

Lab Sample Temperature Info:
Temp Blank Received: Y N NA
Therm ID#: 929061
Cooler 1 Temp Upon Receipt: 2.4 oC
Cooler 1 Therm Corr. Factor: 0 oC
Cooler 1 Corrected Temp: 2.4 oC
Comments:

Relinquished by/Company: (Signature)	Date/Time:	Received by/Company: (Signature)	Date/Time:
Naomi Fretz / Apex	9/30/20 1610	MD Pace HR 9-30-20	1610
Relinquished by/Company: (Signature)	Date/Time:	Received by/Company: (Signature)	Date/Time:
Relinquished by/Company: (Signature)	Date/Time:	Received by/Company: (Signature)	Date/Time:

MTJL LAB USE ONLY
Table #:
Acctnum:
Template:
Prelogin:
PM:
PB:

Trip Blank Received: Y N NA
HCL MeOH TSP Other

Non Conformance(s): YES / NO

Page: ____ of: ____

Pace Analytical Services, LLC
9800 Kincey Ave. Suite 100
Huntersville, NC 28078
(704)875-9092

October 07, 2020

Andrew Street
Apex Companies - NC
5900 Northwoods Business Pkwy
Suite 5900-0
Charlotte, NC 28269

RE: Project: 2020-L1-2448
Pace Project No.: 92498532

Dear Andrew Street:

Enclosed are the analytical results for sample(s) received by the laboratory on October 02, 2020. The results relate only to the samples included in this report. Results reported herein conform to the applicable TNI/NELAC Standards and the laboratory's Quality Manual, where applicable, unless otherwise noted in the body of the report.

The test results provided in this final report were generated by each of the following laboratories within the Pace Network:

- Pace National - Mt. Juliet
- Pace Analytical Services - Asheville
- Pace Analytical Services - Charlotte

If you have any questions concerning this report, please feel free to contact me.

Sincerely,

Angela M. Baioni

Angela Baioni
angela.baioni@pacelabs.com
(704)875-9092
Project Manager

Enclosures

cc: J Culbreath, Colonial Pipeline Company
Robert Hughes, Colonial Pipeline
Margaret King, APEX Companies, LLC
Emily Little, Apex Companies
Jeff Morrison, Colonial Pipeline Company
Tom Naumann, APEX Companies - NC
Joe Nicolette, Montrose-EPS
Christopher Schultz, Apex Companies
Alex Testoff, Montrose-EPS
Michael Verdon, Colonial Pipeline Company
JM Wyatt, Colonial Pipeline Company

This report shall not be reproduced, except in full,
without the written consent of Pace Analytical Services, LLC.

Pace Analytical Services, LLC
9800 Kincey Ave. Suite 100
Huntersville, NC 28078
(704)875-9092

CERTIFICATIONS

Project: 2020-L1-2448
Pace Project No.: 92498532

Pace Analytical Services National

12065 Lebanon Road, Mt. Juliet, TN 37122
Alabama Certification #: 40660
Alaska Certification 17-026
Arizona Certification #: AZ0612
Arkansas Certification #: 88-0469
California Certification #: 2932
Canada Certification #: 1461.01
Colorado Certification #: TN00003
Connecticut Certification #: PH-0197
DOD Certification: #1461.01
EPA# TN00003
Florida Certification #: E87487
Georgia DW Certification #: 923
Georgia Certification: NELAP
Idaho Certification #: TN00003
Illinois Certification #: 200008
Indiana Certification #: C-TN-01
Iowa Certification #: 364
Kansas Certification #: E-10277
Kentucky UST Certification #: 16
Kentucky Certification #: 90010
Louisiana Certification #: AI30792
Louisiana DW Certification #: LA180010
Maine Certification #: TN0002
Maryland Certification #: 324
Massachusetts Certification #: M-TN003
Michigan Certification #: 9958
Minnesota Certification #: 047-999-395
Mississippi Certification #: TN00003
Missouri Certification #: 340
Montana Certification #: CERT0086
Nebraska Certification #: NE-OS-15-05
Nevada Certification #: TN-03-2002-34
New Hampshire Certification #: 2975
New Jersey Certification #: TN002
New Mexico DW Certification
New York Certification #: 11742
North Carolina Aquatic Toxicity Certification #: 41
North Carolina Drinking Water Certification #: 21704
North Carolina Environmental Certificate #: 375
North Dakota Certification #: R-140
Ohio VAP Certification #: CL0069
Oklahoma Certification #: 9915
Oregon Certification #: TN200002
Pennsylvania Certification #: 68-02979
Rhode Island Certification #: LAO00356
South Carolina Certification #: 84004
South Dakota Certification
Tennessee DW/Chem/Micro Certification #: 2006
Texas Certification #: T 104704245-17-14
Texas Mold Certification #: LAB0152
USDA Soil Permit #: P330-15-00234
Utah Certification #: TN00003
Virginia Certification #: VT2006
Vermont Dept. of Health: ID# VT-2006
Virginia Certification #: 460132
Washington Certification #: C847
West Virginia Certification #: 233
Wisconsin Certification #: 998093910
Wyoming UST Certification #: via A2LA 2926.01
A2LA-ISO 17025 Certification #: 1461.01
A2LA-ISO 17025 Certification #: 1461.02
AIHA-LAP/LLC EMLAP Certification #:100789

Pace Analytical Services Charlotte

9800 Kincey Ave. Ste 100, Huntersville, NC 28078
Louisiana/NELAP Certification # LA170028
North Carolina Drinking Water Certification #: 37706
North Carolina Field Services Certification #: 5342
North Carolina Wastewater Certification #: 12
South Carolina Certification #: 99006001
Florida/NELAP Certification #: E87627
Kentucky UST Certification #: 84
Virginia/VELAP Certification #: 460221

Pace Analytical Services Asheville

2225 Riverside Drive, Asheville, NC 28804
Florida/NELAP Certification #: E87648
Massachusetts Certification #: M-NC030
North Carolina Drinking Water Certification #: 37712
North Carolina Wastewater Certification #: 40
South Carolina Certification #: 99030001
Virginia/VELAP Certification #: 460222

REPORT OF LABORATORY ANALYSIS

This report shall not be reproduced, except in full,
without the written consent of Pace Analytical Services, LLC.

Pace Analytical Services, LLC
9800 Kincey Ave. Suite 100
Huntersville, NC 28078
(704)875-9092

SAMPLE ANALYTE COUNT

Project: 2020-L1-2448
Pace Project No.: 92498532

Lab ID	Sample ID	Method	Analysts	Analytes Reported	Laboratory
92498532001	**13945_AC_RD**	MADEP VPH	DWR	6	PAN
		EPA 6010D	SH1	1	PASI-A
		SM 6200B	SAS	63	PASI-C

PAN = Pace National - Mt. Juliet
PASI-A = Pace Analytical Services - Asheville
PASI-C = Pace Analytical Services - Charlotte

This report shall not be reproduced, except in full,
without the written consent of Pace Analytical Services, LLC.

Pace Analytical Services, LLC
9800 Kincey Ave. Suite 100
Huntersville, NC 28078
(704)875-9092

ANALYTICAL RESULTS

Project: 2020-L1-2448
Pace Project No.: 92498532

Sample: 13945_AC_RD **Lab ID: 92498532001** Collected: 10/01/20 15:35 Received: 10/02/20 13:05 Matrix: Water

Parameters	Results	Units	Report Limit	DF	Prepared	Analyzed	CAS No.	Qual
MADEPV	Analytical Method: MADEP VPH Preparation Method: MADEPV Pace National - Mt. Juliet							
Aliphatic (C05-C08)	ND	ug/L	100	1	10/06/20 02:12	10/06/20 02:12		
Aliphatic (C09-C12)	ND	ug/L	100	1	10/06/20 02:12	10/06/20 02:12		
Aromatic (C09-C10),Unadjusted	ND	ug/L	100	1	10/06/20 02:12	10/06/20 02:12	TPHC9C10A	
Total VPH	ND	ug/L	100	1	10/06/20 02:12	10/06/20 02:12	VPH	
Surrogates								
2,5-Dibromotoluene (FID)	99.9	%	70.0-130	1	10/06/20 02:12	10/06/20 02:12	615-59-8FID	
2,5-Dibromotoluene (PID)	84.8	%	70.0-130	1	10/06/20 02:12	10/06/20 02:12	615-59-8PID	
6010 MET ICP	Analytical Method: EPA 6010D Preparation Method: EPA 3010A Pace Analytical Services - Asheville							
Lead	ND	ug/L	5.0	1	10/03/20 00:46	10/03/20 11:58	7439-92-1	
6200B MSV	Analytical Method: SM 6200B Pace Analytical Services - Charlotte							
Benzene	ND	ug/L	0.50	1		10/02/20 17:26	71-43-2	
Bromobenzene	ND	ug/L	0.50	1		10/02/20 17:26	108-86-1	
Bromochloromethane	ND	ug/L	0.50	1		10/02/20 17:26	74-97-5	
Bromodichloromethane	ND	ug/L	0.50	1		10/02/20 17:26	75-27-4	
Bromoform	ND	ug/L	0.50	1		10/02/20 17:26	75-25-2	
Bromomethane	ND	ug/L	5.0	1		10/02/20 17:26	74-83-9	
n-Butylbenzene	ND	ug/L	0.50	1		10/02/20 17:26	104-51-8	
sec-Butylbenzene	ND	ug/L	0.50	1		10/02/20 17:26	135-98-8	
tert-Butylbenzene	ND	ug/L	0.50	1		10/02/20 17:26	98-06-6	
Carbon tetrachloride	ND	ug/L	0.50	1		10/02/20 17:26	56-23-5	
Chlorobenzene	ND	ug/L	0.50	1		10/02/20 17:26	108-90-7	
Chloroethane	ND	ug/L	1.0	1		10/02/20 17:26	75-00-3	
Chloroform	ND	ug/L	0.50	1		10/02/20 17:26	67-66-3	
Chloromethane	ND	ug/L	1.0	1		10/02/20 17:26	74-87-3	
2-Chlorotoluene	ND	ug/L	0.50	1		10/02/20 17:26	95-49-8	
4-Chlorotoluene	ND	ug/L	0.50	1		10/02/20 17:26	106-43-4	
1,2-Dibromo-3-chloropropane	ND	ug/L	1.0	1		10/02/20 17:26	96-12-8	
Dibromochloromethane	ND	ug/L	0.50	1		10/02/20 17:26	124-48-1	
1,2-Dibromoethane (EDB)	ND	ug/L	0.50	1		10/02/20 17:26	106-93-4	
Dibromomethane	ND	ug/L	0.50	1		10/02/20 17:26	74-95-3	
1,2-Dichlorobenzene	ND	ug/L	0.50	1		10/02/20 17:26	95-50-1	
1,3-Dichlorobenzene	ND	ug/L	0.50	1		10/02/20 17:26	541-73-1	
1,4-Dichlorobenzene	ND	ug/L	0.50	1		10/02/20 17:26	106-46-7	
Dichlorodifluoromethane	ND	ug/L	0.50	1		10/02/20 17:26	75-71-8	
1,1-Dichloroethane	ND	ug/L	0.50	1		10/02/20 17:26	75-34-3	
1,2-Dichloroethane	ND	ug/L	0.50	1		10/02/20 17:26	107-06-2	
1,1-Dichloroethene	ND	ug/L	0.50	1		10/02/20 17:26	75-35-4	
cis-1,2-Dichloroethene	ND	ug/L	0.50	1		10/02/20 17:26	156-59-2	
trans-1,2-Dichloroethene	ND	ug/L	0.50	1		10/02/20 17:26	156-60-5	
1,2-Dichloropropane	ND	ug/L	0.50	1		10/02/20 17:26	78-87-5	
1,3-Dichloropropane	ND	ug/L	0.50	1		10/02/20 17:26	142-28-9	
2,2-Dichloropropane	ND	ug/L	0.50	1		10/02/20 17:26	594-20-7	

REPORT OF LABORATORY ANALYSIS

This report shall not be reproduced, except in full,
without the written consent of Pace Analytical Services, LLC.

Pace Analytical Services, LLC
9800 Kincey Ave. Suite 100
Huntersville, NC 28078
(704)875-9092

ANALYTICAL RESULTS

Project: 2020-L1-2448
Pace Project No.: 92498532

Sample: 13945_AC_RD **Lab ID: 92498532001** Collected: 10/01/20 15:35 Received: 10/02/20 13:05 Matrix: Water

Parameters	Results	Units	Report Limit	DF	Prepared	Analyzed	CAS No.	Qual
6200B MSV	Analytical Method: SM 6200B Pace Analytical Services - Charlotte							
1,1-Dichloropropene	ND	ug/L	0.50	1		10/02/20 17:26	563-58-6	
cis-1,3-Dichloropropene	ND	ug/L	0.50	1		10/02/20 17:26	10061-01-5	
trans-1,3-Dichloropropene	ND	ug/L	0.50	1		10/02/20 17:26	10061-02-6	
Diisopropyl ether	ND	ug/L	0.50	1		10/02/20 17:26	108-20-3	
Ethylbenzene	ND	ug/L	0.50	1		10/02/20 17:26	100-41-4	
Hexachloro-1,3-butadiene	ND	ug/L	2.0	1		10/02/20 17:26	87-68-3	
Isopropylbenzene (Cumene)	ND	ug/L	0.50	1		10/02/20 17:26	98-82-8	
Methylene Chloride	ND	ug/L	2.0	1		10/02/20 17:26	75-09-2	
Methyl-tert-butyl ether	ND	ug/L	0.50	1		10/02/20 17:26	1634-04-4	
Naphthalene	ND	ug/L	2.0	1		10/02/20 17:26	91-20-3	
n-Propylbenzene	ND	ug/L	0.50	1		10/02/20 17:26	103-65-1	
Styrene	ND	ug/L	0.50	1		10/02/20 17:26	100-42-5	
1,1,1,2-Tetrachloroethane	ND	ug/L	0.50	1		10/02/20 17:26	630-20-6	
1,1,2,2-Tetrachloroethane	ND	ug/L	0.50	1		10/02/20 17:26	79-34-5	
Tetrachloroethene	ND	ug/L	0.50	1		10/02/20 17:26	127-18-4	
Toluene	ND	ug/L	0.50	1		10/02/20 17:26	108-88-3	
1,2,3-Trichlorobenzene	ND	ug/L	2.0	1		10/02/20 17:26	87-61-6	
1,2,4-Trichlorobenzene	ND	ug/L	2.0	1		10/02/20 17:26	120-82-1	
1,1,1-Trichloroethane	ND	ug/L	0.50	1		10/02/20 17:26	71-55-6	
1,1,2-Trichloroethane	ND	ug/L	0.50	1		10/02/20 17:26	79-00-5	
Trichloroethene	ND	ug/L	0.50	1		10/02/20 17:26	79-01-6	
Trichlorofluoromethane	ND	ug/L	1.0	1		10/02/20 17:26	75-69-4	
1,2,3-Trichloropropane	ND	ug/L	0.50	1		10/02/20 17:26	96-18-4	
1,2,4-Trimethylbenzene	ND	ug/L	0.50	1		10/02/20 17:26	95-63-6	
1,3,5-Trimethylbenzene	ND	ug/L	0.50	1		10/02/20 17:26	108-67-8	
Vinyl chloride	ND	ug/L	1.0	1		10/02/20 17:26	75-01-4	
m&p-Xylene	ND	ug/L	1.0	1		10/02/20 17:26	179601-23-1	
o-Xylene	ND	ug/L	0.50	1		10/02/20 17:26	95-47-6	
Surrogates								
1,2-Dichloroethane-d4 (S)	111	%	70-130	1		10/02/20 17:26	17060-07-0	
4-Bromofluorobenzene (S)	101	%	70-130	1		10/02/20 17:26	460-00-4	
Toluene-d8 (S)	104	%	70-130	1		10/02/20 17:26	2037-26-5	

REPORT OF LABORATORY ANALYSIS

This report shall not be reproduced, except in full,
without the written consent of Pace Analytical Services, LLC.

Pace Analytical Services, LLC
9800 Kincey Ave. Suite 100
Huntersville, NC 28078
(704)875-9092

QUALITY CONTROL DATA

Project: 2020-L1-2448
Pace Project No.: 92498532

QC Batch: 1554323
QC Batch Method: MADEPV
Analysis Method: MADEP VPH
Analysis Description: MADEPV
Laboratory: Pace National - Mt. Juliet

Associated Lab Samples: 92498532001

METHOD BLANK: R3578902-3 Matrix: Water
Associated Lab Samples: 92498532001

Parameter	Units	Blank Result	Reporting Limit	Analyzed	Qualifiers
Aliphatic (C05-C08)	ug/L	ND	100	10/05/20 17:02	
Aliphatic (C09-C12)	ug/L	ND	100	10/05/20 17:02	
Aromatic (C09-C10),Unadjusted	ug/L	ND	100	10/05/20 17:02	
Total VPH	ug/L	ND	100	10/05/20 17:02	
2,5-Dibromotoluene (FID)	%	86.6	70.0-130	10/05/20 17:02	
2,5-Dibromotoluene (PID)	%	75.8	70.0-130	10/05/20 17:02	

LABORATORY CONTROL SAMPLE & LCSD: R3578902-1 R3578902-2

Parameter	Units	Spike Conc.	LCS Result	LCSD Result	LCS % Rec	LCSD % Rec	% Rec Limits	RPD	Max RPD	Qualifiers
Aliphatic (C05-C08)	ug/L	1200	1380	1340	115	112	70.0-130	2.94	25	
Aliphatic (C09-C12)	ug/L	1400	1650	1650	118	118	70.0-130	0.00	25	
Aromatic (C09-C10),Unadjusted	ug/L	200	221	172	111	86.0	70.0-130	24.9	25	
Total VPH	ug/L	2800	3250	3160	116	113	70.0-130	2.81	25	
2,5-Dibromotoluene (FID)	%				94.1	95.2	70.0-130			
2,5-Dibromotoluene (PID)	%				84.8	83.4	70.0-130			

Results presented on this page are in the units indicated by the "Units" column except where an alternate unit is presented to the right of the result.

REPORT OF LABORATORY ANALYSIS

This report shall not be reproduced, except in full,
without the written consent of Pace Analytical Services, LLC.

Pace Analytical Services, LLC
9800 Kincey Ave. Suite 100
Huntersville, NC 28078
(704)875-9092

QUALITY CONTROL DATA

Project: 2020-L1-2448
Pace Project No.: 92498532

QC Batch: 570703
QC Batch Method: EPA 3010A
Analysis Method: EPA 6010D
Analysis Description: 6010 MET
Laboratory: Pace Analytical Services - Asheville
Associated Lab Samples: 92498532001

METHOD BLANK: 3023374 Matrix: Water
Associated Lab Samples: 92498532001

Parameter	Units	Blank Result	Reporting Limit	Analyzed	Qualifiers
Lead	ug/L	ND	5.0	10/03/20 11:52	

LABORATORY CONTROL SAMPLE: 3023375

Parameter	Units	Spike Conc.	LCS Result	LCS % Rec	% Rec Limits	Qualifiers
Lead	ug/L	500	491	98	80-120	

MATRIX SPIKE & MATRIX SPIKE DUPLICATE: 3023376 3023377

Parameter	Units	92498532001 Result	MS Spike Conc.	MSD Spike Conc.	MS Result	MSD Result	MS % Rec	MSD % Rec	% Rec Limits	RPD	Qual
Lead	ug/L	ND	500	500	507	499	101	99	75-125	2	

Results presented on this page are in the units indicated by the "Units" column except where an alternate unit is presented to the right of the result.

REPORT OF LABORATORY ANALYSIS

This report shall not be reproduced, except in full,
without the written consent of Pace Analytical Services, LLC.

Pace Analytical Services, LLC
9800 Kincey Ave. Suite 100
Huntersville, NC 28078
(704)875-9092

QUALITY CONTROL DATA

Project: 2020-L1-2448
Pace Project No.: 92498532

QC Batch: 570629
QC Batch Method: SM 6200B
Analysis Method: SM 6200B
Analysis Description: 6200B MSV
Laboratory: Pace Analytical Services - Charlotte

Associated Lab Samples: 92498532001

METHOD BLANK: 3022894 Matrix: Water
Associated Lab Samples: 92498532001

Parameter	Units	Blank Result	Reporting Limit	Analyzed	Qualifiers
1,1,1,2-Tetrachloroethane	ug/L	ND	0.50	10/02/20 11:20	
1,1,1-Trichloroethane	ug/L	ND	0.50	10/02/20 11:20	
1,1,2,2-Tetrachloroethane	ug/L	ND	0.50	10/02/20 11:20	
1,1,2-Trichloroethane	ug/L	ND	0.50	10/02/20 11:20	
1,1-Dichloroethane	ug/L	ND	0.50	10/02/20 11:20	
1,1-Dichloroethene	ug/L	ND	0.50	10/02/20 11:20	
1,1-Dichloropropene	ug/L	ND	0.50	10/02/20 11:20	
1,2,3-Trichlorobenzene	ug/L	ND	2.0	10/02/20 11:20	
1,2,3-Trichloropropane	ug/L	ND	0.50	10/02/20 11:20	
1,2,4-Trichlorobenzene	ug/L	ND	2.0	10/02/20 11:20	
1,2,4-Trimethylbenzene	ug/L	ND	0.50	10/02/20 11:20	
1,2-Dibromo-3-chloropropane	ug/L	ND	1.0	10/02/20 11:20	
1,2-Dibromoethane (EDB)	ug/L	ND	0.50	10/02/20 11:20	
1,2-Dichlorobenzene	ug/L	ND	0.50	10/02/20 11:20	
1,2-Dichloroethane	ug/L	ND	0.50	10/02/20 11:20	
1,2-Dichloropropane	ug/L	ND	0.50	10/02/20 11:20	
1,3,5-Trimethylbenzene	ug/L	ND	0.50	10/02/20 11:20	
1,3-Dichlorobenzene	ug/L	ND	0.50	10/02/20 11:20	
1,3-Dichloropropane	ug/L	ND	0.50	10/02/20 11:20	
1,4-Dichlorobenzene	ug/L	ND	0.50	10/02/20 11:20	
2,2-Dichloropropane	ug/L	ND	0.50	10/02/20 11:20	
2-Chlorotoluene	ug/L	ND	0.50	10/02/20 11:20	
4-Chlorotoluene	ug/L	ND	0.50	10/02/20 11:20	
Benzene	ug/L	ND	0.50	10/02/20 11:20	
Bromobenzene	ug/L	ND	0.50	10/02/20 11:20	
Bromochloromethane	ug/L	ND	0.50	10/02/20 11:20	
Bromodichloromethane	ug/L	ND	0.50	10/02/20 11:20	
Bromoform	ug/L	ND	0.50	10/02/20 11:20	
Bromomethane	ug/L	ND	5.0	10/02/20 11:20	
Carbon tetrachloride	ug/L	ND	0.50	10/02/20 11:20	
Chlorobenzene	ug/L	ND	0.50	10/02/20 11:20	
Chloroethane	ug/L	ND	1.0	10/02/20 11:20	
Chloroform	ug/L	ND	0.50	10/02/20 11:20	
Chloromethane	ug/L	ND	1.0	10/02/20 11:20	
cis-1,2-Dichloroethene	ug/L	ND	0.50	10/02/20 11:20	
cis-1,3-Dichloropropene	ug/L	ND	0.50	10/02/20 11:20	
Dibromochloromethane	ug/L	ND	0.50	10/02/20 11:20	
Dibromomethane	ug/L	ND	0.50	10/02/20 11:20	
Dichlorodifluoromethane	ug/L	ND	0.50	10/02/20 11:20	
Diisopropyl ether	ug/L	ND	0.50	10/02/20 11:20	

Results presented on this page are in the units indicated by the "Units" column except where an alternate unit is presented to the right of the result.

REPORT OF LABORATORY ANALYSIS

This report shall not be reproduced, except in full,
without the written consent of Pace Analytical Services, LLC.

Pace Analytical Services, LLC
9800 Kincey Ave. Suite 100
Huntersville, NC 28078
(704)875-9092

QUALITY CONTROL DATA

Project: 2020-L1-2448
Pace Project No.: 92498532

METHOD BLANK: 3022894 Matrix: Water
Associated Lab Samples: 92498532001

Parameter	Units	Blank Result	Reporting Limit	Analyzed	Qualifiers
Ethylbenzene	ug/L	ND	0.50	10/02/20 11:20	
Hexachloro-1,3-butadiene	ug/L	ND	2.0	10/02/20 11:20	
Isopropylbenzene (Cumene)	ug/L	ND	0.50	10/02/20 11:20	
m&p-Xylene	ug/L	ND	1.0	10/02/20 11:20	
Methyl-tert-butyl ether	ug/L	ND	0.50	10/02/20 11:20	
Methylene Chloride	ug/L	ND	2.0	10/02/20 11:20	
n-Butylbenzene	ug/L	ND	0.50	10/02/20 11:20	
n-Propylbenzene	ug/L	ND	0.50	10/02/20 11:20	
Naphthalene	ug/L	ND	2.0	10/02/20 11:20	
o-Xylene	ug/L	ND	0.50	10/02/20 11:20	
sec-Butylbenzene	ug/L	ND	0.50	10/02/20 11:20	
Styrene	ug/L	ND	0.50	10/02/20 11:20	
tert-Butylbenzene	ug/L	ND	0.50	10/02/20 11:20	
Tetrachloroethene	ug/L	ND	0.50	10/02/20 11:20	
Toluene	ug/L	ND	0.50	10/02/20 11:20	
trans-1,2-Dichloroethene	ug/L	ND	0.50	10/02/20 11:20	
trans-1,3-Dichloropropene	ug/L	ND	0.50	10/02/20 11:20	
Trichloroethene	ug/L	ND	0.50	10/02/20 11:20	
Trichlorofluoromethane	ug/L	ND	1.0	10/02/20 11:20	
Vinyl chloride	ug/L	ND	1.0	10/02/20 11:20	
1,2-Dichloroethane-d4 (S)	%	108	70-130	10/02/20 11:20	
4-Bromofluorobenzene (S)	%	102	70-130	10/02/20 11:20	
Toluene-d8 (S)	%	104	70-130	10/02/20 11:20	

LABORATORY CONTROL SAMPLE: 3022895

Parameter	Units	Spike Conc.	LCS Result	LCS % Rec	% Rec Limits	Qualifiers
1,1,1,2-Tetrachloroethane	ug/L	50	48.1	96	60-140	
1,1,1-Trichloroethane	ug/L	50	49.7	99	60-140	
1,1,2,2-Tetrachloroethane	ug/L	50	48.9	98	60-140	
1,1,2-Trichloroethane	ug/L	50	49.2	98	60-140	
1,1-Dichloroethane	ug/L	50	49.2	98	60-140	
1,1-Dichloroethene	ug/L	50	53.3	107	60-140	
1,1-Dichloropropene	ug/L	50	50.6	101	60-140	
1,2,3-Trichlorobenzene	ug/L	50	51.1	102	60-140	
1,2,3-Trichloropropane	ug/L	50	43.9	88	60-140	
1,2,4-Trichlorobenzene	ug/L	50	48.1	96	60-140	
1,2,4-Trimethylbenzene	ug/L	50	42.6	85	60-140	
1,2-Dibromo-3-chloropropane	ug/L	50	48.2	96	60-140	
1,2-Dibromoethane (EDB)	ug/L	50	49.3	99	60-140	
1,2-Dichlorobenzene	ug/L	50	44.5	89	60-140	
1,2-Dichloroethane	ug/L	50	45.7	91	60-140	
1,2-Dichloropropane	ug/L	50	49.9	100	60-140	
1,3,5-Trimethylbenzene	ug/L	50	43.2	86	60-140	

Results presented on this page are in the units indicated by the "Units" column except where an alternate unit is presented to the right of the result.

REPORT OF LABORATORY ANALYSIS

This report shall not be reproduced, except in full,
without the written consent of Pace Analytical Services, LLC.

Pace Analytical Services, LLC
9800 Kincey Ave. Suite 100
Huntersville, NC 28078
(704)875-9092

QUALITY CONTROL DATA

Project: 2020-L1-2448
Pace Project No.: 92498532

LABORATORY CONTROL SAMPLE: 3022895

Parameter	Units	Spike Conc.	LCS Result	LCS % Rec	% Rec Limits	Qualifiers
1,3-Dichlorobenzene	ug/L	50	43.7	87	60-140	
1,3-Dichloropropane	ug/L	50	49.2	98	60-140	
1,4-Dichlorobenzene	ug/L	50	44.3	89	60-140	
2,2-Dichloropropane	ug/L	50	49.5	99	60-140	
2-Chlorotoluene	ug/L	50	41.1	82	60-140	
4-Chlorotoluene	ug/L	50	43.3	87	60-140	
Benzene	ug/L	50	47.4	95	60-140	
Bromobenzene	ug/L	50	44.5	89	60-140	
Bromochloromethane	ug/L	50	50.2	100	60-140	
Bromodichloromethane	ug/L	50	46.1	92	60-140	
Bromoform	ug/L	50	53.4	107	60-140	
Bromomethane	ug/L	50	45.5	91	60-140	
Carbon tetrachloride	ug/L	50	50.0	100	60-140	
Chlorobenzene	ug/L	50	44.7	89	60-140	
Chloroethane	ug/L	50	41.9	84	60-140	
Chloroform	ug/L	50	47.6	95	60-140	
Chloromethane	ug/L	50	40.6	81	60-140	
cis-1,2-Dichloroethene	ug/L	50	48.8	98	60-140	
cis-1,3-Dichloropropene	ug/L	50	53.5	107	60-140	
Dibromochloromethane	ug/L	50	50.5	101	60-140	
Dibromomethane	ug/L	50	50.7	101	60-140	
Dichlorodifluoromethane	ug/L	50	44.7	89	60-140	
Diisopropyl ether	ug/L	50	49.5	99	60-140	
Ethylbenzene	ug/L	50	43.0	86	60-140	
Hexachloro-1,3-butadiene	ug/L	50	45.9	92	60-140	
Isopropylbenzene (Cumene)	ug/L	50	43.1	86	60-140	
m&p-Xylene	ug/L	100	86.3	86	60-140	
Methyl-tert-butyl ether	ug/L	50	52.6	105	60-140	
Methylene Chloride	ug/L	50	49.0	98	60-140	
n-Butylbenzene	ug/L	50	44.1	88	60-140	
n-Propylbenzene	ug/L	50	41.8	84	60-140	
Naphthalene	ug/L	50	47.5	95	60-140	
o-Xylene	ug/L	50	43.4	87	60-140	
sec-Butylbenzene	ug/L	50	44.5	89	60-140	
Styrene	ug/L	50	47.2	94	60-140	
tert-Butylbenzene	ug/L	50	36.6	73	60-140	
Tetrachloroethene	ug/L	50	44.4	89	60-140	
Toluene	ug/L	50	44.1	88	60-140	
trans-1,2-Dichloroethene	ug/L	50	50.7	101	60-140	
trans-1,3-Dichloropropene	ug/L	50	51.7	103	60-140	
Trichloroethene	ug/L	50	49.4	99	60-140	
Trichlorofluoromethane	ug/L	50	45.2	90	60-140	
Vinyl chloride	ug/L	50	43.1	86	60-140	
1,2-Dichloroethane-d4 (S)	%			105	70-130	
4-Bromofluorobenzene (S)	%			102	70-130	
Toluene-d8 (S)	%			101	70-130	

Results presented on this page are in the units indicated by the "Units" column except where an alternate unit is presented to the right of the result.

REPORT OF LABORATORY ANALYSIS

This report shall not be reproduced, except in full,
without the written consent of Pace Analytical Services, LLC.

Pace Analytical Services, LLC
9800 Kincey Ave. Suite 100
Huntersville, NC 28078
(704)875-9092

QUALITY CONTROL DATA

Project: 2020-L1-2448
Pace Project No.: 92498532

MATRIX SPIKE & MATRIX SPIKE DUPLICATE: 3022896 3022897

Parameter	Units	92496990001 Result	MS Spike Conc.	MSD Spike Conc.	MS Result	MSD Result	MS % Rec	MSD % Rec	% Rec Limits	RPD	Qual
1,1,1,2-Tetrachloroethane	ug/L	ND	25000	25000	22100	25600	89	102	60-140	14	
1,1,1-Trichloroethane	ug/L	ND	25000	25000	26000	29300	104	117	60-140	12	
1,1,2,2-Tetrachloroethane	ug/L	ND	25000	25000	22200	24600	89	98	60-140	10	
1,1,2-Trichloroethane	ug/L	ND	25000	25000	22500	25800	90	103	60-140	14	
1,1-Dichloroethane	ug/L	ND	25000	25000	24800	28200	99	113	60-140	13	
1,1-Dichloroethene	ug/L	ND	25000	25000	27200	29900	109	120	60-140	9	
1,1-Dichloropropene	ug/L	ND	25000	25000	26100	29400	105	117	60-140	12	
1,2,3-Trichlorobenzene	ug/L	ND	25000	25000	22500	27900	90	111	60-140	21	
1,2,3-Trichloropropane	ug/L	ND	25000	25000	20400	24100	81	96	60-140	17	
1,2,4-Trichlorobenzene	ug/L	ND	25000	25000	21700	27200	87	109	60-140	23	
1,2,4-Trimethylbenzene	ug/L	ND	25000	25000	19800	23400	79	94	60-140	17	
1,2-Dibromo-3-chloropropane	ug/L	ND	25000	25000	22200	23500	89	94	60-140	6	
1,2-Dibromoethane (EDB)	ug/L	ND	25000	25000	22800	24900	91	100	60-140	9	
1,2-Dichlorobenzene	ug/L	ND	25000	25000	20900	25000	84	100	60-140	18	
1,2-Dichloroethane	ug/L	ND	25000	25000	22900	26000	92	104	60-140	13	
1,2-Dichloropropane	ug/L	ND	25000	25000	24300	27400	97	109	60-140	12	
1,3,5-Trimethylbenzene	ug/L	ND	25000	25000	20400	24400	82	98	60-140	18	
1,3-Dichlorobenzene	ug/L	ND	25000	25000	20500	24400	82	98	60-140	17	
1,3-Dichloropropane	ug/L	ND	25000	25000	23000	25500	92	102	60-140	10	
1,4-Dichlorobenzene	ug/L	ND	25000	25000	21000	24200	84	97	60-140	14	
2,2-Dichloropropane	ug/L	ND	25000	25000	24100	27400	96	110	60-140	13	
2-Chlorotoluene	ug/L	ND	25000	25000	19700	24400	79	98	60-140	22	
4-Chlorotoluene	ug/L	ND	25000	25000	20300	23000	81	92	60-140	12	
Benzene	ug/L	ND	25000	25000	23100	26400	93	106	60-140	13	
Bromobenzene	ug/L	ND	25000	25000	20800	24200	83	97	60-140	15	
Bromochloromethane	ug/L	ND	25000	25000	25500	28600	102	114	60-140	11	
Bromodichloromethane	ug/L	ND	25000	25000	21700	24500	87	98	60-140	12	
Bromoform	ug/L	ND	25000	25000	23000	26100	92	105	60-140	13	
Bromomethane	ug/L	ND	25000	25000	21500	25300	86	101	60-140	16	
Carbon tetrachloride	ug/L	ND	25000	25000	25500	29200	102	117	60-140	14	
Chlorobenzene	ug/L	ND	25000	25000	22700	25400	91	102	60-140	11	
Chloroethane	ug/L	ND	25000	25000	23600	26600	94	106	60-140	12	
Chloroform	ug/L	ND	25000	25000	24800	26900	99	108	60-140	8	
Chloromethane	ug/L	ND	25000	25000	20900	23200	84	93	60-140	10	
cis-1,2-Dichloroethene	ug/L	ND	25000	25000	24400	28000	98	112	60-140	14	
cis-1,3-Dichloropropene	ug/L	ND	25000	25000	23600	27300	94	109	60-140	15	
Dibromochloromethane	ug/L	ND	25000	25000	22400	24900	89	100	60-140	11	
Dibromomethane	ug/L	ND	25000	25000	23900	27200	96	109	60-140	13	
Dichlorodifluoromethane	ug/L	ND	25000	25000	20900	23900	84	96	60-140	14	
Diisopropyl ether	ug/L	ND	25000	25000	23200	26300	93	105	60-140	13	
Ethylbenzene	ug/L	ND	25000	25000	21000	24500	84	98	60-140	15	
Hexachloro-1,3-butadiene	ug/L	ND	25000	25000	20900	26300	84	105	60-140	23	
Isopropylbenzene (Cumene)	ug/L	ND	25000	25000	21300	24700	85	99	60-140	15	
m&p-Xylene	ug/L	ND	50000	50000	41900	48900	84	98	60-140	15	
Methyl-tert-butyl ether	ug/L	ND	25000	25000	24600	27900	98	111	60-140	12	
Methylene Chloride	ug/L	ND	25000	25000	24500	27400	98	110	60-140	11	

Results presented on this page are in the units indicated by the "Units" column except where an alternate unit is presented to the right of the result.

REPORT OF LABORATORY ANALYSIS

This report shall not be reproduced, except in full,
without the written consent of Pace Analytical Services, LLC.

Pace Analytical Services, LLC
9800 Kincey Ave. Suite 100
Huntersville, NC 28078
(704)875-9092

QUALITY CONTROL DATA

Project: 2020-L1-2448
Pace Project No.: 92498532

MATRIX SPIKE & MATRIX SPIKE DUPLICATE: 3022896 3022897

Parameter	Units	92496990001 Result	MS Spike Conc.	MSD Spike Conc.	MS Result	MSD Result	MS % Rec	MSD % Rec	% Rec Limits	RPD	Qual
n-Butylbenzene	ug/L	ND	25000	25000	20800	24500	83	98	60-140	16	
n-Propylbenzene	ug/L	ND	25000	25000	20400	24100	82	96	60-140	17	
Naphthalene	ug/L	ND	25000	25000	22500	25500	84	96	60-140	12	
o-Xylene	ug/L	ND	25000	25000	21000	24500	84	98	60-140	15	
sec-Butylbenzene	ug/L	ND	25000	25000	21600	25000	86	100	60-140	15	
Styrene	ug/L	ND	25000	25000	22100	26000	88	104	60-140	16	
tert-Butylbenzene	ug/L	ND	25000	25000	17500	20600	70	82	60-140	16	
Tetrachloroethene	ug/L	ND	25000	25000	22900	25800	92	103	60-140	12	
Toluene	ug/L	198000	25000	25000	206000	241000	36	173	60-140	15	M1
trans-1,2-Dichloroethene	ug/L	ND	25000	25000	26300	29800	105	119	60-140	13	
trans-1,3-Dichloropropene	ug/L	ND	25000	25000	22600	26300	90	105	60-140	15	
Trichloroethene	ug/L	ND	25000	25000	23800	27300	95	109	60-140	14	
Trichlorofluoromethane	ug/L	ND	25000	25000	22200	27800	89	111	60-140	22	
Vinyl chloride	ug/L	ND	25000	25000	21900	25300	88	101	60-140	14	
1,2-Dichloroethane-d4 (S)	%						109	103	70-130		
4-Bromofluorobenzene (S)	%						103	102	70-130		
Toluene-d8 (S)	%						100	100	70-130		

Results presented on this page are in the units indicated by the "Units" column except where an alternate unit is presented to the right of the result.

REPORT OF LABORATORY ANALYSIS

This report shall not be reproduced, except in full,
without the written consent of Pace Analytical Services, LLC.

Pace Analytical Services, LLC
9800 Kincey Ave. Suite 100
Huntersville, NC 28078
(704)875-9092

QUALIFIERS

Project: 2020-L1-2448
Pace Project No.: 92498532

DEFINITIONS

DF - Dilution Factor, if reported, represents the factor applied to the reported data due to dilution of the sample aliquot.

ND - Not Detected at or above adjusted reporting limit.

TNTC - Too Numerous To Count

J - Estimated concentration above the adjusted method detection limit and below the adjusted reporting limit.

MDL - Adjusted Method Detection Limit.

PQL - Practical Quantitation Limit.

RL - Reporting Limit - The lowest concentration value that meets project requirements for quantitative data with known precision and bias for a specific analyte in a specific matrix.

S - Surrogate

1,2-Diphenylhydrazine decomposes to and cannot be separated from Azobenzene using Method 8270. The result for each analyte is a combined concentration.

Consistent with EPA guidelines, unrounded data are displayed and have been used to calculate % recovery and RPD values.

LCS(D) - Laboratory Control Sample (Duplicate)

MS(D) - Matrix Spike (Duplicate)

DUP - Sample Duplicate

RPD - Relative Percent Difference

NC - Not Calculable.

SG - Silica Gel - Clean-Up

U - Indicates the compound was analyzed for, but not detected.

Acid preservation may not be appropriate for 2 Chloroethylvinyl ether.

A separate vial preserved to a pH of 4-5 is recommended in SW846 Chapter 4 for the analysis of Acrolein and Acrylonitrile by EPA Method 8260.

N-Nitrosodiphenylamine decomposes and cannot be separated from Diphenylamine using Method 8270. The result reported for each analyte is a combined concentration.

Pace Analytical is TNI accredited. Contact your Pace PM for the current list of accredited analytes.

TNI - The NELAC Institute.

ANALYTE QUALIFIERS

M1 Matrix spike recovery exceeded QC limits. Batch accepted based on laboratory control sample (LCS) recovery.

This report shall not be reproduced, except in full,
without the written consent of Pace Analytical Services, LLC.

Pace Analytical Services, LLC
9800 Kincey Ave. Suite 100
Huntersville, NC 28078
(704)875-9092

QUALITY CONTROL DATA CROSS REFERENCE TABLE

Project: 2020-L1-2448
Pace Project No.: 92498532

Lab ID	Sample ID	QC Batch Method	QC Batch	Analytical Method	Analytical Batch
92498532001	**13945_AC_RD**	MADEPV	1554323	MADEP VPH	1554323
92498532001	**13945_AC_RD**	EPA 3010A	570703	EPA 6010D	570720
92498532001	**13945_AC_RD**	SM 6200B	570629		

This report shall not be reproduced, except in full,
without the written consent of Pace Analytical Services, LLC.

CHAIN-OF-CUSTODY Analytical Request Document

Pace Analytical®

Chain-of-Custody is a LEGAL DOCUMENT - Complete all relevent fields

WO# : 92498532

92498532

Company: Apex Companies	Billing Information:
Address:	
Report To: Andrew Street	Email To: Andrew Street / Emily Little
Copy To:	Site Collection Info/Address:
Customer Project Name/Number: 2020-LI-2448	State: NC / County/City: Huntersville Time Zone Collected: [ ] PT [ ] MT [ ] CT [✓] ET
Phone: Email:	Site/Facility ID #: Compliance Monitoring? [ ] Yes [ ] No
Collected By (print): Matthew Fraidi	Purchase Order #: Quote #: DW PWS ID #: DW Location Code:
Collected By (signature):	Turnaround Date Required: ASAP Immediately Packed on Ice: [✓] Yes [ ] No
Sample Disposal: [ ] Dispose as appropriate [ ] Return [ ] Archive: [ ] Hold:	Rush: [✓] Same Day [ ] Next Day [ ] 2 Day [ ] 3 Day [ ] 4 Day [ ] 5 Day (Expedite Charges Apply) Field Filtered (if applicable): [ ] Yes [ ] No Analysis:

* Matrix Codes (Insert in Matrix box below): Drinking Water (DW), Ground Water (GW), Wastewater (WW), Product (P), Soil/Solid (SL), Oil (OL), Wipe (WP), Air (AR), Tissue (TS), Bioassay (B), Vapor (V), Other (OT)

Customer Sample ID	Matrix *	Comp / Grab	Collected (or Composite Start) Date	Collected (or Composite Start) Time	Composite End Date	Composite End Time	Res Cl	# of Ctns	Analyses: SM 6200B VOCs	Lead	MADEP VPH	Lab Sample # / Comments
13945	DW	G	10/01	1535				8	X	X	X	92498532 COC

** Preservative Types: (1) nitric acid, (2) sulfuric acid, (3) hydrochloric acid, (4) sodium hydroxide, (5) zinc acetate, (6) methanol, (7) sodium bisulfate, (8) sodium thiosulfate, (9) hexane, (A) ascorbic acid, (B) ammonium sulfate, (C) ammonium hydroxide, (D) TSP, (U) Unpreserved, (O) Other _____

Container P

Lab Profile/Line:

Lab Sample Receipt Checklist:

Custody Seals Present/Intact	Y (N) NA
Custody Signatures Present	(Y) N NA
Collector Signature Present	(Y) N NA
Bottles Intact	(Y) N NA
Correct Bottles	(Y) N NA
Sufficient Volume	(Y) N NA
Samples Received on Ice	(Y) N NA
VOA - Headspace Acceptable	(Y) N NA
USDA Regulated Soils	Y N (NA)
Samples in Holding Time	Y N NA 1734 10/2/20
Residual Chlorine Present	Y N (NA)
Cl Strips:	
Sample pH Acceptable	(Y) N NA
pH Strips:	
Sulfide Present	Y N (NA)
Lead Acetate Strips:	

LAB USE ONLY:

Customer Remarks / Special Conditions / Possible Hazards:

Type of Ice Used: (Wet) Blue Dry None

Packing Material Used:

Radchem sample(s) screened (<500 cpm): Y N (NA)

SHORT HOLDS PRESENT (<72 hours): Y (N) N/A

Lab Tracking #: 2528776

Samples received via: FEDEX UPS Client Courier (Pace Courier)

Lab Sample Temperature Info:

Temp Blank Received: Y (N) NA

Therm ID#: 92700120

Cooler 1 Temp Upon Receipt: 3.0 oC

Cooler 1 Therm Corr. Factor: 0 oC

Cooler 1 Corrected Temp: 3.0 oC

Comments:

Relinquished by/Company: (Signature)	Date/Time: 1300 10/02/20	Received by/Company: (Signature)	Date/Time: 10-2-20 1300	MTJL LAB USE ONLY Table #: Acctnum: Template: Prelogin: PM: PB:
Relinquished by/Company: (Signature)	Date/Time: 10/2/2020 1331	Received by/Company: (Signature) MDC Pace AHL 10-2-20	Date/Time: 13:31	
Relinquished by/Company: (Signature)	Date/Time:	Received by/Company: (Signature)	Date/Time:	

Trip Blank Received: Y (N) NA

HCL MeOH TSP Other

Non Conformance(s): YES / NO

Page: _____ of: _____

Pace Analytical Services, LLC
9800 Kincey Ave. Suite 100
Huntersville, NC 28078
(704)875-9092

October 08, 2020

Andrew Street
Apex Companies - NC
5900 Northwoods Business Pkwy
Suite 5900-0
Charlotte, NC 28269

RE: Project: 2020-L1-2448
Pace Project No.: 92498533

Dear Andrew Street:

Enclosed are the analytical results for sample(s) received by the laboratory on October 02, 2020. The results relate only to the samples included in this report. Results reported herein conform to the applicable TNI/NELAC Standards and the laboratory's Quality Manual, where applicable, unless otherwise noted in the body of the report.

The test results provided in this final report were generated by each of the following laboratories within the Pace Network:

- Pace National - Mt. Juliet
- Pace Analytical Services - Asheville
- Pace Analytical Services - Charlotte

A revised report is being submitted on 10/8/2020 to revise the sample ID, per client request.

If you have any questions concerning this report, please feel free to contact me.

Sincerely,

Angela M. Baioni

Angela Baioni
angela.baioni@pacelabs.com
(704)875-9092
Project Manager

Enclosures

cc: J Culbreath, Colonial Pipeline Company
Robert Hughes, Colonial Pipeline
Margaret King, APEX Companies, LLC
Emily Little, Apex Companies
Jeff Morrison, Colonial Pipeline Company
Tom Naumann, APEX Companies - NC
Joe Nicolette, Montrose-EPS
Christopher Schultz, Apex Companies
Alex Testoff, Montrose-EPS
Michael Verdon, Colonial Pipeline Company
JM Wyatt, Colonial Pipeline Company

REPORT OF LABORATORY ANALYSIS

This report shall not be reproduced, except in full,
without the written consent of Pace Analytical Services, LLC.

Pace Analytical Services, LLC
9800 Kincey Ave. Suite 100
Huntersville, NC 28078
(704)875-9092

CERTIFICATIONS

Project: 2020-L1-2448
Pace Project No.: 92498533

Pace Analytical Services National

12065 Lebanon Road, Mt. Juliet, TN 37122
Alabama Certification #: 40660
Alaska Certification 17-026
Arizona Certification #: AZ0612
Arkansas Certification #: 88-0469
California Certification #: 2932
Canada Certification #: 1461.01
Colorado Certification #: TN00003
Connecticut Certification #: PH-0197
DOD Certification: #1461.01
EPA# TN00003
Florida Certification #: E87487
Georgia DW Certification #: 923
Georgia Certification: NELAP
Idaho Certification #: TN00003
Illinois Certification #: 200008
Indiana Certification #: C-TN-01
Iowa Certification #: 364
Kansas Certification #: E-10277
Kentucky UST Certification #: 16
Kentucky Certification #: 90010
Louisiana Certification #: AI30792
Louisiana DW Certification #: LA180010
Maine Certification #: TN0002
Maryland Certification #: 324
Massachusetts Certification #: M-TN003
Michigan Certification #: 9958
Minnesota Certification #: 047-999-395
Mississippi Certification #: TN00003
Missouri Certification #: 340
Montana Certification #: CERT0086
Nebraska Certification #: NE-OS-15-05
Nevada Certification #: TN-03-2002-34
New Hampshire Certification #: 2975
New Jersey Certification #: TN002
New Mexico DW Certification
New York Certification #: 11742
North Carolina Aquatic Toxicity Certification #: 41
North Carolina Drinking Water Certification #: 21704
North Carolina Environmental Certificate #: 375
North Dakota Certification #: R-140
Ohio VAP Certification #: CL0069
Oklahoma Certification #: 9915
Oregon Certification #: TN200002
Pennsylvania Certification #: 68-02979
Rhode Island Certification #: LAO00356
South Carolina Certification #: 84004
South Dakota Certification
Tennessee DW/Chem/Micro Certification #: 2006
Texas Certification #: T 104704245-17-14
Texas Mold Certification #: LAB0152
USDA Soil Permit #: P330-15-00234
Utah Certification #: TN00003
Virginia Certification #: VT2006
Vermont Dept. of Health: ID# VT-2006
Virginia Certification #: 460132
Washington Certification #: C847
West Virginia Certification #: 233
Wisconsin Certification #: 998093910
Wyoming UST Certification #: via A2LA 2926.01
A2LA-ISO 17025 Certification #: 1461.01
A2LA-ISO 17025 Certification #: 1461.02
AIHA-LAP/LLC EMLAP Certification #:100789

Pace Analytical Services Charlotte

9800 Kincey Ave. Ste 100, Huntersville, NC 28078
Louisiana/NELAP Certification # LA170028
North Carolina Drinking Water Certification #: 37706
North Carolina Field Services Certification #: 5342
North Carolina Wastewater Certification #: 12
South Carolina Certification #: 99006001
Florida/NELAP Certification #: E87627
Kentucky UST Certification #: 84
Virginia/VELAP Certification #: 460221

Pace Analytical Services Asheville

2225 Riverside Drive, Asheville, NC 28804
Florida/NELAP Certification #: E87648
Massachusetts Certification #: M-NC030
North Carolina Drinking Water Certification #: 37712
North Carolina Wastewater Certification #: 40
South Carolina Certification #: 99030001
Virginia/VELAP Certification #: 460222

REPORT OF LABORATORY ANALYSIS

This report shall not be reproduced, except in full,
without the written consent of Pace Analytical Services, LLC.

Pace Analytical Services, LLC
9800 Kincey Ave. Suite 100
Huntersville, NC 28078
(704)875-9092

SAMPLE ANALYTE COUNT

Project: 2020-L1-2448
Pace Project No.: 92498533

Lab ID	Sample ID	Method	Analysts	Analytes Reported	Laboratory
92498533001	**13923_AC_RD**	MADEP VPH	DWR	6	PAN
		EPA 6010D	SH1	1	PASI-A
		SM 6200B	SAS	63	PASI-C

PAN = Pace National - Mt. Juliet
PASI-A = Pace Analytical Services - Asheville
PASI-C = Pace Analytical Services - Charlotte

This report shall not be reproduced, except in full,
without the written consent of Pace Analytical Services, LLC.

Pace Analytical Services, LLC
9800 Kincey Ave. Suite 100
Huntersville, NC 28078
(704)875-9092

ANALYTICAL RESULTS

Project: 2020-L1-2448
Pace Project No.: 92498533

Sample: 13923_AC_RD **Lab ID: 92498533001** Collected: 10/01/20 16:15 Received: 10/02/20 13:05 Matrix: Water

Parameters	Results	Units	Report Limit	DF	Prepared	Analyzed	CAS No.	Qual
MADEPV	Analytical Method: MADEP VPH Preparation Method: MADEPV Pace National - Mt. Juliet							
Aliphatic (C05-C08)	ND	ug/L	100	1	10/06/20 02:45	10/06/20 02:45		
Aliphatic (C09-C12)	ND	ug/L	100	1	10/06/20 02:45	10/06/20 02:45		
Aromatic (C09-C10),Unadjusted	ND	ug/L	100	1	10/06/20 02:45	10/06/20 02:45	TPHC9C10A	
Total VPH	ND	ug/L	100	1	10/06/20 02:45	10/06/20 02:45	VPH	
Surrogates								
2,5-Dibromotoluene (FID)	94.3	%	70.0-130	1	10/06/20 02:45	10/06/20 02:45	615-59-8FID	
2,5-Dibromotoluene (PID)	84.2	%	70.0-130	1	10/06/20 02:45	10/06/20 02:45	615-59-8PID	
6010 MET ICP	Analytical Method: EPA 6010D Preparation Method: EPA 3010A Pace Analytical Services - Asheville							
Lead	ND	ug/L	5.0	1	10/03/20 00:46	10/03/20 12:17	7439-92-1	
6200B MSV	Analytical Method: SM 6200B Pace Analytical Services - Charlotte							
Benzene	ND	ug/L	0.50	1		10/02/20 17:44	71-43-2	
Bromobenzene	ND	ug/L	0.50	1		10/02/20 17:44	108-86-1	
Bromochloromethane	ND	ug/L	0.50	1		10/02/20 17:44	74-97-5	
Bromodichloromethane	ND	ug/L	0.50	1		10/02/20 17:44	75-27-4	
Bromoform	ND	ug/L	0.50	1		10/02/20 17:44	75-25-2	
Bromomethane	ND	ug/L	5.0	1		10/02/20 17:44	74-83-9	
n-Butylbenzene	ND	ug/L	0.50	1		10/02/20 17:44	104-51-8	
sec-Butylbenzene	ND	ug/L	0.50	1		10/02/20 17:44	135-98-8	
tert-Butylbenzene	ND	ug/L	0.50	1		10/02/20 17:44	98-06-6	
Carbon tetrachloride	ND	ug/L	0.50	1		10/02/20 17:44	56-23-5	
Chlorobenzene	ND	ug/L	0.50	1		10/02/20 17:44	108-90-7	
Chloroethane	ND	ug/L	1.0	1		10/02/20 17:44	75-00-3	
Chloroform	ND	ug/L	0.50	1		10/02/20 17:44	67-66-3	
Chloromethane	ND	ug/L	1.0	1		10/02/20 17:44	74-87-3	
2-Chlorotoluene	ND	ug/L	0.50	1		10/02/20 17:44	95-49-8	
4-Chlorotoluene	ND	ug/L	0.50	1		10/02/20 17:44	106-43-4	
1,2-Dibromo-3-chloropropane	ND	ug/L	1.0	1		10/02/20 17:44	96-12-8	
Dibromochloromethane	ND	ug/L	0.50	1		10/02/20 17:44	124-48-1	
1,2-Dibromoethane (EDB)	ND	ug/L	0.50	1		10/02/20 17:44	106-93-4	
Dibromomethane	ND	ug/L	0.50	1		10/02/20 17:44	74-95-3	
1,2-Dichlorobenzene	ND	ug/L	0.50	1		10/02/20 17:44	95-50-1	
1,3-Dichlorobenzene	ND	ug/L	0.50	1		10/02/20 17:44	541-73-1	
1,4-Dichlorobenzene	ND	ug/L	0.50	1		10/02/20 17:44	106-46-7	
Dichlorodifluoromethane	ND	ug/L	0.50	1		10/02/20 17:44	75-71-8	
1,1-Dichloroethane	ND	ug/L	0.50	1		10/02/20 17:44	75-34-3	
1,2-Dichloroethane	ND	ug/L	0.50	1		10/02/20 17:44	107-06-2	
1,1-Dichloroethene	ND	ug/L	0.50	1		10/02/20 17:44	75-35-4	
cis-1,2-Dichloroethene	ND	ug/L	0.50	1		10/02/20 17:44	156-59-2	
trans-1,2-Dichloroethene	ND	ug/L	0.50	1		10/02/20 17:44	156-60-5	
1,2-Dichloropropane	ND	ug/L	0.50	1		10/02/20 17:44	78-87-5	
1,3-Dichloropropane	ND	ug/L	0.50	1		10/02/20 17:44	142-28-9	
2,2-Dichloropropane	ND	ug/L	0.50	1		10/02/20 17:44	594-20-7	

REPORT OF LABORATORY ANALYSIS

This report shall not be reproduced, except in full,
without the written consent of Pace Analytical Services, LLC.

Pace Analytical Services, LLC
9800 Kincey Ave. Suite 100
Huntersville, NC 28078
(704)875-9092

ANALYTICAL RESULTS

Project: 2020-L1-2448
Pace Project No.: 92498533

Sample: 13923_AC_RD **Lab ID: 92498533001** Collected: 10/01/20 16:15 Received: 10/02/20 13:05 Matrix: Water

Parameters	Results	Units	Report Limit	DF	Prepared	Analyzed	CAS No.	Qual
6200B MSV	Analytical Method: SM 6200B Pace Analytical Services - Charlotte							
1,1-Dichloropropene	ND	ug/L	0.50	1		10/02/20 17:44	563-58-6	
cis-1,3-Dichloropropene	ND	ug/L	0.50	1		10/02/20 17:44	10061-01-5	
trans-1,3-Dichloropropene	ND	ug/L	0.50	1		10/02/20 17:44	10061-02-6	
Diisopropyl ether	ND	ug/L	0.50	1		10/02/20 17:44	108-20-3	
Ethylbenzene	ND	ug/L	0.50	1		10/02/20 17:44	100-41-4	
Hexachloro-1,3-butadiene	ND	ug/L	2.0	1		10/02/20 17:44	87-68-3	
Isopropylbenzene (Cumene)	ND	ug/L	0.50	1		10/02/20 17:44	98-82-8	
Methylene Chloride	ND	ug/L	2.0	1		10/02/20 17:44	75-09-2	
Methyl-tert-butyl ether	ND	ug/L	0.50	1		10/02/20 17:44	1634-04-4	
Naphthalene	ND	ug/L	2.0	1		10/02/20 17:44	91-20-3	
n-Propylbenzene	ND	ug/L	0.50	1		10/02/20 17:44	103-65-1	
Styrene	ND	ug/L	0.50	1		10/02/20 17:44	100-42-5	
1,1,1,2-Tetrachloroethane	ND	ug/L	0.50	1		10/02/20 17:44	630-20-6	
1,1,2,2-Tetrachloroethane	ND	ug/L	0.50	1		10/02/20 17:44	79-34-5	
Tetrachloroethene	ND	ug/L	0.50	1		10/02/20 17:44	127-18-4	
Toluene	ND	ug/L	0.50	1		10/02/20 17:44	108-88-3	
1,2,3-Trichlorobenzene	ND	ug/L	2.0	1		10/02/20 17:44	87-61-6	
1,2,4-Trichlorobenzene	ND	ug/L	2.0	1		10/02/20 17:44	120-82-1	
1,1,1-Trichloroethane	ND	ug/L	0.50	1		10/02/20 17:44	71-55-6	
1,1,2-Trichloroethane	ND	ug/L	0.50	1		10/02/20 17:44	79-00-5	
Trichloroethene	ND	ug/L	0.50	1		10/02/20 17:44	79-01-6	
Trichlorofluoromethane	ND	ug/L	1.0	1		10/02/20 17:44	75-69-4	
1,2,3-Trichloropropane	ND	ug/L	0.50	1		10/02/20 17:44	96-18-4	
1,2,4-Trimethylbenzene	ND	ug/L	0.50	1		10/02/20 17:44	95-63-6	
1,3,5-Trimethylbenzene	ND	ug/L	0.50	1		10/02/20 17:44	108-67-8	
Vinyl chloride	ND	ug/L	1.0	1		10/02/20 17:44	75-01-4	
m&p-Xylene	ND	ug/L	1.0	1		10/02/20 17:44	179601-23-1	
o-Xylene	ND	ug/L	0.50	1		10/02/20 17:44	95-47-6	
Surrogates								
1,2-Dichloroethane-d4 (S)	111	%	70-130	1		10/02/20 17:44	17060-07-0	
4-Bromofluorobenzene (S)	100	%	70-130	1		10/02/20 17:44	460-00-4	
Toluene-d8 (S)	103	%	70-130	1		10/02/20 17:44	2037-26-5	

REPORT OF LABORATORY ANALYSIS

This report shall not be reproduced, except in full,
without the written consent of Pace Analytical Services, LLC.

Pace Analytical Services, LLC
9800 Kincey Ave. Suite 100
Huntersville, NC 28078
(704)875-9092

QUALITY CONTROL DATA

Project: 2020-L1-2448
Pace Project No.: 92498533

QC Batch: 1554323
QC Batch Method: MADEPV
Analysis Method: MADEP VPH
Analysis Description: MADEPV
Laboratory: Pace National - Mt. Juliet

Associated Lab Samples: 92498533001

METHOD BLANK: R3578902-3 Matrix: Water
Associated Lab Samples: 92498533001

Parameter	Units	Blank Result	Reporting Limit	Analyzed	Qualifiers
Aliphatic (C05-C08)	ug/L	ND	100	10/05/20 17:02	
Aliphatic (C09-C12)	ug/L	ND	100	10/05/20 17:02	
Aromatic (C09-C10),Unadjusted	ug/L	ND	100	10/05/20 17:02	
Total VPH	ug/L	ND	100	10/05/20 17:02	
2,5-Dibromotoluene (FID)	%	86.6	70.0-130	10/05/20 17:02	
2,5-Dibromotoluene (PID)	%	75.8	70.0-130	10/05/20 17:02	

LABORATORY CONTROL SAMPLE & LCSD: R3578902-1 R3578902-2

Parameter	Units	Spike Conc.	LCS Result	LCSD Result	LCS % Rec	LCSD % Rec	% Rec Limits	RPD	Max RPD	Qualifiers
Aliphatic (C05-C08)	ug/L	1200	1380	1340	115	112	70.0-130	2.94	25	
Aliphatic (C09-C12)	ug/L	1400	1650	1650	118	118	70.0-130	0.00	25	
Aromatic (C09-C10),Unadjusted	ug/L	200	221	172	111	86.0	70.0-130	24.9	25	
Total VPH	ug/L	2800	3250	3160	116	113	70.0-130	2.81	25	
2,5-Dibromotoluene (FID)	%				94.1	95.2	70.0-130			
2,5-Dibromotoluene (PID)	%				84.8	83.4	70.0-130			

Results presented on this page are in the units indicated by the "Units" column except where an alternate unit is presented to the right of the result.

REPORT OF LABORATORY ANALYSIS

This report shall not be reproduced, except in full,
without the written consent of Pace Analytical Services, LLC.

Pace Analytical Services, LLC
9800 Kincey Ave. Suite 100
Huntersville, NC 28078
(704)875-9092

QUALITY CONTROL DATA

Project: 2020-L1-2448
Pace Project No.: 92498533

QC Batch: 570703
QC Batch Method: EPA 3010A
Analysis Method: EPA 6010D
Analysis Description: 6010 MET
Laboratory: Pace Analytical Services - Asheville
Associated Lab Samples: 92498533001

METHOD BLANK: 3023374 Matrix: Water
Associated Lab Samples: 92498533001

Parameter	Units	Blank Result	Reporting Limit	Analyzed	Qualifiers
Lead	ug/L	ND	5.0	10/03/20 11:52	

LABORATORY CONTROL SAMPLE: 3023375

Parameter	Units	Spike Conc.	LCS Result	LCS % Rec	% Rec Limits	Qualifiers
Lead	ug/L	500	491	98	80-120	

MATRIX SPIKE & MATRIX SPIKE DUPLICATE: 3023376 3023377

Parameter	Units	92498532001 Result	MS Spike Conc.	MSD Spike Conc.	MS Result	MSD Result	MS % Rec	MSD % Rec	% Rec Limits	RPD	Qual
Lead	ug/L	ND	500	500	507	499	101	99	75-125	2	

Results presented on this page are in the units indicated by the "Units" column except where an alternate unit is presented to the right of the result.

REPORT OF LABORATORY ANALYSIS

This report shall not be reproduced, except in full,
without the written consent of Pace Analytical Services, LLC.

Pace Analytical Services, LLC
9800 Kincey Ave. Suite 100
Huntersville, NC 28078
(704)875-9092

QUALITY CONTROL DATA

Project: 2020-L1-2448
Pace Project No.: 92498533

QC Batch: 570629
QC Batch Method: SM 6200B
Analysis Method: SM 6200B
Analysis Description: 6200B MSV
Laboratory: Pace Analytical Services - Charlotte

Associated Lab Samples: 92498533001

METHOD BLANK: 3022894 Matrix: Water
Associated Lab Samples: 92498533001

Parameter	Units	Blank Result	Reporting Limit	Analyzed	Qualifiers
1,1,1,2-Tetrachloroethane	ug/L	ND	0.50	10/02/20 11:20	
1,1,1-Trichloroethane	ug/L	ND	0.50	10/02/20 11:20	
1,1,2,2-Tetrachloroethane	ug/L	ND	0.50	10/02/20 11:20	
1,1,2-Trichloroethane	ug/L	ND	0.50	10/02/20 11:20	
1,1-Dichloroethane	ug/L	ND	0.50	10/02/20 11:20	
1,1-Dichloroethene	ug/L	ND	0.50	10/02/20 11:20	
1,1-Dichloropropene	ug/L	ND	0.50	10/02/20 11:20	
1,2,3-Trichlorobenzene	ug/L	ND	2.0	10/02/20 11:20	
1,2,3-Trichloropropane	ug/L	ND	0.50	10/02/20 11:20	
1,2,4-Trichlorobenzene	ug/L	ND	2.0	10/02/20 11:20	
1,2,4-Trimethylbenzene	ug/L	ND	0.50	10/02/20 11:20	
1,2-Dibromo-3-chloropropane	ug/L	ND	1.0	10/02/20 11:20	
1,2-Dibromoethane (EDB)	ug/L	ND	0.50	10/02/20 11:20	
1,2-Dichlorobenzene	ug/L	ND	0.50	10/02/20 11:20	
1,2-Dichloroethane	ug/L	ND	0.50	10/02/20 11:20	
1,2-Dichloropropane	ug/L	ND	0.50	10/02/20 11:20	
1,3,5-Trimethylbenzene	ug/L	ND	0.50	10/02/20 11:20	
1,3-Dichlorobenzene	ug/L	ND	0.50	10/02/20 11:20	
1,3-Dichloropropane	ug/L	ND	0.50	10/02/20 11:20	
1,4-Dichlorobenzene	ug/L	ND	0.50	10/02/20 11:20	
2,2-Dichloropropane	ug/L	ND	0.50	10/02/20 11:20	
2-Chlorotoluene	ug/L	ND	0.50	10/02/20 11:20	
4-Chlorotoluene	ug/L	ND	0.50	10/02/20 11:20	
Benzene	ug/L	ND	0.50	10/02/20 11:20	
Bromobenzene	ug/L	ND	0.50	10/02/20 11:20	
Bromochloromethane	ug/L	ND	0.50	10/02/20 11:20	
Bromodichloromethane	ug/L	ND	0.50	10/02/20 11:20	
Bromoform	ug/L	ND	0.50	10/02/20 11:20	
Bromomethane	ug/L	ND	5.0	10/02/20 11:20	
Carbon tetrachloride	ug/L	ND	0.50	10/02/20 11:20	
Chlorobenzene	ug/L	ND	0.50	10/02/20 11:20	
Chloroethane	ug/L	ND	1.0	10/02/20 11:20	
Chloroform	ug/L	ND	0.50	10/02/20 11:20	
Chloromethane	ug/L	ND	1.0	10/02/20 11:20	
cis-1,2-Dichloroethene	ug/L	ND	0.50	10/02/20 11:20	
cis-1,3-Dichloropropene	ug/L	ND	0.50	10/02/20 11:20	
Dibromochloromethane	ug/L	ND	0.50	10/02/20 11:20	
Dibromomethane	ug/L	ND	0.50	10/02/20 11:20	
Dichlorodifluoromethane	ug/L	ND	0.50	10/02/20 11:20	
Diisopropyl ether	ug/L	ND	0.50	10/02/20 11:20	

Results presented on this page are in the units indicated by the "Units" column except where an alternate unit is presented to the right of the result.

REPORT OF LABORATORY ANALYSIS

This report shall not be reproduced, except in full,
without the written consent of Pace Analytical Services, LLC.

Pace Analytical Services, LLC
9800 Kincey Ave. Suite 100
Huntersville, NC 28078
(704)875-9092

QUALITY CONTROL DATA

Project: 2020-L1-2448
Pace Project No.: 92498533

METHOD BLANK: 3022894 Matrix: Water
Associated Lab Samples: 92498533001

Parameter	Units	Blank Result	Reporting Limit	Analyzed	Qualifiers
Ethylbenzene	ug/L	ND	0.50	10/02/20 11:20	
Hexachloro-1,3-butadiene	ug/L	ND	2.0	10/02/20 11:20	
Isopropylbenzene (Cumene)	ug/L	ND	0.50	10/02/20 11:20	
m&p-Xylene	ug/L	ND	1.0	10/02/20 11:20	
Methyl-tert-butyl ether	ug/L	ND	0.50	10/02/20 11:20	
Methylene Chloride	ug/L	ND	2.0	10/02/20 11:20	
n-Butylbenzene	ug/L	ND	0.50	10/02/20 11:20	
n-Propylbenzene	ug/L	ND	0.50	10/02/20 11:20	
Naphthalene	ug/L	ND	2.0	10/02/20 11:20	
o-Xylene	ug/L	ND	0.50	10/02/20 11:20	
sec-Butylbenzene	ug/L	ND	0.50	10/02/20 11:20	
Styrene	ug/L	ND	0.50	10/02/20 11:20	
tert-Butylbenzene	ug/L	ND	0.50	10/02/20 11:20	
Tetrachloroethene	ug/L	ND	0.50	10/02/20 11:20	
Toluene	ug/L	ND	0.50	10/02/20 11:20	
trans-1,2-Dichloroethene	ug/L	ND	0.50	10/02/20 11:20	
trans-1,3-Dichloropropene	ug/L	ND	0.50	10/02/20 11:20	
Trichloroethene	ug/L	ND	0.50	10/02/20 11:20	
Trichlorofluoromethane	ug/L	ND	1.0	10/02/20 11:20	
Vinyl chloride	ug/L	ND	1.0	10/02/20 11:20	
1,2-Dichloroethane-d4 (S)	%	108	70-130	10/02/20 11:20	
4-Bromofluorobenzene (S)	%	102	70-130	10/02/20 11:20	
Toluene-d8 (S)	%	104	70-130	10/02/20 11:20	

LABORATORY CONTROL SAMPLE: 3022895

Parameter	Units	Spike Conc.	LCS Result	LCS % Rec	% Rec Limits	Qualifiers
1,1,1,2-Tetrachloroethane	ug/L	50	48.1	96	60-140	
1,1,1-Trichloroethane	ug/L	50	49.7	99	60-140	
1,1,2,2-Tetrachloroethane	ug/L	50	48.9	98	60-140	
1,1,2-Trichloroethane	ug/L	50	49.2	98	60-140	
1,1-Dichloroethane	ug/L	50	49.2	98	60-140	
1,1-Dichloroethene	ug/L	50	53.3	107	60-140	
1,1-Dichloropropene	ug/L	50	50.6	101	60-140	
1,2,3-Trichlorobenzene	ug/L	50	51.1	102	60-140	
1,2,3-Trichloropropane	ug/L	50	43.9	88	60-140	
1,2,4-Trichlorobenzene	ug/L	50	48.1	96	60-140	
1,2,4-Trimethylbenzene	ug/L	50	42.6	85	60-140	
1,2-Dibromo-3-chloropropane	ug/L	50	48.2	96	60-140	
1,2-Dibromoethane (EDB)	ug/L	50	49.3	99	60-140	
1,2-Dichlorobenzene	ug/L	50	44.5	89	60-140	
1,2-Dichloroethane	ug/L	50	45.7	91	60-140	
1,2-Dichloropropane	ug/L	50	49.9	100	60-140	
1,3,5-Trimethylbenzene	ug/L	50	43.2	86	60-140	

Results presented on this page are in the units indicated by the "Units" column except where an alternate unit is presented to the right of the result.

REPORT OF LABORATORY ANALYSIS

This report shall not be reproduced, except in full,
without the written consent of Pace Analytical Services, LLC.

Pace Analytical Services, LLC
9800 Kincey Ave. Suite 100
Huntersville, NC 28078
(704)875-9092

QUALITY CONTROL DATA

Project: 2020-L1-2448
Pace Project No.: 92498533

LABORATORY CONTROL SAMPLE: 3022895

Parameter	Units	Spike Conc.	LCS Result	LCS % Rec	% Rec Limits	Qualifiers
1,3-Dichlorobenzene	ug/L	50	43.7	87	60-140	
1,3-Dichloropropane	ug/L	50	49.2	98	60-140	
1,4-Dichlorobenzene	ug/L	50	44.3	89	60-140	
2,2-Dichloropropane	ug/L	50	49.5	99	60-140	
2-Chlorotoluene	ug/L	50	41.1	82	60-140	
4-Chlorotoluene	ug/L	50	43.3	87	60-140	
Benzene	ug/L	50	47.4	95	60-140	
Bromobenzene	ug/L	50	44.5	89	60-140	
Bromochloromethane	ug/L	50	50.2	100	60-140	
Bromodichloromethane	ug/L	50	46.1	92	60-140	
Bromoform	ug/L	50	53.4	107	60-140	
Bromomethane	ug/L	50	45.5	91	60-140	
Carbon tetrachloride	ug/L	50	50.0	100	60-140	
Chlorobenzene	ug/L	50	44.7	89	60-140	
Chloroethane	ug/L	50	41.9	84	60-140	
Chloroform	ug/L	50	47.6	95	60-140	
Chloromethane	ug/L	50	40.6	81	60-140	
cis-1,2-Dichloroethene	ug/L	50	48.8	98	60-140	
cis-1,3-Dichloropropene	ug/L	50	53.5	107	60-140	
Dibromochloromethane	ug/L	50	50.5	101	60-140	
Dibromomethane	ug/L	50	50.7	101	60-140	
Dichlorodifluoromethane	ug/L	50	44.7	89	60-140	
Diisopropyl ether	ug/L	50	49.5	99	60-140	
Ethylbenzene	ug/L	50	43.0	86	60-140	
Hexachloro-1,3-butadiene	ug/L	50	45.9	92	60-140	
Isopropylbenzene (Cumene)	ug/L	50	43.1	86	60-140	
m&p-Xylene	ug/L	100	86.3	86	60-140	
Methyl-tert-butyl ether	ug/L	50	52.6	105	60-140	
Methylene Chloride	ug/L	50	49.0	98	60-140	
n-Butylbenzene	ug/L	50	44.1	88	60-140	
n-Propylbenzene	ug/L	50	41.8	84	60-140	
Naphthalene	ug/L	50	47.5	95	60-140	
o-Xylene	ug/L	50	43.4	87	60-140	
sec-Butylbenzene	ug/L	50	44.5	89	60-140	
Styrene	ug/L	50	47.2	94	60-140	
tert-Butylbenzene	ug/L	50	36.6	73	60-140	
Tetrachloroethene	ug/L	50	44.4	89	60-140	
Toluene	ug/L	50	44.1	88	60-140	
trans-1,2-Dichloroethene	ug/L	50	50.7	101	60-140	
trans-1,3-Dichloropropene	ug/L	50	51.7	103	60-140	
Trichloroethene	ug/L	50	49.4	99	60-140	
Trichlorofluoromethane	ug/L	50	45.2	90	60-140	
Vinyl chloride	ug/L	50	43.1	86	60-140	
1,2-Dichloroethane-d4 (S)	%			105	70-130	
4-Bromofluorobenzene (S)	%			102	70-130	
Toluene-d8 (S)	%			101	70-130	

Results presented on this page are in the units indicated by the "Units" column except where an alternate unit is presented to the right of the result.

REPORT OF LABORATORY ANALYSIS

This report shall not be reproduced, except in full,
without the written consent of Pace Analytical Services, LLC.

Pace Analytical Services, LLC
9800 Kincey Ave. Suite 100
Huntersville, NC 28078
(704)875-9092

QUALITY CONTROL DATA

Project: 2020-L1-2448
Pace Project No.: 92498533

MATRIX SPIKE & MATRIX SPIKE DUPLICATE: 3022896 3022897

Parameter	Units	92496990001 Result	MS Spike Conc.	MSD Spike Conc.	MS Result	MSD Result	MS % Rec	MSD % Rec	% Rec Limits	RPD	Qual
1,1,1,2-Tetrachloroethane	ug/L	ND	25000	25000	22100	25600	89	102	60-140	14	
1,1,1-Trichloroethane	ug/L	ND	25000	25000	26000	29300	104	117	60-140	12	
1,1,2,2-Tetrachloroethane	ug/L	ND	25000	25000	22200	24600	89	98	60-140	10	
1,1,2-Trichloroethane	ug/L	ND	25000	25000	22500	25800	90	103	60-140	14	
1,1-Dichloroethane	ug/L	ND	25000	25000	24800	28200	99	113	60-140	13	
1,1-Dichloroethene	ug/L	ND	25000	25000	27200	29900	109	120	60-140	9	
1,1-Dichloropropene	ug/L	ND	25000	25000	26100	29400	105	117	60-140	12	
1,2,3-Trichlorobenzene	ug/L	ND	25000	25000	22500	27900	90	111	60-140	21	
1,2,3-Trichloropropane	ug/L	ND	25000	25000	20400	24100	81	96	60-140	17	
1,2,4-Trichlorobenzene	ug/L	ND	25000	25000	21700	27200	87	109	60-140	23	
1,2,4-Trimethylbenzene	ug/L	ND	25000	25000	19800	23400	79	94	60-140	17	
1,2-Dibromo-3-chloropropane	ug/L	ND	25000	25000	22200	23500	89	94	60-140	6	
1,2-Dibromoethane (EDB)	ug/L	ND	25000	25000	22800	24900	91	100	60-140	9	
1,2-Dichlorobenzene	ug/L	ND	25000	25000	20900	25000	84	100	60-140	18	
1,2-Dichloroethane	ug/L	ND	25000	25000	22900	26000	92	104	60-140	13	
1,2-Dichloropropane	ug/L	ND	25000	25000	24300	27400	97	109	60-140	12	
1,3,5-Trimethylbenzene	ug/L	ND	25000	25000	20400	24400	82	98	60-140	18	
1,3-Dichlorobenzene	ug/L	ND	25000	25000	20500	24400	82	98	60-140	17	
1,3-Dichloropropane	ug/L	ND	25000	25000	23000	25500	92	102	60-140	10	
1,4-Dichlorobenzene	ug/L	ND	25000	25000	21000	24200	84	97	60-140	14	
2,2-Dichloropropane	ug/L	ND	25000	25000	24100	27400	96	110	60-140	13	
2-Chlorotoluene	ug/L	ND	25000	25000	19700	24400	79	98	60-140	22	
4-Chlorotoluene	ug/L	ND	25000	25000	20300	23000	81	92	60-140	12	
Benzene	ug/L	ND	25000	25000	23100	26400	93	106	60-140	13	
Bromobenzene	ug/L	ND	25000	25000	20800	24200	83	97	60-140	15	
Bromochloromethane	ug/L	ND	25000	25000	25500	28600	102	114	60-140	11	
Bromodichloromethane	ug/L	ND	25000	25000	21700	24500	87	98	60-140	12	
Bromoform	ug/L	ND	25000	25000	23000	26100	92	105	60-140	13	
Bromomethane	ug/L	ND	25000	25000	21500	25300	86	101	60-140	16	
Carbon tetrachloride	ug/L	ND	25000	25000	25500	29200	102	117	60-140	14	
Chlorobenzene	ug/L	ND	25000	25000	22700	25400	91	102	60-140	11	
Chloroethane	ug/L	ND	25000	25000	23600	26600	94	106	60-140	12	
Chloroform	ug/L	ND	25000	25000	24800	26900	99	108	60-140	8	
Chloromethane	ug/L	ND	25000	25000	20900	23200	84	93	60-140	10	
cis-1,2-Dichloroethene	ug/L	ND	25000	25000	24400	28000	98	112	60-140	14	
cis-1,3-Dichloropropene	ug/L	ND	25000	25000	23600	27300	94	109	60-140	15	
Dibromochloromethane	ug/L	ND	25000	25000	22400	24900	89	100	60-140	11	
Dibromomethane	ug/L	ND	25000	25000	23900	27200	96	109	60-140	13	
Dichlorodifluoromethane	ug/L	ND	25000	25000	20900	23900	84	96	60-140	14	
Diisopropyl ether	ug/L	ND	25000	25000	23200	26300	93	105	60-140	13	
Ethylbenzene	ug/L	ND	25000	25000	21000	24500	84	98	60-140	15	
Hexachloro-1,3-butadiene	ug/L	ND	25000	25000	20900	26300	84	105	60-140	23	
Isopropylbenzene (Cumene)	ug/L	ND	25000	25000	21300	24700	85	99	60-140	15	
m&p-Xylene	ug/L	ND	50000	50000	41900	48900	84	98	60-140	15	
Methyl-tert-butyl ether	ug/L	ND	25000	25000	24600	27900	98	111	60-140	12	
Methylene Chloride	ug/L	ND	25000	25000	24500	27400	98	110	60-140	11	

Results presented on this page are in the units indicated by the "Units" column except where an alternate unit is presented to the right of the result.

REPORT OF LABORATORY ANALYSIS

This report shall not be reproduced, except in full,
without the written consent of Pace Analytical Services, LLC.

Pace Analytical Services, LLC
9800 Kincey Ave. Suite 100
Huntersville, NC 28078
(704)875-9092

QUALITY CONTROL DATA

Project: 2020-L1-2448
Pace Project No.: 92498533

MATRIX SPIKE & MATRIX SPIKE DUPLICATE: 3022896 3022897

Parameter	Units	92496990001 Result	MS Spike Conc.	MSD Spike Conc.	MS Result	MSD Result	MS % Rec	MSD % Rec	% Rec Limits	RPD	Qual
n-Butylbenzene	ug/L	ND	25000	25000	20800	24500	83	98	60-140	16	
n-Propylbenzene	ug/L	ND	25000	25000	20400	24100	82	96	60-140	17	
Naphthalene	ug/L	ND	25000	25000	22500	25500	84	96	60-140	12	
o-Xylene	ug/L	ND	25000	25000	21000	24500	84	98	60-140	15	
sec-Butylbenzene	ug/L	ND	25000	25000	21600	25000	86	100	60-140	15	
Styrene	ug/L	ND	25000	25000	22100	26000	88	104	60-140	16	
tert-Butylbenzene	ug/L	ND	25000	25000	17500	20600	70	82	60-140	16	
Tetrachloroethene	ug/L	ND	25000	25000	22900	25800	92	103	60-140	12	
Toluene	ug/L	198000	25000	25000	206000	241000	36	173	60-140	15	M1
trans-1,2-Dichloroethene	ug/L	ND	25000	25000	26300	29800	105	119	60-140	13	
trans-1,3-Dichloropropene	ug/L	ND	25000	25000	22600	26300	90	105	60-140	15	
Trichloroethene	ug/L	ND	25000	25000	23800	27300	95	109	60-140	14	
Trichlorofluoromethane	ug/L	ND	25000	25000	22200	27800	89	111	60-140	22	
Vinyl chloride	ug/L	ND	25000	25000	21900	25300	88	101	60-140	14	
1,2-Dichloroethane-d4 (S)	%						109	103	70-130		
4-Bromofluorobenzene (S)	%						103	102	70-130		
Toluene-d8 (S)	%						100	100	70-130		

Results presented on this page are in the units indicated by the "Units" column except where an alternate unit is presented to the right of the result.

REPORT OF LABORATORY ANALYSIS

This report shall not be reproduced, except in full,
without the written consent of Pace Analytical Services, LLC.

Pace Analytical Services, LLC
9800 Kincey Ave. Suite 100
Huntersville, NC 28078
(704)875-9092

QUALIFIERS

Project: 2020-L1-2448
Pace Project No.: 92498533

DEFINITIONS

DF - Dilution Factor, if reported, represents the factor applied to the reported data due to dilution of the sample aliquot.

ND - Not Detected at or above adjusted reporting limit.

TNTC - Too Numerous To Count

J - Estimated concentration above the adjusted method detection limit and below the adjusted reporting limit.

MDL - Adjusted Method Detection Limit.

PQL - Practical Quantitation Limit.

RL - Reporting Limit - The lowest concentration value that meets project requirements for quantitative data with known precision and bias for a specific analyte in a specific matrix.

S - Surrogate

1,2-Diphenylhydrazine decomposes to and cannot be separated from Azobenzene using Method 8270. The result for each analyte is a combined concentration.

Consistent with EPA guidelines, unrounded data are displayed and have been used to calculate % recovery and RPD values.

LCS(D) - Laboratory Control Sample (Duplicate)

MS(D) - Matrix Spike (Duplicate)

DUP - Sample Duplicate

RPD - Relative Percent Difference

NC - Not Calculable.

SG - Silica Gel - Clean-Up

U - Indicates the compound was analyzed for, but not detected.

Acid preservation may not be appropriate for 2 Chloroethylvinyl ether.

A separate vial preserved to a pH of 4-5 is recommended in SW846 Chapter 4 for the analysis of Acrolein and Acrylonitrile by EPA Method 8260.

N-Nitrosodiphenylamine decomposes and cannot be separated from Diphenylamine using Method 8270. The result reported for each analyte is a combined concentration.

Pace Analytical is TNI accredited. Contact your Pace PM for the current list of accredited analytes.

TNI - The NELAC Institute.

ANALYTE QUALIFIERS

M1 Matrix spike recovery exceeded QC limits. Batch accepted based on laboratory control sample (LCS) recovery.

This report shall not be reproduced, except in full,
without the written consent of Pace Analytical Services, LLC.

Pace Analytical Services, LLC
9800 Kincey Ave. Suite 100
Huntersville, NC 28078
(704)875-9092

QUALITY CONTROL DATA CROSS REFERENCE TABLE

Project: 2020-L1-2448
Pace Project No.: 92498533

Lab ID	Sample ID	QC Batch Method	QC Batch	Analytical Method	Analytical Batch
92498533001	**13923_AC_RD**	MADEPV	1554323	MADEP VPH	1554323
92498533001	**13923_AC_RD**	EPA 3010A	570703	EPA 6010D	570720
92498533001	**13923_AC_RD**	SM 6200B	570629		

This report shall not be reproduced, except in full,
without the written consent of Pace Analytical Services, LLC.

CHAIN-OF-CUSTODY Analytical Request Document

Pace Analytical

Chain-of-Custody is a LEGAL DOCUMENT - Complete all relevent fields

WO# : 92498533

92498533

LAB USE C ... nber or

Company: Apex Companies

Billing Information:

Address:

Report To: Andrew Street

Email To: Andrew Street/Emily Little

Copy To:

Site Collection Info/Address:

Customer Project Name/Number: 2020 C1-2448

State: NC County/City: Huntersville Time Zone Collected: [ ] PT [ ] MT [ ] CT [✓] ET

Phone:

Email:

Site/Facility ID #:

Compliance Monitoring? [ ] Yes [ ] No

Collected By (print): Matthew Fraioli

Purchase Order #:

Quote #:

DW PWS ID #:

DW Location Code:

Collected By (signature):

Turnaround Date Required: ASAP

Immediately Packed on Ice: [✓] Yes [ ] No

Sample Disposal: [ ] Dispose as appropriate [ ] Return [ ] Archive: _____ [ ] Hold: _____

Rush: [✓] Same Day [ ] Next Day [ ] 2 Day [ ] 3 Day [ ] 4 Day [ ] 5 Day (Expedite Charges Apply)

Field Filtered (if applicable): [ ] Yes [ ] No

Analysis: _____

Container Preservative Type

** Preservative Types: (1) nitric acid, (2) sulfuric acid, (3) hydrochloric acid, (4) sodium hydroxide, (5) zinc acetate, (6) methanol, (7) sodium bisulfate, (8) sodium thiosulfate, (9) hexane, (A) ascorbic acid, (B) ammonium sulfate, (C) ammonium hydroxide, (D) TSP, (U) Unpreserved, (O) Other _____

Analyses

Matrix Codes (Insert in Matrix box below): Drinking Water (DW), Ground Water (GW), Wastewater (WW), Product (P), Soil/Solid (SL), Oil (OL), Wipe (WP), Air (AR), Tissue (TS), Bioassay (B), Vapor (V), Other (OT)

Customer Sample ID	Matrix *	Comp / Grab	Collected (or Composite Start) Date	Collected (or Composite Start) Time	Composite End Date	Composite End Time	Res Cl	# of Ctns	SM 6200B VOCs	Lead	MADEP VPH	
3923 HICRD	DW	G	10/01/20	1615				8	X	X	X	

Lab Profile/Line:

Lab Sample Receipt Checklist:

Custody Seals Present/Intact	Y	N	NA
Custody Signatures Present	Y	N	NA
Collector Signature Present	Y	N	NA
Bottles Intact	Y	N	NA
Correct Bottles	Y	N	NA
Sufficient Volume	Y	N	NA
Samples Received on Ice	Y	N	NA
VOA - Headspace Acceptable	Y	N	NA
USDA Regulated Soils	Y	N	NA
Samples in Holding Time	Y	N	NA
Residual Chlorine Present	Y	N	NA
Cl Strips: _____			
Sample pH Acceptable	Y	N	NA
pH Strips: _____			
Sulfide Present	Y	N	NA
Lead Acetate Strips: _____			

LAB USE ONLY:
Lab Sample # / Comments:

92498533 09

Customer Remarks / Special Conditions / Possible Hazards:

Type of Ice Used: Wet Blue Dry None

Packing Material Used:

Radchem sample(s) screened (<500 cpm): Y N NA

SHORT HOLDS PRESENT (<72 hours): Y N N/A

Lab Tracking #: 2528777

Samples received via: FEDEX UPS Client Courier Pace Courier

Lab Sample Temperature Info:
Temp Blank Received: Y N NA
Therm ID#: IR T061
Cooler 1 Temp Upon Receipt: 3.0 oC
Cooler 1 Therm Corr. Factor: 0 oC
Cooler 1 Corrected Temp: 3.0 oC
Comments:

Relinquished by/Company: (Signature)	Date/Time:	Received by/Company: (Signature)	Date/Time:
	1300 10/02/20		10-2-20 1300
Relinquished by/Company: (Signature)	Date/Time:	Received by/Company: (Signature)	Date/Time:
	10-2-20 1331	MD UPS HUL	10-2-20 13:31
Relinquished by/Company: (Signature)	Date/Time:	Received by/Company: (Signature)	Date/Time:

MTJL LAB USE ONLY
Table #:
Acctnum:
Template:
Prelogin:
PM:
PB:

Trip Blank Received: Y N NA
HCL MeOH TSP Other

Non Conformance(s): YES / NO

Page: _____ of: _____

Pace Analytical Services, LLC
9800 Kincey Ave. Suite 100
Huntersville, NC 28078
(704)875-9092

October 07, 2020

Andrew Street
Apex Companies - NC
5900 Northwoods Business Pkwy
Suite 5900-0
Charlotte, NC 28269

RE: Project: 2020-L1-2448
Pace Project No.: 92498534

Dear Andrew Street:

Enclosed are the analytical results for sample(s) received by the laboratory on October 02, 2020. The results relate only to the samples included in this report. Results reported herein conform to the applicable TNI/NELAC Standards and the laboratory's Quality Manual, where applicable, unless otherwise noted in the body of the report.

The test results provided in this final report were generated by each of the following laboratories within the Pace Network:

- Pace National - Mt. Juliet
- Pace Analytical Services - Asheville
- Pace Analytical Services - Charlotte

If you have any questions concerning this report, please feel free to contact me.

Sincerely,

Angela M. Baioni

Angela Baioni
angela.baioni@pacelabs.com
(704)875-9092
Project Manager

Enclosures

cc: J Culbreath, Colonial Pipeline Company
Robert Hughes, Colonial Pipeline
Margaret King, APEX Companies, LLC
Emily Little, Apex Companies
Jeff Morrison, Colonial Pipeline Company
Tom Naumann, APEX Companies - NC
Joe Nicolette, Montrose-EPS
Christopher Schultz, Apex Companies
Alex Testoff, Montrose-EPS
Michael Verdon, Colonial Pipeline Company
JM Wyatt, Colonial Pipeline Company

This report shall not be reproduced, except in full,
without the written consent of Pace Analytical Services, LLC.

Pace Analytical Services, LLC
9800 Kincey Ave. Suite 100
Huntersville, NC 28078
(704)875-9092

CERTIFICATIONS

Project: 2020-L1-2448
Pace Project No.: 92498534

Pace Analytical Services National

12065 Lebanon Road, Mt. Juliet, TN 37122
Alabama Certification #: 40660
Alaska Certification 17-026
Arizona Certification #: AZ0612
Arkansas Certification #: 88-0469
California Certification #: 2932
Canada Certification #: 1461.01
Colorado Certification #: TN00003
Connecticut Certification #: PH-0197
DOD Certification: #1461.01
EPA# TN00003
Florida Certification #: E87487
Georgia DW Certification #: 923
Georgia Certification: NELAP
Idaho Certification #: TN00003
Illinois Certification #: 200008
Indiana Certification #: C-TN-01
Iowa Certification #: 364
Kansas Certification #: E-10277
Kentucky UST Certification #: 16
Kentucky Certification #: 90010
Louisiana Certification #: AI30792
Louisiana DW Certification #: LA180010
Maine Certification #: TN0002
Maryland Certification #: 324
Massachusetts Certification #: M-TN003
Michigan Certification #: 9958
Minnesota Certification #: 047-999-395
Mississippi Certification #: TN00003
Missouri Certification #: 340
Montana Certification #: CERT0086
Nebraska Certification #: NE-OS-15-05
Nevada Certification #: TN-03-2002-34
New Hampshire Certification #: 2975
New Jersey Certification #: TN002
New Mexico DW Certification
New York Certification #: 11742
North Carolina Aquatic Toxicity Certification #: 41
North Carolina Drinking Water Certification #: 21704
North Carolina Environmental Certificate #: 375
North Dakota Certification #: R-140
Ohio VAP Certification #: CL0069
Oklahoma Certification #: 9915
Oregon Certification #: TN200002
Pennsylvania Certification #: 68-02979
Rhode Island Certification #: LAO00356
South Carolina Certification #: 84004
South Dakota Certification
Tennessee DW/Chem/Micro Certification #: 2006
Texas Certification #: T 104704245-17-14
Texas Mold Certification #: LAB0152
USDA Soil Permit #: P330-15-00234
Utah Certification #: TN00003
Virginia Certification #: VT2006
Vermont Dept. of Health: ID# VT-2006
Virginia Certification #: 460132
Washington Certification #: C847
West Virginia Certification #: 233
Wisconsin Certification #: 998093910
Wyoming UST Certification #: via A2LA 2926.01
A2LA-ISO 17025 Certification #: 1461.01
A2LA-ISO 17025 Certification #: 1461.02
AIHA-LAP/LLC EMLAP Certification #:100789

Pace Analytical Services Charlotte

9800 Kincey Ave. Ste 100, Huntersville, NC 28078
Louisiana/NELAP Certification # LA170028
North Carolina Drinking Water Certification #: 37706
North Carolina Field Services Certification #: 5342
North Carolina Wastewater Certification #: 12
South Carolina Certification #: 99006001
Florida/NELAP Certification #: E87627
Kentucky UST Certification #: 84
Virginia/VELAP Certification #: 460221

Pace Analytical Services Asheville

2225 Riverside Drive, Asheville, NC 28804
Florida/NELAP Certification #: E87648
Massachusetts Certification #: M-NC030
North Carolina Drinking Water Certification #: 37712
North Carolina Wastewater Certification #: 40
South Carolina Certification #: 99030001
Virginia/VELAP Certification #: 460222

REPORT OF LABORATORY ANALYSIS

This report shall not be reproduced, except in full,
without the written consent of Pace Analytical Services, LLC.

Pace Analytical Services, LLC
9800 Kincey Ave. Suite 100
Huntersville, NC 28078
(704)875-9092

SAMPLE ANALYTE COUNT

Project: 2020-L1-2448
Pace Project No.: 92498534

Lab ID	Sample ID	Method	Analysts	Analytes Reported	Laboratory
92498534001	**14401_HC_RD**	MADEP VPH	DWR	6	PAN
		EPA 6010D	SH1	1	PASI-A
		SM 6200B	SAS	63	PASI-C

PAN = Pace National - Mt. Juliet
PASI-A = Pace Analytical Services - Asheville
PASI-C = Pace Analytical Services - Charlotte

This report shall not be reproduced, except in full,
without the written consent of Pace Analytical Services, LLC.

Pace Analytical Services, LLC
9800 Kincey Ave. Suite 100
Huntersville, NC 28078
(704)875-9092

ANALYTICAL RESULTS

Project: 2020-L1-2448
Pace Project No.: 92498534

Sample: 14401_HC_RD **Lab ID: 92498534001** Collected: 10/01/20 14:50 Received: 10/02/20 13:05 Matrix: Water

Parameters	Results	Units	Report Limit	DF	Prepared	Analyzed	CAS No.	Qual
MADEPV	Analytical Method: MADEP VPH Preparation Method: MADEPV Pace National - Mt. Juliet							
Aliphatic (C05-C08)	ND	ug/L	100	1	10/06/20 03:19	10/06/20 03:19		
Aliphatic (C09-C12)	ND	ug/L	100	1	10/06/20 03:19	10/06/20 03:19		
Aromatic (C09-C10),Unadjusted	ND	ug/L	100	1	10/06/20 03:19	10/06/20 03:19	TPHC9C10A	
Total VPH	ND	ug/L	100	1	10/06/20 03:19	10/06/20 03:19	VPH	
Surrogates								
2,5-Dibromotoluene (FID)	93.8	%	70.0-130	1	10/06/20 03:19	10/06/20 03:19	615-59-8FID	
2,5-Dibromotoluene (PID)	84.8	%	70.0-130	1	10/06/20 03:19	10/06/20 03:19	615-59-8PID	
6010 MET ICP	Analytical Method: EPA 6010D Preparation Method: EPA 3010A Pace Analytical Services - Asheville							
Lead	ND	ug/L	5.0	1	10/03/20 00:46	10/03/20 12:21	7439-92-1	
6200B MSV	Analytical Method: SM 6200B Pace Analytical Services - Charlotte							
Benzene	ND	ug/L	0.50	1		10/02/20 23:33	71-43-2	
Bromobenzene	ND	ug/L	0.50	1		10/02/20 23:33	108-86-1	
Bromochloromethane	ND	ug/L	0.50	1		10/02/20 23:33	74-97-5	
Bromodichloromethane	ND	ug/L	0.50	1		10/02/20 23:33	75-27-4	
Bromoform	ND	ug/L	0.50	1		10/02/20 23:33	75-25-2	
Bromomethane	ND	ug/L	5.0	1		10/02/20 23:33	74-83-9	
n-Butylbenzene	ND	ug/L	0.50	1		10/02/20 23:33	104-51-8	
sec-Butylbenzene	ND	ug/L	0.50	1		10/02/20 23:33	135-98-8	
tert-Butylbenzene	ND	ug/L	0.50	1		10/02/20 23:33	98-06-6	
Carbon tetrachloride	ND	ug/L	0.50	1		10/02/20 23:33	56-23-5	
Chlorobenzene	ND	ug/L	0.50	1		10/02/20 23:33	108-90-7	
Chloroethane	ND	ug/L	1.0	1		10/02/20 23:33	75-00-3	
Chloroform	ND	ug/L	0.50	1		10/02/20 23:33	67-66-3	
Chloromethane	ND	ug/L	1.0	1		10/02/20 23:33	74-87-3	
2-Chlorotoluene	ND	ug/L	0.50	1		10/02/20 23:33	95-49-8	
4-Chlorotoluene	ND	ug/L	0.50	1		10/02/20 23:33	106-43-4	
1,2-Dibromo-3-chloropropane	ND	ug/L	1.0	1		10/02/20 23:33	96-12-8	
Dibromochloromethane	ND	ug/L	0.50	1		10/02/20 23:33	124-48-1	
1,2-Dibromoethane (EDB)	ND	ug/L	0.50	1		10/02/20 23:33	106-93-4	
Dibromomethane	ND	ug/L	0.50	1		10/02/20 23:33	74-95-3	
1,2-Dichlorobenzene	ND	ug/L	0.50	1		10/02/20 23:33	95-50-1	
1,3-Dichlorobenzene	ND	ug/L	0.50	1		10/02/20 23:33	541-73-1	
1,4-Dichlorobenzene	ND	ug/L	0.50	1		10/02/20 23:33	106-46-7	
Dichlorodifluoromethane	ND	ug/L	0.50	1		10/02/20 23:33	75-71-8	
1,1-Dichloroethane	ND	ug/L	0.50	1		10/02/20 23:33	75-34-3	
1,2-Dichloroethane	ND	ug/L	0.50	1		10/02/20 23:33	107-06-2	
1,1-Dichloroethene	ND	ug/L	0.50	1		10/02/20 23:33	75-35-4	
cis-1,2-Dichloroethene	ND	ug/L	0.50	1		10/02/20 23:33	156-59-2	
trans-1,2-Dichloroethene	ND	ug/L	0.50	1		10/02/20 23:33	156-60-5	
1,2-Dichloropropane	ND	ug/L	0.50	1		10/02/20 23:33	78-87-5	
1,3-Dichloropropane	ND	ug/L	0.50	1		10/02/20 23:33	142-28-9	
2,2-Dichloropropane	ND	ug/L	0.50	1		10/02/20 23:33	594-20-7	

REPORT OF LABORATORY ANALYSIS

This report shall not be reproduced, except in full,
without the written consent of Pace Analytical Services, LLC.

Pace Analytical Services, LLC
9800 Kincey Ave. Suite 100
Huntersville, NC 28078
(704)875-9092

ANALYTICAL RESULTS

Project: 2020-L1-2448
Pace Project No.: 92498534

Sample: 14401_HC_RD **Lab ID: 92498534001** Collected: 10/01/20 14:50 Received: 10/02/20 13:05 Matrix: Water

Parameters	Results	Units	Report Limit	DF	Prepared	Analyzed	CAS No.	Qual
6200B MSV	Analytical Method: SM 6200B Pace Analytical Services - Charlotte							
1,1-Dichloropropene	ND	ug/L	0.50	1		10/02/20 23:33	563-58-6	
cis-1,3-Dichloropropene	ND	ug/L	0.50	1		10/02/20 23:33	10061-01-5	
trans-1,3-Dichloropropene	ND	ug/L	0.50	1		10/02/20 23:33	10061-02-6	
Diisopropyl ether	ND	ug/L	0.50	1		10/02/20 23:33	108-20-3	
Ethylbenzene	ND	ug/L	0.50	1		10/02/20 23:33	100-41-4	
Hexachloro-1,3-butadiene	ND	ug/L	2.0	1		10/02/20 23:33	87-68-3	
Isopropylbenzene (Cumene)	ND	ug/L	0.50	1		10/02/20 23:33	98-82-8	
Methylene Chloride	ND	ug/L	2.0	1		10/02/20 23:33	75-09-2	
Methyl-tert-butyl ether	ND	ug/L	0.50	1		10/02/20 23:33	1634-04-4	
Naphthalene	ND	ug/L	2.0	1		10/02/20 23:33	91-20-3	
n-Propylbenzene	ND	ug/L	0.50	1		10/02/20 23:33	103-65-1	
Styrene	ND	ug/L	0.50	1		10/02/20 23:33	100-42-5	
1,1,1,2-Tetrachloroethane	ND	ug/L	0.50	1		10/02/20 23:33	630-20-6	
1,1,2,2-Tetrachloroethane	ND	ug/L	0.50	1		10/02/20 23:33	79-34-5	
Tetrachloroethene	ND	ug/L	0.50	1		10/02/20 23:33	127-18-4	
Toluene	ND	ug/L	0.50	1		10/02/20 23:33	108-88-3	
1,2,3-Trichlorobenzene	ND	ug/L	2.0	1		10/02/20 23:33	87-61-6	
1,2,4-Trichlorobenzene	ND	ug/L	2.0	1		10/02/20 23:33	120-82-1	
1,1,1-Trichloroethane	ND	ug/L	0.50	1		10/02/20 23:33	71-55-6	
1,1,2-Trichloroethane	ND	ug/L	0.50	1		10/02/20 23:33	79-00-5	
Trichloroethene	ND	ug/L	0.50	1		10/02/20 23:33	79-01-6	
Trichlorofluoromethane	ND	ug/L	1.0	1		10/02/20 23:33	75-69-4	
1,2,3-Trichloropropane	ND	ug/L	0.50	1		10/02/20 23:33	96-18-4	
1,2,4-Trimethylbenzene	ND	ug/L	0.50	1		10/02/20 23:33	95-63-6	
1,3,5-Trimethylbenzene	ND	ug/L	0.50	1		10/02/20 23:33	108-67-8	
Vinyl chloride	ND	ug/L	1.0	1		10/02/20 23:33	75-01-4	
m&p-Xylene	ND	ug/L	1.0	1		10/02/20 23:33	179601-23-1	
o-Xylene	ND	ug/L	0.50	1		10/02/20 23:33	95-47-6	
Surrogates								
1,2-Dichloroethane-d4 (S)	108	%	70-130	1		10/02/20 23:33	17060-07-0	
4-Bromofluorobenzene (S)	101	%	70-130	1		10/02/20 23:33	460-00-4	
Toluene-d8 (S)	103	%	70-130	1		10/02/20 23:33	2037-26-5	

REPORT OF LABORATORY ANALYSIS

This report shall not be reproduced, except in full,
without the written consent of Pace Analytical Services, LLC.

Pace Analytical Services, LLC
9800 Kincey Ave. Suite 100
Huntersville, NC 28078
(704)875-9092

QUALITY CONTROL DATA

Project: 2020-L1-2448
Pace Project No.: 92498534

QC Batch: 1554323
QC Batch Method: MADEPV
Analysis Method: MADEP VPH
Analysis Description: MADEPV
Laboratory: Pace National - Mt. Juliet

Associated Lab Samples: 92498534001

METHOD BLANK: R3578902-3 Matrix: Water
Associated Lab Samples: 92498534001

Parameter	Units	Blank Result	Reporting Limit	Analyzed	Qualifiers
Aliphatic (C05-C08)	ug/L	ND	100	10/05/20 17:02	
Aliphatic (C09-C12)	ug/L	ND	100	10/05/20 17:02	
Aromatic (C09-C10),Unadjusted	ug/L	ND	100	10/05/20 17:02	
Total VPH	ug/L	ND	100	10/05/20 17:02	
2,5-Dibromotoluene (FID)	%	86.6	70.0-130	10/05/20 17:02	
2,5-Dibromotoluene (PID)	%	75.8	70.0-130	10/05/20 17:02	

LABORATORY CONTROL SAMPLE & LCSD: R3578902-1 R3578902-2

Parameter	Units	Spike Conc.	LCS Result	LCSD Result	LCS % Rec	LCSD % Rec	% Rec Limits	RPD	Max RPD	Qualifiers
Aliphatic (C05-C08)	ug/L	1200	1380	1340	115	112	70.0-130	2.94	25	
Aliphatic (C09-C12)	ug/L	1400	1650	1650	118	118	70.0-130	0.00	25	
Aromatic (C09-C10),Unadjusted	ug/L	200	221	172	111	86.0	70.0-130	24.9	25	
Total VPH	ug/L	2800	3250	3160	116	113	70.0-130	2.81	25	
2,5-Dibromotoluene (FID)	%				94.1	95.2	70.0-130			
2,5-Dibromotoluene (PID)	%				84.8	83.4	70.0-130			

Results presented on this page are in the units indicated by the "Units" column except where an alternate unit is presented to the right of the result.

REPORT OF LABORATORY ANALYSIS

This report shall not be reproduced, except in full,
without the written consent of Pace Analytical Services, LLC.

Pace Analytical Services, LLC
9800 Kincey Ave. Suite 100
Huntersville, NC 28078
(704)875-9092

QUALITY CONTROL DATA

Project: 2020-L1-2448
Pace Project No.: 92498534

QC Batch: 570703
QC Batch Method: EPA 3010A
Analysis Method: EPA 6010D
Analysis Description: 6010 MET
Laboratory: Pace Analytical Services - Asheville
Associated Lab Samples: 92498534001

METHOD BLANK: 3023374 Matrix: Water
Associated Lab Samples: 92498534001

Parameter	Units	Blank Result	Reporting Limit	Analyzed	Qualifiers
Lead	ug/L	ND	5.0	10/03/20 11:52	

LABORATORY CONTROL SAMPLE: 3023375

Parameter	Units	Spike Conc.	LCS Result	LCS % Rec	% Rec Limits	Qualifiers
Lead	ug/L	500	491	98	80-120	

MATRIX SPIKE & MATRIX SPIKE DUPLICATE: 3023376 3023377

Parameter	Units	92498532001 Result	MS Spike Conc.	MSD Spike Conc.	MS Result	MSD Result	MS % Rec	MSD % Rec	% Rec Limits	RPD	Qual
Lead	ug/L	ND	500	500	507	499	101	99	75-125	2	

Results presented on this page are in the units indicated by the "Units" column except where an alternate unit is presented to the right of the result.

REPORT OF LABORATORY ANALYSIS

This report shall not be reproduced, except in full,
without the written consent of Pace Analytical Services, LLC.

Pace Analytical Services, LLC
9800 Kincey Ave. Suite 100
Huntersville, NC 28078
(704)875-9092

QUALITY CONTROL DATA

Project: 2020-L1-2448
Pace Project No.: 92498534

QC Batch: 570653
QC Batch Method: SM 6200B
Analysis Method: SM 6200B
Analysis Description: 6200B MSV
Laboratory: Pace Analytical Services - Charlotte

Associated Lab Samples: 92498534001

METHOD BLANK: 3023000 Matrix: Water
Associated Lab Samples: 92498534001

Parameter	Units	Blank Result	Reporting Limit	Analyzed	Qualifiers
1,1,1,2-Tetrachloroethane	ug/L	ND	0.50	10/02/20 22:41	
1,1,1-Trichloroethane	ug/L	ND	0.50	10/02/20 22:41	
1,1,2,2-Tetrachloroethane	ug/L	ND	0.50	10/02/20 22:41	
1,1,2-Trichloroethane	ug/L	ND	0.50	10/02/20 22:41	
1,1-Dichloroethane	ug/L	ND	0.50	10/02/20 22:41	
1,1-Dichloroethene	ug/L	ND	0.50	10/02/20 22:41	
1,1-Dichloropropene	ug/L	ND	0.50	10/02/20 22:41	
1,2,3-Trichlorobenzene	ug/L	ND	2.0	10/02/20 22:41	
1,2,3-Trichloropropane	ug/L	ND	0.50	10/02/20 22:41	
1,2,4-Trichlorobenzene	ug/L	ND	2.0	10/02/20 22:41	
1,2,4-Trimethylbenzene	ug/L	ND	0.50	10/02/20 22:41	
1,2-Dibromo-3-chloropropane	ug/L	ND	1.0	10/02/20 22:41	
1,2-Dibromoethane (EDB)	ug/L	ND	0.50	10/02/20 22:41	
1,2-Dichlorobenzene	ug/L	ND	0.50	10/02/20 22:41	
1,2-Dichloroethane	ug/L	ND	0.50	10/02/20 22:41	
1,2-Dichloropropane	ug/L	ND	0.50	10/02/20 22:41	
1,3,5-Trimethylbenzene	ug/L	ND	0.50	10/02/20 22:41	
1,3-Dichlorobenzene	ug/L	ND	0.50	10/02/20 22:41	
1,3-Dichloropropane	ug/L	ND	0.50	10/02/20 22:41	
1,4-Dichlorobenzene	ug/L	ND	0.50	10/02/20 22:41	
2,2-Dichloropropane	ug/L	ND	0.50	10/02/20 22:41	
2-Chlorotoluene	ug/L	ND	0.50	10/02/20 22:41	
4-Chlorotoluene	ug/L	ND	0.50	10/02/20 22:41	
Benzene	ug/L	ND	0.50	10/02/20 22:41	
Bromobenzene	ug/L	ND	0.50	10/02/20 22:41	
Bromochloromethane	ug/L	ND	0.50	10/02/20 22:41	
Bromodichloromethane	ug/L	ND	0.50	10/02/20 22:41	
Bromoform	ug/L	ND	0.50	10/02/20 22:41	
Bromomethane	ug/L	ND	5.0	10/02/20 22:41	
Carbon tetrachloride	ug/L	ND	0.50	10/02/20 22:41	
Chlorobenzene	ug/L	ND	0.50	10/02/20 22:41	
Chloroethane	ug/L	ND	1.0	10/02/20 22:41	
Chloroform	ug/L	ND	0.50	10/02/20 22:41	
Chloromethane	ug/L	ND	1.0	10/02/20 22:41	
cis-1,2-Dichloroethene	ug/L	ND	0.50	10/02/20 22:41	
cis-1,3-Dichloropropene	ug/L	ND	0.50	10/02/20 22:41	
Dibromochloromethane	ug/L	ND	0.50	10/02/20 22:41	
Dibromomethane	ug/L	ND	0.50	10/02/20 22:41	
Dichlorodifluoromethane	ug/L	ND	0.50	10/02/20 22:41	
Diisopropyl ether	ug/L	ND	0.50	10/02/20 22:41	

Results presented on this page are in the units indicated by the "Units" column except where an alternate unit is presented to the right of the result.

REPORT OF LABORATORY ANALYSIS

This report shall not be reproduced, except in full,
without the written consent of Pace Analytical Services, LLC.

Pace Analytical Services, LLC
9800 Kincey Ave. Suite 100
Huntersville, NC 28078
(704)875-9092

QUALITY CONTROL DATA

Project: 2020-L1-2448
Pace Project No.: 92498534

METHOD BLANK: 3023000 Matrix: Water
Associated Lab Samples: 92498534001

Parameter	Units	Blank Result	Reporting Limit	Analyzed	Qualifiers
Ethylbenzene	ug/L	ND	0.50	10/02/20 22:41	
Hexachloro-1,3-butadiene	ug/L	ND	2.0	10/02/20 22:41	
Isopropylbenzene (Cumene)	ug/L	ND	0.50	10/02/20 22:41	
m&p-Xylene	ug/L	ND	1.0	10/02/20 22:41	
Methyl-tert-butyl ether	ug/L	ND	0.50	10/02/20 22:41	
Methylene Chloride	ug/L	ND	2.0	10/02/20 22:41	
n-Butylbenzene	ug/L	ND	0.50	10/02/20 22:41	
n-Propylbenzene	ug/L	ND	0.50	10/02/20 22:41	
Naphthalene	ug/L	ND	2.0	10/02/20 22:41	
o-Xylene	ug/L	ND	0.50	10/02/20 22:41	
sec-Butylbenzene	ug/L	ND	0.50	10/02/20 22:41	
Styrene	ug/L	ND	0.50	10/02/20 22:41	
tert-Butylbenzene	ug/L	ND	0.50	10/02/20 22:41	
Tetrachloroethene	ug/L	ND	0.50	10/02/20 22:41	
Toluene	ug/L	ND	0.50	10/02/20 22:41	
trans-1,2-Dichloroethene	ug/L	ND	0.50	10/02/20 22:41	
trans-1,3-Dichloropropene	ug/L	ND	0.50	10/02/20 22:41	
Trichloroethene	ug/L	ND	0.50	10/02/20 22:41	
Trichlorofluoromethane	ug/L	ND	1.0	10/02/20 22:41	
Vinyl chloride	ug/L	ND	1.0	10/02/20 22:41	
1,2-Dichloroethane-d4 (S)	%	107	70-130	10/02/20 22:41	
4-Bromofluorobenzene (S)	%	101	70-130	10/02/20 22:41	
Toluene-d8 (S)	%	104	70-130	10/02/20 22:41	

LABORATORY CONTROL SAMPLE: 3023001

Parameter	Units	Spike Conc.	LCS Result	LCS % Rec	% Rec Limits	Qualifiers
1,1,1,2-Tetrachloroethane	ug/L	50	48.1	96	60-140	
1,1,1-Trichloroethane	ug/L	50	50.1	100	60-140	
1,1,2,2-Tetrachloroethane	ug/L	50	49.8	100	60-140	
1,1,2-Trichloroethane	ug/L	50	48.9	98	60-140	
1,1-Dichloroethane	ug/L	50	49.0	98	60-140	
1,1-Dichloroethene	ug/L	50	49.2	98	60-140	
1,1-Dichloropropene	ug/L	50	50.5	101	60-140	
1,2,3-Trichlorobenzene	ug/L	50	51.0	102	60-140	
1,2,3-Trichloropropane	ug/L	50	45.5	91	60-140	
1,2,4-Trichlorobenzene	ug/L	50	46.2	92	60-140	
1,2,4-Trimethylbenzene	ug/L	50	42.4	85	60-140	
1,2-Dibromo-3-chloropropane	ug/L	50	51.1	102	60-140	
1,2-Dibromoethane (EDB)	ug/L	50	50.4	101	60-140	
1,2-Dichlorobenzene	ug/L	50	43.7	87	60-140	
1,2-Dichloroethane	ug/L	50	46.7	93	60-140	
1,2-Dichloropropane	ug/L	50	49.0	98	60-140	
1,3,5-Trimethylbenzene	ug/L	50	43.5	87	60-140	

Results presented on this page are in the units indicated by the "Units" column except where an alternate unit is presented to the right of the result.

REPORT OF LABORATORY ANALYSIS

This report shall not be reproduced, except in full,
without the written consent of Pace Analytical Services, LLC.

Pace Analytical Services, LLC
9800 Kincey Ave. Suite 100
Huntersville, NC 28078
(704)875-9092

QUALITY CONTROL DATA

Project: 2020-L1-2448
Pace Project No.: 92498534

LABORATORY CONTROL SAMPLE: 3023001

Parameter	Units	Spike Conc.	LCS Result	LCS % Rec	% Rec Limits	Qualifiers
1,3-Dichlorobenzene	ug/L	50	43.4	87	60-140	
1,3-Dichloropropane	ug/L	50	50.1	100	60-140	
1,4-Dichlorobenzene	ug/L	50	42.9	86	60-140	
2,2-Dichloropropane	ug/L	50	49.3	99	60-140	
2-Chlorotoluene	ug/L	50	41.0	82	60-140	
4-Chlorotoluene	ug/L	50	43.5	87	60-140	
Benzene	ug/L	50	46.6	93	60-140	
Bromobenzene	ug/L	50	44.4	89	60-140	
Bromochloromethane	ug/L	50	50.6	101	60-140	
Bromodichloromethane	ug/L	50	45.0	90	60-140	
Bromoform	ug/L	50	53.8	108	60-140	
Bromomethane	ug/L	50	48.2	96	60-140	
Carbon tetrachloride	ug/L	50	47.9	96	60-140	
Chlorobenzene	ug/L	50	43.7	87	60-140	
Chloroethane	ug/L	50	41.9	84	60-140	
Chloroform	ug/L	50	49.7	99	60-140	
Chloromethane	ug/L	50	40.4	81	60-140	
cis-1,2-Dichloroethene	ug/L	50	48.9	98	60-140	
cis-1,3-Dichloropropene	ug/L	50	52.3	105	60-140	
Dibromochloromethane	ug/L	50	50.1	100	60-140	
Dibromomethane	ug/L	50	50.0	100	60-140	
Dichlorodifluoromethane	ug/L	50	40.9	82	60-140	
Diisopropyl ether	ug/L	50	49.8	100	60-140	
Ethylbenzene	ug/L	50	42.6	85	60-140	
Hexachloro-1,3-butadiene	ug/L	50	43.2	86	60-140	
Isopropylbenzene (Cumene)	ug/L	50	43.6	87	60-140	
m&p-Xylene	ug/L	100	85.2	85	60-140	
Methyl-tert-butyl ether	ug/L	50	52.9	106	60-140	
Methylene Chloride	ug/L	50	48.8	98	60-140	
n-Butylbenzene	ug/L	50	43.5	87	60-140	
n-Propylbenzene	ug/L	50	42.4	85	60-140	
Naphthalene	ug/L	50	50.5	101	60-140	
o-Xylene	ug/L	50	42.5	85	60-140	
sec-Butylbenzene	ug/L	50	43.6	87	60-140	
Styrene	ug/L	50	45.8	92	60-140	
tert-Butylbenzene	ug/L	50	35.9	72	60-140	
Tetrachloroethene	ug/L	50	45.2	90	60-140	
Toluene	ug/L	50	42.7	85	60-140	
trans-1,2-Dichloroethene	ug/L	50	51.0	102	60-140	
trans-1,3-Dichloropropene	ug/L	50	50.9	102	60-140	
Trichloroethene	ug/L	50	48.9	98	60-140	
Trichlorofluoromethane	ug/L	50	41.9	84	60-140	
Vinyl chloride	ug/L	50	42.4	85	60-140	
1,2-Dichloroethane-d4 (S)	%			102	70-130	
4-Bromofluorobenzene (S)	%			99	70-130	
Toluene-d8 (S)	%			98	70-130	

Results presented on this page are in the units indicated by the "Units" column except where an alternate unit is presented to the right of the result.

REPORT OF LABORATORY ANALYSIS

This report shall not be reproduced, except in full,
without the written consent of Pace Analytical Services, LLC.

Pace Analytical Services, LLC
9800 Kincey Ave. Suite 100
Huntersville, NC 28078
(704)875-9092

QUALITY CONTROL DATA

Project: 2020-L1-2448
Pace Project No.: 92498534

MATRIX SPIKE & MATRIX SPIKE DUPLICATE: 3023002 3023003

Parameter	Units	92498534001 Result	MS Spike Conc.	MSD Spike Conc.	MS Result	MSD Result	MS % Rec	MSD % Rec	% Rec Limits	RPD	Qual
1,1,1,2-Tetrachloroethane	ug/L	ND	20	20	22.2	23.0	111	115	60-140	3	
1,1,1-Trichloroethane	ug/L	ND	20	20	23.5	23.5	117	117	60-140	0	
1,1,2,2-Tetrachloroethane	ug/L	ND	20	20	22.0	22.1	110	111	60-140	1	
1,1,2-Trichloroethane	ug/L	ND	20	20	23.0	22.7	115	114	60-140	1	
1,1-Dichloroethane	ug/L	ND	20	20	23.0	23.0	115	115	60-140	0	
1,1-Dichloroethene	ug/L	ND	20	20	23.9	24.1	119	121	60-140	1	
1,1-Dichloropropene	ug/L	ND	20	20	26.1	25.9	131	129	60-140	1	
1,2,3-Trichlorobenzene	ug/L	ND	20	20	23.2	23.0	116	115	60-140	1	
1,2,3-Trichloropropane	ug/L	ND	20	20	22.4	22.7	112	113	60-140	1	
1,2,4-Trichlorobenzene	ug/L	ND	20	20	23.3	24.4	116	122	60-140	5	
1,2,4-Trimethylbenzene	ug/L	ND	20	20	22.6	23.5	113	117	60-140	4	
1,2-Dibromo-3-chloropropane	ug/L	ND	20	20	23.1	23.3	116	117	60-140	1	
1,2-Dibromoethane (EDB)	ug/L	ND	20	20	22.1	22.7	111	113	60-140	2	
1,2-Dichlorobenzene	ug/L	ND	20	20	22.6	22.7	113	114	60-140	1	
1,2-Dichloroethane	ug/L	ND	20	20	19.9	20.3	100	102	60-140	2	
1,2-Dichloropropane	ug/L	ND	20	20	24.7	24.3	124	122	60-140	2	
1,3,5-Trimethylbenzene	ug/L	ND	20	20	23.2	23.1	116	115	60-140	0	
1,3-Dichlorobenzene	ug/L	ND	20	20	23.0	23.1	115	115	60-140	0	
1,3-Dichloropropane	ug/L	ND	20	20	23.9	24.8	119	124	60-140	4	
1,4-Dichlorobenzene	ug/L	ND	20	20	22.7	23.1	113	115	60-140	2	
2,2-Dichloropropane	ug/L	ND	20	20	25.2	25.0	126	125	60-140	1	
2-Chlorotoluene	ug/L	ND	20	20	23.8	24.5	119	123	60-140	3	
4-Chlorotoluene	ug/L	ND	20	20	23.5	23.7	117	118	60-140	1	
Benzene	ug/L	ND	20	20	23.1	22.8	115	114	60-140	1	
Bromobenzene	ug/L	ND	20	20	21.8	23.2	109	116	60-140	6	
Bromochloromethane	ug/L	ND	20	20	22.0	22.4	110	112	60-140	2	
Bromodichloromethane	ug/L	ND	20	20	20.6	20.2	103	101	60-140	2	
Bromoform	ug/L	ND	20	20	16.5	17.7	82	88	60-140	7	
Bromomethane	ug/L	ND	20	20	21.3	23.7	105	117	60-140	11	
Carbon tetrachloride	ug/L	ND	20	20	22.6	21.9	113	110	60-140	3	
Chlorobenzene	ug/L	ND	20	20	23.1	23.2	115	116	60-140	1	
Chloroethane	ug/L	ND	20	20	22.2	23.5	111	118	60-140	6	
Chloroform	ug/L	ND	20	20	22.5	22.5	113	113	60-140	0	
Chloromethane	ug/L	ND	20	20	18.0	18.0	90	90	60-140	0	
cis-1,2-Dichloroethene	ug/L	ND	20	20	21.9	22.2	110	111	60-140	1	
cis-1,3-Dichloropropene	ug/L	ND	20	20	24.2	23.8	121	119	60-140	2	
Dibromochloromethane	ug/L	ND	20	20	23.0	22.5	115	113	60-140	2	
Dibromomethane	ug/L	ND	20	20	23.3	22.4	117	112	60-140	4	
Dichlorodifluoromethane	ug/L	ND	20	20	19.6	19.6	98	98	60-140	0	
Diisopropyl ether	ug/L	ND	20	20	21.1	21.0	106	105	60-140	0	
Ethylbenzene	ug/L	ND	20	20	22.4	22.6	112	113	60-140	1	
Hexachloro-1,3-butadiene	ug/L	ND	20	20	26.3	26.3	131	131	60-140	0	
Isopropylbenzene (Cumene)	ug/L	ND	20	20	23.0	23.0	115	115	60-140	0	
m&p-Xylene	ug/L	ND	40	40	45.3	45.2	113	113	60-140	0	
Methyl-tert-butyl ether	ug/L	ND	20	20	22.5	22.5	113	113	60-140	0	
Methylene Chloride	ug/L	ND	20	20	19.4	19.5	97	98	60-140	0	

Results presented on this page are in the units indicated by the "Units" column except where an alternate unit is presented to the right of the result.

REPORT OF LABORATORY ANALYSIS

This report shall not be reproduced, except in full,
without the written consent of Pace Analytical Services, LLC.

Pace Analytical Services, LLC
9800 Kincey Ave. Suite 100
Huntersville, NC 28078
(704)875-9092

QUALITY CONTROL DATA

Project: 2020-L1-2448
Pace Project No.: 92498534

MATRIX SPIKE & MATRIX SPIKE DUPLICATE: 3023002 3023003

Parameter	Units	92498534001 Result	MS Spike Conc.	MSD Spike Conc.	MS Result	MSD Result	MS % Rec	MSD % Rec	% Rec Limits	RPD	Qual
n-Butylbenzene	ug/L	ND	20	20	23.5	23.7	118	119	60-140	1	
n-Propylbenzene	ug/L	ND	20	20	23.6	23.6	118	118	60-140	0	
Naphthalene	ug/L	ND	20	20	23.4	24.0	117	120	60-140	2	
o-Xylene	ug/L	ND	20	20	23.7	22.7	118	113	60-140	4	
sec-Butylbenzene	ug/L	ND	20	20	23.6	23.9	118	119	60-140	1	
Styrene	ug/L	ND	20	20	21.8	23.1	109	115	60-140	6	
tert-Butylbenzene	ug/L	ND	20	20	20.8	21.0	104	105	60-140	1	
Tetrachloroethene	ug/L	ND	20	20	22.4	22.6	112	113	60-140	1	
Toluene	ug/L	ND	20	20	22.7	22.2	113	111	60-140	2	
trans-1,2-Dichloroethene	ug/L	ND	20	20	23.1	23.2	116	116	60-140	0	
trans-1,3-Dichloropropene	ug/L	ND	20	20	22.4	22.8	112	114	60-140	2	
Trichloroethene	ug/L	ND	20	20	23.9	23.6	119	118	60-140	1	
Trichlorofluoromethane	ug/L	ND	20	20	21.6	22.0	108	110	60-140	2	
Vinyl chloride	ug/L	ND	20	20	20.5	20.7	102	104	60-140	1	
1,2-Dichloroethane-d4 (S)	%						95	99	70-130		
4-Bromofluorobenzene (S)	%						98	99	70-130		
Toluene-d8 (S)	%						98	97	70-130		

Results presented on this page are in the units indicated by the "Units" column except where an alternate unit is presented to the right of the result.

REPORT OF LABORATORY ANALYSIS

This report shall not be reproduced, except in full,
without the written consent of Pace Analytical Services, LLC.

Pace Analytical Services, LLC
9800 Kincey Ave. Suite 100
Huntersville, NC 28078
(704)875-9092

QUALIFIERS

Project: 2020-L1-2448
Pace Project No.: 92498534

DEFINITIONS

DF - Dilution Factor, if reported, represents the factor applied to the reported data due to dilution of the sample aliquot.

ND - Not Detected at or above adjusted reporting limit.

TNTC - Too Numerous To Count

J - Estimated concentration above the adjusted method detection limit and below the adjusted reporting limit.

MDL - Adjusted Method Detection Limit.

PQL - Practical Quantitation Limit.

RL - Reporting Limit - The lowest concentration value that meets project requirements for quantitative data with known precision and bias for a specific analyte in a specific matrix.

S - Surrogate

1,2-Diphenylhydrazine decomposes to and cannot be separated from Azobenzene using Method 8270. The result for each analyte is a combined concentration.

Consistent with EPA guidelines, unrounded data are displayed and have been used to calculate % recovery and RPD values.

LCS(D) - Laboratory Control Sample (Duplicate)

MS(D) - Matrix Spike (Duplicate)

DUP - Sample Duplicate

RPD - Relative Percent Difference

NC - Not Calculable.

SG - Silica Gel - Clean-Up

U - Indicates the compound was analyzed for, but not detected.

Acid preservation may not be appropriate for 2 Chloroethylvinyl ether.

A separate vial preserved to a pH of 4-5 is recommended in SW846 Chapter 4 for the analysis of Acrolein and Acrylonitrile by EPA Method 8260.

N-Nitrosodiphenylamine decomposes and cannot be separated from Diphenylamine using Method 8270. The result reported for each analyte is a combined concentration.

Pace Analytical is TNI accredited. Contact your Pace PM for the current list of accredited analytes.

TNI - The NELAC Institute.

This report shall not be reproduced, except in full,
without the written consent of Pace Analytical Services, LLC.

Pace Analytical Services, LLC
9800 Kincey Ave. Suite 100
Huntersville, NC 28078
(704)875-9092

QUALITY CONTROL DATA CROSS REFERENCE TABLE

Project: 2020-L1-2448
Pace Project No.: 92498534

Lab ID	Sample ID	QC Batch Method	QC Batch	Analytical Method	Analytical Batch
92498534001	**14401_HC_RD**	MADEPV	1554323	MADEP VPH	1554323
92498534001	**14401_HC_RD**	EPA 3010A	570703	EPA 6010D	570720
92498534001	**14401_HC_RD**	SM 6200B	570653		

This report shall not be reproduced, except in full,
without the written consent of Pace Analytical Services, LLC.

Pace Analytical®

CHAIN-OF-CUSTODY Analytical Request Document

Chain-of-Custody is a LEGAL DOCUMENT - Complete all relevent fields

LAB WO# : 92498534

92498534

r Number or

Y

Contai...

Company: Apex Companies

Address:

Billing Information:

Report To: Andrew Street

Email To: Andrew Street / Emily Little

Copy To:

Site Collection Info/Address: 14401 HCRD

Customer Project Name/Number: 2020-L1-2448

State: NC / County/City: Huntersville

Time Zone Collected: [ ] PT [ ] MT [ ] CT [✓] ET

Phone:
Email:

Site/Facility ID #:

Compliance Monitoring? [ ] Yes [ ] No

Collected By (print): Matthew Fraidi

Purchase Order #:
Quote #:

DW PWS ID #:
DW Location Code:

Collected By (signature):

Turnaround Date Required: ASAP

Immediately Packed on Ice: [✓] Yes [ ] No

Sample Disposal:
[ ] Dispose as appropriate [ ] Return
[ ] Archive: _____
[ ] Hold: _____

Rush: [✓] Same Day [ ] Next Day
[ ] 2 Day [ ] 3 Day [ ] 4 Day [ ] 5 Day
(Expedite Charges Apply)

Field Filtered (if applicable): [ ] Yes [ ] No
Analysis: _____

** Preservative Types: (1) nitric acid, (2) sulfuric acid, (3) hydrochloric acid, (4) sodium hydroxide, (5) zinc acetate, (6) methanol, (7) sodium bisulfate, (8) sodium thiosulfate, (9) hexane, (A) ascorbic acid, (B) ammonium sulfate, (C) ammonium hydroxide, (D) TSP, (U) Unpreserved, (O) Other _____

* Matrix Codes (Insert in Matrix box below): Drinking Water (DW), Ground Water (GW), Wastewater (WW), Product (P), Soil/Solid (SL), Oil (OL), Wipe (WP), Air (AR), Tissue (TS), Bioassay (B), Vapor (V), Other (OT)

Analyses

Customer Sample ID	Matrix *	Comp / Grab	Collected (or Composite Start) Date	Collected (or Composite Start) Time	Composite End Date	Composite End Time	Res Cl	# of Ctns	SM6200B VOCs	Lead	MADEP VPH
14401 HCRD	DW	G	10/01	1450				8	X	X	X

Lab Profile/Line:

Lab Sample Receipt Checklist:

Custody Seals Present/Intact Y N NA
Custody Signatures Present Y N NA
Collector Signature Present Y N NA
Bottles Intact Y N NA
Correct Bottles Y N NA
Sufficient Volume Y N NA
Samples Received on Ice Y N NA
VOA - Headspace Acceptable Y N NA
USDA Regulated Soils Y N NA
Samples in Holding Time Y N NA
Residual Chlorine Present Y N NA
Cl Strips: _____
Sample pH Acceptable Y N NA
pH Strips: _____
Sulfide Present Y N NA
Lead Acetate Strips: _____

LAB USE ONLY:
Lab Sample # / Comments:

92498534
09

Customer Remarks / Special Conditions / Possible Hazards:

Type of Ice Used: Wet Blue Dry None

Packing Material Used:

Radchem sample(s) screened (<500 cpm): Y N NA

SHORT HOLDS PRESENT (<72 hours): Y N N/A

Lab Tracking #: 2528775

Samples received via: FEDEX UPS Client Courier Pace Courier

Lab Sample Temperature Info:
Temp Blank Received: Y N NA
Therm ID#: 921089
Cooler 1 Temp Upon Receipt: 3.0 oC
Cooler 1 Therm Corr. Factor: 9 oC
Cooler 1 Corrected Temp: 3.0 oC
Comments:

Relinquished by/Company: (Signature)	Date/Time:	Received by/Company: (Signature)	Date/Time:
[signature]	1300 10/02/20	[signature]	10-2-20 1305
[signature]	10-2-20 1331	MDG Pace/TLL	10-2-20 13:31

MTJL LAB USE ONLY
Table #:
Acctnum:
Template:
Prelogin:
PM:
PB:

Trip Blank Received: Y N NA
HCL MeOH TSP Other

Non Conformance(s): YES / NO

Page: _____ of: _____

Pace Analytical Services, LLC
9800 Kincey Ave. Suite 100
Huntersville, NC 28078
(704)875-9092

October 07, 2020

Andrew Street
Apex Companies - NC
5900 Northwoods Business Pkwy
Suite 5900-0
Charlotte, NC 28269

RE: Project: 2020-L1-2448
Pace Project No.: 92498535

Dear Andrew Street:

Enclosed are the analytical results for sample(s) received by the laboratory on October 02, 2020. The results relate only to the samples included in this report. Results reported herein conform to the applicable TNI/NELAC Standards and the laboratory's Quality Manual, where applicable, unless otherwise noted in the body of the report.

The test results provided in this final report were generated by each of the following laboratories within the Pace Network:

- Pace National - Mt. Juliet
- Pace Analytical Services - Asheville
- Pace Analytical Services - Charlotte

If you have any questions concerning this report, please feel free to contact me.

Sincerely,

Angela M. Baioni

Angela Baioni
angela.baioni@pacelabs.com
(704)875-9092
Project Manager

Enclosures

cc: J Culbreath, Colonial Pipeline Company
Robert Hughes, Colonial Pipeline
Margaret King, APEX Companies, LLC
Emily Little, Apex Companies
Jeff Morrison, Colonial Pipeline Company
Tom Naumann, APEX Companies - NC
Joe Nicolette, Montrose-EPS
Christopher Schultz, Apex Companies
Alex Testoff, Montrose-EPS
Michael Verdon, Colonial Pipeline Company
JM Wyatt, Colonial Pipeline Company

REPORT OF LABORATORY ANALYSIS

This report shall not be reproduced, except in full,
without the written consent of Pace Analytical Services, LLC.

Pace Analytical Services, LLC
9800 Kincey Ave. Suite 100
Huntersville, NC 28078
(704)875-9092

CERTIFICATIONS

Project: 2020-L1-2448
Pace Project No.: 92498535

Pace Analytical Services National

12065 Lebanon Road, Mt. Juliet, TN 37122
Alabama Certification #: 40660
Alaska Certification 17-026
Arizona Certification #: AZ0612
Arkansas Certification #: 88-0469
California Certification #: 2932
Canada Certification #: 1461.01
Colorado Certification #: TN00003
Connecticut Certification #: PH-0197
DOD Certification: #1461.01
EPA# TN00003
Florida Certification #: E87487
Georgia DW Certification #: 923
Georgia Certification: NELAP
Idaho Certification #: TN00003
Illinois Certification #: 200008
Indiana Certification #: C-TN-01
Iowa Certification #: 364
Kansas Certification #: E-10277
Kentucky UST Certification #: 16
Kentucky Certification #: 90010
Louisiana Certification #: AI30792
Louisiana DW Certification #: LA180010
Maine Certification #: TN0002
Maryland Certification #: 324
Massachusetts Certification #: M-TN003
Michigan Certification #: 9958
Minnesota Certification #: 047-999-395
Mississippi Certification #: TN00003
Missouri Certification #: 340
Montana Certification #: CERT0086
Nebraska Certification #: NE-OS-15-05
Nevada Certification #: TN-03-2002-34
New Hampshire Certification #: 2975
New Jersey Certification #: TN002
New Mexico DW Certification
New York Certification #: 11742
North Carolina Aquatic Toxicity Certification #: 41
North Carolina Drinking Water Certification #: 21704
North Carolina Environmental Certificate #: 375
North Dakota Certification #: R-140
Ohio VAP Certification #: CL0069
Oklahoma Certification #: 9915
Oregon Certification #: TN200002
Pennsylvania Certification #: 68-02979
Rhode Island Certification #: LAO00356
South Carolina Certification #: 84004
South Dakota Certification
Tennessee DW/Chem/Micro Certification #: 2006
Texas Certification #: T 104704245-17-14
Texas Mold Certification #: LAB0152
USDA Soil Permit #: P330-15-00234
Utah Certification #: TN00003
Virginia Certification #: VT2006
Vermont Dept. of Health: ID# VT-2006
Virginia Certification #: 460132
Washington Certification #: C847
West Virginia Certification #: 233
Wisconsin Certification #: 998093910
Wyoming UST Certification #: via A2LA 2926.01
A2LA-ISO 17025 Certification #: 1461.01
A2LA-ISO 17025 Certification #: 1461.02
AIHA-LAP/LLC EMLAP Certification #:100789

Pace Analytical Services Charlotte

9800 Kincey Ave. Ste 100, Huntersville, NC 28078
Louisiana/NELAP Certification # LA170028
North Carolina Drinking Water Certification #: 37706
North Carolina Field Services Certification #: 5342
North Carolina Wastewater Certification #: 12
South Carolina Certification #: 99006001
Florida/NELAP Certification #: E87627
Kentucky UST Certification #: 84
Virginia/VELAP Certification #: 460221

Pace Analytical Services Asheville

2225 Riverside Drive, Asheville, NC 28804
Florida/NELAP Certification #: E87648
Massachusetts Certification #: M-NC030
North Carolina Drinking Water Certification #: 37712
North Carolina Wastewater Certification #: 40
South Carolina Certification #: 99030001
Virginia/VELAP Certification #: 460222

REPORT OF LABORATORY ANALYSIS

This report shall not be reproduced, except in full,
without the written consent of Pace Analytical Services, LLC.

Pace Analytical Services, LLC
9800 Kincey Ave. Suite 100
Huntersville, NC 28078
(704)875-9092

SAMPLE ANALYTE COUNT

Project: 2020-L1-2448
Pace Project No.: 92498535

Lab ID	Sample ID	Method	Analysts	Analytes Reported	Laboratory
92498535001	**14226_HC_RD**	MADEP VPH	DWR	6	PAN
		EPA 6010D	SH1	1	PASI-A
		SM 6200B	SAS	63	PASI-C

PAN = Pace National - Mt. Juliet
PASI-A = Pace Analytical Services - Asheville
PASI-C = Pace Analytical Services - Charlotte

This report shall not be reproduced, except in full,
without the written consent of Pace Analytical Services, LLC.

Pace Analytical Services, LLC
9800 Kincey Ave. Suite 100
Huntersville, NC 28078
(704)875-9092

ANALYTICAL RESULTS

Project: 2020-L1-2448
Pace Project No.: 92498535

Sample: 14226_HC_RD **Lab ID: 92498535001** Collected: 10/01/20 11:15 Received: 10/02/20 13:05 Matrix: Water

Parameters	Results	Units	Report Limit	DF	Prepared	Analyzed	CAS No.	Qual
MADEPV	Analytical Method: MADEP VPH Preparation Method: MADEPV Pace National - Mt. Juliet							
Aliphatic (C05-C08)	ND	ug/L	100	1	10/06/20 03:54	10/06/20 03:54		
Aliphatic (C09-C12)	ND	ug/L	100	1	10/06/20 03:54	10/06/20 03:54		
Aromatic (C09-C10),Unadjusted	ND	ug/L	100	1	10/06/20 03:54	10/06/20 03:54	TPHC9C10A	
Total VPH	ND	ug/L	100	1	10/06/20 03:54	10/06/20 03:54	VPH	
Surrogates								
2,5-Dibromotoluene (FID)	95.8	%	70.0-130	1	10/06/20 03:54	10/06/20 03:54	615-59-8FID	
2,5-Dibromotoluene (PID)	84.8	%	70.0-130	1	10/06/20 03:54	10/06/20 03:54	615-59-8PID	
6010 MET ICP	Analytical Method: EPA 6010D Preparation Method: EPA 3010A Pace Analytical Services - Asheville							
Lead	**6.1**	ug/L	5.0	1	10/03/20 00:46	10/03/20 12:24	7439-92-1	
6200B MSV	Analytical Method: SM 6200B Pace Analytical Services - Charlotte							
Benzene	ND	ug/L	0.50	1		10/02/20 18:01	71-43-2	
Bromobenzene	ND	ug/L	0.50	1		10/02/20 18:01	108-86-1	
Bromochloromethane	ND	ug/L	0.50	1		10/02/20 18:01	74-97-5	
Bromodichloromethane	ND	ug/L	0.50	1		10/02/20 18:01	75-27-4	
Bromoform	ND	ug/L	0.50	1		10/02/20 18:01	75-25-2	
Bromomethane	ND	ug/L	5.0	1		10/02/20 18:01	74-83-9	
n-Butylbenzene	ND	ug/L	0.50	1		10/02/20 18:01	104-51-8	
sec-Butylbenzene	ND	ug/L	0.50	1		10/02/20 18:01	135-98-8	
tert-Butylbenzene	ND	ug/L	0.50	1		10/02/20 18:01	98-06-6	
Carbon tetrachloride	ND	ug/L	0.50	1		10/02/20 18:01	56-23-5	
Chlorobenzene	ND	ug/L	0.50	1		10/02/20 18:01	108-90-7	
Chloroethane	ND	ug/L	1.0	1		10/02/20 18:01	75-00-3	
Chloroform	ND	ug/L	0.50	1		10/02/20 18:01	67-66-3	
Chloromethane	ND	ug/L	1.0	1		10/02/20 18:01	74-87-3	
2-Chlorotoluene	ND	ug/L	0.50	1		10/02/20 18:01	95-49-8	
4-Chlorotoluene	ND	ug/L	0.50	1		10/02/20 18:01	106-43-4	
1,2-Dibromo-3-chloropropane	ND	ug/L	1.0	1		10/02/20 18:01	96-12-8	
Dibromochloromethane	ND	ug/L	0.50	1		10/02/20 18:01	124-48-1	
1,2-Dibromoethane (EDB)	ND	ug/L	0.50	1		10/02/20 18:01	106-93-4	
Dibromomethane	ND	ug/L	0.50	1		10/02/20 18:01	74-95-3	
1,2-Dichlorobenzene	ND	ug/L	0.50	1		10/02/20 18:01	95-50-1	
1,3-Dichlorobenzene	ND	ug/L	0.50	1		10/02/20 18:01	541-73-1	
1,4-Dichlorobenzene	ND	ug/L	0.50	1		10/02/20 18:01	106-46-7	
Dichlorodifluoromethane	ND	ug/L	0.50	1		10/02/20 18:01	75-71-8	
1,1-Dichloroethane	ND	ug/L	0.50	1		10/02/20 18:01	75-34-3	
1,2-Dichloroethane	ND	ug/L	0.50	1		10/02/20 18:01	107-06-2	
1,1-Dichloroethene	ND	ug/L	0.50	1		10/02/20 18:01	75-35-4	
cis-1,2-Dichloroethene	ND	ug/L	0.50	1		10/02/20 18:01	156-59-2	
trans-1,2-Dichloroethene	ND	ug/L	0.50	1		10/02/20 18:01	156-60-5	
1,2-Dichloropropane	ND	ug/L	0.50	1		10/02/20 18:01	78-87-5	
1,3-Dichloropropane	ND	ug/L	0.50	1		10/02/20 18:01	142-28-9	
2,2-Dichloropropane	ND	ug/L	0.50	1		10/02/20 18:01	594-20-7	

REPORT OF LABORATORY ANALYSIS

This report shall not be reproduced, except in full,
without the written consent of Pace Analytical Services, LLC.

Pace Analytical Services, LLC
9800 Kincey Ave. Suite 100
Huntersville, NC 28078
(704)875-9092

ANALYTICAL RESULTS

Project: 2020-L1-2448
Pace Project No.: 92498535

Sample: 14226_HC_RD **Lab ID: 92498535001** Collected: 10/01/20 11:15 Received: 10/02/20 13:05 Matrix: Water

Parameters	Results	Units	Report Limit	DF	Prepared	Analyzed	CAS No.	Qual
6200B MSV	Analytical Method: SM 6200B Pace Analytical Services - Charlotte							
1,1-Dichloropropene	ND	ug/L	0.50	1		10/02/20 18:01	563-58-6	
cis-1,3-Dichloropropene	ND	ug/L	0.50	1		10/02/20 18:01	10061-01-5	
trans-1,3-Dichloropropene	ND	ug/L	0.50	1		10/02/20 18:01	10061-02-6	
Diisopropyl ether	ND	ug/L	0.50	1		10/02/20 18:01	108-20-3	
Ethylbenzene	ND	ug/L	0.50	1		10/02/20 18:01	100-41-4	
Hexachloro-1,3-butadiene	ND	ug/L	2.0	1		10/02/20 18:01	87-68-3	
Isopropylbenzene (Cumene)	ND	ug/L	0.50	1		10/02/20 18:01	98-82-8	
Methylene Chloride	ND	ug/L	2.0	1		10/02/20 18:01	75-09-2	
Methyl-tert-butyl ether	ND	ug/L	0.50	1		10/02/20 18:01	1634-04-4	
Naphthalene	ND	ug/L	2.0	1		10/02/20 18:01	91-20-3	
n-Propylbenzene	ND	ug/L	0.50	1		10/02/20 18:01	103-65-1	
Styrene	ND	ug/L	0.50	1		10/02/20 18:01	100-42-5	
1,1,1,2-Tetrachloroethane	ND	ug/L	0.50	1		10/02/20 18:01	630-20-6	
1,1,2,2-Tetrachloroethane	ND	ug/L	0.50	1		10/02/20 18:01	79-34-5	
Tetrachloroethene	ND	ug/L	0.50	1		10/02/20 18:01	127-18-4	
Toluene	ND	ug/L	0.50	1		10/02/20 18:01	108-88-3	
1,2,3-Trichlorobenzene	ND	ug/L	2.0	1		10/02/20 18:01	87-61-6	
1,2,4-Trichlorobenzene	ND	ug/L	2.0	1		10/02/20 18:01	120-82-1	
1,1,1-Trichloroethane	ND	ug/L	0.50	1		10/02/20 18:01	71-55-6	
1,1,2-Trichloroethane	ND	ug/L	0.50	1		10/02/20 18:01	79-00-5	
Trichloroethene	ND	ug/L	0.50	1		10/02/20 18:01	79-01-6	
Trichlorofluoromethane	ND	ug/L	1.0	1		10/02/20 18:01	75-69-4	
1,2,3-Trichloropropane	ND	ug/L	0.50	1		10/02/20 18:01	96-18-4	
1,2,4-Trimethylbenzene	ND	ug/L	0.50	1		10/02/20 18:01	95-63-6	
1,3,5-Trimethylbenzene	ND	ug/L	0.50	1		10/02/20 18:01	108-67-8	
Vinyl chloride	ND	ug/L	1.0	1		10/02/20 18:01	75-01-4	
m&p-Xylene	ND	ug/L	1.0	1		10/02/20 18:01	179601-23-1	
o-Xylene	ND	ug/L	0.50	1		10/02/20 18:01	95-47-6	
Surrogates								
1,2-Dichloroethane-d4 (S)	109	%	70-130	1		10/02/20 18:01	17060-07-0	
4-Bromofluorobenzene (S)	104	%	70-130	1		10/02/20 18:01	460-00-4	
Toluene-d8 (S)	104	%	70-130	1		10/02/20 18:01	2037-26-5	

REPORT OF LABORATORY ANALYSIS

This report shall not be reproduced, except in full,
without the written consent of Pace Analytical Services, LLC.

Pace Analytical Services, LLC
9800 Kincey Ave. Suite 100
Huntersville, NC 28078
(704)875-9092

QUALITY CONTROL DATA

Project: 2020-L1-2448
Pace Project No.: 92498535

QC Batch: 1554323
QC Batch Method: MADEPV
Analysis Method: MADEP VPH
Analysis Description: MADEPV
Laboratory: Pace National - Mt. Juliet

Associated Lab Samples: 92498535001

METHOD BLANK: R3578902-3 Matrix: Water
Associated Lab Samples: 92498535001

Parameter	Units	Blank Result	Reporting Limit	Analyzed	Qualifiers
Aliphatic (C05-C08)	ug/L	ND	100	10/05/20 17:02	
Aliphatic (C09-C12)	ug/L	ND	100	10/05/20 17:02	
Aromatic (C09-C10),Unadjusted	ug/L	ND	100	10/05/20 17:02	
Total VPH	ug/L	ND	100	10/05/20 17:02	
2,5-Dibromotoluene (FID)	%	86.6	70.0-130	10/05/20 17:02	
2,5-Dibromotoluene (PID)	%	75.8	70.0-130	10/05/20 17:02	

LABORATORY CONTROL SAMPLE & LCSD: R3578902-1 R3578902-2

Parameter	Units	Spike Conc.	LCS Result	LCSD Result	LCS % Rec	LCSD % Rec	% Rec Limits	RPD	Max RPD	Qualifiers
Aliphatic (C05-C08)	ug/L	1200	1380	1340	115	112	70.0-130	2.94	25	
Aliphatic (C09-C12)	ug/L	1400	1650	1650	118	118	70.0-130	0.00	25	
Aromatic (C09-C10),Unadjusted	ug/L	200	221	172	111	86.0	70.0-130	24.9	25	
Total VPH	ug/L	2800	3250	3160	116	113	70.0-130	2.81	25	
2,5-Dibromotoluene (FID)	%				94.1	95.2	70.0-130			
2,5-Dibromotoluene (PID)	%				84.8	83.4	70.0-130			

Results presented on this page are in the units indicated by the "Units" column except where an alternate unit is presented to the right of the result.

REPORT OF LABORATORY ANALYSIS

This report shall not be reproduced, except in full,
without the written consent of Pace Analytical Services, LLC.

Pace Analytical Services, LLC
9800 Kincey Ave. Suite 100
Huntersville, NC 28078
(704)875-9092

QUALITY CONTROL DATA

Project: 2020-L1-2448
Pace Project No.: 92498535

QC Batch: 570703
QC Batch Method: EPA 3010A
Analysis Method: EPA 6010D
Analysis Description: 6010 MET
Laboratory: Pace Analytical Services - Asheville
Associated Lab Samples: 92498535001

METHOD BLANK: 3023374 Matrix: Water
Associated Lab Samples: 92498535001

Parameter	Units	Blank Result	Reporting Limit	Analyzed	Qualifiers
Lead	ug/L	ND	5.0	10/03/20 11:52	

LABORATORY CONTROL SAMPLE: 3023375

Parameter	Units	Spike Conc.	LCS Result	LCS % Rec	% Rec Limits	Qualifiers
Lead	ug/L	500	491	98	80-120	

MATRIX SPIKE & MATRIX SPIKE DUPLICATE: 3023376 3023377

Parameter	Units	92498532001 Result	MS Spike Conc.	MSD Spike Conc.	MS Result	MSD Result	MS % Rec	MSD % Rec	% Rec Limits	RPD	Qual
Lead	ug/L	ND	500	500	507	499	101	99	75-125	2	

Results presented on this page are in the units indicated by the "Units" column except where an alternate unit is presented to the right of the result.

REPORT OF LABORATORY ANALYSIS

This report shall not be reproduced, except in full,
without the written consent of Pace Analytical Services, LLC.

Pace Analytical Services, LLC
9800 Kincey Ave. Suite 100
Huntersville, NC 28078
(704)875-9092

QUALITY CONTROL DATA

Project: 2020-L1-2448
Pace Project No.: 92498535

QC Batch: 570629
QC Batch Method: SM 6200B
Analysis Method: SM 6200B
Analysis Description: 6200B MSV
Laboratory: Pace Analytical Services - Charlotte

Associated Lab Samples: 92498535001

METHOD BLANK: 3022894 Matrix: Water
Associated Lab Samples: 92498535001

Parameter	Units	Blank Result	Reporting Limit	Analyzed	Qualifiers
1,1,1,2-Tetrachloroethane	ug/L	ND	0.50	10/02/20 11:20	
1,1,1-Trichloroethane	ug/L	ND	0.50	10/02/20 11:20	
1,1,2,2-Tetrachloroethane	ug/L	ND	0.50	10/02/20 11:20	
1,1,2-Trichloroethane	ug/L	ND	0.50	10/02/20 11:20	
1,1-Dichloroethane	ug/L	ND	0.50	10/02/20 11:20	
1,1-Dichloroethene	ug/L	ND	0.50	10/02/20 11:20	
1,1-Dichloropropene	ug/L	ND	0.50	10/02/20 11:20	
1,2,3-Trichlorobenzene	ug/L	ND	2.0	10/02/20 11:20	
1,2,3-Trichloropropane	ug/L	ND	0.50	10/02/20 11:20	
1,2,4-Trichlorobenzene	ug/L	ND	2.0	10/02/20 11:20	
1,2,4-Trimethylbenzene	ug/L	ND	0.50	10/02/20 11:20	
1,2-Dibromo-3-chloropropane	ug/L	ND	1.0	10/02/20 11:20	
1,2-Dibromoethane (EDB)	ug/L	ND	0.50	10/02/20 11:20	
1,2-Dichlorobenzene	ug/L	ND	0.50	10/02/20 11:20	
1,2-Dichloroethane	ug/L	ND	0.50	10/02/20 11:20	
1,2-Dichloropropane	ug/L	ND	0.50	10/02/20 11:20	
1,3,5-Trimethylbenzene	ug/L	ND	0.50	10/02/20 11:20	
1,3-Dichlorobenzene	ug/L	ND	0.50	10/02/20 11:20	
1,3-Dichloropropane	ug/L	ND	0.50	10/02/20 11:20	
1,4-Dichlorobenzene	ug/L	ND	0.50	10/02/20 11:20	
2,2-Dichloropropane	ug/L	ND	0.50	10/02/20 11:20	
2-Chlorotoluene	ug/L	ND	0.50	10/02/20 11:20	
4-Chlorotoluene	ug/L	ND	0.50	10/02/20 11:20	
Benzene	ug/L	ND	0.50	10/02/20 11:20	
Bromobenzene	ug/L	ND	0.50	10/02/20 11:20	
Bromochloromethane	ug/L	ND	0.50	10/02/20 11:20	
Bromodichloromethane	ug/L	ND	0.50	10/02/20 11:20	
Bromoform	ug/L	ND	0.50	10/02/20 11:20	
Bromomethane	ug/L	ND	5.0	10/02/20 11:20	
Carbon tetrachloride	ug/L	ND	0.50	10/02/20 11:20	
Chlorobenzene	ug/L	ND	0.50	10/02/20 11:20	
Chloroethane	ug/L	ND	1.0	10/02/20 11:20	
Chloroform	ug/L	ND	0.50	10/02/20 11:20	
Chloromethane	ug/L	ND	1.0	10/02/20 11:20	
cis-1,2-Dichloroethene	ug/L	ND	0.50	10/02/20 11:20	
cis-1,3-Dichloropropene	ug/L	ND	0.50	10/02/20 11:20	
Dibromochloromethane	ug/L	ND	0.50	10/02/20 11:20	
Dibromomethane	ug/L	ND	0.50	10/02/20 11:20	
Dichlorodifluoromethane	ug/L	ND	0.50	10/02/20 11:20	
Diisopropyl ether	ug/L	ND	0.50	10/02/20 11:20	

Results presented on this page are in the units indicated by the "Units" column except where an alternate unit is presented to the right of the result.

REPORT OF LABORATORY ANALYSIS

This report shall not be reproduced, except in full,
without the written consent of Pace Analytical Services, LLC.

Pace Analytical Services, LLC
9800 Kincey Ave. Suite 100
Huntersville, NC 28078
(704)875-9092

QUALITY CONTROL DATA

Project: 2020-L1-2448
Pace Project No.: 92498535

METHOD BLANK: 3022894 Matrix: Water
Associated Lab Samples: 92498535001

Parameter	Units	Blank Result	Reporting Limit	Analyzed	Qualifiers
Ethylbenzene	ug/L	ND	0.50	10/02/20 11:20	
Hexachloro-1,3-butadiene	ug/L	ND	2.0	10/02/20 11:20	
Isopropylbenzene (Cumene)	ug/L	ND	0.50	10/02/20 11:20	
m&p-Xylene	ug/L	ND	1.0	10/02/20 11:20	
Methyl-tert-butyl ether	ug/L	ND	0.50	10/02/20 11:20	
Methylene Chloride	ug/L	ND	2.0	10/02/20 11:20	
n-Butylbenzene	ug/L	ND	0.50	10/02/20 11:20	
n-Propylbenzene	ug/L	ND	0.50	10/02/20 11:20	
Naphthalene	ug/L	ND	2.0	10/02/20 11:20	
o-Xylene	ug/L	ND	0.50	10/02/20 11:20	
sec-Butylbenzene	ug/L	ND	0.50	10/02/20 11:20	
Styrene	ug/L	ND	0.50	10/02/20 11:20	
tert-Butylbenzene	ug/L	ND	0.50	10/02/20 11:20	
Tetrachloroethene	ug/L	ND	0.50	10/02/20 11:20	
Toluene	ug/L	ND	0.50	10/02/20 11:20	
trans-1,2-Dichloroethene	ug/L	ND	0.50	10/02/20 11:20	
trans-1,3-Dichloropropene	ug/L	ND	0.50	10/02/20 11:20	
Trichloroethene	ug/L	ND	0.50	10/02/20 11:20	
Trichlorofluoromethane	ug/L	ND	1.0	10/02/20 11:20	
Vinyl chloride	ug/L	ND	1.0	10/02/20 11:20	
1,2-Dichloroethane-d4 (S)	%	108	70-130	10/02/20 11:20	
4-Bromofluorobenzene (S)	%	102	70-130	10/02/20 11:20	
Toluene-d8 (S)	%	104	70-130	10/02/20 11:20	

LABORATORY CONTROL SAMPLE: 3022895

Parameter	Units	Spike Conc.	LCS Result	LCS % Rec	% Rec Limits	Qualifiers
1,1,1,2-Tetrachloroethane	ug/L	50	48.1	96	60-140	
1,1,1-Trichloroethane	ug/L	50	49.7	99	60-140	
1,1,2,2-Tetrachloroethane	ug/L	50	48.9	98	60-140	
1,1,2-Trichloroethane	ug/L	50	49.2	98	60-140	
1,1-Dichloroethane	ug/L	50	49.2	98	60-140	
1,1-Dichloroethene	ug/L	50	53.3	107	60-140	
1,1-Dichloropropene	ug/L	50	50.6	101	60-140	
1,2,3-Trichlorobenzene	ug/L	50	51.1	102	60-140	
1,2,3-Trichloropropane	ug/L	50	43.9	88	60-140	
1,2,4-Trichlorobenzene	ug/L	50	48.1	96	60-140	
1,2,4-Trimethylbenzene	ug/L	50	42.6	85	60-140	
1,2-Dibromo-3-chloropropane	ug/L	50	48.2	96	60-140	
1,2-Dibromoethane (EDB)	ug/L	50	49.3	99	60-140	
1,2-Dichlorobenzene	ug/L	50	44.5	89	60-140	
1,2-Dichloroethane	ug/L	50	45.7	91	60-140	
1,2-Dichloropropane	ug/L	50	49.9	100	60-140	
1,3,5-Trimethylbenzene	ug/L	50	43.2	86	60-140	

Results presented on this page are in the units indicated by the "Units" column except where an alternate unit is presented to the right of the result.

REPORT OF LABORATORY ANALYSIS

This report shall not be reproduced, except in full,
without the written consent of Pace Analytical Services, LLC.

Pace Analytical Services, LLC
9800 Kincey Ave. Suite 100
Huntersville, NC 28078
(704)875-9092

QUALITY CONTROL DATA

Project: 2020-L1-2448
Pace Project No.: 92498535

LABORATORY CONTROL SAMPLE: 3022895

Parameter	Units	Spike Conc.	LCS Result	LCS % Rec	% Rec Limits	Qualifiers
1,3-Dichlorobenzene	ug/L	50	43.7	87	60-140	
1,3-Dichloropropane	ug/L	50	49.2	98	60-140	
1,4-Dichlorobenzene	ug/L	50	44.3	89	60-140	
2,2-Dichloropropane	ug/L	50	49.5	99	60-140	
2-Chlorotoluene	ug/L	50	41.1	82	60-140	
4-Chlorotoluene	ug/L	50	43.3	87	60-140	
Benzene	ug/L	50	47.4	95	60-140	
Bromobenzene	ug/L	50	44.5	89	60-140	
Bromochloromethane	ug/L	50	50.2	100	60-140	
Bromodichloromethane	ug/L	50	46.1	92	60-140	
Bromoform	ug/L	50	53.4	107	60-140	
Bromomethane	ug/L	50	45.5	91	60-140	
Carbon tetrachloride	ug/L	50	50.0	100	60-140	
Chlorobenzene	ug/L	50	44.7	89	60-140	
Chloroethane	ug/L	50	41.9	84	60-140	
Chloroform	ug/L	50	47.6	95	60-140	
Chloromethane	ug/L	50	40.6	81	60-140	
cis-1,2-Dichloroethene	ug/L	50	48.8	98	60-140	
cis-1,3-Dichloropropene	ug/L	50	53.5	107	60-140	
Dibromochloromethane	ug/L	50	50.5	101	60-140	
Dibromomethane	ug/L	50	50.7	101	60-140	
Dichlorodifluoromethane	ug/L	50	44.7	89	60-140	
Diisopropyl ether	ug/L	50	49.5	99	60-140	
Ethylbenzene	ug/L	50	43.0	86	60-140	
Hexachloro-1,3-butadiene	ug/L	50	45.9	92	60-140	
Isopropylbenzene (Cumene)	ug/L	50	43.1	86	60-140	
m&p-Xylene	ug/L	100	86.3	86	60-140	
Methyl-tert-butyl ether	ug/L	50	52.6	105	60-140	
Methylene Chloride	ug/L	50	49.0	98	60-140	
n-Butylbenzene	ug/L	50	44.1	88	60-140	
n-Propylbenzene	ug/L	50	41.8	84	60-140	
Naphthalene	ug/L	50	47.5	95	60-140	
o-Xylene	ug/L	50	43.4	87	60-140	
sec-Butylbenzene	ug/L	50	44.5	89	60-140	
Styrene	ug/L	50	47.2	94	60-140	
tert-Butylbenzene	ug/L	50	36.6	73	60-140	
Tetrachloroethene	ug/L	50	44.4	89	60-140	
Toluene	ug/L	50	44.1	88	60-140	
trans-1,2-Dichloroethene	ug/L	50	50.7	101	60-140	
trans-1,3-Dichloropropene	ug/L	50	51.7	103	60-140	
Trichloroethene	ug/L	50	49.4	99	60-140	
Trichlorofluoromethane	ug/L	50	45.2	90	60-140	
Vinyl chloride	ug/L	50	43.1	86	60-140	
1,2-Dichloroethane-d4 (S)	%			105	70-130	
4-Bromofluorobenzene (S)	%			102	70-130	
Toluene-d8 (S)	%			101	70-130	

Results presented on this page are in the units indicated by the "Units" column except where an alternate unit is presented to the right of the result.

REPORT OF LABORATORY ANALYSIS

This report shall not be reproduced, except in full,
without the written consent of Pace Analytical Services, LLC.

Pace Analytical Services, LLC
9800 Kincey Ave. Suite 100
Huntersville, NC 28078
(704)875-9092

QUALITY CONTROL DATA

Project: 2020-L1-2448
Pace Project No.: 92498535

MATRIX SPIKE & MATRIX SPIKE DUPLICATE: 3022896 3022897

Parameter	Units	92496990001 Result	MS Spike Conc.	MSD Spike Conc.	MS Result	MSD Result	MS % Rec	MSD % Rec	% Rec Limits	RPD	Qual
1,1,1,2-Tetrachloroethane	ug/L	ND	25000	25000	22100	25600	89	102	60-140	14	
1,1,1-Trichloroethane	ug/L	ND	25000	25000	26000	29300	104	117	60-140	12	
1,1,2,2-Tetrachloroethane	ug/L	ND	25000	25000	22200	24600	89	98	60-140	10	
1,1,2-Trichloroethane	ug/L	ND	25000	25000	22500	25800	90	103	60-140	14	
1,1-Dichloroethane	ug/L	ND	25000	25000	24800	28200	99	113	60-140	13	
1,1-Dichloroethene	ug/L	ND	25000	25000	27200	29900	109	120	60-140	9	
1,1-Dichloropropene	ug/L	ND	25000	25000	26100	29400	105	117	60-140	12	
1,2,3-Trichlorobenzene	ug/L	ND	25000	25000	22500	27900	90	111	60-140	21	
1,2,3-Trichloropropane	ug/L	ND	25000	25000	20400	24100	81	96	60-140	17	
1,2,4-Trichlorobenzene	ug/L	ND	25000	25000	21700	27200	87	109	60-140	23	
1,2,4-Trimethylbenzene	ug/L	ND	25000	25000	19800	23400	79	94	60-140	17	
1,2-Dibromo-3-chloropropane	ug/L	ND	25000	25000	22200	23500	89	94	60-140	6	
1,2-Dibromoethane (EDB)	ug/L	ND	25000	25000	22800	24900	91	100	60-140	9	
1,2-Dichlorobenzene	ug/L	ND	25000	25000	20900	25000	84	100	60-140	18	
1,2-Dichloroethane	ug/L	ND	25000	25000	22900	26000	92	104	60-140	13	
1,2-Dichloropropane	ug/L	ND	25000	25000	24300	27400	97	109	60-140	12	
1,3,5-Trimethylbenzene	ug/L	ND	25000	25000	20400	24400	82	98	60-140	18	
1,3-Dichlorobenzene	ug/L	ND	25000	25000	20500	24400	82	98	60-140	17	
1,3-Dichloropropane	ug/L	ND	25000	25000	23000	25500	92	102	60-140	10	
1,4-Dichlorobenzene	ug/L	ND	25000	25000	21000	24200	84	97	60-140	14	
2,2-Dichloropropane	ug/L	ND	25000	25000	24100	27400	96	110	60-140	13	
2-Chlorotoluene	ug/L	ND	25000	25000	19700	24400	79	98	60-140	22	
4-Chlorotoluene	ug/L	ND	25000	25000	20300	23000	81	92	60-140	12	
Benzene	ug/L	ND	25000	25000	23100	26400	93	106	60-140	13	
Bromobenzene	ug/L	ND	25000	25000	20800	24200	83	97	60-140	15	
Bromochloromethane	ug/L	ND	25000	25000	25500	28600	102	114	60-140	11	
Bromodichloromethane	ug/L	ND	25000	25000	21700	24500	87	98	60-140	12	
Bromoform	ug/L	ND	25000	25000	23000	26100	92	105	60-140	13	
Bromomethane	ug/L	ND	25000	25000	21500	25300	86	101	60-140	16	
Carbon tetrachloride	ug/L	ND	25000	25000	25500	29200	102	117	60-140	14	
Chlorobenzene	ug/L	ND	25000	25000	22700	25400	91	102	60-140	11	
Chloroethane	ug/L	ND	25000	25000	23600	26600	94	106	60-140	12	
Chloroform	ug/L	ND	25000	25000	24800	26900	99	108	60-140	8	
Chloromethane	ug/L	ND	25000	25000	20900	23200	84	93	60-140	10	
cis-1,2-Dichloroethene	ug/L	ND	25000	25000	24400	28000	98	112	60-140	14	
cis-1,3-Dichloropropene	ug/L	ND	25000	25000	23600	27300	94	109	60-140	15	
Dibromochloromethane	ug/L	ND	25000	25000	22400	24900	89	100	60-140	11	
Dibromomethane	ug/L	ND	25000	25000	23900	27200	96	109	60-140	13	
Dichlorodifluoromethane	ug/L	ND	25000	25000	20900	23900	84	96	60-140	14	
Diisopropyl ether	ug/L	ND	25000	25000	23200	26300	93	105	60-140	13	
Ethylbenzene	ug/L	ND	25000	25000	21000	24500	84	98	60-140	15	
Hexachloro-1,3-butadiene	ug/L	ND	25000	25000	20900	26300	84	105	60-140	23	
Isopropylbenzene (Cumene)	ug/L	ND	25000	25000	21300	24700	85	99	60-140	15	
m&p-Xylene	ug/L	ND	50000	50000	41900	48900	84	98	60-140	15	
Methyl-tert-butyl ether	ug/L	ND	25000	25000	24600	27900	98	111	60-140	12	
Methylene Chloride	ug/L	ND	25000	25000	24500	27400	98	110	60-140	11	

Results presented on this page are in the units indicated by the "Units" column except where an alternate unit is presented to the right of the result.

REPORT OF LABORATORY ANALYSIS

This report shall not be reproduced, except in full,
without the written consent of Pace Analytical Services, LLC.

Pace Analytical Services, LLC
9800 Kincey Ave. Suite 100
Huntersville, NC 28078
(704)875-9092

QUALITY CONTROL DATA

Project: 2020-L1-2448
Pace Project No.: 92498535

MATRIX SPIKE & MATRIX SPIKE DUPLICATE: 3022896 3022897

Parameter	Units	92496990001 Result	MS Spike Conc.	MSD Spike Conc.	MS Result	MSD Result	MS % Rec	MSD % Rec	% Rec Limits	RPD	Qual
n-Butylbenzene	ug/L	ND	25000	25000	20800	24500	83	98	60-140	16	
n-Propylbenzene	ug/L	ND	25000	25000	20400	24100	82	96	60-140	17	
Naphthalene	ug/L	ND	25000	25000	22500	25500	84	96	60-140	12	
o-Xylene	ug/L	ND	25000	25000	21000	24500	84	98	60-140	15	
sec-Butylbenzene	ug/L	ND	25000	25000	21600	25000	86	100	60-140	15	
Styrene	ug/L	ND	25000	25000	22100	26000	88	104	60-140	16	
tert-Butylbenzene	ug/L	ND	25000	25000	17500	20600	70	82	60-140	16	
Tetrachloroethene	ug/L	ND	25000	25000	22900	25800	92	103	60-140	12	
Toluene	ug/L	198000	25000	25000	206000	241000	36	173	60-140	15	M1
trans-1,2-Dichloroethene	ug/L	ND	25000	25000	26300	29800	105	119	60-140	13	
trans-1,3-Dichloropropene	ug/L	ND	25000	25000	22600	26300	90	105	60-140	15	
Trichloroethene	ug/L	ND	25000	25000	23800	27300	95	109	60-140	14	
Trichlorofluoromethane	ug/L	ND	25000	25000	22200	27800	89	111	60-140	22	
Vinyl chloride	ug/L	ND	25000	25000	21900	25300	88	101	60-140	14	
1,2-Dichloroethane-d4 (S)	%						109	103	70-130		
4-Bromofluorobenzene (S)	%						103	102	70-130		
Toluene-d8 (S)	%						100	100	70-130		

Results presented on this page are in the units indicated by the "Units" column except where an alternate unit is presented to the right of the result.

REPORT OF LABORATORY ANALYSIS

This report shall not be reproduced, except in full,
without the written consent of Pace Analytical Services, LLC.

Pace Analytical Services, LLC
9800 Kincey Ave. Suite 100
Huntersville, NC 28078
(704)875-9092

QUALIFIERS

Project: 2020-L1-2448
Pace Project No.: 92498535

DEFINITIONS

DF - Dilution Factor, if reported, represents the factor applied to the reported data due to dilution of the sample aliquot.

ND - Not Detected at or above adjusted reporting limit.

TNTC - Too Numerous To Count

J - Estimated concentration above the adjusted method detection limit and below the adjusted reporting limit.

MDL - Adjusted Method Detection Limit.

PQL - Practical Quantitation Limit.

RL - Reporting Limit - The lowest concentration value that meets project requirements for quantitative data with known precision and bias for a specific analyte in a specific matrix.

S - Surrogate

1,2-Diphenylhydrazine decomposes to and cannot be separated from Azobenzene using Method 8270. The result for each analyte is a combined concentration.

Consistent with EPA guidelines, unrounded data are displayed and have been used to calculate % recovery and RPD values.

LCS(D) - Laboratory Control Sample (Duplicate)

MS(D) - Matrix Spike (Duplicate)

DUP - Sample Duplicate

RPD - Relative Percent Difference

NC - Not Calculable.

SG - Silica Gel - Clean-Up

U - Indicates the compound was analyzed for, but not detected.

Acid preservation may not be appropriate for 2 Chloroethylvinyl ether.

A separate vial preserved to a pH of 4-5 is recommended in SW846 Chapter 4 for the analysis of Acrolein and Acrylonitrile by EPA Method 8260.

N-Nitrosodiphenylamine decomposes and cannot be separated from Diphenylamine using Method 8270. The result reported for each analyte is a combined concentration.

Pace Analytical is TNI accredited. Contact your Pace PM for the current list of accredited analytes.

TNI - The NELAC Institute.

ANALYTE QUALIFIERS

M1 Matrix spike recovery exceeded QC limits. Batch accepted based on laboratory control sample (LCS) recovery.

This report shall not be reproduced, except in full,
without the written consent of Pace Analytical Services, LLC.

Pace Analytical Services, LLC
9800 Kincey Ave. Suite 100
Huntersville, NC 28078
(704)875-9092

QUALITY CONTROL DATA CROSS REFERENCE TABLE

Project: 2020-L1-2448
Pace Project No.: 92498535

Lab ID	Sample ID	QC Batch Method	QC Batch	Analytical Method	Analytical Batch
92498535001	**14226_HC_RD**	MADEPV	1554323	MADEP VPH	1554323
92498535001	**14226_HC_RD**	EPA 3010A	570703	EPA 6010D	570720
92498535001	**14226_HC_RD**	SM 6200B	570629		

This report shall not be reproduced, except in full,
without the written consent of Pace Analytical Services, LLC.

Pace Analytical®

CHAIN-OF-CUSTODY Analytical Request Document

Chain-of-Custody is a LEGAL DOCUMENT - Complete all relevent fields

LAB ... r Number or ... Y

WO# : 92498535

92498535

Container Preservative Type | Lab Project Manager:

** Preservative Types: (1) nitric acid, (2) sulfuric acid, (3) hydrochloric acid, (4) sodium hydroxide, (5) zinc acetate, (6) methanol, (7) sodium bisulfate, (8) sodium thiosulfate, (9) hexane, (A) ascorbic acid, (B) ammonium sulfate, (C) ammonium hydroxide, (D) TSP, (U) Unpreserved, (O) Other _____

Company: Apex Companies

Billing Information:

Address:

Report To: Andrew Street

Email To: Andrew Street / Emily Little

Copy To:

Site Collection Info/Address: 14226 H/CRD

Customer Project Name/Number: 2020-L1-2448

State: NC / County/City: Huntersville Time Zone Collected: [ ] PT [ ] MT [ ] CT [✓] ET

Phone:
Email:

Site/Facility ID #:

Compliance Monitoring? [ ] Yes [ ] No

Collected By (print): Matthew Fraioli

Purchase Order #:
Quote #:

DW PWS ID #:
DW Location Code:

Collected By (signature): [signature]

Turnaround Date Required: ASAP

Immediately Packed on Ice: [✓] Yes [ ] No

Sample Disposal:
[ ] Dispose as appropriate [ ] Return
[ ] Archive: _____
[ ] Hold: _____

Rush: [✓] Same Day [ ] Next Day
[ ] 2 Day [ ] 3 Day [ ] 4 Day [ ] 5 Day
(Expedite Charges Apply)

Field Filtered (if applicable): [ ] Yes [ ] No
Analysis: _____

* Matrix Codes (Insert in Matrix box below): Drinking Water (DW), Ground Water (GW), Wastewater (WW), Product (P), Soil/Solid (SL), Oil (OL), Wipe (WP), Air (AR), Tissue (TS), Bioassay (B), Vapor (V), Other (OT)

Analyses

Customer Sample ID	Matrix *	Comp / Grab	Collected (or Composite Start) Date	Collected (or Composite Start) Time	Composite End Date	Composite End Time	Res Cl	# of Ctns	SM 620 B	Lead	MADEP VPH							
14226 H/CRD	DW	G	10/01	1115				8	X	X	X							

Lab Profile/Line:

Lab Sample Receipt Checklist:

Custody Seals Present/Intact	Y N NA
Custody Signatures Present	Y N NA
Collector Signature Present	Y N NA
Bottles Intact	Y N NA
Correct Bottles	Y N NA
Sufficient Volume	Y N NA
Samples Received on Ice	Y N NA
VOA - Headspace Acceptable	Y N NA
USDA Regulated Soils	Y N NA
Samples in Holding Time	Y N NA
Residual Chlorine Present	Y N NA
Cl Strips:	
Sample pH Acceptable	Y N NA
pH Strips:	
Sulfide Present	Y N NA
Lead Acetate Strips:	

LAB USE ONLY:
Lab Sample # / Comments:
92498535
001

Customer Remarks / Special Conditions / Possible Hazards:

Type of Ice Used: Wet Blue Dry None

Packing Material Used:

Radchem sample(s) screened (<500 cpm): Y N NA

SHORT HOLDS PRESENT (<72 hours): Y N N/A

Lab Tracking #: 2528772

Samples received via: FEDEX UPS Client Courier Pace Courier

Lab Sample Temperature Info:
Temp Blank Received: Y N NA
Therm ID#: 527067
Cooler 1 Temp Upon Receipt: 3.0 oC
Cooler 1 Therm Corr. Factor: 0 oC
Cooler 1 Corrected Temp: 3.0 oC
Comments:

Relinquished by/Company: (Signature)	Date/Time:	Received by/Company: (Signature)	Date/Time:
[signature]	1300 10/02/20	[signature]	10-2-20 1305
Relinquished by/Company: (Signature)	Date/Time:	Received by/Company: (Signature)	Date/Time:
[signature]	10-2-20 1331	MDG Pace HVL	10-2-20 1331
Relinquished by/Company: (Signature)	Date/Time:	Received by/Company: (Signature)	Date/Time:

MTJL LAB USE ONLY
Table #:
Acctnum:
Template:
Prelogin:
PM:
PB:

Trip Blank Received: Y N NA
HCL MeOH TSP Other

Non Conformance(s): YES / NO

Page: _____ of: _____

Pace Analytical Services, LLC
9800 Kincey Ave. Suite 100
Huntersville, NC 28078
(704)875-9092

October 07, 2020

Andrew Street
Apex Companies - NC
5900 Northwoods Business Pkwy
Suite 5900-0
Charlotte, NC 28269

RE: Project: 2020-L1-2448
Pace Project No.: 92498536

Dear Andrew Street:

Enclosed are the analytical results for sample(s) received by the laboratory on October 02, 2020. The results relate only to the samples included in this report. Results reported herein conform to the applicable TNI/NELAC Standards and the laboratory's Quality Manual, where applicable, unless otherwise noted in the body of the report.

The test results provided in this final report were generated by each of the following laboratories within the Pace Network:

- Pace National - Mt. Juliet
- Pace Analytical Services - Asheville
- Pace Analytical Services - Charlotte

If you have any questions concerning this report, please feel free to contact me.

Sincerely,

Angela M. Baioni

Angela Baioni
angela.baioni@pacelabs.com
(704)875-9092
Project Manager

Enclosures

cc: J Culbreath, Colonial Pipeline Company
Robert Hughes, Colonial Pipeline
Margaret King, APEX Companies, LLC
Emily Little, Apex Companies
Jeff Morrison, Colonial Pipeline Company
Tom Naumann, APEX Companies - NC
Joe Nicolette, Montrose-EPS
Christopher Schultz, Apex Companies
Alex Testoff, Montrose-EPS
Michael Verdon, Colonial Pipeline Company
JM Wyatt, Colonial Pipeline Company

This report shall not be reproduced, except in full,
without the written consent of Pace Analytical Services, LLC.

Pace Analytical Services, LLC
9800 Kincey Ave. Suite 100
Huntersville, NC 28078
(704)875-9092

CERTIFICATIONS

Project: 2020-L1-2448
Pace Project No.: 92498536

Pace Analytical Services National

12065 Lebanon Road, Mt. Juliet, TN 37122
Alabama Certification #: 40660
Alaska Certification 17-026
Arizona Certification #: AZ0612
Arkansas Certification #: 88-0469
California Certification #: 2932
Canada Certification #: 1461.01
Colorado Certification #: TN00003
Connecticut Certification #: PH-0197
DOD Certification: #1461.01
EPA# TN00003
Florida Certification #: E87487
Georgia DW Certification #: 923
Georgia Certification: NELAP
Idaho Certification #: TN00003
Illinois Certification #: 200008
Indiana Certification #: C-TN-01
Iowa Certification #: 364
Kansas Certification #: E-10277
Kentucky UST Certification #: 16
Kentucky Certification #: 90010
Louisiana Certification #: AI30792
Louisiana DW Certification #: LA180010
Maine Certification #: TN0002
Maryland Certification #: 324
Massachusetts Certification #: M-TN003
Michigan Certification #: 9958
Minnesota Certification #: 047-999-395
Mississippi Certification #: TN00003
Missouri Certification #: 340
Montana Certification #: CERT0086
Nebraska Certification #: NE-OS-15-05
Nevada Certification #: TN-03-2002-34
New Hampshire Certification #: 2975
New Jersey Certification #: TN002
New Mexico DW Certification
New York Certification #: 11742
North Carolina Aquatic Toxicity Certification #: 41
North Carolina Drinking Water Certification #: 21704
North Carolina Environmental Certificate #: 375
North Dakota Certification #: R-140
Ohio VAP Certification #: CL0069
Oklahoma Certification #: 9915
Oregon Certification #: TN200002
Pennsylvania Certification #: 68-02979
Rhode Island Certification #: LAO00356
South Carolina Certification #: 84004
South Dakota Certification
Tennessee DW/Chem/Micro Certification #: 2006
Texas Certification #: T 104704245-17-14
Texas Mold Certification #: LAB0152
USDA Soil Permit #: P330-15-00234
Utah Certification #: TN00003
Virginia Certification #: VT2006
Vermont Dept. of Health: ID# VT-2006
Virginia Certification #: 460132
Washington Certification #: C847
West Virginia Certification #: 233
Wisconsin Certification #: 998093910
Wyoming UST Certification #: via A2LA 2926.01
A2LA-ISO 17025 Certification #: 1461.01
A2LA-ISO 17025 Certification #: 1461.02
AIHA-LAP/LLC EMLAP Certification #:100789

Pace Analytical Services Charlotte

9800 Kincey Ave. Ste 100, Huntersville, NC 28078
Louisiana/NELAP Certification # LA170028
North Carolina Drinking Water Certification #: 37706
North Carolina Field Services Certification #: 5342
North Carolina Wastewater Certification #: 12
South Carolina Certification #: 99006001
Florida/NELAP Certification #: E87627
Kentucky UST Certification #: 84
Virginia/VELAP Certification #: 460221

Pace Analytical Services Asheville

2225 Riverside Drive, Asheville, NC 28804
Florida/NELAP Certification #: E87648
Massachusetts Certification #: M-NC030
North Carolina Drinking Water Certification #: 37712
North Carolina Wastewater Certification #: 40
South Carolina Certification #: 99030001
Virginia/VELAP Certification #: 460222

REPORT OF LABORATORY ANALYSIS

This report shall not be reproduced, except in full,
without the written consent of Pace Analytical Services, LLC.

Pace Analytical Services, LLC
9800 Kincey Ave. Suite 100
Huntersville, NC 28078
(704)875-9092

SAMPLE ANALYTE COUNT

Project: 2020-L1-2448
Pace Project No.: 92498536

Lab ID	Sample ID	Method	Analysts	Analytes Reported	Laboratory
92498536001	**13937_AC_RD**	MADEP VPH	DWR	6	PAN
		EPA 6010D	SH1	1	PASI-A
		SM 6200B	SAS	63	PASI-C

PAN = Pace National - Mt. Juliet
PASI-A = Pace Analytical Services - Asheville
PASI-C = Pace Analytical Services - Charlotte

This report shall not be reproduced, except in full,
without the written consent of Pace Analytical Services, LLC.

Pace Analytical Services, LLC
9800 Kincey Ave. Suite 100
Huntersville, NC 28078
(704)875-9092

ANALYTICAL RESULTS

Project: 2020-L1-2448
Pace Project No.: 92498536

Sample: 13937_AC_RD **Lab ID: 92498536001** Collected: 10/01/20 16:50 Received: 10/02/20 13:05 Matrix: Water

Parameters	Results	Units	Report Limit	DF	Prepared	Analyzed	CAS No.	Qual
MADEPV	Analytical Method: MADEP VPH Preparation Method: MADEPV Pace National - Mt. Juliet							
Aliphatic (C05-C08)	ND	ug/L	100	1	10/06/20 04:30	10/06/20 04:30		
Aliphatic (C09-C12)	ND	ug/L	100	1	10/06/20 04:30	10/06/20 04:30		
Aromatic (C09-C10),Unadjusted	ND	ug/L	100	1	10/06/20 04:30	10/06/20 04:30	TPHC9C10A	
Total VPH	ND	ug/L	100	1	10/06/20 04:30	10/06/20 04:30	VPH	
Surrogates								
2,5-Dibromotoluene (FID)	95.5	%	70.0-130	1	10/06/20 04:30	10/06/20 04:30	615-59-8FID	
2,5-Dibromotoluene (PID)	82.0	%	70.0-130	1	10/06/20 04:30	10/06/20 04:30	615-59-8PID	
6010 MET ICP	Analytical Method: EPA 6010D Preparation Method: EPA 3010A Pace Analytical Services - Asheville							
Lead	ND	ug/L	5.0	1	10/03/20 00:46	10/03/20 12:27	7439-92-1	
6200B MSV	Analytical Method: SM 6200B Pace Analytical Services - Charlotte							
Benzene	ND	ug/L	0.50	1		10/02/20 23:51	71-43-2	
Bromobenzene	ND	ug/L	0.50	1		10/02/20 23:51	108-86-1	
Bromochloromethane	ND	ug/L	0.50	1		10/02/20 23:51	74-97-5	
Bromodichloromethane	ND	ug/L	0.50	1		10/02/20 23:51	75-27-4	
Bromoform	ND	ug/L	0.50	1		10/02/20 23:51	75-25-2	
Bromomethane	ND	ug/L	5.0	1		10/02/20 23:51	74-83-9	
n-Butylbenzene	ND	ug/L	0.50	1		10/02/20 23:51	104-51-8	
sec-Butylbenzene	ND	ug/L	0.50	1		10/02/20 23:51	135-98-8	
tert-Butylbenzene	ND	ug/L	0.50	1		10/02/20 23:51	98-06-6	
Carbon tetrachloride	ND	ug/L	0.50	1		10/02/20 23:51	56-23-5	
Chlorobenzene	ND	ug/L	0.50	1		10/02/20 23:51	108-90-7	
Chloroethane	ND	ug/L	1.0	1		10/02/20 23:51	75-00-3	
Chloroform	ND	ug/L	0.50	1		10/02/20 23:51	67-66-3	
Chloromethane	ND	ug/L	1.0	1		10/02/20 23:51	74-87-3	
2-Chlorotoluene	ND	ug/L	0.50	1		10/02/20 23:51	95-49-8	
4-Chlorotoluene	ND	ug/L	0.50	1		10/02/20 23:51	106-43-4	
1,2-Dibromo-3-chloropropane	ND	ug/L	1.0	1		10/02/20 23:51	96-12-8	
Dibromochloromethane	ND	ug/L	0.50	1		10/02/20 23:51	124-48-1	
1,2-Dibromoethane (EDB)	ND	ug/L	0.50	1		10/02/20 23:51	106-93-4	
Dibromomethane	ND	ug/L	0.50	1		10/02/20 23:51	74-95-3	
1,2-Dichlorobenzene	ND	ug/L	0.50	1		10/02/20 23:51	95-50-1	
1,3-Dichlorobenzene	ND	ug/L	0.50	1		10/02/20 23:51	541-73-1	
1,4-Dichlorobenzene	ND	ug/L	0.50	1		10/02/20 23:51	106-46-7	
Dichlorodifluoromethane	ND	ug/L	0.50	1		10/02/20 23:51	75-71-8	
1,1-Dichloroethane	ND	ug/L	0.50	1		10/02/20 23:51	75-34-3	
1,2-Dichloroethane	ND	ug/L	0.50	1		10/02/20 23:51	107-06-2	
1,1-Dichloroethene	ND	ug/L	0.50	1		10/02/20 23:51	75-35-4	
cis-1,2-Dichloroethene	ND	ug/L	0.50	1		10/02/20 23:51	156-59-2	
trans-1,2-Dichloroethene	ND	ug/L	0.50	1		10/02/20 23:51	156-60-5	
1,2-Dichloropropane	ND	ug/L	0.50	1		10/02/20 23:51	78-87-5	
1,3-Dichloropropane	ND	ug/L	0.50	1		10/02/20 23:51	142-28-9	
2,2-Dichloropropane	ND	ug/L	0.50	1		10/02/20 23:51	594-20-7	

REPORT OF LABORATORY ANALYSIS

This report shall not be reproduced, except in full,
without the written consent of Pace Analytical Services, LLC.

Pace Analytical Services, LLC
9800 Kincey Ave. Suite 100
Huntersville, NC 28078
(704)875-9092

ANALYTICAL RESULTS

Project: 2020-L1-2448
Pace Project No.: 92498536

Sample: 13937_AC_RD **Lab ID: 92498536001** Collected: 10/01/20 16:50 Received: 10/02/20 13:05 Matrix: Water

Parameters	Results	Units	Report Limit	DF	Prepared	Analyzed	CAS No.	Qual
6200B MSV	Analytical Method: SM 6200B Pace Analytical Services - Charlotte							
1,1-Dichloropropene	ND	ug/L	0.50	1		10/02/20 23:51	563-58-6	
cis-1,3-Dichloropropene	ND	ug/L	0.50	1		10/02/20 23:51	10061-01-5	
trans-1,3-Dichloropropene	ND	ug/L	0.50	1		10/02/20 23:51	10061-02-6	
Diisopropyl ether	ND	ug/L	0.50	1		10/02/20 23:51	108-20-3	
Ethylbenzene	ND	ug/L	0.50	1		10/02/20 23:51	100-41-4	
Hexachloro-1,3-butadiene	ND	ug/L	2.0	1		10/02/20 23:51	87-68-3	
Isopropylbenzene (Cumene)	ND	ug/L	0.50	1		10/02/20 23:51	98-82-8	
Methylene Chloride	ND	ug/L	2.0	1		10/02/20 23:51	75-09-2	
Methyl-tert-butyl ether	ND	ug/L	0.50	1		10/02/20 23:51	1634-04-4	
Naphthalene	ND	ug/L	2.0	1		10/02/20 23:51	91-20-3	
n-Propylbenzene	ND	ug/L	0.50	1		10/02/20 23:51	103-65-1	
Styrene	ND	ug/L	0.50	1		10/02/20 23:51	100-42-5	
1,1,1,2-Tetrachloroethane	ND	ug/L	0.50	1		10/02/20 23:51	630-20-6	
1,1,2,2-Tetrachloroethane	ND	ug/L	0.50	1		10/02/20 23:51	79-34-5	
Tetrachloroethene	ND	ug/L	0.50	1		10/02/20 23:51	127-18-4	
Toluene	ND	ug/L	0.50	1		10/02/20 23:51	108-88-3	
1,2,3-Trichlorobenzene	ND	ug/L	2.0	1		10/02/20 23:51	87-61-6	
1,2,4-Trichlorobenzene	ND	ug/L	2.0	1		10/02/20 23:51	120-82-1	
1,1,1-Trichloroethane	ND	ug/L	0.50	1		10/02/20 23:51	71-55-6	
1,1,2-Trichloroethane	ND	ug/L	0.50	1		10/02/20 23:51	79-00-5	
Trichloroethene	ND	ug/L	0.50	1		10/02/20 23:51	79-01-6	
Trichlorofluoromethane	ND	ug/L	1.0	1		10/02/20 23:51	75-69-4	
1,2,3-Trichloropropane	ND	ug/L	0.50	1		10/02/20 23:51	96-18-4	
1,2,4-Trimethylbenzene	ND	ug/L	0.50	1		10/02/20 23:51	95-63-6	
1,3,5-Trimethylbenzene	ND	ug/L	0.50	1		10/02/20 23:51	108-67-8	
Vinyl chloride	ND	ug/L	1.0	1		10/02/20 23:51	75-01-4	
m&p-Xylene	ND	ug/L	1.0	1		10/02/20 23:51	179601-23-1	
o-Xylene	ND	ug/L	0.50	1		10/02/20 23:51	95-47-6	
Surrogates								
1,2-Dichloroethane-d4 (S)	108	%	70-130	1		10/02/20 23:51	17060-07-0	
4-Bromofluorobenzene (S)	100	%	70-130	1		10/02/20 23:51	460-00-4	
Toluene-d8 (S)	105	%	70-130	1		10/02/20 23:51	2037-26-5	

REPORT OF LABORATORY ANALYSIS

This report shall not be reproduced, except in full,
without the written consent of Pace Analytical Services, LLC.

Pace Analytical Services, LLC
9800 Kincey Ave. Suite 100
Huntersville, NC 28078
(704)875-9092

QUALITY CONTROL DATA

Project: 2020-L1-2448
Pace Project No.: 92498536

QC Batch: 1554323
QC Batch Method: MADEPV
Analysis Method: MADEP VPH
Analysis Description: MADEPV
Laboratory: Pace National - Mt. Juliet

Associated Lab Samples: 92498536001

METHOD BLANK: R3578902-3 Matrix: Water
Associated Lab Samples: 92498536001

Parameter	Units	Blank Result	Reporting Limit	Analyzed	Qualifiers
Aliphatic (C05-C08)	ug/L	ND	100	10/05/20 17:02	
Aliphatic (C09-C12)	ug/L	ND	100	10/05/20 17:02	
Aromatic (C09-C10),Unadjusted	ug/L	ND	100	10/05/20 17:02	
Total VPH	ug/L	ND	100	10/05/20 17:02	
2,5-Dibromotoluene (FID)	%	86.6	70.0-130	10/05/20 17:02	
2,5-Dibromotoluene (PID)	%	75.8	70.0-130	10/05/20 17:02	

LABORATORY CONTROL SAMPLE & LCSD: R3578902-1 R3578902-2

Parameter	Units	Spike Conc.	LCS Result	LCSD Result	LCS % Rec	LCSD % Rec	% Rec Limits	RPD	Max RPD	Qualifiers
Aliphatic (C05-C08)	ug/L	1200	1380	1340	115	112	70.0-130	2.94	25	
Aliphatic (C09-C12)	ug/L	1400	1650	1650	118	118	70.0-130	0.00	25	
Aromatic (C09-C10),Unadjusted	ug/L	200	221	172	111	86.0	70.0-130	24.9	25	
Total VPH	ug/L	2800	3250	3160	116	113	70.0-130	2.81	25	
2,5-Dibromotoluene (FID)	%				94.1	95.2	70.0-130			
2,5-Dibromotoluene (PID)	%				84.8	83.4	70.0-130			

Results presented on this page are in the units indicated by the "Units" column except where an alternate unit is presented to the right of the result.

REPORT OF LABORATORY ANALYSIS

This report shall not be reproduced, except in full,
without the written consent of Pace Analytical Services, LLC.

Pace Analytical Services, LLC
9800 Kincey Ave. Suite 100
Huntersville, NC 28078
(704)875-9092

QUALITY CONTROL DATA

Project: 2020-L1-2448
Pace Project No.: 92498536

QC Batch: 570703
QC Batch Method: EPA 3010A
Analysis Method: EPA 6010D
Analysis Description: 6010 MET
Laboratory: Pace Analytical Services - Asheville
Associated Lab Samples: 92498536001

METHOD BLANK: 3023374 Matrix: Water
Associated Lab Samples: 92498536001

Parameter	Units	Blank Result	Reporting Limit	Analyzed	Qualifiers
Lead	ug/L	ND	5.0	10/03/20 11:52	

LABORATORY CONTROL SAMPLE: 3023375

Parameter	Units	Spike Conc.	LCS Result	LCS % Rec	% Rec Limits	Qualifiers
Lead	ug/L	500	491	98	80-120	

MATRIX SPIKE & MATRIX SPIKE DUPLICATE: 3023376 3023377

Parameter	Units	92498532001 Result	MS Spike Conc.	MSD Spike Conc.	MS Result	MSD Result	MS % Rec	MSD % Rec	% Rec Limits	RPD	Qual
Lead	ug/L	ND	500	500	507	499	101	99	75-125	2	

Results presented on this page are in the units indicated by the "Units" column except where an alternate unit is presented to the right of the result.

REPORT OF LABORATORY ANALYSIS

This report shall not be reproduced, except in full,
without the written consent of Pace Analytical Services, LLC.

Pace Analytical Services, LLC
9800 Kincey Ave. Suite 100
Huntersville, NC 28078
(704)875-9092

QUALITY CONTROL DATA

Project: 2020-L1-2448
Pace Project No.: 92498536

QC Batch: 570653
QC Batch Method: SM 6200B
Analysis Method: SM 6200B
Analysis Description: 6200B MSV
Laboratory: Pace Analytical Services - Charlotte

Associated Lab Samples: 92498536001

METHOD BLANK: 3023000 Matrix: Water
Associated Lab Samples: 92498536001

Parameter	Units	Blank Result	Reporting Limit	Analyzed	Qualifiers
1,1,1,2-Tetrachloroethane	ug/L	ND	0.50	10/02/20 22:41	
1,1,1-Trichloroethane	ug/L	ND	0.50	10/02/20 22:41	
1,1,2,2-Tetrachloroethane	ug/L	ND	0.50	10/02/20 22:41	
1,1,2-Trichloroethane	ug/L	ND	0.50	10/02/20 22:41	
1,1-Dichloroethane	ug/L	ND	0.50	10/02/20 22:41	
1,1-Dichloroethene	ug/L	ND	0.50	10/02/20 22:41	
1,1-Dichloropropene	ug/L	ND	0.50	10/02/20 22:41	
1,2,3-Trichlorobenzene	ug/L	ND	2.0	10/02/20 22:41	
1,2,3-Trichloropropane	ug/L	ND	0.50	10/02/20 22:41	
1,2,4-Trichlorobenzene	ug/L	ND	2.0	10/02/20 22:41	
1,2,4-Trimethylbenzene	ug/L	ND	0.50	10/02/20 22:41	
1,2-Dibromo-3-chloropropane	ug/L	ND	1.0	10/02/20 22:41	
1,2-Dibromoethane (EDB)	ug/L	ND	0.50	10/02/20 22:41	
1,2-Dichlorobenzene	ug/L	ND	0.50	10/02/20 22:41	
1,2-Dichloroethane	ug/L	ND	0.50	10/02/20 22:41	
1,2-Dichloropropane	ug/L	ND	0.50	10/02/20 22:41	
1,3,5-Trimethylbenzene	ug/L	ND	0.50	10/02/20 22:41	
1,3-Dichlorobenzene	ug/L	ND	0.50	10/02/20 22:41	
1,3-Dichloropropane	ug/L	ND	0.50	10/02/20 22:41	
1,4-Dichlorobenzene	ug/L	ND	0.50	10/02/20 22:41	
2,2-Dichloropropane	ug/L	ND	0.50	10/02/20 22:41	
2-Chlorotoluene	ug/L	ND	0.50	10/02/20 22:41	
4-Chlorotoluene	ug/L	ND	0.50	10/02/20 22:41	
Benzene	ug/L	ND	0.50	10/02/20 22:41	
Bromobenzene	ug/L	ND	0.50	10/02/20 22:41	
Bromochloromethane	ug/L	ND	0.50	10/02/20 22:41	
Bromodichloromethane	ug/L	ND	0.50	10/02/20 22:41	
Bromoform	ug/L	ND	0.50	10/02/20 22:41	
Bromomethane	ug/L	ND	5.0	10/02/20 22:41	
Carbon tetrachloride	ug/L	ND	0.50	10/02/20 22:41	
Chlorobenzene	ug/L	ND	0.50	10/02/20 22:41	
Chloroethane	ug/L	ND	1.0	10/02/20 22:41	
Chloroform	ug/L	ND	0.50	10/02/20 22:41	
Chloromethane	ug/L	ND	1.0	10/02/20 22:41	
cis-1,2-Dichloroethene	ug/L	ND	0.50	10/02/20 22:41	
cis-1,3-Dichloropropene	ug/L	ND	0.50	10/02/20 22:41	
Dibromochloromethane	ug/L	ND	0.50	10/02/20 22:41	
Dibromomethane	ug/L	ND	0.50	10/02/20 22:41	
Dichlorodifluoromethane	ug/L	ND	0.50	10/02/20 22:41	
Diisopropyl ether	ug/L	ND	0.50	10/02/20 22:41	

Results presented on this page are in the units indicated by the "Units" column except where an alternate unit is presented to the right of the result.

REPORT OF LABORATORY ANALYSIS

This report shall not be reproduced, except in full,
without the written consent of Pace Analytical Services, LLC.

Pace Analytical Services, LLC
9800 Kincey Ave. Suite 100
Huntersville, NC 28078
(704)875-9092

QUALITY CONTROL DATA

Project: 2020-L1-2448
Pace Project No.: 92498536

METHOD BLANK: 3023000 Matrix: Water
Associated Lab Samples: 92498536001

Parameter	Units	Blank Result	Reporting Limit	Analyzed	Qualifiers
Ethylbenzene	ug/L	ND	0.50	10/02/20 22:41	
Hexachloro-1,3-butadiene	ug/L	ND	2.0	10/02/20 22:41	
Isopropylbenzene (Cumene)	ug/L	ND	0.50	10/02/20 22:41	
m&p-Xylene	ug/L	ND	1.0	10/02/20 22:41	
Methyl-tert-butyl ether	ug/L	ND	0.50	10/02/20 22:41	
Methylene Chloride	ug/L	ND	2.0	10/02/20 22:41	
n-Butylbenzene	ug/L	ND	0.50	10/02/20 22:41	
n-Propylbenzene	ug/L	ND	0.50	10/02/20 22:41	
Naphthalene	ug/L	ND	2.0	10/02/20 22:41	
o-Xylene	ug/L	ND	0.50	10/02/20 22:41	
sec-Butylbenzene	ug/L	ND	0.50	10/02/20 22:41	
Styrene	ug/L	ND	0.50	10/02/20 22:41	
tert-Butylbenzene	ug/L	ND	0.50	10/02/20 22:41	
Tetrachloroethene	ug/L	ND	0.50	10/02/20 22:41	
Toluene	ug/L	ND	0.50	10/02/20 22:41	
trans-1,2-Dichloroethene	ug/L	ND	0.50	10/02/20 22:41	
trans-1,3-Dichloropropene	ug/L	ND	0.50	10/02/20 22:41	
Trichloroethene	ug/L	ND	0.50	10/02/20 22:41	
Trichlorofluoromethane	ug/L	ND	1.0	10/02/20 22:41	
Vinyl chloride	ug/L	ND	1.0	10/02/20 22:41	
1,2-Dichloroethane-d4 (S)	%	107	70-130	10/02/20 22:41	
4-Bromofluorobenzene (S)	%	101	70-130	10/02/20 22:41	
Toluene-d8 (S)	%	104	70-130	10/02/20 22:41	

LABORATORY CONTROL SAMPLE: 3023001

Parameter	Units	Spike Conc.	LCS Result	LCS % Rec	% Rec Limits	Qualifiers
1,1,1,2-Tetrachloroethane	ug/L	50	48.1	96	60-140	
1,1,1-Trichloroethane	ug/L	50	50.1	100	60-140	
1,1,2,2-Tetrachloroethane	ug/L	50	49.8	100	60-140	
1,1,2-Trichloroethane	ug/L	50	48.9	98	60-140	
1,1-Dichloroethane	ug/L	50	49.0	98	60-140	
1,1-Dichloroethene	ug/L	50	49.2	98	60-140	
1,1-Dichloropropene	ug/L	50	50.5	101	60-140	
1,2,3-Trichlorobenzene	ug/L	50	51.0	102	60-140	
1,2,3-Trichloropropane	ug/L	50	45.5	91	60-140	
1,2,4-Trichlorobenzene	ug/L	50	46.2	92	60-140	
1,2,4-Trimethylbenzene	ug/L	50	42.4	85	60-140	
1,2-Dibromo-3-chloropropane	ug/L	50	51.1	102	60-140	
1,2-Dibromoethane (EDB)	ug/L	50	50.4	101	60-140	
1,2-Dichlorobenzene	ug/L	50	43.7	87	60-140	
1,2-Dichloroethane	ug/L	50	46.7	93	60-140	
1,2-Dichloropropane	ug/L	50	49.0	98	60-140	
1,3,5-Trimethylbenzene	ug/L	50	43.5	87	60-140	

Results presented on this page are in the units indicated by the "Units" column except where an alternate unit is presented to the right of the result.

REPORT OF LABORATORY ANALYSIS

This report shall not be reproduced, except in full,
without the written consent of Pace Analytical Services, LLC.

Pace Analytical Services, LLC
9800 Kincey Ave. Suite 100
Huntersville, NC 28078
(704)875-9092

QUALITY CONTROL DATA

Project: 2020-L1-2448
Pace Project No.: 92498536

LABORATORY CONTROL SAMPLE: 3023001

Parameter	Units	Spike Conc.	LCS Result	LCS % Rec	% Rec Limits	Qualifiers
1,3-Dichlorobenzene	ug/L	50	43.4	87	60-140	
1,3-Dichloropropane	ug/L	50	50.1	100	60-140	
1,4-Dichlorobenzene	ug/L	50	42.9	86	60-140	
2,2-Dichloropropane	ug/L	50	49.3	99	60-140	
2-Chlorotoluene	ug/L	50	41.0	82	60-140	
4-Chlorotoluene	ug/L	50	43.5	87	60-140	
Benzene	ug/L	50	46.6	93	60-140	
Bromobenzene	ug/L	50	44.4	89	60-140	
Bromochloromethane	ug/L	50	50.6	101	60-140	
Bromodichloromethane	ug/L	50	45.0	90	60-140	
Bromoform	ug/L	50	53.8	108	60-140	
Bromomethane	ug/L	50	48.2	96	60-140	
Carbon tetrachloride	ug/L	50	47.9	96	60-140	
Chlorobenzene	ug/L	50	43.7	87	60-140	
Chloroethane	ug/L	50	41.9	84	60-140	
Chloroform	ug/L	50	49.7	99	60-140	
Chloromethane	ug/L	50	40.4	81	60-140	
cis-1,2-Dichloroethene	ug/L	50	48.9	98	60-140	
cis-1,3-Dichloropropene	ug/L	50	52.3	105	60-140	
Dibromochloromethane	ug/L	50	50.1	100	60-140	
Dibromomethane	ug/L	50	50.0	100	60-140	
Dichlorodifluoromethane	ug/L	50	40.9	82	60-140	
Diisopropyl ether	ug/L	50	49.8	100	60-140	
Ethylbenzene	ug/L	50	42.6	85	60-140	
Hexachloro-1,3-butadiene	ug/L	50	43.2	86	60-140	
Isopropylbenzene (Cumene)	ug/L	50	43.6	87	60-140	
m&p-Xylene	ug/L	100	85.2	85	60-140	
Methyl-tert-butyl ether	ug/L	50	52.9	106	60-140	
Methylene Chloride	ug/L	50	48.8	98	60-140	
n-Butylbenzene	ug/L	50	43.5	87	60-140	
n-Propylbenzene	ug/L	50	42.4	85	60-140	
Naphthalene	ug/L	50	50.5	101	60-140	
o-Xylene	ug/L	50	42.5	85	60-140	
sec-Butylbenzene	ug/L	50	43.6	87	60-140	
Styrene	ug/L	50	45.8	92	60-140	
tert-Butylbenzene	ug/L	50	35.9	72	60-140	
Tetrachloroethene	ug/L	50	45.2	90	60-140	
Toluene	ug/L	50	42.7	85	60-140	
trans-1,2-Dichloroethene	ug/L	50	51.0	102	60-140	
trans-1,3-Dichloropropene	ug/L	50	50.9	102	60-140	
Trichloroethene	ug/L	50	48.9	98	60-140	
Trichlorofluoromethane	ug/L	50	41.9	84	60-140	
Vinyl chloride	ug/L	50	42.4	85	60-140	
1,2-Dichloroethane-d4 (S)	%			102	70-130	
4-Bromofluorobenzene (S)	%			99	70-130	
Toluene-d8 (S)	%			98	70-130	

Results presented on this page are in the units indicated by the "Units" column except where an alternate unit is presented to the right of the result.

REPORT OF LABORATORY ANALYSIS

This report shall not be reproduced, except in full,
without the written consent of Pace Analytical Services, LLC.

Pace Analytical Services, LLC
9800 Kincey Ave. Suite 100
Huntersville, NC 28078
(704)875-9092

QUALITY CONTROL DATA

Project: 2020-L1-2448
Pace Project No.: 92498536

MATRIX SPIKE & MATRIX SPIKE DUPLICATE: 3023002 3023003

Parameter	Units	92498534001 Result	MS Spike Conc.	MSD Spike Conc.	MS Result	MSD Result	MS % Rec	MSD % Rec	% Rec Limits	RPD	Qual
1,1,1,2-Tetrachloroethane	ug/L	ND	20	20	22.2	23.0	111	115	60-140	3	
1,1,1-Trichloroethane	ug/L	ND	20	20	23.5	23.5	117	117	60-140	0	
1,1,2,2-Tetrachloroethane	ug/L	ND	20	20	22.0	22.1	110	111	60-140	1	
1,1,2-Trichloroethane	ug/L	ND	20	20	23.0	22.7	115	114	60-140	1	
1,1-Dichloroethane	ug/L	ND	20	20	23.0	23.0	115	115	60-140	0	
1,1-Dichloroethene	ug/L	ND	20	20	23.9	24.1	119	121	60-140	1	
1,1-Dichloropropene	ug/L	ND	20	20	26.1	25.9	131	129	60-140	1	
1,2,3-Trichlorobenzene	ug/L	ND	20	20	23.2	23.0	116	115	60-140	1	
1,2,3-Trichloropropane	ug/L	ND	20	20	22.4	22.7	112	113	60-140	1	
1,2,4-Trichlorobenzene	ug/L	ND	20	20	23.3	24.4	116	122	60-140	5	
1,2,4-Trimethylbenzene	ug/L	ND	20	20	22.6	23.5	113	117	60-140	4	
1,2-Dibromo-3-chloropropane	ug/L	ND	20	20	23.1	23.3	116	117	60-140	1	
1,2-Dibromoethane (EDB)	ug/L	ND	20	20	22.1	22.7	111	113	60-140	2	
1,2-Dichlorobenzene	ug/L	ND	20	20	22.6	22.7	113	114	60-140	1	
1,2-Dichloroethane	ug/L	ND	20	20	19.9	20.3	100	102	60-140	2	
1,2-Dichloropropane	ug/L	ND	20	20	24.7	24.3	124	122	60-140	2	
1,3,5-Trimethylbenzene	ug/L	ND	20	20	23.2	23.1	116	115	60-140	0	
1,3-Dichlorobenzene	ug/L	ND	20	20	23.0	23.1	115	115	60-140	0	
1,3-Dichloropropane	ug/L	ND	20	20	23.9	24.8	119	124	60-140	4	
1,4-Dichlorobenzene	ug/L	ND	20	20	22.7	23.1	113	115	60-140	2	
2,2-Dichloropropane	ug/L	ND	20	20	25.2	25.0	126	125	60-140	1	
2-Chlorotoluene	ug/L	ND	20	20	23.8	24.5	119	123	60-140	3	
4-Chlorotoluene	ug/L	ND	20	20	23.5	23.7	117	118	60-140	1	
Benzene	ug/L	ND	20	20	23.1	22.8	115	114	60-140	1	
Bromobenzene	ug/L	ND	20	20	21.8	23.2	109	116	60-140	6	
Bromochloromethane	ug/L	ND	20	20	22.0	22.4	110	112	60-140	2	
Bromodichloromethane	ug/L	ND	20	20	20.6	20.2	103	101	60-140	2	
Bromoform	ug/L	ND	20	20	16.5	17.7	82	88	60-140	7	
Bromomethane	ug/L	ND	20	20	21.3	23.7	105	117	60-140	11	
Carbon tetrachloride	ug/L	ND	20	20	22.6	21.9	113	110	60-140	3	
Chlorobenzene	ug/L	ND	20	20	23.1	23.2	115	116	60-140	1	
Chloroethane	ug/L	ND	20	20	22.2	23.5	111	118	60-140	6	
Chloroform	ug/L	ND	20	20	22.5	22.5	113	113	60-140	0	
Chloromethane	ug/L	ND	20	20	18.0	18.0	90	90	60-140	0	
cis-1,2-Dichloroethene	ug/L	ND	20	20	21.9	22.2	110	111	60-140	1	
cis-1,3-Dichloropropene	ug/L	ND	20	20	24.2	23.8	121	119	60-140	2	
Dibromochloromethane	ug/L	ND	20	20	23.0	22.5	115	113	60-140	2	
Dibromomethane	ug/L	ND	20	20	23.3	22.4	117	112	60-140	4	
Dichlorodifluoromethane	ug/L	ND	20	20	19.6	19.6	98	98	60-140	0	
Diisopropyl ether	ug/L	ND	20	20	21.1	21.0	106	105	60-140	0	
Ethylbenzene	ug/L	ND	20	20	22.4	22.6	112	113	60-140	1	
Hexachloro-1,3-butadiene	ug/L	ND	20	20	26.3	26.3	131	131	60-140	0	
Isopropylbenzene (Cumene)	ug/L	ND	20	20	23.0	23.0	115	115	60-140	0	
m&p-Xylene	ug/L	ND	40	40	45.3	45.2	113	113	60-140	0	
Methyl-tert-butyl ether	ug/L	ND	20	20	22.5	22.5	113	113	60-140	0	
Methylene Chloride	ug/L	ND	20	20	19.4	19.5	97	98	60-140	0	

Results presented on this page are in the units indicated by the "Units" column except where an alternate unit is presented to the right of the result.

REPORT OF LABORATORY ANALYSIS

This report shall not be reproduced, except in full,
without the written consent of Pace Analytical Services, LLC.

Pace Analytical Services, LLC
9800 Kincey Ave. Suite 100
Huntersville, NC 28078
(704)875-9092

QUALITY CONTROL DATA

Project: 2020-L1-2448
Pace Project No.: 92498536

MATRIX SPIKE & MATRIX SPIKE DUPLICATE: 3023002 3023003

Parameter	Units	92498534001 Result	MS Spike Conc.	MSD Spike Conc.	MS Result	MSD Result	MS % Rec	MSD % Rec	% Rec Limits	RPD	Qual
n-Butylbenzene	ug/L	ND	20	20	23.5	23.7	118	119	60-140	1	
n-Propylbenzene	ug/L	ND	20	20	23.6	23.6	118	118	60-140	0	
Naphthalene	ug/L	ND	20	20	23.4	24.0	117	120	60-140	2	
o-Xylene	ug/L	ND	20	20	23.7	22.7	118	113	60-140	4	
sec-Butylbenzene	ug/L	ND	20	20	23.6	23.9	118	119	60-140	1	
Styrene	ug/L	ND	20	20	21.8	23.1	109	115	60-140	6	
tert-Butylbenzene	ug/L	ND	20	20	20.8	21.0	104	105	60-140	1	
Tetrachloroethene	ug/L	ND	20	20	22.4	22.6	112	113	60-140	1	
Toluene	ug/L	ND	20	20	22.7	22.2	113	111	60-140	2	
trans-1,2-Dichloroethene	ug/L	ND	20	20	23.1	23.2	116	116	60-140	0	
trans-1,3-Dichloropropene	ug/L	ND	20	20	22.4	22.8	112	114	60-140	2	
Trichloroethene	ug/L	ND	20	20	23.9	23.6	119	118	60-140	1	
Trichlorofluoromethane	ug/L	ND	20	20	21.6	22.0	108	110	60-140	2	
Vinyl chloride	ug/L	ND	20	20	20.5	20.7	102	104	60-140	1	
1,2-Dichloroethane-d4 (S)	%						95	99	70-130		
4-Bromofluorobenzene (S)	%						98	99	70-130		
Toluene-d8 (S)	%						98	97	70-130		

Results presented on this page are in the units indicated by the "Units" column except where an alternate unit is presented to the right of the result.

REPORT OF LABORATORY ANALYSIS

This report shall not be reproduced, except in full,
without the written consent of Pace Analytical Services, LLC.

Pace Analytical Services, LLC
9800 Kincey Ave. Suite 100
Huntersville, NC 28078
(704)875-9092

QUALIFIERS

Project: 2020-L1-2448
Pace Project No.: 92498536

DEFINITIONS

DF - Dilution Factor, if reported, represents the factor applied to the reported data due to dilution of the sample aliquot.

ND - Not Detected at or above adjusted reporting limit.

TNTC - Too Numerous To Count

J - Estimated concentration above the adjusted method detection limit and below the adjusted reporting limit.

MDL - Adjusted Method Detection Limit.

PQL - Practical Quantitation Limit.

RL - Reporting Limit - The lowest concentration value that meets project requirements for quantitative data with known precision and bias for a specific analyte in a specific matrix.

S - Surrogate

1,2-Diphenylhydrazine decomposes to and cannot be separated from Azobenzene using Method 8270. The result for each analyte is a combined concentration.

Consistent with EPA guidelines, unrounded data are displayed and have been used to calculate % recovery and RPD values.

LCS(D) - Laboratory Control Sample (Duplicate)

MS(D) - Matrix Spike (Duplicate)

DUP - Sample Duplicate

RPD - Relative Percent Difference

NC - Not Calculable.

SG - Silica Gel - Clean-Up

U - Indicates the compound was analyzed for, but not detected.

Acid preservation may not be appropriate for 2 Chloroethylvinyl ether.

A separate vial preserved to a pH of 4-5 is recommended in SW846 Chapter 4 for the analysis of Acrolein and Acrylonitrile by EPA Method 8260.

N-Nitrosodiphenylamine decomposes and cannot be separated from Diphenylamine using Method 8270. The result reported for each analyte is a combined concentration.

Pace Analytical is TNI accredited. Contact your Pace PM for the current list of accredited analytes.

TNI - The NELAC Institute.

This report shall not be reproduced, except in full,
without the written consent of Pace Analytical Services, LLC.

Pace Analytical Services, LLC
9800 Kincey Ave. Suite 100
Huntersville, NC 28078
(704)875-9092

QUALITY CONTROL DATA CROSS REFERENCE TABLE

Project: 2020-L1-2448
Pace Project No.: 92498536

Lab ID	Sample ID	QC Batch Method	QC Batch	Analytical Method	Analytical Batch
92498536001	**13937_AC_RD**	MADEPV	1554323	MADEP VPH	1554323
92498536001	**13937_AC_RD**	EPA 3010A	570703	EPA 6010D	570720
92498536001	**13937_AC_RD**	SM 6200B	570653		

This report shall not be reproduced, except in full,
without the written consent of Pace Analytical Services, LLC.

CHAIN-OF-CUSTODY Analytical Request Document

Pace Analytical®

Chain-of-Custody is a LEGAL DOCUMENT - Complete all relevent fields

WO# : 92498536

92498536

Company: Apex Companies	Billing Information:
Address:	
Report To: Andrew Street	Email To: Andrew Street/Emily Little
Copy To:	Site Collection Info/Address: 13937 ACRD
Customer Project Name/Number: 2020-11-2448	State: NC County/City: Hunterville Time Zone Collected: [ ] PT [ ] MT [ ] CT [ ] ET
Phone: Email:	Site/Facility ID #: Compliance Monitoring? [ ] Yes [ ] No
Collected By (print): Matthew Faidi	Purchase Order #: Quote #: DW PWS ID #: DW Location Code:
Collected By (signature):	Turnaround Date Required: ASAP Immediately Packed on Ice: [✓] Yes [ ] No
Sample Disposal: [ ] Dispose as appropriate [ ] Return [ ] Archive: [ ] Hold:	Rush: [✓] Same Day [ ] Next Day [ ] 2 Day [ ] 3 Day [ ] 4 Day [ ] 5 Day (Expedite Charges Apply) Field Filtered (if applicable): [ ] Yes [ ] No Analysis:

** Preservative Types: (1) nitric acid, (2) sulfuric acid, (3) hydrochloric acid, (4) sodium hydroxide, (5) zinc acetate, (6) methanol, (7) sodium bisulfate, (8) sodium thiosulfate, (9) hexane, (A) ascorbic acid, (B) ammonium sulfate, (C) ammonium hydroxide, (D) TSP, (U) Unpreserved, (O) Other _____

* Matrix Codes (Insert in Matrix box below): Drinking Water (DW), Ground Water (GW), Wastewater (WW), Product (P), Soil/Solid (SL), Oil (OL), Wipe (WP), Air (AR), Tissue (TS), Bioassay (B), Vapor (V), Other (OT)

Customer Sample ID	Matrix *	Comp / Grab	Collected (or Composite Start) Date	Collected (or Composite Start) Time	Composite End Date	Composite End Time	Res Cl	# of Ctns	Analyses: SM 6200B VOCs	Lead	MADEP VPH	Lab Profile/Line: 92498536 001
13937 ACRD	DW	G	10/1/01	1650				8	X	X	X	

Lab Sample Receipt Checklist:

Custody Seals Present/Intact	Y (N) NA
Custody Signatures Present	(Y) N NA
Collector Signature Present	(Y) N NA
Bottles Intact	(Y) N NA
Correct Bottles	(Y) N NA
Sufficient Volume	(Y) N NA
Samples Received on Ice	(Y) N NA
VOA - Headspace Acceptable	(Y) N NA
USDA Regulated Soils	Y N (NA)
Samples in Holding Time	(Y) N NA
Residual Chlorine Present	Y N (NA)
Cl Strips:	
Sample pH Acceptable	(Y) N NA
pH Strips:	
Sulfide Present	Y N (NA)
Lead Acetate Strips:	

LAB USE ONLY:
Lab Sample # / Comments:

Customer Remarks / Special Conditions / Possible Hazards:

Type of Ice Used: (Wet) Blue Dry None

Packing Material Used:

Radchem sample(s) screened (<500 cpm): Y N NA

SHORT HOLDS PRESENT (<72 hours): Y (N) N/A

Lab Tracking #: 2528778

Samples received via: FEDEX UPS Client Courier (Pace Courier)

Lab Sample Temperature Info:
Temp Blank Received: Y (N) NA
Therm ID#: 92TC01
Cooler 1 Temp Upon Receipt: 3.9 oC
Cooler 1 Therm Corr. Factor: 0 oC
Cooler 1 Corrected Temp: 3.9 oC
Comments:

Relinquished by/Company: (Signature)	Date/Time: 1300 10/02/20	Received by/Company: (Signature)	Date/Time: 10-2-20 1308
Relinquished by/Company: (Signature)	Date/Time: 10-2-20/1331	Received by/Company: (Signature) MDSpace/HL	Date/Time: 10-2-20 13:31
Relinquished by/Company: (Signature)	Date/Time:	Received by/Company: (Signature)	Date/Time:

MTJL LAB USE ONLY
Table #:
Acctnum:
Template:
Prelogin:
PM:
PB:

Trip Blank Received: Y (N) NA
HCL MeOH TSP Other

Non Conformance(s): YES / NO

Page: _____ of: _____

Pace Analytical Services, LLC
9800 Kincey Ave. Suite 100
Huntersville, NC 28078
(704)875-9092

October 07, 2020

Andrew Street
Apex Companies - NC
5900 Northwoods Business Pkwy
Suite 5900-0
Charlotte, NC 28269

RE: Project: 2020-L1-2448
Pace Project No.: 92498537

Dear Andrew Street:

Enclosed are the analytical results for sample(s) received by the laboratory on October 02, 2020. The results relate only to the samples included in this report. Results reported herein conform to the applicable TNI/NELAC Standards and the laboratory's Quality Manual, where applicable, unless otherwise noted in the body of the report.

The test results provided in this final report were generated by each of the following laboratories within the Pace Network:

- Pace National - Mt. Juliet
- Pace Analytical Services - Asheville
- Pace Analytical Services - Charlotte

If you have any questions concerning this report, please feel free to contact me.

Sincerely,

Angela M. Baioni

Angela Baioni
angela.baioni@pacelabs.com
(704)875-9092
Project Manager

Enclosures

cc: J Culbreath, Colonial Pipeline Company
Robert Hughes, Colonial Pipeline
Margaret King, APEX Companies, LLC
Emily Little, Apex Companies
Jeff Morrison, Colonial Pipeline Company
Tom Naumann, APEX Companies - NC
Joe Nicolette, Montrose-EPS
Christopher Schultz, Apex Companies
Alex Testoff, Montrose-EPS
Michael Verdon, Colonial Pipeline Company
JM Wyatt, Colonial Pipeline Company

This report shall not be reproduced, except in full,
without the written consent of Pace Analytical Services, LLC.

Pace Analytical Services, LLC
9800 Kincey Ave. Suite 100
Huntersville, NC 28078
(704)875-9092

CERTIFICATIONS

Project: 2020-L1-2448
Pace Project No.: 92498537

Pace Analytical Services National

12065 Lebanon Road, Mt. Juliet, TN 37122
Alabama Certification #: 40660
Alaska Certification 17-026
Arizona Certification #: AZ0612
Arkansas Certification #: 88-0469
California Certification #: 2932
Canada Certification #: 1461.01
Colorado Certification #: TN00003
Connecticut Certification #: PH-0197
DOD Certification: #1461.01
EPA# TN00003
Florida Certification #: E87487
Georgia DW Certification #: 923
Georgia Certification: NELAP
Idaho Certification #: TN00003
Illinois Certification #: 200008
Indiana Certification #: C-TN-01
Iowa Certification #: 364
Kansas Certification #: E-10277
Kentucky UST Certification #: 16
Kentucky Certification #: 90010
Louisiana Certification #: AI30792
Louisiana DW Certification #: LA180010
Maine Certification #: TN0002
Maryland Certification #: 324
Massachusetts Certification #: M-TN003
Michigan Certification #: 9958
Minnesota Certification #: 047-999-395
Mississippi Certification #: TN00003
Missouri Certification #: 340
Montana Certification #: CERT0086
Nebraska Certification #: NE-OS-15-05
Nevada Certification #: TN-03-2002-34
New Hampshire Certification #: 2975
New Jersey Certification #: TN002
New Mexico DW Certification
New York Certification #: 11742
North Carolina Aquatic Toxicity Certification #: 41
North Carolina Drinking Water Certification #: 21704
North Carolina Environmental Certificate #: 375
North Dakota Certification #: R-140
Ohio VAP Certification #: CL0069
Oklahoma Certification #: 9915
Oregon Certification #: TN200002
Pennsylvania Certification #: 68-02979
Rhode Island Certification #: LAO00356
South Carolina Certification #: 84004
South Dakota Certification
Tennessee DW/Chem/Micro Certification #: 2006
Texas Certification #: T 104704245-17-14
Texas Mold Certification #: LAB0152
USDA Soil Permit #: P330-15-00234
Utah Certification #: TN00003
Virginia Certification #: VT2006
Vermont Dept. of Health: ID# VT-2006
Virginia Certification #: 460132
Washington Certification #: C847
West Virginia Certification #: 233
Wisconsin Certification #: 998093910
Wyoming UST Certification #: via A2LA 2926.01
A2LA-ISO 17025 Certification #: 1461.01
A2LA-ISO 17025 Certification #: 1461.02
AIHA-LAP/LLC EMLAP Certification #:100789

Pace Analytical Services Charlotte

9800 Kincey Ave. Ste 100, Huntersville, NC 28078
Louisiana/NELAP Certification # LA170028
North Carolina Drinking Water Certification #: 37706
North Carolina Field Services Certification #: 5342
North Carolina Wastewater Certification #: 12
South Carolina Certification #: 99006001
Florida/NELAP Certification #: E87627
Kentucky UST Certification #: 84
Virginia/VELAP Certification #: 460221

Pace Analytical Services Asheville

2225 Riverside Drive, Asheville, NC 28804
Florida/NELAP Certification #: E87648
Massachusetts Certification #: M-NC030
North Carolina Drinking Water Certification #: 37712
North Carolina Wastewater Certification #: 40
South Carolina Certification #: 99030001
Virginia/VELAP Certification #: 460222

REPORT OF LABORATORY ANALYSIS

This report shall not be reproduced, except in full,
without the written consent of Pace Analytical Services, LLC.

Pace Analytical Services, LLC
9800 Kincey Ave. Suite 100
Huntersville, NC 28078
(704)875-9092

SAMPLE ANALYTE COUNT

Project: 2020-L1-2448
Pace Project No.: 92498537

Lab ID	Sample ID	Method	Analysts	Analytes Reported	Laboratory
92498537001	**13835_AC_RD**	MADEP VPH	DWR	6	PAN
		EPA 6010D	SH1	1	PASI-A
		SM 6200B	SAS	63	PASI-C

PAN = Pace National - Mt. Juliet
PASI-A = Pace Analytical Services - Asheville
PASI-C = Pace Analytical Services - Charlotte

This report shall not be reproduced, except in full,
without the written consent of Pace Analytical Services, LLC.

Pace Analytical Services, LLC
9800 Kincey Ave. Suite 100
Huntersville, NC 28078
(704)875-9092

ANALYTICAL RESULTS

Project: 2020-L1-2448
Pace Project No.: 92498537

Sample: 13835_AC_RD **Lab ID: 92498537001** Collected: 10/01/20 12:15 Received: 10/02/20 13:05 Matrix: Water

Parameters	Results	Units	Report Limit	DF	Prepared	Analyzed	CAS No.	Qual
MADEPV	Analytical Method: MADEP VPH Preparation Method: MADEPV Pace National - Mt. Juliet							
Aliphatic (C05-C08)	ND	ug/L	100	1	10/06/20 05:03	10/06/20 05:03		
Aliphatic (C09-C12)	ND	ug/L	100	1	10/06/20 05:03	10/06/20 05:03		
Aromatic (C09-C10),Unadjusted	ND	ug/L	100	1	10/06/20 05:03	10/06/20 05:03	TPHC9C10A	
Total VPH	ND	ug/L	100	1	10/06/20 05:03	10/06/20 05:03	VPH	
Surrogates								
2,5-Dibromotoluene (FID)	93.8	%	70.0-130	1	10/06/20 05:03	10/06/20 05:03	615-59-8FID	
2,5-Dibromotoluene (PID)	84.2	%	70.0-130	1	10/06/20 05:03	10/06/20 05:03	615-59-8PID	
6010 MET ICP	Analytical Method: EPA 6010D Preparation Method: EPA 3010A Pace Analytical Services - Asheville							
Lead	ND	ug/L	5.0	1	10/03/20 00:46	10/03/20 12:30	7439-92-1	
6200B MSV	Analytical Method: SM 6200B Pace Analytical Services - Charlotte							
Benzene	ND	ug/L	0.50	1		10/03/20 00:08	71-43-2	
Bromobenzene	ND	ug/L	0.50	1		10/03/20 00:08	108-86-1	
Bromochloromethane	ND	ug/L	0.50	1		10/03/20 00:08	74-97-5	
Bromodichloromethane	ND	ug/L	0.50	1		10/03/20 00:08	75-27-4	
Bromoform	ND	ug/L	0.50	1		10/03/20 00:08	75-25-2	
Bromomethane	ND	ug/L	5.0	1		10/03/20 00:08	74-83-9	
n-Butylbenzene	ND	ug/L	0.50	1		10/03/20 00:08	104-51-8	
sec-Butylbenzene	ND	ug/L	0.50	1		10/03/20 00:08	135-98-8	
tert-Butylbenzene	ND	ug/L	0.50	1		10/03/20 00:08	98-06-6	
Carbon tetrachloride	ND	ug/L	0.50	1		10/03/20 00:08	56-23-5	
Chlorobenzene	ND	ug/L	0.50	1		10/03/20 00:08	108-90-7	
Chloroethane	ND	ug/L	1.0	1		10/03/20 00:08	75-00-3	
Chloroform	ND	ug/L	0.50	1		10/03/20 00:08	67-66-3	
Chloromethane	ND	ug/L	1.0	1		10/03/20 00:08	74-87-3	
2-Chlorotoluene	ND	ug/L	0.50	1		10/03/20 00:08	95-49-8	
4-Chlorotoluene	ND	ug/L	0.50	1		10/03/20 00:08	106-43-4	
1,2-Dibromo-3-chloropropane	ND	ug/L	1.0	1		10/03/20 00:08	96-12-8	
Dibromochloromethane	ND	ug/L	0.50	1		10/03/20 00:08	124-48-1	
1,2-Dibromoethane (EDB)	ND	ug/L	0.50	1		10/03/20 00:08	106-93-4	
Dibromomethane	ND	ug/L	0.50	1		10/03/20 00:08	74-95-3	
1,2-Dichlorobenzene	ND	ug/L	0.50	1		10/03/20 00:08	95-50-1	
1,3-Dichlorobenzene	ND	ug/L	0.50	1		10/03/20 00:08	541-73-1	
1,4-Dichlorobenzene	ND	ug/L	0.50	1		10/03/20 00:08	106-46-7	
Dichlorodifluoromethane	ND	ug/L	0.50	1		10/03/20 00:08	75-71-8	
1,1-Dichloroethane	ND	ug/L	0.50	1		10/03/20 00:08	75-34-3	
1,2-Dichloroethane	ND	ug/L	0.50	1		10/03/20 00:08	107-06-2	
1,1-Dichloroethene	ND	ug/L	0.50	1		10/03/20 00:08	75-35-4	
cis-1,2-Dichloroethene	ND	ug/L	0.50	1		10/03/20 00:08	156-59-2	
trans-1,2-Dichloroethene	ND	ug/L	0.50	1		10/03/20 00:08	156-60-5	
1,2-Dichloropropane	ND	ug/L	0.50	1		10/03/20 00:08	78-87-5	
1,3-Dichloropropane	ND	ug/L	0.50	1		10/03/20 00:08	142-28-9	
2,2-Dichloropropane	ND	ug/L	0.50	1		10/03/20 00:08	594-20-7	

REPORT OF LABORATORY ANALYSIS

This report shall not be reproduced, except in full,
without the written consent of Pace Analytical Services, LLC.

Pace Analytical Services, LLC
9800 Kincey Ave. Suite 100
Huntersville, NC 28078
(704)875-9092

ANALYTICAL RESULTS

Project: 2020-L1-2448
Pace Project No.: 92498537

Sample: 13835_AC_RD **Lab ID: 92498537001** Collected: 10/01/20 12:15 Received: 10/02/20 13:05 Matrix: Water

Parameters	Results	Units	Report Limit	DF	Prepared	Analyzed	CAS No.	Qual
6200B MSV	Analytical Method: SM 6200B Pace Analytical Services - Charlotte							
1,1-Dichloropropene	ND	ug/L	0.50	1		10/03/20 00:08	563-58-6	
cis-1,3-Dichloropropene	ND	ug/L	0.50	1		10/03/20 00:08	10061-01-5	
trans-1,3-Dichloropropene	ND	ug/L	0.50	1		10/03/20 00:08	10061-02-6	
Diisopropyl ether	ND	ug/L	0.50	1		10/03/20 00:08	108-20-3	
Ethylbenzene	ND	ug/L	0.50	1		10/03/20 00:08	100-41-4	
Hexachloro-1,3-butadiene	ND	ug/L	2.0	1		10/03/20 00:08	87-68-3	
Isopropylbenzene (Cumene)	ND	ug/L	0.50	1		10/03/20 00:08	98-82-8	
Methylene Chloride	ND	ug/L	2.0	1		10/03/20 00:08	75-09-2	
Methyl-tert-butyl ether	ND	ug/L	0.50	1		10/03/20 00:08	1634-04-4	
Naphthalene	ND	ug/L	2.0	1		10/03/20 00:08	91-20-3	
n-Propylbenzene	ND	ug/L	0.50	1		10/03/20 00:08	103-65-1	
Styrene	ND	ug/L	0.50	1		10/03/20 00:08	100-42-5	
1,1,1,2-Tetrachloroethane	ND	ug/L	0.50	1		10/03/20 00:08	630-20-6	
1,1,2,2-Tetrachloroethane	ND	ug/L	0.50	1		10/03/20 00:08	79-34-5	
Tetrachloroethene	ND	ug/L	0.50	1		10/03/20 00:08	127-18-4	
Toluene	ND	ug/L	0.50	1		10/03/20 00:08	108-88-3	
1,2,3-Trichlorobenzene	ND	ug/L	2.0	1		10/03/20 00:08	87-61-6	
1,2,4-Trichlorobenzene	ND	ug/L	2.0	1		10/03/20 00:08	120-82-1	
1,1,1-Trichloroethane	ND	ug/L	0.50	1		10/03/20 00:08	71-55-6	
1,1,2-Trichloroethane	ND	ug/L	0.50	1		10/03/20 00:08	79-00-5	
Trichloroethene	ND	ug/L	0.50	1		10/03/20 00:08	79-01-6	
Trichlorofluoromethane	ND	ug/L	1.0	1		10/03/20 00:08	75-69-4	
1,2,3-Trichloropropane	ND	ug/L	0.50	1		10/03/20 00:08	96-18-4	
1,2,4-Trimethylbenzene	ND	ug/L	0.50	1		10/03/20 00:08	95-63-6	
1,3,5-Trimethylbenzene	ND	ug/L	0.50	1		10/03/20 00:08	108-67-8	
Vinyl chloride	ND	ug/L	1.0	1		10/03/20 00:08	75-01-4	
m&p-Xylene	ND	ug/L	1.0	1		10/03/20 00:08	179601-23-1	
o-Xylene	ND	ug/L	0.50	1		10/03/20 00:08	95-47-6	
Surrogates								
1,2-Dichloroethane-d4 (S)	107	%	70-130	1		10/03/20 00:08	17060-07-0	
4-Bromofluorobenzene (S)	100	%	70-130	1		10/03/20 00:08	460-00-4	
Toluene-d8 (S)	103	%	70-130	1		10/03/20 00:08	2037-26-5	

REPORT OF LABORATORY ANALYSIS

This report shall not be reproduced, except in full,
without the written consent of Pace Analytical Services, LLC.

Pace Analytical Services, LLC
9800 Kincey Ave. Suite 100
Huntersville, NC 28078
(704)875-9092

QUALITY CONTROL DATA

Project: 2020-L1-2448
Pace Project No.: 92498537

QC Batch: 1554323
QC Batch Method: MADEPV
Analysis Method: MADEP VPH
Analysis Description: MADEPV
Laboratory: Pace National - Mt. Juliet

Associated Lab Samples: 92498537001

METHOD BLANK: R3578902-3 Matrix: Water
Associated Lab Samples: 92498537001

Parameter	Units	Blank Result	Reporting Limit	Analyzed	Qualifiers
Aliphatic (C05-C08)	ug/L	ND	100	10/05/20 17:02	
Aliphatic (C09-C12)	ug/L	ND	100	10/05/20 17:02	
Aromatic (C09-C10),Unadjusted	ug/L	ND	100	10/05/20 17:02	
Total VPH	ug/L	ND	100	10/05/20 17:02	
2,5-Dibromotoluene (FID)	%	86.6	70.0-130	10/05/20 17:02	
2,5-Dibromotoluene (PID)	%	75.8	70.0-130	10/05/20 17:02	

LABORATORY CONTROL SAMPLE & LCSD: R3578902-1 R3578902-2

Parameter	Units	Spike Conc.	LCS Result	LCSD Result	LCS % Rec	LCSD % Rec	% Rec Limits	RPD	Max RPD	Qualifiers
Aliphatic (C05-C08)	ug/L	1200	1380	1340	115	112	70.0-130	2.94	25	
Aliphatic (C09-C12)	ug/L	1400	1650	1650	118	118	70.0-130	0.00	25	
Aromatic (C09-C10),Unadjusted	ug/L	200	221	172	111	86.0	70.0-130	24.9	25	
Total VPH	ug/L	2800	3250	3160	116	113	70.0-130	2.81	25	
2,5-Dibromotoluene (FID)	%				94.1	95.2	70.0-130			
2,5-Dibromotoluene (PID)	%				84.8	83.4	70.0-130			

Results presented on this page are in the units indicated by the "Units" column except where an alternate unit is presented to the right of the result.

REPORT OF LABORATORY ANALYSIS

This report shall not be reproduced, except in full,
without the written consent of Pace Analytical Services, LLC.

Pace Analytical Services, LLC
9800 Kincey Ave. Suite 100
Huntersville, NC 28078
(704)875-9092

QUALITY CONTROL DATA

Project: 2020-L1-2448
Pace Project No.: 92498537

QC Batch: 570703
QC Batch Method: EPA 3010A
Analysis Method: EPA 6010D
Analysis Description: 6010 MET
Laboratory: Pace Analytical Services - Asheville
Associated Lab Samples: 92498537001

METHOD BLANK: 3023374 Matrix: Water
Associated Lab Samples: 92498537001

Parameter	Units	Blank Result	Reporting Limit	Analyzed	Qualifiers
Lead	ug/L	ND	5.0	10/03/20 11:52	

LABORATORY CONTROL SAMPLE: 3023375

Parameter	Units	Spike Conc.	LCS Result	LCS % Rec	% Rec Limits	Qualifiers
Lead	ug/L	500	491	98	80-120	

MATRIX SPIKE & MATRIX SPIKE DUPLICATE: 3023376 3023377

Parameter	Units	92498532001 Result	MS Spike Conc.	MSD Spike Conc.	MS Result	MSD Result	MS % Rec	MSD % Rec	% Rec Limits	RPD	Qual
Lead	ug/L	ND	500	500	507	499	101	99	75-125	2	

Results presented on this page are in the units indicated by the "Units" column except where an alternate unit is presented to the right of the result.

REPORT OF LABORATORY ANALYSIS

This report shall not be reproduced, except in full,
without the written consent of Pace Analytical Services, LLC.

Pace Analytical Services, LLC
9800 Kincey Ave. Suite 100
Huntersville, NC 28078
(704)875-9092

QUALITY CONTROL DATA

Project: 2020-L1-2448
Pace Project No.: 92498537

QC Batch: 570653
QC Batch Method: SM 6200B
Analysis Method: SM 6200B
Analysis Description: 6200B MSV
Laboratory: Pace Analytical Services - Charlotte

Associated Lab Samples: 92498537001

METHOD BLANK: 3023000 Matrix: Water
Associated Lab Samples: 92498537001

Parameter	Units	Blank Result	Reporting Limit	Analyzed	Qualifiers
1,1,1,2-Tetrachloroethane	ug/L	ND	0.50	10/02/20 22:41	
1,1,1-Trichloroethane	ug/L	ND	0.50	10/02/20 22:41	
1,1,2,2-Tetrachloroethane	ug/L	ND	0.50	10/02/20 22:41	
1,1,2-Trichloroethane	ug/L	ND	0.50	10/02/20 22:41	
1,1-Dichloroethane	ug/L	ND	0.50	10/02/20 22:41	
1,1-Dichloroethene	ug/L	ND	0.50	10/02/20 22:41	
1,1-Dichloropropene	ug/L	ND	0.50	10/02/20 22:41	
1,2,3-Trichlorobenzene	ug/L	ND	2.0	10/02/20 22:41	
1,2,3-Trichloropropane	ug/L	ND	0.50	10/02/20 22:41	
1,2,4-Trichlorobenzene	ug/L	ND	2.0	10/02/20 22:41	
1,2,4-Trimethylbenzene	ug/L	ND	0.50	10/02/20 22:41	
1,2-Dibromo-3-chloropropane	ug/L	ND	1.0	10/02/20 22:41	
1,2-Dibromoethane (EDB)	ug/L	ND	0.50	10/02/20 22:41	
1,2-Dichlorobenzene	ug/L	ND	0.50	10/02/20 22:41	
1,2-Dichloroethane	ug/L	ND	0.50	10/02/20 22:41	
1,2-Dichloropropane	ug/L	ND	0.50	10/02/20 22:41	
1,3,5-Trimethylbenzene	ug/L	ND	0.50	10/02/20 22:41	
1,3-Dichlorobenzene	ug/L	ND	0.50	10/02/20 22:41	
1,3-Dichloropropane	ug/L	ND	0.50	10/02/20 22:41	
1,4-Dichlorobenzene	ug/L	ND	0.50	10/02/20 22:41	
2,2-Dichloropropane	ug/L	ND	0.50	10/02/20 22:41	
2-Chlorotoluene	ug/L	ND	0.50	10/02/20 22:41	
4-Chlorotoluene	ug/L	ND	0.50	10/02/20 22:41	
Benzene	ug/L	ND	0.50	10/02/20 22:41	
Bromobenzene	ug/L	ND	0.50	10/02/20 22:41	
Bromochloromethane	ug/L	ND	0.50	10/02/20 22:41	
Bromodichloromethane	ug/L	ND	0.50	10/02/20 22:41	
Bromoform	ug/L	ND	0.50	10/02/20 22:41	
Bromomethane	ug/L	ND	5.0	10/02/20 22:41	
Carbon tetrachloride	ug/L	ND	0.50	10/02/20 22:41	
Chlorobenzene	ug/L	ND	0.50	10/02/20 22:41	
Chloroethane	ug/L	ND	1.0	10/02/20 22:41	
Chloroform	ug/L	ND	0.50	10/02/20 22:41	
Chloromethane	ug/L	ND	1.0	10/02/20 22:41	
cis-1,2-Dichloroethene	ug/L	ND	0.50	10/02/20 22:41	
cis-1,3-Dichloropropene	ug/L	ND	0.50	10/02/20 22:41	
Dibromochloromethane	ug/L	ND	0.50	10/02/20 22:41	
Dibromomethane	ug/L	ND	0.50	10/02/20 22:41	
Dichlorodifluoromethane	ug/L	ND	0.50	10/02/20 22:41	
Diisopropyl ether	ug/L	ND	0.50	10/02/20 22:41	

Results presented on this page are in the units indicated by the "Units" column except where an alternate unit is presented to the right of the result.

REPORT OF LABORATORY ANALYSIS

This report shall not be reproduced, except in full,
without the written consent of Pace Analytical Services, LLC.

Pace Analytical Services, LLC
9800 Kincey Ave. Suite 100
Huntersville, NC 28078
(704)875-9092

QUALITY CONTROL DATA

Project: 2020-L1-2448
Pace Project No.: 92498537

METHOD BLANK: 3023000 Matrix: Water
Associated Lab Samples: 92498537001

Parameter	Units	Blank Result	Reporting Limit	Analyzed	Qualifiers
Ethylbenzene	ug/L	ND	0.50	10/02/20 22:41	
Hexachloro-1,3-butadiene	ug/L	ND	2.0	10/02/20 22:41	
Isopropylbenzene (Cumene)	ug/L	ND	0.50	10/02/20 22:41	
m&p-Xylene	ug/L	ND	1.0	10/02/20 22:41	
Methyl-tert-butyl ether	ug/L	ND	0.50	10/02/20 22:41	
Methylene Chloride	ug/L	ND	2.0	10/02/20 22:41	
n-Butylbenzene	ug/L	ND	0.50	10/02/20 22:41	
n-Propylbenzene	ug/L	ND	0.50	10/02/20 22:41	
Naphthalene	ug/L	ND	2.0	10/02/20 22:41	
o-Xylene	ug/L	ND	0.50	10/02/20 22:41	
sec-Butylbenzene	ug/L	ND	0.50	10/02/20 22:41	
Styrene	ug/L	ND	0.50	10/02/20 22:41	
tert-Butylbenzene	ug/L	ND	0.50	10/02/20 22:41	
Tetrachloroethene	ug/L	ND	0.50	10/02/20 22:41	
Toluene	ug/L	ND	0.50	10/02/20 22:41	
trans-1,2-Dichloroethene	ug/L	ND	0.50	10/02/20 22:41	
trans-1,3-Dichloropropene	ug/L	ND	0.50	10/02/20 22:41	
Trichloroethene	ug/L	ND	0.50	10/02/20 22:41	
Trichlorofluoromethane	ug/L	ND	1.0	10/02/20 22:41	
Vinyl chloride	ug/L	ND	1.0	10/02/20 22:41	
1,2-Dichloroethane-d4 (S)	%	107	70-130	10/02/20 22:41	
4-Bromofluorobenzene (S)	%	101	70-130	10/02/20 22:41	
Toluene-d8 (S)	%	104	70-130	10/02/20 22:41	

LABORATORY CONTROL SAMPLE: 3023001

Parameter	Units	Spike Conc.	LCS Result	LCS % Rec	% Rec Limits	Qualifiers
1,1,1,2-Tetrachloroethane	ug/L	50	48.1	96	60-140	
1,1,1-Trichloroethane	ug/L	50	50.1	100	60-140	
1,1,2,2-Tetrachloroethane	ug/L	50	49.8	100	60-140	
1,1,2-Trichloroethane	ug/L	50	48.9	98	60-140	
1,1-Dichloroethane	ug/L	50	49.0	98	60-140	
1,1-Dichloroethene	ug/L	50	49.2	98	60-140	
1,1-Dichloropropene	ug/L	50	50.5	101	60-140	
1,2,3-Trichlorobenzene	ug/L	50	51.0	102	60-140	
1,2,3-Trichloropropane	ug/L	50	45.5	91	60-140	
1,2,4-Trichlorobenzene	ug/L	50	46.2	92	60-140	
1,2,4-Trimethylbenzene	ug/L	50	42.4	85	60-140	
1,2-Dibromo-3-chloropropane	ug/L	50	51.1	102	60-140	
1,2-Dibromoethane (EDB)	ug/L	50	50.4	101	60-140	
1,2-Dichlorobenzene	ug/L	50	43.7	87	60-140	
1,2-Dichloroethane	ug/L	50	46.7	93	60-140	
1,2-Dichloropropane	ug/L	50	49.0	98	60-140	
1,3,5-Trimethylbenzene	ug/L	50	43.5	87	60-140	

Results presented on this page are in the units indicated by the "Units" column except where an alternate unit is presented to the right of the result.

REPORT OF LABORATORY ANALYSIS

This report shall not be reproduced, except in full,
without the written consent of Pace Analytical Services, LLC.

Pace Analytical Services, LLC
9800 Kincey Ave. Suite 100
Huntersville, NC 28078
(704)875-9092

QUALITY CONTROL DATA

Project: 2020-L1-2448
Pace Project No.: 92498537

LABORATORY CONTROL SAMPLE: 3023001

Parameter	Units	Spike Conc.	LCS Result	LCS % Rec	% Rec Limits	Qualifiers
1,3-Dichlorobenzene	ug/L	50	43.4	87	60-140	
1,3-Dichloropropane	ug/L	50	50.1	100	60-140	
1,4-Dichlorobenzene	ug/L	50	42.9	86	60-140	
2,2-Dichloropropane	ug/L	50	49.3	99	60-140	
2-Chlorotoluene	ug/L	50	41.0	82	60-140	
4-Chlorotoluene	ug/L	50	43.5	87	60-140	
Benzene	ug/L	50	46.6	93	60-140	
Bromobenzene	ug/L	50	44.4	89	60-140	
Bromochloromethane	ug/L	50	50.6	101	60-140	
Bromodichloromethane	ug/L	50	45.0	90	60-140	
Bromoform	ug/L	50	53.8	108	60-140	
Bromomethane	ug/L	50	48.2	96	60-140	
Carbon tetrachloride	ug/L	50	47.9	96	60-140	
Chlorobenzene	ug/L	50	43.7	87	60-140	
Chloroethane	ug/L	50	41.9	84	60-140	
Chloroform	ug/L	50	49.7	99	60-140	
Chloromethane	ug/L	50	40.4	81	60-140	
cis-1,2-Dichloroethene	ug/L	50	48.9	98	60-140	
cis-1,3-Dichloropropene	ug/L	50	52.3	105	60-140	
Dibromochloromethane	ug/L	50	50.1	100	60-140	
Dibromomethane	ug/L	50	50.0	100	60-140	
Dichlorodifluoromethane	ug/L	50	40.9	82	60-140	
Diisopropyl ether	ug/L	50	49.8	100	60-140	
Ethylbenzene	ug/L	50	42.6	85	60-140	
Hexachloro-1,3-butadiene	ug/L	50	43.2	86	60-140	
Isopropylbenzene (Cumene)	ug/L	50	43.6	87	60-140	
m&p-Xylene	ug/L	100	85.2	85	60-140	
Methyl-tert-butyl ether	ug/L	50	52.9	106	60-140	
Methylene Chloride	ug/L	50	48.8	98	60-140	
n-Butylbenzene	ug/L	50	43.5	87	60-140	
n-Propylbenzene	ug/L	50	42.4	85	60-140	
Naphthalene	ug/L	50	50.5	101	60-140	
o-Xylene	ug/L	50	42.5	85	60-140	
sec-Butylbenzene	ug/L	50	43.6	87	60-140	
Styrene	ug/L	50	45.8	92	60-140	
tert-Butylbenzene	ug/L	50	35.9	72	60-140	
Tetrachloroethene	ug/L	50	45.2	90	60-140	
Toluene	ug/L	50	42.7	85	60-140	
trans-1,2-Dichloroethene	ug/L	50	51.0	102	60-140	
trans-1,3-Dichloropropene	ug/L	50	50.9	102	60-140	
Trichloroethene	ug/L	50	48.9	98	60-140	
Trichlorofluoromethane	ug/L	50	41.9	84	60-140	
Vinyl chloride	ug/L	50	42.4	85	60-140	
1,2-Dichloroethane-d4 (S)	%			102	70-130	
4-Bromofluorobenzene (S)	%			99	70-130	
Toluene-d8 (S)	%			98	70-130	

Results presented on this page are in the units indicated by the "Units" column except where an alternate unit is presented to the right of the result.

REPORT OF LABORATORY ANALYSIS

This report shall not be reproduced, except in full,
without the written consent of Pace Analytical Services, LLC.

Pace Analytical Services, LLC
9800 Kincey Ave. Suite 100
Huntersville, NC 28078
(704)875-9092

QUALITY CONTROL DATA

Project: 2020-L1-2448
Pace Project No.: 92498537

MATRIX SPIKE & MATRIX SPIKE DUPLICATE: 3023002 3023003

Parameter	Units	92498534001 Result	MS Spike Conc.	MSD Spike Conc.	MS Result	MSD Result	MS % Rec	MSD % Rec	% Rec Limits	RPD	Qual
1,1,1,2-Tetrachloroethane	ug/L	ND	20	20	22.2	23.0	111	115	60-140	3	
1,1,1-Trichloroethane	ug/L	ND	20	20	23.5	23.5	117	117	60-140	0	
1,1,2,2-Tetrachloroethane	ug/L	ND	20	20	22.0	22.1	110	111	60-140	1	
1,1,2-Trichloroethane	ug/L	ND	20	20	23.0	22.7	115	114	60-140	1	
1,1-Dichloroethane	ug/L	ND	20	20	23.0	23.0	115	115	60-140	0	
1,1-Dichloroethene	ug/L	ND	20	20	23.9	24.1	119	121	60-140	1	
1,1-Dichloropropene	ug/L	ND	20	20	26.1	25.9	131	129	60-140	1	
1,2,3-Trichlorobenzene	ug/L	ND	20	20	23.2	23.0	116	115	60-140	1	
1,2,3-Trichloropropane	ug/L	ND	20	20	22.4	22.7	112	113	60-140	1	
1,2,4-Trichlorobenzene	ug/L	ND	20	20	23.3	24.4	116	122	60-140	5	
1,2,4-Trimethylbenzene	ug/L	ND	20	20	22.6	23.5	113	117	60-140	4	
1,2-Dibromo-3-chloropropane	ug/L	ND	20	20	23.1	23.3	116	117	60-140	1	
1,2-Dibromoethane (EDB)	ug/L	ND	20	20	22.1	22.7	111	113	60-140	2	
1,2-Dichlorobenzene	ug/L	ND	20	20	22.6	22.7	113	114	60-140	1	
1,2-Dichloroethane	ug/L	ND	20	20	19.9	20.3	100	102	60-140	2	
1,2-Dichloropropane	ug/L	ND	20	20	24.7	24.3	124	122	60-140	2	
1,3,5-Trimethylbenzene	ug/L	ND	20	20	23.2	23.1	116	115	60-140	0	
1,3-Dichlorobenzene	ug/L	ND	20	20	23.0	23.1	115	115	60-140	0	
1,3-Dichloropropane	ug/L	ND	20	20	23.9	24.8	119	124	60-140	4	
1,4-Dichlorobenzene	ug/L	ND	20	20	22.7	23.1	113	115	60-140	2	
2,2-Dichloropropane	ug/L	ND	20	20	25.2	25.0	126	125	60-140	1	
2-Chlorotoluene	ug/L	ND	20	20	23.8	24.5	119	123	60-140	3	
4-Chlorotoluene	ug/L	ND	20	20	23.5	23.7	117	118	60-140	1	
Benzene	ug/L	ND	20	20	23.1	22.8	115	114	60-140	1	
Bromobenzene	ug/L	ND	20	20	21.8	23.2	109	116	60-140	6	
Bromochloromethane	ug/L	ND	20	20	22.0	22.4	110	112	60-140	2	
Bromodichloromethane	ug/L	ND	20	20	20.6	20.2	103	101	60-140	2	
Bromoform	ug/L	ND	20	20	16.5	17.7	82	88	60-140	7	
Bromomethane	ug/L	ND	20	20	21.3	23.7	105	117	60-140	11	
Carbon tetrachloride	ug/L	ND	20	20	22.6	21.9	113	110	60-140	3	
Chlorobenzene	ug/L	ND	20	20	23.1	23.2	115	116	60-140	1	
Chloroethane	ug/L	ND	20	20	22.2	23.5	111	118	60-140	6	
Chloroform	ug/L	ND	20	20	22.5	22.5	113	113	60-140	0	
Chloromethane	ug/L	ND	20	20	18.0	18.0	90	90	60-140	0	
cis-1,2-Dichloroethene	ug/L	ND	20	20	21.9	22.2	110	111	60-140	1	
cis-1,3-Dichloropropene	ug/L	ND	20	20	24.2	23.8	121	119	60-140	2	
Dibromochloromethane	ug/L	ND	20	20	23.0	22.5	115	113	60-140	2	
Dibromomethane	ug/L	ND	20	20	23.3	22.4	117	112	60-140	4	
Dichlorodifluoromethane	ug/L	ND	20	20	19.6	19.6	98	98	60-140	0	
Diisopropyl ether	ug/L	ND	20	20	21.1	21.0	106	105	60-140	0	
Ethylbenzene	ug/L	ND	20	20	22.4	22.6	112	113	60-140	1	
Hexachloro-1,3-butadiene	ug/L	ND	20	20	26.3	26.3	131	131	60-140	0	
Isopropylbenzene (Cumene)	ug/L	ND	20	20	23.0	23.0	115	115	60-140	0	
m&p-Xylene	ug/L	ND	40	40	45.3	45.2	113	113	60-140	0	
Methyl-tert-butyl ether	ug/L	ND	20	20	22.5	22.5	113	113	60-140	0	
Methylene Chloride	ug/L	ND	20	20	19.4	19.5	97	98	60-140	0	

Results presented on this page are in the units indicated by the "Units" column except where an alternate unit is presented to the right of the result.

REPORT OF LABORATORY ANALYSIS

This report shall not be reproduced, except in full,
without the written consent of Pace Analytical Services, LLC.

Pace Analytical Services, LLC
9800 Kincey Ave. Suite 100
Huntersville, NC 28078
(704)875-9092

QUALITY CONTROL DATA

Project: 2020-L1-2448
Pace Project No.: 92498537

MATRIX SPIKE & MATRIX SPIKE DUPLICATE: 3023002 3023003

Parameter	Units	92498534001 Result	MS Spike Conc.	MSD Spike Conc.	MS Result	MSD Result	MS % Rec	MSD % Rec	% Rec Limits	RPD	Qual
n-Butylbenzene	ug/L	ND	20	20	23.5	23.7	118	119	60-140	1	
n-Propylbenzene	ug/L	ND	20	20	23.6	23.6	118	118	60-140	0	
Naphthalene	ug/L	ND	20	20	23.4	24.0	117	120	60-140	2	
o-Xylene	ug/L	ND	20	20	23.7	22.7	118	113	60-140	4	
sec-Butylbenzene	ug/L	ND	20	20	23.6	23.9	118	119	60-140	1	
Styrene	ug/L	ND	20	20	21.8	23.1	109	115	60-140	6	
tert-Butylbenzene	ug/L	ND	20	20	20.8	21.0	104	105	60-140	1	
Tetrachloroethene	ug/L	ND	20	20	22.4	22.6	112	113	60-140	1	
Toluene	ug/L	ND	20	20	22.7	22.2	113	111	60-140	2	
trans-1,2-Dichloroethene	ug/L	ND	20	20	23.1	23.2	116	116	60-140	0	
trans-1,3-Dichloropropene	ug/L	ND	20	20	22.4	22.8	112	114	60-140	2	
Trichloroethene	ug/L	ND	20	20	23.9	23.6	119	118	60-140	1	
Trichlorofluoromethane	ug/L	ND	20	20	21.6	22.0	108	110	60-140	2	
Vinyl chloride	ug/L	ND	20	20	20.5	20.7	102	104	60-140	1	
1,2-Dichloroethane-d4 (S)	%						95	99	70-130		
4-Bromofluorobenzene (S)	%						98	99	70-130		
Toluene-d8 (S)	%						98	97	70-130		

Results presented on this page are in the units indicated by the "Units" column except where an alternate unit is presented to the right of the result.

REPORT OF LABORATORY ANALYSIS

This report shall not be reproduced, except in full,
without the written consent of Pace Analytical Services, LLC.

Pace Analytical Services, LLC
9800 Kincey Ave. Suite 100
Huntersville, NC 28078
(704)875-9092

QUALIFIERS

Project: 2020-L1-2448
Pace Project No.: 92498537

DEFINITIONS

DF - Dilution Factor, if reported, represents the factor applied to the reported data due to dilution of the sample aliquot.

ND - Not Detected at or above adjusted reporting limit.

TNTC - Too Numerous To Count

J - Estimated concentration above the adjusted method detection limit and below the adjusted reporting limit.

MDL - Adjusted Method Detection Limit.

PQL - Practical Quantitation Limit.

RL - Reporting Limit - The lowest concentration value that meets project requirements for quantitative data with known precision and bias for a specific analyte in a specific matrix.

S - Surrogate

1,2-Diphenylhydrazine decomposes to and cannot be separated from Azobenzene using Method 8270. The result for each analyte is a combined concentration.

Consistent with EPA guidelines, unrounded data are displayed and have been used to calculate % recovery and RPD values.

LCS(D) - Laboratory Control Sample (Duplicate)

MS(D) - Matrix Spike (Duplicate)

DUP - Sample Duplicate

RPD - Relative Percent Difference

NC - Not Calculable.

SG - Silica Gel - Clean-Up

U - Indicates the compound was analyzed for, but not detected.

Acid preservation may not be appropriate for 2 Chloroethylvinyl ether.

A separate vial preserved to a pH of 4-5 is recommended in SW846 Chapter 4 for the analysis of Acrolein and Acrylonitrile by EPA Method 8260.

N-Nitrosodiphenylamine decomposes and cannot be separated from Diphenylamine using Method 8270. The result reported for each analyte is a combined concentration.

Pace Analytical is TNI accredited. Contact your Pace PM for the current list of accredited analytes.

TNI - The NELAC Institute.

This report shall not be reproduced, except in full,
without the written consent of Pace Analytical Services, LLC.

Pace Analytical Services, LLC
9800 Kincey Ave. Suite 100
Huntersville, NC 28078
(704)875-9092

QUALITY CONTROL DATA CROSS REFERENCE TABLE

Project: 2020-L1-2448
Pace Project No.: 92498537

Lab ID	Sample ID	QC Batch Method	QC Batch	Analytical Method	Analytical Batch
92498537001	**13835_AC_RD**	MADEPV	1554323	MADEP VPH	1554323
92498537001	**13835_AC_RD**	EPA 3010A	570703	EPA 6010D	570720
92498537001	**13835_AC_RD**	SM 6200B	570653		

This report shall not be reproduced, except in full,
without the written consent of Pace Analytical Services, LLC.

CHAIN-OF-CUSTODY Analytical Request Document

Pace Analytical®

Chain-of-Custody is a LEGAL DOCUMENT - Complete all relevent fields

WO# : 92498537

92498537

LAB US... Number or

Company: Apex Companies

Billing Information:

Address:

Report To: Andrew Street

Email To: Andrew Street/Emily Little

Copy To:

Site Collection Info/Address: 13835 AC Rd

Customer Project Name/Number: 2020-LL-2448

State: NC County/City: Huntersville Time Zone Collected: [ ] PT [ ] MT [ ] CT [✓] ET

Phone:
Email:

Site/Facility ID #:

Compliance Monitoring? [ ] Yes [ ] No

Collected By (print): Matthew Fraioli

Purchase Order #:
Quote #:

DW PWS ID #:
DW Location Code:

Collected By (signature):

Turnaround Date Required: ASAP

Immediately Packed on Ice: [✓] Yes [ ] No

Sample Disposal:
[ ] Dispose as appropriate [ ] Return
[ ] Archive: _____
[ ] Hold: _____

Rush:
[✓] Same Day [ ] Next Day
[ ] 2 Day [ ] 3 Day [ ] 4 Day [ ] 5 Day
(Expedite Charges Apply)

Field Filtered (if applicable):
[ ] Yes [ ] No
Analysis: _____

* Matrix Codes (Insert in Matrix box below): Drinking Water (DW), Ground Water (GW), Wastewater (WW), Product (P), Soil/Solid (SL), Oil (OL), Wipe (WP), Air (AR), Tissue (TS), Bioassay (B), Vapor (V), Other (OT)

** Preservative Types: (1) nitric acid, (2) sulfuric acid, (3) hydrochloric acid, (4) sodium hydroxide, (5) zinc acetate, (6) methanol, (7) sodium bisulfate, (8) sodium thiosulfate, (9) hexane, (A) ascorbic acid, (B) ammonium sulfate, (C) ammonium hydroxide, (D) TSP, (U) Unpreserved, (O) Other _____

Customer Sample ID	Matrix *	Comp / Grab	Collected (or Composite Start) Date	Collected (or Composite Start) Time	Composite End Date	Composite End Time	Res Cl	# of Ctns	Analyses: SM 6200B VOCs	Lead	MADEP VPH	Lab Profile/Line:
13835 ACRD	DW	G	10/01	1215				8	X	X	X	92498537 001

Lab Profile/Line:

Lab Sample Receipt Checklist:

Custody Seals Present/Intact	Y	(N)	NA
Custody Signatures Present	(Y)	N	NA
Collector Signature Present	(Y)	N	NA
Bottles Intact	(Y)	N	NA
Correct Bottles	(Y)	N	NA
Sufficient Volume	(Y)	N	NA
Samples Received on Ice	(Y)	N	NA
VOA - Headspace Acceptable	(Y)	N	NA
USDA Regulated Soils	Y	N	(NA)
Samples in Holding Time	(Y)	N	NA
Residual Chlorine Present	Y	N	(NA)
Cl Strips: _____			
Sample pH Acceptable	(Y)	N	NA
pH Strips: _____			
Sulfide Present	Y	N	(NA)
Lead Acetate Strips: _____			

LAB USE ONLY:
Lab Sample # / Comments:

Customer Remarks / Special Conditions / Possible Hazards:

Type of Ice Used: (Wet) Blue Dry None

Packing Material Used:

Radchem sample(s) screened (<500 cpm): Y N (NA)

SHORT HOLDS PRESENT (<72 hours): Y (N) N/A

Lab Tracking #: 2528773

Samples received via: FEDEX UPS Client Courier (Pace Courier)

Lab Sample Temperature Info:
Temp Blank Received: (Y) N NA
Therm ID#: 92TC61
Cooler 1 Temp Upon Receipt: 3.0 oC
Cooler 1 Therm Corr. Factor: 0 oC
Cooler 1 Corrected Temp: 3.0 oC
Comments:

Relinquished by/Company: (Signature)	Date/Time:	Received by/Company: (Signature)	Date/Time:
	1300 10/02/20		10-2-20 1305
Relinquished by/Company: (Signature)	Date/Time:	Received by/Company: (Signature)	Date/Time:
	10-2-20 1331	MCAPac HVC	10-2-20 13:31
Relinquished by/Company: (Signature)	Date/Time:	Received by/Company: (Signature)	Date/Time:

MTJL LAB USE ONLY
Table #:
Acctnum:
Template:
Prelogin:
PM:
PB:

Trip Blank Received: Y (N) NA
HCL MeOH TSP Other

Non Conformance(s): YES / (NO)

Page: _____ of: _____

Pace Analytical Services, LLC
9800 Kincey Ave. Suite 100
Huntersville, NC 28078
(704)875-9092

October 07, 2020

Andrew Street
Apex Companies - NC
5900 Northwoods Business Pkwy
Suite 5900-0
Charlotte, NC 28269

RE: Project: 2020-L1-2448
Pace Project No.: 92498538

Dear Andrew Street:

Enclosed are the analytical results for sample(s) received by the laboratory on October 02, 2020. The results relate only to the samples included in this report. Results reported herein conform to the applicable TNI/NELAC Standards and the laboratory's Quality Manual, where applicable, unless otherwise noted in the body of the report.

The test results provided in this final report were generated by each of the following laboratories within the Pace Network:

- Pace National - Mt. Juliet
- Pace Analytical Services - Asheville
- Pace Analytical Services - Charlotte

If you have any questions concerning this report, please feel free to contact me.

Sincerely,

Angela M. Baioni

Angela Baioni
angela.baioni@pacelabs.com
(704)875-9092
Project Manager

Enclosures

cc: J Culbreath, Colonial Pipeline Company
Robert Hughes, Colonial Pipeline
Margaret King, APEX Companies, LLC
Emily Little, Apex Companies
Jeff Morrison, Colonial Pipeline Company
Tom Naumann, APEX Companies - NC
Joe Nicolette, Montrose-EPS
Christopher Schultz, Apex Companies
Alex Testoff, Montrose-EPS
Michael Verdon, Colonial Pipeline Company
JM Wyatt, Colonial Pipeline Company

This report shall not be reproduced, except in full,
without the written consent of Pace Analytical Services, LLC.

Pace Analytical Services, LLC
9800 Kincey Ave. Suite 100
Huntersville, NC 28078
(704)875-9092

CERTIFICATIONS

Project: 2020-L1-2448
Pace Project No.: 92498538

Pace Analytical Services National

12065 Lebanon Road, Mt. Juliet, TN 37122
Alabama Certification #: 40660
Alaska Certification 17-026
Arizona Certification #: AZ0612
Arkansas Certification #: 88-0469
California Certification #: 2932
Canada Certification #: 1461.01
Colorado Certification #: TN00003
Connecticut Certification #: PH-0197
DOD Certification: #1461.01
EPA# TN00003
Florida Certification #: E87487
Georgia DW Certification #: 923
Georgia Certification: NELAP
Idaho Certification #: TN00003
Illinois Certification #: 200008
Indiana Certification #: C-TN-01
Iowa Certification #: 364
Kansas Certification #: E-10277
Kentucky UST Certification #: 16
Kentucky Certification #: 90010
Louisiana Certification #: AI30792
Louisiana DW Certification #: LA180010
Maine Certification #: TN0002
Maryland Certification #: 324
Massachusetts Certification #: M-TN003
Michigan Certification #: 9958
Minnesota Certification #: 047-999-395
Mississippi Certification #: TN00003
Missouri Certification #: 340
Montana Certification #: CERT0086
Nebraska Certification #: NE-OS-15-05
Nevada Certification #: TN-03-2002-34
New Hampshire Certification #: 2975
New Jersey Certification #: TN002
New Mexico DW Certification
New York Certification #: 11742
North Carolina Aquatic Toxicity Certification #: 41
North Carolina Drinking Water Certification #: 21704
North Carolina Environmental Certificate #: 375
North Dakota Certification #: R-140
Ohio VAP Certification #: CL0069
Oklahoma Certification #: 9915
Oregon Certification #: TN200002
Pennsylvania Certification #: 68-02979
Rhode Island Certification #: LAO00356
South Carolina Certification #: 84004
South Dakota Certification
Tennessee DW/Chem/Micro Certification #: 2006
Texas Certification #: T 104704245-17-14
Texas Mold Certification #: LAB0152
USDA Soil Permit #: P330-15-00234
Utah Certification #: TN00003
Virginia Certification #: VT2006
Vermont Dept. of Health: ID# VT-2006
Virginia Certification #: 460132
Washington Certification #: C847
West Virginia Certification #: 233
Wisconsin Certification #: 998093910
Wyoming UST Certification #: via A2LA 2926.01
A2LA-ISO 17025 Certification #: 1461.01
A2LA-ISO 17025 Certification #: 1461.02
AIHA-LAP/LLC EMLAP Certification #:100789

Pace Analytical Services Charlotte

9800 Kincey Ave. Ste 100, Huntersville, NC 28078
Louisiana/NELAP Certification # LA170028
North Carolina Drinking Water Certification #: 37706
North Carolina Field Services Certification #: 5342
North Carolina Wastewater Certification #: 12
South Carolina Certification #: 99006001
Florida/NELAP Certification #: E87627
Kentucky UST Certification #: 84
Virginia/VELAP Certification #: 460221

Pace Analytical Services Asheville

2225 Riverside Drive, Asheville, NC 28804
Florida/NELAP Certification #: E87648
Massachusetts Certification #: M-NC030
North Carolina Drinking Water Certification #: 37712
North Carolina Wastewater Certification #: 40
South Carolina Certification #: 99030001
Virginia/VELAP Certification #: 460222

REPORT OF LABORATORY ANALYSIS

This report shall not be reproduced, except in full,
without the written consent of Pace Analytical Services, LLC.

Pace Analytical Services, LLC
9800 Kincey Ave. Suite 100
Huntersville, NC 28078
(704)875-9092

SAMPLE ANALYTE COUNT

Project: 2020-L1-2448
Pace Project No.: 92498538

Lab ID	Sample ID	Method	Analysts	Analytes Reported	Laboratory
92498538001	**13800_HC_RD**	MADEP VPH	DWR	6	PAN
		EPA 6010D	SH1	1	PASI-A
		SM 6200B	SAS	63	PASI-C

PAN = Pace National - Mt. Juliet
PASI-A = Pace Analytical Services - Asheville
PASI-C = Pace Analytical Services - Charlotte

This report shall not be reproduced, except in full,
without the written consent of Pace Analytical Services, LLC.

Pace Analytical Services, LLC
9800 Kincey Ave. Suite 100
Huntersville, NC 28078
(704)875-9092

ANALYTICAL RESULTS

Project: 2020-L1-2448
Pace Project No.: 92498538

Sample: 13800_HC_RD **Lab ID: 92498538001** Collected: 10/01/20 10:40 Received: 10/02/20 13:05 Matrix: Water

Parameters	Results	Units	Report Limit	DF	Prepared	Analyzed	CAS No.	Qual
MADEPV	Analytical Method: MADEP VPH Preparation Method: MADEPV Pace National - Mt. Juliet							
Aliphatic (C05-C08)	ND	ug/L	100	1	10/06/20 05:36	10/06/20 05:36		
Aliphatic (C09-C12)	ND	ug/L	100	1	10/06/20 05:36	10/06/20 05:36		
Aromatic (C09-C10),Unadjusted	ND	ug/L	100	1	10/06/20 05:36	10/06/20 05:36	TPHC9C10A	
Total VPH	ND	ug/L	100	1	10/06/20 05:36	10/06/20 05:36	VPH	
Surrogates								
2,5-Dibromotoluene (FID)	96.0	%	70.0-130	1	10/06/20 05:36	10/06/20 05:36	615-59-8FID	
2,5-Dibromotoluene (PID)	84.2	%	70.0-130	1	10/06/20 05:36	10/06/20 05:36	615-59-8PID	
6010 MET ICP	Analytical Method: EPA 6010D Preparation Method: EPA 3010A Pace Analytical Services - Asheville							
Lead	**6.5**	ug/L	5.0	1	10/03/20 00:46	10/03/20 12:33	7439-92-1	
6200B MSV	Analytical Method: SM 6200B Pace Analytical Services - Charlotte							
Benzene	ND	ug/L	0.50	1		10/03/20 00:26	71-43-2	
Bromobenzene	ND	ug/L	0.50	1		10/03/20 00:26	108-86-1	
Bromochloromethane	ND	ug/L	0.50	1		10/03/20 00:26	74-97-5	
Bromodichloromethane	ND	ug/L	0.50	1		10/03/20 00:26	75-27-4	
Bromoform	ND	ug/L	0.50	1		10/03/20 00:26	75-25-2	
Bromomethane	ND	ug/L	5.0	1		10/03/20 00:26	74-83-9	
n-Butylbenzene	ND	ug/L	0.50	1		10/03/20 00:26	104-51-8	
sec-Butylbenzene	ND	ug/L	0.50	1		10/03/20 00:26	135-98-8	
tert-Butylbenzene	ND	ug/L	0.50	1		10/03/20 00:26	98-06-6	
Carbon tetrachloride	ND	ug/L	0.50	1		10/03/20 00:26	56-23-5	
Chlorobenzene	ND	ug/L	0.50	1		10/03/20 00:26	108-90-7	
Chloroethane	ND	ug/L	1.0	1		10/03/20 00:26	75-00-3	
Chloroform	ND	ug/L	0.50	1		10/03/20 00:26	67-66-3	
Chloromethane	ND	ug/L	1.0	1		10/03/20 00:26	74-87-3	
2-Chlorotoluene	ND	ug/L	0.50	1		10/03/20 00:26	95-49-8	
4-Chlorotoluene	ND	ug/L	0.50	1		10/03/20 00:26	106-43-4	
1,2-Dibromo-3-chloropropane	ND	ug/L	1.0	1		10/03/20 00:26	96-12-8	
Dibromochloromethane	ND	ug/L	0.50	1		10/03/20 00:26	124-48-1	
1,2-Dibromoethane (EDB)	ND	ug/L	0.50	1		10/03/20 00:26	106-93-4	
Dibromomethane	ND	ug/L	0.50	1		10/03/20 00:26	74-95-3	
1,2-Dichlorobenzene	ND	ug/L	0.50	1		10/03/20 00:26	95-50-1	
1,3-Dichlorobenzene	ND	ug/L	0.50	1		10/03/20 00:26	541-73-1	
1,4-Dichlorobenzene	ND	ug/L	0.50	1		10/03/20 00:26	106-46-7	
Dichlorodifluoromethane	ND	ug/L	0.50	1		10/03/20 00:26	75-71-8	
1,1-Dichloroethane	ND	ug/L	0.50	1		10/03/20 00:26	75-34-3	
1,2-Dichloroethane	ND	ug/L	0.50	1		10/03/20 00:26	107-06-2	
1,1-Dichloroethene	ND	ug/L	0.50	1		10/03/20 00:26	75-35-4	
cis-1,2-Dichloroethene	ND	ug/L	0.50	1		10/03/20 00:26	156-59-2	
trans-1,2-Dichloroethene	ND	ug/L	0.50	1		10/03/20 00:26	156-60-5	
1,2-Dichloropropane	ND	ug/L	0.50	1		10/03/20 00:26	78-87-5	
1,3-Dichloropropane	ND	ug/L	0.50	1		10/03/20 00:26	142-28-9	
2,2-Dichloropropane	ND	ug/L	0.50	1		10/03/20 00:26	594-20-7	

REPORT OF LABORATORY ANALYSIS

This report shall not be reproduced, except in full,
without the written consent of Pace Analytical Services, LLC.

Pace Analytical Services, LLC
9800 Kincey Ave. Suite 100
Huntersville, NC 28078
(704)875-9092

ANALYTICAL RESULTS

Project: 2020-L1-2448
Pace Project No.: 92498538

Sample: 13800_HC_RD **Lab ID: 92498538001** Collected: 10/01/20 10:40 Received: 10/02/20 13:05 Matrix: Water

Parameters	Results	Units	Report Limit	DF	Prepared	Analyzed	CAS No.	Qual
6200B MSV	Analytical Method: SM 6200B Pace Analytical Services - Charlotte							
1,1-Dichloropropene	ND	ug/L	0.50	1		10/03/20 00:26	563-58-6	
cis-1,3-Dichloropropene	ND	ug/L	0.50	1		10/03/20 00:26	10061-01-5	
trans-1,3-Dichloropropene	ND	ug/L	0.50	1		10/03/20 00:26	10061-02-6	
Diisopropyl ether	ND	ug/L	0.50	1		10/03/20 00:26	108-20-3	
Ethylbenzene	ND	ug/L	0.50	1		10/03/20 00:26	100-41-4	
Hexachloro-1,3-butadiene	ND	ug/L	2.0	1		10/03/20 00:26	87-68-3	
Isopropylbenzene (Cumene)	ND	ug/L	0.50	1		10/03/20 00:26	98-82-8	
Methylene Chloride	ND	ug/L	2.0	1		10/03/20 00:26	75-09-2	
Methyl-tert-butyl ether	ND	ug/L	0.50	1		10/03/20 00:26	1634-04-4	
Naphthalene	ND	ug/L	2.0	1		10/03/20 00:26	91-20-3	
n-Propylbenzene	ND	ug/L	0.50	1		10/03/20 00:26	103-65-1	
Styrene	ND	ug/L	0.50	1		10/03/20 00:26	100-42-5	
1,1,1,2-Tetrachloroethane	ND	ug/L	0.50	1		10/03/20 00:26	630-20-6	
1,1,2,2-Tetrachloroethane	ND	ug/L	0.50	1		10/03/20 00:26	79-34-5	
Tetrachloroethene	ND	ug/L	0.50	1		10/03/20 00:26	127-18-4	
Toluene	ND	ug/L	0.50	1		10/03/20 00:26	108-88-3	
1,2,3-Trichlorobenzene	ND	ug/L	2.0	1		10/03/20 00:26	87-61-6	
1,2,4-Trichlorobenzene	ND	ug/L	2.0	1		10/03/20 00:26	120-82-1	
1,1,1-Trichloroethane	ND	ug/L	0.50	1		10/03/20 00:26	71-55-6	
1,1,2-Trichloroethane	ND	ug/L	0.50	1		10/03/20 00:26	79-00-5	
Trichloroethene	ND	ug/L	0.50	1		10/03/20 00:26	79-01-6	
Trichlorofluoromethane	ND	ug/L	1.0	1		10/03/20 00:26	75-69-4	
1,2,3-Trichloropropane	ND	ug/L	0.50	1		10/03/20 00:26	96-18-4	
1,2,4-Trimethylbenzene	ND	ug/L	0.50	1		10/03/20 00:26	95-63-6	
1,3,5-Trimethylbenzene	ND	ug/L	0.50	1		10/03/20 00:26	108-67-8	
Vinyl chloride	ND	ug/L	1.0	1		10/03/20 00:26	75-01-4	
m&p-Xylene	ND	ug/L	1.0	1		10/03/20 00:26	179601-23-1	
o-Xylene	ND	ug/L	0.50	1		10/03/20 00:26	95-47-6	
Surrogates								
1,2-Dichloroethane-d4 (S)	108	%	70-130	1		10/03/20 00:26	17060-07-0	
4-Bromofluorobenzene (S)	101	%	70-130	1		10/03/20 00:26	460-00-4	
Toluene-d8 (S)	104	%	70-130	1		10/03/20 00:26	2037-26-5	

REPORT OF LABORATORY ANALYSIS

This report shall not be reproduced, except in full,
without the written consent of Pace Analytical Services, LLC.

Pace Analytical Services, LLC
9800 Kincey Ave. Suite 100
Huntersville, NC 28078
(704)875-9092

QUALITY CONTROL DATA

Project: 2020-L1-2448
Pace Project No.: 92498538

QC Batch: 1554323
QC Batch Method: MADEPV
Analysis Method: MADEP VPH
Analysis Description: MADEPV
Laboratory: Pace National - Mt. Juliet

Associated Lab Samples: 92498538001

METHOD BLANK: R3578902-3 Matrix: Water
Associated Lab Samples: 92498538001

Parameter	Units	Blank Result	Reporting Limit	Analyzed	Qualifiers
Aliphatic (C05-C08)	ug/L	ND	100	10/05/20 17:02	
Aliphatic (C09-C12)	ug/L	ND	100	10/05/20 17:02	
Aromatic (C09-C10),Unadjusted	ug/L	ND	100	10/05/20 17:02	
Total VPH	ug/L	ND	100	10/05/20 17:02	
2,5-Dibromotoluene (FID)	%	86.6	70.0-130	10/05/20 17:02	
2,5-Dibromotoluene (PID)	%	75.8	70.0-130	10/05/20 17:02	

LABORATORY CONTROL SAMPLE & LCSD: R3578902-1 R3578902-2

Parameter	Units	Spike Conc.	LCS Result	LCSD Result	LCS % Rec	LCSD % Rec	% Rec Limits	RPD	Max RPD	Qualifiers
Aliphatic (C05-C08)	ug/L	1200	1380	1340	115	112	70.0-130	2.94	25	
Aliphatic (C09-C12)	ug/L	1400	1650	1650	118	118	70.0-130	0.00	25	
Aromatic (C09-C10),Unadjusted	ug/L	200	221	172	111	86.0	70.0-130	24.9	25	
Total VPH	ug/L	2800	3250	3160	116	113	70.0-130	2.81	25	
2,5-Dibromotoluene (FID)	%				94.1	95.2	70.0-130			
2,5-Dibromotoluene (PID)	%				84.8	83.4	70.0-130			

Results presented on this page are in the units indicated by the "Units" column except where an alternate unit is presented to the right of the result.

REPORT OF LABORATORY ANALYSIS

This report shall not be reproduced, except in full,
without the written consent of Pace Analytical Services, LLC.

Pace Analytical Services, LLC
9800 Kincey Ave. Suite 100
Huntersville, NC 28078
(704)875-9092

QUALITY CONTROL DATA

Project: 2020-L1-2448
Pace Project No.: 92498538

QC Batch: 570703
QC Batch Method: EPA 3010A
Analysis Method: EPA 6010D
Analysis Description: 6010 MET
Laboratory: Pace Analytical Services - Asheville
Associated Lab Samples: 92498538001

METHOD BLANK: 3023374 Matrix: Water
Associated Lab Samples: 92498538001

Parameter	Units	Blank Result	Reporting Limit	Analyzed	Qualifiers
Lead	ug/L	ND	5.0	10/03/20 11:52	

LABORATORY CONTROL SAMPLE: 3023375

Parameter	Units	Spike Conc.	LCS Result	LCS % Rec	% Rec Limits	Qualifiers
Lead	ug/L	500	491	98	80-120	

MATRIX SPIKE & MATRIX SPIKE DUPLICATE: 3023376 3023377

Parameter	Units	92498532001 Result	MS Spike Conc.	MSD Spike Conc.	MS Result	MSD Result	MS % Rec	MSD % Rec	% Rec Limits	RPD	Qual
Lead	ug/L	ND	500	500	507	499	101	99	75-125	2	

Results presented on this page are in the units indicated by the "Units" column except where an alternate unit is presented to the right of the result.

REPORT OF LABORATORY ANALYSIS

This report shall not be reproduced, except in full,
without the written consent of Pace Analytical Services, LLC.

Pace Analytical Services, LLC
9800 Kincey Ave. Suite 100
Huntersville, NC 28078
(704)875-9092

QUALITY CONTROL DATA

Project: 2020-L1-2448
Pace Project No.: 92498538

QC Batch: 570653
QC Batch Method: SM 6200B
Analysis Method: SM 6200B
Analysis Description: 6200B MSV
Laboratory: Pace Analytical Services - Charlotte

Associated Lab Samples: 92498538001

METHOD BLANK: 3023000 Matrix: Water
Associated Lab Samples: 92498538001

Parameter	Units	Blank Result	Reporting Limit	Analyzed	Qualifiers
1,1,1,2-Tetrachloroethane	ug/L	ND	0.50	10/02/20 22:41	
1,1,1-Trichloroethane	ug/L	ND	0.50	10/02/20 22:41	
1,1,2,2-Tetrachloroethane	ug/L	ND	0.50	10/02/20 22:41	
1,1,2-Trichloroethane	ug/L	ND	0.50	10/02/20 22:41	
1,1-Dichloroethane	ug/L	ND	0.50	10/02/20 22:41	
1,1-Dichloroethene	ug/L	ND	0.50	10/02/20 22:41	
1,1-Dichloropropene	ug/L	ND	0.50	10/02/20 22:41	
1,2,3-Trichlorobenzene	ug/L	ND	2.0	10/02/20 22:41	
1,2,3-Trichloropropane	ug/L	ND	0.50	10/02/20 22:41	
1,2,4-Trichlorobenzene	ug/L	ND	2.0	10/02/20 22:41	
1,2,4-Trimethylbenzene	ug/L	ND	0.50	10/02/20 22:41	
1,2-Dibromo-3-chloropropane	ug/L	ND	1.0	10/02/20 22:41	
1,2-Dibromoethane (EDB)	ug/L	ND	0.50	10/02/20 22:41	
1,2-Dichlorobenzene	ug/L	ND	0.50	10/02/20 22:41	
1,2-Dichloroethane	ug/L	ND	0.50	10/02/20 22:41	
1,2-Dichloropropane	ug/L	ND	0.50	10/02/20 22:41	
1,3,5-Trimethylbenzene	ug/L	ND	0.50	10/02/20 22:41	
1,3-Dichlorobenzene	ug/L	ND	0.50	10/02/20 22:41	
1,3-Dichloropropane	ug/L	ND	0.50	10/02/20 22:41	
1,4-Dichlorobenzene	ug/L	ND	0.50	10/02/20 22:41	
2,2-Dichloropropane	ug/L	ND	0.50	10/02/20 22:41	
2-Chlorotoluene	ug/L	ND	0.50	10/02/20 22:41	
4-Chlorotoluene	ug/L	ND	0.50	10/02/20 22:41	
Benzene	ug/L	ND	0.50	10/02/20 22:41	
Bromobenzene	ug/L	ND	0.50	10/02/20 22:41	
Bromochloromethane	ug/L	ND	0.50	10/02/20 22:41	
Bromodichloromethane	ug/L	ND	0.50	10/02/20 22:41	
Bromoform	ug/L	ND	0.50	10/02/20 22:41	
Bromomethane	ug/L	ND	5.0	10/02/20 22:41	
Carbon tetrachloride	ug/L	ND	0.50	10/02/20 22:41	
Chlorobenzene	ug/L	ND	0.50	10/02/20 22:41	
Chloroethane	ug/L	ND	1.0	10/02/20 22:41	
Chloroform	ug/L	ND	0.50	10/02/20 22:41	
Chloromethane	ug/L	ND	1.0	10/02/20 22:41	
cis-1,2-Dichloroethene	ug/L	ND	0.50	10/02/20 22:41	
cis-1,3-Dichloropropene	ug/L	ND	0.50	10/02/20 22:41	
Dibromochloromethane	ug/L	ND	0.50	10/02/20 22:41	
Dibromomethane	ug/L	ND	0.50	10/02/20 22:41	
Dichlorodifluoromethane	ug/L	ND	0.50	10/02/20 22:41	
Diisopropyl ether	ug/L	ND	0.50	10/02/20 22:41	

Results presented on this page are in the units indicated by the "Units" column except where an alternate unit is presented to the right of the result.

REPORT OF LABORATORY ANALYSIS

This report shall not be reproduced, except in full,
without the written consent of Pace Analytical Services, LLC.

Pace Analytical Services, LLC
9800 Kincey Ave. Suite 100
Huntersville, NC 28078
(704)875-9092

QUALITY CONTROL DATA

Project: 2020-L1-2448
Pace Project No.: 92498538

METHOD BLANK: 3023000 Matrix: Water
Associated Lab Samples: 92498538001

Parameter	Units	Blank Result	Reporting Limit	Analyzed	Qualifiers
Ethylbenzene	ug/L	ND	0.50	10/02/20 22:41	
Hexachloro-1,3-butadiene	ug/L	ND	2.0	10/02/20 22:41	
Isopropylbenzene (Cumene)	ug/L	ND	0.50	10/02/20 22:41	
m&p-Xylene	ug/L	ND	1.0	10/02/20 22:41	
Methyl-tert-butyl ether	ug/L	ND	0.50	10/02/20 22:41	
Methylene Chloride	ug/L	ND	2.0	10/02/20 22:41	
n-Butylbenzene	ug/L	ND	0.50	10/02/20 22:41	
n-Propylbenzene	ug/L	ND	0.50	10/02/20 22:41	
Naphthalene	ug/L	ND	2.0	10/02/20 22:41	
o-Xylene	ug/L	ND	0.50	10/02/20 22:41	
sec-Butylbenzene	ug/L	ND	0.50	10/02/20 22:41	
Styrene	ug/L	ND	0.50	10/02/20 22:41	
tert-Butylbenzene	ug/L	ND	0.50	10/02/20 22:41	
Tetrachloroethene	ug/L	ND	0.50	10/02/20 22:41	
Toluene	ug/L	ND	0.50	10/02/20 22:41	
trans-1,2-Dichloroethene	ug/L	ND	0.50	10/02/20 22:41	
trans-1,3-Dichloropropene	ug/L	ND	0.50	10/02/20 22:41	
Trichloroethene	ug/L	ND	0.50	10/02/20 22:41	
Trichlorofluoromethane	ug/L	ND	1.0	10/02/20 22:41	
Vinyl chloride	ug/L	ND	1.0	10/02/20 22:41	
1,2-Dichloroethane-d4 (S)	%	107	70-130	10/02/20 22:41	
4-Bromofluorobenzene (S)	%	101	70-130	10/02/20 22:41	
Toluene-d8 (S)	%	104	70-130	10/02/20 22:41	

LABORATORY CONTROL SAMPLE: 3023001

Parameter	Units	Spike Conc.	LCS Result	LCS % Rec	% Rec Limits	Qualifiers
1,1,1,2-Tetrachloroethane	ug/L	50	48.1	96	60-140	
1,1,1-Trichloroethane	ug/L	50	50.1	100	60-140	
1,1,2,2-Tetrachloroethane	ug/L	50	49.8	100	60-140	
1,1,2-Trichloroethane	ug/L	50	48.9	98	60-140	
1,1-Dichloroethane	ug/L	50	49.0	98	60-140	
1,1-Dichloroethene	ug/L	50	49.2	98	60-140	
1,1-Dichloropropene	ug/L	50	50.5	101	60-140	
1,2,3-Trichlorobenzene	ug/L	50	51.0	102	60-140	
1,2,3-Trichloropropane	ug/L	50	45.5	91	60-140	
1,2,4-Trichlorobenzene	ug/L	50	46.2	92	60-140	
1,2,4-Trimethylbenzene	ug/L	50	42.4	85	60-140	
1,2-Dibromo-3-chloropropane	ug/L	50	51.1	102	60-140	
1,2-Dibromoethane (EDB)	ug/L	50	50.4	101	60-140	
1,2-Dichlorobenzene	ug/L	50	43.7	87	60-140	
1,2-Dichloroethane	ug/L	50	46.7	93	60-140	
1,2-Dichloropropane	ug/L	50	49.0	98	60-140	
1,3,5-Trimethylbenzene	ug/L	50	43.5	87	60-140	

Results presented on this page are in the units indicated by the "Units" column except where an alternate unit is presented to the right of the result.

REPORT OF LABORATORY ANALYSIS

This report shall not be reproduced, except in full,
without the written consent of Pace Analytical Services, LLC.

Pace Analytical Services, LLC
9800 Kincey Ave. Suite 100
Huntersville, NC 28078
(704)875-9092

QUALITY CONTROL DATA

Project: 2020-L1-2448
Pace Project No.: 92498538

LABORATORY CONTROL SAMPLE: 3023001

Parameter	Units	Spike Conc.	LCS Result	LCS % Rec	% Rec Limits	Qualifiers
1,3-Dichlorobenzene	ug/L	50	43.4	87	60-140	
1,3-Dichloropropane	ug/L	50	50.1	100	60-140	
1,4-Dichlorobenzene	ug/L	50	42.9	86	60-140	
2,2-Dichloropropane	ug/L	50	49.3	99	60-140	
2-Chlorotoluene	ug/L	50	41.0	82	60-140	
4-Chlorotoluene	ug/L	50	43.5	87	60-140	
Benzene	ug/L	50	46.6	93	60-140	
Bromobenzene	ug/L	50	44.4	89	60-140	
Bromochloromethane	ug/L	50	50.6	101	60-140	
Bromodichloromethane	ug/L	50	45.0	90	60-140	
Bromoform	ug/L	50	53.8	108	60-140	
Bromomethane	ug/L	50	48.2	96	60-140	
Carbon tetrachloride	ug/L	50	47.9	96	60-140	
Chlorobenzene	ug/L	50	43.7	87	60-140	
Chloroethane	ug/L	50	41.9	84	60-140	
Chloroform	ug/L	50	49.7	99	60-140	
Chloromethane	ug/L	50	40.4	81	60-140	
cis-1,2-Dichloroethene	ug/L	50	48.9	98	60-140	
cis-1,3-Dichloropropene	ug/L	50	52.3	105	60-140	
Dibromochloromethane	ug/L	50	50.1	100	60-140	
Dibromomethane	ug/L	50	50.0	100	60-140	
Dichlorodifluoromethane	ug/L	50	40.9	82	60-140	
Diisopropyl ether	ug/L	50	49.8	100	60-140	
Ethylbenzene	ug/L	50	42.6	85	60-140	
Hexachloro-1,3-butadiene	ug/L	50	43.2	86	60-140	
Isopropylbenzene (Cumene)	ug/L	50	43.6	87	60-140	
m&p-Xylene	ug/L	100	85.2	85	60-140	
Methyl-tert-butyl ether	ug/L	50	52.9	106	60-140	
Methylene Chloride	ug/L	50	48.8	98	60-140	
n-Butylbenzene	ug/L	50	43.5	87	60-140	
n-Propylbenzene	ug/L	50	42.4	85	60-140	
Naphthalene	ug/L	50	50.5	101	60-140	
o-Xylene	ug/L	50	42.5	85	60-140	
sec-Butylbenzene	ug/L	50	43.6	87	60-140	
Styrene	ug/L	50	45.8	92	60-140	
tert-Butylbenzene	ug/L	50	35.9	72	60-140	
Tetrachloroethene	ug/L	50	45.2	90	60-140	
Toluene	ug/L	50	42.7	85	60-140	
trans-1,2-Dichloroethene	ug/L	50	51.0	102	60-140	
trans-1,3-Dichloropropene	ug/L	50	50.9	102	60-140	
Trichloroethene	ug/L	50	48.9	98	60-140	
Trichlorofluoromethane	ug/L	50	41.9	84	60-140	
Vinyl chloride	ug/L	50	42.4	85	60-140	
1,2-Dichloroethane-d4 (S)	%			102	70-130	
4-Bromofluorobenzene (S)	%			99	70-130	
Toluene-d8 (S)	%			98	70-130	

Results presented on this page are in the units indicated by the "Units" column except where an alternate unit is presented to the right of the result.

REPORT OF LABORATORY ANALYSIS

This report shall not be reproduced, except in full,
without the written consent of Pace Analytical Services, LLC.

Pace Analytical Services, LLC
9800 Kincey Ave. Suite 100
Huntersville, NC 28078
(704)875-9092

QUALITY CONTROL DATA

Project: 2020-L1-2448
Pace Project No.: 92498538

MATRIX SPIKE & MATRIX SPIKE DUPLICATE: 3023002 3023003

Parameter	Units	92498534001 Result	MS Spike Conc.	MSD Spike Conc.	MS Result	MSD Result	MS % Rec	MSD % Rec	% Rec Limits	RPD	Qual
1,1,1,2-Tetrachloroethane	ug/L	ND	20	20	22.2	23.0	111	115	60-140	3	
1,1,1-Trichloroethane	ug/L	ND	20	20	23.5	23.5	117	117	60-140	0	
1,1,2,2-Tetrachloroethane	ug/L	ND	20	20	22.0	22.1	110	111	60-140	1	
1,1,2-Trichloroethane	ug/L	ND	20	20	23.0	22.7	115	114	60-140	1	
1,1-Dichloroethane	ug/L	ND	20	20	23.0	23.0	115	115	60-140	0	
1,1-Dichloroethene	ug/L	ND	20	20	23.9	24.1	119	121	60-140	1	
1,1-Dichloropropene	ug/L	ND	20	20	26.1	25.9	131	129	60-140	1	
1,2,3-Trichlorobenzene	ug/L	ND	20	20	23.2	23.0	116	115	60-140	1	
1,2,3-Trichloropropane	ug/L	ND	20	20	22.4	22.7	112	113	60-140	1	
1,2,4-Trichlorobenzene	ug/L	ND	20	20	23.3	24.4	116	122	60-140	5	
1,2,4-Trimethylbenzene	ug/L	ND	20	20	22.6	23.5	113	117	60-140	4	
1,2-Dibromo-3-chloropropane	ug/L	ND	20	20	23.1	23.3	116	117	60-140	1	
1,2-Dibromoethane (EDB)	ug/L	ND	20	20	22.1	22.7	111	113	60-140	2	
1,2-Dichlorobenzene	ug/L	ND	20	20	22.6	22.7	113	114	60-140	1	
1,2-Dichloroethane	ug/L	ND	20	20	19.9	20.3	100	102	60-140	2	
1,2-Dichloropropane	ug/L	ND	20	20	24.7	24.3	124	122	60-140	2	
1,3,5-Trimethylbenzene	ug/L	ND	20	20	23.2	23.1	116	115	60-140	0	
1,3-Dichlorobenzene	ug/L	ND	20	20	23.0	23.1	115	115	60-140	0	
1,3-Dichloropropane	ug/L	ND	20	20	23.9	24.8	119	124	60-140	4	
1,4-Dichlorobenzene	ug/L	ND	20	20	22.7	23.1	113	115	60-140	2	
2,2-Dichloropropane	ug/L	ND	20	20	25.2	25.0	126	125	60-140	1	
2-Chlorotoluene	ug/L	ND	20	20	23.8	24.5	119	123	60-140	3	
4-Chlorotoluene	ug/L	ND	20	20	23.5	23.7	117	118	60-140	1	
Benzene	ug/L	ND	20	20	23.1	22.8	115	114	60-140	1	
Bromobenzene	ug/L	ND	20	20	21.8	23.2	109	116	60-140	6	
Bromochloromethane	ug/L	ND	20	20	22.0	22.4	110	112	60-140	2	
Bromodichloromethane	ug/L	ND	20	20	20.6	20.2	103	101	60-140	2	
Bromoform	ug/L	ND	20	20	16.5	17.7	82	88	60-140	7	
Bromomethane	ug/L	ND	20	20	21.3	23.7	105	117	60-140	11	
Carbon tetrachloride	ug/L	ND	20	20	22.6	21.9	113	110	60-140	3	
Chlorobenzene	ug/L	ND	20	20	23.1	23.2	115	116	60-140	1	
Chloroethane	ug/L	ND	20	20	22.2	23.5	111	118	60-140	6	
Chloroform	ug/L	ND	20	20	22.5	22.5	113	113	60-140	0	
Chloromethane	ug/L	ND	20	20	18.0	18.0	90	90	60-140	0	
cis-1,2-Dichloroethene	ug/L	ND	20	20	21.9	22.2	110	111	60-140	1	
cis-1,3-Dichloropropene	ug/L	ND	20	20	24.2	23.8	121	119	60-140	2	
Dibromochloromethane	ug/L	ND	20	20	23.0	22.5	115	113	60-140	2	
Dibromomethane	ug/L	ND	20	20	23.3	22.4	117	112	60-140	4	
Dichlorodifluoromethane	ug/L	ND	20	20	19.6	19.6	98	98	60-140	0	
Diisopropyl ether	ug/L	ND	20	20	21.1	21.0	106	105	60-140	0	
Ethylbenzene	ug/L	ND	20	20	22.4	22.6	112	113	60-140	1	
Hexachloro-1,3-butadiene	ug/L	ND	20	20	26.3	26.3	131	131	60-140	0	
Isopropylbenzene (Cumene)	ug/L	ND	20	20	23.0	23.0	115	115	60-140	0	
m&p-Xylene	ug/L	ND	40	40	45.3	45.2	113	113	60-140	0	
Methyl-tert-butyl ether	ug/L	ND	20	20	22.5	22.5	113	113	60-140	0	
Methylene Chloride	ug/L	ND	20	20	19.4	19.5	97	98	60-140	0	

Results presented on this page are in the units indicated by the "Units" column except where an alternate unit is presented to the right of the result.

REPORT OF LABORATORY ANALYSIS

This report shall not be reproduced, except in full,
without the written consent of Pace Analytical Services, LLC.

Pace Analytical Services, LLC
9800 Kincey Ave. Suite 100
Huntersville, NC 28078
(704)875-9092

QUALITY CONTROL DATA

Project: 2020-L1-2448
Pace Project No.: 92498538

MATRIX SPIKE & MATRIX SPIKE DUPLICATE: 3023002 3023003

Parameter	Units	92498534001 Result	MS Spike Conc.	MSD Spike Conc.	MS Result	MSD Result	MS % Rec	MSD % Rec	% Rec Limits	RPD	Qual
n-Butylbenzene	ug/L	ND	20	20	23.5	23.7	118	119	60-140	1	
n-Propylbenzene	ug/L	ND	20	20	23.6	23.6	118	118	60-140	0	
Naphthalene	ug/L	ND	20	20	23.4	24.0	117	120	60-140	2	
o-Xylene	ug/L	ND	20	20	23.7	22.7	118	113	60-140	4	
sec-Butylbenzene	ug/L	ND	20	20	23.6	23.9	118	119	60-140	1	
Styrene	ug/L	ND	20	20	21.8	23.1	109	115	60-140	6	
tert-Butylbenzene	ug/L	ND	20	20	20.8	21.0	104	105	60-140	1	
Tetrachloroethene	ug/L	ND	20	20	22.4	22.6	112	113	60-140	1	
Toluene	ug/L	ND	20	20	22.7	22.2	113	111	60-140	2	
trans-1,2-Dichloroethene	ug/L	ND	20	20	23.1	23.2	116	116	60-140	0	
trans-1,3-Dichloropropene	ug/L	ND	20	20	22.4	22.8	112	114	60-140	2	
Trichloroethene	ug/L	ND	20	20	23.9	23.6	119	118	60-140	1	
Trichlorofluoromethane	ug/L	ND	20	20	21.6	22.0	108	110	60-140	2	
Vinyl chloride	ug/L	ND	20	20	20.5	20.7	102	104	60-140	1	
1,2-Dichloroethane-d4 (S)	%						95	99	70-130		
4-Bromofluorobenzene (S)	%						98	99	70-130		
Toluene-d8 (S)	%						98	97	70-130		

Results presented on this page are in the units indicated by the "Units" column except where an alternate unit is presented to the right of the result.

REPORT OF LABORATORY ANALYSIS

This report shall not be reproduced, except in full,
without the written consent of Pace Analytical Services, LLC.

Pace Analytical Services, LLC
9800 Kincey Ave. Suite 100
Huntersville, NC 28078
(704)875-9092

QUALIFIERS

Project: 2020-L1-2448
Pace Project No.: 92498538

DEFINITIONS

DF - Dilution Factor, if reported, represents the factor applied to the reported data due to dilution of the sample aliquot.

ND - Not Detected at or above adjusted reporting limit.

TNTC - Too Numerous To Count

J - Estimated concentration above the adjusted method detection limit and below the adjusted reporting limit.

MDL - Adjusted Method Detection Limit.

PQL - Practical Quantitation Limit.

RL - Reporting Limit - The lowest concentration value that meets project requirements for quantitative data with known precision and bias for a specific analyte in a specific matrix.

S - Surrogate

1,2-Diphenylhydrazine decomposes to and cannot be separated from Azobenzene using Method 8270. The result for each analyte is a combined concentration.

Consistent with EPA guidelines, unrounded data are displayed and have been used to calculate % recovery and RPD values.

LCS(D) - Laboratory Control Sample (Duplicate)

MS(D) - Matrix Spike (Duplicate)

DUP - Sample Duplicate

RPD - Relative Percent Difference

NC - Not Calculable.

SG - Silica Gel - Clean-Up

U - Indicates the compound was analyzed for, but not detected.

Acid preservation may not be appropriate for 2 Chloroethylvinyl ether.

A separate vial preserved to a pH of 4-5 is recommended in SW846 Chapter 4 for the analysis of Acrolein and Acrylonitrile by EPA Method 8260.

N-Nitrosodiphenylamine decomposes and cannot be separated from Diphenylamine using Method 8270. The result reported for each analyte is a combined concentration.

Pace Analytical is TNI accredited. Contact your Pace PM for the current list of accredited analytes.

TNI - The NELAC Institute.

This report shall not be reproduced, except in full,
without the written consent of Pace Analytical Services, LLC.

Pace Analytical Services, LLC
9800 Kincey Ave. Suite 100
Huntersville, NC 28078
(704)875-9092

QUALITY CONTROL DATA CROSS REFERENCE TABLE

Project: 2020-L1-2448
Pace Project No.: 92498538

Lab ID	Sample ID	QC Batch Method	QC Batch	Analytical Method	Analytical Batch
92498538001	**13800_HC_RD**	MADEPV	1554323	MADEP VPH	1554323
92498538001	**13800_HC_RD**	EPA 3010A	570703	EPA 6010D	570720
92498538001	**13800_HC_RD**	SM 6200B	570653		

This report shall not be reproduced, except in full,
without the written consent of Pace Analytical Services, LLC.

CHAIN-OF-CUSTODY Analytical Request Document

Pace Analytical®

Chain-of-Custody is a LEGAL DOCUMENT - Complete all relevent fields

WO# : 92498538

92498538

LAB U... Number or

Company: Apex Companies

Billing Information:

Address:

Report To: Andrew Street

Email To: Andrew Street/ Emily Little

Copy To:

Site Collection Info/Address: 13800 H/C RD

Customer Project Name/Number: 2020-LI-2448

State: NC / County/City: Huntersville Time Zone Collected: [ ] PT [ ] MT [ ] CT [✓] ET

Phone:
Email:

Site/Facility ID #:

Compliance Monitoring? [ ] Yes [ ] No

Collected By (print): Matthew Fraidi

Purchase Order #:
Quote #:

DW PWS ID #:
DW Location Code:

Collected By (signature):

Turnaround Date Required: ASAP

Immediately Packed on Ice: [✓] Yes [ ] No

Sample Disposal:
[ ] Dispose as appropriate [ ] Return
[ ] Archive: _____
[ ] Hold: _____

Rush:
[✓] Same Day [ ] Next Day
[ ] 2 Day [ ] 3 Day [ ] 4 Day [ ] 5 Day
(Expedite Charges Apply)

Field Filtered (if applicable):
[ ] Yes [ ] No
Analysis: _____

* Matrix Codes (Insert in Matrix box below): Drinking Water (DW), Ground Water (GW), Wastewater (WW), Product (P), Soil/Solid (SL), Oil (OL), Wipe (WP), Air (AR), Tissue (TS), Bioassay (B), Vapor (V), Other (OT)

** Preservative Types: (1) nitric acid, (2) sulfuric acid, (3) hydrochloric acid, (4) sodium hydroxide, (5) zinc acetate, (6) methanol, (7) sodium bisulfate, (8) sodium thiosulfate, (9) hexane, (A) ascorbic acid, (B) ammonium sulfate, (C) ammonium hydroxide, (D) TSP, (U) Unpreserved, (O) Other _____

Analyses

Customer Sample ID	Matrix *	Comp / Grab	Collected (or Composite Start) Date	Collected (or Composite Start) Time	Composite End Date	Composite End Time	Res Cl	# of Ctns	SM 6200 B VOCs	Lead	MADEP VPH
13800 H/C RD	DW	G	10/01	1040				8	X	X	X

Lab Profile/Line:

Lab Sample Receipt Checklist:

Custody Seals Present/Intact	Y (N)	NA
Custody Signatures Present	(Y) N	NA
Collector Signature Present	(Y) N	NA
Bottles Intact	(Y) N	NA
Correct Bottles	(Y) N	NA
Sufficient Volume	(Y) N	NA
Samples Received on Ice	(Y) N	NA
VOA - Headspace Acceptable	(Y) N	NA
USDA Regulated Soils	Y N	(NA)
Samples in Holding Time	(Y) N	NA
Residual Chlorine Present	Y N	(NA)

Cl Strips: _____

Sample pH Acceptable	(Y) N	NA

pH Strips: _____

Sulfide Present	Y N	(NA)

Lead Acetate Strips: _____

LAB USE ONLY:
Lab Sample # / Comments:
92498538

Customer Remarks / Special Conditions / Possible Hazards:

Type of Ice Used: (Wet) Blue Dry None

Packing Material Used:

SHORT HOLDS PRESENT (<72 hours): Y (N) N/A

Lab Tracking #: 2528771

Radchem sample(s) screened (<500 cpm): Y N (NA)

Samples received via: FEDEX UPS Client Courier (Pace Courier)

Lab Sample Temperature Info:
Temp Blank Received: Y (N) NA
Therm ID#: 92706
Cooler 1 Temp Upon Receipt: 3.0 oC
Cooler 1 Therm Corr. Factor: .0 oC
Cooler 1 Corrected Temp: 3.0 oC
Comments:

Relinquished by/Company: (Signature)	Date/Time:	Received by/Company: (Signature)	Date/Time:
	1300 10/02/20		10-2-20 1300
Relinquished by/Company: (Signature)	Date/Time:	Received by/Company: (Signature)	Date/Time:
	10-2-20 1331	MD&Pace HVL	10-2-20 1331
Relinquished by/Company: (Signature)	Date/Time:	Received by/Company: (Signature)	Date/Time:

MTJL LAB USE ONLY
Table #:
Acctnum:
Template:
Prelogin:
PM:
PB:

Trip Blank Received: Y (N) NA
HCL MeOH TSP Other

Non Conformance(s): YES / (NO)

Page: _____ of: _____

Pace Analytical Services, LLC
9800 Kincey Ave. Suite 100
Huntersville, NC 28078
(704)875-9092

October 07, 2020

Andrew Street
Apex Companies - NC
5900 Northwoods Business Pkwy
Suite 5900-0
Charlotte, NC 28269

RE: Project: 2020-L1-2448
Pace Project No.: 92498539

Dear Andrew Street:

Enclosed are the analytical results for sample(s) received by the laboratory on October 02, 2020. The results relate only to the samples included in this report. Results reported herein conform to the applicable TNI/NELAC Standards and the laboratory's Quality Manual, where applicable, unless otherwise noted in the body of the report.

The test results provided in this final report were generated by each of the following laboratories within the Pace Network:

- Pace National - Mt. Juliet
- Pace Analytical Services - Asheville
- Pace Analytical Services - Charlotte

If you have any questions concerning this report, please feel free to contact me.

Sincerely,

Angela M. Baioni

Angela Baioni
angela.baioni@pacelabs.com
(704)875-9092
Project Manager

Enclosures

cc: J Culbreath, Colonial Pipeline Company
Robert Hughes, Colonial Pipeline
Margaret King, APEX Companies, LLC
Emily Little, Apex Companies
Jeff Morrison, Colonial Pipeline Company
Tom Naumann, APEX Companies - NC
Joe Nicolette, Montrose-EPS
Christopher Schultz, Apex Companies
Alex Testoff, Montrose-EPS
Michael Verdon, Colonial Pipeline Company
JM Wyatt, Colonial Pipeline Company

REPORT OF LABORATORY ANALYSIS

This report shall not be reproduced, except in full,
without the written consent of Pace Analytical Services, LLC.

Pace Analytical Services, LLC
9800 Kincey Ave. Suite 100
Huntersville, NC 28078
(704)875-9092

CERTIFICATIONS

Project: 2020-L1-2448
Pace Project No.: 92498539

Pace Analytical Services National

12065 Lebanon Road, Mt. Juliet, TN 37122
Alabama Certification #: 40660
Alaska Certification 17-026
Arizona Certification #: AZ0612
Arkansas Certification #: 88-0469
California Certification #: 2932
Canada Certification #: 1461.01
Colorado Certification #: TN00003
Connecticut Certification #: PH-0197
DOD Certification: #1461.01
EPA# TN00003
Florida Certification #: E87487
Georgia DW Certification #: 923
Georgia Certification: NELAP
Idaho Certification #: TN00003
Illinois Certification #: 200008
Indiana Certification #: C-TN-01
Iowa Certification #: 364
Kansas Certification #: E-10277
Kentucky UST Certification #: 16
Kentucky Certification #: 90010
Louisiana Certification #: AI30792
Louisiana DW Certification #: LA180010
Maine Certification #: TN0002
Maryland Certification #: 324
Massachusetts Certification #: M-TN003
Michigan Certification #: 9958
Minnesota Certification #: 047-999-395
Mississippi Certification #: TN00003
Missouri Certification #: 340
Montana Certification #: CERT0086
Nebraska Certification #: NE-OS-15-05
Nevada Certification #: TN-03-2002-34
New Hampshire Certification #: 2975
New Jersey Certification #: TN002
New Mexico DW Certification
New York Certification #: 11742
North Carolina Aquatic Toxicity Certification #: 41
North Carolina Drinking Water Certification #: 21704
North Carolina Environmental Certificate #: 375
North Dakota Certification #: R-140
Ohio VAP Certification #: CL0069
Oklahoma Certification #: 9915
Oregon Certification #: TN200002
Pennsylvania Certification #: 68-02979
Rhode Island Certification #: LAO00356
South Carolina Certification #: 84004
South Dakota Certification
Tennessee DW/Chem/Micro Certification #: 2006
Texas Certification #: T 104704245-17-14
Texas Mold Certification #: LAB0152
USDA Soil Permit #: P330-15-00234
Utah Certification #: TN00003
Virginia Certification #: VT2006
Vermont Dept. of Health: ID# VT-2006
Virginia Certification #: 460132
Washington Certification #: C847
West Virginia Certification #: 233
Wisconsin Certification #: 998093910
Wyoming UST Certification #: via A2LA 2926.01
A2LA-ISO 17025 Certification #: 1461.01
A2LA-ISO 17025 Certification #: 1461.02
AIHA-LAP/LLC EMLAP Certification #:100789

Pace Analytical Services Charlotte

9800 Kincey Ave. Ste 100, Huntersville, NC 28078
Louisiana/NELAP Certification # LA170028
North Carolina Drinking Water Certification #: 37706
North Carolina Field Services Certification #: 5342
North Carolina Wastewater Certification #: 12
South Carolina Certification #: 99006001
Florida/NELAP Certification #: E87627
Kentucky UST Certification #: 84
Virginia/VELAP Certification #: 460221

Pace Analytical Services Asheville

2225 Riverside Drive, Asheville, NC 28804
Florida/NELAP Certification #: E87648
Massachusetts Certification #: M-NC030
North Carolina Drinking Water Certification #: 37712
North Carolina Wastewater Certification #: 40
South Carolina Certification #: 99030001
Virginia/VELAP Certification #: 460222

REPORT OF LABORATORY ANALYSIS

This report shall not be reproduced, except in full,
without the written consent of Pace Analytical Services, LLC.

Pace Analytical Services, LLC
9800 Kincey Ave. Suite 100
Huntersville, NC 28078
(704)875-9092

SAMPLE ANALYTE COUNT

Project: 2020-L1-2448
Pace Project No.: 92498539

Lab ID	Sample ID	Method	Analysts	Analytes Reported	Laboratory
92498539001	**FD-100120**	MADEP VPH	DWR	6	PAN
		EPA 6010D	SH1	1	PASI-A
		SM 6200B	SAS	63	PASI-C
92498539002	**Field Blank**	MADEP VPH	DWR	6	PAN
		EPA 6010D	SH1	1	PASI-A
		SM 6200B	SAS	63	PASI-C
92498539003	**Trip Blank**	SM 6200B	SAS	63	PASI-C

PAN = Pace National - Mt. Juliet
PASI-A = Pace Analytical Services - Asheville
PASI-C = Pace Analytical Services - Charlotte

This report shall not be reproduced, except in full,
without the written consent of Pace Analytical Services, LLC.

Pace Analytical Services, LLC
9800 Kincey Ave. Suite 100
Huntersville, NC 28078
(704)875-9092

ANALYTICAL RESULTS

Project: 2020-L1-2448
Pace Project No.: 92498539

Sample: FD-100120 **Lab ID: 92498539001** Collected: 10/01/20 12:20 Received: 10/02/20 13:05 Matrix: Water

Parameters	Results	Units	Report Limit	DF	Prepared	Analyzed	CAS No.	Qual
MADEPV	Analytical Method: MADEP VPH Preparation Method: MADEPV Pace National - Mt. Juliet							
Aliphatic (C05-C08)	ND	ug/L	100	1	10/06/20 06:09	10/06/20 06:09		
Aliphatic (C09-C12)	ND	ug/L	100	1	10/06/20 06:09	10/06/20 06:09		
Aromatic (C09-C10),Unadjusted	ND	ug/L	100	1	10/06/20 06:09	10/06/20 06:09	TPHC9C10A	
Total VPH	ND	ug/L	100	1	10/06/20 06:09	10/06/20 06:09	VPH	
Surrogates								
2,5-Dibromotoluene (FID)	96.1	%	70.0-130	1	10/06/20 06:09	10/06/20 06:09	615-59-8FID	
2,5-Dibromotoluene (PID)	84.4	%	70.0-130	1	10/06/20 06:09	10/06/20 06:09	615-59-8PID	
6010 MET ICP	Analytical Method: EPA 6010D Preparation Method: EPA 3010A Pace Analytical Services - Asheville							
Lead	ND	ug/L	5.0	1	10/03/20 00:46	10/03/20 12:36	7439-92-1	
6200B MSV	Analytical Method: SM 6200B Pace Analytical Services - Charlotte							
Benzene	ND	ug/L	0.50	1		10/03/20 00:43	71-43-2	
Bromobenzene	ND	ug/L	0.50	1		10/03/20 00:43	108-86-1	
Bromochloromethane	ND	ug/L	0.50	1		10/03/20 00:43	74-97-5	
Bromodichloromethane	ND	ug/L	0.50	1		10/03/20 00:43	75-27-4	
Bromoform	ND	ug/L	0.50	1		10/03/20 00:43	75-25-2	
Bromomethane	ND	ug/L	5.0	1		10/03/20 00:43	74-83-9	
n-Butylbenzene	ND	ug/L	0.50	1		10/03/20 00:43	104-51-8	
sec-Butylbenzene	ND	ug/L	0.50	1		10/03/20 00:43	135-98-8	
tert-Butylbenzene	ND	ug/L	0.50	1		10/03/20 00:43	98-06-6	
Carbon tetrachloride	ND	ug/L	0.50	1		10/03/20 00:43	56-23-5	
Chlorobenzene	ND	ug/L	0.50	1		10/03/20 00:43	108-90-7	
Chloroethane	ND	ug/L	1.0	1		10/03/20 00:43	75-00-3	
Chloroform	ND	ug/L	0.50	1		10/03/20 00:43	67-66-3	
Chloromethane	ND	ug/L	1.0	1		10/03/20 00:43	74-87-3	
2-Chlorotoluene	ND	ug/L	0.50	1		10/03/20 00:43	95-49-8	
4-Chlorotoluene	ND	ug/L	0.50	1		10/03/20 00:43	106-43-4	
1,2-Dibromo-3-chloropropane	ND	ug/L	1.0	1		10/03/20 00:43	96-12-8	
Dibromochloromethane	ND	ug/L	0.50	1		10/03/20 00:43	124-48-1	
1,2-Dibromoethane (EDB)	ND	ug/L	0.50	1		10/03/20 00:43	106-93-4	
Dibromomethane	ND	ug/L	0.50	1		10/03/20 00:43	74-95-3	
1,2-Dichlorobenzene	ND	ug/L	0.50	1		10/03/20 00:43	95-50-1	
1,3-Dichlorobenzene	ND	ug/L	0.50	1		10/03/20 00:43	541-73-1	
1,4-Dichlorobenzene	ND	ug/L	0.50	1		10/03/20 00:43	106-46-7	
Dichlorodifluoromethane	ND	ug/L	0.50	1		10/03/20 00:43	75-71-8	
1,1-Dichloroethane	ND	ug/L	0.50	1		10/03/20 00:43	75-34-3	
1,2-Dichloroethane	ND	ug/L	0.50	1		10/03/20 00:43	107-06-2	
1,1-Dichloroethene	ND	ug/L	0.50	1		10/03/20 00:43	75-35-4	
cis-1,2-Dichloroethene	ND	ug/L	0.50	1		10/03/20 00:43	156-59-2	
trans-1,2-Dichloroethene	ND	ug/L	0.50	1		10/03/20 00:43	156-60-5	
1,2-Dichloropropane	ND	ug/L	0.50	1		10/03/20 00:43	78-87-5	
1,3-Dichloropropane	ND	ug/L	0.50	1		10/03/20 00:43	142-28-9	
2,2-Dichloropropane	ND	ug/L	0.50	1		10/03/20 00:43	594-20-7	

REPORT OF LABORATORY ANALYSIS

This report shall not be reproduced, except in full,
without the written consent of Pace Analytical Services, LLC.

Pace Analytical Services, LLC
9800 Kincey Ave. Suite 100
Huntersville, NC 28078
(704)875-9092

ANALYTICAL RESULTS

Project: 2020-L1-2448
Pace Project No.: 92498539

Sample: FD-100120 **Lab ID: 92498539001** Collected: 10/01/20 12:20 Received: 10/02/20 13:05 Matrix: Water

Parameters	Results	Units	Report Limit	DF	Prepared	Analyzed	CAS No.	Qual
6200B MSV	Analytical Method: SM 6200B Pace Analytical Services - Charlotte							
1,1-Dichloropropene	ND	ug/L	0.50	1		10/03/20 00:43	563-58-6	
cis-1,3-Dichloropropene	ND	ug/L	0.50	1		10/03/20 00:43	10061-01-5	
trans-1,3-Dichloropropene	ND	ug/L	0.50	1		10/03/20 00:43	10061-02-6	
Diisopropyl ether	ND	ug/L	0.50	1		10/03/20 00:43	108-20-3	
Ethylbenzene	ND	ug/L	0.50	1		10/03/20 00:43	100-41-4	
Hexachloro-1,3-butadiene	ND	ug/L	2.0	1		10/03/20 00:43	87-68-3	
Isopropylbenzene (Cumene)	ND	ug/L	0.50	1		10/03/20 00:43	98-82-8	
Methylene Chloride	ND	ug/L	2.0	1		10/03/20 00:43	75-09-2	
Methyl-tert-butyl ether	ND	ug/L	0.50	1		10/03/20 00:43	1634-04-4	
Naphthalene	ND	ug/L	2.0	1		10/03/20 00:43	91-20-3	
n-Propylbenzene	ND	ug/L	0.50	1		10/03/20 00:43	103-65-1	
Styrene	ND	ug/L	0.50	1		10/03/20 00:43	100-42-5	
1,1,1,2-Tetrachloroethane	ND	ug/L	0.50	1		10/03/20 00:43	630-20-6	
1,1,2,2-Tetrachloroethane	ND	ug/L	0.50	1		10/03/20 00:43	79-34-5	
Tetrachloroethene	ND	ug/L	0.50	1		10/03/20 00:43	127-18-4	
Toluene	ND	ug/L	0.50	1		10/03/20 00:43	108-88-3	
1,2,3-Trichlorobenzene	ND	ug/L	2.0	1		10/03/20 00:43	87-61-6	
1,2,4-Trichlorobenzene	ND	ug/L	2.0	1		10/03/20 00:43	120-82-1	
1,1,1-Trichloroethane	ND	ug/L	0.50	1		10/03/20 00:43	71-55-6	
1,1,2-Trichloroethane	ND	ug/L	0.50	1		10/03/20 00:43	79-00-5	
Trichloroethene	ND	ug/L	0.50	1		10/03/20 00:43	79-01-6	
Trichlorofluoromethane	ND	ug/L	1.0	1		10/03/20 00:43	75-69-4	
1,2,3-Trichloropropane	ND	ug/L	0.50	1		10/03/20 00:43	96-18-4	
1,2,4-Trimethylbenzene	ND	ug/L	0.50	1		10/03/20 00:43	95-63-6	
1,3,5-Trimethylbenzene	ND	ug/L	0.50	1		10/03/20 00:43	108-67-8	
Vinyl chloride	ND	ug/L	1.0	1		10/03/20 00:43	75-01-4	
m&p-Xylene	ND	ug/L	1.0	1		10/03/20 00:43	179601-23-1	
o-Xylene	ND	ug/L	0.50	1		10/03/20 00:43	95-47-6	
Surrogates								
1,2-Dichloroethane-d4 (S)	107	%	70-130	1		10/03/20 00:43	17060-07-0	
4-Bromofluorobenzene (S)	104	%	70-130	1		10/03/20 00:43	460-00-4	
Toluene-d8 (S)	105	%	70-130	1		10/03/20 00:43	2037-26-5	

REPORT OF LABORATORY ANALYSIS

This report shall not be reproduced, except in full,
without the written consent of Pace Analytical Services, LLC.

Pace Analytical Services, LLC
9800 Kincey Ave. Suite 100
Huntersville, NC 28078
(704)875-9092

ANALYTICAL RESULTS

Project: 2020-L1-2448
Pace Project No.: 92498539

Sample: Field Blank **Lab ID: 92498539002** Collected: 10/01/20 14:00 Received: 10/02/20 13:05 Matrix: Water

Parameters	Results	Units	Report Limit	DF	Prepared	Analyzed	CAS No.	Qual
MADEPV	Analytical Method: MADEP VPH Preparation Method: MADEPV Pace National - Mt. Juliet							
Aliphatic (C05-C08)	ND	ug/L	100	1	10/05/20 18:10	10/05/20 18:10		
Aliphatic (C09-C12)	ND	ug/L	100	1	10/05/20 18:10	10/05/20 18:10		
Aromatic (C09-C10),Unadjusted	ND	ug/L	100	1	10/05/20 18:10	10/05/20 18:10	TPHC9C10A	
Total VPH	ND	ug/L	100	1	10/05/20 18:10	10/05/20 18:10	VPH	
Surrogates								
2,5-Dibromotoluene (FID)	89.1	%	70.0-130	1	10/05/20 18:10	10/05/20 18:10	615-59-8FID	
2,5-Dibromotoluene (PID)	80.7	%	70.0-130	1	10/05/20 18:10	10/05/20 18:10	615-59-8PID	
6010 MET ICP	Analytical Method: EPA 6010D Preparation Method: EPA 3010A Pace Analytical Services - Asheville							
Lead	ND	ug/L	5.0	1	10/03/20 00:46	10/03/20 12:40	7439-92-1	
6200B MSV	Analytical Method: SM 6200B Pace Analytical Services - Charlotte							
Benzene	ND	ug/L	0.50	1		10/02/20 22:58	71-43-2	
Bromobenzene	ND	ug/L	0.50	1		10/02/20 22:58	108-86-1	
Bromochloromethane	ND	ug/L	0.50	1		10/02/20 22:58	74-97-5	
Bromodichloromethane	ND	ug/L	0.50	1		10/02/20 22:58	75-27-4	
Bromoform	ND	ug/L	0.50	1		10/02/20 22:58	75-25-2	
Bromomethane	ND	ug/L	5.0	1		10/02/20 22:58	74-83-9	
n-Butylbenzene	ND	ug/L	0.50	1		10/02/20 22:58	104-51-8	
sec-Butylbenzene	ND	ug/L	0.50	1		10/02/20 22:58	135-98-8	
tert-Butylbenzene	ND	ug/L	0.50	1		10/02/20 22:58	98-06-6	
Carbon tetrachloride	ND	ug/L	0.50	1		10/02/20 22:58	56-23-5	
Chlorobenzene	ND	ug/L	0.50	1		10/02/20 22:58	108-90-7	
Chloroethane	ND	ug/L	1.0	1		10/02/20 22:58	75-00-3	
Chloroform	ND	ug/L	0.50	1		10/02/20 22:58	67-66-3	
Chloromethane	ND	ug/L	1.0	1		10/02/20 22:58	74-87-3	
2-Chlorotoluene	ND	ug/L	0.50	1		10/02/20 22:58	95-49-8	
4-Chlorotoluene	ND	ug/L	0.50	1		10/02/20 22:58	106-43-4	
1,2-Dibromo-3-chloropropane	ND	ug/L	1.0	1		10/02/20 22:58	96-12-8	
Dibromochloromethane	ND	ug/L	0.50	1		10/02/20 22:58	124-48-1	
1,2-Dibromoethane (EDB)	ND	ug/L	0.50	1		10/02/20 22:58	106-93-4	
Dibromomethane	ND	ug/L	0.50	1		10/02/20 22:58	74-95-3	
1,2-Dichlorobenzene	ND	ug/L	0.50	1		10/02/20 22:58	95-50-1	
1,3-Dichlorobenzene	ND	ug/L	0.50	1		10/02/20 22:58	541-73-1	
1,4-Dichlorobenzene	ND	ug/L	0.50	1		10/02/20 22:58	106-46-7	
Dichlorodifluoromethane	ND	ug/L	0.50	1		10/02/20 22:58	75-71-8	
1,1-Dichloroethane	ND	ug/L	0.50	1		10/02/20 22:58	75-34-3	
1,2-Dichloroethane	ND	ug/L	0.50	1		10/02/20 22:58	107-06-2	
1,1-Dichloroethene	ND	ug/L	0.50	1		10/02/20 22:58	75-35-4	
cis-1,2-Dichloroethene	ND	ug/L	0.50	1		10/02/20 22:58	156-59-2	
trans-1,2-Dichloroethene	ND	ug/L	0.50	1		10/02/20 22:58	156-60-5	
1,2-Dichloropropane	ND	ug/L	0.50	1		10/02/20 22:58	78-87-5	
1,3-Dichloropropane	ND	ug/L	0.50	1		10/02/20 22:58	142-28-9	
2,2-Dichloropropane	ND	ug/L	0.50	1		10/02/20 22:58	594-20-7	

REPORT OF LABORATORY ANALYSIS

This report shall not be reproduced, except in full,
without the written consent of Pace Analytical Services, LLC.

Pace Analytical Services, LLC
9800 Kincey Ave. Suite 100
Huntersville, NC 28078
(704)875-9092

ANALYTICAL RESULTS

Project: 2020-L1-2448
Pace Project No.: 92498539

Sample: Field Blank **Lab ID: 92498539002** Collected: 10/01/20 14:00 Received: 10/02/20 13:05 Matrix: Water

Parameters	Results	Units	Report Limit	DF	Prepared	Analyzed	CAS No.	Qual
6200B MSV	Analytical Method: SM 6200B Pace Analytical Services - Charlotte							
1,1-Dichloropropene	ND	ug/L	0.50	1		10/02/20 22:58	563-58-6	
cis-1,3-Dichloropropene	ND	ug/L	0.50	1		10/02/20 22:58	10061-01-5	
trans-1,3-Dichloropropene	ND	ug/L	0.50	1		10/02/20 22:58	10061-02-6	
Diisopropyl ether	ND	ug/L	0.50	1		10/02/20 22:58	108-20-3	
Ethylbenzene	ND	ug/L	0.50	1		10/02/20 22:58	100-41-4	
Hexachloro-1,3-butadiene	ND	ug/L	2.0	1		10/02/20 22:58	87-68-3	
Isopropylbenzene (Cumene)	ND	ug/L	0.50	1		10/02/20 22:58	98-82-8	
Methylene Chloride	ND	ug/L	2.0	1		10/02/20 22:58	75-09-2	
Methyl-tert-butyl ether	ND	ug/L	0.50	1		10/02/20 22:58	1634-04-4	
Naphthalene	ND	ug/L	2.0	1		10/02/20 22:58	91-20-3	
n-Propylbenzene	ND	ug/L	0.50	1		10/02/20 22:58	103-65-1	
Styrene	ND	ug/L	0.50	1		10/02/20 22:58	100-42-5	
1,1,1,2-Tetrachloroethane	ND	ug/L	0.50	1		10/02/20 22:58	630-20-6	
1,1,2,2-Tetrachloroethane	ND	ug/L	0.50	1		10/02/20 22:58	79-34-5	
Tetrachloroethene	ND	ug/L	0.50	1		10/02/20 22:58	127-18-4	
Toluene	ND	ug/L	0.50	1		10/02/20 22:58	108-88-3	
1,2,3-Trichlorobenzene	ND	ug/L	2.0	1		10/02/20 22:58	87-61-6	
1,2,4-Trichlorobenzene	ND	ug/L	2.0	1		10/02/20 22:58	120-82-1	
1,1,1-Trichloroethane	ND	ug/L	0.50	1		10/02/20 22:58	71-55-6	
1,1,2-Trichloroethane	ND	ug/L	0.50	1		10/02/20 22:58	79-00-5	
Trichloroethene	ND	ug/L	0.50	1		10/02/20 22:58	79-01-6	
Trichlorofluoromethane	ND	ug/L	1.0	1		10/02/20 22:58	75-69-4	
1,2,3-Trichloropropane	ND	ug/L	0.50	1		10/02/20 22:58	96-18-4	
1,2,4-Trimethylbenzene	ND	ug/L	0.50	1		10/02/20 22:58	95-63-6	
1,3,5-Trimethylbenzene	ND	ug/L	0.50	1		10/02/20 22:58	108-67-8	
Vinyl chloride	ND	ug/L	1.0	1		10/02/20 22:58	75-01-4	
m&p-Xylene	ND	ug/L	1.0	1		10/02/20 22:58	179601-23-1	
o-Xylene	ND	ug/L	0.50	1		10/02/20 22:58	95-47-6	
Surrogates								
1,2-Dichloroethane-d4 (S)	110	%	70-130	1		10/02/20 22:58	17060-07-0	
4-Bromofluorobenzene (S)	101	%	70-130	1		10/02/20 22:58	460-00-4	
Toluene-d8 (S)	103	%	70-130	1		10/02/20 22:58	2037-26-5	

REPORT OF LABORATORY ANALYSIS

This report shall not be reproduced, except in full,
without the written consent of Pace Analytical Services, LLC.

Pace Analytical Services, LLC
9800 Kincey Ave. Suite 100
Huntersville, NC 28078
(704)875-9092

ANALYTICAL RESULTS

Project: 2020-L1-2448
Pace Project No.: 92498539

Sample: Trip Blank **Lab ID: 92498539003** Collected: 10/01/20 00:00 Received: 10/02/20 13:05 Matrix: Water

Parameters	Results	Units	Report Limit	DF	Prepared	Analyzed	CAS No.	Qual
6200B MSV	Analytical Method: SM 6200B Pace Analytical Services - Charlotte							
Benzene	ND	ug/L	0.50	1		10/02/20 23:16	71-43-2	
Bromobenzene	ND	ug/L	0.50	1		10/02/20 23:16	108-86-1	
Bromochloromethane	ND	ug/L	0.50	1		10/02/20 23:16	74-97-5	
Bromodichloromethane	ND	ug/L	0.50	1		10/02/20 23:16	75-27-4	
Bromoform	ND	ug/L	0.50	1		10/02/20 23:16	75-25-2	
Bromomethane	ND	ug/L	5.0	1		10/02/20 23:16	74-83-9	
n-Butylbenzene	ND	ug/L	0.50	1		10/02/20 23:16	104-51-8	
sec-Butylbenzene	ND	ug/L	0.50	1		10/02/20 23:16	135-98-8	
tert-Butylbenzene	ND	ug/L	0.50	1		10/02/20 23:16	98-06-6	
Carbon tetrachloride	ND	ug/L	0.50	1		10/02/20 23:16	56-23-5	
Chlorobenzene	ND	ug/L	0.50	1		10/02/20 23:16	108-90-7	
Chloroethane	ND	ug/L	1.0	1		10/02/20 23:16	75-00-3	
Chloroform	ND	ug/L	0.50	1		10/02/20 23:16	67-66-3	
Chloromethane	ND	ug/L	1.0	1		10/02/20 23:16	74-87-3	
2-Chlorotoluene	ND	ug/L	0.50	1		10/02/20 23:16	95-49-8	
4-Chlorotoluene	ND	ug/L	0.50	1		10/02/20 23:16	106-43-4	
1,2-Dibromo-3-chloropropane	ND	ug/L	1.0	1		10/02/20 23:16	96-12-8	
Dibromochloromethane	ND	ug/L	0.50	1		10/02/20 23:16	124-48-1	
1,2-Dibromoethane (EDB)	ND	ug/L	0.50	1		10/02/20 23:16	106-93-4	
Dibromomethane	ND	ug/L	0.50	1		10/02/20 23:16	74-95-3	
1,2-Dichlorobenzene	ND	ug/L	0.50	1		10/02/20 23:16	95-50-1	
1,3-Dichlorobenzene	ND	ug/L	0.50	1		10/02/20 23:16	541-73-1	
1,4-Dichlorobenzene	ND	ug/L	0.50	1		10/02/20 23:16	106-46-7	
Dichlorodifluoromethane	ND	ug/L	0.50	1		10/02/20 23:16	75-71-8	
1,1-Dichloroethane	ND	ug/L	0.50	1		10/02/20 23:16	75-34-3	
1,2-Dichloroethane	ND	ug/L	0.50	1		10/02/20 23:16	107-06-2	
1,1-Dichloroethene	ND	ug/L	0.50	1		10/02/20 23:16	75-35-4	
cis-1,2-Dichloroethene	ND	ug/L	0.50	1		10/02/20 23:16	156-59-2	
trans-1,2-Dichloroethene	ND	ug/L	0.50	1		10/02/20 23:16	156-60-5	
1,2-Dichloropropane	ND	ug/L	0.50	1		10/02/20 23:16	78-87-5	
1,3-Dichloropropane	ND	ug/L	0.50	1		10/02/20 23:16	142-28-9	
2,2-Dichloropropane	ND	ug/L	0.50	1		10/02/20 23:16	594-20-7	
1,1-Dichloropropene	ND	ug/L	0.50	1		10/02/20 23:16	563-58-6	
cis-1,3-Dichloropropene	ND	ug/L	0.50	1		10/02/20 23:16	10061-01-5	
trans-1,3-Dichloropropene	ND	ug/L	0.50	1		10/02/20 23:16	10061-02-6	
Diisopropyl ether	ND	ug/L	0.50	1		10/02/20 23:16	108-20-3	
Ethylbenzene	ND	ug/L	0.50	1		10/02/20 23:16	100-41-4	
Hexachloro-1,3-butadiene	ND	ug/L	2.0	1		10/02/20 23:16	87-68-3	
Isopropylbenzene (Cumene)	ND	ug/L	0.50	1		10/02/20 23:16	98-82-8	
Methylene Chloride	ND	ug/L	2.0	1		10/02/20 23:16	75-09-2	
Methyl-tert-butyl ether	ND	ug/L	0.50	1		10/02/20 23:16	1634-04-4	
Naphthalene	ND	ug/L	2.0	1		10/02/20 23:16	91-20-3	
n-Propylbenzene	ND	ug/L	0.50	1		10/02/20 23:16	103-65-1	
Styrene	ND	ug/L	0.50	1		10/02/20 23:16	100-42-5	
1,1,1,2-Tetrachloroethane	ND	ug/L	0.50	1		10/02/20 23:16	630-20-6	
1,1,2,2-Tetrachloroethane	ND	ug/L	0.50	1		10/02/20 23:16	79-34-5	

REPORT OF LABORATORY ANALYSIS

This report shall not be reproduced, except in full,
without the written consent of Pace Analytical Services, LLC.

Pace Analytical Services, LLC
9800 Kincey Ave. Suite 100
Huntersville, NC 28078
(704)875-9092

ANALYTICAL RESULTS

Project: 2020-L1-2448
Pace Project No.: 92498539

Sample: Trip Blank **Lab ID: 92498539003** Collected: 10/01/20 00:00 Received: 10/02/20 13:05 Matrix: Water

Parameters	Results	Units	Report Limit	DF	Prepared	Analyzed	CAS No.	Qual
6200B MSV	Analytical Method: SM 6200B Pace Analytical Services - Charlotte							
Tetrachloroethene	ND	ug/L	0.50	1		10/02/20 23:16	127-18-4	
Toluene	ND	ug/L	0.50	1		10/02/20 23:16	108-88-3	
1,2,3-Trichlorobenzene	ND	ug/L	2.0	1		10/02/20 23:16	87-61-6	
1,2,4-Trichlorobenzene	ND	ug/L	2.0	1		10/02/20 23:16	120-82-1	
1,1,1-Trichloroethane	ND	ug/L	0.50	1		10/02/20 23:16	71-55-6	
1,1,2-Trichloroethane	ND	ug/L	0.50	1		10/02/20 23:16	79-00-5	
Trichloroethene	ND	ug/L	0.50	1		10/02/20 23:16	79-01-6	
Trichlorofluoromethane	ND	ug/L	1.0	1		10/02/20 23:16	75-69-4	
1,2,3-Trichloropropane	ND	ug/L	0.50	1		10/02/20 23:16	96-18-4	
1,2,4-Trimethylbenzene	ND	ug/L	0.50	1		10/02/20 23:16	95-63-6	
1,3,5-Trimethylbenzene	ND	ug/L	0.50	1		10/02/20 23:16	108-67-8	
Vinyl chloride	ND	ug/L	1.0	1		10/02/20 23:16	75-01-4	
m&p-Xylene	ND	ug/L	1.0	1		10/02/20 23:16	179601-23-1	
o-Xylene	ND	ug/L	0.50	1		10/02/20 23:16	95-47-6	
Surrogates								
1,2-Dichloroethane-d4 (S)	108	%	70-130	1		10/02/20 23:16	17060-07-0	
4-Bromofluorobenzene (S)	105	%	70-130	1		10/02/20 23:16	460-00-4	
Toluene-d8 (S)	104	%	70-130	1		10/02/20 23:16	2037-26-5	

REPORT OF LABORATORY ANALYSIS

This report shall not be reproduced, except in full,
without the written consent of Pace Analytical Services, LLC.

Pace Analytical Services, LLC
9800 Kincey Ave. Suite 100
Huntersville, NC 28078
(704)875-9092

QUALITY CONTROL DATA

Project: 2020-L1-2448
Pace Project No.: 92498539

QC Batch: 1554323
QC Batch Method: MADEPV
Analysis Method: MADEP VPH
Analysis Description: MADEPV
Laboratory: Pace National - Mt. Juliet

Associated Lab Samples: 92498539001, 92498539002

METHOD BLANK: R3578902-3 Matrix: Water

Associated Lab Samples: 92498539001, 92498539002

Parameter	Units	Blank Result	Reporting Limit	Analyzed	Qualifiers
Aliphatic (C05-C08)	ug/L	ND	100	10/05/20 17:02	
Aliphatic (C09-C12)	ug/L	ND	100	10/05/20 17:02	
Aromatic (C09-C10),Unadjusted	ug/L	ND	100	10/05/20 17:02	
Total VPH	ug/L	ND	100	10/05/20 17:02	
2,5-Dibromotoluene (FID)	%	86.6	70.0-130	10/05/20 17:02	
2,5-Dibromotoluene (PID)	%	75.8	70.0-130	10/05/20 17:02	

LABORATORY CONTROL SAMPLE & LCSD: R3578902-1 R3578902-2

Parameter	Units	Spike Conc.	LCS Result	LCSD Result	LCS % Rec	LCSD % Rec	% Rec Limits	RPD	Max RPD	Qualifiers
Aliphatic (C05-C08)	ug/L	1200	1380	1340	115	112	70.0-130	2.94	25	
Aliphatic (C09-C12)	ug/L	1400	1650	1650	118	118	70.0-130	0.00	25	
Aromatic (C09-C10),Unadjusted	ug/L	200	221	172	111	86.0	70.0-130	24.9	25	
Total VPH	ug/L	2800	3250	3160	116	113	70.0-130	2.81	25	
2,5-Dibromotoluene (FID)	%				94.1	95.2	70.0-130			
2,5-Dibromotoluene (PID)	%				84.8	83.4	70.0-130			

Results presented on this page are in the units indicated by the "Units" column except where an alternate unit is presented to the right of the result.

REPORT OF LABORATORY ANALYSIS

This report shall not be reproduced, except in full,
without the written consent of Pace Analytical Services, LLC.

Pace Analytical Services, LLC
9800 Kincey Ave. Suite 100
Huntersville, NC 28078
(704)875-9092

QUALITY CONTROL DATA

Project: 2020-L1-2448
Pace Project No.: 92498539

QC Batch: 570703
QC Batch Method: EPA 3010A
Analysis Method: EPA 6010D
Analysis Description: 6010 MET
Laboratory: Pace Analytical Services - Asheville
Associated Lab Samples: 92498539001, 92498539002

METHOD BLANK: 3023374 Matrix: Water
Associated Lab Samples: 92498539001, 92498539002

Parameter	Units	Blank Result	Reporting Limit	Analyzed	Qualifiers
Lead	ug/L	ND	5.0	10/03/20 11:52	

LABORATORY CONTROL SAMPLE: 3023375

Parameter	Units	Spike Conc.	LCS Result	LCS % Rec	% Rec Limits	Qualifiers
Lead	ug/L	500	491	98	80-120	

MATRIX SPIKE & MATRIX SPIKE DUPLICATE: 3023376 3023377

Parameter	Units	92498532001 Result	MS Spike Conc.	MSD Spike Conc.	MS Result	MSD Result	MS % Rec	MSD % Rec	% Rec Limits	RPD	Qual
Lead	ug/L	ND	500	500	507	499	101	99	75-125	2	

Results presented on this page are in the units indicated by the "Units" column except where an alternate unit is presented to the right of the result.

REPORT OF LABORATORY ANALYSIS

This report shall not be reproduced, except in full,
without the written consent of Pace Analytical Services, LLC.

Pace Analytical Services, LLC
9800 Kincey Ave. Suite 100
Huntersville, NC 28078
(704)875-9092

QUALITY CONTROL DATA

Project: 2020-L1-2448
Pace Project No.: 92498539

QC Batch: 570653
QC Batch Method: SM 6200B
Analysis Method: SM 6200B
Analysis Description: 6200B MSV
Laboratory: Pace Analytical Services - Charlotte
Associated Lab Samples: 92498539001, 92498539002, 92498539003

METHOD BLANK: 3023000 Matrix: Water
Associated Lab Samples: 92498539001, 92498539002, 92498539003

Parameter	Units	Blank Result	Reporting Limit	Analyzed	Qualifiers
1,1,1,2-Tetrachloroethane	ug/L	ND	0.50	10/02/20 22:41	
1,1,1-Trichloroethane	ug/L	ND	0.50	10/02/20 22:41	
1,1,2,2-Tetrachloroethane	ug/L	ND	0.50	10/02/20 22:41	
1,1,2-Trichloroethane	ug/L	ND	0.50	10/02/20 22:41	
1,1-Dichloroethane	ug/L	ND	0.50	10/02/20 22:41	
1,1-Dichloroethene	ug/L	ND	0.50	10/02/20 22:41	
1,1-Dichloropropene	ug/L	ND	0.50	10/02/20 22:41	
1,2,3-Trichlorobenzene	ug/L	ND	2.0	10/02/20 22:41	
1,2,3-Trichloropropane	ug/L	ND	0.50	10/02/20 22:41	
1,2,4-Trichlorobenzene	ug/L	ND	2.0	10/02/20 22:41	
1,2,4-Trimethylbenzene	ug/L	ND	0.50	10/02/20 22:41	
1,2-Dibromo-3-chloropropane	ug/L	ND	1.0	10/02/20 22:41	
1,2-Dibromoethane (EDB)	ug/L	ND	0.50	10/02/20 22:41	
1,2-Dichlorobenzene	ug/L	ND	0.50	10/02/20 22:41	
1,2-Dichloroethane	ug/L	ND	0.50	10/02/20 22:41	
1,2-Dichloropropane	ug/L	ND	0.50	10/02/20 22:41	
1,3,5-Trimethylbenzene	ug/L	ND	0.50	10/02/20 22:41	
1,3-Dichlorobenzene	ug/L	ND	0.50	10/02/20 22:41	
1,3-Dichloropropane	ug/L	ND	0.50	10/02/20 22:41	
1,4-Dichlorobenzene	ug/L	ND	0.50	10/02/20 22:41	
2,2-Dichloropropane	ug/L	ND	0.50	10/02/20 22:41	
2-Chlorotoluene	ug/L	ND	0.50	10/02/20 22:41	
4-Chlorotoluene	ug/L	ND	0.50	10/02/20 22:41	
Benzene	ug/L	ND	0.50	10/02/20 22:41	
Bromobenzene	ug/L	ND	0.50	10/02/20 22:41	
Bromochloromethane	ug/L	ND	0.50	10/02/20 22:41	
Bromodichloromethane	ug/L	ND	0.50	10/02/20 22:41	
Bromoform	ug/L	ND	0.50	10/02/20 22:41	
Bromomethane	ug/L	ND	5.0	10/02/20 22:41	
Carbon tetrachloride	ug/L	ND	0.50	10/02/20 22:41	
Chlorobenzene	ug/L	ND	0.50	10/02/20 22:41	
Chloroethane	ug/L	ND	1.0	10/02/20 22:41	
Chloroform	ug/L	ND	0.50	10/02/20 22:41	
Chloromethane	ug/L	ND	1.0	10/02/20 22:41	
cis-1,2-Dichloroethene	ug/L	ND	0.50	10/02/20 22:41	
cis-1,3-Dichloropropene	ug/L	ND	0.50	10/02/20 22:41	
Dibromochloromethane	ug/L	ND	0.50	10/02/20 22:41	
Dibromomethane	ug/L	ND	0.50	10/02/20 22:41	
Dichlorodifluoromethane	ug/L	ND	0.50	10/02/20 22:41	
Diisopropyl ether	ug/L	ND	0.50	10/02/20 22:41	

Results presented on this page are in the units indicated by the "Units" column except where an alternate unit is presented to the right of the result.

REPORT OF LABORATORY ANALYSIS

This report shall not be reproduced, except in full,
without the written consent of Pace Analytical Services, LLC.

Pace Analytical Services, LLC
9800 Kincey Ave. Suite 100
Huntersville, NC 28078
(704)875-9092

QUALITY CONTROL DATA

Project: 2020-L1-2448
Pace Project No.: 92498539

METHOD BLANK: 3023000 Matrix: Water
Associated Lab Samples: 92498539001, 92498539002, 92498539003

Parameter	Units	Blank Result	Reporting Limit	Analyzed	Qualifiers
Ethylbenzene	ug/L	ND	0.50	10/02/20 22:41	
Hexachloro-1,3-butadiene	ug/L	ND	2.0	10/02/20 22:41	
Isopropylbenzene (Cumene)	ug/L	ND	0.50	10/02/20 22:41	
m&p-Xylene	ug/L	ND	1.0	10/02/20 22:41	
Methyl-tert-butyl ether	ug/L	ND	0.50	10/02/20 22:41	
Methylene Chloride	ug/L	ND	2.0	10/02/20 22:41	
n-Butylbenzene	ug/L	ND	0.50	10/02/20 22:41	
n-Propylbenzene	ug/L	ND	0.50	10/02/20 22:41	
Naphthalene	ug/L	ND	2.0	10/02/20 22:41	
o-Xylene	ug/L	ND	0.50	10/02/20 22:41	
sec-Butylbenzene	ug/L	ND	0.50	10/02/20 22:41	
Styrene	ug/L	ND	0.50	10/02/20 22:41	
tert-Butylbenzene	ug/L	ND	0.50	10/02/20 22:41	
Tetrachloroethene	ug/L	ND	0.50	10/02/20 22:41	
Toluene	ug/L	ND	0.50	10/02/20 22:41	
trans-1,2-Dichloroethene	ug/L	ND	0.50	10/02/20 22:41	
trans-1,3-Dichloropropene	ug/L	ND	0.50	10/02/20 22:41	
Trichloroethene	ug/L	ND	0.50	10/02/20 22:41	
Trichlorofluoromethane	ug/L	ND	1.0	10/02/20 22:41	
Vinyl chloride	ug/L	ND	1.0	10/02/20 22:41	
1,2-Dichloroethane-d4 (S)	%	107	70-130	10/02/20 22:41	
4-Bromofluorobenzene (S)	%	101	70-130	10/02/20 22:41	
Toluene-d8 (S)	%	104	70-130	10/02/20 22:41	

LABORATORY CONTROL SAMPLE: 3023001

Parameter	Units	Spike Conc.	LCS Result	LCS % Rec	% Rec Limits	Qualifiers
1,1,1,2-Tetrachloroethane	ug/L	50	48.1	96	60-140	
1,1,1-Trichloroethane	ug/L	50	50.1	100	60-140	
1,1,2,2-Tetrachloroethane	ug/L	50	49.8	100	60-140	
1,1,2-Trichloroethane	ug/L	50	48.9	98	60-140	
1,1-Dichloroethane	ug/L	50	49.0	98	60-140	
1,1-Dichloroethene	ug/L	50	49.2	98	60-140	
1,1-Dichloropropene	ug/L	50	50.5	101	60-140	
1,2,3-Trichlorobenzene	ug/L	50	51.0	102	60-140	
1,2,3-Trichloropropane	ug/L	50	45.5	91	60-140	
1,2,4-Trichlorobenzene	ug/L	50	46.2	92	60-140	
1,2,4-Trimethylbenzene	ug/L	50	42.4	85	60-140	
1,2-Dibromo-3-chloropropane	ug/L	50	51.1	102	60-140	
1,2-Dibromoethane (EDB)	ug/L	50	50.4	101	60-140	
1,2-Dichlorobenzene	ug/L	50	43.7	87	60-140	
1,2-Dichloroethane	ug/L	50	46.7	93	60-140	
1,2-Dichloropropane	ug/L	50	49.0	98	60-140	
1,3,5-Trimethylbenzene	ug/L	50	43.5	87	60-140	

Results presented on this page are in the units indicated by the "Units" column except where an alternate unit is presented to the right of the result.

REPORT OF LABORATORY ANALYSIS

This report shall not be reproduced, except in full,
without the written consent of Pace Analytical Services, LLC.

Pace Analytical Services, LLC
9800 Kincey Ave. Suite 100
Huntersville, NC 28078
(704)875-9092

QUALITY CONTROL DATA

Project: 2020-L1-2448
Pace Project No.: 92498539

LABORATORY CONTROL SAMPLE: 3023001

Parameter	Units	Spike Conc.	LCS Result	LCS % Rec	% Rec Limits	Qualifiers
1,3-Dichlorobenzene	ug/L	50	43.4	87	60-140	
1,3-Dichloropropane	ug/L	50	50.1	100	60-140	
1,4-Dichlorobenzene	ug/L	50	42.9	86	60-140	
2,2-Dichloropropane	ug/L	50	49.3	99	60-140	
2-Chlorotoluene	ug/L	50	41.0	82	60-140	
4-Chlorotoluene	ug/L	50	43.5	87	60-140	
Benzene	ug/L	50	46.6	93	60-140	
Bromobenzene	ug/L	50	44.4	89	60-140	
Bromochloromethane	ug/L	50	50.6	101	60-140	
Bromodichloromethane	ug/L	50	45.0	90	60-140	
Bromoform	ug/L	50	53.8	108	60-140	
Bromomethane	ug/L	50	48.2	96	60-140	
Carbon tetrachloride	ug/L	50	47.9	96	60-140	
Chlorobenzene	ug/L	50	43.7	87	60-140	
Chloroethane	ug/L	50	41.9	84	60-140	
Chloroform	ug/L	50	49.7	99	60-140	
Chloromethane	ug/L	50	40.4	81	60-140	
cis-1,2-Dichloroethene	ug/L	50	48.9	98	60-140	
cis-1,3-Dichloropropene	ug/L	50	52.3	105	60-140	
Dibromochloromethane	ug/L	50	50.1	100	60-140	
Dibromomethane	ug/L	50	50.0	100	60-140	
Dichlorodifluoromethane	ug/L	50	40.9	82	60-140	
Diisopropyl ether	ug/L	50	49.8	100	60-140	
Ethylbenzene	ug/L	50	42.6	85	60-140	
Hexachloro-1,3-butadiene	ug/L	50	43.2	86	60-140	
Isopropylbenzene (Cumene)	ug/L	50	43.6	87	60-140	
m&p-Xylene	ug/L	100	85.2	85	60-140	
Methyl-tert-butyl ether	ug/L	50	52.9	106	60-140	
Methylene Chloride	ug/L	50	48.8	98	60-140	
n-Butylbenzene	ug/L	50	43.5	87	60-140	
n-Propylbenzene	ug/L	50	42.4	85	60-140	
Naphthalene	ug/L	50	50.5	101	60-140	
o-Xylene	ug/L	50	42.5	85	60-140	
sec-Butylbenzene	ug/L	50	43.6	87	60-140	
Styrene	ug/L	50	45.8	92	60-140	
tert-Butylbenzene	ug/L	50	35.9	72	60-140	
Tetrachloroethene	ug/L	50	45.2	90	60-140	
Toluene	ug/L	50	42.7	85	60-140	
trans-1,2-Dichloroethene	ug/L	50	51.0	102	60-140	
trans-1,3-Dichloropropene	ug/L	50	50.9	102	60-140	
Trichloroethene	ug/L	50	48.9	98	60-140	
Trichlorofluoromethane	ug/L	50	41.9	84	60-140	
Vinyl chloride	ug/L	50	42.4	85	60-140	
1,2-Dichloroethane-d4 (S)	%			102	70-130	
4-Bromofluorobenzene (S)	%			99	70-130	
Toluene-d8 (S)	%			98	70-130	

Results presented on this page are in the units indicated by the "Units" column except where an alternate unit is presented to the right of the result.

REPORT OF LABORATORY ANALYSIS

This report shall not be reproduced, except in full,
without the written consent of Pace Analytical Services, LLC.

Pace Analytical Services, LLC
9800 Kincey Ave. Suite 100
Huntersville, NC 28078
(704)875-9092

QUALITY CONTROL DATA

Project: 2020-L1-2448
Pace Project No.: 92498539

MATRIX SPIKE & MATRIX SPIKE DUPLICATE: 3023002 3023003

Parameter	Units	92498534001 Result	MS Spike Conc.	MSD Spike Conc.	MS Result	MSD Result	MS % Rec	MSD % Rec	% Rec Limits	RPD	Qual
1,1,1,2-Tetrachloroethane	ug/L	ND	20	20	22.2	23.0	111	115	60-140	3	
1,1,1-Trichloroethane	ug/L	ND	20	20	23.5	23.5	117	117	60-140	0	
1,1,2,2-Tetrachloroethane	ug/L	ND	20	20	22.0	22.1	110	111	60-140	1	
1,1,2-Trichloroethane	ug/L	ND	20	20	23.0	22.7	115	114	60-140	1	
1,1-Dichloroethane	ug/L	ND	20	20	23.0	23.0	115	115	60-140	0	
1,1-Dichloroethene	ug/L	ND	20	20	23.9	24.1	119	121	60-140	1	
1,1-Dichloropropene	ug/L	ND	20	20	26.1	25.9	131	129	60-140	1	
1,2,3-Trichlorobenzene	ug/L	ND	20	20	23.2	23.0	116	115	60-140	1	
1,2,3-Trichloropropane	ug/L	ND	20	20	22.4	22.7	112	113	60-140	1	
1,2,4-Trichlorobenzene	ug/L	ND	20	20	23.3	24.4	116	122	60-140	5	
1,2,4-Trimethylbenzene	ug/L	ND	20	20	22.6	23.5	113	117	60-140	4	
1,2-Dibromo-3-chloropropane	ug/L	ND	20	20	23.1	23.3	116	117	60-140	1	
1,2-Dibromoethane (EDB)	ug/L	ND	20	20	22.1	22.7	111	113	60-140	2	
1,2-Dichlorobenzene	ug/L	ND	20	20	22.6	22.7	113	114	60-140	1	
1,2-Dichloroethane	ug/L	ND	20	20	19.9	20.3	100	102	60-140	2	
1,2-Dichloropropane	ug/L	ND	20	20	24.7	24.3	124	122	60-140	2	
1,3,5-Trimethylbenzene	ug/L	ND	20	20	23.2	23.1	116	115	60-140	0	
1,3-Dichlorobenzene	ug/L	ND	20	20	23.0	23.1	115	115	60-140	0	
1,3-Dichloropropane	ug/L	ND	20	20	23.9	24.8	119	124	60-140	4	
1,4-Dichlorobenzene	ug/L	ND	20	20	22.7	23.1	113	115	60-140	2	
2,2-Dichloropropane	ug/L	ND	20	20	25.2	25.0	126	125	60-140	1	
2-Chlorotoluene	ug/L	ND	20	20	23.8	24.5	119	123	60-140	3	
4-Chlorotoluene	ug/L	ND	20	20	23.5	23.7	117	118	60-140	1	
Benzene	ug/L	ND	20	20	23.1	22.8	115	114	60-140	1	
Bromobenzene	ug/L	ND	20	20	21.8	23.2	109	116	60-140	6	
Bromochloromethane	ug/L	ND	20	20	22.0	22.4	110	112	60-140	2	
Bromodichloromethane	ug/L	ND	20	20	20.6	20.2	103	101	60-140	2	
Bromoform	ug/L	ND	20	20	16.5	17.7	82	88	60-140	7	
Bromomethane	ug/L	ND	20	20	21.3	23.7	105	117	60-140	11	
Carbon tetrachloride	ug/L	ND	20	20	22.6	21.9	113	110	60-140	3	
Chlorobenzene	ug/L	ND	20	20	23.1	23.2	115	116	60-140	1	
Chloroethane	ug/L	ND	20	20	22.2	23.5	111	118	60-140	6	
Chloroform	ug/L	ND	20	20	22.5	22.5	113	113	60-140	0	
Chloromethane	ug/L	ND	20	20	18.0	18.0	90	90	60-140	0	
cis-1,2-Dichloroethene	ug/L	ND	20	20	21.9	22.2	110	111	60-140	1	
cis-1,3-Dichloropropene	ug/L	ND	20	20	24.2	23.8	121	119	60-140	2	
Dibromochloromethane	ug/L	ND	20	20	23.0	22.5	115	113	60-140	2	
Dibromomethane	ug/L	ND	20	20	23.3	22.4	117	112	60-140	4	
Dichlorodifluoromethane	ug/L	ND	20	20	19.6	19.6	98	98	60-140	0	
Diisopropyl ether	ug/L	ND	20	20	21.1	21.0	106	105	60-140	0	
Ethylbenzene	ug/L	ND	20	20	22.4	22.6	112	113	60-140	1	
Hexachloro-1,3-butadiene	ug/L	ND	20	20	26.3	26.3	131	131	60-140	0	
Isopropylbenzene (Cumene)	ug/L	ND	20	20	23.0	23.0	115	115	60-140	0	
m&p-Xylene	ug/L	ND	40	40	45.3	45.2	113	113	60-140	0	
Methyl-tert-butyl ether	ug/L	ND	20	20	22.5	22.5	113	113	60-140	0	
Methylene Chloride	ug/L	ND	20	20	19.4	19.5	97	98	60-140	0	

Results presented on this page are in the units indicated by the "Units" column except where an alternate unit is presented to the right of the result.

REPORT OF LABORATORY ANALYSIS

This report shall not be reproduced, except in full,
without the written consent of Pace Analytical Services, LLC.

Pace Analytical Services, LLC
9800 Kincey Ave. Suite 100
Huntersville, NC 28078
(704)875-9092

QUALITY CONTROL DATA

Project: 2020-L1-2448
Pace Project No.: 92498539

MATRIX SPIKE & MATRIX SPIKE DUPLICATE: 3023002 3023003

Parameter	Units	92498534001 Result	MS Spike Conc.	MSD Spike Conc.	MS Result	MSD Result	MS % Rec	MSD % Rec	% Rec Limits	RPD	Qual
n-Butylbenzene	ug/L	ND	20	20	23.5	23.7	118	119	60-140	1	
n-Propylbenzene	ug/L	ND	20	20	23.6	23.6	118	118	60-140	0	
Naphthalene	ug/L	ND	20	20	23.4	24.0	117	120	60-140	2	
o-Xylene	ug/L	ND	20	20	23.7	22.7	118	113	60-140	4	
sec-Butylbenzene	ug/L	ND	20	20	23.6	23.9	118	119	60-140	1	
Styrene	ug/L	ND	20	20	21.8	23.1	109	115	60-140	6	
tert-Butylbenzene	ug/L	ND	20	20	20.8	21.0	104	105	60-140	1	
Tetrachloroethene	ug/L	ND	20	20	22.4	22.6	112	113	60-140	1	
Toluene	ug/L	ND	20	20	22.7	22.2	113	111	60-140	2	
trans-1,2-Dichloroethene	ug/L	ND	20	20	23.1	23.2	116	116	60-140	0	
trans-1,3-Dichloropropene	ug/L	ND	20	20	22.4	22.8	112	114	60-140	2	
Trichloroethene	ug/L	ND	20	20	23.9	23.6	119	118	60-140	1	
Trichlorofluoromethane	ug/L	ND	20	20	21.6	22.0	108	110	60-140	2	
Vinyl chloride	ug/L	ND	20	20	20.5	20.7	102	104	60-140	1	
1,2-Dichloroethane-d4 (S)	%						95	99	70-130		
4-Bromofluorobenzene (S)	%						98	99	70-130		
Toluene-d8 (S)	%						98	97	70-130		

Results presented on this page are in the units indicated by the "Units" column except where an alternate unit is presented to the right of the result.

REPORT OF LABORATORY ANALYSIS

This report shall not be reproduced, except in full,
without the written consent of Pace Analytical Services, LLC.

Pace Analytical Services, LLC
9800 Kincey Ave. Suite 100
Huntersville, NC 28078
(704)875-9092

QUALIFIERS

Project: 2020-L1-2448
Pace Project No.: 92498539

DEFINITIONS

DF - Dilution Factor, if reported, represents the factor applied to the reported data due to dilution of the sample aliquot.

ND - Not Detected at or above adjusted reporting limit.

TNTC - Too Numerous To Count

J - Estimated concentration above the adjusted method detection limit and below the adjusted reporting limit.

MDL - Adjusted Method Detection Limit.

PQL - Practical Quantitation Limit.

RL - Reporting Limit - The lowest concentration value that meets project requirements for quantitative data with known precision and bias for a specific analyte in a specific matrix.

S - Surrogate

1,2-Diphenylhydrazine decomposes to and cannot be separated from Azobenzene using Method 8270. The result for each analyte is a combined concentration.

Consistent with EPA guidelines, unrounded data are displayed and have been used to calculate % recovery and RPD values.

LCS(D) - Laboratory Control Sample (Duplicate)

MS(D) - Matrix Spike (Duplicate)

DUP - Sample Duplicate

RPD - Relative Percent Difference

NC - Not Calculable.

SG - Silica Gel - Clean-Up

U - Indicates the compound was analyzed for, but not detected.

Acid preservation may not be appropriate for 2 Chloroethylvinyl ether.

A separate vial preserved to a pH of 4-5 is recommended in SW846 Chapter 4 for the analysis of Acrolein and Acrylonitrile by EPA Method 8260.

N-Nitrosodiphenylamine decomposes and cannot be separated from Diphenylamine using Method 8270. The result reported for each analyte is a combined concentration.

Pace Analytical is TNI accredited. Contact your Pace PM for the current list of accredited analytes.

TNI - The NELAC Institute.

This report shall not be reproduced, except in full,
without the written consent of Pace Analytical Services, LLC.

Pace Analytical Services, LLC
9800 Kincey Ave. Suite 100
Huntersville, NC 28078
(704)875-9092

QUALITY CONTROL DATA CROSS REFERENCE TABLE

Project: 2020-L1-2448
Pace Project No.: 92498539

Lab ID	Sample ID	QC Batch Method	QC Batch	Analytical Method	Analytical Batch
92498539001	**FD-100120**	MADEPV	1554323	MADEP VPH	1554323
92498539002	**Field Blank**	MADEPV	1554323	MADEP VPH	1554323
92498539001	**FD-100120**	EPA 3010A	570703	EPA 6010D	570720
92498539002	**Field Blank**	EPA 3010A	570703	EPA 6010D	570720
92498539001	**FD-100120**	SM 6200B	570653		
92498539002	**Field Blank**	SM 6200B	570653		
92498539003	**Trip Blank**	SM 6200B	570653		

This report shall not be reproduced, except in full,
without the written consent of Pace Analytical Services, LLC.

Pace Analytical®

CHAIN-OF-CUSTODY Analytical Request Document

Chain-of-Custody is a LEGAL DOCUMENT - Complete all relevent fields

LAB USE O... ...ber or

WO# : 92498539

92498539

Container

Company: Apex Companies

Billing Information:

Address:

Report To: Andrew Street

Email To: Andrew Street / Emily Little

Copy To:

Site Collection Info/Address:

Customer Project Name/Number: 2020-L1-2448

State: / County/City: Time Zone Collected: [ ] PT [ ] MT [ ] CT [✓] ET

Phone:
Email:

Site/Facility ID #:

Compliance Monitoring? [ ] Yes [ ] No

Collected By (print): Matthew Fraidi

Purchase Order #:
Quote #:

DW PWS ID #:
DW Location Code:

Collected By (signature):

Turnaround Date Required: ASAP

Immediately Packed on Ice: [✓] Yes [ ] No

Sample Disposal:
[ ] Dispose as appropriate [ ] Return
[ ] Archive: _____
[ ] Hold: _____

Rush: [✓] Same Day [ ] Next Day
[ ] 2 Day [ ] 3 Day [ ] 4 Day [ ] 5 Day
(Expedite Charges Apply)

Field Filtered (if applicable): [ ] Yes [ ] No
Analysis: _____

** Preservative Types: (1) nitric acid, (2) sulfuric acid, (3) hydrochloric acid, (4) sodium hydroxide, (5) zinc acetate, (6) methanol, (7) sodium bisulfate, (8) sodium thiosulfate, (9) hexane, (A) ascorbic acid, (B) ammonium sulfate, (C) ammonium hydroxide, (D) TSP, (U) Unpreserved, (O) Other _____

* Matrix Codes (Insert in Matrix box below): Drinking Water (DW), Ground Water (GW), Wastewater (WW), Product (P), Soil/Solid (SL), Oil (OL), Wipe (WP), Air (AR), Tissue (TS), Bioassay (B), Vapor (V), Other (OT)

Analyses

Lab Profile/Line:

Lab Sample Receipt Checklist:

Custody Seals Present/Intact Y N NA
Custody Signatures Present Y N NA
Collector Signature Present Y N NA
Bottles Intact Y N NA
Correct Bottles Y N NA
Sufficient Volume Y N NA
Samples Received on Ice Y N NA
VOA - Headspace Acceptable Y N NA
USDA Regulated Soils Y N NA
Samples in Holding Time Y N NA
Residual Chlorine Present Y N NA
Cl Strips: _____
Sample pH Acceptable Y N NA
pH Strips: _____
Sulfide Present Y N NA
Lead Acetate Strips: _____

LAB USE ONLY:
Lab Sample # / Comments:

Customer Sample ID	Matrix *	Comp / Grab	Collected (or Composite Start) Date	Collected (or Composite Start) Time	Composite End Date	Composite End Time	Res Cl	# of Ctns	SM6200 B VOCs	Lead	MADEP VPH							Lab Sample # / Comments: 92498539
FD_100120	DW	G	10/01	1220				8	X	X	X							001
Field Blank		G	10/01	1400				8	X	X	X							002
Trip Blank			10/01					2	X									003

Customer Remarks / Special Conditions / Possible Hazards:

Type of Ice Used: Wet Blue Dry None

Packing Material Used:

Radchem sample(s) screened (<500 cpm): Y N NA

SHORT HOLDS PRESENT (<72 hours): Y N N/A

Lab Tracking #: 2528774

Samples received via: FEDEX UPS Client Courier Pace Courier

Lab Sample Temperature Info:
Temp Blank Received: Y N NA
Therm ID#: 327061
Cooler 1 Temp Upon Receipt: 3.0 oC
Cooler 1 Therm Corr. Factor: 0 oC
Cooler 1 Corrected Temp: 3.0 oC
Comments:

Relinquished by/Company: (Signature)	Date/Time:	Received by/Company: (Signature)	Date/Time:
[signature]	1300 10/02/20	[signature]	10-2-20 1305
[signature]	10-2-20 1331	MD Pace HLL 10-2-20	13:31

MTJL LAB USE ONLY
Table #:
Acctnum:
Template:
Prelogin:
PM:
PB:

Trip Blank Received: Y N NA
HCL MeOH TSP Other

Non Conformance(s): YES / NO

Page: _____ of: _____

Pace Analytical Services, LLC
9800 Kincey Ave. Suite 100
Huntersville, NC 28078
(704)875-9092

October 15, 2020

Andrew Street
Apex Companies - NC
5900 Northwoods Business Pkwy
Suite 5900-0
Charlotte, NC 28269

RE: Project: 2020-LI-2448 Incident
Pace Project No.: 92499661

Dear Andrew Street:

Enclosed are the analytical results for sample(s) received by the laboratory on October 08, 2020. The results relate only to the samples included in this report. Results reported herein conform to the applicable TNI/NELAC Standards and the laboratory's Quality Manual, where applicable, unless otherwise noted in the body of the report.

The test results provided in this final report were generated by each of the following laboratories within the Pace Network:

- Pace National - Mt. Juliet
- Pace Analytical Services - Asheville
- Pace Analytical Services - Charlotte

If you have any questions concerning this report, please feel free to contact me.

Sincerely,

Angela M. Baioni

Angela Baioni
angela.baioni@pacelabs.com
(704)875-9092
Project Manager

Enclosures

cc: J Culbreath, Colonial Pipeline Company
Robert Hughes, Colonial Pipeline
Margaret King, APEX Companies, LLC
Emily Little, Apex Companies
Jeff Morrison, Colonial Pipeline Company
Tom Naumann, APEX Companies - NC
Joe Nicolette, Montrose-EPS
Christopher Schultz, Apex Companies
Alex Testoff, Montrose-EPS
Michael Verdon, Colonial Pipeline Company
JM Wyatt, Colonial Pipeline Company

REPORT OF LABORATORY ANALYSIS

This report shall not be reproduced, except in full,
without the written consent of Pace Analytical Services, LLC.

Pace Analytical Services, LLC
9800 Kincey Ave. Suite 100
Huntersville, NC 28078
(704)875-9092

CERTIFICATIONS

Project: 2020-LI-2448 Incident
Pace Project No.: 92499661

Pace Analytical Services National
12065 Lebanon Road, Mt. Juliet, TN 37122
Alabama Certification #: 40660
Alaska Certification 17-026
Arizona Certification #: AZ0612
Arkansas Certification #: 88-0469
California Certification #: 2932
Canada Certification #: 1461.01
Colorado Certification #: TN00003
Connecticut Certification #: PH-0197
DOD Certification: #1461.01
EPA# TN00003
Florida Certification #: E87487
Georgia DW Certification #: 923
Georgia Certification: NELAP
Idaho Certification #: TN00003
Illinois Certification #: 200008
Indiana Certification #: C-TN-01
Iowa Certification #: 364
Kansas Certification #: E-10277
Kentucky UST Certification #: 16
Kentucky Certification #: 90010
Louisiana Certification #: AI30792
Louisiana DW Certification #: LA180010
Maine Certification #: TN0002
Maryland Certification #: 324
Massachusetts Certification #: M-TN003
Michigan Certification #: 9958
Minnesota Certification #: 047-999-395
Mississippi Certification #: TN00003
Missouri Certification #: 340
Montana Certification #: CERT0086
Nebraska Certification #: NE-OS-15-05
Nevada Certification #: TN-03-2002-34
New Hampshire Certification #: 2975
New Jersey Certification #: TN002
New Mexico DW Certification
New York Certification #: 11742
North Carolina Aquatic Toxicity Certification #: 41
North Carolina Drinking Water Certification #: 21704
North Carolina Environmental Certificate #: 375
North Dakota Certification #: R-140
Ohio VAP Certification #: CL0069
Oklahoma Certification #: 9915
Oregon Certification #: TN200002
Pennsylvania Certification #: 68-02979
Rhode Island Certification #: LAO00356
South Carolina Certification #: 84004
South Dakota Certification
Tennessee DW/Chem/Micro Certification #: 2006
Texas Mold Certification #: LAB0152
Texas Certification #: T 104704245-17-14
USDA Soil Permit #: P330-15-00234
Utah Certification #: TN00003
Vermont Dept. of Health: ID# VT-2006
Virginia Certification #: VT2006
Virginia Certification #: 460132
Washington Certification #: C847
West Virginia Certification #: 233
Wisconsin Certification #: 998093910
Wyoming UST Certification #: via A2LA 2926.01
A2LA-ISO 17025 Certification #: 1461.01
A2LA-ISO 17025 Certification #: 1461.02
AIHA-LAP/LLC EMLAP Certification #:100789

Pace Analytical Services Charlotte
9800 Kincey Ave. Ste 100, Huntersville, NC 28078
Louisiana/NELAP Certification # LA170028
North Carolina Drinking Water Certification #: 37706
North Carolina Field Services Certification #: 5342
North Carolina Wastewater Certification #: 12
South Carolina Certification #: 99006001
Florida/NELAP Certification #: E87627
Kentucky UST Certification #: 84
Virginia/VELAP Certification #: 460221

Pace Analytical Services Asheville
2225 Riverside Drive, Asheville, NC 28804
Florida/NELAP Certification #: E87648
Massachusetts Certification #: M-NC030
North Carolina Drinking Water Certification #: 37712
North Carolina Wastewater Certification #: 40
South Carolina Certification #: 99030001
Virginia/VELAP Certification #: 460222

REPORT OF LABORATORY ANALYSIS

This report shall not be reproduced, except in full,
without the written consent of Pace Analytical Services, LLC.

Pace Analytical Services, LLC
9800 Kincey Ave. Suite 100
Huntersville, NC 28078
(704)875-9092

SAMPLE ANALYTE COUNT

Project: 2020-LI-2448 Incident
Pace Project No.: 92499661

Lab ID	Sample ID	Method	Analysts	Analytes Reported	Laboratory
92499661001	**13926B_HC_RD_20201008**	MADEP VPH	JAH	6	PAN
		EPA 6010D	SH1	1	PASI-A
		SM 6200B	SAS	63	PASI-C

PAN = Pace National - Mt. Juliet
PASI-A = Pace Analytical Services - Asheville
PASI-C = Pace Analytical Services - Charlotte

This report shall not be reproduced, except in full,
without the written consent of Pace Analytical Services, LLC.

Pace Analytical Services, LLC
9800 Kincey Ave. Suite 100
Huntersville, NC 28078
(704)875-9092

ANALYTICAL RESULTS

Project: 2020-LI-2448 Incident
Pace Project No.: 92499661

Sample: 13926B_HC_RD_20201008 **Lab ID: 92499661001** Collected: 10/08/20 11:35 Received: 10/08/20 17:54 Matrix: Water

Parameters	Results	Units	Report Limit	DF	Prepared	Analyzed	CAS No.	Qual
MADEPV	Analytical Method: MADEP VPH Preparation Method: MADEPV Pace National - Mt. Juliet							
Aliphatic (C05-C08)	ND	ug/L	100	1	10/13/20 00:31	10/13/20 00:31		
Aliphatic (C09-C12)	ND	ug/L	100	1	10/13/20 00:31	10/13/20 00:31		
Aromatic (C09-C10),Unadjusted	ND	ug/L	100	1	10/13/20 00:31	10/13/20 00:31	TPHC9C10A	
Total VPH	ND	ug/L	100	1	10/13/20 00:31	10/13/20 00:31	VPH	
Surrogates								
2,5-Dibromotoluene (FID)	91.9	%	70.0-130	1	10/13/20 00:31	10/13/20 00:31	615-59-8FID	
2,5-Dibromotoluene (PID)	83.3	%	70.0-130	1	10/13/20 00:31	10/13/20 00:31	615-59-8PID	
6010 MET ICP	Analytical Method: EPA 6010D Preparation Method: EPA 3010A Pace Analytical Services - Asheville							
Lead	ND	ug/L	5.0	1	10/09/20 01:18	10/09/20 08:04	7439-92-1	P8
6200B MSV	Analytical Method: SM 6200B Pace Analytical Services - Charlotte							
Benzene	ND	ug/L	0.50	1		10/09/20 11:44	71-43-2	
Bromobenzene	ND	ug/L	0.50	1		10/09/20 11:44	108-86-1	
Bromochloromethane	ND	ug/L	0.50	1		10/09/20 11:44	74-97-5	
Bromodichloromethane	ND	ug/L	0.50	1		10/09/20 11:44	75-27-4	
Bromoform	ND	ug/L	0.50	1		10/09/20 11:44	75-25-2	
Bromomethane	ND	ug/L	5.0	1		10/09/20 11:44	74-83-9	
n-Butylbenzene	ND	ug/L	0.50	1		10/09/20 11:44	104-51-8	
sec-Butylbenzene	ND	ug/L	0.50	1		10/09/20 11:44	135-98-8	
tert-Butylbenzene	ND	ug/L	0.50	1		10/09/20 11:44	98-06-6	
Carbon tetrachloride	ND	ug/L	0.50	1		10/09/20 11:44	56-23-5	
Chlorobenzene	ND	ug/L	0.50	1		10/09/20 11:44	108-90-7	
Chloroethane	ND	ug/L	1.0	1		10/09/20 11:44	75-00-3	
Chloroform	**9.3**	ug/L	0.50	1		10/09/20 11:44	67-66-3	
Chloromethane	ND	ug/L	1.0	1		10/09/20 11:44	74-87-3	
2-Chlorotoluene	ND	ug/L	0.50	1		10/09/20 11:44	95-49-8	
4-Chlorotoluene	ND	ug/L	0.50	1		10/09/20 11:44	106-43-4	
1,2-Dibromo-3-chloropropane	ND	ug/L	1.0	1		10/09/20 11:44	96-12-8	
Dibromochloromethane	ND	ug/L	0.50	1		10/09/20 11:44	124-48-1	
1,2-Dibromoethane (EDB)	ND	ug/L	0.50	1		10/09/20 11:44	106-93-4	
Dibromomethane	ND	ug/L	0.50	1		10/09/20 11:44	74-95-3	
1,2-Dichlorobenzene	ND	ug/L	0.50	1		10/09/20 11:44	95-50-1	
1,3-Dichlorobenzene	ND	ug/L	0.50	1		10/09/20 11:44	541-73-1	
1,4-Dichlorobenzene	ND	ug/L	0.50	1		10/09/20 11:44	106-46-7	
Dichlorodifluoromethane	ND	ug/L	0.50	1		10/09/20 11:44	75-71-8	
1,1-Dichloroethane	ND	ug/L	0.50	1		10/09/20 11:44	75-34-3	
1,2-Dichloroethane	ND	ug/L	0.50	1		10/09/20 11:44	107-06-2	
1,1-Dichloroethene	ND	ug/L	0.50	1		10/09/20 11:44	75-35-4	
cis-1,2-Dichloroethene	ND	ug/L	0.50	1		10/09/20 11:44	156-59-2	
trans-1,2-Dichloroethene	ND	ug/L	0.50	1		10/09/20 11:44	156-60-5	
1,2-Dichloropropane	ND	ug/L	0.50	1		10/09/20 11:44	78-87-5	
1,3-Dichloropropane	ND	ug/L	0.50	1		10/09/20 11:44	142-28-9	
2,2-Dichloropropane	ND	ug/L	0.50	1		10/09/20 11:44	594-20-7	

REPORT OF LABORATORY ANALYSIS

This report shall not be reproduced, except in full,
without the written consent of Pace Analytical Services, LLC.

Pace Analytical Services, LLC
9800 Kincey Ave. Suite 100
Huntersville, NC 28078
(704)875-9092

ANALYTICAL RESULTS

Project: 2020-LI-2448 Incident
Pace Project No.: 92499661

Sample: 13926B_HC_RD_20201008 **Lab ID: 92499661001** Collected: 10/08/20 11:35 Received: 10/08/20 17:54 Matrix: Water

Parameters	Results	Units	Report Limit	DF	Prepared	Analyzed	CAS No.	Qual
6200B MSV	Analytical Method: SM 6200B Pace Analytical Services - Charlotte							
1,1-Dichloropropene	ND	ug/L	0.50	1		10/09/20 11:44	563-58-6	
cis-1,3-Dichloropropene	ND	ug/L	0.50	1		10/09/20 11:44	10061-01-5	
trans-1,3-Dichloropropene	ND	ug/L	0.50	1		10/09/20 11:44	10061-02-6	
Diisopropyl ether	ND	ug/L	0.50	1		10/09/20 11:44	108-20-3	
Ethylbenzene	ND	ug/L	0.50	1		10/09/20 11:44	100-41-4	
Hexachloro-1,3-butadiene	ND	ug/L	2.0	1		10/09/20 11:44	87-68-3	
Isopropylbenzene (Cumene)	ND	ug/L	0.50	1		10/09/20 11:44	98-82-8	
Methylene Chloride	ND	ug/L	2.0	1		10/09/20 11:44	75-09-2	
Methyl-tert-butyl ether	ND	ug/L	0.50	1		10/09/20 11:44	1634-04-4	
Naphthalene	ND	ug/L	2.0	1		10/09/20 11:44	91-20-3	
n-Propylbenzene	ND	ug/L	0.50	1		10/09/20 11:44	103-65-1	
Styrene	ND	ug/L	0.50	1		10/09/20 11:44	100-42-5	
1,1,1,2-Tetrachloroethane	ND	ug/L	0.50	1		10/09/20 11:44	630-20-6	
1,1,2,2-Tetrachloroethane	ND	ug/L	0.50	1		10/09/20 11:44	79-34-5	
Tetrachloroethene	ND	ug/L	0.50	1		10/09/20 11:44	127-18-4	
Toluene	ND	ug/L	0.50	1		10/09/20 11:44	108-88-3	
1,2,3-Trichlorobenzene	ND	ug/L	2.0	1		10/09/20 11:44	87-61-6	
1,2,4-Trichlorobenzene	ND	ug/L	2.0	1		10/09/20 11:44	120-82-1	
1,1,1-Trichloroethane	ND	ug/L	0.50	1		10/09/20 11:44	71-55-6	
1,1,2-Trichloroethane	ND	ug/L	0.50	1		10/09/20 11:44	79-00-5	
Trichloroethene	ND	ug/L	0.50	1		10/09/20 11:44	79-01-6	
Trichlorofluoromethane	ND	ug/L	1.0	1		10/09/20 11:44	75-69-4	
1,2,3-Trichloropropane	ND	ug/L	0.50	1		10/09/20 11:44	96-18-4	
1,2,4-Trimethylbenzene	ND	ug/L	0.50	1		10/09/20 11:44	95-63-6	
1,3,5-Trimethylbenzene	ND	ug/L	0.50	1		10/09/20 11:44	108-67-8	
Vinyl chloride	ND	ug/L	1.0	1		10/09/20 11:44	75-01-4	
m&p-Xylene	ND	ug/L	1.0	1		10/09/20 11:44	179601-23-1	
o-Xylene	ND	ug/L	0.50	1		10/09/20 11:44	95-47-6	
Surrogates								
1,2-Dichloroethane-d4 (S)	84	%	70-130	1		10/09/20 11:44	17060-07-0	
4-Bromofluorobenzene (S)	96	%	70-130	1		10/09/20 11:44	460-00-4	
Toluene-d8 (S)	93	%	70-130	1		10/09/20 11:44	2037-26-5	

REPORT OF LABORATORY ANALYSIS

This report shall not be reproduced, except in full,
without the written consent of Pace Analytical Services, LLC.

Pace Analytical Services, LLC
9800 Kincey Ave. Suite 100
Huntersville, NC 28078
(704)875-9092

QUALITY CONTROL DATA

Project: 2020-LI-2448 Incident
Pace Project No.: 92499661

QC Batch: 1557958
QC Batch Method: MADEPV
Analysis Method: MADEP VPH
Analysis Description: MADEPV
Laboratory: Pace National - Mt. Juliet

Associated Lab Samples: 92499661001

METHOD BLANK: R3581724-3 Matrix: Water
Associated Lab Samples: 92499661001

Parameter	Units	Blank Result	Reporting Limit	Analyzed	Qualifiers
Aliphatic (C05-C08)	ug/L	ND	100	10/12/20 13:32	
Aliphatic (C09-C12)	ug/L	ND	100	10/12/20 13:32	
Aromatic (C09-C10),Unadjusted	ug/L	ND	100	10/12/20 13:32	
Total VPH	ug/L	ND	100	10/12/20 13:32	
2,5-Dibromotoluene (FID)	%	87.3	70.0-130	10/12/20 13:32	
2,5-Dibromotoluene (PID)	%	79.7	70.0-130	10/12/20 13:32	

LABORATORY CONTROL SAMPLE & LCSD: R3581724-1 R3581724-2

Parameter	Units	Spike Conc.	LCS Result	LCSD Result	LCS % Rec	LCSD % Rec	% Rec Limits	RPD	Max RPD	Qualifiers
Aliphatic (C05-C08)	ug/L	1200	1180	1190	98.3	99.2	70.0-130	0.844	25	
Aliphatic (C09-C12)	ug/L	1400	1490	1450	106	104	70.0-130	2.72	25	
Aromatic (C09-C10),Unadjusted	ug/L	200	190	229	95.0	115	70.0-130	18.6	25	
Total VPH	ug/L	2800	2860	2870	102	103	70.0-130	0.349	25	
2,5-Dibromotoluene (FID)	%				97.1	97.4	70.0-130			
2,5-Dibromotoluene (PID)	%				87.6	87.2	70.0-130			

Results presented on this page are in the units indicated by the "Units" column except where an alternate unit is presented to the right of the result.

REPORT OF LABORATORY ANALYSIS

This report shall not be reproduced, except in full,
without the written consent of Pace Analytical Services, LLC.

Pace Analytical Services, LLC
9800 Kincey Ave. Suite 100
Huntersville, NC 28078
(704)875-9092

QUALITY CONTROL DATA

Project: 2020-LI-2448 Incident
Pace Project No.: 92499661

QC Batch: 572009
QC Batch Method: EPA 3010A
Analysis Method: EPA 6010D
Analysis Description: 6010 MET
Laboratory: Pace Analytical Services - Asheville
Associated Lab Samples: 92499661001

METHOD BLANK: 3029866 Matrix: Water
Associated Lab Samples: 92499661001

Parameter	Units	Blank Result	Reporting Limit	Analyzed	Qualifiers
Lead	ug/L	5.4	5.0	10/09/20 07:58	P8

LABORATORY CONTROL SAMPLE: 3029867

Parameter	Units	Spike Conc.	LCS Result	LCS % Rec	% Rec Limits	Qualifiers
Lead	ug/L	500	459	92	80-120	

MATRIX SPIKE & MATRIX SPIKE DUPLICATE: 3029868 3029869

Parameter	Units	92499661001 Result	MS Spike Conc.	MSD Spike Conc.	MS Result	MSD Result	MS % Rec	MSD % Rec	% Rec Limits	RPD	Qual
Lead	ug/L	ND	500	500	490	503	98	101	75-125	3	

Results presented on this page are in the units indicated by the "Units" column except where an alternate unit is presented to the right of the result.

REPORT OF LABORATORY ANALYSIS

This report shall not be reproduced, except in full,
without the written consent of Pace Analytical Services, LLC.

Pace Analytical Services, LLC
9800 Kincey Ave. Suite 100
Huntersville, NC 28078
(704)875-9092

QUALITY CONTROL DATA

Project: 2020-LI-2448 Incident
Pace Project No.: 92499661

QC Batch: 572111
QC Batch Method: SM 6200B
Analysis Method: SM 6200B
Analysis Description: 6200B MSV
Laboratory: Pace Analytical Services - Charlotte

Associated Lab Samples: 92499661001

METHOD BLANK: 3030108 Matrix: Water
Associated Lab Samples: 92499661001

Parameter	Units	Blank Result	Reporting Limit	Analyzed	Qualifiers
1,1,1,2-Tetrachloroethane	ug/L	ND	0.50	10/09/20 10:15	
1,1,1-Trichloroethane	ug/L	ND	0.50	10/09/20 10:15	
1,1,2,2-Tetrachloroethane	ug/L	ND	0.50	10/09/20 10:15	
1,1,2-Trichloroethane	ug/L	ND	0.50	10/09/20 10:15	
1,1-Dichloroethane	ug/L	ND	0.50	10/09/20 10:15	
1,1-Dichloroethene	ug/L	ND	0.50	10/09/20 10:15	
1,1-Dichloropropene	ug/L	ND	0.50	10/09/20 10:15	
1,2,3-Trichlorobenzene	ug/L	ND	2.0	10/09/20 10:15	
1,2,3-Trichloropropane	ug/L	ND	0.50	10/09/20 10:15	
1,2,4-Trichlorobenzene	ug/L	ND	2.0	10/09/20 10:15	
1,2,4-Trimethylbenzene	ug/L	ND	0.50	10/09/20 10:15	
1,2-Dibromo-3-chloropropane	ug/L	ND	1.0	10/09/20 10:15	
1,2-Dibromoethane (EDB)	ug/L	ND	0.50	10/09/20 10:15	
1,2-Dichlorobenzene	ug/L	ND	0.50	10/09/20 10:15	
1,2-Dichloroethane	ug/L	ND	0.50	10/09/20 10:15	
1,2-Dichloropropane	ug/L	ND	0.50	10/09/20 10:15	
1,3,5-Trimethylbenzene	ug/L	ND	0.50	10/09/20 10:15	
1,3-Dichlorobenzene	ug/L	ND	0.50	10/09/20 10:15	
1,3-Dichloropropane	ug/L	ND	0.50	10/09/20 10:15	
1,4-Dichlorobenzene	ug/L	ND	0.50	10/09/20 10:15	
2,2-Dichloropropane	ug/L	ND	0.50	10/09/20 10:15	
2-Chlorotoluene	ug/L	ND	0.50	10/09/20 10:15	
4-Chlorotoluene	ug/L	ND	0.50	10/09/20 10:15	
Benzene	ug/L	ND	0.50	10/09/20 10:15	
Bromobenzene	ug/L	ND	0.50	10/09/20 10:15	
Bromochloromethane	ug/L	ND	0.50	10/09/20 10:15	
Bromodichloromethane	ug/L	ND	0.50	10/09/20 10:15	
Bromoform	ug/L	ND	0.50	10/09/20 10:15	
Bromomethane	ug/L	ND	5.0	10/09/20 10:15	
Carbon tetrachloride	ug/L	ND	0.50	10/09/20 10:15	
Chlorobenzene	ug/L	ND	0.50	10/09/20 10:15	
Chloroethane	ug/L	ND	1.0	10/09/20 10:15	
Chloroform	ug/L	ND	0.50	10/09/20 10:15	
Chloromethane	ug/L	ND	1.0	10/09/20 10:15	
cis-1,2-Dichloroethene	ug/L	ND	0.50	10/09/20 10:15	
cis-1,3-Dichloropropene	ug/L	ND	0.50	10/09/20 10:15	
Dibromochloromethane	ug/L	ND	0.50	10/09/20 10:15	
Dibromomethane	ug/L	ND	0.50	10/09/20 10:15	
Dichlorodifluoromethane	ug/L	ND	0.50	10/09/20 10:15	
Diisopropyl ether	ug/L	ND	0.50	10/09/20 10:15	

Results presented on this page are in the units indicated by the "Units" column except where an alternate unit is presented to the right of the result.

REPORT OF LABORATORY ANALYSIS

This report shall not be reproduced, except in full,
without the written consent of Pace Analytical Services, LLC.

Pace Analytical Services, LLC
9800 Kincey Ave. Suite 100
Huntersville, NC 28078
(704)875-9092

QUALITY CONTROL DATA

Project: 2020-LI-2448 Incident
Pace Project No.: 92499661

METHOD BLANK: 3030108 Matrix: Water
Associated Lab Samples: 92499661001

Parameter	Units	Blank Result	Reporting Limit	Analyzed	Qualifiers
Ethylbenzene	ug/L	ND	0.50	10/09/20 10:15	
Hexachloro-1,3-butadiene	ug/L	ND	2.0	10/09/20 10:15	
Isopropylbenzene (Cumene)	ug/L	ND	0.50	10/09/20 10:15	
m&p-Xylene	ug/L	ND	1.0	10/09/20 10:15	
Methyl-tert-butyl ether	ug/L	ND	0.50	10/09/20 10:15	
Methylene Chloride	ug/L	ND	2.0	10/09/20 10:15	
n-Butylbenzene	ug/L	ND	0.50	10/09/20 10:15	
n-Propylbenzene	ug/L	ND	0.50	10/09/20 10:15	
Naphthalene	ug/L	ND	2.0	10/09/20 10:15	
o-Xylene	ug/L	ND	0.50	10/09/20 10:15	
sec-Butylbenzene	ug/L	ND	0.50	10/09/20 10:15	
Styrene	ug/L	ND	0.50	10/09/20 10:15	
tert-Butylbenzene	ug/L	ND	0.50	10/09/20 10:15	
Tetrachloroethene	ug/L	ND	0.50	10/09/20 10:15	
Toluene	ug/L	ND	0.50	10/09/20 10:15	
trans-1,2-Dichloroethene	ug/L	ND	0.50	10/09/20 10:15	
trans-1,3-Dichloropropene	ug/L	ND	0.50	10/09/20 10:15	
Trichloroethene	ug/L	ND	0.50	10/09/20 10:15	
Trichlorofluoromethane	ug/L	ND	1.0	10/09/20 10:15	
Vinyl chloride	ug/L	ND	1.0	10/09/20 10:15	
1,2-Dichloroethane-d4 (S)	%	86	70-130	10/09/20 10:15	
4-Bromofluorobenzene (S)	%	97	70-130	10/09/20 10:15	
Toluene-d8 (S)	%	96	70-130	10/09/20 10:15	

LABORATORY CONTROL SAMPLE: 3030109

Parameter	Units	Spike Conc.	LCS Result	LCS % Rec	% Rec Limits	Qualifiers
1,1,1,2-Tetrachloroethane	ug/L	50	50.7	101	60-140	
1,1,1-Trichloroethane	ug/L	50	43.1	86	60-140	
1,1,2,2-Tetrachloroethane	ug/L	50	50.7	101	60-140	
1,1,2-Trichloroethane	ug/L	50	45.5	91	60-140	
1,1-Dichloroethane	ug/L	50	41.1	82	60-140	
1,1-Dichloroethene	ug/L	50	42.6	85	60-140	
1,1-Dichloropropene	ug/L	50	43.0	86	60-140	
1,2,3-Trichlorobenzene	ug/L	50	51.5	103	60-140	
1,2,3-Trichloropropane	ug/L	50	52.0	104	60-140	
1,2,4-Trichlorobenzene	ug/L	50	52.3	105	60-140	
1,2,4-Trimethylbenzene	ug/L	50	47.5	95	60-140	
1,2-Dibromo-3-chloropropane	ug/L	50	52.2	104	60-140	
1,2-Dibromoethane (EDB)	ug/L	50	50.2	100	60-140	
1,2-Dichlorobenzene	ug/L	50	50.4	101	60-140	
1,2-Dichloroethane	ug/L	50	39.6	79	60-140	
1,2-Dichloropropane	ug/L	50	46.4	93	60-140	
1,3,5-Trimethylbenzene	ug/L	50	48.3	97	60-140	

Results presented on this page are in the units indicated by the "Units" column except where an alternate unit is presented to the right of the result.

REPORT OF LABORATORY ANALYSIS

This report shall not be reproduced, except in full,
without the written consent of Pace Analytical Services, LLC.

Pace Analytical Services, LLC
9800 Kincey Ave. Suite 100
Huntersville, NC 28078
(704)875-9092

QUALITY CONTROL DATA

Project: 2020-LI-2448 Incident
Pace Project No.: 92499661

LABORATORY CONTROL SAMPLE: 3030109

Parameter	Units	Spike Conc.	LCS Result	LCS % Rec	% Rec Limits	Qualifiers
1,3-Dichlorobenzene	ug/L	50	48.8	98	60-140	
1,3-Dichloropropane	ug/L	50	49.7	99	60-140	
1,4-Dichlorobenzene	ug/L	50	49.4	99	60-140	
2,2-Dichloropropane	ug/L	50	44.9	90	60-140	
2-Chlorotoluene	ug/L	50	50.8	102	60-140	
4-Chlorotoluene	ug/L	50	48.6	97	60-140	
Benzene	ug/L	50	46.6	93	60-140	
Bromobenzene	ug/L	50	47.6	95	60-140	
Bromochloromethane	ug/L	50	41.8	84	60-140	
Bromodichloromethane	ug/L	50	44.5	89	60-140	
Bromoform	ug/L	50	47.6	95	60-140	
Bromomethane	ug/L	50	34.4	69	60-140	
Carbon tetrachloride	ug/L	50	46.0	92	60-140	
Chlorobenzene	ug/L	50	50.0	100	60-140	
Chloroethane	ug/L	50	30.1	60	60-140	
Chloroform	ug/L	50	44.3	89	60-140	
Chloromethane	ug/L	50	31.9	64	60-140	
cis-1,2-Dichloroethene	ug/L	50	39.1	78	60-140	
cis-1,3-Dichloropropene	ug/L	50	48.3	97	60-140	
Dibromochloromethane	ug/L	50	50.1	100	60-140	
Dibromomethane	ug/L	50	46.3	93	60-140	
Dichlorodifluoromethane	ug/L	50	32.6	65	60-140	
Diisopropyl ether	ug/L	50	37.2	74	60-140	
Ethylbenzene	ug/L	50	49.2	98	60-140	
Hexachloro-1,3-butadiene	ug/L	50	52.6	105	60-140	
Isopropylbenzene (Cumene)	ug/L	50	50.6	101	60-140	
m&p-Xylene	ug/L	100	101	101	60-140	
Methyl-tert-butyl ether	ug/L	50	39.6	79	60-140	
Methylene Chloride	ug/L	50	38.4	77	60-140	
n-Butylbenzene	ug/L	50	51.2	102	60-140	
n-Propylbenzene	ug/L	50	48.6	97	60-140	
Naphthalene	ug/L	50	52.7	105	60-140	
o-Xylene	ug/L	50	49.4	99	60-140	
sec-Butylbenzene	ug/L	50	48.9	98	60-140	
Styrene	ug/L	50	51.2	102	60-140	
tert-Butylbenzene	ug/L	50	41.9	84	60-140	
Tetrachloroethene	ug/L	50	46.1	92	60-140	
Toluene	ug/L	50	45.9	92	60-140	
trans-1,2-Dichloroethene	ug/L	50	41.0	82	60-140	
trans-1,3-Dichloropropene	ug/L	50	47.6	95	60-140	
Trichloroethene	ug/L	50	46.6	93	60-140	
Trichlorofluoromethane	ug/L	50	34.0	68	60-140	
Vinyl chloride	ug/L	50	35.8	72	60-140	
1,2-Dichloroethane-d4 (S)	%			86	70-130	
4-Bromofluorobenzene (S)	%			103	70-130	
Toluene-d8 (S)	%			97	70-130	

Results presented on this page are in the units indicated by the "Units" column except where an alternate unit is presented to the right of the result.

REPORT OF LABORATORY ANALYSIS

This report shall not be reproduced, except in full,
without the written consent of Pace Analytical Services, LLC.

Pace Analytical Services, LLC
9800 Kincey Ave. Suite 100
Huntersville, NC 28078
(704)875-9092

QUALITY CONTROL DATA

Project: 2020-LI-2448 Incident
Pace Project No.: 92499661

MATRIX SPIKE & MATRIX SPIKE DUPLICATE: 3030110 3030111

Parameter	Units	92499587017 Result	MS Spike Conc.	MSD Spike Conc.	MS Result	MSD Result	MS % Rec	MSD % Rec	% Rec Limits	RPD	Qual
1,1,1,2-Tetrachloroethane	ug/L	ND	20	20	21.0	21.0	105	105	60-140	0	
1,1,1-Trichloroethane	ug/L	ND	20	20	18.8	18.8	94	94	60-140	0	
1,1,2,2-Tetrachloroethane	ug/L	ND	20	20	19.8	20.4	99	102	60-140	3	
1,1,2-Trichloroethane	ug/L	ND	20	20	14.8	18.2	74	91	60-140	21	
1,1-Dichloroethane	ug/L	ND	20	20	18.4	18.3	92	91	60-140	1	
1,1-Dichloroethene	ug/L	ND	20	20	20.5	20.9	102	104	60-140	2	
1,1-Dichloropropene	ug/L	ND	20	20	18.7	18.3	94	92	60-140	2	
1,2,3-Trichlorobenzene	ug/L	ND	20	20	18.4	19.8	92	99	60-140	7	
1,2,3-Trichloropropane	ug/L	ND	20	20	19.4	20.7	97	104	60-140	7	
1,2,4-Trichlorobenzene	ug/L	ND	20	20	18.9	20.2	94	101	60-140	7	
1,2,4-Trimethylbenzene	ug/L	ND	20	20	19.5	20.6	98	103	60-140	5	
1,2-Dibromo-3-chloropropane	ug/L	ND	20	20	19.6	20.1	98	100	60-140	2	
1,2-Dibromoethane (EDB)	ug/L	ND	20	20	21.0	21.0	105	105	60-140	0	
1,2-Dichlorobenzene	ug/L	ND	20	20	19.6	20.6	98	103	60-140	5	
1,2-Dichloroethane	ug/L	ND	20	20	16.9	17.0	85	85	60-140	1	
1,2-Dichloropropane	ug/L	ND	20	20	19.4	19.6	97	98	60-140	1	
1,3,5-Trimethylbenzene	ug/L	ND	20	20	20.2	21.4	101	107	60-140	6	
1,3-Dichlorobenzene	ug/L	ND	20	20	19.5	20.3	97	101	60-140	4	
1,3-Dichloropropane	ug/L	ND	20	20	21.1	21.4	105	107	60-140	2	
1,4-Dichlorobenzene	ug/L	ND	20	20	19.5	20.8	98	104	60-140	6	
2,2-Dichloropropane	ug/L	ND	20	20	19.2	19.1	96	95	60-140	1	
2-Chlorotoluene	ug/L	ND	20	20	21.4	22.2	107	111	60-140	4	
4-Chlorotoluene	ug/L	ND	20	20	19.7	20.7	98	104	60-140	5	
Benzene	ug/L	ND	20	20	19.7	19.9	99	99	60-140	1	
Bromobenzene	ug/L	ND	20	20	20.6	21.2	103	106	60-140	3	
Bromochloromethane	ug/L	ND	20	20	17.5	17.6	87	88	60-140	1	
Bromodichloromethane	ug/L	4.1	20	20	22.3	22.9	91	94	60-140	3	
Bromoform	ug/L	ND	20	20	18.5	17.7	93	88	60-140	5	
Bromomethane	ug/L	ND	20	20	11.8	15.4	59	77	60-140	26	M1
Carbon tetrachloride	ug/L	ND	20	20	20.2	19.8	101	99	60-140	2	
Chlorobenzene	ug/L	ND	20	20	21.3	21.2	106	106	60-140	1	
Chloroethane	ug/L	ND	20	20	19.1	18.4	96	92	60-140	4	
Chloroform	ug/L	15.2	20	20	33.9	34.5	94	96	60-140	2	
Chloromethane	ug/L	ND	20	20	13.8	13.3	69	66	60-140	4	
cis-1,2-Dichloroethene	ug/L	ND	20	20	17.2	17.2	86	86	60-140	0	
cis-1,3-Dichloropropene	ug/L	ND	20	20	18.8	19.5	94	98	60-140	4	
Dibromochloromethane	ug/L	1.3	20	20	22.4	22.4	106	105	60-140	0	
Dibromomethane	ug/L	ND	20	20	19.2	19.4	96	97	60-140	1	
Dichlorodifluoromethane	ug/L	ND	20	20	14.0	13.6	70	68	60-140	2	
Diisopropyl ether	ug/L	ND	20	20	16.4	16.2	82	81	60-140	1	
Ethylbenzene	ug/L	ND	20	20	20.7	20.9	104	105	60-140	1	
Hexachloro-1,3-butadiene	ug/L	ND	20	20	21.3	21.6	107	108	60-140	2	
Isopropylbenzene (Cumene)	ug/L	ND	20	20	21.1	21.3	106	107	60-140	1	
m&p-Xylene	ug/L	ND	40	40	42.7	42.7	107	107	60-140	0	
Methyl-tert-butyl ether	ug/L	ND	20	20	16.7	16.8	83	84	60-140	1	
Methylene Chloride	ug/L	ND	20	20	17.3	17.8	86	89	60-140	3	

Results presented on this page are in the units indicated by the "Units" column except where an alternate unit is presented to the right of the result.

REPORT OF LABORATORY ANALYSIS

This report shall not be reproduced, except in full,
without the written consent of Pace Analytical Services, LLC.

Pace Analytical Services, LLC
9800 Kincey Ave. Suite 100
Huntersville, NC 28078
(704)875-9092

QUALITY CONTROL DATA

Project: 2020-LI-2448 Incident
Pace Project No.: 92499661

MATRIX SPIKE & MATRIX SPIKE DUPLICATE: 3030110 3030111

Parameter	Units	92499587017 Result	MS Spike Conc.	MSD Spike Conc.	MS Result	MSD Result	MS % Rec	MSD % Rec	% Rec Limits	RPD	Qual
n-Butylbenzene	ug/L	ND	20	20	19.6	20.9	98	105	60-140	7	
n-Propylbenzene	ug/L	ND	20	20	20.2	21.7	101	109	60-140	7	
Naphthalene	ug/L	ND	20	20	17.6	19.4	88	97	60-140	10	
o-Xylene	ug/L	ND	20	20	21.1	21.1	105	105	60-140	0	
sec-Butylbenzene	ug/L	ND	20	20	20.2	21.7	101	109	60-140	7	
Styrene	ug/L	ND	20	20	20.2	20.4	101	102	60-140	1	
tert-Butylbenzene	ug/L	ND	20	20	17.9	18.9	90	95	60-140	5	
Tetrachloroethene	ug/L	ND	20	20	21.6	19.9	108	100	60-140	8	
Toluene	ug/L	ND	20	20	18.7	19.4	92	95	60-140	4	
trans-1,2-Dichloroethene	ug/L	ND	20	20	18.7	18.8	94	94	60-140	0	
trans-1,3-Dichloropropene	ug/L	ND	20	20	14.5	18.9	73	94	60-140	26	
Trichloroethene	ug/L	ND	20	20	19.9	20.3	100	101	60-140	2	
Trichlorofluoromethane	ug/L	ND	20	20	17.4	17.5	87	88	60-140	1	
Vinyl chloride	ug/L	ND	20	20	16.3	15.9	81	79	60-140	2	
1,2-Dichloroethane-d4 (S)	%						89	97	70-130		
4-Bromofluorobenzene (S)	%						97	98	70-130		
Toluene-d8 (S)	%						91	95	70-130		

Results presented on this page are in the units indicated by the "Units" column except where an alternate unit is presented to the right of the result.

REPORT OF LABORATORY ANALYSIS

This report shall not be reproduced, except in full,
without the written consent of Pace Analytical Services, LLC.

Pace Analytical Services, LLC
9800 Kincey Ave. Suite 100
Huntersville, NC 28078
(704)875-9092

QUALIFIERS

Project: 2020-LI-2448 Incident
Pace Project No.: 92499661

DEFINITIONS

DF - Dilution Factor, if reported, represents the factor applied to the reported data due to dilution of the sample aliquot.

ND - Not Detected at or above adjusted reporting limit.

TNTC - Too Numerous To Count

J - Estimated concentration above the adjusted method detection limit and below the adjusted reporting limit.

MDL - Adjusted Method Detection Limit.

PQL - Practical Quantitation Limit.

RL - Reporting Limit - The lowest concentration value that meets project requirements for quantitative data with known precision and bias for a specific analyte in a specific matrix.

S - Surrogate

1,2-Diphenylhydrazine decomposes to and cannot be separated from Azobenzene using Method 8270. The result for each analyte is a combined concentration.

Consistent with EPA guidelines, unrounded data are displayed and have been used to calculate % recovery and RPD values.

LCS(D) - Laboratory Control Sample (Duplicate)

MS(D) - Matrix Spike (Duplicate)

DUP - Sample Duplicate

RPD - Relative Percent Difference

NC - Not Calculable.

SG - Silica Gel - Clean-Up

U - Indicates the compound was analyzed for, but not detected.

Acid preservation may not be appropriate for 2 Chloroethylvinyl ether.

A separate vial preserved to a pH of 4-5 is recommended in SW846 Chapter 4 for the analysis of Acrolein and Acrylonitrile by EPA Method 8260.

N-Nitrosodiphenylamine decomposes and cannot be separated from Diphenylamine using Method 8270. The result reported for each analyte is a combined concentration.

Pace Analytical is TNI accredited. Contact your Pace PM for the current list of accredited analytes.

TNI - The NELAC Institute.

ANALYTE QUALIFIERS

M1	Matrix spike recovery exceeded QC limits. Batch accepted based on laboratory control sample (LCS) recovery.
P8	Analyte was detected in the method blank. All associated samples had concentrations of at least ten times greater than the blank or were below the reporting limit.

This report shall not be reproduced, except in full,
without the written consent of Pace Analytical Services, LLC.

Pace Analytical Services, LLC
9800 Kincey Ave. Suite 100
Huntersville, NC 28078
(704)875-9092

QUALITY CONTROL DATA CROSS REFERENCE TABLE

Project: 2020-LI-2448 Incident
Pace Project No.: 92499661

Lab ID	Sample ID	QC Batch Method	QC Batch	Analytical Method	Analytical Batch
92499661001	**13926B_HC_RD_20201008**	MADEPV	1557958	MADEP VPH	1557958
92499661001	**13926B_HC_RD_20201008**	EPA 3010A	572009	EPA 6010D	572041
92499661001	**13926B_HC_RD_20201008**	SM 6200B	572111		

This report shall not be reproduced, except in full,
without the written consent of Pace Analytical Services, LLC.

Pace Analytical

CHAIN-OF-CUSTODY Analytical Request Document

Chain-of-Custody is a LEGAL DOCUMENT - Complete all relevent fields

LAB USE ONL... er or

WO# : 92499661

92499661

A...

Container Pr...

Company: Apex Companies

Address:

Billing Information:

Report To: Andrew Street

Email To: Andrew.Street@apexcos.com

Copy To:

Site Collection Info/Address: 13926 B Huntersville Concord Rd

Customer Project Name/Number: 2020-LI-2448 Incident

State: NC County/City: Huntersville Time Zone Collected: [ ] PT [ ] MT [ ] CT [ ] ET

Phone:
Email:

Site/Facility ID #:

Compliance Monitoring? [ ] Yes [ ] No

Collected By (print): Naomi Fretz

Purchase Order #:
Quote #:

DW PWS ID #:
DW Location Code:

Collected By (signature): Naomi Fretz

Turnaround Date Required: ASAP

Immediately Packed on Ice: [ ] Yes [ ] No

Sample Disposal:
[ ] Dispose as appropriate [ ] Return
[ ] Archive: _____
[ ] Hold: _____

Rush:
[ ] Same Day [ ] Next Day
[ ] 2 Day [ ] 3 Day [ ] 4 Day [ ] 5 Day
(Expedite Charges Apply)

Field Filtered (if applicable): [ ] Yes [ ] No
Analysis: _____

* Matrix Codes (Insert in Matrix box below): Drinking Water (DW), Ground Water (GW), Wastewater (WW), Product (P), Soil/Solid (SL), Oil (OL), Wipe (WP), Air (AR), Tissue (TS), Bioassay (B), Vapor (V), Other (OT)

** Preservative Types: (1) nitric acid, (2) sulfuric acid, (3) hydrochloric acid, (4) sodium hydroxide, (5) zinc acetate, (6) methanol, (7) sodium bisulfate, (8) sodium thiosulfate, (9) hexane, (A) ascorbic acid, (B) ammonium sulfate, (C) ammonium hydroxide, (D) TSP, (U) Unpreserved, (O) Other _____

Analyses

Customer Sample ID	Matrix *	Comp / Grab	Collected (or Composite Start) Date	Collected (or Composite Start) Time	Composite End Date	Composite End Time	Res Cl	# of Ctns	VOCs 6200B	MADEP VPH	Lead
13926B_HC_RD_20201008	DW	G	10/8/20	1135				8	X	X	X

Lab Profile/Line:

Lab Sample Receipt Checklist:

Custody Seals Present/Intact Y N NA
Custody Signatures Present Y N NA
Collector Signature Present Y N NA
Bottles Intact Y N NA
Correct Bottles Y N NA
Sufficient Volume Y N NA
Samples Received on Ice Y N NA
VOA - Headspace Acceptable Y N NA
USDA Regulated Soils Y N NA
Samples in Holding Time Y N NA
Residual Chlorine Present Y N NA
Cl Strips: _____
Sample pH Acceptable Y N NA
pH Strips: _____
Sulfide Present Y N NA
Lead Acetate Strips: _____

LAB USE ONLY:
Lab Sample # / Comments:
92499661
CC

Customer Remarks / Special Conditions / Possible Hazards:

Type of Ice Used: Wet Blue Dry None

Packing Material Used:

Radchem sample(s) screened (<500 cpm): Y N NA

SHORT HOLDS PRESENT (<72 hours): Y N N/A

Lab Tracking #: 2528784

Samples received via: FEDEX UPS Client Courier Pace Courier

Lab Sample Temperature Info:
Temp Blank Received: Y N NA
Therm ID#: 921061
Cooler 1 Temp Upon Receipt: 5.1 oC
Cooler 1 Therm Corr. Factor: 0 oC
Cooler 1 Corrected Temp: 5.1 oC
Comments:

Relinquished by/Company: (Signature)	Date/Time:	Received by/Company: (Signature)	Date/Time:
Naomi Fretz / Apex	10/8/20 1754	[signature] PACE HC	10/8/20 1754
Relinquished by/Company: (Signature)	Date/Time:	Received by/Company: (Signature)	Date/Time:
Relinquished by/Company: (Signature)	Date/Time:	Received by/Company: (Signature)	Date/Time:

MTJL LAB USE ONLY
Table #:
Acctnum:
Template:
Prelogin:
PM:
PB:

Trip Blank Received: Y N NA
HCL MeOH TSP Other

Non Conformance(s): YES / NO

Page: _____ of: _____

Pace Analytical Services, LLC
9800 Kincey Ave. Suite 100
Huntersville, NC 28078
(704)875-9092

October 15, 2020

Andrew Street
Apex Companies - NC
5900 Northwoods Business Pkwy
Suite 5900-0
Charlotte, NC 28269

RE: Project: 2020-LI-2448 Incident
Pace Project No.: 92499662

Dear Andrew Street:

Enclosed are the analytical results for sample(s) received by the laboratory on October 08, 2020. The results relate only to the samples included in this report. Results reported herein conform to the applicable TNI/NELAC Standards and the laboratory's Quality Manual, where applicable, unless otherwise noted in the body of the report.

The test results provided in this final report were generated by each of the following laboratories within the Pace Network:

- Pace National - Mt. Juliet
- Pace Analytical Services - Asheville
- Pace Analytical Services - Charlotte

If you have any questions concerning this report, please feel free to contact me.

Sincerely,

Angela M. Baioni

Angela Baioni
angela.baioni@pacelabs.com
(704)875-9092
Project Manager

Enclosures

cc: J Culbreath, Colonial Pipeline Company
Robert Hughes, Colonial Pipeline
Margaret King, APEX Companies, LLC
Emily Little, Apex Companies
Jeff Morrison, Colonial Pipeline Company
Tom Naumann, APEX Companies - NC
Joe Nicolette, Montrose-EPS
Christopher Schultz, Apex Companies
Alex Testoff, Montrose-EPS
Michael Verdon, Colonial Pipeline Company
JM Wyatt, Colonial Pipeline Company

This report shall not be reproduced, except in full,
without the written consent of Pace Analytical Services, LLC.

Pace Analytical Services, LLC
9800 Kincey Ave. Suite 100
Huntersville, NC 28078
(704)875-9092

CERTIFICATIONS

Project: 2020-LI-2448 Incident
Pace Project No.: 92499662

Pace Analytical Services National
12065 Lebanon Road, Mt. Juliet, TN 37122
Alabama Certification #: 40660
Alaska Certification 17-026
Arizona Certification #: AZ0612
Arkansas Certification #: 88-0469
California Certification #: 2932
Canada Certification #: 1461.01
Colorado Certification #: TN00003
Connecticut Certification #: PH-0197
DOD Certification: #1461.01
EPA# TN00003
Florida Certification #: E87487
Georgia DW Certification #: 923
Georgia Certification: NELAP
Idaho Certification #: TN00003
Illinois Certification #: 200008
Indiana Certification #: C-TN-01
Iowa Certification #: 364
Kansas Certification #: E-10277
Kentucky UST Certification #: 16
Kentucky Certification #: 90010
Louisiana Certification #: AI30792
Louisiana DW Certification #: LA180010
Maine Certification #: TN0002
Maryland Certification #: 324
Massachusetts Certification #: M-TN003
Michigan Certification #: 9958
Minnesota Certification #: 047-999-395
Mississippi Certification #: TN00003
Missouri Certification #: 340
Montana Certification #: CERT0086
Nebraska Certification #: NE-OS-15-05
Nevada Certification #: TN-03-2002-34
New Hampshire Certification #: 2975
New Jersey Certification #: TN002
New Mexico DW Certification
New York Certification #: 11742
North Carolina Aquatic Toxicity Certification #: 41
North Carolina Drinking Water Certification #: 21704
North Carolina Environmental Certificate #: 375
North Dakota Certification #: R-140
Ohio VAP Certification #: CL0069
Oklahoma Certification #: 9915
Oregon Certification #: TN200002
Pennsylvania Certification #: 68-02979
Rhode Island Certification #: LAO00356
South Carolina Certification #: 84004
South Dakota Certification
Tennessee DW/Chem/Micro Certification #: 2006
Texas Mold Certification #: LAB0152
Texas Certification #: T 104704245-17-14
USDA Soil Permit #: P330-15-00234
Utah Certification #: TN00003
Vermont Dept. of Health: ID# VT-2006
Virginia Certification #: VT2006
Virginia Certification #: 460132
Washington Certification #: C847
West Virginia Certification #: 233
Wisconsin Certification #: 998093910
Wyoming UST Certification #: via A2LA 2926.01
A2LA-ISO 17025 Certification #: 1461.01
A2LA-ISO 17025 Certification #: 1461.02
AIHA-LAP/LLC EMLAP Certification #:100789

Pace Analytical Services Charlotte
9800 Kincey Ave. Ste 100, Huntersville, NC 28078
Louisiana/NELAP Certification # LA170028
North Carolina Drinking Water Certification #: 37706
North Carolina Field Services Certification #: 5342
North Carolina Wastewater Certification #: 12
South Carolina Certification #: 99006001
Florida/NELAP Certification #: E87627
Kentucky UST Certification #: 84
Virginia/VELAP Certification #: 460221

Pace Analytical Services Asheville
2225 Riverside Drive, Asheville, NC 28804
Florida/NELAP Certification #: E87648
Massachusetts Certification #: M-NC030
North Carolina Drinking Water Certification #: 37712
North Carolina Wastewater Certification #: 40
South Carolina Certification #: 99030001
Virginia/VELAP Certification #: 460222

REPORT OF LABORATORY ANALYSIS

This report shall not be reproduced, except in full,
without the written consent of Pace Analytical Services, LLC.

Pace Analytical Services, LLC
9800 Kincey Ave. Suite 100
Huntersville, NC 28078
(704)875-9092

SAMPLE ANALYTE COUNT

Project: 2020-LI-2448 Incident
Pace Project No.: 92499662

Lab ID	Sample ID	Method	Analysts	Analytes Reported	Laboratory
92499662001	**14226_HC_RD_20201008**	MADEP VPH	JAH	6	PAN
		EPA 6010D	SH1	1	PASI-A
		SM 6200B	SAS	63	PASI-C

PAN = Pace National - Mt. Juliet
PASI-A = Pace Analytical Services - Asheville
PASI-C = Pace Analytical Services - Charlotte

This report shall not be reproduced, except in full,
without the written consent of Pace Analytical Services, LLC.

Pace Analytical Services, LLC
9800 Kincey Ave. Suite 100
Huntersville, NC 28078
(704)875-9092

ANALYTICAL RESULTS

Project: 2020-LI-2448 Incident
Pace Project No.: 92499662

Sample: 14226_HC_RD_20201008 **Lab ID: 92499662001** Collected: 10/08/20 15:05 Received: 10/08/20 17:54 Matrix: Water

Parameters	Results	Units	Report Limit	DF	Prepared	Analyzed	CAS No.	Qual
MADEPV	Analytical Method: MADEP VPH Preparation Method: MADEPV Pace National - Mt. Juliet							
Aliphatic (C05-C08)	ND	ug/L	100	1	10/12/20 23:58	10/12/20 23:58		
Aliphatic (C09-C12)	ND	ug/L	100	1	10/12/20 23:58	10/12/20 23:58		
Aromatic (C09-C10),Unadjusted	ND	ug/L	100	1	10/12/20 23:58	10/12/20 23:58	TPHC9C10A	
Total VPH	ND	ug/L	100	1	10/12/20 23:58	10/12/20 23:58	VPH	
Surrogates								
2,5-Dibromotoluene (FID)	87.0	%	70.0-130	1	10/12/20 23:58	10/12/20 23:58	615-59-8FID	
2,5-Dibromotoluene (PID)	83.3	%	70.0-130	1	10/12/20 23:58	10/12/20 23:58	615-59-8PID	
6010 MET ICP	Analytical Method: EPA 6010D Preparation Method: EPA 3010A Pace Analytical Services - Asheville							
Lead	ND	ug/L	5.0	1	10/09/20 01:18	10/09/20 08:28	7439-92-1	P8
6200B MSV	Analytical Method: SM 6200B Pace Analytical Services - Charlotte							
Benzene	ND	ug/L	0.50	1		10/09/20 12:02	71-43-2	
Bromobenzene	ND	ug/L	0.50	1		10/09/20 12:02	108-86-1	
Bromochloromethane	ND	ug/L	0.50	1		10/09/20 12:02	74-97-5	
Bromodichloromethane	ND	ug/L	0.50	1		10/09/20 12:02	75-27-4	
Bromoform	ND	ug/L	0.50	1		10/09/20 12:02	75-25-2	
Bromomethane	ND	ug/L	5.0	1		10/09/20 12:02	74-83-9	
n-Butylbenzene	ND	ug/L	0.50	1		10/09/20 12:02	104-51-8	
sec-Butylbenzene	ND	ug/L	0.50	1		10/09/20 12:02	135-98-8	
tert-Butylbenzene	ND	ug/L	0.50	1		10/09/20 12:02	98-06-6	
Carbon tetrachloride	ND	ug/L	0.50	1		10/09/20 12:02	56-23-5	
Chlorobenzene	ND	ug/L	0.50	1		10/09/20 12:02	108-90-7	
Chloroethane	ND	ug/L	1.0	1		10/09/20 12:02	75-00-3	
Chloroform	ND	ug/L	0.50	1		10/09/20 12:02	67-66-3	
Chloromethane	ND	ug/L	1.0	1		10/09/20 12:02	74-87-3	
2-Chlorotoluene	ND	ug/L	0.50	1		10/09/20 12:02	95-49-8	
4-Chlorotoluene	ND	ug/L	0.50	1		10/09/20 12:02	106-43-4	
1,2-Dibromo-3-chloropropane	ND	ug/L	1.0	1		10/09/20 12:02	96-12-8	
Dibromochloromethane	ND	ug/L	0.50	1		10/09/20 12:02	124-48-1	
1,2-Dibromoethane (EDB)	ND	ug/L	0.50	1		10/09/20 12:02	106-93-4	
Dibromomethane	ND	ug/L	0.50	1		10/09/20 12:02	74-95-3	
1,2-Dichlorobenzene	ND	ug/L	0.50	1		10/09/20 12:02	95-50-1	
1,3-Dichlorobenzene	ND	ug/L	0.50	1		10/09/20 12:02	541-73-1	
1,4-Dichlorobenzene	ND	ug/L	0.50	1		10/09/20 12:02	106-46-7	
Dichlorodifluoromethane	ND	ug/L	0.50	1		10/09/20 12:02	75-71-8	
1,1-Dichloroethane	ND	ug/L	0.50	1		10/09/20 12:02	75-34-3	
1,2-Dichloroethane	ND	ug/L	0.50	1		10/09/20 12:02	107-06-2	
1,1-Dichloroethene	ND	ug/L	0.50	1		10/09/20 12:02	75-35-4	
cis-1,2-Dichloroethene	ND	ug/L	0.50	1		10/09/20 12:02	156-59-2	
trans-1,2-Dichloroethene	ND	ug/L	0.50	1		10/09/20 12:02	156-60-5	
1,2-Dichloropropane	ND	ug/L	0.50	1		10/09/20 12:02	78-87-5	
1,3-Dichloropropane	ND	ug/L	0.50	1		10/09/20 12:02	142-28-9	
2,2-Dichloropropane	ND	ug/L	0.50	1		10/09/20 12:02	594-20-7	

REPORT OF LABORATORY ANALYSIS

This report shall not be reproduced, except in full,
without the written consent of Pace Analytical Services, LLC.

Pace Analytical Services, LLC
9800 Kincey Ave. Suite 100
Huntersville, NC 28078
(704)875-9092

ANALYTICAL RESULTS

Project: 2020-LI-2448 Incident
Pace Project No.: 92499662

Sample: 14226_HC_RD_20201008 **Lab ID: 92499662001** Collected: 10/08/20 15:05 Received: 10/08/20 17:54 Matrix: Water

Parameters	Results	Units	Report Limit	DF	Prepared	Analyzed	CAS No.	Qual
6200B MSV	Analytical Method: SM 6200B Pace Analytical Services - Charlotte							
1,1-Dichloropropene	ND	ug/L	0.50	1		10/09/20 12:02	563-58-6	
cis-1,3-Dichloropropene	ND	ug/L	0.50	1		10/09/20 12:02	10061-01-5	
trans-1,3-Dichloropropene	ND	ug/L	0.50	1		10/09/20 12:02	10061-02-6	
Diisopropyl ether	ND	ug/L	0.50	1		10/09/20 12:02	108-20-3	
Ethylbenzene	ND	ug/L	0.50	1		10/09/20 12:02	100-41-4	
Hexachloro-1,3-butadiene	ND	ug/L	2.0	1		10/09/20 12:02	87-68-3	
Isopropylbenzene (Cumene)	ND	ug/L	0.50	1		10/09/20 12:02	98-82-8	
Methylene Chloride	ND	ug/L	2.0	1		10/09/20 12:02	75-09-2	
Methyl-tert-butyl ether	ND	ug/L	0.50	1		10/09/20 12:02	1634-04-4	
Naphthalene	ND	ug/L	2.0	1		10/09/20 12:02	91-20-3	
n-Propylbenzene	ND	ug/L	0.50	1		10/09/20 12:02	103-65-1	
Styrene	ND	ug/L	0.50	1		10/09/20 12:02	100-42-5	
1,1,1,2-Tetrachloroethane	ND	ug/L	0.50	1		10/09/20 12:02	630-20-6	
1,1,2,2-Tetrachloroethane	ND	ug/L	0.50	1		10/09/20 12:02	79-34-5	
Tetrachloroethene	ND	ug/L	0.50	1		10/09/20 12:02	127-18-4	
Toluene	ND	ug/L	0.50	1		10/09/20 12:02	108-88-3	
1,2,3-Trichlorobenzene	ND	ug/L	2.0	1		10/09/20 12:02	87-61-6	
1,2,4-Trichlorobenzene	ND	ug/L	2.0	1		10/09/20 12:02	120-82-1	
1,1,1-Trichloroethane	ND	ug/L	0.50	1		10/09/20 12:02	71-55-6	
1,1,2-Trichloroethane	ND	ug/L	0.50	1		10/09/20 12:02	79-00-5	
Trichloroethene	ND	ug/L	0.50	1		10/09/20 12:02	79-01-6	
Trichlorofluoromethane	ND	ug/L	1.0	1		10/09/20 12:02	75-69-4	
1,2,3-Trichloropropane	ND	ug/L	0.50	1		10/09/20 12:02	96-18-4	
1,2,4-Trimethylbenzene	ND	ug/L	0.50	1		10/09/20 12:02	95-63-6	
1,3,5-Trimethylbenzene	ND	ug/L	0.50	1		10/09/20 12:02	108-67-8	
Vinyl chloride	ND	ug/L	1.0	1		10/09/20 12:02	75-01-4	
m&p-Xylene	ND	ug/L	1.0	1		10/09/20 12:02	179601-23-1	
o-Xylene	ND	ug/L	0.50	1		10/09/20 12:02	95-47-6	
Surrogates								
1,2-Dichloroethane-d4 (S)	88	%	70-130	1		10/09/20 12:02	17060-07-0	
4-Bromofluorobenzene (S)	97	%	70-130	1		10/09/20 12:02	460-00-4	
Toluene-d8 (S)	95	%	70-130	1		10/09/20 12:02	2037-26-5	

REPORT OF LABORATORY ANALYSIS

This report shall not be reproduced, except in full,
without the written consent of Pace Analytical Services, LLC.

Pace Analytical Services, LLC
9800 Kincey Ave. Suite 100
Huntersville, NC 28078
(704)875-9092

QUALITY CONTROL DATA

Project: 2020-LI-2448 Incident
Pace Project No.: 92499662

QC Batch: 1557958
QC Batch Method: MADEPV
Analysis Method: MADEP VPH
Analysis Description: MADEPV
Laboratory: Pace National - Mt. Juliet

Associated Lab Samples: 92499662001

METHOD BLANK: R3581724-3 Matrix: Water
Associated Lab Samples: 92499662001

Parameter	Units	Blank Result	Reporting Limit	Analyzed	Qualifiers
Aliphatic (C05-C08)	ug/L	ND	100	10/12/20 13:32	
Aliphatic (C09-C12)	ug/L	ND	100	10/12/20 13:32	
Aromatic (C09-C10),Unadjusted	ug/L	ND	100	10/12/20 13:32	
Total VPH	ug/L	ND	100	10/12/20 13:32	
2,5-Dibromotoluene (FID)	%	87.3	70.0-130	10/12/20 13:32	
2,5-Dibromotoluene (PID)	%	79.7	70.0-130	10/12/20 13:32	

LABORATORY CONTROL SAMPLE & LCSD: R3581724-1 R3581724-2

Parameter	Units	Spike Conc.	LCS Result	LCSD Result	LCS % Rec	LCSD % Rec	% Rec Limits	RPD	Max RPD	Qualifiers
Aliphatic (C05-C08)	ug/L	1200	1180	1190	98.3	99.2	70.0-130	0.844	25	
Aliphatic (C09-C12)	ug/L	1400	1490	1450	106	104	70.0-130	2.72	25	
Aromatic (C09-C10),Unadjusted	ug/L	200	190	229	95.0	115	70.0-130	18.6	25	
Total VPH	ug/L	2800	2860	2870	102	103	70.0-130	0.349	25	
2,5-Dibromotoluene (FID)	%				97.1	97.4	70.0-130			
2,5-Dibromotoluene (PID)	%				87.6	87.2	70.0-130			

Results presented on this page are in the units indicated by the "Units" column except where an alternate unit is presented to the right of the result.

REPORT OF LABORATORY ANALYSIS

This report shall not be reproduced, except in full,
without the written consent of Pace Analytical Services, LLC.

Pace Analytical Services, LLC
9800 Kincey Ave. Suite 100
Huntersville, NC 28078
(704)875-9092

QUALITY CONTROL DATA

Project: 2020-LI-2448 Incident
Pace Project No.: 92499662

QC Batch: 572009
QC Batch Method: EPA 3010A
Analysis Method: EPA 6010D
Analysis Description: 6010 MET
Laboratory: Pace Analytical Services - Asheville

Associated Lab Samples: 92499662001

METHOD BLANK: 3029866 Matrix: Water
Associated Lab Samples: 92499662001

Parameter	Units	Blank Result	Reporting Limit	Analyzed	Qualifiers
Lead	ug/L	5.4	5.0	10/09/20 07:58	P8

LABORATORY CONTROL SAMPLE: 3029867

Parameter	Units	Spike Conc.	LCS Result	LCS % Rec	% Rec Limits	Qualifiers
Lead	ug/L	500	459	92	80-120	

MATRIX SPIKE & MATRIX SPIKE DUPLICATE: 3029868 3029869

Parameter	Units	92499661001 Result	MS Spike Conc.	MSD Spike Conc.	MS Result	MSD Result	MS % Rec	MSD % Rec	% Rec Limits	RPD	Qual
Lead	ug/L	ND	500	500	490	503	98	101	75-125	3	

Results presented on this page are in the units indicated by the "Units" column except where an alternate unit is presented to the right of the result.

REPORT OF LABORATORY ANALYSIS

This report shall not be reproduced, except in full,
without the written consent of Pace Analytical Services, LLC.

Pace Analytical Services, LLC
9800 Kincey Ave. Suite 100
Huntersville, NC 28078
(704)875-9092

QUALITY CONTROL DATA

Project: 2020-LI-2448 Incident
Pace Project No.: 92499662

QC Batch: 572111
QC Batch Method: SM 6200B
Analysis Method: SM 6200B
Analysis Description: 6200B MSV
Laboratory: Pace Analytical Services - Charlotte

Associated Lab Samples: 92499662001

METHOD BLANK: 3030108 Matrix: Water
Associated Lab Samples: 92499662001

Parameter	Units	Blank Result	Reporting Limit	Analyzed	Qualifiers
1,1,1,2-Tetrachloroethane	ug/L	ND	0.50	10/09/20 10:15	
1,1,1-Trichloroethane	ug/L	ND	0.50	10/09/20 10:15	
1,1,2,2-Tetrachloroethane	ug/L	ND	0.50	10/09/20 10:15	
1,1,2-Trichloroethane	ug/L	ND	0.50	10/09/20 10:15	
1,1-Dichloroethane	ug/L	ND	0.50	10/09/20 10:15	
1,1-Dichloroethene	ug/L	ND	0.50	10/09/20 10:15	
1,1-Dichloropropene	ug/L	ND	0.50	10/09/20 10:15	
1,2,3-Trichlorobenzene	ug/L	ND	2.0	10/09/20 10:15	
1,2,3-Trichloropropane	ug/L	ND	0.50	10/09/20 10:15	
1,2,4-Trichlorobenzene	ug/L	ND	2.0	10/09/20 10:15	
1,2,4-Trimethylbenzene	ug/L	ND	0.50	10/09/20 10:15	
1,2-Dibromo-3-chloropropane	ug/L	ND	1.0	10/09/20 10:15	
1,2-Dibromoethane (EDB)	ug/L	ND	0.50	10/09/20 10:15	
1,2-Dichlorobenzene	ug/L	ND	0.50	10/09/20 10:15	
1,2-Dichloroethane	ug/L	ND	0.50	10/09/20 10:15	
1,2-Dichloropropane	ug/L	ND	0.50	10/09/20 10:15	
1,3,5-Trimethylbenzene	ug/L	ND	0.50	10/09/20 10:15	
1,3-Dichlorobenzene	ug/L	ND	0.50	10/09/20 10:15	
1,3-Dichloropropane	ug/L	ND	0.50	10/09/20 10:15	
1,4-Dichlorobenzene	ug/L	ND	0.50	10/09/20 10:15	
2,2-Dichloropropane	ug/L	ND	0.50	10/09/20 10:15	
2-Chlorotoluene	ug/L	ND	0.50	10/09/20 10:15	
4-Chlorotoluene	ug/L	ND	0.50	10/09/20 10:15	
Benzene	ug/L	ND	0.50	10/09/20 10:15	
Bromobenzene	ug/L	ND	0.50	10/09/20 10:15	
Bromochloromethane	ug/L	ND	0.50	10/09/20 10:15	
Bromodichloromethane	ug/L	ND	0.50	10/09/20 10:15	
Bromoform	ug/L	ND	0.50	10/09/20 10:15	
Bromomethane	ug/L	ND	5.0	10/09/20 10:15	
Carbon tetrachloride	ug/L	ND	0.50	10/09/20 10:15	
Chlorobenzene	ug/L	ND	0.50	10/09/20 10:15	
Chloroethane	ug/L	ND	1.0	10/09/20 10:15	
Chloroform	ug/L	ND	0.50	10/09/20 10:15	
Chloromethane	ug/L	ND	1.0	10/09/20 10:15	
cis-1,2-Dichloroethene	ug/L	ND	0.50	10/09/20 10:15	
cis-1,3-Dichloropropene	ug/L	ND	0.50	10/09/20 10:15	
Dibromochloromethane	ug/L	ND	0.50	10/09/20 10:15	
Dibromomethane	ug/L	ND	0.50	10/09/20 10:15	
Dichlorodifluoromethane	ug/L	ND	0.50	10/09/20 10:15	
Diisopropyl ether	ug/L	ND	0.50	10/09/20 10:15	

Results presented on this page are in the units indicated by the "Units" column except where an alternate unit is presented to the right of the result.

REPORT OF LABORATORY ANALYSIS

This report shall not be reproduced, except in full,
without the written consent of Pace Analytical Services, LLC.

Pace Analytical Services, LLC
9800 Kincey Ave. Suite 100
Huntersville, NC 28078
(704)875-9092

QUALITY CONTROL DATA

Project: 2020-LI-2448 Incident
Pace Project No.: 92499662

METHOD BLANK: 3030108 Matrix: Water
Associated Lab Samples: 92499662001

Parameter	Units	Blank Result	Reporting Limit	Analyzed	Qualifiers
Ethylbenzene	ug/L	ND	0.50	10/09/20 10:15	
Hexachloro-1,3-butadiene	ug/L	ND	2.0	10/09/20 10:15	
Isopropylbenzene (Cumene)	ug/L	ND	0.50	10/09/20 10:15	
m&p-Xylene	ug/L	ND	1.0	10/09/20 10:15	
Methyl-tert-butyl ether	ug/L	ND	0.50	10/09/20 10:15	
Methylene Chloride	ug/L	ND	2.0	10/09/20 10:15	
n-Butylbenzene	ug/L	ND	0.50	10/09/20 10:15	
n-Propylbenzene	ug/L	ND	0.50	10/09/20 10:15	
Naphthalene	ug/L	ND	2.0	10/09/20 10:15	
o-Xylene	ug/L	ND	0.50	10/09/20 10:15	
sec-Butylbenzene	ug/L	ND	0.50	10/09/20 10:15	
Styrene	ug/L	ND	0.50	10/09/20 10:15	
tert-Butylbenzene	ug/L	ND	0.50	10/09/20 10:15	
Tetrachloroethene	ug/L	ND	0.50	10/09/20 10:15	
Toluene	ug/L	ND	0.50	10/09/20 10:15	
trans-1,2-Dichloroethene	ug/L	ND	0.50	10/09/20 10:15	
trans-1,3-Dichloropropene	ug/L	ND	0.50	10/09/20 10:15	
Trichloroethene	ug/L	ND	0.50	10/09/20 10:15	
Trichlorofluoromethane	ug/L	ND	1.0	10/09/20 10:15	
Vinyl chloride	ug/L	ND	1.0	10/09/20 10:15	
1,2-Dichloroethane-d4 (S)	%	86	70-130	10/09/20 10:15	
4-Bromofluorobenzene (S)	%	97	70-130	10/09/20 10:15	
Toluene-d8 (S)	%	96	70-130	10/09/20 10:15	

LABORATORY CONTROL SAMPLE: 3030109

Parameter	Units	Spike Conc.	LCS Result	LCS % Rec	% Rec Limits	Qualifiers
1,1,1,2-Tetrachloroethane	ug/L	50	50.7	101	60-140	
1,1,1-Trichloroethane	ug/L	50	43.1	86	60-140	
1,1,2,2-Tetrachloroethane	ug/L	50	50.7	101	60-140	
1,1,2-Trichloroethane	ug/L	50	45.5	91	60-140	
1,1-Dichloroethane	ug/L	50	41.1	82	60-140	
1,1-Dichloroethene	ug/L	50	42.6	85	60-140	
1,1-Dichloropropene	ug/L	50	43.0	86	60-140	
1,2,3-Trichlorobenzene	ug/L	50	51.5	103	60-140	
1,2,3-Trichloropropane	ug/L	50	52.0	104	60-140	
1,2,4-Trichlorobenzene	ug/L	50	52.3	105	60-140	
1,2,4-Trimethylbenzene	ug/L	50	47.5	95	60-140	
1,2-Dibromo-3-chloropropane	ug/L	50	52.2	104	60-140	
1,2-Dibromoethane (EDB)	ug/L	50	50.2	100	60-140	
1,2-Dichlorobenzene	ug/L	50	50.4	101	60-140	
1,2-Dichloroethane	ug/L	50	39.6	79	60-140	
1,2-Dichloropropane	ug/L	50	46.4	93	60-140	
1,3,5-Trimethylbenzene	ug/L	50	48.3	97	60-140	

Results presented on this page are in the units indicated by the "Units" column except where an alternate unit is presented to the right of the result.

REPORT OF LABORATORY ANALYSIS

This report shall not be reproduced, except in full,
without the written consent of Pace Analytical Services, LLC.

Pace Analytical Services, LLC
9800 Kincey Ave. Suite 100
Huntersville, NC 28078
(704)875-9092

QUALITY CONTROL DATA

Project: 2020-LI-2448 Incident
Pace Project No.: 92499662

LABORATORY CONTROL SAMPLE: 3030109

Parameter	Units	Spike Conc.	LCS Result	LCS % Rec	% Rec Limits	Qualifiers
1,3-Dichlorobenzene	ug/L	50	48.8	98	60-140	
1,3-Dichloropropane	ug/L	50	49.7	99	60-140	
1,4-Dichlorobenzene	ug/L	50	49.4	99	60-140	
2,2-Dichloropropane	ug/L	50	44.9	90	60-140	
2-Chlorotoluene	ug/L	50	50.8	102	60-140	
4-Chlorotoluene	ug/L	50	48.6	97	60-140	
Benzene	ug/L	50	46.6	93	60-140	
Bromobenzene	ug/L	50	47.6	95	60-140	
Bromochloromethane	ug/L	50	41.8	84	60-140	
Bromodichloromethane	ug/L	50	44.5	89	60-140	
Bromoform	ug/L	50	47.6	95	60-140	
Bromomethane	ug/L	50	34.4	69	60-140	
Carbon tetrachloride	ug/L	50	46.0	92	60-140	
Chlorobenzene	ug/L	50	50.0	100	60-140	
Chloroethane	ug/L	50	30.1	60	60-140	
Chloroform	ug/L	50	44.3	89	60-140	
Chloromethane	ug/L	50	31.9	64	60-140	
cis-1,2-Dichloroethene	ug/L	50	39.1	78	60-140	
cis-1,3-Dichloropropene	ug/L	50	48.3	97	60-140	
Dibromochloromethane	ug/L	50	50.1	100	60-140	
Dibromomethane	ug/L	50	46.3	93	60-140	
Dichlorodifluoromethane	ug/L	50	32.6	65	60-140	
Diisopropyl ether	ug/L	50	37.2	74	60-140	
Ethylbenzene	ug/L	50	49.2	98	60-140	
Hexachloro-1,3-butadiene	ug/L	50	52.6	105	60-140	
Isopropylbenzene (Cumene)	ug/L	50	50.6	101	60-140	
m&p-Xylene	ug/L	100	101	101	60-140	
Methyl-tert-butyl ether	ug/L	50	39.6	79	60-140	
Methylene Chloride	ug/L	50	38.4	77	60-140	
n-Butylbenzene	ug/L	50	51.2	102	60-140	
n-Propylbenzene	ug/L	50	48.6	97	60-140	
Naphthalene	ug/L	50	52.7	105	60-140	
o-Xylene	ug/L	50	49.4	99	60-140	
sec-Butylbenzene	ug/L	50	48.9	98	60-140	
Styrene	ug/L	50	51.2	102	60-140	
tert-Butylbenzene	ug/L	50	41.9	84	60-140	
Tetrachloroethene	ug/L	50	46.1	92	60-140	
Toluene	ug/L	50	45.9	92	60-140	
trans-1,2-Dichloroethene	ug/L	50	41.0	82	60-140	
trans-1,3-Dichloropropene	ug/L	50	47.6	95	60-140	
Trichloroethene	ug/L	50	46.6	93	60-140	
Trichlorofluoromethane	ug/L	50	34.0	68	60-140	
Vinyl chloride	ug/L	50	35.8	72	60-140	
1,2-Dichloroethane-d4 (S)	%			86	70-130	
4-Bromofluorobenzene (S)	%			103	70-130	
Toluene-d8 (S)	%			97	70-130	

Results presented on this page are in the units indicated by the "Units" column except where an alternate unit is presented to the right of the result.

REPORT OF LABORATORY ANALYSIS

This report shall not be reproduced, except in full,
without the written consent of Pace Analytical Services, LLC.

Pace Analytical Services, LLC
9800 Kincey Ave. Suite 100
Huntersville, NC 28078
(704)875-9092

QUALITY CONTROL DATA

Project: 2020-LI-2448 Incident
Pace Project No.: 92499662

MATRIX SPIKE & MATRIX SPIKE DUPLICATE: 3030110 3030111

Parameter	Units	92499587017 Result	MS Spike Conc.	MSD Spike Conc.	MS Result	MSD Result	MS % Rec	MSD % Rec	% Rec Limits	RPD	Qual
1,1,1,2-Tetrachloroethane	ug/L	ND	20	20	21.0	21.0	105	105	60-140	0	
1,1,1-Trichloroethane	ug/L	ND	20	20	18.8	18.8	94	94	60-140	0	
1,1,2,2-Tetrachloroethane	ug/L	ND	20	20	19.8	20.4	99	102	60-140	3	
1,1,2-Trichloroethane	ug/L	ND	20	20	14.8	18.2	74	91	60-140	21	
1,1-Dichloroethane	ug/L	ND	20	20	18.4	18.3	92	91	60-140	1	
1,1-Dichloroethene	ug/L	ND	20	20	20.5	20.9	102	104	60-140	2	
1,1-Dichloropropene	ug/L	ND	20	20	18.7	18.3	94	92	60-140	2	
1,2,3-Trichlorobenzene	ug/L	ND	20	20	18.4	19.8	92	99	60-140	7	
1,2,3-Trichloropropane	ug/L	ND	20	20	19.4	20.7	97	104	60-140	7	
1,2,4-Trichlorobenzene	ug/L	ND	20	20	18.9	20.2	94	101	60-140	7	
1,2,4-Trimethylbenzene	ug/L	ND	20	20	19.5	20.6	98	103	60-140	5	
1,2-Dibromo-3-chloropropane	ug/L	ND	20	20	19.6	20.1	98	100	60-140	2	
1,2-Dibromoethane (EDB)	ug/L	ND	20	20	21.0	21.0	105	105	60-140	0	
1,2-Dichlorobenzene	ug/L	ND	20	20	19.6	20.6	98	103	60-140	5	
1,2-Dichloroethane	ug/L	ND	20	20	16.9	17.0	85	85	60-140	1	
1,2-Dichloropropane	ug/L	ND	20	20	19.4	19.6	97	98	60-140	1	
1,3,5-Trimethylbenzene	ug/L	ND	20	20	20.2	21.4	101	107	60-140	6	
1,3-Dichlorobenzene	ug/L	ND	20	20	19.5	20.3	97	101	60-140	4	
1,3-Dichloropropane	ug/L	ND	20	20	21.1	21.4	105	107	60-140	2	
1,4-Dichlorobenzene	ug/L	ND	20	20	19.5	20.8	98	104	60-140	6	
2,2-Dichloropropane	ug/L	ND	20	20	19.2	19.1	96	95	60-140	1	
2-Chlorotoluene	ug/L	ND	20	20	21.4	22.2	107	111	60-140	4	
4-Chlorotoluene	ug/L	ND	20	20	19.7	20.7	98	104	60-140	5	
Benzene	ug/L	ND	20	20	19.7	19.9	99	99	60-140	1	
Bromobenzene	ug/L	ND	20	20	20.6	21.2	103	106	60-140	3	
Bromochloromethane	ug/L	ND	20	20	17.5	17.6	87	88	60-140	1	
Bromodichloromethane	ug/L	4.1	20	20	22.3	22.9	91	94	60-140	3	
Bromoform	ug/L	ND	20	20	18.5	17.7	93	88	60-140	5	
Bromomethane	ug/L	ND	20	20	11.8	15.4	59	77	60-140	26	M1
Carbon tetrachloride	ug/L	ND	20	20	20.2	19.8	101	99	60-140	2	
Chlorobenzene	ug/L	ND	20	20	21.3	21.2	106	106	60-140	1	
Chloroethane	ug/L	ND	20	20	19.1	18.4	96	92	60-140	4	
Chloroform	ug/L	15.2	20	20	33.9	34.5	94	96	60-140	2	
Chloromethane	ug/L	ND	20	20	13.8	13.3	69	66	60-140	4	
cis-1,2-Dichloroethene	ug/L	ND	20	20	17.2	17.2	86	86	60-140	0	
cis-1,3-Dichloropropene	ug/L	ND	20	20	18.8	19.5	94	98	60-140	4	
Dibromochloromethane	ug/L	1.3	20	20	22.4	22.4	106	105	60-140	0	
Dibromomethane	ug/L	ND	20	20	19.2	19.4	96	97	60-140	1	
Dichlorodifluoromethane	ug/L	ND	20	20	14.0	13.6	70	68	60-140	2	
Diisopropyl ether	ug/L	ND	20	20	16.4	16.2	82	81	60-140	1	
Ethylbenzene	ug/L	ND	20	20	20.7	20.9	104	105	60-140	1	
Hexachloro-1,3-butadiene	ug/L	ND	20	20	21.3	21.6	107	108	60-140	2	
Isopropylbenzene (Cumene)	ug/L	ND	20	20	21.1	21.3	106	107	60-140	1	
m&p-Xylene	ug/L	ND	40	40	42.7	42.7	107	107	60-140	0	
Methyl-tert-butyl ether	ug/L	ND	20	20	16.7	16.8	83	84	60-140	1	
Methylene Chloride	ug/L	ND	20	20	17.3	17.8	86	89	60-140	3	

Results presented on this page are in the units indicated by the "Units" column except where an alternate unit is presented to the right of the result.

REPORT OF LABORATORY ANALYSIS

This report shall not be reproduced, except in full,
without the written consent of Pace Analytical Services, LLC.

Pace Analytical Services, LLC
9800 Kincey Ave. Suite 100
Huntersville, NC 28078
(704)875-9092

QUALITY CONTROL DATA

Project: 2020-LI-2448 Incident
Pace Project No.: 92499662

MATRIX SPIKE & MATRIX SPIKE DUPLICATE: 3030110 3030111

Parameter	Units	92499587017 Result	MS Spike Conc.	MSD Spike Conc.	MS Result	MSD Result	MS % Rec	MSD % Rec	% Rec Limits	RPD	Qual
n-Butylbenzene	ug/L	ND	20	20	19.6	20.9	98	105	60-140	7	
n-Propylbenzene	ug/L	ND	20	20	20.2	21.7	101	109	60-140	7	
Naphthalene	ug/L	ND	20	20	17.6	19.4	88	97	60-140	10	
o-Xylene	ug/L	ND	20	20	21.1	21.1	105	105	60-140	0	
sec-Butylbenzene	ug/L	ND	20	20	20.2	21.7	101	109	60-140	7	
Styrene	ug/L	ND	20	20	20.2	20.4	101	102	60-140	1	
tert-Butylbenzene	ug/L	ND	20	20	17.9	18.9	90	95	60-140	5	
Tetrachloroethene	ug/L	ND	20	20	21.6	19.9	108	100	60-140	8	
Toluene	ug/L	ND	20	20	18.7	19.4	92	95	60-140	4	
trans-1,2-Dichloroethene	ug/L	ND	20	20	18.7	18.8	94	94	60-140	0	
trans-1,3-Dichloropropene	ug/L	ND	20	20	14.5	18.9	73	94	60-140	26	
Trichloroethene	ug/L	ND	20	20	19.9	20.3	100	101	60-140	2	
Trichlorofluoromethane	ug/L	ND	20	20	17.4	17.5	87	88	60-140	1	
Vinyl chloride	ug/L	ND	20	20	16.3	15.9	81	79	60-140	2	
1,2-Dichloroethane-d4 (S)	%						89	97	70-130		
4-Bromofluorobenzene (S)	%						97	98	70-130		
Toluene-d8 (S)	%						91	95	70-130		

Results presented on this page are in the units indicated by the "Units" column except where an alternate unit is presented to the right of the result.

REPORT OF LABORATORY ANALYSIS

This report shall not be reproduced, except in full,
without the written consent of Pace Analytical Services, LLC.

Pace Analytical Services, LLC
9800 Kincey Ave. Suite 100
Huntersville, NC 28078
(704)875-9092

QUALIFIERS

Project: 2020-LI-2448 Incident
Pace Project No.: 92499662

DEFINITIONS

DF - Dilution Factor, if reported, represents the factor applied to the reported data due to dilution of the sample aliquot.

ND - Not Detected at or above adjusted reporting limit.

TNTC - Too Numerous To Count

J - Estimated concentration above the adjusted method detection limit and below the adjusted reporting limit.

MDL - Adjusted Method Detection Limit.

PQL - Practical Quantitation Limit.

RL - Reporting Limit - The lowest concentration value that meets project requirements for quantitative data with known precision and bias for a specific analyte in a specific matrix.

S - Surrogate

1,2-Diphenylhydrazine decomposes to and cannot be separated from Azobenzene using Method 8270. The result for each analyte is a combined concentration.

Consistent with EPA guidelines, unrounded data are displayed and have been used to calculate % recovery and RPD values.

LCS(D) - Laboratory Control Sample (Duplicate)

MS(D) - Matrix Spike (Duplicate)

DUP - Sample Duplicate

RPD - Relative Percent Difference

NC - Not Calculable.

SG - Silica Gel - Clean-Up

U - Indicates the compound was analyzed for, but not detected.

Acid preservation may not be appropriate for 2 Chloroethylvinyl ether.

A separate vial preserved to a pH of 4-5 is recommended in SW846 Chapter 4 for the analysis of Acrolein and Acrylonitrile by EPA Method 8260.

N-Nitrosodiphenylamine decomposes and cannot be separated from Diphenylamine using Method 8270. The result reported for each analyte is a combined concentration.

Pace Analytical is TNI accredited. Contact your Pace PM for the current list of accredited analytes.

TNI - The NELAC Institute.

ANALYTE QUALIFIERS

M1	Matrix spike recovery exceeded QC limits. Batch accepted based on laboratory control sample (LCS) recovery.
P8	Analyte was detected in the method blank. All associated samples had concentrations of at least ten times greater than the blank or were below the reporting limit.

This report shall not be reproduced, except in full,
without the written consent of Pace Analytical Services, LLC.

Pace Analytical Services, LLC
9800 Kincey Ave. Suite 100
Huntersville, NC 28078
(704)875-9092

QUALITY CONTROL DATA CROSS REFERENCE TABLE

Project: 2020-LI-2448 Incident
Pace Project No.: 92499662

Lab ID	Sample ID	QC Batch Method	QC Batch	Analytical Method	Analytical Batch
92499662001	**14226_HC_RD_20201008**	MADEPV	1557958	MADEP VPH	1557958
92499662001	**14226_HC_RD_20201008**	EPA 3010A	572009	EPA 6010D	572041
92499662001	**14226_HC_RD_20201008**	SM 6200B	572111		

This report shall not be reproduced, except in full,
without the written consent of Pace Analytical Services, LLC.

CHAIN-OF-CUSTODY Analytical Request Document

Pace Analytical®

Chain-of-Custody is a LEGAL DOCUMENT - Complete all relevent fields

WO# : 92499662

92499662

Company: Apex Companies	Billing Information:
Address:	
Report To: Andrew Street	Email To: Andrew.Street@apexcos.com
Copy To:	Site Collection Info/Address: 14226 Huntersville Concord Rd
Customer Project Name/Number: 2020-LI-2448 Incident	State: NC County/City: Huntersville Time Zone Collected: [ ]PT [ ]MT [ ]CT [ ]ET
Phone: Email:	Site/Facility ID #: Compliance Monitoring? [ ] Yes [ ] No
Collected By (print): Naomi Fretz	Purchase Order #: Quote #: DW PWS ID #: DW Location Code:
Collected By (signature): Naomi Fretz	Turnaround Date Required: ASAP Immediately Packed on Ice: [ ] Yes [ ] No
Sample Disposal: [ ] Dispose as appropriate [ ] Return [ ] Archive: [ ] Hold:	Rush: [ ] Same Day [ ] Next Day [ ] 2 Day [ ] 3 Day [ ] 4 Day [ ] 5 Day (Expedite Charges Apply) Field Filtered (if applicable): [ ] Yes [ ] No Analysis:

* Matrix Codes (Insert in Matrix box below): Drinking Water (DW), Ground Water (GW), Wastewater (WW), Product (P), Soil/Solid (SL), Oil (OL), Wipe (WP), Air (AR), Tissue (TS), Bioassay (B), Vapor (V), Other (OT)

Customer Sample ID	Matrix *	Comp / Grab	Collected (or Composite Start) Date	Collected (or Composite Start) Time	Composite End Date	Composite End Time	Res Cl	# of Ctns	VOCs 6200B	MADEP VPH	Lead
14226-HC-BD-20201008	DW	G	10/8/20	1505				8	X	X	X

** Preservative Types: (1) nitric acid, (2) sulfuric acid, (3) hydrochloric acid, (4) sodium hydroxide, (5) zinc acetate, (6) methanol, (7) sodium bisulfate, (8) sodium thiosulfate, (9) hexane, (A) ascorbic acid, (B) ammonium sulfate, (C) ammonium hydroxide, (D) TSP, (U) Unpreserved, (O) Other _____

Analyses

Lab Profile/Line:

Lab Sample Receipt Checklist:

Custody Seals Present/Intact	Y (N) NA
Custody Signatures Present	(Y) N NA
Collector Signature Present	(Y) N NA
Bottles Intact	(Y) N NA
Correct Bottles	(Y) N NA
Sufficient Volume	(Y) N NA
Samples Received on Ice	(Y) N NA
VOA - Headspace Acceptable	(Y) N NA
USDA Regulated Soils	Y N (NA)
Samples in Holding Time	(Y) N NA
Residual Chlorine Present	Y N (NA)
Cl Strips:	
Sample pH Acceptable	(Y) N NA
pH Strips:	
Sulfide Present	Y N (NA)
Lead Acetate Strips:	

LAB USE ONLY:
Lab Sample # / Comments:

92499662

COC

Customer Remarks / Special Conditions / Possible Hazards:

Type of Ice Used: (Wet) Blue Dry None

Packing Material Used:

Radchem sample(s) screened (<500 cpm): Y N (NA)

SHORT HOLDS PRESENT (<72 hours): Y (N) N/A

Lab Tracking #: 2560441

Samples received via: FEDEX UPS (Client) Courier Pace Courier

Lab Sample Temperature Info:
Temp Blank Received: Y (N) NA
Therm ID#: 92061
Cooler 1 Temp Upon Receipt: 3.1 oC
Cooler 1 Therm Corr. Factor: 0.0 oC
Cooler 1 Corrected Temp: 3.1 oC
Comments:

Relinquished by/Company: (Signature)	Date/Time:	Received by/Company: (Signature)	Date/Time:
Naomi Fretz / Apex	10/8/20 1754		10-9-20 1754
Relinquished by/Company: (Signature)	Date/Time:	Received by/Company: (Signature)	Date/Time:
Relinquished by/Company: (Signature)	Date/Time:	Received by/Company: (Signature)	Date/Time:

MTJL LAB USE ONLY
Table #:
Acctnum:
Template:
Prelogin:
PM:
PB:

Trip Blank Received: Y (N) NA
HCL MeOH TSP Other

Non Conformance(s): YES / NO

Page: _____ of: _____

Pace Analytical Services, LLC
9800 Kincey Ave. Suite 100
Huntersville, NC 28078
(704)875-9092

October 15, 2020

Andrew Street
Apex Companies - NC
5900 Northwoods Business Pkwy
Suite 5900-0
Charlotte, NC 28269

RE: Project: 2020-LI-2448 Incident
Pace Project No.: 92499663

Dear Andrew Street:

Enclosed are the analytical results for sample(s) received by the laboratory on October 08, 2020. The results relate only to the samples included in this report. Results reported herein conform to the applicable TNI/NELAC Standards and the laboratory's Quality Manual, where applicable, unless otherwise noted in the body of the report.

The test results provided in this final report were generated by each of the following laboratories within the Pace Network:

- Pace National - Mt. Juliet
- Pace Analytical Services - Asheville
- Pace Analytical Services - Charlotte

If you have any questions concerning this report, please feel free to contact me.

Sincerely,

Angela M. Baioni

Angela Baioni
angela.baioni@pacelabs.com
(704)875-9092
Project Manager

Enclosures

cc: J Culbreath, Colonial Pipeline Company
Robert Hughes, Colonial Pipeline
Margaret King, APEX Companies, LLC
Emily Little, Apex Companies
Jeff Morrison, Colonial Pipeline Company
Tom Naumann, APEX Companies - NC
Joe Nicolette, Montrose-EPS
Christopher Schultz, Apex Companies
Alex Testoff, Montrose-EPS
Michael Verdon, Colonial Pipeline Company
JM Wyatt, Colonial Pipeline Company

This report shall not be reproduced, except in full,
without the written consent of Pace Analytical Services, LLC.

Pace Analytical Services, LLC
9800 Kincey Ave. Suite 100
Huntersville, NC 28078
(704)875-9092

CERTIFICATIONS

Project: 2020-LI-2448 Incident
Pace Project No.: 92499663

Pace Analytical Services National
12065 Lebanon Road, Mt. Juliet, TN 37122
Alabama Certification #: 40660
Alaska Certification 17-026
Arizona Certification #: AZ0612
Arkansas Certification #: 88-0469
California Certification #: 2932
Canada Certification #: 1461.01
Colorado Certification #: TN00003
Connecticut Certification #: PH-0197
DOD Certification: #1461.01
EPA# TN00003
Florida Certification #: E87487
Georgia DW Certification #: 923
Georgia Certification: NELAP
Idaho Certification #: TN00003
Illinois Certification #: 200008
Indiana Certification #: C-TN-01
Iowa Certification #: 364
Kansas Certification #: E-10277
Kentucky UST Certification #: 16
Kentucky Certification #: 90010
Louisiana Certification #: AI30792
Louisiana DW Certification #: LA180010
Maine Certification #: TN0002
Maryland Certification #: 324
Massachusetts Certification #: M-TN003
Michigan Certification #: 9958
Minnesota Certification #: 047-999-395
Mississippi Certification #: TN00003
Missouri Certification #: 340
Montana Certification #: CERT0086
Nebraska Certification #: NE-OS-15-05
Nevada Certification #: TN-03-2002-34
New Hampshire Certification #: 2975
New Jersey Certification #: TN002
New Mexico DW Certification
New York Certification #: 11742
North Carolina Aquatic Toxicity Certification #: 41
North Carolina Drinking Water Certification #: 21704
North Carolina Environmental Certificate #: 375
North Dakota Certification #: R-140
Ohio VAP Certification #: CL0069
Oklahoma Certification #: 9915
Oregon Certification #: TN200002
Pennsylvania Certification #: 68-02979
Rhode Island Certification #: LAO00356
South Carolina Certification #: 84004
South Dakota Certification
Tennessee DW/Chem/Micro Certification #: 2006
Texas Mold Certification #: LAB0152
Texas Certification #: T 104704245-17-14
USDA Soil Permit #: P330-15-00234
Utah Certification #: TN00003
Vermont Dept. of Health: ID# VT-2006
Virginia Certification #: VT2006
Virginia Certification #: 460132
Washington Certification #: C847
West Virginia Certification #: 233
Wisconsin Certification #: 998093910
Wyoming UST Certification #: via A2LA 2926.01
A2LA-ISO 17025 Certification #: 1461.01
A2LA-ISO 17025 Certification #: 1461.02
AIHA-LAP/LLC EMLAP Certification #:100789

Pace Analytical Services Charlotte
9800 Kincey Ave. Ste 100, Huntersville, NC 28078
Louisiana/NELAP Certification # LA170028
North Carolina Drinking Water Certification #: 37706
North Carolina Field Services Certification #: 5342
North Carolina Wastewater Certification #: 12
South Carolina Certification #: 99006001
Florida/NELAP Certification #: E87627
Kentucky UST Certification #: 84
Virginia/VELAP Certification #: 460221

Pace Analytical Services Asheville
2225 Riverside Drive, Asheville, NC 28804
Florida/NELAP Certification #: E87648
Massachusetts Certification #: M-NC030
North Carolina Drinking Water Certification #: 37712
North Carolina Wastewater Certification #: 40
South Carolina Certification #: 99030001
Virginia/VELAP Certification #: 460222

REPORT OF LABORATORY ANALYSIS

This report shall not be reproduced, except in full,
without the written consent of Pace Analytical Services, LLC.

Pace Analytical Services, LLC
9800 Kincey Ave. Suite 100
Huntersville, NC 28078
(704)875-9092

SAMPLE ANALYTE COUNT

Project: 2020-LI-2448 Incident
Pace Project No.: 92499663

Lab ID	Sample ID	Method	Analysts	Analytes Reported	Laboratory
92499663001	**14401_HC_RD_20201008**	MADEP VPH	JAH	6	PAN
		EPA 6010D	SH1	1	PASI-A
		SM 6200B	SAS	63	PASI-C

PAN = Pace National - Mt. Juliet
PASI-A = Pace Analytical Services - Asheville
PASI-C = Pace Analytical Services - Charlotte

REPORT OF LABORATORY ANALYSIS

This report shall not be reproduced, except in full,
without the written consent of Pace Analytical Services, LLC.

Pace Analytical Services, LLC
9800 Kincey Ave. Suite 100
Huntersville, NC 28078
(704)875-9092

ANALYTICAL RESULTS

Project: 2020-LI-2448 Incident
Pace Project No.: 92499663

Sample: 14401_HC_RD_20201008 **Lab ID: 92499663001** Collected: 10/08/20 15:45 Received: 10/08/20 17:54 Matrix: Water

Parameters	Results	Units	Report Limit	DF	Prepared	Analyzed	CAS No.	Qual
MADEPV	Analytical Method: MADEP VPH Preparation Method: MADEPV Pace National - Mt. Juliet							
Aliphatic (C05-C08)	ND	ug/L	100	1	10/13/20 01:41	10/13/20 01:41		
Aliphatic (C09-C12)	ND	ug/L	100	1	10/13/20 01:41	10/13/20 01:41		
Aromatic (C09-C10),Unadjusted	ND	ug/L	100	1	10/13/20 01:41	10/13/20 01:41	TPHC9C10A	
Total VPH	ND	ug/L	100	1	10/13/20 01:41	10/13/20 01:41	VPH	
Surrogates								
2,5-Dibromotoluene (FID)	90.1	%	70.0-130	1	10/13/20 01:41	10/13/20 01:41	615-59-8FID	
2,5-Dibromotoluene (PID)	82.8	%	70.0-130	1	10/13/20 01:41	10/13/20 01:41	615-59-8PID	
6010 MET ICP	Analytical Method: EPA 6010D Preparation Method: EPA 3010A Pace Analytical Services - Asheville							
Lead	ND	ug/L	5.0	1	10/09/20 01:18	10/09/20 08:31	7439-92-1	P8
6200B MSV	Analytical Method: SM 6200B Pace Analytical Services - Charlotte							
Benzene	ND	ug/L	0.50	1		10/09/20 12:20	71-43-2	
Bromobenzene	ND	ug/L	0.50	1		10/09/20 12:20	108-86-1	
Bromochloromethane	ND	ug/L	0.50	1		10/09/20 12:20	74-97-5	
Bromodichloromethane	ND	ug/L	0.50	1		10/09/20 12:20	75-27-4	
Bromoform	ND	ug/L	0.50	1		10/09/20 12:20	75-25-2	
Bromomethane	ND	ug/L	5.0	1		10/09/20 12:20	74-83-9	
n-Butylbenzene	ND	ug/L	0.50	1		10/09/20 12:20	104-51-8	
sec-Butylbenzene	ND	ug/L	0.50	1		10/09/20 12:20	135-98-8	
tert-Butylbenzene	ND	ug/L	0.50	1		10/09/20 12:20	98-06-6	
Carbon tetrachloride	ND	ug/L	0.50	1		10/09/20 12:20	56-23-5	
Chlorobenzene	ND	ug/L	0.50	1		10/09/20 12:20	108-90-7	
Chloroethane	ND	ug/L	1.0	1		10/09/20 12:20	75-00-3	
Chloroform	ND	ug/L	0.50	1		10/09/20 12:20	67-66-3	
Chloromethane	ND	ug/L	1.0	1		10/09/20 12:20	74-87-3	
2-Chlorotoluene	ND	ug/L	0.50	1		10/09/20 12:20	95-49-8	
4-Chlorotoluene	ND	ug/L	0.50	1		10/09/20 12:20	106-43-4	
1,2-Dibromo-3-chloropropane	ND	ug/L	1.0	1		10/09/20 12:20	96-12-8	
Dibromochloromethane	ND	ug/L	0.50	1		10/09/20 12:20	124-48-1	
1,2-Dibromoethane (EDB)	ND	ug/L	0.50	1		10/09/20 12:20	106-93-4	
Dibromomethane	ND	ug/L	0.50	1		10/09/20 12:20	74-95-3	
1,2-Dichlorobenzene	ND	ug/L	0.50	1		10/09/20 12:20	95-50-1	
1,3-Dichlorobenzene	ND	ug/L	0.50	1		10/09/20 12:20	541-73-1	
1,4-Dichlorobenzene	ND	ug/L	0.50	1		10/09/20 12:20	106-46-7	
Dichlorodifluoromethane	ND	ug/L	0.50	1		10/09/20 12:20	75-71-8	
1,1-Dichloroethane	ND	ug/L	0.50	1		10/09/20 12:20	75-34-3	
1,2-Dichloroethane	ND	ug/L	0.50	1		10/09/20 12:20	107-06-2	
1,1-Dichloroethene	ND	ug/L	0.50	1		10/09/20 12:20	75-35-4	
cis-1,2-Dichloroethene	ND	ug/L	0.50	1		10/09/20 12:20	156-59-2	
trans-1,2-Dichloroethene	ND	ug/L	0.50	1		10/09/20 12:20	156-60-5	
1,2-Dichloropropane	ND	ug/L	0.50	1		10/09/20 12:20	78-87-5	
1,3-Dichloropropane	ND	ug/L	0.50	1		10/09/20 12:20	142-28-9	
2,2-Dichloropropane	ND	ug/L	0.50	1		10/09/20 12:20	594-20-7	

REPORT OF LABORATORY ANALYSIS

This report shall not be reproduced, except in full,
without the written consent of Pace Analytical Services, LLC.

Pace Analytical Services, LLC
9800 Kincey Ave. Suite 100
Huntersville, NC 28078
(704)875-9092

ANALYTICAL RESULTS

Project: 2020-LI-2448 Incident
Pace Project No.: 92499663

Sample: 14401_HC_RD_20201008 **Lab ID: 92499663001** Collected: 10/08/20 15:45 Received: 10/08/20 17:54 Matrix: Water

Parameters	Results	Units	Report Limit	DF	Prepared	Analyzed	CAS No.	Qual
6200B MSV	Analytical Method: SM 6200B Pace Analytical Services - Charlotte							
1,1-Dichloropropene	ND	ug/L	0.50	1		10/09/20 12:20	563-58-6	
cis-1,3-Dichloropropene	ND	ug/L	0.50	1		10/09/20 12:20	10061-01-5	
trans-1,3-Dichloropropene	ND	ug/L	0.50	1		10/09/20 12:20	10061-02-6	
Diisopropyl ether	ND	ug/L	0.50	1		10/09/20 12:20	108-20-3	
Ethylbenzene	ND	ug/L	0.50	1		10/09/20 12:20	100-41-4	
Hexachloro-1,3-butadiene	ND	ug/L	2.0	1		10/09/20 12:20	87-68-3	
Isopropylbenzene (Cumene)	ND	ug/L	0.50	1		10/09/20 12:20	98-82-8	
Methylene Chloride	ND	ug/L	2.0	1		10/09/20 12:20	75-09-2	
Methyl-tert-butyl ether	ND	ug/L	0.50	1		10/09/20 12:20	1634-04-4	
Naphthalene	ND	ug/L	2.0	1		10/09/20 12:20	91-20-3	
n-Propylbenzene	ND	ug/L	0.50	1		10/09/20 12:20	103-65-1	
Styrene	ND	ug/L	0.50	1		10/09/20 12:20	100-42-5	
1,1,1,2-Tetrachloroethane	ND	ug/L	0.50	1		10/09/20 12:20	630-20-6	
1,1,2,2-Tetrachloroethane	ND	ug/L	0.50	1		10/09/20 12:20	79-34-5	
Tetrachloroethene	ND	ug/L	0.50	1		10/09/20 12:20	127-18-4	
Toluene	ND	ug/L	0.50	1		10/09/20 12:20	108-88-3	
1,2,3-Trichlorobenzene	ND	ug/L	2.0	1		10/09/20 12:20	87-61-6	
1,2,4-Trichlorobenzene	ND	ug/L	2.0	1		10/09/20 12:20	120-82-1	
1,1,1-Trichloroethane	ND	ug/L	0.50	1		10/09/20 12:20	71-55-6	
1,1,2-Trichloroethane	ND	ug/L	0.50	1		10/09/20 12:20	79-00-5	
Trichloroethene	ND	ug/L	0.50	1		10/09/20 12:20	79-01-6	
Trichlorofluoromethane	ND	ug/L	1.0	1		10/09/20 12:20	75-69-4	
1,2,3-Trichloropropane	ND	ug/L	0.50	1		10/09/20 12:20	96-18-4	
1,2,4-Trimethylbenzene	ND	ug/L	0.50	1		10/09/20 12:20	95-63-6	
1,3,5-Trimethylbenzene	ND	ug/L	0.50	1		10/09/20 12:20	108-67-8	
Vinyl chloride	ND	ug/L	1.0	1		10/09/20 12:20	75-01-4	
m&p-Xylene	ND	ug/L	1.0	1		10/09/20 12:20	179601-23-1	
o-Xylene	ND	ug/L	0.50	1		10/09/20 12:20	95-47-6	
Surrogates								
1,2-Dichloroethane-d4 (S)	92	%	70-130	1		10/09/20 12:20	17060-07-0	
4-Bromofluorobenzene (S)	96	%	70-130	1		10/09/20 12:20	460-00-4	
Toluene-d8 (S)	76	%	70-130	1		10/09/20 12:20	2037-26-5	

REPORT OF LABORATORY ANALYSIS

This report shall not be reproduced, except in full,
without the written consent of Pace Analytical Services, LLC.

Pace Analytical Services, LLC
9800 Kincey Ave. Suite 100
Huntersville, NC 28078
(704)875-9092

QUALITY CONTROL DATA

Project: 2020-LI-2448 Incident
Pace Project No.: 92499663

QC Batch: 1557958
QC Batch Method: MADEPV
Analysis Method: MADEP VPH
Analysis Description: MADEPV
Laboratory: Pace National - Mt. Juliet

Associated Lab Samples: 92499663001

METHOD BLANK: R3581724-3 Matrix: Water
Associated Lab Samples: 92499663001

Parameter	Units	Blank Result	Reporting Limit	Analyzed	Qualifiers
Aliphatic (C05-C08)	ug/L	ND	100	10/12/20 13:32	
Aliphatic (C09-C12)	ug/L	ND	100	10/12/20 13:32	
Aromatic (C09-C10),Unadjusted	ug/L	ND	100	10/12/20 13:32	
Total VPH	ug/L	ND	100	10/12/20 13:32	
2,5-Dibromotoluene (FID)	%	87.3	70.0-130	10/12/20 13:32	
2,5-Dibromotoluene (PID)	%	79.7	70.0-130	10/12/20 13:32	

LABORATORY CONTROL SAMPLE & LCSD: R3581724-1 R3581724-2

Parameter	Units	Spike Conc.	LCS Result	LCSD Result	LCS % Rec	LCSD % Rec	% Rec Limits	RPD	Max RPD	Qualifiers
Aliphatic (C05-C08)	ug/L	1200	1180	1190	98.3	99.2	70.0-130	0.844	25	
Aliphatic (C09-C12)	ug/L	1400	1490	1450	106	104	70.0-130	2.72	25	
Aromatic (C09-C10),Unadjusted	ug/L	200	190	229	95.0	115	70.0-130	18.6	25	
Total VPH	ug/L	2800	2860	2870	102	103	70.0-130	0.349	25	
2,5-Dibromotoluene (FID)	%				97.1	97.4	70.0-130			
2,5-Dibromotoluene (PID)	%				87.6	87.2	70.0-130			

Results presented on this page are in the units indicated by the "Units" column except where an alternate unit is presented to the right of the result.

REPORT OF LABORATORY ANALYSIS

This report shall not be reproduced, except in full,
without the written consent of Pace Analytical Services, LLC.

Pace Analytical Services, LLC
9800 Kincey Ave. Suite 100
Huntersville, NC 28078
(704)875-9092

QUALITY CONTROL DATA

Project: 2020-LI-2448 Incident
Pace Project No.: 92499663

QC Batch: 572009
QC Batch Method: EPA 3010A
Analysis Method: EPA 6010D
Analysis Description: 6010 MET
Laboratory: Pace Analytical Services - Asheville
Associated Lab Samples: 92499663001

METHOD BLANK: 3029866 Matrix: Water
Associated Lab Samples: 92499663001

Parameter	Units	Blank Result	Reporting Limit	Analyzed	Qualifiers
Lead	ug/L	5.4	5.0	10/09/20 07:58	P8

LABORATORY CONTROL SAMPLE: 3029867

Parameter	Units	Spike Conc.	LCS Result	LCS % Rec	% Rec Limits	Qualifiers
Lead	ug/L	500	459	92	80-120	

MATRIX SPIKE & MATRIX SPIKE DUPLICATE: 3029868 3029869

Parameter	Units	92499661001 Result	MS Spike Conc.	MSD Spike Conc.	MS Result	MSD Result	MS % Rec	MSD % Rec	% Rec Limits	RPD	Qual
Lead	ug/L	ND	500	500	490	503	98	101	75-125	3	

Results presented on this page are in the units indicated by the "Units" column except where an alternate unit is presented to the right of the result.

REPORT OF LABORATORY ANALYSIS

This report shall not be reproduced, except in full,
without the written consent of Pace Analytical Services, LLC.

Pace Analytical Services, LLC
9800 Kincey Ave. Suite 100
Huntersville, NC 28078
(704)875-9092

QUALITY CONTROL DATA

Project: 2020-LI-2448 Incident
Pace Project No.: 92499663

QC Batch: 572111
QC Batch Method: SM 6200B
Analysis Method: SM 6200B
Analysis Description: 6200B MSV
Laboratory: Pace Analytical Services - Charlotte

Associated Lab Samples: 92499663001

METHOD BLANK: 3030108 Matrix: Water
Associated Lab Samples: 92499663001

Parameter	Units	Blank Result	Reporting Limit	Analyzed	Qualifiers
1,1,1,2-Tetrachloroethane	ug/L	ND	0.50	10/09/20 10:15	
1,1,1-Trichloroethane	ug/L	ND	0.50	10/09/20 10:15	
1,1,2,2-Tetrachloroethane	ug/L	ND	0.50	10/09/20 10:15	
1,1,2-Trichloroethane	ug/L	ND	0.50	10/09/20 10:15	
1,1-Dichloroethane	ug/L	ND	0.50	10/09/20 10:15	
1,1-Dichloroethene	ug/L	ND	0.50	10/09/20 10:15	
1,1-Dichloropropene	ug/L	ND	0.50	10/09/20 10:15	
1,2,3-Trichlorobenzene	ug/L	ND	2.0	10/09/20 10:15	
1,2,3-Trichloropropane	ug/L	ND	0.50	10/09/20 10:15	
1,2,4-Trichlorobenzene	ug/L	ND	2.0	10/09/20 10:15	
1,2,4-Trimethylbenzene	ug/L	ND	0.50	10/09/20 10:15	
1,2-Dibromo-3-chloropropane	ug/L	ND	1.0	10/09/20 10:15	
1,2-Dibromoethane (EDB)	ug/L	ND	0.50	10/09/20 10:15	
1,2-Dichlorobenzene	ug/L	ND	0.50	10/09/20 10:15	
1,2-Dichloroethane	ug/L	ND	0.50	10/09/20 10:15	
1,2-Dichloropropane	ug/L	ND	0.50	10/09/20 10:15	
1,3,5-Trimethylbenzene	ug/L	ND	0.50	10/09/20 10:15	
1,3-Dichlorobenzene	ug/L	ND	0.50	10/09/20 10:15	
1,3-Dichloropropane	ug/L	ND	0.50	10/09/20 10:15	
1,4-Dichlorobenzene	ug/L	ND	0.50	10/09/20 10:15	
2,2-Dichloropropane	ug/L	ND	0.50	10/09/20 10:15	
2-Chlorotoluene	ug/L	ND	0.50	10/09/20 10:15	
4-Chlorotoluene	ug/L	ND	0.50	10/09/20 10:15	
Benzene	ug/L	ND	0.50	10/09/20 10:15	
Bromobenzene	ug/L	ND	0.50	10/09/20 10:15	
Bromochloromethane	ug/L	ND	0.50	10/09/20 10:15	
Bromodichloromethane	ug/L	ND	0.50	10/09/20 10:15	
Bromoform	ug/L	ND	0.50	10/09/20 10:15	
Bromomethane	ug/L	ND	5.0	10/09/20 10:15	
Carbon tetrachloride	ug/L	ND	0.50	10/09/20 10:15	
Chlorobenzene	ug/L	ND	0.50	10/09/20 10:15	
Chloroethane	ug/L	ND	1.0	10/09/20 10:15	
Chloroform	ug/L	ND	0.50	10/09/20 10:15	
Chloromethane	ug/L	ND	1.0	10/09/20 10:15	
cis-1,2-Dichloroethene	ug/L	ND	0.50	10/09/20 10:15	
cis-1,3-Dichloropropene	ug/L	ND	0.50	10/09/20 10:15	
Dibromochloromethane	ug/L	ND	0.50	10/09/20 10:15	
Dibromomethane	ug/L	ND	0.50	10/09/20 10:15	
Dichlorodifluoromethane	ug/L	ND	0.50	10/09/20 10:15	
Diisopropyl ether	ug/L	ND	0.50	10/09/20 10:15	

Results presented on this page are in the units indicated by the "Units" column except where an alternate unit is presented to the right of the result.

REPORT OF LABORATORY ANALYSIS

This report shall not be reproduced, except in full,
without the written consent of Pace Analytical Services, LLC.

Pace Analytical Services, LLC
9800 Kincey Ave. Suite 100
Huntersville, NC 28078
(704)875-9092

QUALITY CONTROL DATA

Project: 2020-LI-2448 Incident
Pace Project No.: 92499663

METHOD BLANK: 3030108 Matrix: Water
Associated Lab Samples: 92499663001

Parameter	Units	Blank Result	Reporting Limit	Analyzed	Qualifiers
Ethylbenzene	ug/L	ND	0.50	10/09/20 10:15	
Hexachloro-1,3-butadiene	ug/L	ND	2.0	10/09/20 10:15	
Isopropylbenzene (Cumene)	ug/L	ND	0.50	10/09/20 10:15	
m&p-Xylene	ug/L	ND	1.0	10/09/20 10:15	
Methyl-tert-butyl ether	ug/L	ND	0.50	10/09/20 10:15	
Methylene Chloride	ug/L	ND	2.0	10/09/20 10:15	
n-Butylbenzene	ug/L	ND	0.50	10/09/20 10:15	
n-Propylbenzene	ug/L	ND	0.50	10/09/20 10:15	
Naphthalene	ug/L	ND	2.0	10/09/20 10:15	
o-Xylene	ug/L	ND	0.50	10/09/20 10:15	
sec-Butylbenzene	ug/L	ND	0.50	10/09/20 10:15	
Styrene	ug/L	ND	0.50	10/09/20 10:15	
tert-Butylbenzene	ug/L	ND	0.50	10/09/20 10:15	
Tetrachloroethene	ug/L	ND	0.50	10/09/20 10:15	
Toluene	ug/L	ND	0.50	10/09/20 10:15	
trans-1,2-Dichloroethene	ug/L	ND	0.50	10/09/20 10:15	
trans-1,3-Dichloropropene	ug/L	ND	0.50	10/09/20 10:15	
Trichloroethene	ug/L	ND	0.50	10/09/20 10:15	
Trichlorofluoromethane	ug/L	ND	1.0	10/09/20 10:15	
Vinyl chloride	ug/L	ND	1.0	10/09/20 10:15	
1,2-Dichloroethane-d4 (S)	%	86	70-130	10/09/20 10:15	
4-Bromofluorobenzene (S)	%	97	70-130	10/09/20 10:15	
Toluene-d8 (S)	%	96	70-130	10/09/20 10:15	

LABORATORY CONTROL SAMPLE: 3030109

Parameter	Units	Spike Conc.	LCS Result	LCS % Rec	% Rec Limits	Qualifiers
1,1,1,2-Tetrachloroethane	ug/L	50	50.7	101	60-140	
1,1,1-Trichloroethane	ug/L	50	43.1	86	60-140	
1,1,2,2-Tetrachloroethane	ug/L	50	50.7	101	60-140	
1,1,2-Trichloroethane	ug/L	50	45.5	91	60-140	
1,1-Dichloroethane	ug/L	50	41.1	82	60-140	
1,1-Dichloroethene	ug/L	50	42.6	85	60-140	
1,1-Dichloropropene	ug/L	50	43.0	86	60-140	
1,2,3-Trichlorobenzene	ug/L	50	51.5	103	60-140	
1,2,3-Trichloropropane	ug/L	50	52.0	104	60-140	
1,2,4-Trichlorobenzene	ug/L	50	52.3	105	60-140	
1,2,4-Trimethylbenzene	ug/L	50	47.5	95	60-140	
1,2-Dibromo-3-chloropropane	ug/L	50	52.2	104	60-140	
1,2-Dibromoethane (EDB)	ug/L	50	50.2	100	60-140	
1,2-Dichlorobenzene	ug/L	50	50.4	101	60-140	
1,2-Dichloroethane	ug/L	50	39.6	79	60-140	
1,2-Dichloropropane	ug/L	50	46.4	93	60-140	
1,3,5-Trimethylbenzene	ug/L	50	48.3	97	60-140	

Results presented on this page are in the units indicated by the "Units" column except where an alternate unit is presented to the right of the result.

REPORT OF LABORATORY ANALYSIS

This report shall not be reproduced, except in full,
without the written consent of Pace Analytical Services, LLC.

Pace Analytical Services, LLC
9800 Kincey Ave. Suite 100
Huntersville, NC 28078
(704)875-9092

QUALITY CONTROL DATA

Project: 2020-LI-2448 Incident
Pace Project No.: 92499663

LABORATORY CONTROL SAMPLE: 3030109

Parameter	Units	Spike Conc.	LCS Result	LCS % Rec	% Rec Limits	Qualifiers
1,3-Dichlorobenzene	ug/L	50	48.8	98	60-140	
1,3-Dichloropropane	ug/L	50	49.7	99	60-140	
1,4-Dichlorobenzene	ug/L	50	49.4	99	60-140	
2,2-Dichloropropane	ug/L	50	44.9	90	60-140	
2-Chlorotoluene	ug/L	50	50.8	102	60-140	
4-Chlorotoluene	ug/L	50	48.6	97	60-140	
Benzene	ug/L	50	46.6	93	60-140	
Bromobenzene	ug/L	50	47.6	95	60-140	
Bromochloromethane	ug/L	50	41.8	84	60-140	
Bromodichloromethane	ug/L	50	44.5	89	60-140	
Bromoform	ug/L	50	47.6	95	60-140	
Bromomethane	ug/L	50	34.4	69	60-140	
Carbon tetrachloride	ug/L	50	46.0	92	60-140	
Chlorobenzene	ug/L	50	50.0	100	60-140	
Chloroethane	ug/L	50	30.1	60	60-140	
Chloroform	ug/L	50	44.3	89	60-140	
Chloromethane	ug/L	50	31.9	64	60-140	
cis-1,2-Dichloroethene	ug/L	50	39.1	78	60-140	
cis-1,3-Dichloropropene	ug/L	50	48.3	97	60-140	
Dibromochloromethane	ug/L	50	50.1	100	60-140	
Dibromomethane	ug/L	50	46.3	93	60-140	
Dichlorodifluoromethane	ug/L	50	32.6	65	60-140	
Diisopropyl ether	ug/L	50	37.2	74	60-140	
Ethylbenzene	ug/L	50	49.2	98	60-140	
Hexachloro-1,3-butadiene	ug/L	50	52.6	105	60-140	
Isopropylbenzene (Cumene)	ug/L	50	50.6	101	60-140	
m&p-Xylene	ug/L	100	101	101	60-140	
Methyl-tert-butyl ether	ug/L	50	39.6	79	60-140	
Methylene Chloride	ug/L	50	38.4	77	60-140	
n-Butylbenzene	ug/L	50	51.2	102	60-140	
n-Propylbenzene	ug/L	50	48.6	97	60-140	
Naphthalene	ug/L	50	52.7	105	60-140	
o-Xylene	ug/L	50	49.4	99	60-140	
sec-Butylbenzene	ug/L	50	48.9	98	60-140	
Styrene	ug/L	50	51.2	102	60-140	
tert-Butylbenzene	ug/L	50	41.9	84	60-140	
Tetrachloroethene	ug/L	50	46.1	92	60-140	
Toluene	ug/L	50	45.9	92	60-140	
trans-1,2-Dichloroethene	ug/L	50	41.0	82	60-140	
trans-1,3-Dichloropropene	ug/L	50	47.6	95	60-140	
Trichloroethene	ug/L	50	46.6	93	60-140	
Trichlorofluoromethane	ug/L	50	34.0	68	60-140	
Vinyl chloride	ug/L	50	35.8	72	60-140	
1,2-Dichloroethane-d4 (S)	%			86	70-130	
4-Bromofluorobenzene (S)	%			103	70-130	
Toluene-d8 (S)	%			97	70-130	

Results presented on this page are in the units indicated by the "Units" column except where an alternate unit is presented to the right of the result.

REPORT OF LABORATORY ANALYSIS

This report shall not be reproduced, except in full,
without the written consent of Pace Analytical Services, LLC.

Pace Analytical Services, LLC
9800 Kincey Ave. Suite 100
Huntersville, NC 28078
(704)875-9092

QUALITY CONTROL DATA

Project: 2020-LI-2448 Incident
Pace Project No.: 92499663

MATRIX SPIKE & MATRIX SPIKE DUPLICATE: 3030110 3030111

Parameter	Units	92499587017 Result	MS Spike Conc.	MSD Spike Conc.	MS Result	MSD Result	MS % Rec	MSD % Rec	% Rec Limits	RPD	Qual
1,1,1,2-Tetrachloroethane	ug/L	ND	20	20	21.0	21.0	105	105	60-140	0	
1,1,1-Trichloroethane	ug/L	ND	20	20	18.8	18.8	94	94	60-140	0	
1,1,2,2-Tetrachloroethane	ug/L	ND	20	20	19.8	20.4	99	102	60-140	3	
1,1,2-Trichloroethane	ug/L	ND	20	20	14.8	18.2	74	91	60-140	21	
1,1-Dichloroethane	ug/L	ND	20	20	18.4	18.3	92	91	60-140	1	
1,1-Dichloroethene	ug/L	ND	20	20	20.5	20.9	102	104	60-140	2	
1,1-Dichloropropene	ug/L	ND	20	20	18.7	18.3	94	92	60-140	2	
1,2,3-Trichlorobenzene	ug/L	ND	20	20	18.4	19.8	92	99	60-140	7	
1,2,3-Trichloropropane	ug/L	ND	20	20	19.4	20.7	97	104	60-140	7	
1,2,4-Trichlorobenzene	ug/L	ND	20	20	18.9	20.2	94	101	60-140	7	
1,2,4-Trimethylbenzene	ug/L	ND	20	20	19.5	20.6	98	103	60-140	5	
1,2-Dibromo-3-chloropropane	ug/L	ND	20	20	19.6	20.1	98	100	60-140	2	
1,2-Dibromoethane (EDB)	ug/L	ND	20	20	21.0	21.0	105	105	60-140	0	
1,2-Dichlorobenzene	ug/L	ND	20	20	19.6	20.6	98	103	60-140	5	
1,2-Dichloroethane	ug/L	ND	20	20	16.9	17.0	85	85	60-140	1	
1,2-Dichloropropane	ug/L	ND	20	20	19.4	19.6	97	98	60-140	1	
1,3,5-Trimethylbenzene	ug/L	ND	20	20	20.2	21.4	101	107	60-140	6	
1,3-Dichlorobenzene	ug/L	ND	20	20	19.5	20.3	97	101	60-140	4	
1,3-Dichloropropane	ug/L	ND	20	20	21.1	21.4	105	107	60-140	2	
1,4-Dichlorobenzene	ug/L	ND	20	20	19.5	20.8	98	104	60-140	6	
2,2-Dichloropropane	ug/L	ND	20	20	19.2	19.1	96	95	60-140	1	
2-Chlorotoluene	ug/L	ND	20	20	21.4	22.2	107	111	60-140	4	
4-Chlorotoluene	ug/L	ND	20	20	19.7	20.7	98	104	60-140	5	
Benzene	ug/L	ND	20	20	19.7	19.9	99	99	60-140	1	
Bromobenzene	ug/L	ND	20	20	20.6	21.2	103	106	60-140	3	
Bromochloromethane	ug/L	ND	20	20	17.5	17.6	87	88	60-140	1	
Bromodichloromethane	ug/L	4.1	20	20	22.3	22.9	91	94	60-140	3	
Bromoform	ug/L	ND	20	20	18.5	17.7	93	88	60-140	5	
Bromomethane	ug/L	ND	20	20	11.8	15.4	59	77	60-140	26	M1
Carbon tetrachloride	ug/L	ND	20	20	20.2	19.8	101	99	60-140	2	
Chlorobenzene	ug/L	ND	20	20	21.3	21.2	106	106	60-140	1	
Chloroethane	ug/L	ND	20	20	19.1	18.4	96	92	60-140	4	
Chloroform	ug/L	15.2	20	20	33.9	34.5	94	96	60-140	2	
Chloromethane	ug/L	ND	20	20	13.8	13.3	69	66	60-140	4	
cis-1,2-Dichloroethene	ug/L	ND	20	20	17.2	17.2	86	86	60-140	0	
cis-1,3-Dichloropropene	ug/L	ND	20	20	18.8	19.5	94	98	60-140	4	
Dibromochloromethane	ug/L	1.3	20	20	22.4	22.4	106	105	60-140	0	
Dibromomethane	ug/L	ND	20	20	19.2	19.4	96	97	60-140	1	
Dichlorodifluoromethane	ug/L	ND	20	20	14.0	13.6	70	68	60-140	2	
Diisopropyl ether	ug/L	ND	20	20	16.4	16.2	82	81	60-140	1	
Ethylbenzene	ug/L	ND	20	20	20.7	20.9	104	105	60-140	1	
Hexachloro-1,3-butadiene	ug/L	ND	20	20	21.3	21.6	107	108	60-140	2	
Isopropylbenzene (Cumene)	ug/L	ND	20	20	21.1	21.3	106	107	60-140	1	
m&p-Xylene	ug/L	ND	40	40	42.7	42.7	107	107	60-140	0	
Methyl-tert-butyl ether	ug/L	ND	20	20	16.7	16.8	83	84	60-140	1	
Methylene Chloride	ug/L	ND	20	20	17.3	17.8	86	89	60-140	3	

Results presented on this page are in the units indicated by the "Units" column except where an alternate unit is presented to the right of the result.

REPORT OF LABORATORY ANALYSIS

This report shall not be reproduced, except in full,
without the written consent of Pace Analytical Services, LLC.

Pace Analytical Services, LLC
9800 Kincey Ave. Suite 100
Huntersville, NC 28078
(704)875-9092

QUALITY CONTROL DATA

Project: 2020-LI-2448 Incident
Pace Project No.: 92499663

MATRIX SPIKE & MATRIX SPIKE DUPLICATE: 3030110 3030111

Parameter	Units	92499587017 Result	MS Spike Conc.	MSD Spike Conc.	MS Result	MSD Result	MS % Rec	MSD % Rec	% Rec Limits	RPD	Qual
n-Butylbenzene	ug/L	ND	20	20	19.6	20.9	98	105	60-140	7	
n-Propylbenzene	ug/L	ND	20	20	20.2	21.7	101	109	60-140	7	
Naphthalene	ug/L	ND	20	20	17.6	19.4	88	97	60-140	10	
o-Xylene	ug/L	ND	20	20	21.1	21.1	105	105	60-140	0	
sec-Butylbenzene	ug/L	ND	20	20	20.2	21.7	101	109	60-140	7	
Styrene	ug/L	ND	20	20	20.2	20.4	101	102	60-140	1	
tert-Butylbenzene	ug/L	ND	20	20	17.9	18.9	90	95	60-140	5	
Tetrachloroethene	ug/L	ND	20	20	21.6	19.9	108	100	60-140	8	
Toluene	ug/L	ND	20	20	18.7	19.4	92	95	60-140	4	
trans-1,2-Dichloroethene	ug/L	ND	20	20	18.7	18.8	94	94	60-140	0	
trans-1,3-Dichloropropene	ug/L	ND	20	20	14.5	18.9	73	94	60-140	26	
Trichloroethene	ug/L	ND	20	20	19.9	20.3	100	101	60-140	2	
Trichlorofluoromethane	ug/L	ND	20	20	17.4	17.5	87	88	60-140	1	
Vinyl chloride	ug/L	ND	20	20	16.3	15.9	81	79	60-140	2	
1,2-Dichloroethane-d4 (S)	%						89	97	70-130		
4-Bromofluorobenzene (S)	%						97	98	70-130		
Toluene-d8 (S)	%						91	95	70-130		

Results presented on this page are in the units indicated by the "Units" column except where an alternate unit is presented to the right of the result.

REPORT OF LABORATORY ANALYSIS

This report shall not be reproduced, except in full,
without the written consent of Pace Analytical Services, LLC.

Pace Analytical Services, LLC
9800 Kincey Ave. Suite 100
Huntersville, NC 28078
(704)875-9092

QUALIFIERS

Project: 2020-LI-2448 Incident
Pace Project No.: 92499663

DEFINITIONS

DF - Dilution Factor, if reported, represents the factor applied to the reported data due to dilution of the sample aliquot.

ND - Not Detected at or above adjusted reporting limit.

TNTC - Too Numerous To Count

J - Estimated concentration above the adjusted method detection limit and below the adjusted reporting limit.

MDL - Adjusted Method Detection Limit.

PQL - Practical Quantitation Limit.

RL - Reporting Limit - The lowest concentration value that meets project requirements for quantitative data with known precision and bias for a specific analyte in a specific matrix.

S - Surrogate

1,2-Diphenylhydrazine decomposes to and cannot be separated from Azobenzene using Method 8270. The result for each analyte is a combined concentration.

Consistent with EPA guidelines, unrounded data are displayed and have been used to calculate % recovery and RPD values.

LCS(D) - Laboratory Control Sample (Duplicate)

MS(D) - Matrix Spike (Duplicate)

DUP - Sample Duplicate

RPD - Relative Percent Difference

NC - Not Calculable.

SG - Silica Gel - Clean-Up

U - Indicates the compound was analyzed for, but not detected.

Acid preservation may not be appropriate for 2 Chloroethylvinyl ether.

A separate vial preserved to a pH of 4-5 is recommended in SW846 Chapter 4 for the analysis of Acrolein and Acrylonitrile by EPA Method 8260.

N-Nitrosodiphenylamine decomposes and cannot be separated from Diphenylamine using Method 8270. The result reported for each analyte is a combined concentration.

Pace Analytical is TNI accredited. Contact your Pace PM for the current list of accredited analytes.

TNI - The NELAC Institute.

ANALYTE QUALIFIERS

M1	Matrix spike recovery exceeded QC limits. Batch accepted based on laboratory control sample (LCS) recovery.
P8	Analyte was detected in the method blank. All associated samples had concentrations of at least ten times greater than the blank or were below the reporting limit.

This report shall not be reproduced, except in full,
without the written consent of Pace Analytical Services, LLC.

Pace Analytical Services, LLC
9800 Kincey Ave. Suite 100
Huntersville, NC 28078
(704)875-9092

QUALITY CONTROL DATA CROSS REFERENCE TABLE

Project: 2020-LI-2448 Incident
Pace Project No.: 92499663

Lab ID	Sample ID	QC Batch Method	QC Batch	Analytical Method	Analytical Batch
92499663001	**14401_HC_RD_20201008**	MADEPV	1557958	MADEP VPH	1557958
92499663001	**14401_HC_RD_20201008**	EPA 3010A	572009	EPA 6010D	572041
92499663001	**14401_HC_RD_20201008**	SM 6200B	572111		

This report shall not be reproduced, except in full,
without the written consent of Pace Analytical Services, LLC.

CHAIN-OF-CUSTODY Analytical Request Document

Pace Analytical

Chain-of-Custody is a LEGAL DOCUMENT - Complete all relevent fields

LAB USE ... umber or

WO# : 92499663

92499663

Contain

** Preservative Types: (1) nitric acid, (2) sulfuric acid, (3) hydrochloric acid, (4) sodium hydroxide, (5) zinc acetate, (6) methanol, (7) sodium bisulfate, (8) sodium thiosulfate, (9) hexane, (A) ascorbic acid, (B) ammonium sulfate, (C) ammonium hydroxide, (D) TSP, (U) Unpreserved, (O) Other _____

Company: Apex Companies	Billing Information:
Address:	
Report To: Andrew Street	Email To: Andrew.Street@apexcos.com
Copy To:	Site Collection Info/Address: 14401 Huntersville Concord Rd
Customer Project Name/Number: 2020-LI-2448 Incident	State: NC County/City: Huntersville Time Zone Collected: [ ] PT [ ] MT [ ] CT [ ] ET
Phone: Email:	Site/Facility ID #: Compliance Monitoring? [ ] Yes [ ] No
Collected By (print): Naomi Fretz	Purchase Order #: Quote #: DW PWS ID #: DW Location Code:
Collected By (signature): Naomi Fretz	Turnaround Date Required: ASAP Immediately Packed on Ice: [ ] Yes [ ] No
Sample Disposal: [ ] Dispose as appropriate [ ] Return [ ] Archive: _____ [ ] Hold: _____	Rush: [ ] Same Day [ ] Next Day [ ] 2 Day [ ] 3 Day [ ] 4 Day [ ] 5 Day (Expedite Charges Apply) Field Filtered (if applicable): [ ] Yes [ ] No Analysis: _____

* Matrix Codes (Insert in Matrix box below): Drinking Water (DW), Ground Water (GW), Wastewater (WW), Product (P), Soil/Solid (SL), Oil (OL), Wipe (WP), Air (AR), Tissue (TS), Bioassay (B), Vapor (V), Other (OT)

Customer Sample ID	Matrix *	Comp / Grab	Collected (or Composite Start) Date	Collected (or Composite Start) Time	Composite End Date	Composite End Time	Res Cl	# of Ctns	VOCs 6200B	MADEP VPH	Lead									Lab Sample # / Comments
14401_HC_BD_20201008	DW	G	10/08/20	1545				8	X	X	X									92499663 001

Analyses

Lab Profile/Line:

Lab Sample Receipt Checklist:

Custody Seals Present/Intact	Y N NA
Custody Signatures Present	Y N NA
Collector Signature Present	Y N NA
Bottles Intact	Y N NA
Correct Bottles	Y N NA
Sufficient Volume	Y N NA
Samples Received on Ice	Y N NA
VOA - Headspace Acceptable	Y N NA
USDA Regulated Soils	Y N NA
Samples in Holding Time	Y N NA
Residual Chlorine Present	Y N NA
Cl Strips: _____	
Sample pH Acceptable	Y N NA
pH Strips: _____	
Sulfide Present	Y N NA
Lead Acetate Strips: _____	

LAB USE ONLY:
Lab Sample # / Comments:

Customer Remarks / Special Conditions / Possible Hazards:

Type of Ice Used: (Wet) Blue Dry None

Packing Material Used:

Radchem sample(s) screened (<500 cpm): Y N (NA)

SHORT HOLDS PRESENT (<72 hours): Y (N) N/A

Lab Tracking #: 2528781

Samples received via: FEDEX UPS (Client) Courier Pace Courier

Lab Sample Temperature Info:
Temp Blank Received: Y (N) NA
Therm ID#: 92067
Cooler 1 Temp Upon Receipt: 5.1 oC
Cooler 1 Therm Corr. Factor: 0 oC
Cooler 1 Corrected Temp: 5.1 oC
Comments:

Relinquished by/Company: (Signature)	Date/Time:	Received by/Company: (Signature)	Date/Time:
Naomi Fretz / Apex	10/8/20 1754	PACE Hor	10.8.20 1754
Relinquished by/Company: (Signature)	Date/Time:	Received by/Company: (Signature)	Date/Time:
Relinquished by/Company: (Signature)	Date/Time:	Received by/Company: (Signature)	Date/Time:

MTJL LAB USE ONLY
Table #:
Acctnum:
Template:
Prelogin:
PM:
PB:

Trip Blank Received: Y (N) NA
HCL MeOH TSP Other

Non Conformance(s): YES / NO

Page: _____ of: _____

Pace Analytical Services, LLC
9800 Kincey Ave. Suite 100
Huntersville, NC 28078
(704)875-9092

October 15, 2020

Andrew Street
Apex Companies - NC
5900 Northwoods Business Pkwy
Suite 5900-0
Charlotte, NC 28269

RE: Project: 2020-LI-2448 Incident
Pace Project No.: 92499665

Dear Andrew Street:

Enclosed are the analytical results for sample(s) received by the laboratory on October 08, 2020. The results relate only to the samples included in this report. Results reported herein conform to the applicable TNI/NELAC Standards and the laboratory's Quality Manual, where applicable, unless otherwise noted in the body of the report.

The test results provided in this final report were generated by each of the following laboratories within the Pace Network:

- Pace National - Mt. Juliet
- Pace Analytical Services - Asheville
- Pace Analytical Services - Charlotte

If you have any questions concerning this report, please feel free to contact me.

Sincerely,

Angela M. Baioni

Angela Baioni
angela.baioni@pacelabs.com
(704)875-9092
Project Manager

Enclosures

cc: J Culbreath, Colonial Pipeline Company
Robert Hughes, Colonial Pipeline
Margaret King, APEX Companies, LLC
Emily Little, Apex Companies
Jeff Morrison, Colonial Pipeline Company
Tom Naumann, APEX Companies - NC
Joe Nicolette, Montrose-EPS
Christopher Schultz, Apex Companies
Alex Testoff, Montrose-EPS
Michael Verdon, Colonial Pipeline Company
JM Wyatt, Colonial Pipeline Company

This report shall not be reproduced, except in full,
without the written consent of Pace Analytical Services, LLC.

Pace Analytical Services, LLC
9800 Kincey Ave. Suite 100
Huntersville, NC 28078
(704)875-9092

CERTIFICATIONS

Project: 2020-LI-2448 Incident
Pace Project No.: 92499665

Pace Analytical Services National
12065 Lebanon Road, Mt. Juliet, TN 37122
Alabama Certification #: 40660
Alaska Certification 17-026
Arizona Certification #: AZ0612
Arkansas Certification #: 88-0469
California Certification #: 2932
Canada Certification #: 1461.01
Colorado Certification #: TN00003
Connecticut Certification #: PH-0197
DOD Certification: #1461.01
EPA# TN00003
Florida Certification #: E87487
Georgia DW Certification #: 923
Georgia Certification: NELAP
Idaho Certification #: TN00003
Illinois Certification #: 200008
Indiana Certification #: C-TN-01
Iowa Certification #: 364
Kansas Certification #: E-10277
Kentucky UST Certification #: 16
Kentucky Certification #: 90010
Louisiana Certification #: AI30792
Louisiana DW Certification #: LA180010
Maine Certification #: TN0002
Maryland Certification #: 324
Massachusetts Certification #: M-TN003
Michigan Certification #: 9958
Minnesota Certification #: 047-999-395
Mississippi Certification #: TN00003
Missouri Certification #: 340
Montana Certification #: CERT0086
Nebraska Certification #: NE-OS-15-05
Nevada Certification #: TN-03-2002-34
New Hampshire Certification #: 2975
New Jersey Certification #: TN002
New Mexico DW Certification
New York Certification #: 11742
North Carolina Aquatic Toxicity Certification #: 41
North Carolina Drinking Water Certification #: 21704
North Carolina Environmental Certificate #: 375
North Dakota Certification #: R-140
Ohio VAP Certification #: CL0069
Oklahoma Certification #: 9915
Oregon Certification #: TN200002
Pennsylvania Certification #: 68-02979
Rhode Island Certification #: LAO00356
South Carolina Certification #: 84004
South Dakota Certification
Tennessee DW/Chem/Micro Certification #: 2006
Texas Mold Certification #: LAB0152
Texas Certification #: T 104704245-17-14
USDA Soil Permit #: P330-15-00234
Utah Certification #: TN00003
Vermont Dept. of Health: ID# VT-2006
Virginia Certification #: VT2006
Virginia Certification #: 460132
Washington Certification #: C847
West Virginia Certification #: 233
Wisconsin Certification #: 998093910
Wyoming UST Certification #: via A2LA 2926.01
A2LA-ISO 17025 Certification #: 1461.01
A2LA-ISO 17025 Certification #: 1461.02
AIHA-LAP/LLC EMLAP Certification #:100789

Pace Analytical Services Charlotte
9800 Kincey Ave. Ste 100, Huntersville, NC 28078
Louisiana/NELAP Certification # LA170028
North Carolina Drinking Water Certification #: 37706
North Carolina Field Services Certification #: 5342
North Carolina Wastewater Certification #: 12
South Carolina Certification #: 99006001
Florida/NELAP Certification #: E87627
Kentucky UST Certification #: 84
Virginia/VELAP Certification #: 460221

Pace Analytical Services Asheville
2225 Riverside Drive, Asheville, NC 28804
Florida/NELAP Certification #: E87648
Massachusetts Certification #: M-NC030
North Carolina Drinking Water Certification #: 37712
North Carolina Wastewater Certification #: 40
South Carolina Certification #: 99030001
Virginia/VELAP Certification #: 460222

REPORT OF LABORATORY ANALYSIS

This report shall not be reproduced, except in full,
without the written consent of Pace Analytical Services, LLC.

Pace Analytical Services, LLC
9800 Kincey Ave. Suite 100
Huntersville, NC 28078
(704)875-9092

SAMPLE ANALYTE COUNT

Project: 2020-LI-2448 Incident
Pace Project No.: 92499665

Lab ID	Sample ID	Method	Analysts	Analytes Reported	Laboratory
92499665001	**13835_AC_RD_20201008**	MADEP VPH	JAH	6	PAN
		EPA 6010D	SH1	1	PASI-A
		SM 6200B	SAS	63	PASI-C

PAN = Pace National - Mt. Juliet
PASI-A = Pace Analytical Services - Asheville
PASI-C = Pace Analytical Services - Charlotte

This report shall not be reproduced, except in full,
without the written consent of Pace Analytical Services, LLC.

Pace Analytical Services, LLC
9800 Kincey Ave. Suite 100
Huntersville, NC 28078
(704)875-9092

ANALYTICAL RESULTS

Project: 2020-LI-2448 Incident
Pace Project No.: 92499665

Sample: 13835_AC_RD_20201008 **Lab ID: 92499665001** Collected: 10/08/20 14:25 Received: 10/08/20 17:54 Matrix: Water

Parameters	Results	Units	Report Limit	DF	Prepared	Analyzed	CAS No.	Qual
MADEPV	Analytical Method: MADEP VPH Preparation Method: MADEPV Pace National - Mt. Juliet							
Aliphatic (C05-C08)	ND	ug/L	100	1	10/13/20 01:08	10/13/20 01:08		
Aliphatic (C09-C12)	ND	ug/L	100	1	10/13/20 01:08	10/13/20 01:08		
Aromatic (C09-C10),Unadjusted	ND	ug/L	100	1	10/13/20 01:08	10/13/20 01:08	TPHC9C10A	
Total VPH	ND	ug/L	100	1	10/13/20 01:08	10/13/20 01:08	VPH	
Surrogates								
2,5-Dibromotoluene (FID)	88.5	%	70.0-130	1	10/13/20 01:08	10/13/20 01:08	615-59-8FID	
2,5-Dibromotoluene (PID)	79.1	%	70.0-130	1	10/13/20 01:08	10/13/20 01:08	615-59-8PID	
6010 MET ICP	Analytical Method: EPA 6010D Preparation Method: EPA 3010A Pace Analytical Services - Asheville							
Lead	ND	ug/L	5.0	1	10/09/20 01:18	10/09/20 08:46	7439-92-1	P8
6200B MSV	Analytical Method: SM 6200B Pace Analytical Services - Charlotte							
Benzene	ND	ug/L	0.50	1		10/09/20 12:38	71-43-2	
Bromobenzene	ND	ug/L	0.50	1		10/09/20 12:38	108-86-1	
Bromochloromethane	ND	ug/L	0.50	1		10/09/20 12:38	74-97-5	
Bromodichloromethane	ND	ug/L	0.50	1		10/09/20 12:38	75-27-4	
Bromoform	ND	ug/L	0.50	1		10/09/20 12:38	75-25-2	
Bromomethane	ND	ug/L	5.0	1		10/09/20 12:38	74-83-9	
n-Butylbenzene	ND	ug/L	0.50	1		10/09/20 12:38	104-51-8	
sec-Butylbenzene	ND	ug/L	0.50	1		10/09/20 12:38	135-98-8	
tert-Butylbenzene	ND	ug/L	0.50	1		10/09/20 12:38	98-06-6	
Carbon tetrachloride	ND	ug/L	0.50	1		10/09/20 12:38	56-23-5	
Chlorobenzene	ND	ug/L	0.50	1		10/09/20 12:38	108-90-7	
Chloroethane	ND	ug/L	1.0	1		10/09/20 12:38	75-00-3	
Chloroform	ND	ug/L	0.50	1		10/09/20 12:38	67-66-3	
Chloromethane	ND	ug/L	1.0	1		10/09/20 12:38	74-87-3	
2-Chlorotoluene	ND	ug/L	0.50	1		10/09/20 12:38	95-49-8	
4-Chlorotoluene	ND	ug/L	0.50	1		10/09/20 12:38	106-43-4	
1,2-Dibromo-3-chloropropane	ND	ug/L	1.0	1		10/09/20 12:38	96-12-8	
Dibromochloromethane	ND	ug/L	0.50	1		10/09/20 12:38	124-48-1	
1,2-Dibromoethane (EDB)	ND	ug/L	0.50	1		10/09/20 12:38	106-93-4	
Dibromomethane	ND	ug/L	0.50	1		10/09/20 12:38	74-95-3	
1,2-Dichlorobenzene	ND	ug/L	0.50	1		10/09/20 12:38	95-50-1	
1,3-Dichlorobenzene	ND	ug/L	0.50	1		10/09/20 12:38	541-73-1	
1,4-Dichlorobenzene	ND	ug/L	0.50	1		10/09/20 12:38	106-46-7	
Dichlorodifluoromethane	ND	ug/L	0.50	1		10/09/20 12:38	75-71-8	
1,1-Dichloroethane	ND	ug/L	0.50	1		10/09/20 12:38	75-34-3	
1,2-Dichloroethane	ND	ug/L	0.50	1		10/09/20 12:38	107-06-2	
1,1-Dichloroethene	ND	ug/L	0.50	1		10/09/20 12:38	75-35-4	
cis-1,2-Dichloroethene	ND	ug/L	0.50	1		10/09/20 12:38	156-59-2	
trans-1,2-Dichloroethene	ND	ug/L	0.50	1		10/09/20 12:38	156-60-5	
1,2-Dichloropropane	ND	ug/L	0.50	1		10/09/20 12:38	78-87-5	
1,3-Dichloropropane	ND	ug/L	0.50	1		10/09/20 12:38	142-28-9	
2,2-Dichloropropane	ND	ug/L	0.50	1		10/09/20 12:38	594-20-7	

REPORT OF LABORATORY ANALYSIS

This report shall not be reproduced, except in full,
without the written consent of Pace Analytical Services, LLC.

Pace Analytical Services, LLC
9800 Kincey Ave. Suite 100
Huntersville, NC 28078
(704)875-9092

ANALYTICAL RESULTS

Project: 2020-LI-2448 Incident
Pace Project No.: 92499665

Sample: 13835_AC_RD_20201008 **Lab ID: 92499665001** Collected: 10/08/20 14:25 Received: 10/08/20 17:54 Matrix: Water

Parameters	Results	Units	Report Limit	DF	Prepared	Analyzed	CAS No.	Qual
6200B MSV	Analytical Method: SM 6200B Pace Analytical Services - Charlotte							
1,1-Dichloropropene	ND	ug/L	0.50	1		10/09/20 12:38	563-58-6	
cis-1,3-Dichloropropene	ND	ug/L	0.50	1		10/09/20 12:38	10061-01-5	
trans-1,3-Dichloropropene	ND	ug/L	0.50	1		10/09/20 12:38	10061-02-6	
Diisopropyl ether	ND	ug/L	0.50	1		10/09/20 12:38	108-20-3	
Ethylbenzene	ND	ug/L	0.50	1		10/09/20 12:38	100-41-4	
Hexachloro-1,3-butadiene	ND	ug/L	2.0	1		10/09/20 12:38	87-68-3	
Isopropylbenzene (Cumene)	ND	ug/L	0.50	1		10/09/20 12:38	98-82-8	
Methylene Chloride	ND	ug/L	2.0	1		10/09/20 12:38	75-09-2	
Methyl-tert-butyl ether	ND	ug/L	0.50	1		10/09/20 12:38	1634-04-4	
Naphthalene	ND	ug/L	2.0	1		10/09/20 12:38	91-20-3	
n-Propylbenzene	ND	ug/L	0.50	1		10/09/20 12:38	103-65-1	
Styrene	ND	ug/L	0.50	1		10/09/20 12:38	100-42-5	
1,1,1,2-Tetrachloroethane	ND	ug/L	0.50	1		10/09/20 12:38	630-20-6	
1,1,2,2-Tetrachloroethane	ND	ug/L	0.50	1		10/09/20 12:38	79-34-5	
Tetrachloroethene	ND	ug/L	0.50	1		10/09/20 12:38	127-18-4	
Toluene	ND	ug/L	0.50	1		10/09/20 12:38	108-88-3	
1,2,3-Trichlorobenzene	ND	ug/L	2.0	1		10/09/20 12:38	87-61-6	
1,2,4-Trichlorobenzene	ND	ug/L	2.0	1		10/09/20 12:38	120-82-1	
1,1,1-Trichloroethane	ND	ug/L	0.50	1		10/09/20 12:38	71-55-6	
1,1,2-Trichloroethane	ND	ug/L	0.50	1		10/09/20 12:38	79-00-5	
Trichloroethene	ND	ug/L	0.50	1		10/09/20 12:38	79-01-6	
Trichlorofluoromethane	ND	ug/L	1.0	1		10/09/20 12:38	75-69-4	
1,2,3-Trichloropropane	ND	ug/L	0.50	1		10/09/20 12:38	96-18-4	
1,2,4-Trimethylbenzene	ND	ug/L	0.50	1		10/09/20 12:38	95-63-6	
1,3,5-Trimethylbenzene	ND	ug/L	0.50	1		10/09/20 12:38	108-67-8	
Vinyl chloride	ND	ug/L	1.0	1		10/09/20 12:38	75-01-4	
m&p-Xylene	ND	ug/L	1.0	1		10/09/20 12:38	179601-23-1	
o-Xylene	ND	ug/L	0.50	1		10/09/20 12:38	95-47-6	
Surrogates								
1,2-Dichloroethane-d4 (S)	86	%	70-130	1		10/09/20 12:38	17060-07-0	
4-Bromofluorobenzene (S)	96	%	70-130	1		10/09/20 12:38	460-00-4	
Toluene-d8 (S)	95	%	70-130	1		10/09/20 12:38	2037-26-5	

REPORT OF LABORATORY ANALYSIS

This report shall not be reproduced, except in full,
without the written consent of Pace Analytical Services, LLC.

Pace Analytical Services, LLC
9800 Kincey Ave. Suite 100
Huntersville, NC 28078
(704)875-9092

QUALITY CONTROL DATA

Project: 2020-LI-2448 Incident
Pace Project No.: 92499665

QC Batch: 1557958
QC Batch Method: MADEPV
Analysis Method: MADEP VPH
Analysis Description: MADEPV
Laboratory: Pace National - Mt. Juliet

Associated Lab Samples: 92499665001

METHOD BLANK: R3581724-3 Matrix: Water
Associated Lab Samples: 92499665001

Parameter	Units	Blank Result	Reporting Limit	Analyzed	Qualifiers
Aliphatic (C05-C08)	ug/L	ND	100	10/12/20 13:32	
Aliphatic (C09-C12)	ug/L	ND	100	10/12/20 13:32	
Aromatic (C09-C10),Unadjusted	ug/L	ND	100	10/12/20 13:32	
Total VPH	ug/L	ND	100	10/12/20 13:32	
2,5-Dibromotoluene (FID)	%	87.3	70.0-130	10/12/20 13:32	
2,5-Dibromotoluene (PID)	%	79.7	70.0-130	10/12/20 13:32	

LABORATORY CONTROL SAMPLE & LCSD: R3581724-1 R3581724-2

Parameter	Units	Spike Conc.	LCS Result	LCSD Result	LCS % Rec	LCSD % Rec	% Rec Limits	RPD	Max RPD	Qualifiers
Aliphatic (C05-C08)	ug/L	1200	1180	1190	98.3	99.2	70.0-130	0.844	25	
Aliphatic (C09-C12)	ug/L	1400	1490	1450	106	104	70.0-130	2.72	25	
Aromatic (C09-C10),Unadjusted	ug/L	200	190	229	95.0	115	70.0-130	18.6	25	
Total VPH	ug/L	2800	2860	2870	102	103	70.0-130	0.349	25	
2,5-Dibromotoluene (FID)	%				97.1	97.4	70.0-130			
2,5-Dibromotoluene (PID)	%				87.6	87.2	70.0-130			

Results presented on this page are in the units indicated by the "Units" column except where an alternate unit is presented to the right of the result.

REPORT OF LABORATORY ANALYSIS

This report shall not be reproduced, except in full,
without the written consent of Pace Analytical Services, LLC.

Pace Analytical Services, LLC
9800 Kincey Ave. Suite 100
Huntersville, NC 28078
(704)875-9092

QUALITY CONTROL DATA

Project: 2020-LI-2448 Incident
Pace Project No.: 92499665

QC Batch: 572009
QC Batch Method: EPA 3010A
Analysis Method: EPA 6010D
Analysis Description: 6010 MET
Laboratory: Pace Analytical Services - Asheville
Associated Lab Samples: 92499665001

METHOD BLANK: 3029866 Matrix: Water
Associated Lab Samples: 92499665001

Parameter	Units	Blank Result	Reporting Limit	Analyzed	Qualifiers
Lead	ug/L	5.4	5.0	10/09/20 07:58	P8

LABORATORY CONTROL SAMPLE: 3029867

Parameter	Units	Spike Conc.	LCS Result	LCS % Rec	% Rec Limits	Qualifiers
Lead	ug/L	500	459	92	80-120	

MATRIX SPIKE & MATRIX SPIKE DUPLICATE: 3029868 3029869

Parameter	Units	92499661001 Result	MS Spike Conc.	MSD Spike Conc.	MS Result	MSD Result	MS % Rec	MSD % Rec	% Rec Limits	RPD	Qual
Lead	ug/L	ND	500	500	490	503	98	101	75-125	3	

Results presented on this page are in the units indicated by the "Units" column except where an alternate unit is presented to the right of the result.

REPORT OF LABORATORY ANALYSIS

This report shall not be reproduced, except in full,
without the written consent of Pace Analytical Services, LLC.

Pace Analytical Services, LLC
9800 Kincey Ave. Suite 100
Huntersville, NC 28078
(704)875-9092

QUALITY CONTROL DATA

Project: 2020-LI-2448 Incident
Pace Project No.: 92499665

QC Batch: 572111
QC Batch Method: SM 6200B
Analysis Method: SM 6200B
Analysis Description: 6200B MSV
Laboratory: Pace Analytical Services - Charlotte

Associated Lab Samples: 92499665001

METHOD BLANK: 3030108 Matrix: Water
Associated Lab Samples: 92499665001

Parameter	Units	Blank Result	Reporting Limit	Analyzed	Qualifiers
1,1,1,2-Tetrachloroethane	ug/L	ND	0.50	10/09/20 10:15	
1,1,1-Trichloroethane	ug/L	ND	0.50	10/09/20 10:15	
1,1,2,2-Tetrachloroethane	ug/L	ND	0.50	10/09/20 10:15	
1,1,2-Trichloroethane	ug/L	ND	0.50	10/09/20 10:15	
1,1-Dichloroethane	ug/L	ND	0.50	10/09/20 10:15	
1,1-Dichloroethene	ug/L	ND	0.50	10/09/20 10:15	
1,1-Dichloropropene	ug/L	ND	0.50	10/09/20 10:15	
1,2,3-Trichlorobenzene	ug/L	ND	2.0	10/09/20 10:15	
1,2,3-Trichloropropane	ug/L	ND	0.50	10/09/20 10:15	
1,2,4-Trichlorobenzene	ug/L	ND	2.0	10/09/20 10:15	
1,2,4-Trimethylbenzene	ug/L	ND	0.50	10/09/20 10:15	
1,2-Dibromo-3-chloropropane	ug/L	ND	1.0	10/09/20 10:15	
1,2-Dibromoethane (EDB)	ug/L	ND	0.50	10/09/20 10:15	
1,2-Dichlorobenzene	ug/L	ND	0.50	10/09/20 10:15	
1,2-Dichloroethane	ug/L	ND	0.50	10/09/20 10:15	
1,2-Dichloropropane	ug/L	ND	0.50	10/09/20 10:15	
1,3,5-Trimethylbenzene	ug/L	ND	0.50	10/09/20 10:15	
1,3-Dichlorobenzene	ug/L	ND	0.50	10/09/20 10:15	
1,3-Dichloropropane	ug/L	ND	0.50	10/09/20 10:15	
1,4-Dichlorobenzene	ug/L	ND	0.50	10/09/20 10:15	
2,2-Dichloropropane	ug/L	ND	0.50	10/09/20 10:15	
2-Chlorotoluene	ug/L	ND	0.50	10/09/20 10:15	
4-Chlorotoluene	ug/L	ND	0.50	10/09/20 10:15	
Benzene	ug/L	ND	0.50	10/09/20 10:15	
Bromobenzene	ug/L	ND	0.50	10/09/20 10:15	
Bromochloromethane	ug/L	ND	0.50	10/09/20 10:15	
Bromodichloromethane	ug/L	ND	0.50	10/09/20 10:15	
Bromoform	ug/L	ND	0.50	10/09/20 10:15	
Bromomethane	ug/L	ND	5.0	10/09/20 10:15	
Carbon tetrachloride	ug/L	ND	0.50	10/09/20 10:15	
Chlorobenzene	ug/L	ND	0.50	10/09/20 10:15	
Chloroethane	ug/L	ND	1.0	10/09/20 10:15	
Chloroform	ug/L	ND	0.50	10/09/20 10:15	
Chloromethane	ug/L	ND	1.0	10/09/20 10:15	
cis-1,2-Dichloroethene	ug/L	ND	0.50	10/09/20 10:15	
cis-1,3-Dichloropropene	ug/L	ND	0.50	10/09/20 10:15	
Dibromochloromethane	ug/L	ND	0.50	10/09/20 10:15	
Dibromomethane	ug/L	ND	0.50	10/09/20 10:15	
Dichlorodifluoromethane	ug/L	ND	0.50	10/09/20 10:15	
Diisopropyl ether	ug/L	ND	0.50	10/09/20 10:15	

Results presented on this page are in the units indicated by the "Units" column except where an alternate unit is presented to the right of the result.

REPORT OF LABORATORY ANALYSIS

This report shall not be reproduced, except in full,
without the written consent of Pace Analytical Services, LLC.

Pace Analytical Services, LLC
9800 Kincey Ave. Suite 100
Huntersville, NC 28078
(704)875-9092

QUALITY CONTROL DATA

Project: 2020-LI-2448 Incident
Pace Project No.: 92499665

METHOD BLANK: 3030108 Matrix: Water
Associated Lab Samples: 92499665001

Parameter	Units	Blank Result	Reporting Limit	Analyzed	Qualifiers
Ethylbenzene	ug/L	ND	0.50	10/09/20 10:15	
Hexachloro-1,3-butadiene	ug/L	ND	2.0	10/09/20 10:15	
Isopropylbenzene (Cumene)	ug/L	ND	0.50	10/09/20 10:15	
m&p-Xylene	ug/L	ND	1.0	10/09/20 10:15	
Methyl-tert-butyl ether	ug/L	ND	0.50	10/09/20 10:15	
Methylene Chloride	ug/L	ND	2.0	10/09/20 10:15	
n-Butylbenzene	ug/L	ND	0.50	10/09/20 10:15	
n-Propylbenzene	ug/L	ND	0.50	10/09/20 10:15	
Naphthalene	ug/L	ND	2.0	10/09/20 10:15	
o-Xylene	ug/L	ND	0.50	10/09/20 10:15	
sec-Butylbenzene	ug/L	ND	0.50	10/09/20 10:15	
Styrene	ug/L	ND	0.50	10/09/20 10:15	
tert-Butylbenzene	ug/L	ND	0.50	10/09/20 10:15	
Tetrachloroethene	ug/L	ND	0.50	10/09/20 10:15	
Toluene	ug/L	ND	0.50	10/09/20 10:15	
trans-1,2-Dichloroethene	ug/L	ND	0.50	10/09/20 10:15	
trans-1,3-Dichloropropene	ug/L	ND	0.50	10/09/20 10:15	
Trichloroethene	ug/L	ND	0.50	10/09/20 10:15	
Trichlorofluoromethane	ug/L	ND	1.0	10/09/20 10:15	
Vinyl chloride	ug/L	ND	1.0	10/09/20 10:15	
1,2-Dichloroethane-d4 (S)	%	86	70-130	10/09/20 10:15	
4-Bromofluorobenzene (S)	%	97	70-130	10/09/20 10:15	
Toluene-d8 (S)	%	96	70-130	10/09/20 10:15	

LABORATORY CONTROL SAMPLE: 3030109

Parameter	Units	Spike Conc.	LCS Result	LCS % Rec	% Rec Limits	Qualifiers
1,1,1,2-Tetrachloroethane	ug/L	50	50.7	101	60-140	
1,1,1-Trichloroethane	ug/L	50	43.1	86	60-140	
1,1,2,2-Tetrachloroethane	ug/L	50	50.7	101	60-140	
1,1,2-Trichloroethane	ug/L	50	45.5	91	60-140	
1,1-Dichloroethane	ug/L	50	41.1	82	60-140	
1,1-Dichloroethene	ug/L	50	42.6	85	60-140	
1,1-Dichloropropene	ug/L	50	43.0	86	60-140	
1,2,3-Trichlorobenzene	ug/L	50	51.5	103	60-140	
1,2,3-Trichloropropane	ug/L	50	52.0	104	60-140	
1,2,4-Trichlorobenzene	ug/L	50	52.3	105	60-140	
1,2,4-Trimethylbenzene	ug/L	50	47.5	95	60-140	
1,2-Dibromo-3-chloropropane	ug/L	50	52.2	104	60-140	
1,2-Dibromoethane (EDB)	ug/L	50	50.2	100	60-140	
1,2-Dichlorobenzene	ug/L	50	50.4	101	60-140	
1,2-Dichloroethane	ug/L	50	39.6	79	60-140	
1,2-Dichloropropane	ug/L	50	46.4	93	60-140	
1,3,5-Trimethylbenzene	ug/L	50	48.3	97	60-140	

Results presented on this page are in the units indicated by the "Units" column except where an alternate unit is presented to the right of the result.

REPORT OF LABORATORY ANALYSIS

This report shall not be reproduced, except in full,
without the written consent of Pace Analytical Services, LLC.

Pace Analytical Services, LLC
9800 Kincey Ave. Suite 100
Huntersville, NC 28078
(704)875-9092

QUALITY CONTROL DATA

Project: 2020-LI-2448 Incident
Pace Project No.: 92499665

LABORATORY CONTROL SAMPLE: 3030109

Parameter	Units	Spike Conc.	LCS Result	LCS % Rec	% Rec Limits	Qualifiers
1,3-Dichlorobenzene	ug/L	50	48.8	98	60-140	
1,3-Dichloropropane	ug/L	50	49.7	99	60-140	
1,4-Dichlorobenzene	ug/L	50	49.4	99	60-140	
2,2-Dichloropropane	ug/L	50	44.9	90	60-140	
2-Chlorotoluene	ug/L	50	50.8	102	60-140	
4-Chlorotoluene	ug/L	50	48.6	97	60-140	
Benzene	ug/L	50	46.6	93	60-140	
Bromobenzene	ug/L	50	47.6	95	60-140	
Bromochloromethane	ug/L	50	41.8	84	60-140	
Bromodichloromethane	ug/L	50	44.5	89	60-140	
Bromoform	ug/L	50	47.6	95	60-140	
Bromomethane	ug/L	50	34.4	69	60-140	
Carbon tetrachloride	ug/L	50	46.0	92	60-140	
Chlorobenzene	ug/L	50	50.0	100	60-140	
Chloroethane	ug/L	50	30.1	60	60-140	
Chloroform	ug/L	50	44.3	89	60-140	
Chloromethane	ug/L	50	31.9	64	60-140	
cis-1,2-Dichloroethene	ug/L	50	39.1	78	60-140	
cis-1,3-Dichloropropene	ug/L	50	48.3	97	60-140	
Dibromochloromethane	ug/L	50	50.1	100	60-140	
Dibromomethane	ug/L	50	46.3	93	60-140	
Dichlorodifluoromethane	ug/L	50	32.6	65	60-140	
Diisopropyl ether	ug/L	50	37.2	74	60-140	
Ethylbenzene	ug/L	50	49.2	98	60-140	
Hexachloro-1,3-butadiene	ug/L	50	52.6	105	60-140	
Isopropylbenzene (Cumene)	ug/L	50	50.6	101	60-140	
m&p-Xylene	ug/L	100	101	101	60-140	
Methyl-tert-butyl ether	ug/L	50	39.6	79	60-140	
Methylene Chloride	ug/L	50	38.4	77	60-140	
n-Butylbenzene	ug/L	50	51.2	102	60-140	
n-Propylbenzene	ug/L	50	48.6	97	60-140	
Naphthalene	ug/L	50	52.7	105	60-140	
o-Xylene	ug/L	50	49.4	99	60-140	
sec-Butylbenzene	ug/L	50	48.9	98	60-140	
Styrene	ug/L	50	51.2	102	60-140	
tert-Butylbenzene	ug/L	50	41.9	84	60-140	
Tetrachloroethene	ug/L	50	46.1	92	60-140	
Toluene	ug/L	50	45.9	92	60-140	
trans-1,2-Dichloroethene	ug/L	50	41.0	82	60-140	
trans-1,3-Dichloropropene	ug/L	50	47.6	95	60-140	
Trichloroethene	ug/L	50	46.6	93	60-140	
Trichlorofluoromethane	ug/L	50	34.0	68	60-140	
Vinyl chloride	ug/L	50	35.8	72	60-140	
1,2-Dichloroethane-d4 (S)	%			86	70-130	
4-Bromofluorobenzene (S)	%			103	70-130	
Toluene-d8 (S)	%			97	70-130	

Results presented on this page are in the units indicated by the "Units" column except where an alternate unit is presented to the right of the result.

REPORT OF LABORATORY ANALYSIS

This report shall not be reproduced, except in full,
without the written consent of Pace Analytical Services, LLC.

Pace Analytical Services, LLC
9800 Kincey Ave. Suite 100
Huntersville, NC 28078
(704)875-9092

QUALITY CONTROL DATA

Project: 2020-LI-2448 Incident
Pace Project No.: 92499665

MATRIX SPIKE & MATRIX SPIKE DUPLICATE: 3030110 3030111

Parameter	Units	92499587017 Result	MS Spike Conc.	MSD Spike Conc.	MS Result	MSD Result	MS % Rec	MSD % Rec	% Rec Limits	RPD	Qual
1,1,1,2-Tetrachloroethane	ug/L	ND	20	20	21.0	21.0	105	105	60-140	0	
1,1,1-Trichloroethane	ug/L	ND	20	20	18.8	18.8	94	94	60-140	0	
1,1,2,2-Tetrachloroethane	ug/L	ND	20	20	19.8	20.4	99	102	60-140	3	
1,1,2-Trichloroethane	ug/L	ND	20	20	14.8	18.2	74	91	60-140	21	
1,1-Dichloroethane	ug/L	ND	20	20	18.4	18.3	92	91	60-140	1	
1,1-Dichloroethene	ug/L	ND	20	20	20.5	20.9	102	104	60-140	2	
1,1-Dichloropropene	ug/L	ND	20	20	18.7	18.3	94	92	60-140	2	
1,2,3-Trichlorobenzene	ug/L	ND	20	20	18.4	19.8	92	99	60-140	7	
1,2,3-Trichloropropane	ug/L	ND	20	20	19.4	20.7	97	104	60-140	7	
1,2,4-Trichlorobenzene	ug/L	ND	20	20	18.9	20.2	94	101	60-140	7	
1,2,4-Trimethylbenzene	ug/L	ND	20	20	19.5	20.6	98	103	60-140	5	
1,2-Dibromo-3-chloropropane	ug/L	ND	20	20	19.6	20.1	98	100	60-140	2	
1,2-Dibromoethane (EDB)	ug/L	ND	20	20	21.0	21.0	105	105	60-140	0	
1,2-Dichlorobenzene	ug/L	ND	20	20	19.6	20.6	98	103	60-140	5	
1,2-Dichloroethane	ug/L	ND	20	20	16.9	17.0	85	85	60-140	1	
1,2-Dichloropropane	ug/L	ND	20	20	19.4	19.6	97	98	60-140	1	
1,3,5-Trimethylbenzene	ug/L	ND	20	20	20.2	21.4	101	107	60-140	6	
1,3-Dichlorobenzene	ug/L	ND	20	20	19.5	20.3	97	101	60-140	4	
1,3-Dichloropropane	ug/L	ND	20	20	21.1	21.4	105	107	60-140	2	
1,4-Dichlorobenzene	ug/L	ND	20	20	19.5	20.8	98	104	60-140	6	
2,2-Dichloropropane	ug/L	ND	20	20	19.2	19.1	96	95	60-140	1	
2-Chlorotoluene	ug/L	ND	20	20	21.4	22.2	107	111	60-140	4	
4-Chlorotoluene	ug/L	ND	20	20	19.7	20.7	98	104	60-140	5	
Benzene	ug/L	ND	20	20	19.7	19.9	99	99	60-140	1	
Bromobenzene	ug/L	ND	20	20	20.6	21.2	103	106	60-140	3	
Bromochloromethane	ug/L	ND	20	20	17.5	17.6	87	88	60-140	1	
Bromodichloromethane	ug/L	4.1	20	20	22.3	22.9	91	94	60-140	3	
Bromoform	ug/L	ND	20	20	18.5	17.7	93	88	60-140	5	
Bromomethane	ug/L	ND	20	20	11.8	15.4	59	77	60-140	26	M1
Carbon tetrachloride	ug/L	ND	20	20	20.2	19.8	101	99	60-140	2	
Chlorobenzene	ug/L	ND	20	20	21.3	21.2	106	106	60-140	1	
Chloroethane	ug/L	ND	20	20	19.1	18.4	96	92	60-140	4	
Chloroform	ug/L	15.2	20	20	33.9	34.5	94	96	60-140	2	
Chloromethane	ug/L	ND	20	20	13.8	13.3	69	66	60-140	4	
cis-1,2-Dichloroethene	ug/L	ND	20	20	17.2	17.2	86	86	60-140	0	
cis-1,3-Dichloropropene	ug/L	ND	20	20	18.8	19.5	94	98	60-140	4	
Dibromochloromethane	ug/L	1.3	20	20	22.4	22.4	106	105	60-140	0	
Dibromomethane	ug/L	ND	20	20	19.2	19.4	96	97	60-140	1	
Dichlorodifluoromethane	ug/L	ND	20	20	14.0	13.6	70	68	60-140	2	
Diisopropyl ether	ug/L	ND	20	20	16.4	16.2	82	81	60-140	1	
Ethylbenzene	ug/L	ND	20	20	20.7	20.9	104	105	60-140	1	
Hexachloro-1,3-butadiene	ug/L	ND	20	20	21.3	21.6	107	108	60-140	2	
Isopropylbenzene (Cumene)	ug/L	ND	20	20	21.1	21.3	106	107	60-140	1	
m&p-Xylene	ug/L	ND	40	40	42.7	42.7	107	107	60-140	0	
Methyl-tert-butyl ether	ug/L	ND	20	20	16.7	16.8	83	84	60-140	1	
Methylene Chloride	ug/L	ND	20	20	17.3	17.8	86	89	60-140	3	

Results presented on this page are in the units indicated by the "Units" column except where an alternate unit is presented to the right of the result.

REPORT OF LABORATORY ANALYSIS

This report shall not be reproduced, except in full,
without the written consent of Pace Analytical Services, LLC.

Pace Analytical Services, LLC
9800 Kincey Ave. Suite 100
Huntersville, NC 28078
(704)875-9092

QUALITY CONTROL DATA

Project: 2020-LI-2448 Incident
Pace Project No.: 92499665

MATRIX SPIKE & MATRIX SPIKE DUPLICATE: 3030110 3030111

Parameter	Units	92499587017 Result	MS Spike Conc.	MSD Spike Conc.	MS Result	MSD Result	MS % Rec	MSD % Rec	% Rec Limits	RPD	Qual
n-Butylbenzene	ug/L	ND	20	20	19.6	20.9	98	105	60-140	7	
n-Propylbenzene	ug/L	ND	20	20	20.2	21.7	101	109	60-140	7	
Naphthalene	ug/L	ND	20	20	17.6	19.4	88	97	60-140	10	
o-Xylene	ug/L	ND	20	20	21.1	21.1	105	105	60-140	0	
sec-Butylbenzene	ug/L	ND	20	20	20.2	21.7	101	109	60-140	7	
Styrene	ug/L	ND	20	20	20.2	20.4	101	102	60-140	1	
tert-Butylbenzene	ug/L	ND	20	20	17.9	18.9	90	95	60-140	5	
Tetrachloroethene	ug/L	ND	20	20	21.6	19.9	108	100	60-140	8	
Toluene	ug/L	ND	20	20	18.7	19.4	92	95	60-140	4	
trans-1,2-Dichloroethene	ug/L	ND	20	20	18.7	18.8	94	94	60-140	0	
trans-1,3-Dichloropropene	ug/L	ND	20	20	14.5	18.9	73	94	60-140	26	
Trichloroethene	ug/L	ND	20	20	19.9	20.3	100	101	60-140	2	
Trichlorofluoromethane	ug/L	ND	20	20	17.4	17.5	87	88	60-140	1	
Vinyl chloride	ug/L	ND	20	20	16.3	15.9	81	79	60-140	2	
1,2-Dichloroethane-d4 (S)	%						89	97	70-130		
4-Bromofluorobenzene (S)	%						97	98	70-130		
Toluene-d8 (S)	%						91	95	70-130		

Results presented on this page are in the units indicated by the "Units" column except where an alternate unit is presented to the right of the result.

REPORT OF LABORATORY ANALYSIS

This report shall not be reproduced, except in full,
without the written consent of Pace Analytical Services, LLC.

Pace Analytical Services, LLC
9800 Kincey Ave. Suite 100
Huntersville, NC 28078
(704)875-9092

QUALIFIERS

Project: 2020-LI-2448 Incident
Pace Project No.: 92499665

DEFINITIONS

DF - Dilution Factor, if reported, represents the factor applied to the reported data due to dilution of the sample aliquot.

ND - Not Detected at or above adjusted reporting limit.

TNTC - Too Numerous To Count

J - Estimated concentration above the adjusted method detection limit and below the adjusted reporting limit.

MDL - Adjusted Method Detection Limit.

PQL - Practical Quantitation Limit.

RL - Reporting Limit - The lowest concentration value that meets project requirements for quantitative data with known precision and bias for a specific analyte in a specific matrix.

S - Surrogate

1,2-Diphenylhydrazine decomposes to and cannot be separated from Azobenzene using Method 8270. The result for each analyte is a combined concentration.

Consistent with EPA guidelines, unrounded data are displayed and have been used to calculate % recovery and RPD values.

LCS(D) - Laboratory Control Sample (Duplicate)

MS(D) - Matrix Spike (Duplicate)

DUP - Sample Duplicate

RPD - Relative Percent Difference

NC - Not Calculable.

SG - Silica Gel - Clean-Up

U - Indicates the compound was analyzed for, but not detected.

Acid preservation may not be appropriate for 2 Chloroethylvinyl ether.

A separate vial preserved to a pH of 4-5 is recommended in SW846 Chapter 4 for the analysis of Acrolein and Acrylonitrile by EPA Method 8260.

N-Nitrosodiphenylamine decomposes and cannot be separated from Diphenylamine using Method 8270. The result reported for each analyte is a combined concentration.

Pace Analytical is TNI accredited. Contact your Pace PM for the current list of accredited analytes.

TNI - The NELAC Institute.

ANALYTE QUALIFIERS

M1	Matrix spike recovery exceeded QC limits. Batch accepted based on laboratory control sample (LCS) recovery.
P8	Analyte was detected in the method blank. All associated samples had concentrations of at least ten times greater than the blank or were below the reporting limit.

This report shall not be reproduced, except in full,
without the written consent of Pace Analytical Services, LLC.

Pace Analytical Services, LLC
9800 Kincey Ave. Suite 100
Huntersville, NC 28078
(704)875-9092

QUALITY CONTROL DATA CROSS REFERENCE TABLE

Project: 2020-LI-2448 Incident
Pace Project No.: 92499665

Lab ID	Sample ID	QC Batch Method	QC Batch	Analytical Method	Analytical Batch
92499665001	**13835_AC_RD_20201008**	MADEPV	1557958	MADEP VPH	1557958
92499665001	**13835_AC_RD_20201008**	EPA 3010A	572009	EPA 6010D	572041
92499665001	**13835_AC_RD_20201008**	SM 6200B	572111		

This report shall not be reproduced, except in full,
without the written consent of Pace Analytical Services, LLC.

CHAIN-OF-CUSTODY Analytical Request Document

Pace Analytical

Chain-of-Custody is a LEGAL DOCUMENT - Complete all relevent fields

LAB USE ON ... er or

WO# : 92499665

92499665

Company: Apex Companies	Billing Information:
Address:	
Report To: Andrew Street	Email To: AndrewStreet@apexcos.com
Copy To:	Site Collection Info/Address: 13835 Asbury Chapel Road
Customer Project Name/Number: 2020-LI-2448 Incident	State: NC County/City: Huntersville Time Zone Collected: [ ] PT [ ] MT [ ] CT [ ] ET
Phone: Email:	Site/Facility ID #: Compliance Monitoring? [ ] Yes [ ] No
Collected By (print): Naomi Fretz	Purchase Order #: Quote #: DW PWS ID #: DW Location Code:
Collected By (signature): Naomi Fretz	Turnaround Date Required: ASAP Immediately Packed on Ice: [ ] Yes [ ] No
Sample Disposal: [ ] Dispose as appropriate [ ] Return [ ] Archive: ____ [ ] Hold: ____	Rush: [ ] Same Day [ ] Next Day [ ] 2 Day [ ] 3 Day [ ] 4 Day [ ] 5 Day (Expedite Charges Apply) Field Filtered (if applicable): [ ] Yes [ ] No Analysis: ____

Container Pr...

** Preservative Types: (1) nitric acid, (2) sulfuric acid, (3) hydrochloric acid, (4) sodium hydroxide, (5) zinc acetate, (6) methanol, (7) sodium bisulfate, (8) sodium thiosulfate, (9) hexane, (A) ascorbic acid, (B) ammonium sulfate, (C) ammonium hydroxide, (D) TSP, (U) Unpreserved, (O) Other ____

* Matrix Codes (Insert in Matrix box below): Drinking Water (DW), Ground Water (GW), Wastewater (WW), Product (P), Soil/Solid (SL), Oil (OL), Wipe (WP), Air (AR), Tissue (TS), Bioassay (B), Vapor (V), Other (OT)

Customer Sample ID	Matrix *	Comp / Grab	Collected (or Composite Start) Date	Collected (or Composite Start) Time	Composite End Date	Composite End Time	Res Cl	# of Ctns	VOCs 6200 B	MADEP VPH	Lead	Analyses	Lab Sample # / Comments
13835_AC_RD_20201008	DW	G	10/8/20	1425				8	X	X	X		92499665 001

Lab Profile/Line:

Lab Sample Receipt Checklist:

Custody Seals Present/Intact	Y N NA
Custody Signatures Present	Y N NA
Collector Signature Present	Y N NA
Bottles Intact	Y N NA
Correct Bottles	Y N NA
Sufficient Volume	Y N NA
Samples Received on Ice	Y N NA
VOA - Headspace Acceptable	Y N NA
USDA Regulated Soils	Y N NA
Samples in Holding Time	Y N NA
Residual Chlorine Present	Y N NA
Cl Strips: ____	
Sample pH Acceptable	Y N NA
pH Strips: ____	
Sulfide Present	Y N NA
Lead Acetate Strips: ____	

LAB USE ONLY:
Lab Sample # / Comments:

Customer Remarks / Special Conditions / Possible Hazards:

Type of Ice Used: Wet Blue Dry None

Packing Material Used:

Radchem sample(s) screened (<500 cpm): Y N NA

SHORT HOLDS PRESENT (<72 hours): Y N N/A

Lab Tracking #: 2528769

Samples received via: FEDEX UPS Client Courier Pace Courier

Lab Sample Temperature Info:
Temp Blank Received: Y N NA
Therm ID#: 52 1061
Cooler 1 Temp Upon Receipt: 5.1 oC
Cooler 1 Therm Corr. Factor: 0 oC
Cooler 1 Corrected Temp: 5.1 oC
Comments:

Relinquished by/Company: (Signature)	Date/Time:	Received by/Company: (Signature)	Date/Time:
Naomi Fretz / Apex	10/8/20 1754	[signature]	10-8-20 1754
Relinquished by/Company: (Signature)	Date/Time:	Received by/Company: (Signature)	Date/Time:
Relinquished by/Company: (Signature)	Date/Time:	Received by/Company: (Signature)	Date/Time:

MTJL LAB USE ONLY
Table #:
Acctnum:
Template:
Prelogin:
PM:
PB:

Trip Blank Received: Y N NA
HCL MeOH TSP Other

Non Conformance(s): YES / NO

Page: ____ of: ____

Pace Analytical Services, LLC
9800 Kincey Ave. Suite 100
Huntersville, NC 28078
(704)875-9092

October 15, 2020

Andrew Street
Apex Companies - NC
5900 Northwoods Business Pkwy
Suite 5900-0
Charlotte, NC 28269

RE: Project: 2020-LI-2448 Incident
Pace Project No.: 92499667

Dear Andrew Street:

Enclosed are the analytical results for sample(s) received by the laboratory on October 08, 2020. The results relate only to the samples included in this report. Results reported herein conform to the applicable TNI/NELAC Standards and the laboratory's Quality Manual, where applicable, unless otherwise noted in the body of the report.

The test results provided in this final report were generated by each of the following laboratories within the Pace Network:

- Pace National - Mt. Juliet
- Pace Analytical Services - Asheville
- Pace Analytical Services - Charlotte

If you have any questions concerning this report, please feel free to contact me.

Sincerely,

Angela M. Baioni

Angela Baioni
angela.baioni@pacelabs.com
(704)875-9092
Project Manager

Enclosures

cc: J Culbreath, Colonial Pipeline Company
Robert Hughes, Colonial Pipeline
Margaret King, APEX Companies, LLC
Emily Little, Apex Companies
Jeff Morrison, Colonial Pipeline Company
Tom Naumann, APEX Companies - NC
Joe Nicolette, Montrose-EPS
Christopher Schultz, Apex Companies
Alex Testoff, Montrose-EPS
Michael Verdon, Colonial Pipeline Company
JM Wyatt, Colonial Pipeline Company

This report shall not be reproduced, except in full,
without the written consent of Pace Analytical Services, LLC.

Pace Analytical Services, LLC
9800 Kincey Ave. Suite 100
Huntersville, NC 28078
(704)875-9092

CERTIFICATIONS

Project: 2020-LI-2448 Incident
Pace Project No.: 92499667

Pace Analytical Services National
12065 Lebanon Road, Mt. Juliet, TN 37122
Alabama Certification #: 40660
Alaska Certification 17-026
Arizona Certification #: AZ0612
Arkansas Certification #: 88-0469
California Certification #: 2932
Canada Certification #: 1461.01
Colorado Certification #: TN00003
Connecticut Certification #: PH-0197
DOD Certification: #1461.01
EPA# TN00003
Florida Certification #: E87487
Georgia DW Certification #: 923
Georgia Certification: NELAP
Idaho Certification #: TN00003
Illinois Certification #: 200008
Indiana Certification #: C-TN-01
Iowa Certification #: 364
Kansas Certification #: E-10277
Kentucky UST Certification #: 16
Kentucky Certification #: 90010
Louisiana Certification #: AI30792
Louisiana DW Certification #: LA180010
Maine Certification #: TN0002
Maryland Certification #: 324
Massachusetts Certification #: M-TN003
Michigan Certification #: 9958
Minnesota Certification #: 047-999-395
Mississippi Certification #: TN00003
Missouri Certification #: 340
Montana Certification #: CERT0086
Nebraska Certification #: NE-OS-15-05
Nevada Certification #: TN-03-2002-34
New Hampshire Certification #: 2975
New Jersey Certification #: TN002
New Mexico DW Certification
New York Certification #: 11742
North Carolina Aquatic Toxicity Certification #: 41
North Carolina Drinking Water Certification #: 21704
North Carolina Environmental Certificate #: 375
North Dakota Certification #: R-140
Ohio VAP Certification #: CL0069
Oklahoma Certification #: 9915
Oregon Certification #: TN200002
Pennsylvania Certification #: 68-02979
Rhode Island Certification #: LAO00356
South Carolina Certification #: 84004
South Dakota Certification
Tennessee DW/Chem/Micro Certification #: 2006
Texas Mold Certification #: LAB0152
Texas Certification #: T 104704245-17-14
USDA Soil Permit #: P330-15-00234
Utah Certification #: TN00003
Vermont Dept. of Health: ID# VT-2006
Virginia Certification #: VT2006
Virginia Certification #: 460132
Washington Certification #: C847
West Virginia Certification #: 233
Wisconsin Certification #: 998093910
Wyoming UST Certification #: via A2LA 2926.01
A2LA-ISO 17025 Certification #: 1461.01
A2LA-ISO 17025 Certification #: 1461.02
AIHA-LAP/LLC EMLAP Certification #:100789

Pace Analytical Services Charlotte
9800 Kincey Ave. Ste 100, Huntersville, NC 28078
Louisiana/NELAP Certification # LA170028
North Carolina Drinking Water Certification #: 37706
North Carolina Field Services Certification #: 5342
North Carolina Wastewater Certification #: 12
South Carolina Certification #: 99006001
Florida/NELAP Certification #: E87627
Kentucky UST Certification #: 84
Virginia/VELAP Certification #: 460221

Pace Analytical Services Asheville
2225 Riverside Drive, Asheville, NC 28804
Florida/NELAP Certification #: E87648
Massachusetts Certification #: M-NC030
North Carolina Drinking Water Certification #: 37712
North Carolina Wastewater Certification #: 40
South Carolina Certification #: 99030001
Virginia/VELAP Certification #: 460222

REPORT OF LABORATORY ANALYSIS

This report shall not be reproduced, except in full,
without the written consent of Pace Analytical Services, LLC.

Pace Analytical Services, LLC
9800 Kincey Ave. Suite 100
Huntersville, NC 28078
(704)875-9092

SAMPLE ANALYTE COUNT

Project: 2020-LI-2448 Incident
Pace Project No.: 92499667

Lab ID	Sample ID	Method	Analysts	Analytes Reported	Laboratory
92499667001	**13937_AC_RD_20201008**	MADEP VPH	JAH	6	PAN
		EPA 6010D	SH1	1	PASI-A
		SM 6200B	SAS	63	PASI-C

PAN = Pace National - Mt. Juliet
PASI-A = Pace Analytical Services - Asheville
PASI-C = Pace Analytical Services - Charlotte

This report shall not be reproduced, except in full,
without the written consent of Pace Analytical Services, LLC.

Pace Analytical Services, LLC
9800 Kincey Ave. Suite 100
Huntersville, NC 28078
(704)875-9092

ANALYTICAL RESULTS

Project: 2020-LI-2448 Incident
Pace Project No.: 92499667

Sample: 13937_AC_RD_20201008 **Lab ID: 92499667001** Collected: 10/08/20 17:30 Received: 10/08/20 17:54 Matrix: Water

Parameters	Results	Units	Report Limit	DF	Prepared	Analyzed	CAS No.	Qual
MADEPV	Analytical Method: MADEP VPH Preparation Method: MADEPV Pace National - Mt. Juliet							
Aliphatic (C05-C08)	ND	ug/L	100	1	10/12/20 17:00	10/12/20 17:00		
Aliphatic (C09-C12)	ND	ug/L	100	1	10/12/20 17:00	10/12/20 17:00		
Aromatic (C09-C10),Unadjusted	ND	ug/L	100	1	10/12/20 17:00	10/12/20 17:00	TPHC9C10A	
Total VPH	ND	ug/L	100	1	10/12/20 17:00	10/12/20 17:00	VPH	
Surrogates								
2,5-Dibromotoluene (FID)	90.1	%	70.0-130	1	10/12/20 17:00	10/12/20 17:00	615-59-8FID	
2,5-Dibromotoluene (PID)	78.4	%	70.0-130	1	10/12/20 17:00	10/12/20 17:00	615-59-8PID	
6010 MET ICP	Analytical Method: EPA 6010D Preparation Method: EPA 3010A Pace Analytical Services - Asheville							
Lead	ND	ug/L	5.0	1	10/09/20 01:18	10/09/20 08:49	7439-92-1	P8
6200B MSV	Analytical Method: SM 6200B Pace Analytical Services - Charlotte							
Benzene	ND	ug/L	0.50	1		10/09/20 13:14	71-43-2	
Bromobenzene	ND	ug/L	0.50	1		10/09/20 13:14	108-86-1	
Bromochloromethane	ND	ug/L	0.50	1		10/09/20 13:14	74-97-5	
Bromodichloromethane	ND	ug/L	0.50	1		10/09/20 13:14	75-27-4	
Bromoform	ND	ug/L	0.50	1		10/09/20 13:14	75-25-2	
Bromomethane	ND	ug/L	5.0	1		10/09/20 13:14	74-83-9	
n-Butylbenzene	ND	ug/L	0.50	1		10/09/20 13:14	104-51-8	
sec-Butylbenzene	ND	ug/L	0.50	1		10/09/20 13:14	135-98-8	
tert-Butylbenzene	ND	ug/L	0.50	1		10/09/20 13:14	98-06-6	
Carbon tetrachloride	ND	ug/L	0.50	1		10/09/20 13:14	56-23-5	
Chlorobenzene	ND	ug/L	0.50	1		10/09/20 13:14	108-90-7	
Chloroethane	ND	ug/L	1.0	1		10/09/20 13:14	75-00-3	
Chloroform	ND	ug/L	0.50	1		10/09/20 13:14	67-66-3	
Chloromethane	ND	ug/L	1.0	1		10/09/20 13:14	74-87-3	
2-Chlorotoluene	ND	ug/L	0.50	1		10/09/20 13:14	95-49-8	
4-Chlorotoluene	ND	ug/L	0.50	1		10/09/20 13:14	106-43-4	
1,2-Dibromo-3-chloropropane	ND	ug/L	1.0	1		10/09/20 13:14	96-12-8	
Dibromochloromethane	ND	ug/L	0.50	1		10/09/20 13:14	124-48-1	
1,2-Dibromoethane (EDB)	ND	ug/L	0.50	1		10/09/20 13:14	106-93-4	
Dibromomethane	ND	ug/L	0.50	1		10/09/20 13:14	74-95-3	
1,2-Dichlorobenzene	ND	ug/L	0.50	1		10/09/20 13:14	95-50-1	
1,3-Dichlorobenzene	ND	ug/L	0.50	1		10/09/20 13:14	541-73-1	
1,4-Dichlorobenzene	ND	ug/L	0.50	1		10/09/20 13:14	106-46-7	
Dichlorodifluoromethane	ND	ug/L	0.50	1		10/09/20 13:14	75-71-8	
1,1-Dichloroethane	ND	ug/L	0.50	1		10/09/20 13:14	75-34-3	
1,2-Dichloroethane	ND	ug/L	0.50	1		10/09/20 13:14	107-06-2	
1,1-Dichloroethene	ND	ug/L	0.50	1		10/09/20 13:14	75-35-4	
cis-1,2-Dichloroethene	ND	ug/L	0.50	1		10/09/20 13:14	156-59-2	
trans-1,2-Dichloroethene	ND	ug/L	0.50	1		10/09/20 13:14	156-60-5	
1,2-Dichloropropane	ND	ug/L	0.50	1		10/09/20 13:14	78-87-5	
1,3-Dichloropropane	ND	ug/L	0.50	1		10/09/20 13:14	142-28-9	
2,2-Dichloropropane	ND	ug/L	0.50	1		10/09/20 13:14	594-20-7	

REPORT OF LABORATORY ANALYSIS

This report shall not be reproduced, except in full,
without the written consent of Pace Analytical Services, LLC.

Pace Analytical Services, LLC
9800 Kincey Ave. Suite 100
Huntersville, NC 28078
(704)875-9092

ANALYTICAL RESULTS

Project: 2020-LI-2448 Incident
Pace Project No.: 92499667

Sample: 13937_AC_RD_20201008 **Lab ID: 92499667001** Collected: 10/08/20 17:30 Received: 10/08/20 17:54 Matrix: Water

Parameters	Results	Units	Report Limit	DF	Prepared	Analyzed	CAS No.	Qual
6200B MSV	Analytical Method: SM 6200B Pace Analytical Services - Charlotte							
1,1-Dichloropropene	ND	ug/L	0.50	1		10/09/20 13:14	563-58-6	
cis-1,3-Dichloropropene	ND	ug/L	0.50	1		10/09/20 13:14	10061-01-5	
trans-1,3-Dichloropropene	ND	ug/L	0.50	1		10/09/20 13:14	10061-02-6	
Diisopropyl ether	ND	ug/L	0.50	1		10/09/20 13:14	108-20-3	
Ethylbenzene	ND	ug/L	0.50	1		10/09/20 13:14	100-41-4	
Hexachloro-1,3-butadiene	ND	ug/L	2.0	1		10/09/20 13:14	87-68-3	
Isopropylbenzene (Cumene)	ND	ug/L	0.50	1		10/09/20 13:14	98-82-8	
Methylene Chloride	ND	ug/L	2.0	1		10/09/20 13:14	75-09-2	
Methyl-tert-butyl ether	ND	ug/L	0.50	1		10/09/20 13:14	1634-04-4	
Naphthalene	ND	ug/L	2.0	1		10/09/20 13:14	91-20-3	
n-Propylbenzene	ND	ug/L	0.50	1		10/09/20 13:14	103-65-1	
Styrene	ND	ug/L	0.50	1		10/09/20 13:14	100-42-5	
1,1,1,2-Tetrachloroethane	ND	ug/L	0.50	1		10/09/20 13:14	630-20-6	
1,1,2,2-Tetrachloroethane	ND	ug/L	0.50	1		10/09/20 13:14	79-34-5	
Tetrachloroethene	ND	ug/L	0.50	1		10/09/20 13:14	127-18-4	
Toluene	ND	ug/L	0.50	1		10/09/20 13:14	108-88-3	
1,2,3-Trichlorobenzene	ND	ug/L	2.0	1		10/09/20 13:14	87-61-6	
1,2,4-Trichlorobenzene	ND	ug/L	2.0	1		10/09/20 13:14	120-82-1	
1,1,1-Trichloroethane	ND	ug/L	0.50	1		10/09/20 13:14	71-55-6	
1,1,2-Trichloroethane	ND	ug/L	0.50	1		10/09/20 13:14	79-00-5	
Trichloroethene	ND	ug/L	0.50	1		10/09/20 13:14	79-01-6	
Trichlorofluoromethane	ND	ug/L	1.0	1		10/09/20 13:14	75-69-4	
1,2,3-Trichloropropane	ND	ug/L	0.50	1		10/09/20 13:14	96-18-4	
1,2,4-Trimethylbenzene	ND	ug/L	0.50	1		10/09/20 13:14	95-63-6	
1,3,5-Trimethylbenzene	ND	ug/L	0.50	1		10/09/20 13:14	108-67-8	
Vinyl chloride	ND	ug/L	1.0	1		10/09/20 13:14	75-01-4	
m&p-Xylene	ND	ug/L	1.0	1		10/09/20 13:14	179601-23-1	
o-Xylene	ND	ug/L	0.50	1		10/09/20 13:14	95-47-6	
Surrogates								
1,2-Dichloroethane-d4 (S)	85	%	70-130	1		10/09/20 13:14	17060-07-0	
4-Bromofluorobenzene (S)	96	%	70-130	1		10/09/20 13:14	460-00-4	
Toluene-d8 (S)	95	%	70-130	1		10/09/20 13:14	2037-26-5	

REPORT OF LABORATORY ANALYSIS

This report shall not be reproduced, except in full,
without the written consent of Pace Analytical Services, LLC.

Pace Analytical Services, LLC
9800 Kincey Ave. Suite 100
Huntersville, NC 28078
(704)875-9092

QUALITY CONTROL DATA

Project: 2020-LI-2448 Incident
Pace Project No.: 92499667

QC Batch: 1557958
QC Batch Method: MADEPV
Analysis Method: MADEP VPH
Analysis Description: MADEPV
Laboratory: Pace National - Mt. Juliet

Associated Lab Samples: 92499667001

METHOD BLANK: R3581724-3 Matrix: Water
Associated Lab Samples: 92499667001

Parameter	Units	Blank Result	Reporting Limit	Analyzed	Qualifiers
Aliphatic (C05-C08)	ug/L	ND	100	10/12/20 13:32	
Aliphatic (C09-C12)	ug/L	ND	100	10/12/20 13:32	
Aromatic (C09-C10),Unadjusted	ug/L	ND	100	10/12/20 13:32	
Total VPH	ug/L	ND	100	10/12/20 13:32	
2,5-Dibromotoluene (FID)	%	87.3	70.0-130	10/12/20 13:32	
2,5-Dibromotoluene (PID)	%	79.7	70.0-130	10/12/20 13:32	

LABORATORY CONTROL SAMPLE & LCSD: R3581724-1 R3581724-2

Parameter	Units	Spike Conc.	LCS Result	LCSD Result	LCS % Rec	LCSD % Rec	% Rec Limits	RPD	Max RPD	Qualifiers
Aliphatic (C05-C08)	ug/L	1200	1180	1190	98.3	99.2	70.0-130	0.844	25	
Aliphatic (C09-C12)	ug/L	1400	1490	1450	106	104	70.0-130	2.72	25	
Aromatic (C09-C10),Unadjusted	ug/L	200	190	229	95.0	115	70.0-130	18.6	25	
Total VPH	ug/L	2800	2860	2870	102	103	70.0-130	0.349	25	
2,5-Dibromotoluene (FID)	%				97.1	97.4	70.0-130			
2,5-Dibromotoluene (PID)	%				87.6	87.2	70.0-130			

Results presented on this page are in the units indicated by the "Units" column except where an alternate unit is presented to the right of the result.

REPORT OF LABORATORY ANALYSIS

This report shall not be reproduced, except in full,
without the written consent of Pace Analytical Services, LLC.

Pace Analytical Services, LLC
9800 Kincey Ave. Suite 100
Huntersville, NC 28078
(704)875-9092

QUALITY CONTROL DATA

Project: 2020-LI-2448 Incident
Pace Project No.: 92499667

QC Batch: 572009
QC Batch Method: EPA 3010A
Analysis Method: EPA 6010D
Analysis Description: 6010 MET
Laboratory: Pace Analytical Services - Asheville
Associated Lab Samples: 92499667001

METHOD BLANK: 3029866 Matrix: Water
Associated Lab Samples: 92499667001

Parameter	Units	Blank Result	Reporting Limit	Analyzed	Qualifiers
Lead	ug/L	5.4	5.0	10/09/20 07:58	P8

LABORATORY CONTROL SAMPLE: 3029867

Parameter	Units	Spike Conc.	LCS Result	LCS % Rec	% Rec Limits	Qualifiers
Lead	ug/L	500	459	92	80-120	

MATRIX SPIKE & MATRIX SPIKE DUPLICATE: 3029868 3029869

Parameter	Units	92499661001 Result	MS Spike Conc.	MSD Spike Conc.	MS Result	MSD Result	MS % Rec	MSD % Rec	% Rec Limits	RPD	Qual
Lead	ug/L	ND	500	500	490	503	98	101	75-125	3	

Results presented on this page are in the units indicated by the "Units" column except where an alternate unit is presented to the right of the result.

REPORT OF LABORATORY ANALYSIS

This report shall not be reproduced, except in full,
without the written consent of Pace Analytical Services, LLC.

Pace Analytical Services, LLC
9800 Kincey Ave. Suite 100
Huntersville, NC 28078
(704)875-9092

QUALITY CONTROL DATA

Project: 2020-LI-2448 Incident
Pace Project No.: 92499667

QC Batch: 572111
QC Batch Method: SM 6200B
Analysis Method: SM 6200B
Analysis Description: 6200B MSV
Laboratory: Pace Analytical Services - Charlotte

Associated Lab Samples: 92499667001

METHOD BLANK: 3030108 Matrix: Water
Associated Lab Samples: 92499667001

Parameter	Units	Blank Result	Reporting Limit	Analyzed	Qualifiers
1,1,1,2-Tetrachloroethane	ug/L	ND	0.50	10/09/20 10:15	
1,1,1-Trichloroethane	ug/L	ND	0.50	10/09/20 10:15	
1,1,2,2-Tetrachloroethane	ug/L	ND	0.50	10/09/20 10:15	
1,1,2-Trichloroethane	ug/L	ND	0.50	10/09/20 10:15	
1,1-Dichloroethane	ug/L	ND	0.50	10/09/20 10:15	
1,1-Dichloroethene	ug/L	ND	0.50	10/09/20 10:15	
1,1-Dichloropropene	ug/L	ND	0.50	10/09/20 10:15	
1,2,3-Trichlorobenzene	ug/L	ND	2.0	10/09/20 10:15	
1,2,3-Trichloropropane	ug/L	ND	0.50	10/09/20 10:15	
1,2,4-Trichlorobenzene	ug/L	ND	2.0	10/09/20 10:15	
1,2,4-Trimethylbenzene	ug/L	ND	0.50	10/09/20 10:15	
1,2-Dibromo-3-chloropropane	ug/L	ND	1.0	10/09/20 10:15	
1,2-Dibromoethane (EDB)	ug/L	ND	0.50	10/09/20 10:15	
1,2-Dichlorobenzene	ug/L	ND	0.50	10/09/20 10:15	
1,2-Dichloroethane	ug/L	ND	0.50	10/09/20 10:15	
1,2-Dichloropropane	ug/L	ND	0.50	10/09/20 10:15	
1,3,5-Trimethylbenzene	ug/L	ND	0.50	10/09/20 10:15	
1,3-Dichlorobenzene	ug/L	ND	0.50	10/09/20 10:15	
1,3-Dichloropropane	ug/L	ND	0.50	10/09/20 10:15	
1,4-Dichlorobenzene	ug/L	ND	0.50	10/09/20 10:15	
2,2-Dichloropropane	ug/L	ND	0.50	10/09/20 10:15	
2-Chlorotoluene	ug/L	ND	0.50	10/09/20 10:15	
4-Chlorotoluene	ug/L	ND	0.50	10/09/20 10:15	
Benzene	ug/L	ND	0.50	10/09/20 10:15	
Bromobenzene	ug/L	ND	0.50	10/09/20 10:15	
Bromochloromethane	ug/L	ND	0.50	10/09/20 10:15	
Bromodichloromethane	ug/L	ND	0.50	10/09/20 10:15	
Bromoform	ug/L	ND	0.50	10/09/20 10:15	
Bromomethane	ug/L	ND	5.0	10/09/20 10:15	
Carbon tetrachloride	ug/L	ND	0.50	10/09/20 10:15	
Chlorobenzene	ug/L	ND	0.50	10/09/20 10:15	
Chloroethane	ug/L	ND	1.0	10/09/20 10:15	
Chloroform	ug/L	ND	0.50	10/09/20 10:15	
Chloromethane	ug/L	ND	1.0	10/09/20 10:15	
cis-1,2-Dichloroethene	ug/L	ND	0.50	10/09/20 10:15	
cis-1,3-Dichloropropene	ug/L	ND	0.50	10/09/20 10:15	
Dibromochloromethane	ug/L	ND	0.50	10/09/20 10:15	
Dibromomethane	ug/L	ND	0.50	10/09/20 10:15	
Dichlorodifluoromethane	ug/L	ND	0.50	10/09/20 10:15	
Diisopropyl ether	ug/L	ND	0.50	10/09/20 10:15	

Results presented on this page are in the units indicated by the "Units" column except where an alternate unit is presented to the right of the result.

REPORT OF LABORATORY ANALYSIS

This report shall not be reproduced, except in full,
without the written consent of Pace Analytical Services, LLC.

Pace Analytical Services, LLC
9800 Kincey Ave. Suite 100
Huntersville, NC 28078
(704)875-9092

QUALITY CONTROL DATA

Project: 2020-LI-2448 Incident
Pace Project No.: 92499667

METHOD BLANK: 3030108 Matrix: Water
Associated Lab Samples: 92499667001

Parameter	Units	Blank Result	Reporting Limit	Analyzed	Qualifiers
Ethylbenzene	ug/L	ND	0.50	10/09/20 10:15	
Hexachloro-1,3-butadiene	ug/L	ND	2.0	10/09/20 10:15	
Isopropylbenzene (Cumene)	ug/L	ND	0.50	10/09/20 10:15	
m&p-Xylene	ug/L	ND	1.0	10/09/20 10:15	
Methyl-tert-butyl ether	ug/L	ND	0.50	10/09/20 10:15	
Methylene Chloride	ug/L	ND	2.0	10/09/20 10:15	
n-Butylbenzene	ug/L	ND	0.50	10/09/20 10:15	
n-Propylbenzene	ug/L	ND	0.50	10/09/20 10:15	
Naphthalene	ug/L	ND	2.0	10/09/20 10:15	
o-Xylene	ug/L	ND	0.50	10/09/20 10:15	
sec-Butylbenzene	ug/L	ND	0.50	10/09/20 10:15	
Styrene	ug/L	ND	0.50	10/09/20 10:15	
tert-Butylbenzene	ug/L	ND	0.50	10/09/20 10:15	
Tetrachloroethene	ug/L	ND	0.50	10/09/20 10:15	
Toluene	ug/L	ND	0.50	10/09/20 10:15	
trans-1,2-Dichloroethene	ug/L	ND	0.50	10/09/20 10:15	
trans-1,3-Dichloropropene	ug/L	ND	0.50	10/09/20 10:15	
Trichloroethene	ug/L	ND	0.50	10/09/20 10:15	
Trichlorofluoromethane	ug/L	ND	1.0	10/09/20 10:15	
Vinyl chloride	ug/L	ND	1.0	10/09/20 10:15	
1,2-Dichloroethane-d4 (S)	%	86	70-130	10/09/20 10:15	
4-Bromofluorobenzene (S)	%	97	70-130	10/09/20 10:15	
Toluene-d8 (S)	%	96	70-130	10/09/20 10:15	

LABORATORY CONTROL SAMPLE: 3030109

Parameter	Units	Spike Conc.	LCS Result	LCS % Rec	% Rec Limits	Qualifiers
1,1,1,2-Tetrachloroethane	ug/L	50	50.7	101	60-140	
1,1,1-Trichloroethane	ug/L	50	43.1	86	60-140	
1,1,2,2-Tetrachloroethane	ug/L	50	50.7	101	60-140	
1,1,2-Trichloroethane	ug/L	50	45.5	91	60-140	
1,1-Dichloroethane	ug/L	50	41.1	82	60-140	
1,1-Dichloroethene	ug/L	50	42.6	85	60-140	
1,1-Dichloropropene	ug/L	50	43.0	86	60-140	
1,2,3-Trichlorobenzene	ug/L	50	51.5	103	60-140	
1,2,3-Trichloropropane	ug/L	50	52.0	104	60-140	
1,2,4-Trichlorobenzene	ug/L	50	52.3	105	60-140	
1,2,4-Trimethylbenzene	ug/L	50	47.5	95	60-140	
1,2-Dibromo-3-chloropropane	ug/L	50	52.2	104	60-140	
1,2-Dibromoethane (EDB)	ug/L	50	50.2	100	60-140	
1,2-Dichlorobenzene	ug/L	50	50.4	101	60-140	
1,2-Dichloroethane	ug/L	50	39.6	79	60-140	
1,2-Dichloropropane	ug/L	50	46.4	93	60-140	
1,3,5-Trimethylbenzene	ug/L	50	48.3	97	60-140	

Results presented on this page are in the units indicated by the "Units" column except where an alternate unit is presented to the right of the result.

REPORT OF LABORATORY ANALYSIS

This report shall not be reproduced, except in full,
without the written consent of Pace Analytical Services, LLC.

Pace Analytical Services, LLC
9800 Kincey Ave. Suite 100
Huntersville, NC 28078
(704)875-9092

QUALITY CONTROL DATA

Project: 2020-LI-2448 Incident
Pace Project No.: 92499667

LABORATORY CONTROL SAMPLE: 3030109

Parameter	Units	Spike Conc.	LCS Result	LCS % Rec	% Rec Limits	Qualifiers
1,3-Dichlorobenzene	ug/L	50	48.8	98	60-140	
1,3-Dichloropropane	ug/L	50	49.7	99	60-140	
1,4-Dichlorobenzene	ug/L	50	49.4	99	60-140	
2,2-Dichloropropane	ug/L	50	44.9	90	60-140	
2-Chlorotoluene	ug/L	50	50.8	102	60-140	
4-Chlorotoluene	ug/L	50	48.6	97	60-140	
Benzene	ug/L	50	46.6	93	60-140	
Bromobenzene	ug/L	50	47.6	95	60-140	
Bromochloromethane	ug/L	50	41.8	84	60-140	
Bromodichloromethane	ug/L	50	44.5	89	60-140	
Bromoform	ug/L	50	47.6	95	60-140	
Bromomethane	ug/L	50	34.4	69	60-140	
Carbon tetrachloride	ug/L	50	46.0	92	60-140	
Chlorobenzene	ug/L	50	50.0	100	60-140	
Chloroethane	ug/L	50	30.1	60	60-140	
Chloroform	ug/L	50	44.3	89	60-140	
Chloromethane	ug/L	50	31.9	64	60-140	
cis-1,2-Dichloroethene	ug/L	50	39.1	78	60-140	
cis-1,3-Dichloropropene	ug/L	50	48.3	97	60-140	
Dibromochloromethane	ug/L	50	50.1	100	60-140	
Dibromomethane	ug/L	50	46.3	93	60-140	
Dichlorodifluoromethane	ug/L	50	32.6	65	60-140	
Diisopropyl ether	ug/L	50	37.2	74	60-140	
Ethylbenzene	ug/L	50	49.2	98	60-140	
Hexachloro-1,3-butadiene	ug/L	50	52.6	105	60-140	
Isopropylbenzene (Cumene)	ug/L	50	50.6	101	60-140	
m&p-Xylene	ug/L	100	101	101	60-140	
Methyl-tert-butyl ether	ug/L	50	39.6	79	60-140	
Methylene Chloride	ug/L	50	38.4	77	60-140	
n-Butylbenzene	ug/L	50	51.2	102	60-140	
n-Propylbenzene	ug/L	50	48.6	97	60-140	
Naphthalene	ug/L	50	52.7	105	60-140	
o-Xylene	ug/L	50	49.4	99	60-140	
sec-Butylbenzene	ug/L	50	48.9	98	60-140	
Styrene	ug/L	50	51.2	102	60-140	
tert-Butylbenzene	ug/L	50	41.9	84	60-140	
Tetrachloroethene	ug/L	50	46.1	92	60-140	
Toluene	ug/L	50	45.9	92	60-140	
trans-1,2-Dichloroethene	ug/L	50	41.0	82	60-140	
trans-1,3-Dichloropropene	ug/L	50	47.6	95	60-140	
Trichloroethene	ug/L	50	46.6	93	60-140	
Trichlorofluoromethane	ug/L	50	34.0	68	60-140	
Vinyl chloride	ug/L	50	35.8	72	60-140	
1,2-Dichloroethane-d4 (S)	%			86	70-130	
4-Bromofluorobenzene (S)	%			103	70-130	
Toluene-d8 (S)	%			97	70-130	

Results presented on this page are in the units indicated by the "Units" column except where an alternate unit is presented to the right of the result.

REPORT OF LABORATORY ANALYSIS

This report shall not be reproduced, except in full,
without the written consent of Pace Analytical Services, LLC.

Pace Analytical Services, LLC
9800 Kincey Ave. Suite 100
Huntersville, NC 28078
(704)875-9092

QUALITY CONTROL DATA

Project: 2020-LI-2448 Incident
Pace Project No.: 92499667

MATRIX SPIKE & MATRIX SPIKE DUPLICATE: 3030110 3030111

Parameter	Units	92499587017 Result	MS Spike Conc.	MSD Spike Conc.	MS Result	MSD Result	MS % Rec	MSD % Rec	% Rec Limits	RPD	Qual
1,1,1,2-Tetrachloroethane	ug/L	ND	20	20	21.0	21.0	105	105	60-140	0	
1,1,1-Trichloroethane	ug/L	ND	20	20	18.8	18.8	94	94	60-140	0	
1,1,2,2-Tetrachloroethane	ug/L	ND	20	20	19.8	20.4	99	102	60-140	3	
1,1,2-Trichloroethane	ug/L	ND	20	20	14.8	18.2	74	91	60-140	21	
1,1-Dichloroethane	ug/L	ND	20	20	18.4	18.3	92	91	60-140	1	
1,1-Dichloroethene	ug/L	ND	20	20	20.5	20.9	102	104	60-140	2	
1,1-Dichloropropene	ug/L	ND	20	20	18.7	18.3	94	92	60-140	2	
1,2,3-Trichlorobenzene	ug/L	ND	20	20	18.4	19.8	92	99	60-140	7	
1,2,3-Trichloropropane	ug/L	ND	20	20	19.4	20.7	97	104	60-140	7	
1,2,4-Trichlorobenzene	ug/L	ND	20	20	18.9	20.2	94	101	60-140	7	
1,2,4-Trimethylbenzene	ug/L	ND	20	20	19.5	20.6	98	103	60-140	5	
1,2-Dibromo-3-chloropropane	ug/L	ND	20	20	19.6	20.1	98	100	60-140	2	
1,2-Dibromoethane (EDB)	ug/L	ND	20	20	21.0	21.0	105	105	60-140	0	
1,2-Dichlorobenzene	ug/L	ND	20	20	19.6	20.6	98	103	60-140	5	
1,2-Dichloroethane	ug/L	ND	20	20	16.9	17.0	85	85	60-140	1	
1,2-Dichloropropane	ug/L	ND	20	20	19.4	19.6	97	98	60-140	1	
1,3,5-Trimethylbenzene	ug/L	ND	20	20	20.2	21.4	101	107	60-140	6	
1,3-Dichlorobenzene	ug/L	ND	20	20	19.5	20.3	97	101	60-140	4	
1,3-Dichloropropane	ug/L	ND	20	20	21.1	21.4	105	107	60-140	2	
1,4-Dichlorobenzene	ug/L	ND	20	20	19.5	20.8	98	104	60-140	6	
2,2-Dichloropropane	ug/L	ND	20	20	19.2	19.1	96	95	60-140	1	
2-Chlorotoluene	ug/L	ND	20	20	21.4	22.2	107	111	60-140	4	
4-Chlorotoluene	ug/L	ND	20	20	19.7	20.7	98	104	60-140	5	
Benzene	ug/L	ND	20	20	19.7	19.9	99	99	60-140	1	
Bromobenzene	ug/L	ND	20	20	20.6	21.2	103	106	60-140	3	
Bromochloromethane	ug/L	ND	20	20	17.5	17.6	87	88	60-140	1	
Bromodichloromethane	ug/L	4.1	20	20	22.3	22.9	91	94	60-140	3	
Bromoform	ug/L	ND	20	20	18.5	17.7	93	88	60-140	5	
Bromomethane	ug/L	ND	20	20	11.8	15.4	59	77	60-140	26	M1
Carbon tetrachloride	ug/L	ND	20	20	20.2	19.8	101	99	60-140	2	
Chlorobenzene	ug/L	ND	20	20	21.3	21.2	106	106	60-140	1	
Chloroethane	ug/L	ND	20	20	19.1	18.4	96	92	60-140	4	
Chloroform	ug/L	15.2	20	20	33.9	34.5	94	96	60-140	2	
Chloromethane	ug/L	ND	20	20	13.8	13.3	69	66	60-140	4	
cis-1,2-Dichloroethene	ug/L	ND	20	20	17.2	17.2	86	86	60-140	0	
cis-1,3-Dichloropropene	ug/L	ND	20	20	18.8	19.5	94	98	60-140	4	
Dibromochloromethane	ug/L	1.3	20	20	22.4	22.4	106	105	60-140	0	
Dibromomethane	ug/L	ND	20	20	19.2	19.4	96	97	60-140	1	
Dichlorodifluoromethane	ug/L	ND	20	20	14.0	13.6	70	68	60-140	2	
Diisopropyl ether	ug/L	ND	20	20	16.4	16.2	82	81	60-140	1	
Ethylbenzene	ug/L	ND	20	20	20.7	20.9	104	105	60-140	1	
Hexachloro-1,3-butadiene	ug/L	ND	20	20	21.3	21.6	107	108	60-140	2	
Isopropylbenzene (Cumene)	ug/L	ND	20	20	21.1	21.3	106	107	60-140	1	
m&p-Xylene	ug/L	ND	40	40	42.7	42.7	107	107	60-140	0	
Methyl-tert-butyl ether	ug/L	ND	20	20	16.7	16.8	83	84	60-140	1	
Methylene Chloride	ug/L	ND	20	20	17.3	17.8	86	89	60-140	3	

Results presented on this page are in the units indicated by the "Units" column except where an alternate unit is presented to the right of the result.

REPORT OF LABORATORY ANALYSIS

This report shall not be reproduced, except in full,
without the written consent of Pace Analytical Services, LLC.

Pace Analytical Services, LLC
9800 Kincey Ave. Suite 100
Huntersville, NC 28078
(704)875-9092

QUALITY CONTROL DATA

Project: 2020-LI-2448 Incident
Pace Project No.: 92499667

MATRIX SPIKE & MATRIX SPIKE DUPLICATE: 3030110 3030111

Parameter	Units	92499587017 Result	MS Spike Conc.	MSD Spike Conc.	MS Result	MSD Result	MS % Rec	MSD % Rec	% Rec Limits	RPD	Qual
n-Butylbenzene	ug/L	ND	20	20	19.6	20.9	98	105	60-140	7	
n-Propylbenzene	ug/L	ND	20	20	20.2	21.7	101	109	60-140	7	
Naphthalene	ug/L	ND	20	20	17.6	19.4	88	97	60-140	10	
o-Xylene	ug/L	ND	20	20	21.1	21.1	105	105	60-140	0	
sec-Butylbenzene	ug/L	ND	20	20	20.2	21.7	101	109	60-140	7	
Styrene	ug/L	ND	20	20	20.2	20.4	101	102	60-140	1	
tert-Butylbenzene	ug/L	ND	20	20	17.9	18.9	90	95	60-140	5	
Tetrachloroethene	ug/L	ND	20	20	21.6	19.9	108	100	60-140	8	
Toluene	ug/L	ND	20	20	18.7	19.4	92	95	60-140	4	
trans-1,2-Dichloroethene	ug/L	ND	20	20	18.7	18.8	94	94	60-140	0	
trans-1,3-Dichloropropene	ug/L	ND	20	20	14.5	18.9	73	94	60-140	26	
Trichloroethene	ug/L	ND	20	20	19.9	20.3	100	101	60-140	2	
Trichlorofluoromethane	ug/L	ND	20	20	17.4	17.5	87	88	60-140	1	
Vinyl chloride	ug/L	ND	20	20	16.3	15.9	81	79	60-140	2	
1,2-Dichloroethane-d4 (S)	%						89	97	70-130		
4-Bromofluorobenzene (S)	%						97	98	70-130		
Toluene-d8 (S)	%						91	95	70-130		

Results presented on this page are in the units indicated by the "Units" column except where an alternate unit is presented to the right of the result.

REPORT OF LABORATORY ANALYSIS

This report shall not be reproduced, except in full,
without the written consent of Pace Analytical Services, LLC.

Pace Analytical Services, LLC
9800 Kincey Ave. Suite 100
Huntersville, NC 28078
(704)875-9092

QUALIFIERS

Project: 2020-LI-2448 Incident
Pace Project No.: 92499667

DEFINITIONS

DF - Dilution Factor, if reported, represents the factor applied to the reported data due to dilution of the sample aliquot.

ND - Not Detected at or above adjusted reporting limit.

TNTC - Too Numerous To Count

J - Estimated concentration above the adjusted method detection limit and below the adjusted reporting limit.

MDL - Adjusted Method Detection Limit.

PQL - Practical Quantitation Limit.

RL - Reporting Limit - The lowest concentration value that meets project requirements for quantitative data with known precision and bias for a specific analyte in a specific matrix.

S - Surrogate

1,2-Diphenylhydrazine decomposes to and cannot be separated from Azobenzene using Method 8270. The result for each analyte is a combined concentration.

Consistent with EPA guidelines, unrounded data are displayed and have been used to calculate % recovery and RPD values.

LCS(D) - Laboratory Control Sample (Duplicate)

MS(D) - Matrix Spike (Duplicate)

DUP - Sample Duplicate

RPD - Relative Percent Difference

NC - Not Calculable.

SG - Silica Gel - Clean-Up

U - Indicates the compound was analyzed for, but not detected.

Acid preservation may not be appropriate for 2 Chloroethylvinyl ether.

A separate vial preserved to a pH of 4-5 is recommended in SW846 Chapter 4 for the analysis of Acrolein and Acrylonitrile by EPA Method 8260.

N-Nitrosodiphenylamine decomposes and cannot be separated from Diphenylamine using Method 8270. The result reported for each analyte is a combined concentration.

Pace Analytical is TNI accredited. Contact your Pace PM for the current list of accredited analytes.

TNI - The NELAC Institute.

ANALYTE QUALIFIERS

M1	Matrix spike recovery exceeded QC limits. Batch accepted based on laboratory control sample (LCS) recovery.
P8	Analyte was detected in the method blank. All associated samples had concentrations of at least ten times greater than the blank or were below the reporting limit.

This report shall not be reproduced, except in full,
without the written consent of Pace Analytical Services, LLC.

Pace Analytical Services, LLC
9800 Kincey Ave. Suite 100
Huntersville, NC 28078
(704)875-9092

QUALITY CONTROL DATA CROSS REFERENCE TABLE

Project: 2020-LI-2448 Incident
Pace Project No.: 92499667

Lab ID	Sample ID	QC Batch Method	QC Batch	Analytical Method	Analytical Batch
92499667001	**13937_AC_RD_20201008**	MADEPV	1557958	MADEP VPH	1557958
92499667001	**13937_AC_RD_20201008**	EPA 3010A	572009	EPA 6010D	572041
92499667001	**13937_AC_RD_20201008**	SM 6200B	572111		

This report shall not be reproduced, except in full,
without the written consent of Pace Analytical Services, LLC.

Pace Analytical®

CHAIN-OF-CUSTODY Analytical Request Document

Chain-of-Custody is a LEGAL DOCUMENT - Complete all relevent fields

LAB USE O... ...ber or

WO# : 92499667

92499667

Container

Company: Apex Companies	Billing Information:
Address:	
Report To: Andrew Street	Email To: Andrew.Street@apexcos.com
Copy To:	Site Collection Info/Address: 13937 Asbury Chapel Road
Customer Project Name/Number: 2020-L1-2448 Incident	State: NC / County/City: Huntersville / Time Zone Collected: [ ] PT [ ] MT [ ] CT [ ] ET
Phone: / Email:	Site/Facility ID #: / Compliance Monitoring? [ ] Yes [ ] No
Collected By (print): Naomi Fretz	Purchase Order #: / Quote #: / DW PWS ID #: / DW Location Code:
Collected By (signature): Naomi Fretz	Turnaround Date Required: ASAP / Immediately Packed on Ice: [ ] Yes [ ] No
Sample Disposal: [ ] Dispose as appropriate [ ] Return [ ] Archive: ____ [ ] Hold: ____	Rush: [ ] Same Day [ ] Next Day [ ] 2 Day [ ] 3 Day [ ] 4 Day [ ] 5 Day (Expedite Charges Apply) / Field Filtered (if applicable): [ ] Yes [ ] No / Analysis: ____

** Preservative Types: (1) nitric acid, (2) sulfuric acid, (3) hydrochloric acid, (4) sodium hydroxide, (5) zinc acetate, (6) methanol, (7) sodium bisulfate, (8) sodium thiosulfate, (9) hexane, (A) ascorbic acid, (B) ammonium sulfate, (C) ammonium hydroxide, (D) TSP, (U) Unpreserved, (O) Other ____

* Matrix Codes (Insert in Matrix box below): Drinking Water (DW), Ground Water (GW), Wastewater (WW), Product (P), Soil/Solid (SL), Oil (OL), Wipe (WP), Air (AR), Tissue (TS), Bioassay (B), Vapor (V), Other (OT)

Analyses

Customer Sample ID	Matrix *	Comp / Grab	Collected (or Composite Start) Date	Collected (or Composite Start) Time	Composite End Date	Composite End Time	Res Cl	# of Ctns	VOCs 6200B	MADEP VPH	Lead							
13937AC-RD-20201008	DW	G	10/8/20	1730				8	X	X	X							

Lab Profile/Line:

Lab Sample Receipt Checklist:

Custody Seals Present/Intact	Y N NA
Custody Signatures Present	Y N NA
Collector Signature Present	Y N NA
Bottles Intact	Y N NA
Correct Bottles	Y N NA
Sufficient Volume	Y N NA
Samples Received on Ice	Y N NA
VOA - Headspace Acceptable	Y N NA
USDA Regulated Soils	Y N NA
Samples in Holding Time	Y N NA
Residual Chlorine Present	Y N NA
Cl Strips:	
Sample pH Acceptable	Y N NA
pH Strips:	
Sulfide Present	Y N NA
Lead Acetate Strips:	

LAB USE ONLY:
Lab Sample # / Comments:

92499667

001

Customer Remarks / Special Conditions / Possible Hazards:

Type of Ice Used: Wet Blue Dry None

Packing Material Used:

Radchem sample(s) screened (<500 cpm): Y N NA

SHORT HOLDS PRESENT (<72 hours): Y N N/A

Lab Tracking #: 2560673

Samples received via: FEDEX UPS Client Courier Pace Courier

Lab Sample Temperature Info:
Temp Blank Received: Y N NA
Therm ID#: 927061
Cooler 1 Temp Upon Receipt: 5.1 oC
Cooler 1 Therm Corr. Factor: 0 oC
Cooler 1 Corrected Temp: 5.1 oC
Comments:

Relinquished by/Company: (Signature)	Date/Time:	Received by/Company: (Signature)	Date/Time:
Naomi Fretz / Apex	10/8/20 1754	[signature] PACE HU	10.8.20 1754
Relinquished by/Company: (Signature)	Date/Time:	Received by/Company: (Signature)	Date/Time:
Relinquished by/Company: (Signature)	Date/Time:	Received by/Company: (Signature)	Date/Time:

MTJL LAB USE ONLY
Table #:
Acctnum:
Template:
Prelogin:
PM:
PB:

Trip Blank Received: Y N NA
HCL MeOH TSP Other

Non Conformance(s): YES / NO

Page: ____ of: ____

Pace Analytical Services, LLC
9800 Kincey Ave. Suite 100
Huntersville, NC 28078
(704)875-9092

October 15, 2020

Andrew Street
Apex Companies - NC
5900 Northwoods Business Pkwy
Suite 5900-0
Charlotte, NC 28269

RE: Project: 2020-LI-2448 Incident
Pace Project No.: 92499668

Dear Andrew Street:

Enclosed are the analytical results for sample(s) received by the laboratory on October 08, 2020. The results relate only to the samples included in this report. Results reported herein conform to the applicable TNI/NELAC Standards and the laboratory's Quality Manual, where applicable, unless otherwise noted in the body of the report.

The test results provided in this final report were generated by each of the following laboratories within the Pace Network:

- Pace National - Mt. Juliet
- Pace Analytical Services - Asheville
- Pace Analytical Services - Charlotte

If you have any questions concerning this report, please feel free to contact me.

Sincerely,

Angela M. Baioni

Angela Baioni
angela.baioni@pacelabs.com
(704)875-9092
Project Manager

Enclosures

cc: J Culbreath, Colonial Pipeline Company
Robert Hughes, Colonial Pipeline
Margaret King, APEX Companies, LLC
Emily Little, Apex Companies
Jeff Morrison, Colonial Pipeline Company
Tom Naumann, APEX Companies - NC
Joe Nicolette, Montrose-EPS
Christopher Schultz, Apex Companies
Alex Testoff, Montrose-EPS
Michael Verdon, Colonial Pipeline Company
JM Wyatt, Colonial Pipeline Company

REPORT OF LABORATORY ANALYSIS

This report shall not be reproduced, except in full,
without the written consent of Pace Analytical Services, LLC.

Pace Analytical Services, LLC
9800 Kincey Ave. Suite 100
Huntersville, NC 28078
(704)875-9092

CERTIFICATIONS

Project: 2020-LI-2448 Incident
Pace Project No.: 92499668

Pace Analytical Services National
12065 Lebanon Road, Mt. Juliet, TN 37122
Alabama Certification #: 40660
Alaska Certification 17-026
Arizona Certification #: AZ0612
Arkansas Certification #: 88-0469
California Certification #: 2932
Canada Certification #: 1461.01
Colorado Certification #: TN00003
Connecticut Certification #: PH-0197
DOD Certification: #1461.01
EPA# TN00003
Florida Certification #: E87487
Georgia DW Certification #: 923
Georgia Certification: NELAP
Idaho Certification #: TN00003
Illinois Certification #: 200008
Indiana Certification #: C-TN-01
Iowa Certification #: 364
Kansas Certification #: E-10277
Kentucky UST Certification #: 16
Kentucky Certification #: 90010
Louisiana Certification #: AI30792
Louisiana DW Certification #: LA180010
Maine Certification #: TN0002
Maryland Certification #: 324
Massachusetts Certification #: M-TN003
Michigan Certification #: 9958
Minnesota Certification #: 047-999-395
Mississippi Certification #: TN00003
Missouri Certification #: 340
Montana Certification #: CERT0086
Nebraska Certification #: NE-OS-15-05
Nevada Certification #: TN-03-2002-34
New Hampshire Certification #: 2975
New Jersey Certification #: TN002
New Mexico DW Certification
New York Certification #: 11742
North Carolina Aquatic Toxicity Certification #: 41
North Carolina Drinking Water Certification #: 21704
North Carolina Environmental Certificate #: 375
North Dakota Certification #: R-140
Ohio VAP Certification #: CL0069
Oklahoma Certification #: 9915
Oregon Certification #: TN200002
Pennsylvania Certification #: 68-02979
Rhode Island Certification #: LAO00356
South Carolina Certification #: 84004
South Dakota Certification
Tennessee DW/Chem/Micro Certification #: 2006
Texas Mold Certification #: LAB0152
Texas Certification #: T 104704245-17-14
USDA Soil Permit #: P330-15-00234
Utah Certification #: TN00003
Vermont Dept. of Health: ID# VT-2006
Virginia Certification #: VT2006
Virginia Certification #: 460132
Washington Certification #: C847
West Virginia Certification #: 233
Wisconsin Certification #: 998093910
Wyoming UST Certification #: via A2LA 2926.01
A2LA-ISO 17025 Certification #: 1461.01
A2LA-ISO 17025 Certification #: 1461.02
AIHA-LAP/LLC EMLAP Certification #:100789

Pace Analytical Services Charlotte
9800 Kincey Ave. Ste 100, Huntersville, NC 28078
Louisiana/NELAP Certification # LA170028
North Carolina Drinking Water Certification #: 37706
North Carolina Field Services Certification #: 5342
North Carolina Wastewater Certification #: 12
South Carolina Certification #: 99006001
Florida/NELAP Certification #: E87627
Kentucky UST Certification #: 84
Virginia/VELAP Certification #: 460221

Pace Analytical Services Asheville
2225 Riverside Drive, Asheville, NC 28804
Florida/NELAP Certification #: E87648
Massachusetts Certification #: M-NC030
North Carolina Drinking Water Certification #: 37712
North Carolina Wastewater Certification #: 40
South Carolina Certification #: 99030001
Virginia/VELAP Certification #: 460222

REPORT OF LABORATORY ANALYSIS

This report shall not be reproduced, except in full,
without the written consent of Pace Analytical Services, LLC.

Pace Analytical Services, LLC
9800 Kincey Ave. Suite 100
Huntersville, NC 28078
(704)875-9092

SAMPLE ANALYTE COUNT

Project: 2020-LI-2448 Incident
Pace Project No.: 92499668

Lab ID	Sample ID	Method	Analysts	Analytes Reported	Laboratory
92499668001	**13800_HC_RD_20201008**	MADEP VPH	JAH	6	PAN
		EPA 6010D	SH1	1	PASI-A
		SM 6200B	SAS	63	PASI-C

PAN = Pace National - Mt. Juliet
PASI-A = Pace Analytical Services - Asheville
PASI-C = Pace Analytical Services - Charlotte

This report shall not be reproduced, except in full,
without the written consent of Pace Analytical Services, LLC.

Pace Analytical Services, LLC
9800 Kincey Ave. Suite 100
Huntersville, NC 28078
(704)875-9092

ANALYTICAL RESULTS

Project: 2020-LI-2448 Incident
Pace Project No.: 92499668

Sample: 13800_HC_RD_20201008 **Lab ID: 92499668001** Collected: 10/08/20 11:05 Received: 10/08/20 17:54 Matrix: Water

Parameters	Results	Units	Report Limit	DF	Prepared	Analyzed	CAS No.	Qual
MADEPV	Analytical Method: MADEP VPH Preparation Method: MADEPV Pace National - Mt. Juliet							
Aliphatic (C05-C08)	ND	ug/L	100	1	10/13/20 02:43	10/13/20 02:43		
Aliphatic (C09-C12)	ND	ug/L	100	1	10/13/20 02:43	10/13/20 02:43		
Aromatic (C09-C10),Unadjusted	ND	ug/L	100	1	10/13/20 02:43	10/13/20 02:43	TPHC9C10A	
Total VPH	ND	ug/L	100	1	10/13/20 02:43	10/13/20 02:43	VPH	
Surrogates								
2,5-Dibromotoluene (FID)	90.3	%	70.0-130	1	10/13/20 02:43	10/13/20 02:43	615-59-8FID	
2,5-Dibromotoluene (PID)	83.1	%	70.0-130	1	10/13/20 02:43	10/13/20 02:43	615-59-8PID	
6010 MET ICP	Analytical Method: EPA 6010D Preparation Method: EPA 3010A Pace Analytical Services - Asheville							
Lead	ND	ug/L	5.0	1	10/09/20 01:18	10/09/20 08:52	7439-92-1	P8
6200B MSV	Analytical Method: SM 6200B Pace Analytical Services - Charlotte							
Benzene	ND	ug/L	0.50	1		10/09/20 13:32	71-43-2	
Bromobenzene	ND	ug/L	0.50	1		10/09/20 13:32	108-86-1	
Bromochloromethane	ND	ug/L	0.50	1		10/09/20 13:32	74-97-5	
Bromodichloromethane	ND	ug/L	0.50	1		10/09/20 13:32	75-27-4	
Bromoform	ND	ug/L	0.50	1		10/09/20 13:32	75-25-2	
Bromomethane	ND	ug/L	5.0	1		10/09/20 13:32	74-83-9	
n-Butylbenzene	ND	ug/L	0.50	1		10/09/20 13:32	104-51-8	
sec-Butylbenzene	ND	ug/L	0.50	1		10/09/20 13:32	135-98-8	
tert-Butylbenzene	ND	ug/L	0.50	1		10/09/20 13:32	98-06-6	
Carbon tetrachloride	ND	ug/L	0.50	1		10/09/20 13:32	56-23-5	
Chlorobenzene	ND	ug/L	0.50	1		10/09/20 13:32	108-90-7	
Chloroethane	ND	ug/L	1.0	1		10/09/20 13:32	75-00-3	
Chloroform	ND	ug/L	0.50	1		10/09/20 13:32	67-66-3	
Chloromethane	ND	ug/L	1.0	1		10/09/20 13:32	74-87-3	
2-Chlorotoluene	ND	ug/L	0.50	1		10/09/20 13:32	95-49-8	
4-Chlorotoluene	ND	ug/L	0.50	1		10/09/20 13:32	106-43-4	
1,2-Dibromo-3-chloropropane	ND	ug/L	1.0	1		10/09/20 13:32	96-12-8	
Dibromochloromethane	ND	ug/L	0.50	1		10/09/20 13:32	124-48-1	
1,2-Dibromoethane (EDB)	ND	ug/L	0.50	1		10/09/20 13:32	106-93-4	
Dibromomethane	ND	ug/L	0.50	1		10/09/20 13:32	74-95-3	
1,2-Dichlorobenzene	ND	ug/L	0.50	1		10/09/20 13:32	95-50-1	
1,3-Dichlorobenzene	ND	ug/L	0.50	1		10/09/20 13:32	541-73-1	
1,4-Dichlorobenzene	ND	ug/L	0.50	1		10/09/20 13:32	106-46-7	
Dichlorodifluoromethane	ND	ug/L	0.50	1		10/09/20 13:32	75-71-8	
1,1-Dichloroethane	ND	ug/L	0.50	1		10/09/20 13:32	75-34-3	
1,2-Dichloroethane	ND	ug/L	0.50	1		10/09/20 13:32	107-06-2	
1,1-Dichloroethene	ND	ug/L	0.50	1		10/09/20 13:32	75-35-4	
cis-1,2-Dichloroethene	ND	ug/L	0.50	1		10/09/20 13:32	156-59-2	
trans-1,2-Dichloroethene	ND	ug/L	0.50	1		10/09/20 13:32	156-60-5	
1,2-Dichloropropane	ND	ug/L	0.50	1		10/09/20 13:32	78-87-5	
1,3-Dichloropropane	ND	ug/L	0.50	1		10/09/20 13:32	142-28-9	
2,2-Dichloropropane	ND	ug/L	0.50	1		10/09/20 13:32	594-20-7	

REPORT OF LABORATORY ANALYSIS

This report shall not be reproduced, except in full,
without the written consent of Pace Analytical Services, LLC.

Pace Analytical Services, LLC
9800 Kincey Ave. Suite 100
Huntersville, NC 28078
(704)875-9092

ANALYTICAL RESULTS

Project: 2020-LI-2448 Incident
Pace Project No.: 92499668

Sample: 13800_HC_RD_20201008 **Lab ID: 92499668001** Collected: 10/08/20 11:05 Received: 10/08/20 17:54 Matrix: Water

Parameters	Results	Units	Report Limit	DF	Prepared	Analyzed	CAS No.	Qual
6200B MSV	Analytical Method: SM 6200B Pace Analytical Services - Charlotte							
1,1-Dichloropropene	ND	ug/L	0.50	1		10/09/20 13:32	563-58-6	
cis-1,3-Dichloropropene	ND	ug/L	0.50	1		10/09/20 13:32	10061-01-5	
trans-1,3-Dichloropropene	ND	ug/L	0.50	1		10/09/20 13:32	10061-02-6	
Diisopropyl ether	ND	ug/L	0.50	1		10/09/20 13:32	108-20-3	
Ethylbenzene	ND	ug/L	0.50	1		10/09/20 13:32	100-41-4	
Hexachloro-1,3-butadiene	ND	ug/L	2.0	1		10/09/20 13:32	87-68-3	
Isopropylbenzene (Cumene)	ND	ug/L	0.50	1		10/09/20 13:32	98-82-8	
Methylene Chloride	ND	ug/L	2.0	1		10/09/20 13:32	75-09-2	
Methyl-tert-butyl ether	ND	ug/L	0.50	1		10/09/20 13:32	1634-04-4	
Naphthalene	ND	ug/L	2.0	1		10/09/20 13:32	91-20-3	
n-Propylbenzene	ND	ug/L	0.50	1		10/09/20 13:32	103-65-1	
Styrene	ND	ug/L	0.50	1		10/09/20 13:32	100-42-5	
1,1,1,2-Tetrachloroethane	ND	ug/L	0.50	1		10/09/20 13:32	630-20-6	
1,1,2,2-Tetrachloroethane	ND	ug/L	0.50	1		10/09/20 13:32	79-34-5	
Tetrachloroethene	ND	ug/L	0.50	1		10/09/20 13:32	127-18-4	
Toluene	ND	ug/L	0.50	1		10/09/20 13:32	108-88-3	
1,2,3-Trichlorobenzene	ND	ug/L	2.0	1		10/09/20 13:32	87-61-6	
1,2,4-Trichlorobenzene	ND	ug/L	2.0	1		10/09/20 13:32	120-82-1	
1,1,1-Trichloroethane	ND	ug/L	0.50	1		10/09/20 13:32	71-55-6	
1,1,2-Trichloroethane	ND	ug/L	0.50	1		10/09/20 13:32	79-00-5	
Trichloroethene	ND	ug/L	0.50	1		10/09/20 13:32	79-01-6	
Trichlorofluoromethane	ND	ug/L	1.0	1		10/09/20 13:32	75-69-4	
1,2,3-Trichloropropane	ND	ug/L	0.50	1		10/09/20 13:32	96-18-4	
1,2,4-Trimethylbenzene	ND	ug/L	0.50	1		10/09/20 13:32	95-63-6	
1,3,5-Trimethylbenzene	ND	ug/L	0.50	1		10/09/20 13:32	108-67-8	
Vinyl chloride	ND	ug/L	1.0	1		10/09/20 13:32	75-01-4	
m&p-Xylene	ND	ug/L	1.0	1		10/09/20 13:32	179601-23-1	
o-Xylene	ND	ug/L	0.50	1		10/09/20 13:32	95-47-6	
Surrogates								
1,2-Dichloroethane-d4 (S)	93	%	70-130	1		10/09/20 13:32	17060-07-0	
4-Bromofluorobenzene (S)	96	%	70-130	1		10/09/20 13:32	460-00-4	
Toluene-d8 (S)	78	%	70-130	1		10/09/20 13:32	2037-26-5	

REPORT OF LABORATORY ANALYSIS

This report shall not be reproduced, except in full,
without the written consent of Pace Analytical Services, LLC.

Pace Analytical Services, LLC
9800 Kincey Ave. Suite 100
Huntersville, NC 28078
(704)875-9092

QUALITY CONTROL DATA

Project: 2020-LI-2448 Incident
Pace Project No.: 92499668

QC Batch: 1557958
QC Batch Method: MADEPV
Analysis Method: MADEP VPH
Analysis Description: MADEPV
Laboratory: Pace National - Mt. Juliet

Associated Lab Samples: 92499668001

METHOD BLANK: R3581724-3 Matrix: Water
Associated Lab Samples: 92499668001

Parameter	Units	Blank Result	Reporting Limit	Analyzed	Qualifiers
Aliphatic (C05-C08)	ug/L	ND	100	10/12/20 13:32	
Aliphatic (C09-C12)	ug/L	ND	100	10/12/20 13:32	
Aromatic (C09-C10),Unadjusted	ug/L	ND	100	10/12/20 13:32	
Total VPH	ug/L	ND	100	10/12/20 13:32	
2,5-Dibromotoluene (FID)	%	87.3	70.0-130	10/12/20 13:32	
2,5-Dibromotoluene (PID)	%	79.7	70.0-130	10/12/20 13:32	

LABORATORY CONTROL SAMPLE & LCSD: R3581724-1 R3581724-2

Parameter	Units	Spike Conc.	LCS Result	LCSD Result	LCS % Rec	LCSD % Rec	% Rec Limits	RPD	Max RPD	Qualifiers
Aliphatic (C05-C08)	ug/L	1200	1180	1190	98.3	99.2	70.0-130	0.844	25	
Aliphatic (C09-C12)	ug/L	1400	1490	1450	106	104	70.0-130	2.72	25	
Aromatic (C09-C10),Unadjusted	ug/L	200	190	229	95.0	115	70.0-130	18.6	25	
Total VPH	ug/L	2800	2860	2870	102	103	70.0-130	0.349	25	
2,5-Dibromotoluene (FID)	%				97.1	97.4	70.0-130			
2,5-Dibromotoluene (PID)	%				87.6	87.2	70.0-130			

Results presented on this page are in the units indicated by the "Units" column except where an alternate unit is presented to the right of the result.

REPORT OF LABORATORY ANALYSIS

This report shall not be reproduced, except in full,
without the written consent of Pace Analytical Services, LLC.

Pace Analytical Services, LLC
9800 Kincey Ave. Suite 100
Huntersville, NC 28078
(704)875-9092

QUALITY CONTROL DATA

Project: 2020-LI-2448 Incident
Pace Project No.: 92499668

QC Batch: 572009
QC Batch Method: EPA 3010A
Analysis Method: EPA 6010D
Analysis Description: 6010 MET
Laboratory: Pace Analytical Services - Asheville
Associated Lab Samples: 92499668001

METHOD BLANK: 3029866 Matrix: Water
Associated Lab Samples: 92499668001

Parameter	Units	Blank Result	Reporting Limit	Analyzed	Qualifiers
Lead	ug/L	5.4	5.0	10/09/20 07:58	P8

LABORATORY CONTROL SAMPLE: 3029867

Parameter	Units	Spike Conc.	LCS Result	LCS % Rec	% Rec Limits	Qualifiers
Lead	ug/L	500	459	92	80-120	

MATRIX SPIKE & MATRIX SPIKE DUPLICATE: 3029868 3029869

Parameter	Units	92499661001 Result	MS Spike Conc.	MSD Spike Conc.	MS Result	MSD Result	MS % Rec	MSD % Rec	% Rec Limits	RPD	Qual
Lead	ug/L	ND	500	500	490	503	98	101	75-125	3	

Results presented on this page are in the units indicated by the "Units" column except where an alternate unit is presented to the right of the result.

REPORT OF LABORATORY ANALYSIS

This report shall not be reproduced, except in full,
without the written consent of Pace Analytical Services, LLC.

Pace Analytical Services, LLC
9800 Kincey Ave. Suite 100
Huntersville, NC 28078
(704)875-9092

QUALITY CONTROL DATA

Project: 2020-LI-2448 Incident
Pace Project No.: 92499668

QC Batch: 572111
QC Batch Method: SM 6200B
Analysis Method: SM 6200B
Analysis Description: 6200B MSV
Laboratory: Pace Analytical Services - Charlotte

Associated Lab Samples: 92499668001

METHOD BLANK: 3030108 Matrix: Water
Associated Lab Samples: 92499668001

Parameter	Units	Blank Result	Reporting Limit	Analyzed	Qualifiers
1,1,1,2-Tetrachloroethane	ug/L	ND	0.50	10/09/20 10:15	
1,1,1-Trichloroethane	ug/L	ND	0.50	10/09/20 10:15	
1,1,2,2-Tetrachloroethane	ug/L	ND	0.50	10/09/20 10:15	
1,1,2-Trichloroethane	ug/L	ND	0.50	10/09/20 10:15	
1,1-Dichloroethane	ug/L	ND	0.50	10/09/20 10:15	
1,1-Dichloroethene	ug/L	ND	0.50	10/09/20 10:15	
1,1-Dichloropropene	ug/L	ND	0.50	10/09/20 10:15	
1,2,3-Trichlorobenzene	ug/L	ND	2.0	10/09/20 10:15	
1,2,3-Trichloropropane	ug/L	ND	0.50	10/09/20 10:15	
1,2,4-Trichlorobenzene	ug/L	ND	2.0	10/09/20 10:15	
1,2,4-Trimethylbenzene	ug/L	ND	0.50	10/09/20 10:15	
1,2-Dibromo-3-chloropropane	ug/L	ND	1.0	10/09/20 10:15	
1,2-Dibromoethane (EDB)	ug/L	ND	0.50	10/09/20 10:15	
1,2-Dichlorobenzene	ug/L	ND	0.50	10/09/20 10:15	
1,2-Dichloroethane	ug/L	ND	0.50	10/09/20 10:15	
1,2-Dichloropropane	ug/L	ND	0.50	10/09/20 10:15	
1,3,5-Trimethylbenzene	ug/L	ND	0.50	10/09/20 10:15	
1,3-Dichlorobenzene	ug/L	ND	0.50	10/09/20 10:15	
1,3-Dichloropropane	ug/L	ND	0.50	10/09/20 10:15	
1,4-Dichlorobenzene	ug/L	ND	0.50	10/09/20 10:15	
2,2-Dichloropropane	ug/L	ND	0.50	10/09/20 10:15	
2-Chlorotoluene	ug/L	ND	0.50	10/09/20 10:15	
4-Chlorotoluene	ug/L	ND	0.50	10/09/20 10:15	
Benzene	ug/L	ND	0.50	10/09/20 10:15	
Bromobenzene	ug/L	ND	0.50	10/09/20 10:15	
Bromochloromethane	ug/L	ND	0.50	10/09/20 10:15	
Bromodichloromethane	ug/L	ND	0.50	10/09/20 10:15	
Bromoform	ug/L	ND	0.50	10/09/20 10:15	
Bromomethane	ug/L	ND	5.0	10/09/20 10:15	
Carbon tetrachloride	ug/L	ND	0.50	10/09/20 10:15	
Chlorobenzene	ug/L	ND	0.50	10/09/20 10:15	
Chloroethane	ug/L	ND	1.0	10/09/20 10:15	
Chloroform	ug/L	ND	0.50	10/09/20 10:15	
Chloromethane	ug/L	ND	1.0	10/09/20 10:15	
cis-1,2-Dichloroethene	ug/L	ND	0.50	10/09/20 10:15	
cis-1,3-Dichloropropene	ug/L	ND	0.50	10/09/20 10:15	
Dibromochloromethane	ug/L	ND	0.50	10/09/20 10:15	
Dibromomethane	ug/L	ND	0.50	10/09/20 10:15	
Dichlorodifluoromethane	ug/L	ND	0.50	10/09/20 10:15	
Diisopropyl ether	ug/L	ND	0.50	10/09/20 10:15	

Results presented on this page are in the units indicated by the "Units" column except where an alternate unit is presented to the right of the result.

REPORT OF LABORATORY ANALYSIS

This report shall not be reproduced, except in full,
without the written consent of Pace Analytical Services, LLC.

Pace Analytical Services, LLC
9800 Kincey Ave. Suite 100
Huntersville, NC 28078
(704)875-9092

QUALITY CONTROL DATA

Project: 2020-LI-2448 Incident
Pace Project No.: 92499668

METHOD BLANK: 3030108 Matrix: Water
Associated Lab Samples: 92499668001

Parameter	Units	Blank Result	Reporting Limit	Analyzed	Qualifiers
Ethylbenzene	ug/L	ND	0.50	10/09/20 10:15	
Hexachloro-1,3-butadiene	ug/L	ND	2.0	10/09/20 10:15	
Isopropylbenzene (Cumene)	ug/L	ND	0.50	10/09/20 10:15	
m&p-Xylene	ug/L	ND	1.0	10/09/20 10:15	
Methyl-tert-butyl ether	ug/L	ND	0.50	10/09/20 10:15	
Methylene Chloride	ug/L	ND	2.0	10/09/20 10:15	
n-Butylbenzene	ug/L	ND	0.50	10/09/20 10:15	
n-Propylbenzene	ug/L	ND	0.50	10/09/20 10:15	
Naphthalene	ug/L	ND	2.0	10/09/20 10:15	
o-Xylene	ug/L	ND	0.50	10/09/20 10:15	
sec-Butylbenzene	ug/L	ND	0.50	10/09/20 10:15	
Styrene	ug/L	ND	0.50	10/09/20 10:15	
tert-Butylbenzene	ug/L	ND	0.50	10/09/20 10:15	
Tetrachloroethene	ug/L	ND	0.50	10/09/20 10:15	
Toluene	ug/L	ND	0.50	10/09/20 10:15	
trans-1,2-Dichloroethene	ug/L	ND	0.50	10/09/20 10:15	
trans-1,3-Dichloropropene	ug/L	ND	0.50	10/09/20 10:15	
Trichloroethene	ug/L	ND	0.50	10/09/20 10:15	
Trichlorofluoromethane	ug/L	ND	1.0	10/09/20 10:15	
Vinyl chloride	ug/L	ND	1.0	10/09/20 10:15	
1,2-Dichloroethane-d4 (S)	%	86	70-130	10/09/20 10:15	
4-Bromofluorobenzene (S)	%	97	70-130	10/09/20 10:15	
Toluene-d8 (S)	%	96	70-130	10/09/20 10:15	

LABORATORY CONTROL SAMPLE: 3030109

Parameter	Units	Spike Conc.	LCS Result	LCS % Rec	% Rec Limits	Qualifiers
1,1,1,2-Tetrachloroethane	ug/L	50	50.7	101	60-140	
1,1,1-Trichloroethane	ug/L	50	43.1	86	60-140	
1,1,2,2-Tetrachloroethane	ug/L	50	50.7	101	60-140	
1,1,2-Trichloroethane	ug/L	50	45.5	91	60-140	
1,1-Dichloroethane	ug/L	50	41.1	82	60-140	
1,1-Dichloroethene	ug/L	50	42.6	85	60-140	
1,1-Dichloropropene	ug/L	50	43.0	86	60-140	
1,2,3-Trichlorobenzene	ug/L	50	51.5	103	60-140	
1,2,3-Trichloropropane	ug/L	50	52.0	104	60-140	
1,2,4-Trichlorobenzene	ug/L	50	52.3	105	60-140	
1,2,4-Trimethylbenzene	ug/L	50	47.5	95	60-140	
1,2-Dibromo-3-chloropropane	ug/L	50	52.2	104	60-140	
1,2-Dibromoethane (EDB)	ug/L	50	50.2	100	60-140	
1,2-Dichlorobenzene	ug/L	50	50.4	101	60-140	
1,2-Dichloroethane	ug/L	50	39.6	79	60-140	
1,2-Dichloropropane	ug/L	50	46.4	93	60-140	
1,3,5-Trimethylbenzene	ug/L	50	48.3	97	60-140	

Results presented on this page are in the units indicated by the "Units" column except where an alternate unit is presented to the right of the result.

REPORT OF LABORATORY ANALYSIS

This report shall not be reproduced, except in full,
without the written consent of Pace Analytical Services, LLC.

Pace Analytical Services, LLC
9800 Kincey Ave. Suite 100
Huntersville, NC 28078
(704)875-9092

QUALITY CONTROL DATA

Project: 2020-LI-2448 Incident
Pace Project No.: 92499668

LABORATORY CONTROL SAMPLE: 3030109

Parameter	Units	Spike Conc.	LCS Result	LCS % Rec	% Rec Limits	Qualifiers
1,3-Dichlorobenzene	ug/L	50	48.8	98	60-140	
1,3-Dichloropropane	ug/L	50	49.7	99	60-140	
1,4-Dichlorobenzene	ug/L	50	49.4	99	60-140	
2,2-Dichloropropane	ug/L	50	44.9	90	60-140	
2-Chlorotoluene	ug/L	50	50.8	102	60-140	
4-Chlorotoluene	ug/L	50	48.6	97	60-140	
Benzene	ug/L	50	46.6	93	60-140	
Bromobenzene	ug/L	50	47.6	95	60-140	
Bromochloromethane	ug/L	50	41.8	84	60-140	
Bromodichloromethane	ug/L	50	44.5	89	60-140	
Bromoform	ug/L	50	47.6	95	60-140	
Bromomethane	ug/L	50	34.4	69	60-140	
Carbon tetrachloride	ug/L	50	46.0	92	60-140	
Chlorobenzene	ug/L	50	50.0	100	60-140	
Chloroethane	ug/L	50	30.1	60	60-140	
Chloroform	ug/L	50	44.3	89	60-140	
Chloromethane	ug/L	50	31.9	64	60-140	
cis-1,2-Dichloroethene	ug/L	50	39.1	78	60-140	
cis-1,3-Dichloropropene	ug/L	50	48.3	97	60-140	
Dibromochloromethane	ug/L	50	50.1	100	60-140	
Dibromomethane	ug/L	50	46.3	93	60-140	
Dichlorodifluoromethane	ug/L	50	32.6	65	60-140	
Diisopropyl ether	ug/L	50	37.2	74	60-140	
Ethylbenzene	ug/L	50	49.2	98	60-140	
Hexachloro-1,3-butadiene	ug/L	50	52.6	105	60-140	
Isopropylbenzene (Cumene)	ug/L	50	50.6	101	60-140	
m&p-Xylene	ug/L	100	101	101	60-140	
Methyl-tert-butyl ether	ug/L	50	39.6	79	60-140	
Methylene Chloride	ug/L	50	38.4	77	60-140	
n-Butylbenzene	ug/L	50	51.2	102	60-140	
n-Propylbenzene	ug/L	50	48.6	97	60-140	
Naphthalene	ug/L	50	52.7	105	60-140	
o-Xylene	ug/L	50	49.4	99	60-140	
sec-Butylbenzene	ug/L	50	48.9	98	60-140	
Styrene	ug/L	50	51.2	102	60-140	
tert-Butylbenzene	ug/L	50	41.9	84	60-140	
Tetrachloroethene	ug/L	50	46.1	92	60-140	
Toluene	ug/L	50	45.9	92	60-140	
trans-1,2-Dichloroethene	ug/L	50	41.0	82	60-140	
trans-1,3-Dichloropropene	ug/L	50	47.6	95	60-140	
Trichloroethene	ug/L	50	46.6	93	60-140	
Trichlorofluoromethane	ug/L	50	34.0	68	60-140	
Vinyl chloride	ug/L	50	35.8	72	60-140	
1,2-Dichloroethane-d4 (S)	%			86	70-130	
4-Bromofluorobenzene (S)	%			103	70-130	
Toluene-d8 (S)	%			97	70-130	

Results presented on this page are in the units indicated by the "Units" column except where an alternate unit is presented to the right of the result.

REPORT OF LABORATORY ANALYSIS

This report shall not be reproduced, except in full,
without the written consent of Pace Analytical Services, LLC.

Pace Analytical Services, LLC
9800 Kincey Ave. Suite 100
Huntersville, NC 28078
(704)875-9092

QUALITY CONTROL DATA

Project: 2020-LI-2448 Incident
Pace Project No.: 92499668

MATRIX SPIKE & MATRIX SPIKE DUPLICATE: 3030110 3030111

Parameter	Units	92499587017 Result	MS Spike Conc.	MSD Spike Conc.	MS Result	MSD Result	MS % Rec	MSD % Rec	% Rec Limits	RPD	Qual
1,1,1,2-Tetrachloroethane	ug/L	ND	20	20	21.0	21.0	105	105	60-140	0	
1,1,1-Trichloroethane	ug/L	ND	20	20	18.8	18.8	94	94	60-140	0	
1,1,2,2-Tetrachloroethane	ug/L	ND	20	20	19.8	20.4	99	102	60-140	3	
1,1,2-Trichloroethane	ug/L	ND	20	20	14.8	18.2	74	91	60-140	21	
1,1-Dichloroethane	ug/L	ND	20	20	18.4	18.3	92	91	60-140	1	
1,1-Dichloroethene	ug/L	ND	20	20	20.5	20.9	102	104	60-140	2	
1,1-Dichloropropene	ug/L	ND	20	20	18.7	18.3	94	92	60-140	2	
1,2,3-Trichlorobenzene	ug/L	ND	20	20	18.4	19.8	92	99	60-140	7	
1,2,3-Trichloropropane	ug/L	ND	20	20	19.4	20.7	97	104	60-140	7	
1,2,4-Trichlorobenzene	ug/L	ND	20	20	18.9	20.2	94	101	60-140	7	
1,2,4-Trimethylbenzene	ug/L	ND	20	20	19.5	20.6	98	103	60-140	5	
1,2-Dibromo-3-chloropropane	ug/L	ND	20	20	19.6	20.1	98	100	60-140	2	
1,2-Dibromoethane (EDB)	ug/L	ND	20	20	21.0	21.0	105	105	60-140	0	
1,2-Dichlorobenzene	ug/L	ND	20	20	19.6	20.6	98	103	60-140	5	
1,2-Dichloroethane	ug/L	ND	20	20	16.9	17.0	85	85	60-140	1	
1,2-Dichloropropane	ug/L	ND	20	20	19.4	19.6	97	98	60-140	1	
1,3,5-Trimethylbenzene	ug/L	ND	20	20	20.2	21.4	101	107	60-140	6	
1,3-Dichlorobenzene	ug/L	ND	20	20	19.5	20.3	97	101	60-140	4	
1,3-Dichloropropane	ug/L	ND	20	20	21.1	21.4	105	107	60-140	2	
1,4-Dichlorobenzene	ug/L	ND	20	20	19.5	20.8	98	104	60-140	6	
2,2-Dichloropropane	ug/L	ND	20	20	19.2	19.1	96	95	60-140	1	
2-Chlorotoluene	ug/L	ND	20	20	21.4	22.2	107	111	60-140	4	
4-Chlorotoluene	ug/L	ND	20	20	19.7	20.7	98	104	60-140	5	
Benzene	ug/L	ND	20	20	19.7	19.9	99	99	60-140	1	
Bromobenzene	ug/L	ND	20	20	20.6	21.2	103	106	60-140	3	
Bromochloromethane	ug/L	ND	20	20	17.5	17.6	87	88	60-140	1	
Bromodichloromethane	ug/L	4.1	20	20	22.3	22.9	91	94	60-140	3	
Bromoform	ug/L	ND	20	20	18.5	17.7	93	88	60-140	5	
Bromomethane	ug/L	ND	20	20	11.8	15.4	59	77	60-140	26	M1
Carbon tetrachloride	ug/L	ND	20	20	20.2	19.8	101	99	60-140	2	
Chlorobenzene	ug/L	ND	20	20	21.3	21.2	106	106	60-140	1	
Chloroethane	ug/L	ND	20	20	19.1	18.4	96	92	60-140	4	
Chloroform	ug/L	15.2	20	20	33.9	34.5	94	96	60-140	2	
Chloromethane	ug/L	ND	20	20	13.8	13.3	69	66	60-140	4	
cis-1,2-Dichloroethene	ug/L	ND	20	20	17.2	17.2	86	86	60-140	0	
cis-1,3-Dichloropropene	ug/L	ND	20	20	18.8	19.5	94	98	60-140	4	
Dibromochloromethane	ug/L	1.3	20	20	22.4	22.4	106	105	60-140	0	
Dibromomethane	ug/L	ND	20	20	19.2	19.4	96	97	60-140	1	
Dichlorodifluoromethane	ug/L	ND	20	20	14.0	13.6	70	68	60-140	2	
Diisopropyl ether	ug/L	ND	20	20	16.4	16.2	82	81	60-140	1	
Ethylbenzene	ug/L	ND	20	20	20.7	20.9	104	105	60-140	1	
Hexachloro-1,3-butadiene	ug/L	ND	20	20	21.3	21.6	107	108	60-140	2	
Isopropylbenzene (Cumene)	ug/L	ND	20	20	21.1	21.3	106	107	60-140	1	
m&p-Xylene	ug/L	ND	40	40	42.7	42.7	107	107	60-140	0	
Methyl-tert-butyl ether	ug/L	ND	20	20	16.7	16.8	83	84	60-140	1	
Methylene Chloride	ug/L	ND	20	20	17.3	17.8	86	89	60-140	3	

Results presented on this page are in the units indicated by the "Units" column except where an alternate unit is presented to the right of the result.

REPORT OF LABORATORY ANALYSIS

This report shall not be reproduced, except in full,
without the written consent of Pace Analytical Services, LLC.

Pace Analytical Services, LLC
9800 Kincey Ave. Suite 100
Huntersville, NC 28078
(704)875-9092

QUALITY CONTROL DATA

Project: 2020-LI-2448 Incident
Pace Project No.: 92499668

MATRIX SPIKE & MATRIX SPIKE DUPLICATE: 3030110 3030111

Parameter	Units	92499587017 Result	MS Spike Conc.	MSD Spike Conc.	MS Result	MSD Result	MS % Rec	MSD % Rec	% Rec Limits	RPD	Qual
n-Butylbenzene	ug/L	ND	20	20	19.6	20.9	98	105	60-140	7	
n-Propylbenzene	ug/L	ND	20	20	20.2	21.7	101	109	60-140	7	
Naphthalene	ug/L	ND	20	20	17.6	19.4	88	97	60-140	10	
o-Xylene	ug/L	ND	20	20	21.1	21.1	105	105	60-140	0	
sec-Butylbenzene	ug/L	ND	20	20	20.2	21.7	101	109	60-140	7	
Styrene	ug/L	ND	20	20	20.2	20.4	101	102	60-140	1	
tert-Butylbenzene	ug/L	ND	20	20	17.9	18.9	90	95	60-140	5	
Tetrachloroethene	ug/L	ND	20	20	21.6	19.9	108	100	60-140	8	
Toluene	ug/L	ND	20	20	18.7	19.4	92	95	60-140	4	
trans-1,2-Dichloroethene	ug/L	ND	20	20	18.7	18.8	94	94	60-140	0	
trans-1,3-Dichloropropene	ug/L	ND	20	20	14.5	18.9	73	94	60-140	26	
Trichloroethene	ug/L	ND	20	20	19.9	20.3	100	101	60-140	2	
Trichlorofluoromethane	ug/L	ND	20	20	17.4	17.5	87	88	60-140	1	
Vinyl chloride	ug/L	ND	20	20	16.3	15.9	81	79	60-140	2	
1,2-Dichloroethane-d4 (S)	%						89	97	70-130		
4-Bromofluorobenzene (S)	%						97	98	70-130		
Toluene-d8 (S)	%						91	95	70-130		

Results presented on this page are in the units indicated by the "Units" column except where an alternate unit is presented to the right of the result.

REPORT OF LABORATORY ANALYSIS

This report shall not be reproduced, except in full,
without the written consent of Pace Analytical Services, LLC.

Pace Analytical Services, LLC
9800 Kincey Ave. Suite 100
Huntersville, NC 28078
(704)875-9092

QUALIFIERS

Project: 2020-LI-2448 Incident
Pace Project No.: 92499668

DEFINITIONS

DF - Dilution Factor, if reported, represents the factor applied to the reported data due to dilution of the sample aliquot.

ND - Not Detected at or above adjusted reporting limit.

TNTC - Too Numerous To Count

J - Estimated concentration above the adjusted method detection limit and below the adjusted reporting limit.

MDL - Adjusted Method Detection Limit.

PQL - Practical Quantitation Limit.

RL - Reporting Limit - The lowest concentration value that meets project requirements for quantitative data with known precision and bias for a specific analyte in a specific matrix.

S - Surrogate

1,2-Diphenylhydrazine decomposes to and cannot be separated from Azobenzene using Method 8270. The result for each analyte is a combined concentration.

Consistent with EPA guidelines, unrounded data are displayed and have been used to calculate % recovery and RPD values.

LCS(D) - Laboratory Control Sample (Duplicate)

MS(D) - Matrix Spike (Duplicate)

DUP - Sample Duplicate

RPD - Relative Percent Difference

NC - Not Calculable.

SG - Silica Gel - Clean-Up

U - Indicates the compound was analyzed for, but not detected.

Acid preservation may not be appropriate for 2 Chloroethylvinyl ether.

A separate vial preserved to a pH of 4-5 is recommended in SW846 Chapter 4 for the analysis of Acrolein and Acrylonitrile by EPA Method 8260.

N-Nitrosodiphenylamine decomposes and cannot be separated from Diphenylamine using Method 8270. The result reported for each analyte is a combined concentration.

Pace Analytical is TNI accredited. Contact your Pace PM for the current list of accredited analytes.

TNI - The NELAC Institute.

ANALYTE QUALIFIERS

M1	Matrix spike recovery exceeded QC limits. Batch accepted based on laboratory control sample (LCS) recovery.
P8	Analyte was detected in the method blank. All associated samples had concentrations of at least ten times greater than the blank or were below the reporting limit.

This report shall not be reproduced, except in full,
without the written consent of Pace Analytical Services, LLC.

Pace Analytical Services, LLC
9800 Kincey Ave. Suite 100
Huntersville, NC 28078
(704)875-9092

QUALITY CONTROL DATA CROSS REFERENCE TABLE

Project: 2020-LI-2448 Incident
Pace Project No.: 92499668

Lab ID	Sample ID	QC Batch Method	QC Batch	Analytical Method	Analytical Batch
92499668001	**13800_HC_RD_20201008**	MADEPV	1557958	MADEP VPH	1557958
92499668001	**13800_HC_RD_20201008**	EPA 3010A	572009	EPA 6010D	572041
92499668001	**13800_HC_RD_20201008**	SM 6200B	572111		

This report shall not be reproduced, except in full,
without the written consent of Pace Analytical Services, LLC.

CHAIN-OF-CUSTODY Analytical Request Document

Pace Analytical

Chain-of-Custody is a LEGAL DOCUMENT - Complete all relevent fields

WO# : 92499668

92499668

LAB US... Number or

Company: Apex Companies

Address:

Billing Information:

Report To: Andrew Street

Email To: Andrew.Street@apexcos.com

Copy To:

Site Collection Info/Address: 13800 Huntersville Concord Rd.

Customer Project Name/Number: 2020-LI-2448 Incident

State: NC County/City: Huntersville Time Zone Collected: [ ] PT [ ] MT [ ] CT [ ] ET

Phone:
Email:

Site/Facility ID #:

Compliance Monitoring? [ ] Yes [ ] No

Collected By (print): Naomi Fretz

Purchase Order #:
Quote #:

DW PWS ID #:
DW Location Code:

Collected By (signature): Naomi Fretz

Turnaround Date Required: ASAP

Immediately Packed on Ice: [ ] Yes [ ] No

Sample Disposal:
[ ] Dispose as appropriate [ ] Return
[ ] Archive: _____
[ ] Hold: _____

Rush:
[ ] Same Day [ ] Next Day
[ ] 2 Day [ ] 3 Day [ ] 4 Day [ ] 5 Day
(Expedite Charges Apply)

Field Filtered (if applicable): [ ] Yes [ ] No

Analysis: _____

* Matrix Codes (Insert in Matrix box below): Drinking Water (DW), Ground Water (GW), Wastewater (WW), Product (P), Soil/Solid (SL), Oil (OL), Wipe (WP), Air (AR), Tissue (TS), Bioassay (B), Vapor (V), Other (OT)

** Preservative Types: (1) nitric acid, (2) sulfuric acid, (3) hydrochloric acid, (4) sodium hydroxide, (5) zinc acetate, (6) methanol, (7) sodium bisulfate, (8) sodium thiosulfate, (9) hexane, (A) ascorbic acid, (B) ammonium sulfate, (C) ammonium hydroxide, (D) TSP, (U) Unpreserved, (O) Other _____

Customer Sample ID	Matrix *	Comp / Grab	Collected (or Composite Start) Date	Collected (or Composite Start) Time	Composite End Date	Composite End Time	Res Cl	# of Ctns	Analyses: VOCs 6200B	Analyses: MADEP VPH	Analyses: Lead
13800_HC_BD_20201008	DW	G	10/8/20	1105				8	X	X	X

Lab Profile/Line:

Lab Sample Receipt Checklist:

Custody Seals Present/Intact	Y	N NA
Custody Signatures Present	Y	N NA
Collector Signature Present	Y	N NA
Bottles Intact	Y	N NA
Correct Bottles	Y	N NA
Sufficient Volume	Y	N NA
Samples Received on Ice	Y	N NA
VOA - Headspace Acceptable	Y	N NA
USDA Regulated Soils	Y	N NA
Samples in Holding Time	Y	N NA
Residual Chlorine Present	Y	N NA
Cl Strips: _____		
Sample pH Acceptable	Y	N NA
pH Strips: _____		
Sulfide Present	Y	N NA
Lead Acetate Strips: _____		

LAB USE ONLY:
Lab Sample # / Comments:
92499668 09

Customer Remarks / Special Conditions / Possible Hazards:

Type of Ice Used: Wet Blue Dry None

Packing Material Used:

Radchem sample(s) screened (<500 cpm): Y N NA

SHORT HOLDS PRESENT (<72 hours): Y N N/A

Lab Tracking #: 2528780

Samples received via: FEDEX UPS Client Courier Pace Courier

Lab Sample Temperature Info:
Temp Blank Received: Y N NA
Therm ID#: S2T001
Cooler 1 Temp Upon Receipt: 5.1 oC
Cooler 1 Therm Corr. Factor: 0 oC
Cooler 1 Corrected Temp: 5.1 oC
Comments:

Relinquished by/Company: (Signature)	Date/Time:	Received by/Company: (Signature)	Date/Time:
Naomi Fretz / Apex	10/8/20 1754	Apex HC	10/8/20 1754
Relinquished by/Company: (Signature)	Date/Time:	Received by/Company: (Signature)	Date/Time:
Relinquished by/Company: (Signature)	Date/Time:	Received by/Company: (Signature)	Date/Time:

MTJL LAB USE ONLY
Table #:
Acctnum:
Template:
Prelogin:
PM:
PB:

Trip Blank Received: Y N NA
HCL MeOH TSP Other

Non Conformance(s): YES / NO

Page: _____ of: _____

Pace Analytical Services, LLC
9800 Kincey Ave. Suite 100
Huntersville, NC 28078
(704)875-9092

October 15, 2020

Andrew Street
Apex Companies - NC
5900 Northwoods Business Pkwy
Suite 5900-0
Charlotte, NC 28269

RE: Project: 2020-LI-2448 Incident
Pace Project No.: 92499669

Dear Andrew Street:

Enclosed are the analytical results for sample(s) received by the laboratory on October 08, 2020. The results relate only to the samples included in this report. Results reported herein conform to the applicable TNI/NELAC Standards and the laboratory's Quality Manual, where applicable, unless otherwise noted in the body of the report.

The test results provided in this final report were generated by each of the following laboratories within the Pace Network:

- Pace National - Mt. Juliet
- Pace Analytical Services - Asheville
- Pace Analytical Services - Charlotte

If you have any questions concerning this report, please feel free to contact me.

Sincerely,

Angela M. Baioni

Angela Baioni
angela.baioni@pacelabs.com
(704)875-9092
Project Manager

Enclosures

cc: J Culbreath, Colonial Pipeline Company
Robert Hughes, Colonial Pipeline
Margaret King, APEX Companies, LLC
Emily Little, Apex Companies
Jeff Morrison, Colonial Pipeline Company
Tom Naumann, APEX Companies - NC
Joe Nicolette, Montrose-EPS
Christopher Schultz, Apex Companies
Alex Testoff, Montrose-EPS
Michael Verdon, Colonial Pipeline Company
JM Wyatt, Colonial Pipeline Company

This report shall not be reproduced, except in full,
without the written consent of Pace Analytical Services, LLC.

Pace Analytical Services, LLC
9800 Kincey Ave. Suite 100
Huntersville, NC 28078
(704)875-9092

CERTIFICATIONS

Project: 2020-LI-2448 Incident
Pace Project No.: 92499669

Pace Analytical Services National
12065 Lebanon Road, Mt. Juliet, TN 37122
Alabama Certification #: 40660
Alaska Certification 17-026
Arizona Certification #: AZ0612
Arkansas Certification #: 88-0469
California Certification #: 2932
Canada Certification #: 1461.01
Colorado Certification #: TN00003
Connecticut Certification #: PH-0197
DOD Certification: #1461.01
EPA# TN00003
Florida Certification #: E87487
Georgia DW Certification #: 923
Georgia Certification: NELAP
Idaho Certification #: TN00003
Illinois Certification #: 200008
Indiana Certification #: C-TN-01
Iowa Certification #: 364
Kansas Certification #: E-10277
Kentucky UST Certification #: 16
Kentucky Certification #: 90010
Louisiana Certification #: AI30792
Louisiana DW Certification #: LA180010
Maine Certification #: TN0002
Maryland Certification #: 324
Massachusetts Certification #: M-TN003
Michigan Certification #: 9958
Minnesota Certification #: 047-999-395
Mississippi Certification #: TN00003
Missouri Certification #: 340
Montana Certification #: CERT0086
Nebraska Certification #: NE-OS-15-05
Nevada Certification #: TN-03-2002-34
New Hampshire Certification #: 2975
New Jersey Certification #: TN002
New Mexico DW Certification
New York Certification #: 11742
North Carolina Aquatic Toxicity Certification #: 41
North Carolina Drinking Water Certification #: 21704
North Carolina Environmental Certificate #: 375
North Dakota Certification #: R-140
Ohio VAP Certification #: CL0069
Oklahoma Certification #: 9915
Oregon Certification #: TN200002
Pennsylvania Certification #: 68-02979
Rhode Island Certification #: LAO00356
South Carolina Certification #: 84004
South Dakota Certification
Tennessee DW/Chem/Micro Certification #: 2006
Texas Mold Certification #: LAB0152
Texas Certification #: T 104704245-17-14
USDA Soil Permit #: P330-15-00234
Utah Certification #: TN00003
Vermont Dept. of Health: ID# VT-2006
Virginia Certification #: VT2006
Virginia Certification #: 460132
Washington Certification #: C847
West Virginia Certification #: 233
Wisconsin Certification #: 998093910
Wyoming UST Certification #: via A2LA 2926.01
A2LA-ISO 17025 Certification #: 1461.01
A2LA-ISO 17025 Certification #: 1461.02
AIHA-LAP/LLC EMLAP Certification #:100789

Pace Analytical Services Charlotte
9800 Kincey Ave. Ste 100, Huntersville, NC 28078
Louisiana/NELAP Certification # LA170028
North Carolina Drinking Water Certification #: 37706
North Carolina Field Services Certification #: 5342
North Carolina Wastewater Certification #: 12
South Carolina Certification #: 99006001
Florida/NELAP Certification #: E87627
Kentucky UST Certification #: 84
Virginia/VELAP Certification #: 460221

Pace Analytical Services Asheville
2225 Riverside Drive, Asheville, NC 28804
Florida/NELAP Certification #: E87648
Massachusetts Certification #: M-NC030
North Carolina Drinking Water Certification #: 37712
North Carolina Wastewater Certification #: 40
South Carolina Certification #: 99030001
Virginia/VELAP Certification #: 460222

REPORT OF LABORATORY ANALYSIS

This report shall not be reproduced, except in full,
without the written consent of Pace Analytical Services, LLC.

Pace Analytical Services, LLC
9800 Kincey Ave. Suite 100
Huntersville, NC 28078
(704)875-9092

SAMPLE ANALYTE COUNT

Project: 2020-LI-2448 Incident
Pace Project No.: 92499669

Lab ID	Sample ID	Method	Analysts	Analytes Reported	Laboratory
92499669001	**13945_AC_RD_20201008**	MADEP VPH	JAH	6	PAN
		EPA 6010D	SH1	1	PASI-A
		SM 6200B	SAS	63	PASI-C

PAN = Pace National - Mt. Juliet
PASI-A = Pace Analytical Services - Asheville
PASI-C = Pace Analytical Services - Charlotte

This report shall not be reproduced, except in full,
without the written consent of Pace Analytical Services, LLC.

Pace Analytical Services, LLC
9800 Kincey Ave. Suite 100
Huntersville, NC 28078
(704)875-9092

ANALYTICAL RESULTS

Project: 2020-LI-2448 Incident
Pace Project No.: 92499669

Sample: 13945_AC_RD_20201008 **Lab ID: 92499669001** Collected: 10/08/20 13:20 Received: 10/08/20 17:54 Matrix: Water

Parameters	Results	Units	Report Limit	DF	Prepared	Analyzed	CAS No.	Qual
MADEPV	Analytical Method: MADEP VPH Preparation Method: MADEPV Pace National - Mt. Juliet							
Aliphatic (C05-C08)	ND	ug/L	100	1	10/12/20 18:06	10/12/20 18:06		
Aliphatic (C09-C12)	ND	ug/L	100	1	10/12/20 18:06	10/12/20 18:06		
Aromatic (C09-C10),Unadjusted	ND	ug/L	100	1	10/12/20 18:06	10/12/20 18:06	TPHC9C10A	
Total VPH	ND	ug/L	100	1	10/12/20 18:06	10/12/20 18:06	VPH	
Surrogates								
2,5-Dibromotoluene (FID)	88.0	%	70.0-130	1	10/12/20 18:06	10/12/20 18:06	615-59-8FID	
2,5-Dibromotoluene (PID)	77.3	%	70.0-130	1	10/12/20 18:06	10/12/20 18:06	615-59-8PID	
6010 MET ICP	Analytical Method: EPA 6010D Preparation Method: EPA 3010A Pace Analytical Services - Asheville							
Lead	ND	ug/L	5.0	1	10/09/20 01:18	10/09/20 08:55	7439-92-1	P8
6200B MSV	Analytical Method: SM 6200B Pace Analytical Services - Charlotte							
Benzene	ND	ug/L	0.50	1		10/09/20 13:50	71-43-2	
Bromobenzene	ND	ug/L	0.50	1		10/09/20 13:50	108-86-1	
Bromochloromethane	ND	ug/L	0.50	1		10/09/20 13:50	74-97-5	
Bromodichloromethane	ND	ug/L	0.50	1		10/09/20 13:50	75-27-4	
Bromoform	ND	ug/L	0.50	1		10/09/20 13:50	75-25-2	
Bromomethane	ND	ug/L	5.0	1		10/09/20 13:50	74-83-9	
n-Butylbenzene	ND	ug/L	0.50	1		10/09/20 13:50	104-51-8	
sec-Butylbenzene	ND	ug/L	0.50	1		10/09/20 13:50	135-98-8	
tert-Butylbenzene	ND	ug/L	0.50	1		10/09/20 13:50	98-06-6	
Carbon tetrachloride	ND	ug/L	0.50	1		10/09/20 13:50	56-23-5	
Chlorobenzene	ND	ug/L	0.50	1		10/09/20 13:50	108-90-7	
Chloroethane	ND	ug/L	1.0	1		10/09/20 13:50	75-00-3	
Chloroform	ND	ug/L	0.50	1		10/09/20 13:50	67-66-3	
Chloromethane	ND	ug/L	1.0	1		10/09/20 13:50	74-87-3	
2-Chlorotoluene	ND	ug/L	0.50	1		10/09/20 13:50	95-49-8	
4-Chlorotoluene	ND	ug/L	0.50	1		10/09/20 13:50	106-43-4	
1,2-Dibromo-3-chloropropane	ND	ug/L	1.0	1		10/09/20 13:50	96-12-8	
Dibromochloromethane	ND	ug/L	0.50	1		10/09/20 13:50	124-48-1	
1,2-Dibromoethane (EDB)	ND	ug/L	0.50	1		10/09/20 13:50	106-93-4	
Dibromomethane	ND	ug/L	0.50	1		10/09/20 13:50	74-95-3	
1,2-Dichlorobenzene	ND	ug/L	0.50	1		10/09/20 13:50	95-50-1	
1,3-Dichlorobenzene	ND	ug/L	0.50	1		10/09/20 13:50	541-73-1	
1,4-Dichlorobenzene	ND	ug/L	0.50	1		10/09/20 13:50	106-46-7	
Dichlorodifluoromethane	ND	ug/L	0.50	1		10/09/20 13:50	75-71-8	
1,1-Dichloroethane	ND	ug/L	0.50	1		10/09/20 13:50	75-34-3	
1,2-Dichloroethane	ND	ug/L	0.50	1		10/09/20 13:50	107-06-2	
1,1-Dichloroethene	ND	ug/L	0.50	1		10/09/20 13:50	75-35-4	
cis-1,2-Dichloroethene	ND	ug/L	0.50	1		10/09/20 13:50	156-59-2	
trans-1,2-Dichloroethene	ND	ug/L	0.50	1		10/09/20 13:50	156-60-5	
1,2-Dichloropropane	ND	ug/L	0.50	1		10/09/20 13:50	78-87-5	
1,3-Dichloropropane	ND	ug/L	0.50	1		10/09/20 13:50	142-28-9	
2,2-Dichloropropane	ND	ug/L	0.50	1		10/09/20 13:50	594-20-7	

REPORT OF LABORATORY ANALYSIS

This report shall not be reproduced, except in full,
without the written consent of Pace Analytical Services, LLC.

Pace Analytical Services, LLC
9800 Kincey Ave. Suite 100
Huntersville, NC 28078
(704)875-9092

ANALYTICAL RESULTS

Project: 2020-LI-2448 Incident
Pace Project No.: 92499669

Sample: 13945_AC_RD_20201008 **Lab ID: 92499669001** Collected: 10/08/20 13:20 Received: 10/08/20 17:54 Matrix: Water

Parameters	Results	Units	Report Limit	DF	Prepared	Analyzed	CAS No.	Qual
6200B MSV	Analytical Method: SM 6200B Pace Analytical Services - Charlotte							
1,1-Dichloropropene	ND	ug/L	0.50	1		10/09/20 13:50	563-58-6	
cis-1,3-Dichloropropene	ND	ug/L	0.50	1		10/09/20 13:50	10061-01-5	
trans-1,3-Dichloropropene	ND	ug/L	0.50	1		10/09/20 13:50	10061-02-6	
Diisopropyl ether	ND	ug/L	0.50	1		10/09/20 13:50	108-20-3	
Ethylbenzene	ND	ug/L	0.50	1		10/09/20 13:50	100-41-4	
Hexachloro-1,3-butadiene	ND	ug/L	2.0	1		10/09/20 13:50	87-68-3	
Isopropylbenzene (Cumene)	ND	ug/L	0.50	1		10/09/20 13:50	98-82-8	
Methylene Chloride	ND	ug/L	2.0	1		10/09/20 13:50	75-09-2	
Methyl-tert-butyl ether	ND	ug/L	0.50	1		10/09/20 13:50	1634-04-4	
Naphthalene	ND	ug/L	2.0	1		10/09/20 13:50	91-20-3	
n-Propylbenzene	ND	ug/L	0.50	1		10/09/20 13:50	103-65-1	
Styrene	ND	ug/L	0.50	1		10/09/20 13:50	100-42-5	
1,1,1,2-Tetrachloroethane	ND	ug/L	0.50	1		10/09/20 13:50	630-20-6	
1,1,2,2-Tetrachloroethane	ND	ug/L	0.50	1		10/09/20 13:50	79-34-5	
Tetrachloroethene	ND	ug/L	0.50	1		10/09/20 13:50	127-18-4	
Toluene	ND	ug/L	0.50	1		10/09/20 13:50	108-88-3	
1,2,3-Trichlorobenzene	ND	ug/L	2.0	1		10/09/20 13:50	87-61-6	
1,2,4-Trichlorobenzene	ND	ug/L	2.0	1		10/09/20 13:50	120-82-1	
1,1,1-Trichloroethane	ND	ug/L	0.50	1		10/09/20 13:50	71-55-6	
1,1,2-Trichloroethane	ND	ug/L	0.50	1		10/09/20 13:50	79-00-5	
Trichloroethene	ND	ug/L	0.50	1		10/09/20 13:50	79-01-6	
Trichlorofluoromethane	ND	ug/L	1.0	1		10/09/20 13:50	75-69-4	
1,2,3-Trichloropropane	ND	ug/L	0.50	1		10/09/20 13:50	96-18-4	
1,2,4-Trimethylbenzene	ND	ug/L	0.50	1		10/09/20 13:50	95-63-6	
1,3,5-Trimethylbenzene	ND	ug/L	0.50	1		10/09/20 13:50	108-67-8	
Vinyl chloride	ND	ug/L	1.0	1		10/09/20 13:50	75-01-4	
m&p-Xylene	ND	ug/L	1.0	1		10/09/20 13:50	179601-23-1	
o-Xylene	ND	ug/L	0.50	1		10/09/20 13:50	95-47-6	
Surrogates								
1,2-Dichloroethane-d4 (S)	85	%	70-130	1		10/09/20 13:50	17060-07-0	
4-Bromofluorobenzene (S)	96	%	70-130	1		10/09/20 13:50	460-00-4	
Toluene-d8 (S)	123	%	70-130	1		10/09/20 13:50	2037-26-5	

REPORT OF LABORATORY ANALYSIS

This report shall not be reproduced, except in full,
without the written consent of Pace Analytical Services, LLC.

Pace Analytical Services, LLC
9800 Kincey Ave. Suite 100
Huntersville, NC 28078
(704)875-9092

QUALITY CONTROL DATA

Project: 2020-LI-2448 Incident
Pace Project No.: 92499669

QC Batch: 1557958
QC Batch Method: MADEPV
Analysis Method: MADEP VPH
Analysis Description: MADEPV
Laboratory: Pace National - Mt. Juliet

Associated Lab Samples: 92499669001

METHOD BLANK: R3581724-3 Matrix: Water
Associated Lab Samples: 92499669001

Parameter	Units	Blank Result	Reporting Limit	Analyzed	Qualifiers
Aliphatic (C05-C08)	ug/L	ND	100	10/12/20 13:32	
Aliphatic (C09-C12)	ug/L	ND	100	10/12/20 13:32	
Aromatic (C09-C10),Unadjusted	ug/L	ND	100	10/12/20 13:32	
Total VPH	ug/L	ND	100	10/12/20 13:32	
2,5-Dibromotoluene (FID)	%	87.3	70.0-130	10/12/20 13:32	
2,5-Dibromotoluene (PID)	%	79.7	70.0-130	10/12/20 13:32	

LABORATORY CONTROL SAMPLE & LCSD: R3581724-1 R3581724-2

Parameter	Units	Spike Conc.	LCS Result	LCSD Result	LCS % Rec	LCSD % Rec	% Rec Limits	RPD	Max RPD	Qualifiers
Aliphatic (C05-C08)	ug/L	1200	1180	1190	98.3	99.2	70.0-130	0.844	25	
Aliphatic (C09-C12)	ug/L	1400	1490	1450	106	104	70.0-130	2.72	25	
Aromatic (C09-C10),Unadjusted	ug/L	200	190	229	95.0	115	70.0-130	18.6	25	
Total VPH	ug/L	2800	2860	2870	102	103	70.0-130	0.349	25	
2,5-Dibromotoluene (FID)	%				97.1	97.4	70.0-130			
2,5-Dibromotoluene (PID)	%				87.6	87.2	70.0-130			

Results presented on this page are in the units indicated by the "Units" column except where an alternate unit is presented to the right of the result.

REPORT OF LABORATORY ANALYSIS

This report shall not be reproduced, except in full,
without the written consent of Pace Analytical Services, LLC.

Pace Analytical Services, LLC
9800 Kincey Ave. Suite 100
Huntersville, NC 28078
(704)875-9092

QUALITY CONTROL DATA

Project: 2020-LI-2448 Incident
Pace Project No.: 92499669

QC Batch: 572009
QC Batch Method: EPA 3010A
Analysis Method: EPA 6010D
Analysis Description: 6010 MET
Laboratory: Pace Analytical Services - Asheville

Associated Lab Samples: 92499669001

METHOD BLANK: 3029866 Matrix: Water
Associated Lab Samples: 92499669001

Parameter	Units	Blank Result	Reporting Limit	Analyzed	Qualifiers
Lead	ug/L	5.4	5.0	10/09/20 07:58	P8

LABORATORY CONTROL SAMPLE: 3029867

Parameter	Units	Spike Conc.	LCS Result	LCS % Rec	% Rec Limits	Qualifiers
Lead	ug/L	500	459	92	80-120	

MATRIX SPIKE & MATRIX SPIKE DUPLICATE: 3029868 3029869

Parameter	Units	92499661001 Result	MS Spike Conc.	MSD Spike Conc.	MS Result	MSD Result	MS % Rec	MSD % Rec	% Rec Limits	RPD	Qual
Lead	ug/L	ND	500	500	490	503	98	101	75-125	3	

Results presented on this page are in the units indicated by the "Units" column except where an alternate unit is presented to the right of the result.

REPORT OF LABORATORY ANALYSIS

This report shall not be reproduced, except in full,
without the written consent of Pace Analytical Services, LLC.

Pace Analytical Services, LLC
9800 Kincey Ave. Suite 100
Huntersville, NC 28078
(704)875-9092

QUALITY CONTROL DATA

Project: 2020-LI-2448 Incident
Pace Project No.: 92499669

QC Batch: 572111
QC Batch Method: SM 6200B
Analysis Method: SM 6200B
Analysis Description: 6200B MSV
Laboratory: Pace Analytical Services - Charlotte

Associated Lab Samples: 92499669001

METHOD BLANK: 3030108 Matrix: Water
Associated Lab Samples: 92499669001

Parameter	Units	Blank Result	Reporting Limit	Analyzed	Qualifiers
1,1,1,2-Tetrachloroethane	ug/L	ND	0.50	10/09/20 10:15	
1,1,1-Trichloroethane	ug/L	ND	0.50	10/09/20 10:15	
1,1,2,2-Tetrachloroethane	ug/L	ND	0.50	10/09/20 10:15	
1,1,2-Trichloroethane	ug/L	ND	0.50	10/09/20 10:15	
1,1-Dichloroethane	ug/L	ND	0.50	10/09/20 10:15	
1,1-Dichloroethene	ug/L	ND	0.50	10/09/20 10:15	
1,1-Dichloropropene	ug/L	ND	0.50	10/09/20 10:15	
1,2,3-Trichlorobenzene	ug/L	ND	2.0	10/09/20 10:15	
1,2,3-Trichloropropane	ug/L	ND	0.50	10/09/20 10:15	
1,2,4-Trichlorobenzene	ug/L	ND	2.0	10/09/20 10:15	
1,2,4-Trimethylbenzene	ug/L	ND	0.50	10/09/20 10:15	
1,2-Dibromo-3-chloropropane	ug/L	ND	1.0	10/09/20 10:15	
1,2-Dibromoethane (EDB)	ug/L	ND	0.50	10/09/20 10:15	
1,2-Dichlorobenzene	ug/L	ND	0.50	10/09/20 10:15	
1,2-Dichloroethane	ug/L	ND	0.50	10/09/20 10:15	
1,2-Dichloropropane	ug/L	ND	0.50	10/09/20 10:15	
1,3,5-Trimethylbenzene	ug/L	ND	0.50	10/09/20 10:15	
1,3-Dichlorobenzene	ug/L	ND	0.50	10/09/20 10:15	
1,3-Dichloropropane	ug/L	ND	0.50	10/09/20 10:15	
1,4-Dichlorobenzene	ug/L	ND	0.50	10/09/20 10:15	
2,2-Dichloropropane	ug/L	ND	0.50	10/09/20 10:15	
2-Chlorotoluene	ug/L	ND	0.50	10/09/20 10:15	
4-Chlorotoluene	ug/L	ND	0.50	10/09/20 10:15	
Benzene	ug/L	ND	0.50	10/09/20 10:15	
Bromobenzene	ug/L	ND	0.50	10/09/20 10:15	
Bromochloromethane	ug/L	ND	0.50	10/09/20 10:15	
Bromodichloromethane	ug/L	ND	0.50	10/09/20 10:15	
Bromoform	ug/L	ND	0.50	10/09/20 10:15	
Bromomethane	ug/L	ND	5.0	10/09/20 10:15	
Carbon tetrachloride	ug/L	ND	0.50	10/09/20 10:15	
Chlorobenzene	ug/L	ND	0.50	10/09/20 10:15	
Chloroethane	ug/L	ND	1.0	10/09/20 10:15	
Chloroform	ug/L	ND	0.50	10/09/20 10:15	
Chloromethane	ug/L	ND	1.0	10/09/20 10:15	
cis-1,2-Dichloroethene	ug/L	ND	0.50	10/09/20 10:15	
cis-1,3-Dichloropropene	ug/L	ND	0.50	10/09/20 10:15	
Dibromochloromethane	ug/L	ND	0.50	10/09/20 10:15	
Dibromomethane	ug/L	ND	0.50	10/09/20 10:15	
Dichlorodifluoromethane	ug/L	ND	0.50	10/09/20 10:15	
Diisopropyl ether	ug/L	ND	0.50	10/09/20 10:15	

Results presented on this page are in the units indicated by the "Units" column except where an alternate unit is presented to the right of the result.

REPORT OF LABORATORY ANALYSIS

This report shall not be reproduced, except in full,
without the written consent of Pace Analytical Services, LLC.

Pace Analytical Services, LLC
9800 Kincey Ave. Suite 100
Huntersville, NC 28078
(704)875-9092

QUALITY CONTROL DATA

Project: 2020-LI-2448 Incident
Pace Project No.: 92499669

METHOD BLANK: 3030108 Matrix: Water
Associated Lab Samples: 92499669001

Parameter	Units	Blank Result	Reporting Limit	Analyzed	Qualifiers
Ethylbenzene	ug/L	ND	0.50	10/09/20 10:15	
Hexachloro-1,3-butadiene	ug/L	ND	2.0	10/09/20 10:15	
Isopropylbenzene (Cumene)	ug/L	ND	0.50	10/09/20 10:15	
m&p-Xylene	ug/L	ND	1.0	10/09/20 10:15	
Methyl-tert-butyl ether	ug/L	ND	0.50	10/09/20 10:15	
Methylene Chloride	ug/L	ND	2.0	10/09/20 10:15	
n-Butylbenzene	ug/L	ND	0.50	10/09/20 10:15	
n-Propylbenzene	ug/L	ND	0.50	10/09/20 10:15	
Naphthalene	ug/L	ND	2.0	10/09/20 10:15	
o-Xylene	ug/L	ND	0.50	10/09/20 10:15	
sec-Butylbenzene	ug/L	ND	0.50	10/09/20 10:15	
Styrene	ug/L	ND	0.50	10/09/20 10:15	
tert-Butylbenzene	ug/L	ND	0.50	10/09/20 10:15	
Tetrachloroethene	ug/L	ND	0.50	10/09/20 10:15	
Toluene	ug/L	ND	0.50	10/09/20 10:15	
trans-1,2-Dichloroethene	ug/L	ND	0.50	10/09/20 10:15	
trans-1,3-Dichloropropene	ug/L	ND	0.50	10/09/20 10:15	
Trichloroethene	ug/L	ND	0.50	10/09/20 10:15	
Trichlorofluoromethane	ug/L	ND	1.0	10/09/20 10:15	
Vinyl chloride	ug/L	ND	1.0	10/09/20 10:15	
1,2-Dichloroethane-d4 (S)	%	86	70-130	10/09/20 10:15	
4-Bromofluorobenzene (S)	%	97	70-130	10/09/20 10:15	
Toluene-d8 (S)	%	96	70-130	10/09/20 10:15	

LABORATORY CONTROL SAMPLE: 3030109

Parameter	Units	Spike Conc.	LCS Result	LCS % Rec	% Rec Limits	Qualifiers
1,1,1,2-Tetrachloroethane	ug/L	50	50.7	101	60-140	
1,1,1-Trichloroethane	ug/L	50	43.1	86	60-140	
1,1,2,2-Tetrachloroethane	ug/L	50	50.7	101	60-140	
1,1,2-Trichloroethane	ug/L	50	45.5	91	60-140	
1,1-Dichloroethane	ug/L	50	41.1	82	60-140	
1,1-Dichloroethene	ug/L	50	42.6	85	60-140	
1,1-Dichloropropene	ug/L	50	43.0	86	60-140	
1,2,3-Trichlorobenzene	ug/L	50	51.5	103	60-140	
1,2,3-Trichloropropane	ug/L	50	52.0	104	60-140	
1,2,4-Trichlorobenzene	ug/L	50	52.3	105	60-140	
1,2,4-Trimethylbenzene	ug/L	50	47.5	95	60-140	
1,2-Dibromo-3-chloropropane	ug/L	50	52.2	104	60-140	
1,2-Dibromoethane (EDB)	ug/L	50	50.2	100	60-140	
1,2-Dichlorobenzene	ug/L	50	50.4	101	60-140	
1,2-Dichloroethane	ug/L	50	39.6	79	60-140	
1,2-Dichloropropane	ug/L	50	46.4	93	60-140	
1,3,5-Trimethylbenzene	ug/L	50	48.3	97	60-140	

Results presented on this page are in the units indicated by the "Units" column except where an alternate unit is presented to the right of the result.

REPORT OF LABORATORY ANALYSIS

This report shall not be reproduced, except in full,
without the written consent of Pace Analytical Services, LLC.

Pace Analytical Services, LLC
9800 Kincey Ave. Suite 100
Huntersville, NC 28078
(704)875-9092

QUALITY CONTROL DATA

Project: 2020-LI-2448 Incident
Pace Project No.: 92499669

LABORATORY CONTROL SAMPLE: 3030109

Parameter	Units	Spike Conc.	LCS Result	LCS % Rec	% Rec Limits	Qualifiers
1,3-Dichlorobenzene	ug/L	50	48.8	98	60-140	
1,3-Dichloropropane	ug/L	50	49.7	99	60-140	
1,4-Dichlorobenzene	ug/L	50	49.4	99	60-140	
2,2-Dichloropropane	ug/L	50	44.9	90	60-140	
2-Chlorotoluene	ug/L	50	50.8	102	60-140	
4-Chlorotoluene	ug/L	50	48.6	97	60-140	
Benzene	ug/L	50	46.6	93	60-140	
Bromobenzene	ug/L	50	47.6	95	60-140	
Bromochloromethane	ug/L	50	41.8	84	60-140	
Bromodichloromethane	ug/L	50	44.5	89	60-140	
Bromoform	ug/L	50	47.6	95	60-140	
Bromomethane	ug/L	50	34.4	69	60-140	
Carbon tetrachloride	ug/L	50	46.0	92	60-140	
Chlorobenzene	ug/L	50	50.0	100	60-140	
Chloroethane	ug/L	50	30.1	60	60-140	
Chloroform	ug/L	50	44.3	89	60-140	
Chloromethane	ug/L	50	31.9	64	60-140	
cis-1,2-Dichloroethene	ug/L	50	39.1	78	60-140	
cis-1,3-Dichloropropene	ug/L	50	48.3	97	60-140	
Dibromochloromethane	ug/L	50	50.1	100	60-140	
Dibromomethane	ug/L	50	46.3	93	60-140	
Dichlorodifluoromethane	ug/L	50	32.6	65	60-140	
Diisopropyl ether	ug/L	50	37.2	74	60-140	
Ethylbenzene	ug/L	50	49.2	98	60-140	
Hexachloro-1,3-butadiene	ug/L	50	52.6	105	60-140	
Isopropylbenzene (Cumene)	ug/L	50	50.6	101	60-140	
m&p-Xylene	ug/L	100	101	101	60-140	
Methyl-tert-butyl ether	ug/L	50	39.6	79	60-140	
Methylene Chloride	ug/L	50	38.4	77	60-140	
n-Butylbenzene	ug/L	50	51.2	102	60-140	
n-Propylbenzene	ug/L	50	48.6	97	60-140	
Naphthalene	ug/L	50	52.7	105	60-140	
o-Xylene	ug/L	50	49.4	99	60-140	
sec-Butylbenzene	ug/L	50	48.9	98	60-140	
Styrene	ug/L	50	51.2	102	60-140	
tert-Butylbenzene	ug/L	50	41.9	84	60-140	
Tetrachloroethene	ug/L	50	46.1	92	60-140	
Toluene	ug/L	50	45.9	92	60-140	
trans-1,2-Dichloroethene	ug/L	50	41.0	82	60-140	
trans-1,3-Dichloropropene	ug/L	50	47.6	95	60-140	
Trichloroethene	ug/L	50	46.6	93	60-140	
Trichlorofluoromethane	ug/L	50	34.0	68	60-140	
Vinyl chloride	ug/L	50	35.8	72	60-140	
1,2-Dichloroethane-d4 (S)	%			86	70-130	
4-Bromofluorobenzene (S)	%			103	70-130	
Toluene-d8 (S)	%			97	70-130	

Results presented on this page are in the units indicated by the "Units" column except where an alternate unit is presented to the right of the result.

REPORT OF LABORATORY ANALYSIS

This report shall not be reproduced, except in full,
without the written consent of Pace Analytical Services, LLC.

Pace Analytical Services, LLC
9800 Kincey Ave. Suite 100
Huntersville, NC 28078
(704)875-9092

QUALITY CONTROL DATA

Project: 2020-LI-2448 Incident
Pace Project No.: 92499669

MATRIX SPIKE & MATRIX SPIKE DUPLICATE: 3030110 3030111

Parameter	Units	92499587017 Result	MS Spike Conc.	MSD Spike Conc.	MS Result	MSD Result	MS % Rec	MSD % Rec	% Rec Limits	RPD	Qual
1,1,1,2-Tetrachloroethane	ug/L	ND	20	20	21.0	21.0	105	105	60-140	0	
1,1,1-Trichloroethane	ug/L	ND	20	20	18.8	18.8	94	94	60-140	0	
1,1,2,2-Tetrachloroethane	ug/L	ND	20	20	19.8	20.4	99	102	60-140	3	
1,1,2-Trichloroethane	ug/L	ND	20	20	14.8	18.2	74	91	60-140	21	
1,1-Dichloroethane	ug/L	ND	20	20	18.4	18.3	92	91	60-140	1	
1,1-Dichloroethene	ug/L	ND	20	20	20.5	20.9	102	104	60-140	2	
1,1-Dichloropropene	ug/L	ND	20	20	18.7	18.3	94	92	60-140	2	
1,2,3-Trichlorobenzene	ug/L	ND	20	20	18.4	19.8	92	99	60-140	7	
1,2,3-Trichloropropane	ug/L	ND	20	20	19.4	20.7	97	104	60-140	7	
1,2,4-Trichlorobenzene	ug/L	ND	20	20	18.9	20.2	94	101	60-140	7	
1,2,4-Trimethylbenzene	ug/L	ND	20	20	19.5	20.6	98	103	60-140	5	
1,2-Dibromo-3-chloropropane	ug/L	ND	20	20	19.6	20.1	98	100	60-140	2	
1,2-Dibromoethane (EDB)	ug/L	ND	20	20	21.0	21.0	105	105	60-140	0	
1,2-Dichlorobenzene	ug/L	ND	20	20	19.6	20.6	98	103	60-140	5	
1,2-Dichloroethane	ug/L	ND	20	20	16.9	17.0	85	85	60-140	1	
1,2-Dichloropropane	ug/L	ND	20	20	19.4	19.6	97	98	60-140	1	
1,3,5-Trimethylbenzene	ug/L	ND	20	20	20.2	21.4	101	107	60-140	6	
1,3-Dichlorobenzene	ug/L	ND	20	20	19.5	20.3	97	101	60-140	4	
1,3-Dichloropropane	ug/L	ND	20	20	21.1	21.4	105	107	60-140	2	
1,4-Dichlorobenzene	ug/L	ND	20	20	19.5	20.8	98	104	60-140	6	
2,2-Dichloropropane	ug/L	ND	20	20	19.2	19.1	96	95	60-140	1	
2-Chlorotoluene	ug/L	ND	20	20	21.4	22.2	107	111	60-140	4	
4-Chlorotoluene	ug/L	ND	20	20	19.7	20.7	98	104	60-140	5	
Benzene	ug/L	ND	20	20	19.7	19.9	99	99	60-140	1	
Bromobenzene	ug/L	ND	20	20	20.6	21.2	103	106	60-140	3	
Bromochloromethane	ug/L	ND	20	20	17.5	17.6	87	88	60-140	1	
Bromodichloromethane	ug/L	4.1	20	20	22.3	22.9	91	94	60-140	3	
Bromoform	ug/L	ND	20	20	18.5	17.7	93	88	60-140	5	
Bromomethane	ug/L	ND	20	20	11.8	15.4	59	77	60-140	26	M1
Carbon tetrachloride	ug/L	ND	20	20	20.2	19.8	101	99	60-140	2	
Chlorobenzene	ug/L	ND	20	20	21.3	21.2	106	106	60-140	1	
Chloroethane	ug/L	ND	20	20	19.1	18.4	96	92	60-140	4	
Chloroform	ug/L	15.2	20	20	33.9	34.5	94	96	60-140	2	
Chloromethane	ug/L	ND	20	20	13.8	13.3	69	66	60-140	4	
cis-1,2-Dichloroethene	ug/L	ND	20	20	17.2	17.2	86	86	60-140	0	
cis-1,3-Dichloropropene	ug/L	ND	20	20	18.8	19.5	94	98	60-140	4	
Dibromochloromethane	ug/L	1.3	20	20	22.4	22.4	106	105	60-140	0	
Dibromomethane	ug/L	ND	20	20	19.2	19.4	96	97	60-140	1	
Dichlorodifluoromethane	ug/L	ND	20	20	14.0	13.6	70	68	60-140	2	
Diisopropyl ether	ug/L	ND	20	20	16.4	16.2	82	81	60-140	1	
Ethylbenzene	ug/L	ND	20	20	20.7	20.9	104	105	60-140	1	
Hexachloro-1,3-butadiene	ug/L	ND	20	20	21.3	21.6	107	108	60-140	2	
Isopropylbenzene (Cumene)	ug/L	ND	20	20	21.1	21.3	106	107	60-140	1	
m&p-Xylene	ug/L	ND	40	40	42.7	42.7	107	107	60-140	0	
Methyl-tert-butyl ether	ug/L	ND	20	20	16.7	16.8	83	84	60-140	1	
Methylene Chloride	ug/L	ND	20	20	17.3	17.8	86	89	60-140	3	

Results presented on this page are in the units indicated by the "Units" column except where an alternate unit is presented to the right of the result.

REPORT OF LABORATORY ANALYSIS

This report shall not be reproduced, except in full,
without the written consent of Pace Analytical Services, LLC.

Pace Analytical Services, LLC
9800 Kincey Ave. Suite 100
Huntersville, NC 28078
(704)875-9092

QUALITY CONTROL DATA

Project: 2020-LI-2448 Incident
Pace Project No.: 92499669

MATRIX SPIKE & MATRIX SPIKE DUPLICATE: 3030110 3030111

Parameter	Units	92499587017 Result	MS Spike Conc.	MSD Spike Conc.	MS Result	MSD Result	MS % Rec	MSD % Rec	% Rec Limits	RPD	Qual
n-Butylbenzene	ug/L	ND	20	20	19.6	20.9	98	105	60-140	7	
n-Propylbenzene	ug/L	ND	20	20	20.2	21.7	101	109	60-140	7	
Naphthalene	ug/L	ND	20	20	17.6	19.4	88	97	60-140	10	
o-Xylene	ug/L	ND	20	20	21.1	21.1	105	105	60-140	0	
sec-Butylbenzene	ug/L	ND	20	20	20.2	21.7	101	109	60-140	7	
Styrene	ug/L	ND	20	20	20.2	20.4	101	102	60-140	1	
tert-Butylbenzene	ug/L	ND	20	20	17.9	18.9	90	95	60-140	5	
Tetrachloroethene	ug/L	ND	20	20	21.6	19.9	108	100	60-140	8	
Toluene	ug/L	ND	20	20	18.7	19.4	92	95	60-140	4	
trans-1,2-Dichloroethene	ug/L	ND	20	20	18.7	18.8	94	94	60-140	0	
trans-1,3-Dichloropropene	ug/L	ND	20	20	14.5	18.9	73	94	60-140	26	
Trichloroethene	ug/L	ND	20	20	19.9	20.3	100	101	60-140	2	
Trichlorofluoromethane	ug/L	ND	20	20	17.4	17.5	87	88	60-140	1	
Vinyl chloride	ug/L	ND	20	20	16.3	15.9	81	79	60-140	2	
1,2-Dichloroethane-d4 (S)	%						89	97	70-130		
4-Bromofluorobenzene (S)	%						97	98	70-130		
Toluene-d8 (S)	%						91	95	70-130		

Results presented on this page are in the units indicated by the "Units" column except where an alternate unit is presented to the right of the result.

REPORT OF LABORATORY ANALYSIS

This report shall not be reproduced, except in full,
without the written consent of Pace Analytical Services, LLC.

Pace Analytical Services, LLC
9800 Kincey Ave. Suite 100
Huntersville, NC 28078
(704)875-9092

QUALIFIERS

Project: 2020-LI-2448 Incident
Pace Project No.: 92499669

DEFINITIONS

DF - Dilution Factor, if reported, represents the factor applied to the reported data due to dilution of the sample aliquot.

ND - Not Detected at or above adjusted reporting limit.

TNTC - Too Numerous To Count

J - Estimated concentration above the adjusted method detection limit and below the adjusted reporting limit.

MDL - Adjusted Method Detection Limit.

PQL - Practical Quantitation Limit.

RL - Reporting Limit - The lowest concentration value that meets project requirements for quantitative data with known precision and bias for a specific analyte in a specific matrix.

S - Surrogate

1,2-Diphenylhydrazine decomposes to and cannot be separated from Azobenzene using Method 8270. The result for each analyte is a combined concentration.

Consistent with EPA guidelines, unrounded data are displayed and have been used to calculate % recovery and RPD values.

LCS(D) - Laboratory Control Sample (Duplicate)

MS(D) - Matrix Spike (Duplicate)

DUP - Sample Duplicate

RPD - Relative Percent Difference

NC - Not Calculable.

SG - Silica Gel - Clean-Up

U - Indicates the compound was analyzed for, but not detected.

Acid preservation may not be appropriate for 2 Chloroethylvinyl ether.

A separate vial preserved to a pH of 4-5 is recommended in SW846 Chapter 4 for the analysis of Acrolein and Acrylonitrile by EPA Method 8260.

N-Nitrosodiphenylamine decomposes and cannot be separated from Diphenylamine using Method 8270. The result reported for each analyte is a combined concentration.

Pace Analytical is TNI accredited. Contact your Pace PM for the current list of accredited analytes.

TNI - The NELAC Institute.

ANALYTE QUALIFIERS

M1	Matrix spike recovery exceeded QC limits. Batch accepted based on laboratory control sample (LCS) recovery.
P8	Analyte was detected in the method blank. All associated samples had concentrations of at least ten times greater than the blank or were below the reporting limit.

This report shall not be reproduced, except in full,
without the written consent of Pace Analytical Services, LLC.

Pace Analytical Services, LLC
9800 Kincey Ave. Suite 100
Huntersville, NC 28078
(704)875-9092

QUALITY CONTROL DATA CROSS REFERENCE TABLE

Project: 2020-LI-2448 Incident
Pace Project No.: 92499669

Lab ID	Sample ID	QC Batch Method	QC Batch	Analytical Method	Analytical Batch
92499669001	**13945_AC_RD_20201008**	MADEPV	1557958	MADEP VPH	1557958
92499669001	**13945_AC_RD_20201008**	EPA 3010A	572009	EPA 6010D	572041
92499669001	**13945_AC_RD_20201008**	SM 6200B	572111		

This report shall not be reproduced, except in full,
without the written consent of Pace Analytical Services, LLC.

CHAIN-OF-CUSTODY Analytical Request Document

Pace Analytical®

Chain-of-Custody is a LEGAL DOCUMENT - Complete all relevent fields

WO# : 92499669

92499669

Company: Apex Companies	Billing Information:
Address:	
Report To: Andrew Street	Email To: Andrew.Street@apexcos.com
Copy To:	Site Collection Info/Address: 13945 Asbury Chapel Rd
Customer Project Name/Number: 2020-LI-2448 Incident	State: NC County/City: Huntersville Time Zone Collected: [ ] PT [ ] MT [ ] CT [ ] ET
Phone: Email:	Site/Facility ID #: Compliance Monitoring? [ ] Yes [ ] No
Collected By (print): Naomi Fretz	Purchase Order #: Quote #: DW PWS ID #: DW Location Code:
Collected By (signature): Naomi Fretz	Turnaround Date Required: ASAP Immediately Packed on Ice: [ ] Yes [ ] No
Sample Disposal: [ ] Dispose as appropriate [ ] Return [ ] Archive: _____ [ ] Hold: _____	Rush: [ ] Same Day [ ] Next Day [ ] 2 Day [ ] 3 Day [ ] 4 Day [ ] 5 Day (Expedite Charges Apply) Field Filtered (if applicable): [ ] Yes [ ] No Analysis: _____

* Matrix Codes (Insert in Matrix box below): Drinking Water (DW), Ground Water (GW), Wastewater (WW), Product (P), Soil/Solid (SL), Oil (OL), Wipe (WP), Air (AR), Tissue (TS), Bioassay (B), Vapor (V), Other (OT)

Customer Sample ID	Matrix *	Comp / Grab	Collected (or Composite Start) Date	Collected (or Composite Start) Time	Composite End Date	Composite End Time	Res Cl	# of Ctns	VOCs 8200 B	MADEP VPH	Lead
13945-AC-RD-20201008	DW	G	10/8/20	1320				8	X	X	X

Container Preservative Type **

Lab Project Manager:

** Preservative Types: (1) nitric acid, (2) sulfuric acid, (3) hydrochloric acid, (4) sodium hydroxide, (5) zinc acetate, (6) methanol, (7) sodium bisulfate, (8) sodium thiosulfate, (9) hexane, (A) ascorbic acid, (B) ammonium sulfate, (C) ammonium hydroxide, (D) TSP, (U) Unpreserved, (O) Other _____

Analyses

Lab Profile/Line:

Lab Sample Receipt Checklist:

Custody Seals Present/Intact	Y N NA
Custody Signatures Present	Y N NA
Collector Signature Present	Y N NA
Bottles Intact	Y N NA
Correct Bottles	Y N NA
Sufficient Volume	Y N NA
Samples Received on Ice	Y N NA
VOA - Headspace Acceptable	Y N NA
USDA Regulated Soils	Y N NA
Samples in Holding Time	Y N NA
Residual Chlorine Present	Y N NA
Cl Strips: _____	
Sample pH Acceptable	Y N NA
pH Strips: _____	
Sulfide Present	Y N NA
Lead Acetate Strips: _____	

LAB USE ONLY:
Lab Sample # / Comments:
92499669 001

Customer Remarks / Special Conditions / Possible Hazards:

Type of Ice Used: Wet Blue Dry None

Packing Material Used:

Radchem sample(s) screened (<500 cpm): Y N NA

SHORT HOLDS PRESENT (<72 hours): Y N N/A

Lab Tracking #: 2528779

Samples received via: FEDEX UPS Client Courier Pace Courier

Lab Sample Temperature Info:
Temp Blank Received: Y N NA
Therm ID#: T0
Cooler 1 Temp Upon Receipt: 5.1 oC
Cooler 1 Therm Corr. Factor: 0 oC
Cooler 1 Corrected Temp: 5.1 oC
Comments:

Relinquished by/Company: (Signature)	Date/Time:	Received by/Company: (Signature)	Date/Time:
Naomi Fretz / Apex	10/8/20 1754		10.8.20 1757
Relinquished by/Company: (Signature)	Date/Time:	Received by/Company: (Signature)	Date/Time:
Relinquished by/Company: (Signature)	Date/Time:	Received by/Company: (Signature)	Date/Time:

MTJL LAB USE ONLY
Table #:
Acctnum:
Template:
Prelogin:
PM:
PB:

Trip Blank Received: Y N NA
HCL MeOH TSP Other

Non Conformance(s): YES / NO

Page: _____ of: _____

Pace Analytical Services, LLC
9800 Kincey Ave. Suite 100
Huntersville, NC 28078
(704)875-9092

October 15, 2020

Andrew Street
Apex Companies - NC
5900 Northwoods Business Pkwy
Suite 5900-0
Charlotte, NC 28269

RE: Project: 2020-LI-2448 Incident
Pace Project No.: 92499670

Dear Andrew Street:

Enclosed are the analytical results for sample(s) received by the laboratory on October 08, 2020. The results relate only to the samples included in this report. Results reported herein conform to the applicable TNI/NELAC Standards and the laboratory's Quality Manual, where applicable, unless otherwise noted in the body of the report.

The test results provided in this final report were generated by each of the following laboratories within the Pace Network:

- Pace National - Mt. Juliet
- Pace Analytical Services - Asheville
- Pace Analytical Services - Charlotte

If you have any questions concerning this report, please feel free to contact me.

Sincerely,

Angela M. Baioni

Angela Baioni
angela.baioni@pacelabs.com
(704)875-9092
Project Manager

Enclosures

cc: J Culbreath, Colonial Pipeline Company
Robert Hughes, Colonial Pipeline
Margaret King, APEX Companies, LLC
Emily Little, Apex Companies
Jeff Morrison, Colonial Pipeline Company
Tom Naumann, APEX Companies - NC
Joe Nicolette, Montrose-EPS
Christopher Schultz, Apex Companies
Alex Testoff, Montrose-EPS
Michael Verdon, Colonial Pipeline Company
JM Wyatt, Colonial Pipeline Company

This report shall not be reproduced, except in full,
without the written consent of Pace Analytical Services, LLC.

Pace Analytical Services, LLC
9800 Kincey Ave. Suite 100
Huntersville, NC 28078
(704)875-9092

CERTIFICATIONS

Project: 2020-LI-2448 Incident
Pace Project No.: 92499670

Pace Analytical Services National
12065 Lebanon Road, Mt. Juliet, TN 37122
Alabama Certification #: 40660
Alaska Certification 17-026
Arizona Certification #: AZ0612
Arkansas Certification #: 88-0469
California Certification #: 2932
Canada Certification #: 1461.01
Colorado Certification #: TN00003
Connecticut Certification #: PH-0197
DOD Certification: #1461.01
EPA# TN00003
Florida Certification #: E87487
Georgia DW Certification #: 923
Georgia Certification: NELAP
Idaho Certification #: TN00003
Illinois Certification #: 200008
Indiana Certification #: C-TN-01
Iowa Certification #: 364
Kansas Certification #: E-10277
Kentucky UST Certification #: 16
Kentucky Certification #: 90010
Louisiana Certification #: AI30792
Louisiana DW Certification #: LA180010
Maine Certification #: TN0002
Maryland Certification #: 324
Massachusetts Certification #: M-TN003
Michigan Certification #: 9958
Minnesota Certification #: 047-999-395
Mississippi Certification #: TN00003
Missouri Certification #: 340
Montana Certification #: CERT0086
Nebraska Certification #: NE-OS-15-05
Nevada Certification #: TN-03-2002-34
New Hampshire Certification #: 2975
New Jersey Certification #: TN002
New Mexico DW Certification
New York Certification #: 11742
North Carolina Aquatic Toxicity Certification #: 41
North Carolina Drinking Water Certification #: 21704
North Carolina Environmental Certificate #: 375
North Dakota Certification #: R-140
Ohio VAP Certification #: CL0069
Oklahoma Certification #: 9915
Oregon Certification #: TN200002
Pennsylvania Certification #: 68-02979
Rhode Island Certification #: LAO00356
South Carolina Certification #: 84004
South Dakota Certification
Tennessee DW/Chem/Micro Certification #: 2006
Texas Mold Certification #: LAB0152
Texas Certification #: T 104704245-17-14
USDA Soil Permit #: P330-15-00234
Utah Certification #: TN00003
Vermont Dept. of Health: ID# VT-2006
Virginia Certification #: VT2006
Virginia Certification #: 460132
Washington Certification #: C847
West Virginia Certification #: 233
Wisconsin Certification #: 998093910
Wyoming UST Certification #: via A2LA 2926.01
A2LA-ISO 17025 Certification #: 1461.01
A2LA-ISO 17025 Certification #: 1461.02
AIHA-LAP/LLC EMLAP Certification #:100789

Pace Analytical Services Charlotte
9800 Kincey Ave. Ste 100, Huntersville, NC 28078
Louisiana/NELAP Certification # LA170028
North Carolina Drinking Water Certification #: 37706
North Carolina Field Services Certification #: 5342
North Carolina Wastewater Certification #: 12
South Carolina Certification #: 99006001
Florida/NELAP Certification #: E87627
Kentucky UST Certification #: 84
Virginia/VELAP Certification #: 460221

Pace Analytical Services Asheville
2225 Riverside Drive, Asheville, NC 28804
Florida/NELAP Certification #: E87648
Massachusetts Certification #: M-NC030
North Carolina Drinking Water Certification #: 37712
North Carolina Wastewater Certification #: 40
South Carolina Certification #: 99030001
Virginia/VELAP Certification #: 460222

REPORT OF LABORATORY ANALYSIS

This report shall not be reproduced, except in full,
without the written consent of Pace Analytical Services, LLC.

Pace Analytical Services, LLC
9800 Kincey Ave. Suite 100
Huntersville, NC 28078
(704)875-9092

SAMPLE ANALYTE COUNT

Project: 2020-LI-2448 Incident
Pace Project No.: 92499670

Lab ID	Sample ID	Method	Analysts	Analytes Reported	Laboratory
92499670001	**13926A_HC_RD_20201008**	MADEP VPH	JAH	6	PAN
		EPA 6010D	SH1	1	PASI-A
		SM 6200B	SAS	63	PASI-C

PAN = Pace National - Mt. Juliet
PASI-A = Pace Analytical Services - Asheville
PASI-C = Pace Analytical Services - Charlotte

This report shall not be reproduced, except in full,
without the written consent of Pace Analytical Services, LLC.

Pace Analytical Services, LLC
9800 Kincey Ave. Suite 100
Huntersville, NC 28078
(704)875-9092

ANALYTICAL RESULTS

Project: 2020-LI-2448 Incident
Pace Project No.: 92499670

Sample: 13926A_HC_RD_20201008 **Lab ID: 92499670001** Collected: 10/08/20 12:05 Received: 10/08/20 17:54 Matrix: Water

Parameters	Results	Units	Report Limit	DF	Prepared	Analyzed	CAS No.	Qual
MADEPV	Analytical Method: MADEP VPH Preparation Method: MADEPV Pace National - Mt. Juliet							
Aliphatic (C05-C08)	ND	ug/L	100	1	10/12/20 17:33	10/12/20 17:33		
Aliphatic (C09-C12)	ND	ug/L	100	1	10/12/20 17:33	10/12/20 17:33		
Aromatic (C09-C10),Unadjusted	ND	ug/L	100	1	10/12/20 17:33	10/12/20 17:33	TPHC9C10A	
Total VPH	ND	ug/L	100	1	10/12/20 17:33	10/12/20 17:33	VPH	
Surrogates								
2,5-Dibromotoluene (FID)	88.0	%	70.0-130	1	10/12/20 17:33	10/12/20 17:33	615-59-8FID	
2,5-Dibromotoluene (PID)	82.0	%	70.0-130	1	10/12/20 17:33	10/12/20 17:33	615-59-8PID	
6010 MET ICP	Analytical Method: EPA 6010D Preparation Method: EPA 3010A Pace Analytical Services - Asheville							
Lead	ND	ug/L	5.0	1	10/09/20 01:18	10/09/20 08:58	7439-92-1	P8
6200B MSV	Analytical Method: SM 6200B Pace Analytical Services - Charlotte							
Benzene	ND	ug/L	0.50	1		10/09/20 14:08	71-43-2	
Bromobenzene	ND	ug/L	0.50	1		10/09/20 14:08	108-86-1	
Bromochloromethane	ND	ug/L	0.50	1		10/09/20 14:08	74-97-5	
Bromodichloromethane	ND	ug/L	0.50	1		10/09/20 14:08	75-27-4	
Bromoform	ND	ug/L	0.50	1		10/09/20 14:08	75-25-2	
Bromomethane	ND	ug/L	5.0	1		10/09/20 14:08	74-83-9	
n-Butylbenzene	ND	ug/L	0.50	1		10/09/20 14:08	104-51-8	
sec-Butylbenzene	ND	ug/L	0.50	1		10/09/20 14:08	135-98-8	
tert-Butylbenzene	ND	ug/L	0.50	1		10/09/20 14:08	98-06-6	
Carbon tetrachloride	ND	ug/L	0.50	1		10/09/20 14:08	56-23-5	
Chlorobenzene	ND	ug/L	0.50	1		10/09/20 14:08	108-90-7	
Chloroethane	ND	ug/L	1.0	1		10/09/20 14:08	75-00-3	
Chloroform	ND	ug/L	0.50	1		10/09/20 14:08	67-66-3	
Chloromethane	ND	ug/L	1.0	1		10/09/20 14:08	74-87-3	
2-Chlorotoluene	ND	ug/L	0.50	1		10/09/20 14:08	95-49-8	
4-Chlorotoluene	ND	ug/L	0.50	1		10/09/20 14:08	106-43-4	
1,2-Dibromo-3-chloropropane	ND	ug/L	1.0	1		10/09/20 14:08	96-12-8	
Dibromochloromethane	ND	ug/L	0.50	1		10/09/20 14:08	124-48-1	
1,2-Dibromoethane (EDB)	ND	ug/L	0.50	1		10/09/20 14:08	106-93-4	
Dibromomethane	ND	ug/L	0.50	1		10/09/20 14:08	74-95-3	
1,2-Dichlorobenzene	ND	ug/L	0.50	1		10/09/20 14:08	95-50-1	
1,3-Dichlorobenzene	ND	ug/L	0.50	1		10/09/20 14:08	541-73-1	
1,4-Dichlorobenzene	ND	ug/L	0.50	1		10/09/20 14:08	106-46-7	
Dichlorodifluoromethane	ND	ug/L	0.50	1		10/09/20 14:08	75-71-8	
1,1-Dichloroethane	ND	ug/L	0.50	1		10/09/20 14:08	75-34-3	
1,2-Dichloroethane	ND	ug/L	0.50	1		10/09/20 14:08	107-06-2	
1,1-Dichloroethene	ND	ug/L	0.50	1		10/09/20 14:08	75-35-4	
cis-1,2-Dichloroethene	ND	ug/L	0.50	1		10/09/20 14:08	156-59-2	
trans-1,2-Dichloroethene	ND	ug/L	0.50	1		10/09/20 14:08	156-60-5	
1,2-Dichloropropane	ND	ug/L	0.50	1		10/09/20 14:08	78-87-5	
1,3-Dichloropropane	ND	ug/L	0.50	1		10/09/20 14:08	142-28-9	
2,2-Dichloropropane	ND	ug/L	0.50	1		10/09/20 14:08	594-20-7	

REPORT OF LABORATORY ANALYSIS

This report shall not be reproduced, except in full,
without the written consent of Pace Analytical Services, LLC.

Pace Analytical Services, LLC
9800 Kincey Ave. Suite 100
Huntersville, NC 28078
(704)875-9092

ANALYTICAL RESULTS

Project: 2020-LI-2448 Incident
Pace Project No.: 92499670

Sample: 13926A_HC_RD_20201008 **Lab ID: 92499670001** Collected: 10/08/20 12:05 Received: 10/08/20 17:54 Matrix: Water

Parameters	Results	Units	Report Limit	DF	Prepared	Analyzed	CAS No.	Qual
6200B MSV	Analytical Method: SM 6200B Pace Analytical Services - Charlotte							
1,1-Dichloropropene	ND	ug/L	0.50	1		10/09/20 14:08	563-58-6	
cis-1,3-Dichloropropene	ND	ug/L	0.50	1		10/09/20 14:08	10061-01-5	
trans-1,3-Dichloropropene	ND	ug/L	0.50	1		10/09/20 14:08	10061-02-6	
Diisopropyl ether	ND	ug/L	0.50	1		10/09/20 14:08	108-20-3	
Ethylbenzene	ND	ug/L	0.50	1		10/09/20 14:08	100-41-4	
Hexachloro-1,3-butadiene	ND	ug/L	2.0	1		10/09/20 14:08	87-68-3	
Isopropylbenzene (Cumene)	ND	ug/L	0.50	1		10/09/20 14:08	98-82-8	
Methylene Chloride	ND	ug/L	2.0	1		10/09/20 14:08	75-09-2	
Methyl-tert-butyl ether	ND	ug/L	0.50	1		10/09/20 14:08	1634-04-4	
Naphthalene	ND	ug/L	2.0	1		10/09/20 14:08	91-20-3	
n-Propylbenzene	ND	ug/L	0.50	1		10/09/20 14:08	103-65-1	
Styrene	ND	ug/L	0.50	1		10/09/20 14:08	100-42-5	
1,1,1,2-Tetrachloroethane	ND	ug/L	0.50	1		10/09/20 14:08	630-20-6	
1,1,2,2-Tetrachloroethane	ND	ug/L	0.50	1		10/09/20 14:08	79-34-5	
Tetrachloroethene	ND	ug/L	0.50	1		10/09/20 14:08	127-18-4	
Toluene	ND	ug/L	0.50	1		10/09/20 14:08	108-88-3	
1,2,3-Trichlorobenzene	ND	ug/L	2.0	1		10/09/20 14:08	87-61-6	
1,2,4-Trichlorobenzene	ND	ug/L	2.0	1		10/09/20 14:08	120-82-1	
1,1,1-Trichloroethane	ND	ug/L	0.50	1		10/09/20 14:08	71-55-6	
1,1,2-Trichloroethane	ND	ug/L	0.50	1		10/09/20 14:08	79-00-5	
Trichloroethene	ND	ug/L	0.50	1		10/09/20 14:08	79-01-6	
Trichlorofluoromethane	ND	ug/L	1.0	1		10/09/20 14:08	75-69-4	
1,2,3-Trichloropropane	ND	ug/L	0.50	1		10/09/20 14:08	96-18-4	
1,2,4-Trimethylbenzene	ND	ug/L	0.50	1		10/09/20 14:08	95-63-6	
1,3,5-Trimethylbenzene	ND	ug/L	0.50	1		10/09/20 14:08	108-67-8	
Vinyl chloride	ND	ug/L	1.0	1		10/09/20 14:08	75-01-4	
m&p-Xylene	ND	ug/L	1.0	1		10/09/20 14:08	179601-23-1	
o-Xylene	ND	ug/L	0.50	1		10/09/20 14:08	95-47-6	
Surrogates								
1,2-Dichloroethane-d4 (S)	87	%	70-130	1		10/09/20 14:08	17060-07-0	
4-Bromofluorobenzene (S)	97	%	70-130	1		10/09/20 14:08	460-00-4	
Toluene-d8 (S)	95	%	70-130	1		10/09/20 14:08	2037-26-5	

REPORT OF LABORATORY ANALYSIS

This report shall not be reproduced, except in full,
without the written consent of Pace Analytical Services, LLC.

Pace Analytical Services, LLC
9800 Kincey Ave. Suite 100
Huntersville, NC 28078
(704)875-9092

QUALITY CONTROL DATA

Project: 2020-LI-2448 Incident
Pace Project No.: 92499670

QC Batch: 1557958
QC Batch Method: MADEPV
Analysis Method: MADEP VPH
Analysis Description: MADEPV
Laboratory: Pace National - Mt. Juliet

Associated Lab Samples: 92499670001

METHOD BLANK: R3581724-3 Matrix: Water
Associated Lab Samples: 92499670001

Parameter	Units	Blank Result	Reporting Limit	Analyzed	Qualifiers
Aliphatic (C05-C08)	ug/L	ND	100	10/12/20 13:32	
Aliphatic (C09-C12)	ug/L	ND	100	10/12/20 13:32	
Aromatic (C09-C10),Unadjusted	ug/L	ND	100	10/12/20 13:32	
Total VPH	ug/L	ND	100	10/12/20 13:32	
2,5-Dibromotoluene (FID)	%	87.3	70.0-130	10/12/20 13:32	
2,5-Dibromotoluene (PID)	%	79.7	70.0-130	10/12/20 13:32	

LABORATORY CONTROL SAMPLE & LCSD: R3581724-1 R3581724-2

Parameter	Units	Spike Conc.	LCS Result	LCSD Result	LCS % Rec	LCSD % Rec	% Rec Limits	RPD	Max RPD	Qualifiers
Aliphatic (C05-C08)	ug/L	1200	1180	1190	98.3	99.2	70.0-130	0.844	25	
Aliphatic (C09-C12)	ug/L	1400	1490	1450	106	104	70.0-130	2.72	25	
Aromatic (C09-C10),Unadjusted	ug/L	200	190	229	95.0	115	70.0-130	18.6	25	
Total VPH	ug/L	2800	2860	2870	102	103	70.0-130	0.349	25	
2,5-Dibromotoluene (FID)	%				97.1	97.4	70.0-130			
2,5-Dibromotoluene (PID)	%				87.6	87.2	70.0-130			

Results presented on this page are in the units indicated by the "Units" column except where an alternate unit is presented to the right of the result.

REPORT OF LABORATORY ANALYSIS

This report shall not be reproduced, except in full,
without the written consent of Pace Analytical Services, LLC.

Pace Analytical Services, LLC
9800 Kincey Ave. Suite 100
Huntersville, NC 28078
(704)875-9092

QUALITY CONTROL DATA

Project: 2020-LI-2448 Incident
Pace Project No.: 92499670

QC Batch: 572009
QC Batch Method: EPA 3010A
Analysis Method: EPA 6010D
Analysis Description: 6010 MET
Laboratory: Pace Analytical Services - Asheville
Associated Lab Samples: 92499670001

METHOD BLANK: 3029866 Matrix: Water
Associated Lab Samples: 92499670001

Parameter	Units	Blank Result	Reporting Limit	Analyzed	Qualifiers
Lead	ug/L	5.4	5.0	10/09/20 07:58	P8

LABORATORY CONTROL SAMPLE: 3029867

Parameter	Units	Spike Conc.	LCS Result	LCS % Rec	% Rec Limits	Qualifiers
Lead	ug/L	500	459	92	80-120	

MATRIX SPIKE & MATRIX SPIKE DUPLICATE: 3029868 3029869

Parameter	Units	92499661001 Result	MS Spike Conc.	MSD Spike Conc.	MS Result	MSD Result	MS % Rec	MSD % Rec	% Rec Limits	RPD	Qual
Lead	ug/L	ND	500	500	490	503	98	101	75-125	3	

Results presented on this page are in the units indicated by the "Units" column except where an alternate unit is presented to the right of the result.

REPORT OF LABORATORY ANALYSIS

This report shall not be reproduced, except in full,
without the written consent of Pace Analytical Services, LLC.

Pace Analytical Services, LLC
9800 Kincey Ave. Suite 100
Huntersville, NC 28078
(704)875-9092

QUALITY CONTROL DATA

Project: 2020-LI-2448 Incident
Pace Project No.: 92499670

QC Batch: 572111
QC Batch Method: SM 6200B
Analysis Method: SM 6200B
Analysis Description: 6200B MSV
Laboratory: Pace Analytical Services - Charlotte

Associated Lab Samples: 92499670001

METHOD BLANK: 3030108 Matrix: Water
Associated Lab Samples: 92499670001

Parameter	Units	Blank Result	Reporting Limit	Analyzed	Qualifiers
1,1,1,2-Tetrachloroethane	ug/L	ND	0.50	10/09/20 10:15	
1,1,1-Trichloroethane	ug/L	ND	0.50	10/09/20 10:15	
1,1,2,2-Tetrachloroethane	ug/L	ND	0.50	10/09/20 10:15	
1,1,2-Trichloroethane	ug/L	ND	0.50	10/09/20 10:15	
1,1-Dichloroethane	ug/L	ND	0.50	10/09/20 10:15	
1,1-Dichloroethene	ug/L	ND	0.50	10/09/20 10:15	
1,1-Dichloropropene	ug/L	ND	0.50	10/09/20 10:15	
1,2,3-Trichlorobenzene	ug/L	ND	2.0	10/09/20 10:15	
1,2,3-Trichloropropane	ug/L	ND	0.50	10/09/20 10:15	
1,2,4-Trichlorobenzene	ug/L	ND	2.0	10/09/20 10:15	
1,2,4-Trimethylbenzene	ug/L	ND	0.50	10/09/20 10:15	
1,2-Dibromo-3-chloropropane	ug/L	ND	1.0	10/09/20 10:15	
1,2-Dibromoethane (EDB)	ug/L	ND	0.50	10/09/20 10:15	
1,2-Dichlorobenzene	ug/L	ND	0.50	10/09/20 10:15	
1,2-Dichloroethane	ug/L	ND	0.50	10/09/20 10:15	
1,2-Dichloropropane	ug/L	ND	0.50	10/09/20 10:15	
1,3,5-Trimethylbenzene	ug/L	ND	0.50	10/09/20 10:15	
1,3-Dichlorobenzene	ug/L	ND	0.50	10/09/20 10:15	
1,3-Dichloropropane	ug/L	ND	0.50	10/09/20 10:15	
1,4-Dichlorobenzene	ug/L	ND	0.50	10/09/20 10:15	
2,2-Dichloropropane	ug/L	ND	0.50	10/09/20 10:15	
2-Chlorotoluene	ug/L	ND	0.50	10/09/20 10:15	
4-Chlorotoluene	ug/L	ND	0.50	10/09/20 10:15	
Benzene	ug/L	ND	0.50	10/09/20 10:15	
Bromobenzene	ug/L	ND	0.50	10/09/20 10:15	
Bromochloromethane	ug/L	ND	0.50	10/09/20 10:15	
Bromodichloromethane	ug/L	ND	0.50	10/09/20 10:15	
Bromoform	ug/L	ND	0.50	10/09/20 10:15	
Bromomethane	ug/L	ND	5.0	10/09/20 10:15	
Carbon tetrachloride	ug/L	ND	0.50	10/09/20 10:15	
Chlorobenzene	ug/L	ND	0.50	10/09/20 10:15	
Chloroethane	ug/L	ND	1.0	10/09/20 10:15	
Chloroform	ug/L	ND	0.50	10/09/20 10:15	
Chloromethane	ug/L	ND	1.0	10/09/20 10:15	
cis-1,2-Dichloroethene	ug/L	ND	0.50	10/09/20 10:15	
cis-1,3-Dichloropropene	ug/L	ND	0.50	10/09/20 10:15	
Dibromochloromethane	ug/L	ND	0.50	10/09/20 10:15	
Dibromomethane	ug/L	ND	0.50	10/09/20 10:15	
Dichlorodifluoromethane	ug/L	ND	0.50	10/09/20 10:15	
Diisopropyl ether	ug/L	ND	0.50	10/09/20 10:15	

Results presented on this page are in the units indicated by the "Units" column except where an alternate unit is presented to the right of the result.

REPORT OF LABORATORY ANALYSIS

This report shall not be reproduced, except in full,
without the written consent of Pace Analytical Services, LLC.

Pace Analytical Services, LLC
9800 Kincey Ave. Suite 100
Huntersville, NC 28078
(704)875-9092

QUALITY CONTROL DATA

Project: 2020-LI-2448 Incident
Pace Project No.: 92499670

METHOD BLANK: 3030108 Matrix: Water
Associated Lab Samples: 92499670001

Parameter	Units	Blank Result	Reporting Limit	Analyzed	Qualifiers
Ethylbenzene	ug/L	ND	0.50	10/09/20 10:15	
Hexachloro-1,3-butadiene	ug/L	ND	2.0	10/09/20 10:15	
Isopropylbenzene (Cumene)	ug/L	ND	0.50	10/09/20 10:15	
m&p-Xylene	ug/L	ND	1.0	10/09/20 10:15	
Methyl-tert-butyl ether	ug/L	ND	0.50	10/09/20 10:15	
Methylene Chloride	ug/L	ND	2.0	10/09/20 10:15	
n-Butylbenzene	ug/L	ND	0.50	10/09/20 10:15	
n-Propylbenzene	ug/L	ND	0.50	10/09/20 10:15	
Naphthalene	ug/L	ND	2.0	10/09/20 10:15	
o-Xylene	ug/L	ND	0.50	10/09/20 10:15	
sec-Butylbenzene	ug/L	ND	0.50	10/09/20 10:15	
Styrene	ug/L	ND	0.50	10/09/20 10:15	
tert-Butylbenzene	ug/L	ND	0.50	10/09/20 10:15	
Tetrachloroethene	ug/L	ND	0.50	10/09/20 10:15	
Toluene	ug/L	ND	0.50	10/09/20 10:15	
trans-1,2-Dichloroethene	ug/L	ND	0.50	10/09/20 10:15	
trans-1,3-Dichloropropene	ug/L	ND	0.50	10/09/20 10:15	
Trichloroethene	ug/L	ND	0.50	10/09/20 10:15	
Trichlorofluoromethane	ug/L	ND	1.0	10/09/20 10:15	
Vinyl chloride	ug/L	ND	1.0	10/09/20 10:15	
1,2-Dichloroethane-d4 (S)	%	86	70-130	10/09/20 10:15	
4-Bromofluorobenzene (S)	%	97	70-130	10/09/20 10:15	
Toluene-d8 (S)	%	96	70-130	10/09/20 10:15	

LABORATORY CONTROL SAMPLE: 3030109

Parameter	Units	Spike Conc.	LCS Result	LCS % Rec	% Rec Limits	Qualifiers
1,1,1,2-Tetrachloroethane	ug/L	50	50.7	101	60-140	
1,1,1-Trichloroethane	ug/L	50	43.1	86	60-140	
1,1,2,2-Tetrachloroethane	ug/L	50	50.7	101	60-140	
1,1,2-Trichloroethane	ug/L	50	45.5	91	60-140	
1,1-Dichloroethane	ug/L	50	41.1	82	60-140	
1,1-Dichloroethene	ug/L	50	42.6	85	60-140	
1,1-Dichloropropene	ug/L	50	43.0	86	60-140	
1,2,3-Trichlorobenzene	ug/L	50	51.5	103	60-140	
1,2,3-Trichloropropane	ug/L	50	52.0	104	60-140	
1,2,4-Trichlorobenzene	ug/L	50	52.3	105	60-140	
1,2,4-Trimethylbenzene	ug/L	50	47.5	95	60-140	
1,2-Dibromo-3-chloropropane	ug/L	50	52.2	104	60-140	
1,2-Dibromoethane (EDB)	ug/L	50	50.2	100	60-140	
1,2-Dichlorobenzene	ug/L	50	50.4	101	60-140	
1,2-Dichloroethane	ug/L	50	39.6	79	60-140	
1,2-Dichloropropane	ug/L	50	46.4	93	60-140	
1,3,5-Trimethylbenzene	ug/L	50	48.3	97	60-140	

Results presented on this page are in the units indicated by the "Units" column except where an alternate unit is presented to the right of the result.

REPORT OF LABORATORY ANALYSIS

This report shall not be reproduced, except in full,
without the written consent of Pace Analytical Services, LLC.

Pace Analytical Services, LLC
9800 Kincey Ave. Suite 100
Huntersville, NC 28078
(704)875-9092

QUALITY CONTROL DATA

Project: 2020-LI-2448 Incident
Pace Project No.: 92499670

LABORATORY CONTROL SAMPLE: 3030109

Parameter	Units	Spike Conc.	LCS Result	LCS % Rec	% Rec Limits	Qualifiers
1,3-Dichlorobenzene	ug/L	50	48.8	98	60-140	
1,3-Dichloropropane	ug/L	50	49.7	99	60-140	
1,4-Dichlorobenzene	ug/L	50	49.4	99	60-140	
2,2-Dichloropropane	ug/L	50	44.9	90	60-140	
2-Chlorotoluene	ug/L	50	50.8	102	60-140	
4-Chlorotoluene	ug/L	50	48.6	97	60-140	
Benzene	ug/L	50	46.6	93	60-140	
Bromobenzene	ug/L	50	47.6	95	60-140	
Bromochloromethane	ug/L	50	41.8	84	60-140	
Bromodichloromethane	ug/L	50	44.5	89	60-140	
Bromoform	ug/L	50	47.6	95	60-140	
Bromomethane	ug/L	50	34.4	69	60-140	
Carbon tetrachloride	ug/L	50	46.0	92	60-140	
Chlorobenzene	ug/L	50	50.0	100	60-140	
Chloroethane	ug/L	50	30.1	60	60-140	
Chloroform	ug/L	50	44.3	89	60-140	
Chloromethane	ug/L	50	31.9	64	60-140	
cis-1,2-Dichloroethene	ug/L	50	39.1	78	60-140	
cis-1,3-Dichloropropene	ug/L	50	48.3	97	60-140	
Dibromochloromethane	ug/L	50	50.1	100	60-140	
Dibromomethane	ug/L	50	46.3	93	60-140	
Dichlorodifluoromethane	ug/L	50	32.6	65	60-140	
Diisopropyl ether	ug/L	50	37.2	74	60-140	
Ethylbenzene	ug/L	50	49.2	98	60-140	
Hexachloro-1,3-butadiene	ug/L	50	52.6	105	60-140	
Isopropylbenzene (Cumene)	ug/L	50	50.6	101	60-140	
m&p-Xylene	ug/L	100	101	101	60-140	
Methyl-tert-butyl ether	ug/L	50	39.6	79	60-140	
Methylene Chloride	ug/L	50	38.4	77	60-140	
n-Butylbenzene	ug/L	50	51.2	102	60-140	
n-Propylbenzene	ug/L	50	48.6	97	60-140	
Naphthalene	ug/L	50	52.7	105	60-140	
o-Xylene	ug/L	50	49.4	99	60-140	
sec-Butylbenzene	ug/L	50	48.9	98	60-140	
Styrene	ug/L	50	51.2	102	60-140	
tert-Butylbenzene	ug/L	50	41.9	84	60-140	
Tetrachloroethene	ug/L	50	46.1	92	60-140	
Toluene	ug/L	50	45.9	92	60-140	
trans-1,2-Dichloroethene	ug/L	50	41.0	82	60-140	
trans-1,3-Dichloropropene	ug/L	50	47.6	95	60-140	
Trichloroethene	ug/L	50	46.6	93	60-140	
Trichlorofluoromethane	ug/L	50	34.0	68	60-140	
Vinyl chloride	ug/L	50	35.8	72	60-140	
1,2-Dichloroethane-d4 (S)	%			86	70-130	
4-Bromofluorobenzene (S)	%			103	70-130	
Toluene-d8 (S)	%			97	70-130	

Results presented on this page are in the units indicated by the "Units" column except where an alternate unit is presented to the right of the result.

REPORT OF LABORATORY ANALYSIS

This report shall not be reproduced, except in full,
without the written consent of Pace Analytical Services, LLC.

Pace Analytical Services, LLC
9800 Kincey Ave. Suite 100
Huntersville, NC 28078
(704)875-9092

QUALITY CONTROL DATA

Project: 2020-LI-2448 Incident
Pace Project No.: 92499670

MATRIX SPIKE & MATRIX SPIKE DUPLICATE: 3030110 3030111

Parameter	Units	92499587017 Result	MS Spike Conc.	MSD Spike Conc.	MS Result	MSD Result	MS % Rec	MSD % Rec	% Rec Limits	RPD	Qual
1,1,1,2-Tetrachloroethane	ug/L	ND	20	20	21.0	21.0	105	105	60-140	0	
1,1,1-Trichloroethane	ug/L	ND	20	20	18.8	18.8	94	94	60-140	0	
1,1,2,2-Tetrachloroethane	ug/L	ND	20	20	19.8	20.4	99	102	60-140	3	
1,1,2-Trichloroethane	ug/L	ND	20	20	14.8	18.2	74	91	60-140	21	
1,1-Dichloroethane	ug/L	ND	20	20	18.4	18.3	92	91	60-140	1	
1,1-Dichloroethene	ug/L	ND	20	20	20.5	20.9	102	104	60-140	2	
1,1-Dichloropropene	ug/L	ND	20	20	18.7	18.3	94	92	60-140	2	
1,2,3-Trichlorobenzene	ug/L	ND	20	20	18.4	19.8	92	99	60-140	7	
1,2,3-Trichloropropane	ug/L	ND	20	20	19.4	20.7	97	104	60-140	7	
1,2,4-Trichlorobenzene	ug/L	ND	20	20	18.9	20.2	94	101	60-140	7	
1,2,4-Trimethylbenzene	ug/L	ND	20	20	19.5	20.6	98	103	60-140	5	
1,2-Dibromo-3-chloropropane	ug/L	ND	20	20	19.6	20.1	98	100	60-140	2	
1,2-Dibromoethane (EDB)	ug/L	ND	20	20	21.0	21.0	105	105	60-140	0	
1,2-Dichlorobenzene	ug/L	ND	20	20	19.6	20.6	98	103	60-140	5	
1,2-Dichloroethane	ug/L	ND	20	20	16.9	17.0	85	85	60-140	1	
1,2-Dichloropropane	ug/L	ND	20	20	19.4	19.6	97	98	60-140	1	
1,3,5-Trimethylbenzene	ug/L	ND	20	20	20.2	21.4	101	107	60-140	6	
1,3-Dichlorobenzene	ug/L	ND	20	20	19.5	20.3	97	101	60-140	4	
1,3-Dichloropropane	ug/L	ND	20	20	21.1	21.4	105	107	60-140	2	
1,4-Dichlorobenzene	ug/L	ND	20	20	19.5	20.8	98	104	60-140	6	
2,2-Dichloropropane	ug/L	ND	20	20	19.2	19.1	96	95	60-140	1	
2-Chlorotoluene	ug/L	ND	20	20	21.4	22.2	107	111	60-140	4	
4-Chlorotoluene	ug/L	ND	20	20	19.7	20.7	98	104	60-140	5	
Benzene	ug/L	ND	20	20	19.7	19.9	99	99	60-140	1	
Bromobenzene	ug/L	ND	20	20	20.6	21.2	103	106	60-140	3	
Bromochloromethane	ug/L	ND	20	20	17.5	17.6	87	88	60-140	1	
Bromodichloromethane	ug/L	4.1	20	20	22.3	22.9	91	94	60-140	3	
Bromoform	ug/L	ND	20	20	18.5	17.7	93	88	60-140	5	
Bromomethane	ug/L	ND	20	20	11.8	15.4	59	77	60-140	26	M1
Carbon tetrachloride	ug/L	ND	20	20	20.2	19.8	101	99	60-140	2	
Chlorobenzene	ug/L	ND	20	20	21.3	21.2	106	106	60-140	1	
Chloroethane	ug/L	ND	20	20	19.1	18.4	96	92	60-140	4	
Chloroform	ug/L	15.2	20	20	33.9	34.5	94	96	60-140	2	
Chloromethane	ug/L	ND	20	20	13.8	13.3	69	66	60-140	4	
cis-1,2-Dichloroethene	ug/L	ND	20	20	17.2	17.2	86	86	60-140	0	
cis-1,3-Dichloropropene	ug/L	ND	20	20	18.8	19.5	94	98	60-140	4	
Dibromochloromethane	ug/L	1.3	20	20	22.4	22.4	106	105	60-140	0	
Dibromomethane	ug/L	ND	20	20	19.2	19.4	96	97	60-140	1	
Dichlorodifluoromethane	ug/L	ND	20	20	14.0	13.6	70	68	60-140	2	
Diisopropyl ether	ug/L	ND	20	20	16.4	16.2	82	81	60-140	1	
Ethylbenzene	ug/L	ND	20	20	20.7	20.9	104	105	60-140	1	
Hexachloro-1,3-butadiene	ug/L	ND	20	20	21.3	21.6	107	108	60-140	2	
Isopropylbenzene (Cumene)	ug/L	ND	20	20	21.1	21.3	106	107	60-140	1	
m&p-Xylene	ug/L	ND	40	40	42.7	42.7	107	107	60-140	0	
Methyl-tert-butyl ether	ug/L	ND	20	20	16.7	16.8	83	84	60-140	1	
Methylene Chloride	ug/L	ND	20	20	17.3	17.8	86	89	60-140	3	

Results presented on this page are in the units indicated by the "Units" column except where an alternate unit is presented to the right of the result.

REPORT OF LABORATORY ANALYSIS

This report shall not be reproduced, except in full,
without the written consent of Pace Analytical Services, LLC.

Pace Analytical Services, LLC
9800 Kincey Ave. Suite 100
Huntersville, NC 28078
(704)875-9092

QUALITY CONTROL DATA

Project: 2020-LI-2448 Incident
Pace Project No.: 92499670

MATRIX SPIKE & MATRIX SPIKE DUPLICATE: 3030110 3030111

Parameter	Units	92499587017 Result	MS Spike Conc.	MSD Spike Conc.	MS Result	MSD Result	MS % Rec	MSD % Rec	% Rec Limits	RPD	Qual
n-Butylbenzene	ug/L	ND	20	20	19.6	20.9	98	105	60-140	7	
n-Propylbenzene	ug/L	ND	20	20	20.2	21.7	101	109	60-140	7	
Naphthalene	ug/L	ND	20	20	17.6	19.4	88	97	60-140	10	
o-Xylene	ug/L	ND	20	20	21.1	21.1	105	105	60-140	0	
sec-Butylbenzene	ug/L	ND	20	20	20.2	21.7	101	109	60-140	7	
Styrene	ug/L	ND	20	20	20.2	20.4	101	102	60-140	1	
tert-Butylbenzene	ug/L	ND	20	20	17.9	18.9	90	95	60-140	5	
Tetrachloroethene	ug/L	ND	20	20	21.6	19.9	108	100	60-140	8	
Toluene	ug/L	ND	20	20	18.7	19.4	92	95	60-140	4	
trans-1,2-Dichloroethene	ug/L	ND	20	20	18.7	18.8	94	94	60-140	0	
trans-1,3-Dichloropropene	ug/L	ND	20	20	14.5	18.9	73	94	60-140	26	
Trichloroethene	ug/L	ND	20	20	19.9	20.3	100	101	60-140	2	
Trichlorofluoromethane	ug/L	ND	20	20	17.4	17.5	87	88	60-140	1	
Vinyl chloride	ug/L	ND	20	20	16.3	15.9	81	79	60-140	2	
1,2-Dichloroethane-d4 (S)	%						89	97	70-130		
4-Bromofluorobenzene (S)	%						97	98	70-130		
Toluene-d8 (S)	%						91	95	70-130		

Results presented on this page are in the units indicated by the "Units" column except where an alternate unit is presented to the right of the result.

REPORT OF LABORATORY ANALYSIS

This report shall not be reproduced, except in full,
without the written consent of Pace Analytical Services, LLC.

Pace Analytical Services, LLC
9800 Kincey Ave. Suite 100
Huntersville, NC 28078
(704)875-9092

QUALIFIERS

Project: 2020-LI-2448 Incident
Pace Project No.: 92499670

DEFINITIONS

DF - Dilution Factor, if reported, represents the factor applied to the reported data due to dilution of the sample aliquot.

ND - Not Detected at or above adjusted reporting limit.

TNTC - Too Numerous To Count

J - Estimated concentration above the adjusted method detection limit and below the adjusted reporting limit.

MDL - Adjusted Method Detection Limit.

PQL - Practical Quantitation Limit.

RL - Reporting Limit - The lowest concentration value that meets project requirements for quantitative data with known precision and bias for a specific analyte in a specific matrix.

S - Surrogate

1,2-Diphenylhydrazine decomposes to and cannot be separated from Azobenzene using Method 8270. The result for each analyte is a combined concentration.

Consistent with EPA guidelines, unrounded data are displayed and have been used to calculate % recovery and RPD values.

LCS(D) - Laboratory Control Sample (Duplicate)

MS(D) - Matrix Spike (Duplicate)

DUP - Sample Duplicate

RPD - Relative Percent Difference

NC - Not Calculable.

SG - Silica Gel - Clean-Up

U - Indicates the compound was analyzed for, but not detected.

Acid preservation may not be appropriate for 2 Chloroethylvinyl ether.

A separate vial preserved to a pH of 4-5 is recommended in SW846 Chapter 4 for the analysis of Acrolein and Acrylonitrile by EPA Method 8260.

N-Nitrosodiphenylamine decomposes and cannot be separated from Diphenylamine using Method 8270. The result reported for each analyte is a combined concentration.

Pace Analytical is TNI accredited. Contact your Pace PM for the current list of accredited analytes.

TNI - The NELAC Institute.

ANALYTE QUALIFIERS

M1	Matrix spike recovery exceeded QC limits. Batch accepted based on laboratory control sample (LCS) recovery.
P8	Analyte was detected in the method blank. All associated samples had concentrations of at least ten times greater than the blank or were below the reporting limit.

This report shall not be reproduced, except in full,
without the written consent of Pace Analytical Services, LLC.

Pace Analytical Services, LLC
9800 Kincey Ave. Suite 100
Huntersville, NC 28078
(704)875-9092

QUALITY CONTROL DATA CROSS REFERENCE TABLE

Project: 2020-LI-2448 Incident
Pace Project No.: 92499670

Lab ID	Sample ID	QC Batch Method	QC Batch	Analytical Method	Analytical Batch
92499670001	**13926A_HC_RD_20201008**	MADEPV	1557958	MADEP VPH	1557958
92499670001	**13926A_HC_RD_20201008**	EPA 3010A	572009	EPA 6010D	572041
92499670001	**13926A_HC_RD_20201008**	SM 6200B	572111		

This report shall not be reproduced, except in full,
without the written consent of Pace Analytical Services, LLC.

Pace Analytical®

CHAIN-OF-CUSTODY Analytical Request Document

Chain-of-Custody is a LEGAL DOCUMENT - Complete all relevent fields

LAB USE ... umber or

WO# : 92499670

92499670

Container Preservative Type

** Preservative Types: (1) nitric acid, (2) sulfuric acid, (3) hydrochloric acid, (4) sodium hydroxide, (5) zinc acetate, (6) methanol, (7) sodium bisulfate, (8) sodium thiosulfate, (9) hexane, (A) ascorbic acid, (B) ammonium sulfate, (C) ammonium hydroxide, (D) TSP, (U) Unpreserved, (O) Other _____

Company: Apex Companies

Address:

Billing Information:

Report To: Andrew Street

Email To: Andrew.Street@apexcos.com

Copy To:

Site Collection Info/Address: 13926 A Huntersville Concord Rd

Customer Project Name/Number: 2020-L1-2448 Incident

State: NC County/City: Huntersville Time Zone Collected: [ ] PT [ ] MT [ ] CT [ ] ET

Phone:
Email:

Site/Facility ID #:

Compliance Monitoring? [ ] Yes [ ] No

Collected By (print): Naomi Fretz

Purchase Order #:
Quote #:

DW PWS ID #:
DW Location Code:

Collected By (signature): Naomi Fretz

Turnaround Date Required: ASAP

Immediately Packed on Ice: [ ] Yes [ ] No

Sample Disposal:
[ ] Dispose as appropriate [ ] Return
[ ] Archive: _____
[ ] Hold: _____

Rush: [ ] Same Day [ ] Next Day [ ] 2 Day [ ] 3 Day [ ] 4 Day [ ] 5 Day (Expedite Charges Apply)

Field Filtered (if applicable): [ ] Yes [ ] No
Analysis: _____

* Matrix Codes (Insert in Matrix box below): Drinking Water (DW), Ground Water (GW), Wastewater (WW), Product (P), Soil/Solid (SL), Oil (OL), Wipe (WP), Air (AR), Tissue (TS), Bioassay (B), Vapor (V), Other (OT)

Analyses

Customer Sample ID	Matrix *	Comp / Grab	Collected (or Composite Start) Date	Collected (or Composite Start) Time	Composite End Date	Composite End Time	Res Cl	# of Ctns	VOCs 6200B	MADEP VPH	Lead							
13926A-HC-RD-20201008	DW	G	10/8/20	1205				8	X	X	X							

Lab Profile/Line:

Lab Sample Receipt Checklist:

Custody Seals Present/Intact	Y	N	NA
Custody Signatures Present	Y	N	NA
Collector Signature Present	Y	N	NA
Bottles Intact	Y	N	NA
Correct Bottles	Y	N	NA
Sufficient Volume	Y	N	NA
Samples Received on Ice	Y	N	NA
VOA - Headspace Acceptable	Y	N	NA
USDA Regulated Soils	Y	N	NA
Samples in Holding Time	Y	N	NA
Residual Chlorine Present	Y	N	NA
Cl Strips:			
Sample pH Acceptable	Y	N	NA
pH Strips:			
Sulfide Present	Y	N	NA
Lead Acetate Strips:			

LAB USE ONLY:
Lab Sample # / Comments:

92499670

Customer Remarks / Special Conditions / Possible Hazards:

Type of Ice Used: Wet Blue Dry None

Packing Material Used:

Radchem sample(s) screened (<500 cpm): Y N NA

SHORT HOLDS PRESENT (<72 hours): Y N N/A

Lab Tracking #: 2528782

Samples received via: FEDEX UPS Client Courier Pace Courier

Lab Sample Temperature Info:
Temp Blank Received: Y N NA
Therm ID#: 9 21061
Cooler 1 Temp Upon Receipt: 5.1 oC
Cooler 1 Therm Corr. Factor: 0 oC
Cooler 1 Corrected Temp: 5.1 oC
Comments:

Relinquished by/Company: (Signature)	Date/Time:	Received by/Company: (Signature)	Date/Time:
Naomi Fretz / Apex	10/8/20 1754	[signature] PACE HC	10-8-20 1754
Relinquished by/Company: (Signature)	Date/Time:	Received by/Company: (Signature)	Date/Time:
Relinquished by/Company: (Signature)	Date/Time:	Received by/Company: (Signature)	Date/Time:

MTJL LAB USE ONLY
Table #:
Acctnum:
Template:
Prelogin:
PM:
PB:

Trip Blank Received: Y N NA
HCL MeOH TSP Other

Non Conformance(s): YES / NO

Page: _____ of: _____

Pace Analytical Services, LLC
9800 Kincey Ave. Suite 100
Huntersville, NC 28078
(704)875-9092

October 15, 2020

Andrew Street
Apex Companies - NC
5900 Northwoods Business Pkwy
Suite 5900-0
Charlotte, NC 28269

RE: Project: 2020-LI-2448 Incident
Pace Project No.: 92499671

Dear Andrew Street:

Enclosed are the analytical results for sample(s) received by the laboratory on October 08, 2020. The results relate only to the samples included in this report. Results reported herein conform to the applicable TNI/NELAC Standards and the laboratory's Quality Manual, where applicable, unless otherwise noted in the body of the report.

The test results provided in this final report were generated by each of the following laboratories within the Pace Network:

- Pace National - Mt. Juliet
- Pace Analytical Services - Asheville
- Pace Analytical Services - Charlotte

If you have any questions concerning this report, please feel free to contact me.

Sincerely,

Angela M. Baioni

Angela Baioni
angela.baioni@pacelabs.com
(704)875-9092
Project Manager

Enclosures

cc: J Culbreath, Colonial Pipeline Company
Robert Hughes, Colonial Pipeline
Margaret King, APEX Companies, LLC
Emily Little, Apex Companies
Jeff Morrison, Colonial Pipeline Company
Tom Naumann, APEX Companies - NC
Joe Nicolette, Montrose-EPS
Christopher Schultz, Apex Companies
Alex Testoff, Montrose-EPS
Michael Verdon, Colonial Pipeline Company
JM Wyatt, Colonial Pipeline Company

This report shall not be reproduced, except in full,
without the written consent of Pace Analytical Services, LLC.

Pace Analytical Services, LLC
9800 Kincey Ave. Suite 100
Huntersville, NC 28078
(704)875-9092

CERTIFICATIONS

Project: 2020-LI-2448 Incident
Pace Project No.: 92499671

Pace Analytical Services National
12065 Lebanon Road, Mt. Juliet, TN 37122
Alabama Certification #: 40660
Alaska Certification 17-026
Arizona Certification #: AZ0612
Arkansas Certification #: 88-0469
California Certification #: 2932
Canada Certification #: 1461.01
Colorado Certification #: TN00003
Connecticut Certification #: PH-0197
DOD Certification: #1461.01
EPA# TN00003
Florida Certification #: E87487
Georgia DW Certification #: 923
Georgia Certification: NELAP
Idaho Certification #: TN00003
Illinois Certification #: 200008
Indiana Certification #: C-TN-01
Iowa Certification #: 364
Kansas Certification #: E-10277
Kentucky UST Certification #: 16
Kentucky Certification #: 90010
Louisiana Certification #: AI30792
Louisiana DW Certification #: LA180010
Maine Certification #: TN0002
Maryland Certification #: 324
Massachusetts Certification #: M-TN003
Michigan Certification #: 9958
Minnesota Certification #: 047-999-395
Mississippi Certification #: TN00003
Missouri Certification #: 340
Montana Certification #: CERT0086
Nebraska Certification #: NE-OS-15-05
Nevada Certification #: TN-03-2002-34
New Hampshire Certification #: 2975
New Jersey Certification #: TN002
New Mexico DW Certification
New York Certification #: 11742
North Carolina Aquatic Toxicity Certification #: 41
North Carolina Drinking Water Certification #: 21704
North Carolina Environmental Certificate #: 375
North Dakota Certification #: R-140
Ohio VAP Certification #: CL0069
Oklahoma Certification #: 9915
Oregon Certification #: TN200002
Pennsylvania Certification #: 68-02979
Rhode Island Certification #: LAO00356
South Carolina Certification #: 84004
South Dakota Certification
Tennessee DW/Chem/Micro Certification #: 2006
Texas Mold Certification #: LAB0152
Texas Certification #: T 104704245-17-14
USDA Soil Permit #: P330-15-00234
Utah Certification #: TN00003
Vermont Dept. of Health: ID# VT-2006
Virginia Certification #: VT2006
Virginia Certification #: 460132
Washington Certification #: C847
West Virginia Certification #: 233
Wisconsin Certification #: 998093910
Wyoming UST Certification #: via A2LA 2926.01
A2LA-ISO 17025 Certification #: 1461.01
A2LA-ISO 17025 Certification #: 1461.02
AIHA-LAP/LLC EMLAP Certification #:100789

Pace Analytical Services Charlotte
9800 Kincey Ave. Ste 100, Huntersville, NC 28078
Louisiana/NELAP Certification # LA170028
North Carolina Drinking Water Certification #: 37706
North Carolina Field Services Certification #: 5342
North Carolina Wastewater Certification #: 12
South Carolina Certification #: 99006001
Florida/NELAP Certification #: E87627
Kentucky UST Certification #: 84
Virginia/VELAP Certification #: 460221

Pace Analytical Services Asheville
2225 Riverside Drive, Asheville, NC 28804
Florida/NELAP Certification #: E87648
Massachusetts Certification #: M-NC030
North Carolina Drinking Water Certification #: 37712
North Carolina Wastewater Certification #: 40
South Carolina Certification #: 99030001
Virginia/VELAP Certification #: 460222

REPORT OF LABORATORY ANALYSIS

This report shall not be reproduced, except in full,
without the written consent of Pace Analytical Services, LLC.

Pace Analytical Services, LLC
9800 Kincey Ave. Suite 100
Huntersville, NC 28078
(704)875-9092

SAMPLE ANALYTE COUNT

Project: 2020-LI-2448 Incident
Pace Project No.: 92499671

Lab ID	Sample ID	Method	Analysts	Analytes Reported	Laboratory
92499671001	**14015_AC_RD_20201008**	MADEP VPH	JAH	6	PAN
		EPA 6010D	SH1	1	PASI-A
		SM 6200B	SAS	63	PASI-C

PAN = Pace National - Mt. Juliet
PASI-A = Pace Analytical Services - Asheville
PASI-C = Pace Analytical Services - Charlotte

This report shall not be reproduced, except in full,
without the written consent of Pace Analytical Services, LLC.

Pace Analytical Services, LLC
9800 Kincey Ave. Suite 100
Huntersville, NC 28078
(704)875-9092

ANALYTICAL RESULTS

Project: 2020-LI-2448 Incident
Pace Project No.: 92499671

Sample: 14015_AC_RD_20201008 **Lab ID: 92499671001** Collected: 10/08/20 12:45 Received: 10/08/20 17:54 Matrix: Water

Parameters	Results	Units	Report Limit	DF	Prepared	Analyzed	CAS No.	Qual
MADEPV	Analytical Method: MADEP VPH Preparation Method: MADEPV Pace National - Mt. Juliet							
Aliphatic (C05-C08)	ND	ug/L	100	1	10/12/20 19:13	10/12/20 19:13		
Aliphatic (C09-C12)	ND	ug/L	100	1	10/12/20 19:13	10/12/20 19:13		
Aromatic (C09-C10),Unadjusted	ND	ug/L	100	1	10/12/20 19:13	10/12/20 19:13	TPHC9C10A	
Total VPH	ND	ug/L	100	1	10/12/20 19:13	10/12/20 19:13	VPH	
Surrogates								
2,5-Dibromotoluene (FID)	91.1	%	70.0-130	1	10/12/20 19:13	10/12/20 19:13	615-59-8FID	
2,5-Dibromotoluene (PID)	80.0	%	70.0-130	1	10/12/20 19:13	10/12/20 19:13	615-59-8PID	
6010 MET ICP	Analytical Method: EPA 6010D Preparation Method: EPA 3010A Pace Analytical Services - Asheville							
Lead	ND	ug/L	5.0	1	10/09/20 01:18	10/09/20 09:01	7439-92-1	P8
6200B MSV	Analytical Method: SM 6200B Pace Analytical Services - Charlotte							
Benzene	ND	ug/L	0.50	1		10/09/20 14:26	71-43-2	
Bromobenzene	ND	ug/L	0.50	1		10/09/20 14:26	108-86-1	
Bromochloromethane	ND	ug/L	0.50	1		10/09/20 14:26	74-97-5	
Bromodichloromethane	ND	ug/L	0.50	1		10/09/20 14:26	75-27-4	
Bromoform	ND	ug/L	0.50	1		10/09/20 14:26	75-25-2	
Bromomethane	ND	ug/L	5.0	1		10/09/20 14:26	74-83-9	
n-Butylbenzene	ND	ug/L	0.50	1		10/09/20 14:26	104-51-8	
sec-Butylbenzene	ND	ug/L	0.50	1		10/09/20 14:26	135-98-8	
tert-Butylbenzene	ND	ug/L	0.50	1		10/09/20 14:26	98-06-6	
Carbon tetrachloride	ND	ug/L	0.50	1		10/09/20 14:26	56-23-5	
Chlorobenzene	ND	ug/L	0.50	1		10/09/20 14:26	108-90-7	
Chloroethane	ND	ug/L	1.0	1		10/09/20 14:26	75-00-3	
Chloroform	ND	ug/L	0.50	1		10/09/20 14:26	67-66-3	
Chloromethane	ND	ug/L	1.0	1		10/09/20 14:26	74-87-3	
2-Chlorotoluene	ND	ug/L	0.50	1		10/09/20 14:26	95-49-8	
4-Chlorotoluene	ND	ug/L	0.50	1		10/09/20 14:26	106-43-4	
1,2-Dibromo-3-chloropropane	ND	ug/L	1.0	1		10/09/20 14:26	96-12-8	
Dibromochloromethane	ND	ug/L	0.50	1		10/09/20 14:26	124-48-1	
1,2-Dibromoethane (EDB)	ND	ug/L	0.50	1		10/09/20 14:26	106-93-4	
Dibromomethane	ND	ug/L	0.50	1		10/09/20 14:26	74-95-3	
1,2-Dichlorobenzene	ND	ug/L	0.50	1		10/09/20 14:26	95-50-1	
1,3-Dichlorobenzene	ND	ug/L	0.50	1		10/09/20 14:26	541-73-1	
1,4-Dichlorobenzene	ND	ug/L	0.50	1		10/09/20 14:26	106-46-7	
Dichlorodifluoromethane	ND	ug/L	0.50	1		10/09/20 14:26	75-71-8	
1,1-Dichloroethane	ND	ug/L	0.50	1		10/09/20 14:26	75-34-3	
1,2-Dichloroethane	ND	ug/L	0.50	1		10/09/20 14:26	107-06-2	
1,1-Dichloroethene	ND	ug/L	0.50	1		10/09/20 14:26	75-35-4	
cis-1,2-Dichloroethene	ND	ug/L	0.50	1		10/09/20 14:26	156-59-2	
trans-1,2-Dichloroethene	ND	ug/L	0.50	1		10/09/20 14:26	156-60-5	
1,2-Dichloropropane	ND	ug/L	0.50	1		10/09/20 14:26	78-87-5	
1,3-Dichloropropane	ND	ug/L	0.50	1		10/09/20 14:26	142-28-9	
2,2-Dichloropropane	ND	ug/L	0.50	1		10/09/20 14:26	594-20-7	

REPORT OF LABORATORY ANALYSIS

This report shall not be reproduced, except in full,
without the written consent of Pace Analytical Services, LLC.

Pace Analytical Services, LLC
9800 Kincey Ave. Suite 100
Huntersville, NC 28078
(704)875-9092

ANALYTICAL RESULTS

Project: 2020-LI-2448 Incident
Pace Project No.: 92499671

Sample: 14015_AC_RD_20201008 **Lab ID: 92499671001** Collected: 10/08/20 12:45 Received: 10/08/20 17:54 Matrix: Water

Parameters	Results	Units	Report Limit	DF	Prepared	Analyzed	CAS No.	Qual
6200B MSV	Analytical Method: SM 6200B Pace Analytical Services - Charlotte							
1,1-Dichloropropene	ND	ug/L	0.50	1		10/09/20 14:26	563-58-6	
cis-1,3-Dichloropropene	ND	ug/L	0.50	1		10/09/20 14:26	10061-01-5	
trans-1,3-Dichloropropene	ND	ug/L	0.50	1		10/09/20 14:26	10061-02-6	
Diisopropyl ether	ND	ug/L	0.50	1		10/09/20 14:26	108-20-3	
Ethylbenzene	ND	ug/L	0.50	1		10/09/20 14:26	100-41-4	
Hexachloro-1,3-butadiene	ND	ug/L	2.0	1		10/09/20 14:26	87-68-3	
Isopropylbenzene (Cumene)	ND	ug/L	0.50	1		10/09/20 14:26	98-82-8	
Methylene Chloride	ND	ug/L	2.0	1		10/09/20 14:26	75-09-2	
Methyl-tert-butyl ether	ND	ug/L	0.50	1		10/09/20 14:26	1634-04-4	
Naphthalene	ND	ug/L	2.0	1		10/09/20 14:26	91-20-3	
n-Propylbenzene	ND	ug/L	0.50	1		10/09/20 14:26	103-65-1	
Styrene	ND	ug/L	0.50	1		10/09/20 14:26	100-42-5	
1,1,1,2-Tetrachloroethane	ND	ug/L	0.50	1		10/09/20 14:26	630-20-6	
1,1,2,2-Tetrachloroethane	ND	ug/L	0.50	1		10/09/20 14:26	79-34-5	
Tetrachloroethene	ND	ug/L	0.50	1		10/09/20 14:26	127-18-4	
Toluene	ND	ug/L	0.50	1		10/09/20 14:26	108-88-3	
1,2,3-Trichlorobenzene	ND	ug/L	2.0	1		10/09/20 14:26	87-61-6	
1,2,4-Trichlorobenzene	ND	ug/L	2.0	1		10/09/20 14:26	120-82-1	
1,1,1-Trichloroethane	ND	ug/L	0.50	1		10/09/20 14:26	71-55-6	
1,1,2-Trichloroethane	ND	ug/L	0.50	1		10/09/20 14:26	79-00-5	
Trichloroethene	ND	ug/L	0.50	1		10/09/20 14:26	79-01-6	
Trichlorofluoromethane	ND	ug/L	1.0	1		10/09/20 14:26	75-69-4	
1,2,3-Trichloropropane	ND	ug/L	0.50	1		10/09/20 14:26	96-18-4	
1,2,4-Trimethylbenzene	ND	ug/L	0.50	1		10/09/20 14:26	95-63-6	
1,3,5-Trimethylbenzene	ND	ug/L	0.50	1		10/09/20 14:26	108-67-8	
Vinyl chloride	ND	ug/L	1.0	1		10/09/20 14:26	75-01-4	
m&p-Xylene	ND	ug/L	1.0	1		10/09/20 14:26	179601-23-1	
o-Xylene	ND	ug/L	0.50	1		10/09/20 14:26	95-47-6	
Surrogates								
1,2-Dichloroethane-d4 (S)	89	%	70-130	1		10/09/20 14:26	17060-07-0	
4-Bromofluorobenzene (S)	117	%	70-130	1		10/09/20 14:26	460-00-4	
Toluene-d8 (S)	88	%	70-130	1		10/09/20 14:26	2037-26-5	

REPORT OF LABORATORY ANALYSIS

This report shall not be reproduced, except in full,
without the written consent of Pace Analytical Services, LLC.

Pace Analytical Services, LLC
9800 Kincey Ave. Suite 100
Huntersville, NC 28078
(704)875-9092

QUALITY CONTROL DATA

Project: 2020-LI-2448 Incident
Pace Project No.: 92499671

QC Batch: 1557958
QC Batch Method: MADEPV
Analysis Method: MADEP VPH
Analysis Description: MADEPV
Laboratory: Pace National - Mt. Juliet

Associated Lab Samples: 92499671001

METHOD BLANK: R3581724-3 Matrix: Water
Associated Lab Samples: 92499671001

Parameter	Units	Blank Result	Reporting Limit	Analyzed	Qualifiers
Aliphatic (C05-C08)	ug/L	ND	100	10/12/20 13:32	
Aliphatic (C09-C12)	ug/L	ND	100	10/12/20 13:32	
Aromatic (C09-C10),Unadjusted	ug/L	ND	100	10/12/20 13:32	
Total VPH	ug/L	ND	100	10/12/20 13:32	
2,5-Dibromotoluene (FID)	%	87.3	70.0-130	10/12/20 13:32	
2,5-Dibromotoluene (PID)	%	79.7	70.0-130	10/12/20 13:32	

LABORATORY CONTROL SAMPLE & LCSD: R3581724-1 R3581724-2

Parameter	Units	Spike Conc.	LCS Result	LCSD Result	LCS % Rec	LCSD % Rec	% Rec Limits	RPD	Max RPD	Qualifiers
Aliphatic (C05-C08)	ug/L	1200	1180	1190	98.3	99.2	70.0-130	0.844	25	
Aliphatic (C09-C12)	ug/L	1400	1490	1450	106	104	70.0-130	2.72	25	
Aromatic (C09-C10),Unadjusted	ug/L	200	190	229	95.0	115	70.0-130	18.6	25	
Total VPH	ug/L	2800	2860	2870	102	103	70.0-130	0.349	25	
2,5-Dibromotoluene (FID)	%				97.1	97.4	70.0-130			
2,5-Dibromotoluene (PID)	%				87.6	87.2	70.0-130			

Results presented on this page are in the units indicated by the "Units" column except where an alternate unit is presented to the right of the result.

REPORT OF LABORATORY ANALYSIS

This report shall not be reproduced, except in full,
without the written consent of Pace Analytical Services, LLC.

Pace Analytical Services, LLC
9800 Kincey Ave. Suite 100
Huntersville, NC 28078
(704)875-9092

QUALITY CONTROL DATA

Project: 2020-LI-2448 Incident
Pace Project No.: 92499671

QC Batch: 572009
QC Batch Method: EPA 3010A
Analysis Method: EPA 6010D
Analysis Description: 6010 MET
Laboratory: Pace Analytical Services - Asheville
Associated Lab Samples: 92499671001

METHOD BLANK: 3029866 Matrix: Water
Associated Lab Samples: 92499671001

Parameter	Units	Blank Result	Reporting Limit	Analyzed	Qualifiers
Lead	ug/L	5.4	5.0	10/09/20 07:58	P8

LABORATORY CONTROL SAMPLE: 3029867

Parameter	Units	Spike Conc.	LCS Result	LCS % Rec	% Rec Limits	Qualifiers
Lead	ug/L	500	459	92	80-120	

MATRIX SPIKE & MATRIX SPIKE DUPLICATE: 3029868 3029869

Parameter	Units	92499661001 Result	MS Spike Conc.	MSD Spike Conc.	MS Result	MSD Result	MS % Rec	MSD % Rec	% Rec Limits	RPD	Qual
Lead	ug/L	ND	500	500	490	503	98	101	75-125	3	

Results presented on this page are in the units indicated by the "Units" column except where an alternate unit is presented to the right of the result.

REPORT OF LABORATORY ANALYSIS

This report shall not be reproduced, except in full,
without the written consent of Pace Analytical Services, LLC.

Pace Analytical Services, LLC
9800 Kincey Ave. Suite 100
Huntersville, NC 28078
(704)875-9092

QUALITY CONTROL DATA

Project: 2020-LI-2448 Incident
Pace Project No.: 92499671

QC Batch: 572111
QC Batch Method: SM 6200B
Analysis Method: SM 6200B
Analysis Description: 6200B MSV
Laboratory: Pace Analytical Services - Charlotte

Associated Lab Samples: 92499671001

METHOD BLANK: 3030108 Matrix: Water
Associated Lab Samples: 92499671001

Parameter	Units	Blank Result	Reporting Limit	Analyzed	Qualifiers
1,1,1,2-Tetrachloroethane	ug/L	ND	0.50	10/09/20 10:15	
1,1,1-Trichloroethane	ug/L	ND	0.50	10/09/20 10:15	
1,1,2,2-Tetrachloroethane	ug/L	ND	0.50	10/09/20 10:15	
1,1,2-Trichloroethane	ug/L	ND	0.50	10/09/20 10:15	
1,1-Dichloroethane	ug/L	ND	0.50	10/09/20 10:15	
1,1-Dichloroethene	ug/L	ND	0.50	10/09/20 10:15	
1,1-Dichloropropene	ug/L	ND	0.50	10/09/20 10:15	
1,2,3-Trichlorobenzene	ug/L	ND	2.0	10/09/20 10:15	
1,2,3-Trichloropropane	ug/L	ND	0.50	10/09/20 10:15	
1,2,4-Trichlorobenzene	ug/L	ND	2.0	10/09/20 10:15	
1,2,4-Trimethylbenzene	ug/L	ND	0.50	10/09/20 10:15	
1,2-Dibromo-3-chloropropane	ug/L	ND	1.0	10/09/20 10:15	
1,2-Dibromoethane (EDB)	ug/L	ND	0.50	10/09/20 10:15	
1,2-Dichlorobenzene	ug/L	ND	0.50	10/09/20 10:15	
1,2-Dichloroethane	ug/L	ND	0.50	10/09/20 10:15	
1,2-Dichloropropane	ug/L	ND	0.50	10/09/20 10:15	
1,3,5-Trimethylbenzene	ug/L	ND	0.50	10/09/20 10:15	
1,3-Dichlorobenzene	ug/L	ND	0.50	10/09/20 10:15	
1,3-Dichloropropane	ug/L	ND	0.50	10/09/20 10:15	
1,4-Dichlorobenzene	ug/L	ND	0.50	10/09/20 10:15	
2,2-Dichloropropane	ug/L	ND	0.50	10/09/20 10:15	
2-Chlorotoluene	ug/L	ND	0.50	10/09/20 10:15	
4-Chlorotoluene	ug/L	ND	0.50	10/09/20 10:15	
Benzene	ug/L	ND	0.50	10/09/20 10:15	
Bromobenzene	ug/L	ND	0.50	10/09/20 10:15	
Bromochloromethane	ug/L	ND	0.50	10/09/20 10:15	
Bromodichloromethane	ug/L	ND	0.50	10/09/20 10:15	
Bromoform	ug/L	ND	0.50	10/09/20 10:15	
Bromomethane	ug/L	ND	5.0	10/09/20 10:15	
Carbon tetrachloride	ug/L	ND	0.50	10/09/20 10:15	
Chlorobenzene	ug/L	ND	0.50	10/09/20 10:15	
Chloroethane	ug/L	ND	1.0	10/09/20 10:15	
Chloroform	ug/L	ND	0.50	10/09/20 10:15	
Chloromethane	ug/L	ND	1.0	10/09/20 10:15	
cis-1,2-Dichloroethene	ug/L	ND	0.50	10/09/20 10:15	
cis-1,3-Dichloropropene	ug/L	ND	0.50	10/09/20 10:15	
Dibromochloromethane	ug/L	ND	0.50	10/09/20 10:15	
Dibromomethane	ug/L	ND	0.50	10/09/20 10:15	
Dichlorodifluoromethane	ug/L	ND	0.50	10/09/20 10:15	
Diisopropyl ether	ug/L	ND	0.50	10/09/20 10:15	

Results presented on this page are in the units indicated by the "Units" column except where an alternate unit is presented to the right of the result.

REPORT OF LABORATORY ANALYSIS

This report shall not be reproduced, except in full,
without the written consent of Pace Analytical Services, LLC.

Pace Analytical Services, LLC
9800 Kincey Ave. Suite 100
Huntersville, NC 28078
(704)875-9092

QUALITY CONTROL DATA

Project: 2020-LI-2448 Incident
Pace Project No.: 92499671

METHOD BLANK: 3030108 Matrix: Water
Associated Lab Samples: 92499671001

Parameter	Units	Blank Result	Reporting Limit	Analyzed	Qualifiers
Ethylbenzene	ug/L	ND	0.50	10/09/20 10:15	
Hexachloro-1,3-butadiene	ug/L	ND	2.0	10/09/20 10:15	
Isopropylbenzene (Cumene)	ug/L	ND	0.50	10/09/20 10:15	
m&p-Xylene	ug/L	ND	1.0	10/09/20 10:15	
Methyl-tert-butyl ether	ug/L	ND	0.50	10/09/20 10:15	
Methylene Chloride	ug/L	ND	2.0	10/09/20 10:15	
n-Butylbenzene	ug/L	ND	0.50	10/09/20 10:15	
n-Propylbenzene	ug/L	ND	0.50	10/09/20 10:15	
Naphthalene	ug/L	ND	2.0	10/09/20 10:15	
o-Xylene	ug/L	ND	0.50	10/09/20 10:15	
sec-Butylbenzene	ug/L	ND	0.50	10/09/20 10:15	
Styrene	ug/L	ND	0.50	10/09/20 10:15	
tert-Butylbenzene	ug/L	ND	0.50	10/09/20 10:15	
Tetrachloroethene	ug/L	ND	0.50	10/09/20 10:15	
Toluene	ug/L	ND	0.50	10/09/20 10:15	
trans-1,2-Dichloroethene	ug/L	ND	0.50	10/09/20 10:15	
trans-1,3-Dichloropropene	ug/L	ND	0.50	10/09/20 10:15	
Trichloroethene	ug/L	ND	0.50	10/09/20 10:15	
Trichlorofluoromethane	ug/L	ND	1.0	10/09/20 10:15	
Vinyl chloride	ug/L	ND	1.0	10/09/20 10:15	
1,2-Dichloroethane-d4 (S)	%	86	70-130	10/09/20 10:15	
4-Bromofluorobenzene (S)	%	97	70-130	10/09/20 10:15	
Toluene-d8 (S)	%	96	70-130	10/09/20 10:15	

LABORATORY CONTROL SAMPLE: 3030109

Parameter	Units	Spike Conc.	LCS Result	LCS % Rec	% Rec Limits	Qualifiers
1,1,1,2-Tetrachloroethane	ug/L	50	50.7	101	60-140	
1,1,1-Trichloroethane	ug/L	50	43.1	86	60-140	
1,1,2,2-Tetrachloroethane	ug/L	50	50.7	101	60-140	
1,1,2-Trichloroethane	ug/L	50	45.5	91	60-140	
1,1-Dichloroethane	ug/L	50	41.1	82	60-140	
1,1-Dichloroethene	ug/L	50	42.6	85	60-140	
1,1-Dichloropropene	ug/L	50	43.0	86	60-140	
1,2,3-Trichlorobenzene	ug/L	50	51.5	103	60-140	
1,2,3-Trichloropropane	ug/L	50	52.0	104	60-140	
1,2,4-Trichlorobenzene	ug/L	50	52.3	105	60-140	
1,2,4-Trimethylbenzene	ug/L	50	47.5	95	60-140	
1,2-Dibromo-3-chloropropane	ug/L	50	52.2	104	60-140	
1,2-Dibromoethane (EDB)	ug/L	50	50.2	100	60-140	
1,2-Dichlorobenzene	ug/L	50	50.4	101	60-140	
1,2-Dichloroethane	ug/L	50	39.6	79	60-140	
1,2-Dichloropropane	ug/L	50	46.4	93	60-140	
1,3,5-Trimethylbenzene	ug/L	50	48.3	97	60-140	

Results presented on this page are in the units indicated by the "Units" column except where an alternate unit is presented to the right of the result.

REPORT OF LABORATORY ANALYSIS

This report shall not be reproduced, except in full,
without the written consent of Pace Analytical Services, LLC.

Pace Analytical Services, LLC
9800 Kincey Ave. Suite 100
Huntersville, NC 28078
(704)875-9092

QUALITY CONTROL DATA

Project: 2020-LI-2448 Incident
Pace Project No.: 92499671

LABORATORY CONTROL SAMPLE: 3030109

Parameter	Units	Spike Conc.	LCS Result	LCS % Rec	% Rec Limits	Qualifiers
1,3-Dichlorobenzene	ug/L	50	48.8	98	60-140	
1,3-Dichloropropane	ug/L	50	49.7	99	60-140	
1,4-Dichlorobenzene	ug/L	50	49.4	99	60-140	
2,2-Dichloropropane	ug/L	50	44.9	90	60-140	
2-Chlorotoluene	ug/L	50	50.8	102	60-140	
4-Chlorotoluene	ug/L	50	48.6	97	60-140	
Benzene	ug/L	50	46.6	93	60-140	
Bromobenzene	ug/L	50	47.6	95	60-140	
Bromochloromethane	ug/L	50	41.8	84	60-140	
Bromodichloromethane	ug/L	50	44.5	89	60-140	
Bromoform	ug/L	50	47.6	95	60-140	
Bromomethane	ug/L	50	34.4	69	60-140	
Carbon tetrachloride	ug/L	50	46.0	92	60-140	
Chlorobenzene	ug/L	50	50.0	100	60-140	
Chloroethane	ug/L	50	30.1	60	60-140	
Chloroform	ug/L	50	44.3	89	60-140	
Chloromethane	ug/L	50	31.9	64	60-140	
cis-1,2-Dichloroethene	ug/L	50	39.1	78	60-140	
cis-1,3-Dichloropropene	ug/L	50	48.3	97	60-140	
Dibromochloromethane	ug/L	50	50.1	100	60-140	
Dibromomethane	ug/L	50	46.3	93	60-140	
Dichlorodifluoromethane	ug/L	50	32.6	65	60-140	
Diisopropyl ether	ug/L	50	37.2	74	60-140	
Ethylbenzene	ug/L	50	49.2	98	60-140	
Hexachloro-1,3-butadiene	ug/L	50	52.6	105	60-140	
Isopropylbenzene (Cumene)	ug/L	50	50.6	101	60-140	
m&p-Xylene	ug/L	100	101	101	60-140	
Methyl-tert-butyl ether	ug/L	50	39.6	79	60-140	
Methylene Chloride	ug/L	50	38.4	77	60-140	
n-Butylbenzene	ug/L	50	51.2	102	60-140	
n-Propylbenzene	ug/L	50	48.6	97	60-140	
Naphthalene	ug/L	50	52.7	105	60-140	
o-Xylene	ug/L	50	49.4	99	60-140	
sec-Butylbenzene	ug/L	50	48.9	98	60-140	
Styrene	ug/L	50	51.2	102	60-140	
tert-Butylbenzene	ug/L	50	41.9	84	60-140	
Tetrachloroethene	ug/L	50	46.1	92	60-140	
Toluene	ug/L	50	45.9	92	60-140	
trans-1,2-Dichloroethene	ug/L	50	41.0	82	60-140	
trans-1,3-Dichloropropene	ug/L	50	47.6	95	60-140	
Trichloroethene	ug/L	50	46.6	93	60-140	
Trichlorofluoromethane	ug/L	50	34.0	68	60-140	
Vinyl chloride	ug/L	50	35.8	72	60-140	
1,2-Dichloroethane-d4 (S)	%			86	70-130	
4-Bromofluorobenzene (S)	%			103	70-130	
Toluene-d8 (S)	%			97	70-130	

Results presented on this page are in the units indicated by the "Units" column except where an alternate unit is presented to the right of the result.

REPORT OF LABORATORY ANALYSIS

This report shall not be reproduced, except in full,
without the written consent of Pace Analytical Services, LLC.

Pace Analytical Services, LLC
9800 Kincey Ave. Suite 100
Huntersville, NC 28078
(704)875-9092

QUALITY CONTROL DATA

Project: 2020-LI-2448 Incident
Pace Project No.: 92499671

MATRIX SPIKE & MATRIX SPIKE DUPLICATE: 3030110 3030111

Parameter	Units	92499587017 Result	MS Spike Conc.	MSD Spike Conc.	MS Result	MSD Result	MS % Rec	MSD % Rec	% Rec Limits	RPD	Qual
1,1,1,2-Tetrachloroethane	ug/L	ND	20	20	21.0	21.0	105	105	60-140	0	
1,1,1-Trichloroethane	ug/L	ND	20	20	18.8	18.8	94	94	60-140	0	
1,1,2,2-Tetrachloroethane	ug/L	ND	20	20	19.8	20.4	99	102	60-140	3	
1,1,2-Trichloroethane	ug/L	ND	20	20	14.8	18.2	74	91	60-140	21	
1,1-Dichloroethane	ug/L	ND	20	20	18.4	18.3	92	91	60-140	1	
1,1-Dichloroethene	ug/L	ND	20	20	20.5	20.9	102	104	60-140	2	
1,1-Dichloropropene	ug/L	ND	20	20	18.7	18.3	94	92	60-140	2	
1,2,3-Trichlorobenzene	ug/L	ND	20	20	18.4	19.8	92	99	60-140	7	
1,2,3-Trichloropropane	ug/L	ND	20	20	19.4	20.7	97	104	60-140	7	
1,2,4-Trichlorobenzene	ug/L	ND	20	20	18.9	20.2	94	101	60-140	7	
1,2,4-Trimethylbenzene	ug/L	ND	20	20	19.5	20.6	98	103	60-140	5	
1,2-Dibromo-3-chloropropane	ug/L	ND	20	20	19.6	20.1	98	100	60-140	2	
1,2-Dibromoethane (EDB)	ug/L	ND	20	20	21.0	21.0	105	105	60-140	0	
1,2-Dichlorobenzene	ug/L	ND	20	20	19.6	20.6	98	103	60-140	5	
1,2-Dichloroethane	ug/L	ND	20	20	16.9	17.0	85	85	60-140	1	
1,2-Dichloropropane	ug/L	ND	20	20	19.4	19.6	97	98	60-140	1	
1,3,5-Trimethylbenzene	ug/L	ND	20	20	20.2	21.4	101	107	60-140	6	
1,3-Dichlorobenzene	ug/L	ND	20	20	19.5	20.3	97	101	60-140	4	
1,3-Dichloropropane	ug/L	ND	20	20	21.1	21.4	105	107	60-140	2	
1,4-Dichlorobenzene	ug/L	ND	20	20	19.5	20.8	98	104	60-140	6	
2,2-Dichloropropane	ug/L	ND	20	20	19.2	19.1	96	95	60-140	1	
2-Chlorotoluene	ug/L	ND	20	20	21.4	22.2	107	111	60-140	4	
4-Chlorotoluene	ug/L	ND	20	20	19.7	20.7	98	104	60-140	5	
Benzene	ug/L	ND	20	20	19.7	19.9	99	99	60-140	1	
Bromobenzene	ug/L	ND	20	20	20.6	21.2	103	106	60-140	3	
Bromochloromethane	ug/L	ND	20	20	17.5	17.6	87	88	60-140	1	
Bromodichloromethane	ug/L	4.1	20	20	22.3	22.9	91	94	60-140	3	
Bromoform	ug/L	ND	20	20	18.5	17.7	93	88	60-140	5	
Bromomethane	ug/L	ND	20	20	11.8	15.4	59	77	60-140	26	M1
Carbon tetrachloride	ug/L	ND	20	20	20.2	19.8	101	99	60-140	2	
Chlorobenzene	ug/L	ND	20	20	21.3	21.2	106	106	60-140	1	
Chloroethane	ug/L	ND	20	20	19.1	18.4	96	92	60-140	4	
Chloroform	ug/L	15.2	20	20	33.9	34.5	94	96	60-140	2	
Chloromethane	ug/L	ND	20	20	13.8	13.3	69	66	60-140	4	
cis-1,2-Dichloroethene	ug/L	ND	20	20	17.2	17.2	86	86	60-140	0	
cis-1,3-Dichloropropene	ug/L	ND	20	20	18.8	19.5	94	98	60-140	4	
Dibromochloromethane	ug/L	1.3	20	20	22.4	22.4	106	105	60-140	0	
Dibromomethane	ug/L	ND	20	20	19.2	19.4	96	97	60-140	1	
Dichlorodifluoromethane	ug/L	ND	20	20	14.0	13.6	70	68	60-140	2	
Diisopropyl ether	ug/L	ND	20	20	16.4	16.2	82	81	60-140	1	
Ethylbenzene	ug/L	ND	20	20	20.7	20.9	104	105	60-140	1	
Hexachloro-1,3-butadiene	ug/L	ND	20	20	21.3	21.6	107	108	60-140	2	
Isopropylbenzene (Cumene)	ug/L	ND	20	20	21.1	21.3	106	107	60-140	1	
m&p-Xylene	ug/L	ND	40	40	42.7	42.7	107	107	60-140	0	
Methyl-tert-butyl ether	ug/L	ND	20	20	16.7	16.8	83	84	60-140	1	
Methylene Chloride	ug/L	ND	20	20	17.3	17.8	86	89	60-140	3	

Results presented on this page are in the units indicated by the "Units" column except where an alternate unit is presented to the right of the result.

REPORT OF LABORATORY ANALYSIS

This report shall not be reproduced, except in full,
without the written consent of Pace Analytical Services, LLC.

Pace Analytical Services, LLC
9800 Kincey Ave. Suite 100
Huntersville, NC 28078
(704)875-9092

QUALITY CONTROL DATA

Project: 2020-LI-2448 Incident
Pace Project No.: 92499671

MATRIX SPIKE & MATRIX SPIKE DUPLICATE: 3030110 3030111

Parameter	Units	92499587017 Result	MS Spike Conc.	MSD Spike Conc.	MS Result	MSD Result	MS % Rec	MSD % Rec	% Rec Limits	RPD	Qual
n-Butylbenzene	ug/L	ND	20	20	19.6	20.9	98	105	60-140	7	
n-Propylbenzene	ug/L	ND	20	20	20.2	21.7	101	109	60-140	7	
Naphthalene	ug/L	ND	20	20	17.6	19.4	88	97	60-140	10	
o-Xylene	ug/L	ND	20	20	21.1	21.1	105	105	60-140	0	
sec-Butylbenzene	ug/L	ND	20	20	20.2	21.7	101	109	60-140	7	
Styrene	ug/L	ND	20	20	20.2	20.4	101	102	60-140	1	
tert-Butylbenzene	ug/L	ND	20	20	17.9	18.9	90	95	60-140	5	
Tetrachloroethene	ug/L	ND	20	20	21.6	19.9	108	100	60-140	8	
Toluene	ug/L	ND	20	20	18.7	19.4	92	95	60-140	4	
trans-1,2-Dichloroethene	ug/L	ND	20	20	18.7	18.8	94	94	60-140	0	
trans-1,3-Dichloropropene	ug/L	ND	20	20	14.5	18.9	73	94	60-140	26	
Trichloroethene	ug/L	ND	20	20	19.9	20.3	100	101	60-140	2	
Trichlorofluoromethane	ug/L	ND	20	20	17.4	17.5	87	88	60-140	1	
Vinyl chloride	ug/L	ND	20	20	16.3	15.9	81	79	60-140	2	
1,2-Dichloroethane-d4 (S)	%						89	97	70-130		
4-Bromofluorobenzene (S)	%						97	98	70-130		
Toluene-d8 (S)	%						91	95	70-130		

Results presented on this page are in the units indicated by the "Units" column except where an alternate unit is presented to the right of the result.

REPORT OF LABORATORY ANALYSIS

This report shall not be reproduced, except in full,
without the written consent of Pace Analytical Services, LLC.

Pace Analytical Services, LLC
9800 Kincey Ave. Suite 100
Huntersville, NC 28078
(704)875-9092

QUALIFIERS

Project: 2020-LI-2448 Incident
Pace Project No.: 92499671

DEFINITIONS

DF - Dilution Factor, if reported, represents the factor applied to the reported data due to dilution of the sample aliquot.

ND - Not Detected at or above adjusted reporting limit.

TNTC - Too Numerous To Count

J - Estimated concentration above the adjusted method detection limit and below the adjusted reporting limit.

MDL - Adjusted Method Detection Limit.

PQL - Practical Quantitation Limit.

RL - Reporting Limit - The lowest concentration value that meets project requirements for quantitative data with known precision and bias for a specific analyte in a specific matrix.

S - Surrogate

1,2-Diphenylhydrazine decomposes to and cannot be separated from Azobenzene using Method 8270. The result for each analyte is a combined concentration.

Consistent with EPA guidelines, unrounded data are displayed and have been used to calculate % recovery and RPD values.

LCS(D) - Laboratory Control Sample (Duplicate)

MS(D) - Matrix Spike (Duplicate)

DUP - Sample Duplicate

RPD - Relative Percent Difference

NC - Not Calculable.

SG - Silica Gel - Clean-Up

U - Indicates the compound was analyzed for, but not detected.

Acid preservation may not be appropriate for 2 Chloroethylvinyl ether.

A separate vial preserved to a pH of 4-5 is recommended in SW846 Chapter 4 for the analysis of Acrolein and Acrylonitrile by EPA Method 8260.

N-Nitrosodiphenylamine decomposes and cannot be separated from Diphenylamine using Method 8270. The result reported for each analyte is a combined concentration.

Pace Analytical is TNI accredited. Contact your Pace PM for the current list of accredited analytes.

TNI - The NELAC Institute.

ANALYTE QUALIFIERS

M1	Matrix spike recovery exceeded QC limits. Batch accepted based on laboratory control sample (LCS) recovery.
P8	Analyte was detected in the method blank. All associated samples had concentrations of at least ten times greater than the blank or were below the reporting limit.

This report shall not be reproduced, except in full,
without the written consent of Pace Analytical Services, LLC.

Pace Analytical Services, LLC
9800 Kincey Ave. Suite 100
Huntersville, NC 28078
(704)875-9092

QUALITY CONTROL DATA CROSS REFERENCE TABLE

Project: 2020-LI-2448 Incident
Pace Project No.: 92499671

Lab ID	Sample ID	QC Batch Method	QC Batch	Analytical Method	Analytical Batch
92499671001	**14015_AC_RD_20201008**	MADEPV	1557958	MADEP VPH	1557958
92499671001	**14015_AC_RD_20201008**	EPA 3010A	572009	EPA 6010D	572041
92499671001	**14015_AC_RD_20201008**	SM 6200B	572111		

This report shall not be reproduced, except in full,
without the written consent of Pace Analytical Services, LLC.

Pace Analytical®

CHAIN-OF-CUSTODY Analytical Request Document

Chain-of-Custody is a LEGAL DOCUMENT - Complete all relevent fields

LAB U

WO#: 92499671

92499671

Number or

Conta

Company: Apex Companies	Billing Information:
Address:	
Report To: Andrew Street	Email To: Andrew.Street@apexcos.com
Copy To:	Site Collection Info/Address: 14015 Asbury Chapel Rd
Customer Project Name/Number: 2020-LI-2448 Incident	State: NC County/City: Huntersville Time Zone Collected: [ ] PT [ ] MT [ ] CT [ ] ET
Phone: Email:	Site/Facility ID #: Compliance Monitoring? [ ] Yes [ ] No
Collected By (print): Naomi Fretz	Purchase Order #: Quote #: DW PWS ID #: DW Location Code:
Collected By (signature): Naomi Fretz	Turnaround Date Required: ASAP Immediately Packed on Ice: [ ] Yes [ ] No
Sample Disposal: [ ] Dispose as appropriate [ ] Return [ ] Archive: ____ [ ] Hold: ____	Rush: [ ] Same Day [ ] Next Day [ ] 2 Day [ ] 3 Day [ ] 4 Day [ ] 5 Day (Expedite Charges Apply) Field Filtered (if applicable): [ ] Yes [ ] No Analysis: ____

** Preservative Types: (1) nitric acid, (2) sulfuric acid, (3) hydrochloric acid, (4) sodium hydroxide, (5) zinc acetate, (6) methanol, (7) sodium bisulfate, (8) sodium thiosulfate, (9) hexane, (A) ascorbic acid, (B) ammonium sulfate, (C) ammonium hydroxide, (D) TSP, (U) Unpreserved, (O) Other ____

* Matrix Codes (Insert in Matrix box below): Drinking Water (DW), Ground Water (GW), Wastewater (WW), Product (P), Soil/Solid (SL), Oil (OL), Wipe (WP), Air (AR), Tissue (TS), Bioassay (B), Vapor (V), Other (OT)

Analyses

Customer Sample ID	Matrix *	Comp / Grab	Collected (or Composite Start) Date	Collected (or Composite Start) Time	Composite End Date	Composite End Time	Res Cl	# of Ctns	VOCs 6200B	MADEP VPH	Lead							
14015.AC.RD.20201008	DW	G	10/8/20	1245				8	X	X	X							

Lab Profile/Line:

Lab Sample Receipt Checklist:

Custody Seals Present/Intact	Y N NA
Custody Signatures Present	Y N NA
Collector Signature Present	Y N NA
Bottles Intact	Y N NA
Correct Bottles	Y N NA
Sufficient Volume	Y N NA
Samples Received on Ice	Y N NA
VOA - Headspace Acceptable	Y N NA
USDA Regulated Soils	Y N NA
Samples in Holding Time	Y N NA
Residual Chlorine Present	Y N NA
Cl Strips:	
Sample pH Acceptable	Y N NA
pH Strips:	
Sulfide Present	Y N NA
Lead Acetate Strips:	

LAB USE ONLY:
Lab Sample # / Comments: 92499671

001

Customer Remarks / Special Conditions / Possible Hazards:

Type of Ice Used: Wet Blue Dry None

Packing Material Used:

Radchem sample(s) screened (<500 cpm): Y N NA

SHORT HOLDS PRESENT (<72 hours): Y N N/A

Lab Tracking #: 2528783

Samples received via: FEDEX UPS Client Courier Pace Courier

Lab Sample Temperature Info:
Temp Blank Received: Y N NA
Therm ID#: 94001
Cooler 1 Temp Upon Receipt: 5.1 oC
Cooler 1 Therm Corr. Factor: 0 oC
Cooler 1 Corrected Temp: 5.1 oC
Comments:

Relinquished by/Company: (Signature)	Date/Time:	Received by/Company: (Signature)	Date/Time:
Naomi Fretz / Apex	10/8/20 1754	[signature] PACE HCL	10.8.20 1754
Relinquished by/Company: (Signature)	Date/Time:	Received by/Company: (Signature)	Date/Time:
Relinquished by/Company: (Signature)	Date/Time:	Received by/Company: (Signature)	Date/Time:

MTJL LAB USE ONLY
Table #:
Acctnum:
Template:
Prelogin:
PM:
PB:

Trip Blank Received: Y N NA
HCL MeOH TSP Other

Non Conformance(s): YES / NO

Page: ____ of: ____

Pace Analytical Services, LLC
9800 Kincey Ave. Suite 100
Huntersville, NC 28078
(704)875-9092

October 15, 2020

Andrew Street
Apex Companies - NC
5900 Northwoods Business Pkwy
Suite 5900-0
Charlotte, NC 28269

RE: Project: 2020-LI-2448 Incident
Pace Project No.: 92499672

Dear Andrew Street:

Enclosed are the analytical results for sample(s) received by the laboratory on October 08, 2020. The results relate only to the samples included in this report. Results reported herein conform to the applicable TNI/NELAC Standards and the laboratory's Quality Manual, where applicable, unless otherwise noted in the body of the report.

The test results provided in this final report were generated by each of the following laboratories within the Pace Network:

- Pace National - Mt. Juliet
- Pace Analytical Services - Asheville
- Pace Analytical Services - Charlotte

If you have any questions concerning this report, please feel free to contact me.

Sincerely,

Angela M. Baioni

Angela Baioni
angela.baioni@pacelabs.com
(704)875-9092
Project Manager

Enclosures

cc: J Culbreath, Colonial Pipeline Company
Robert Hughes, Colonial Pipeline
Margaret King, APEX Companies, LLC
Emily Little, Apex Companies
Jeff Morrison, Colonial Pipeline Company
Tom Naumann, APEX Companies - NC
Joe Nicolette, Montrose-EPS
Christopher Schultz, Apex Companies
Alex Testoff, Montrose-EPS
Michael Verdon, Colonial Pipeline Company
JM Wyatt, Colonial Pipeline Company

This report shall not be reproduced, except in full,
without the written consent of Pace Analytical Services, LLC.

Pace Analytical Services, LLC
9800 Kincey Ave. Suite 100
Huntersville, NC 28078
(704)875-9092

CERTIFICATIONS

Project: 2020-LI-2448 Incident
Pace Project No.: 92499672

Pace Analytical Services National
12065 Lebanon Road, Mt. Juliet, TN 37122
Alabama Certification #: 40660
Alaska Certification 17-026
Arizona Certification #: AZ0612
Arkansas Certification #: 88-0469
California Certification #: 2932
Canada Certification #: 1461.01
Colorado Certification #: TN00003
Connecticut Certification #: PH-0197
DOD Certification: #1461.01
EPA# TN00003
Florida Certification #: E87487
Georgia DW Certification #: 923
Georgia Certification: NELAP
Idaho Certification #: TN00003
Illinois Certification #: 200008
Indiana Certification #: C-TN-01
Iowa Certification #: 364
Kansas Certification #: E-10277
Kentucky UST Certification #: 16
Kentucky Certification #: 90010
Louisiana Certification #: AI30792
Louisiana DW Certification #: LA180010
Maine Certification #: TN0002
Maryland Certification #: 324
Massachusetts Certification #: M-TN003
Michigan Certification #: 9958
Minnesota Certification #: 047-999-395
Mississippi Certification #: TN00003
Missouri Certification #: 340
Montana Certification #: CERT0086
Nebraska Certification #: NE-OS-15-05
Nevada Certification #: TN-03-2002-34
New Hampshire Certification #: 2975
New Jersey Certification #: TN002
New Mexico DW Certification
New York Certification #: 11742
North Carolina Aquatic Toxicity Certification #: 41
North Carolina Drinking Water Certification #: 21704
North Carolina Environmental Certificate #: 375
North Dakota Certification #: R-140
Ohio VAP Certification #: CL0069
Oklahoma Certification #: 9915
Oregon Certification #: TN200002
Pennsylvania Certification #: 68-02979
Rhode Island Certification #: LAO00356
South Carolina Certification #: 84004
South Dakota Certification
Tennessee DW/Chem/Micro Certification #: 2006
Texas Mold Certification #: LAB0152
Texas Certification #: T 104704245-17-14
USDA Soil Permit #: P330-15-00234
Utah Certification #: TN00003
Vermont Dept. of Health: ID# VT-2006
Virginia Certification #: VT2006
Virginia Certification #: 460132
Washington Certification #: C847
West Virginia Certification #: 233
Wisconsin Certification #: 998093910
Wyoming UST Certification #: via A2LA 2926.01
A2LA-ISO 17025 Certification #: 1461.01
A2LA-ISO 17025 Certification #: 1461.02
AIHA-LAP/LLC EMLAP Certification #:100789

Pace Analytical Services Charlotte
9800 Kincey Ave. Ste 100, Huntersville, NC 28078
Louisiana/NELAP Certification # LA170028
North Carolina Drinking Water Certification #: 37706
North Carolina Field Services Certification #: 5342
North Carolina Wastewater Certification #: 12
South Carolina Certification #: 99006001
Florida/NELAP Certification #: E87627
Kentucky UST Certification #: 84
Virginia/VELAP Certification #: 460221

Pace Analytical Services Asheville
2225 Riverside Drive, Asheville, NC 28804
Florida/NELAP Certification #: E87648
Massachusetts Certification #: M-NC030
North Carolina Drinking Water Certification #: 37712
North Carolina Wastewater Certification #: 40
South Carolina Certification #: 99030001
Virginia/VELAP Certification #: 460222

REPORT OF LABORATORY ANALYSIS

This report shall not be reproduced, except in full,
without the written consent of Pace Analytical Services, LLC.

Pace Analytical Services, LLC
9800 Kincey Ave. Suite 100
Huntersville, NC 28078
(704)875-9092

SAMPLE ANALYTE COUNT

Project: 2020-LI-2448 Incident
Pace Project No.: 92499672

Lab ID	Sample ID	Method	Analysts	Analytes Reported	Laboratory
92499672001	**13923_AC_RD_20201008**	MADEP VPH	JAH	6	PAN
		EPA 6010D	SH1	1	PASI-A
		SM 6200B	SAS	63	PASI-C

PAN = Pace National - Mt. Juliet
PASI-A = Pace Analytical Services - Asheville
PASI-C = Pace Analytical Services - Charlotte

This report shall not be reproduced, except in full,
without the written consent of Pace Analytical Services, LLC.

Pace Analytical Services, LLC
9800 Kincey Ave. Suite 100
Huntersville, NC 28078
(704)875-9092

ANALYTICAL RESULTS

Project: 2020-LI-2448 Incident
Pace Project No.: 92499672

Sample: 13923_AC_RD_20201008 **Lab ID: 92499672001** Collected: 10/08/20 13:55 Received: 10/08/20 17:54 Matrix: Water

Parameters	Results	Units	Report Limit	DF	Prepared	Analyzed	CAS No.	Qual
MADEPV	Analytical Method: MADEP VPH Preparation Method: MADEPV Pace National - Mt. Juliet							
Aliphatic (C05-C08)	ND	ug/L	100	1	10/12/20 18:40	10/12/20 18:40		
Aliphatic (C09-C12)	ND	ug/L	100	1	10/12/20 18:40	10/12/20 18:40		
Aromatic (C09-C10),Unadjusted	ND	ug/L	100	1	10/12/20 18:40	10/12/20 18:40	TPHC9C10A	
Total VPH	ND	ug/L	100	1	10/12/20 18:40	10/12/20 18:40	VPH	
Surrogates								
2,5-Dibromotoluene (FID)	89.7	%	70.0-130	1	10/12/20 18:40	10/12/20 18:40	615-59-8FID	
2,5-Dibromotoluene (PID)	82.8	%	70.0-130	1	10/12/20 18:40	10/12/20 18:40	615-59-8PID	
6010 MET ICP	Analytical Method: EPA 6010D Preparation Method: EPA 3010A Pace Analytical Services - Asheville							
Lead	ND	ug/L	5.0	1	10/09/20 01:18	10/09/20 09:04	7439-92-1	P8
6200B MSV	Analytical Method: SM 6200B Pace Analytical Services - Charlotte							
Benzene	ND	ug/L	0.50	1		10/09/20 14:43	71-43-2	
Bromobenzene	ND	ug/L	0.50	1		10/09/20 14:43	108-86-1	
Bromochloromethane	ND	ug/L	0.50	1		10/09/20 14:43	74-97-5	
Bromodichloromethane	ND	ug/L	0.50	1		10/09/20 14:43	75-27-4	
Bromoform	ND	ug/L	0.50	1		10/09/20 14:43	75-25-2	
Bromomethane	ND	ug/L	5.0	1		10/09/20 14:43	74-83-9	
n-Butylbenzene	ND	ug/L	0.50	1		10/09/20 14:43	104-51-8	
sec-Butylbenzene	ND	ug/L	0.50	1		10/09/20 14:43	135-98-8	
tert-Butylbenzene	ND	ug/L	0.50	1		10/09/20 14:43	98-06-6	
Carbon tetrachloride	ND	ug/L	0.50	1		10/09/20 14:43	56-23-5	
Chlorobenzene	ND	ug/L	0.50	1		10/09/20 14:43	108-90-7	
Chloroethane	ND	ug/L	1.0	1		10/09/20 14:43	75-00-3	
Chloroform	ND	ug/L	0.50	1		10/09/20 14:43	67-66-3	
Chloromethane	ND	ug/L	1.0	1		10/09/20 14:43	74-87-3	
2-Chlorotoluene	ND	ug/L	0.50	1		10/09/20 14:43	95-49-8	
4-Chlorotoluene	ND	ug/L	0.50	1		10/09/20 14:43	106-43-4	
1,2-Dibromo-3-chloropropane	ND	ug/L	1.0	1		10/09/20 14:43	96-12-8	
Dibromochloromethane	ND	ug/L	0.50	1		10/09/20 14:43	124-48-1	
1,2-Dibromoethane (EDB)	ND	ug/L	0.50	1		10/09/20 14:43	106-93-4	
Dibromomethane	ND	ug/L	0.50	1		10/09/20 14:43	74-95-3	
1,2-Dichlorobenzene	ND	ug/L	0.50	1		10/09/20 14:43	95-50-1	
1,3-Dichlorobenzene	ND	ug/L	0.50	1		10/09/20 14:43	541-73-1	
1,4-Dichlorobenzene	ND	ug/L	0.50	1		10/09/20 14:43	106-46-7	
Dichlorodifluoromethane	ND	ug/L	0.50	1		10/09/20 14:43	75-71-8	
1,1-Dichloroethane	ND	ug/L	0.50	1		10/09/20 14:43	75-34-3	
1,2-Dichloroethane	ND	ug/L	0.50	1		10/09/20 14:43	107-06-2	
1,1-Dichloroethene	ND	ug/L	0.50	1		10/09/20 14:43	75-35-4	
cis-1,2-Dichloroethene	ND	ug/L	0.50	1		10/09/20 14:43	156-59-2	
trans-1,2-Dichloroethene	ND	ug/L	0.50	1		10/09/20 14:43	156-60-5	
1,2-Dichloropropane	ND	ug/L	0.50	1		10/09/20 14:43	78-87-5	
1,3-Dichloropropane	ND	ug/L	0.50	1		10/09/20 14:43	142-28-9	
2,2-Dichloropropane	ND	ug/L	0.50	1		10/09/20 14:43	594-20-7	

REPORT OF LABORATORY ANALYSIS

This report shall not be reproduced, except in full,
without the written consent of Pace Analytical Services, LLC.

Pace Analytical Services, LLC
9800 Kincey Ave. Suite 100
Huntersville, NC 28078
(704)875-9092

ANALYTICAL RESULTS

Project: 2020-LI-2448 Incident
Pace Project No.: 92499672

Sample: 13923_AC_RD_20201008 **Lab ID: 92499672001** Collected: 10/08/20 13:55 Received: 10/08/20 17:54 Matrix: Water

Parameters	Results	Units	Report Limit	DF	Prepared	Analyzed	CAS No.	Qual
6200B MSV	Analytical Method: SM 6200B Pace Analytical Services - Charlotte							
1,1-Dichloropropene	ND	ug/L	0.50	1		10/09/20 14:43	563-58-6	
cis-1,3-Dichloropropene	ND	ug/L	0.50	1		10/09/20 14:43	10061-01-5	
trans-1,3-Dichloropropene	ND	ug/L	0.50	1		10/09/20 14:43	10061-02-6	
Diisopropyl ether	ND	ug/L	0.50	1		10/09/20 14:43	108-20-3	
Ethylbenzene	ND	ug/L	0.50	1		10/09/20 14:43	100-41-4	
Hexachloro-1,3-butadiene	ND	ug/L	2.0	1		10/09/20 14:43	87-68-3	
Isopropylbenzene (Cumene)	ND	ug/L	0.50	1		10/09/20 14:43	98-82-8	
Methylene Chloride	ND	ug/L	2.0	1		10/09/20 14:43	75-09-2	
Methyl-tert-butyl ether	ND	ug/L	0.50	1		10/09/20 14:43	1634-04-4	
Naphthalene	ND	ug/L	2.0	1		10/09/20 14:43	91-20-3	
n-Propylbenzene	ND	ug/L	0.50	1		10/09/20 14:43	103-65-1	
Styrene	ND	ug/L	0.50	1		10/09/20 14:43	100-42-5	
1,1,1,2-Tetrachloroethane	ND	ug/L	0.50	1		10/09/20 14:43	630-20-6	
1,1,2,2-Tetrachloroethane	ND	ug/L	0.50	1		10/09/20 14:43	79-34-5	
Tetrachloroethene	ND	ug/L	0.50	1		10/09/20 14:43	127-18-4	
Toluene	ND	ug/L	0.50	1		10/09/20 14:43	108-88-3	
1,2,3-Trichlorobenzene	ND	ug/L	2.0	1		10/09/20 14:43	87-61-6	
1,2,4-Trichlorobenzene	ND	ug/L	2.0	1		10/09/20 14:43	120-82-1	
1,1,1-Trichloroethane	ND	ug/L	0.50	1		10/09/20 14:43	71-55-6	
1,1,2-Trichloroethane	ND	ug/L	0.50	1		10/09/20 14:43	79-00-5	
Trichloroethene	ND	ug/L	0.50	1		10/09/20 14:43	79-01-6	
Trichlorofluoromethane	ND	ug/L	1.0	1		10/09/20 14:43	75-69-4	
1,2,3-Trichloropropane	ND	ug/L	0.50	1		10/09/20 14:43	96-18-4	
1,2,4-Trimethylbenzene	ND	ug/L	0.50	1		10/09/20 14:43	95-63-6	
1,3,5-Trimethylbenzene	ND	ug/L	0.50	1		10/09/20 14:43	108-67-8	
Vinyl chloride	ND	ug/L	1.0	1		10/09/20 14:43	75-01-4	
m&p-Xylene	ND	ug/L	1.0	1		10/09/20 14:43	179601-23-1	
o-Xylene	ND	ug/L	0.50	1		10/09/20 14:43	95-47-6	
Surrogates								
1,2-Dichloroethane-d4 (S)	92	%	70-130	1		10/09/20 14:43	17060-07-0	
4-Bromofluorobenzene (S)	95	%	70-130	1		10/09/20 14:43	460-00-4	
Toluene-d8 (S)	87	%	70-130	1		10/09/20 14:43	2037-26-5	

REPORT OF LABORATORY ANALYSIS

This report shall not be reproduced, except in full,
without the written consent of Pace Analytical Services, LLC.

Pace Analytical Services, LLC
9800 Kincey Ave. Suite 100
Huntersville, NC 28078
(704)875-9092

QUALITY CONTROL DATA

Project: 2020-LI-2448 Incident
Pace Project No.: 92499672

QC Batch: 1557958
QC Batch Method: MADEPV
Analysis Method: MADEP VPH
Analysis Description: MADEPV
Laboratory: Pace National - Mt. Juliet

Associated Lab Samples: 92499672001

METHOD BLANK: R3581724-3 Matrix: Water
Associated Lab Samples: 92499672001

Parameter	Units	Blank Result	Reporting Limit	Analyzed	Qualifiers
Aliphatic (C05-C08)	ug/L	ND	100	10/12/20 13:32	
Aliphatic (C09-C12)	ug/L	ND	100	10/12/20 13:32	
Aromatic (C09-C10),Unadjusted	ug/L	ND	100	10/12/20 13:32	
Total VPH	ug/L	ND	100	10/12/20 13:32	
2,5-Dibromotoluene (FID)	%	87.3	70.0-130	10/12/20 13:32	
2,5-Dibromotoluene (PID)	%	79.7	70.0-130	10/12/20 13:32	

LABORATORY CONTROL SAMPLE & LCSD: R3581724-1 R3581724-2

Parameter	Units	Spike Conc.	LCS Result	LCSD Result	LCS % Rec	LCSD % Rec	% Rec Limits	RPD	Max RPD	Qualifiers
Aliphatic (C05-C08)	ug/L	1200	1180	1190	98.3	99.2	70.0-130	0.844	25	
Aliphatic (C09-C12)	ug/L	1400	1490	1450	106	104	70.0-130	2.72	25	
Aromatic (C09-C10),Unadjusted	ug/L	200	190	229	95.0	115	70.0-130	18.6	25	
Total VPH	ug/L	2800	2860	2870	102	103	70.0-130	0.349	25	
2,5-Dibromotoluene (FID)	%				97.1	97.4	70.0-130			
2,5-Dibromotoluene (PID)	%				87.6	87.2	70.0-130			

Results presented on this page are in the units indicated by the "Units" column except where an alternate unit is presented to the right of the result.

REPORT OF LABORATORY ANALYSIS

This report shall not be reproduced, except in full,
without the written consent of Pace Analytical Services, LLC.

Pace Analytical Services, LLC
9800 Kincey Ave. Suite 100
Huntersville, NC 28078
(704)875-9092

QUALITY CONTROL DATA

Project: 2020-LI-2448 Incident
Pace Project No.: 92499672

QC Batch: 572009
QC Batch Method: EPA 3010A
Analysis Method: EPA 6010D
Analysis Description: 6010 MET
Laboratory: Pace Analytical Services - Asheville
Associated Lab Samples: 92499672001

METHOD BLANK: 3029866 Matrix: Water
Associated Lab Samples: 92499672001

Parameter	Units	Blank Result	Reporting Limit	Analyzed	Qualifiers
Lead	ug/L	5.4	5.0	10/09/20 07:58	P8

LABORATORY CONTROL SAMPLE: 3029867

Parameter	Units	Spike Conc.	LCS Result	LCS % Rec	% Rec Limits	Qualifiers
Lead	ug/L	500	459	92	80-120	

MATRIX SPIKE & MATRIX SPIKE DUPLICATE: 3029868 3029869

Parameter	Units	92499661001 Result	MS Spike Conc.	MSD Spike Conc.	MS Result	MSD Result	MS % Rec	MSD % Rec	% Rec Limits	RPD	Qual
Lead	ug/L	ND	500	500	490	503	98	101	75-125	3	

Results presented on this page are in the units indicated by the "Units" column except where an alternate unit is presented to the right of the result.

REPORT OF LABORATORY ANALYSIS

This report shall not be reproduced, except in full,
without the written consent of Pace Analytical Services, LLC.

Pace Analytical Services, LLC
9800 Kincey Ave. Suite 100
Huntersville, NC 28078
(704)875-9092

QUALITY CONTROL DATA

Project: 2020-LI-2448 Incident
Pace Project No.: 92499672

QC Batch: 572111
QC Batch Method: SM 6200B
Analysis Method: SM 6200B
Analysis Description: 6200B MSV
Laboratory: Pace Analytical Services - Charlotte

Associated Lab Samples: 92499672001

METHOD BLANK: 3030108 Matrix: Water
Associated Lab Samples: 92499672001

Parameter	Units	Blank Result	Reporting Limit	Analyzed	Qualifiers
1,1,1,2-Tetrachloroethane	ug/L	ND	0.50	10/09/20 10:15	
1,1,1-Trichloroethane	ug/L	ND	0.50	10/09/20 10:15	
1,1,2,2-Tetrachloroethane	ug/L	ND	0.50	10/09/20 10:15	
1,1,2-Trichloroethane	ug/L	ND	0.50	10/09/20 10:15	
1,1-Dichloroethane	ug/L	ND	0.50	10/09/20 10:15	
1,1-Dichloroethene	ug/L	ND	0.50	10/09/20 10:15	
1,1-Dichloropropene	ug/L	ND	0.50	10/09/20 10:15	
1,2,3-Trichlorobenzene	ug/L	ND	2.0	10/09/20 10:15	
1,2,3-Trichloropropane	ug/L	ND	0.50	10/09/20 10:15	
1,2,4-Trichlorobenzene	ug/L	ND	2.0	10/09/20 10:15	
1,2,4-Trimethylbenzene	ug/L	ND	0.50	10/09/20 10:15	
1,2-Dibromo-3-chloropropane	ug/L	ND	1.0	10/09/20 10:15	
1,2-Dibromoethane (EDB)	ug/L	ND	0.50	10/09/20 10:15	
1,2-Dichlorobenzene	ug/L	ND	0.50	10/09/20 10:15	
1,2-Dichloroethane	ug/L	ND	0.50	10/09/20 10:15	
1,2-Dichloropropane	ug/L	ND	0.50	10/09/20 10:15	
1,3,5-Trimethylbenzene	ug/L	ND	0.50	10/09/20 10:15	
1,3-Dichlorobenzene	ug/L	ND	0.50	10/09/20 10:15	
1,3-Dichloropropane	ug/L	ND	0.50	10/09/20 10:15	
1,4-Dichlorobenzene	ug/L	ND	0.50	10/09/20 10:15	
2,2-Dichloropropane	ug/L	ND	0.50	10/09/20 10:15	
2-Chlorotoluene	ug/L	ND	0.50	10/09/20 10:15	
4-Chlorotoluene	ug/L	ND	0.50	10/09/20 10:15	
Benzene	ug/L	ND	0.50	10/09/20 10:15	
Bromobenzene	ug/L	ND	0.50	10/09/20 10:15	
Bromochloromethane	ug/L	ND	0.50	10/09/20 10:15	
Bromodichloromethane	ug/L	ND	0.50	10/09/20 10:15	
Bromoform	ug/L	ND	0.50	10/09/20 10:15	
Bromomethane	ug/L	ND	5.0	10/09/20 10:15	
Carbon tetrachloride	ug/L	ND	0.50	10/09/20 10:15	
Chlorobenzene	ug/L	ND	0.50	10/09/20 10:15	
Chloroethane	ug/L	ND	1.0	10/09/20 10:15	
Chloroform	ug/L	ND	0.50	10/09/20 10:15	
Chloromethane	ug/L	ND	1.0	10/09/20 10:15	
cis-1,2-Dichloroethene	ug/L	ND	0.50	10/09/20 10:15	
cis-1,3-Dichloropropene	ug/L	ND	0.50	10/09/20 10:15	
Dibromochloromethane	ug/L	ND	0.50	10/09/20 10:15	
Dibromomethane	ug/L	ND	0.50	10/09/20 10:15	
Dichlorodifluoromethane	ug/L	ND	0.50	10/09/20 10:15	
Diisopropyl ether	ug/L	ND	0.50	10/09/20 10:15	

Results presented on this page are in the units indicated by the "Units" column except where an alternate unit is presented to the right of the result.

REPORT OF LABORATORY ANALYSIS

This report shall not be reproduced, except in full,
without the written consent of Pace Analytical Services, LLC.

Pace Analytical Services, LLC
9800 Kincey Ave. Suite 100
Huntersville, NC 28078
(704)875-9092

QUALITY CONTROL DATA

Project: 2020-LI-2448 Incident
Pace Project No.: 92499672

METHOD BLANK: 3030108 Matrix: Water
Associated Lab Samples: 92499672001

Parameter	Units	Blank Result	Reporting Limit	Analyzed	Qualifiers
Ethylbenzene	ug/L	ND	0.50	10/09/20 10:15	
Hexachloro-1,3-butadiene	ug/L	ND	2.0	10/09/20 10:15	
Isopropylbenzene (Cumene)	ug/L	ND	0.50	10/09/20 10:15	
m&p-Xylene	ug/L	ND	1.0	10/09/20 10:15	
Methyl-tert-butyl ether	ug/L	ND	0.50	10/09/20 10:15	
Methylene Chloride	ug/L	ND	2.0	10/09/20 10:15	
n-Butylbenzene	ug/L	ND	0.50	10/09/20 10:15	
n-Propylbenzene	ug/L	ND	0.50	10/09/20 10:15	
Naphthalene	ug/L	ND	2.0	10/09/20 10:15	
o-Xylene	ug/L	ND	0.50	10/09/20 10:15	
sec-Butylbenzene	ug/L	ND	0.50	10/09/20 10:15	
Styrene	ug/L	ND	0.50	10/09/20 10:15	
tert-Butylbenzene	ug/L	ND	0.50	10/09/20 10:15	
Tetrachloroethene	ug/L	ND	0.50	10/09/20 10:15	
Toluene	ug/L	ND	0.50	10/09/20 10:15	
trans-1,2-Dichloroethene	ug/L	ND	0.50	10/09/20 10:15	
trans-1,3-Dichloropropene	ug/L	ND	0.50	10/09/20 10:15	
Trichloroethene	ug/L	ND	0.50	10/09/20 10:15	
Trichlorofluoromethane	ug/L	ND	1.0	10/09/20 10:15	
Vinyl chloride	ug/L	ND	1.0	10/09/20 10:15	
1,2-Dichloroethane-d4 (S)	%	86	70-130	10/09/20 10:15	
4-Bromofluorobenzene (S)	%	97	70-130	10/09/20 10:15	
Toluene-d8 (S)	%	96	70-130	10/09/20 10:15	

LABORATORY CONTROL SAMPLE: 3030109

Parameter	Units	Spike Conc.	LCS Result	LCS % Rec	% Rec Limits	Qualifiers
1,1,1,2-Tetrachloroethane	ug/L	50	50.7	101	60-140	
1,1,1-Trichloroethane	ug/L	50	43.1	86	60-140	
1,1,2,2-Tetrachloroethane	ug/L	50	50.7	101	60-140	
1,1,2-Trichloroethane	ug/L	50	45.5	91	60-140	
1,1-Dichloroethane	ug/L	50	41.1	82	60-140	
1,1-Dichloroethene	ug/L	50	42.6	85	60-140	
1,1-Dichloropropene	ug/L	50	43.0	86	60-140	
1,2,3-Trichlorobenzene	ug/L	50	51.5	103	60-140	
1,2,3-Trichloropropane	ug/L	50	52.0	104	60-140	
1,2,4-Trichlorobenzene	ug/L	50	52.3	105	60-140	
1,2,4-Trimethylbenzene	ug/L	50	47.5	95	60-140	
1,2-Dibromo-3-chloropropane	ug/L	50	52.2	104	60-140	
1,2-Dibromoethane (EDB)	ug/L	50	50.2	100	60-140	
1,2-Dichlorobenzene	ug/L	50	50.4	101	60-140	
1,2-Dichloroethane	ug/L	50	39.6	79	60-140	
1,2-Dichloropropane	ug/L	50	46.4	93	60-140	
1,3,5-Trimethylbenzene	ug/L	50	48.3	97	60-140	

Results presented on this page are in the units indicated by the "Units" column except where an alternate unit is presented to the right of the result.

REPORT OF LABORATORY ANALYSIS

This report shall not be reproduced, except in full,
without the written consent of Pace Analytical Services, LLC.

Pace Analytical Services, LLC
9800 Kincey Ave. Suite 100
Huntersville, NC 28078
(704)875-9092

QUALITY CONTROL DATA

Project: 2020-LI-2448 Incident
Pace Project No.: 92499672

LABORATORY CONTROL SAMPLE: 3030109

Parameter	Units	Spike Conc.	LCS Result	LCS % Rec	% Rec Limits	Qualifiers
1,3-Dichlorobenzene	ug/L	50	48.8	98	60-140	
1,3-Dichloropropane	ug/L	50	49.7	99	60-140	
1,4-Dichlorobenzene	ug/L	50	49.4	99	60-140	
2,2-Dichloropropane	ug/L	50	44.9	90	60-140	
2-Chlorotoluene	ug/L	50	50.8	102	60-140	
4-Chlorotoluene	ug/L	50	48.6	97	60-140	
Benzene	ug/L	50	46.6	93	60-140	
Bromobenzene	ug/L	50	47.6	95	60-140	
Bromochloromethane	ug/L	50	41.8	84	60-140	
Bromodichloromethane	ug/L	50	44.5	89	60-140	
Bromoform	ug/L	50	47.6	95	60-140	
Bromomethane	ug/L	50	34.4	69	60-140	
Carbon tetrachloride	ug/L	50	46.0	92	60-140	
Chlorobenzene	ug/L	50	50.0	100	60-140	
Chloroethane	ug/L	50	30.1	60	60-140	
Chloroform	ug/L	50	44.3	89	60-140	
Chloromethane	ug/L	50	31.9	64	60-140	
cis-1,2-Dichloroethene	ug/L	50	39.1	78	60-140	
cis-1,3-Dichloropropene	ug/L	50	48.3	97	60-140	
Dibromochloromethane	ug/L	50	50.1	100	60-140	
Dibromomethane	ug/L	50	46.3	93	60-140	
Dichlorodifluoromethane	ug/L	50	32.6	65	60-140	
Diisopropyl ether	ug/L	50	37.2	74	60-140	
Ethylbenzene	ug/L	50	49.2	98	60-140	
Hexachloro-1,3-butadiene	ug/L	50	52.6	105	60-140	
Isopropylbenzene (Cumene)	ug/L	50	50.6	101	60-140	
m&p-Xylene	ug/L	100	101	101	60-140	
Methyl-tert-butyl ether	ug/L	50	39.6	79	60-140	
Methylene Chloride	ug/L	50	38.4	77	60-140	
n-Butylbenzene	ug/L	50	51.2	102	60-140	
n-Propylbenzene	ug/L	50	48.6	97	60-140	
Naphthalene	ug/L	50	52.7	105	60-140	
o-Xylene	ug/L	50	49.4	99	60-140	
sec-Butylbenzene	ug/L	50	48.9	98	60-140	
Styrene	ug/L	50	51.2	102	60-140	
tert-Butylbenzene	ug/L	50	41.9	84	60-140	
Tetrachloroethene	ug/L	50	46.1	92	60-140	
Toluene	ug/L	50	45.9	92	60-140	
trans-1,2-Dichloroethene	ug/L	50	41.0	82	60-140	
trans-1,3-Dichloropropene	ug/L	50	47.6	95	60-140	
Trichloroethene	ug/L	50	46.6	93	60-140	
Trichlorofluoromethane	ug/L	50	34.0	68	60-140	
Vinyl chloride	ug/L	50	35.8	72	60-140	
1,2-Dichloroethane-d4 (S)	%			86	70-130	
4-Bromofluorobenzene (S)	%			103	70-130	
Toluene-d8 (S)	%			97	70-130	

Results presented on this page are in the units indicated by the "Units" column except where an alternate unit is presented to the right of the result.

REPORT OF LABORATORY ANALYSIS

This report shall not be reproduced, except in full,
without the written consent of Pace Analytical Services, LLC.

Pace Analytical Services, LLC
9800 Kincey Ave. Suite 100
Huntersville, NC 28078
(704)875-9092

QUALITY CONTROL DATA

Project: 2020-LI-2448 Incident
Pace Project No.: 92499672

MATRIX SPIKE & MATRIX SPIKE DUPLICATE: 3030110 3030111

Parameter	Units	92499587017 Result	MS Spike Conc.	MSD Spike Conc.	MS Result	MSD Result	MS % Rec	MSD % Rec	% Rec Limits	RPD	Qual
1,1,1,2-Tetrachloroethane	ug/L	ND	20	20	21.0	21.0	105	105	60-140	0	
1,1,1-Trichloroethane	ug/L	ND	20	20	18.8	18.8	94	94	60-140	0	
1,1,2,2-Tetrachloroethane	ug/L	ND	20	20	19.8	20.4	99	102	60-140	3	
1,1,2-Trichloroethane	ug/L	ND	20	20	14.8	18.2	74	91	60-140	21	
1,1-Dichloroethane	ug/L	ND	20	20	18.4	18.3	92	91	60-140	1	
1,1-Dichloroethene	ug/L	ND	20	20	20.5	20.9	102	104	60-140	2	
1,1-Dichloropropene	ug/L	ND	20	20	18.7	18.3	94	92	60-140	2	
1,2,3-Trichlorobenzene	ug/L	ND	20	20	18.4	19.8	92	99	60-140	7	
1,2,3-Trichloropropane	ug/L	ND	20	20	19.4	20.7	97	104	60-140	7	
1,2,4-Trichlorobenzene	ug/L	ND	20	20	18.9	20.2	94	101	60-140	7	
1,2,4-Trimethylbenzene	ug/L	ND	20	20	19.5	20.6	98	103	60-140	5	
1,2-Dibromo-3-chloropropane	ug/L	ND	20	20	19.6	20.1	98	100	60-140	2	
1,2-Dibromoethane (EDB)	ug/L	ND	20	20	21.0	21.0	105	105	60-140	0	
1,2-Dichlorobenzene	ug/L	ND	20	20	19.6	20.6	98	103	60-140	5	
1,2-Dichloroethane	ug/L	ND	20	20	16.9	17.0	85	85	60-140	1	
1,2-Dichloropropane	ug/L	ND	20	20	19.4	19.6	97	98	60-140	1	
1,3,5-Trimethylbenzene	ug/L	ND	20	20	20.2	21.4	101	107	60-140	6	
1,3-Dichlorobenzene	ug/L	ND	20	20	19.5	20.3	97	101	60-140	4	
1,3-Dichloropropane	ug/L	ND	20	20	21.1	21.4	105	107	60-140	2	
1,4-Dichlorobenzene	ug/L	ND	20	20	19.5	20.8	98	104	60-140	6	
2,2-Dichloropropane	ug/L	ND	20	20	19.2	19.1	96	95	60-140	1	
2-Chlorotoluene	ug/L	ND	20	20	21.4	22.2	107	111	60-140	4	
4-Chlorotoluene	ug/L	ND	20	20	19.7	20.7	98	104	60-140	5	
Benzene	ug/L	ND	20	20	19.7	19.9	99	99	60-140	1	
Bromobenzene	ug/L	ND	20	20	20.6	21.2	103	106	60-140	3	
Bromochloromethane	ug/L	ND	20	20	17.5	17.6	87	88	60-140	1	
Bromodichloromethane	ug/L	4.1	20	20	22.3	22.9	91	94	60-140	3	
Bromoform	ug/L	ND	20	20	18.5	17.7	93	88	60-140	5	
Bromomethane	ug/L	ND	20	20	11.8	15.4	59	77	60-140	26	M1
Carbon tetrachloride	ug/L	ND	20	20	20.2	19.8	101	99	60-140	2	
Chlorobenzene	ug/L	ND	20	20	21.3	21.2	106	106	60-140	1	
Chloroethane	ug/L	ND	20	20	19.1	18.4	96	92	60-140	4	
Chloroform	ug/L	15.2	20	20	33.9	34.5	94	96	60-140	2	
Chloromethane	ug/L	ND	20	20	13.8	13.3	69	66	60-140	4	
cis-1,2-Dichloroethene	ug/L	ND	20	20	17.2	17.2	86	86	60-140	0	
cis-1,3-Dichloropropene	ug/L	ND	20	20	18.8	19.5	94	98	60-140	4	
Dibromochloromethane	ug/L	1.3	20	20	22.4	22.4	106	105	60-140	0	
Dibromomethane	ug/L	ND	20	20	19.2	19.4	96	97	60-140	1	
Dichlorodifluoromethane	ug/L	ND	20	20	14.0	13.6	70	68	60-140	2	
Diisopropyl ether	ug/L	ND	20	20	16.4	16.2	82	81	60-140	1	
Ethylbenzene	ug/L	ND	20	20	20.7	20.9	104	105	60-140	1	
Hexachloro-1,3-butadiene	ug/L	ND	20	20	21.3	21.6	107	108	60-140	2	
Isopropylbenzene (Cumene)	ug/L	ND	20	20	21.1	21.3	106	107	60-140	1	
m&p-Xylene	ug/L	ND	40	40	42.7	42.7	107	107	60-140	0	
Methyl-tert-butyl ether	ug/L	ND	20	20	16.7	16.8	83	84	60-140	1	
Methylene Chloride	ug/L	ND	20	20	17.3	17.8	86	89	60-140	3	

Results presented on this page are in the units indicated by the "Units" column except where an alternate unit is presented to the right of the result.

REPORT OF LABORATORY ANALYSIS

This report shall not be reproduced, except in full,
without the written consent of Pace Analytical Services, LLC.

Pace Analytical Services, LLC
9800 Kincey Ave. Suite 100
Huntersville, NC 28078
(704)875-9092

QUALITY CONTROL DATA

Project: 2020-LI-2448 Incident
Pace Project No.: 92499672

MATRIX SPIKE & MATRIX SPIKE DUPLICATE: 3030110 3030111

Parameter	Units	92499587017 Result	MS Spike Conc.	MSD Spike Conc.	MS Result	MSD Result	MS % Rec	MSD % Rec	% Rec Limits	RPD	Qual
n-Butylbenzene	ug/L	ND	20	20	19.6	20.9	98	105	60-140	7	
n-Propylbenzene	ug/L	ND	20	20	20.2	21.7	101	109	60-140	7	
Naphthalene	ug/L	ND	20	20	17.6	19.4	88	97	60-140	10	
o-Xylene	ug/L	ND	20	20	21.1	21.1	105	105	60-140	0	
sec-Butylbenzene	ug/L	ND	20	20	20.2	21.7	101	109	60-140	7	
Styrene	ug/L	ND	20	20	20.2	20.4	101	102	60-140	1	
tert-Butylbenzene	ug/L	ND	20	20	17.9	18.9	90	95	60-140	5	
Tetrachloroethene	ug/L	ND	20	20	21.6	19.9	108	100	60-140	8	
Toluene	ug/L	ND	20	20	18.7	19.4	92	95	60-140	4	
trans-1,2-Dichloroethene	ug/L	ND	20	20	18.7	18.8	94	94	60-140	0	
trans-1,3-Dichloropropene	ug/L	ND	20	20	14.5	18.9	73	94	60-140	26	
Trichloroethene	ug/L	ND	20	20	19.9	20.3	100	101	60-140	2	
Trichlorofluoromethane	ug/L	ND	20	20	17.4	17.5	87	88	60-140	1	
Vinyl chloride	ug/L	ND	20	20	16.3	15.9	81	79	60-140	2	
1,2-Dichloroethane-d4 (S)	%						89	97	70-130		
4-Bromofluorobenzene (S)	%						97	98	70-130		
Toluene-d8 (S)	%						91	95	70-130		

Results presented on this page are in the units indicated by the "Units" column except where an alternate unit is presented to the right of the result.

REPORT OF LABORATORY ANALYSIS

This report shall not be reproduced, except in full,
without the written consent of Pace Analytical Services, LLC.

Pace Analytical Services, LLC
9800 Kincey Ave. Suite 100
Huntersville, NC 28078
(704)875-9092

QUALIFIERS

Project: 2020-LI-2448 Incident
Pace Project No.: 92499672

DEFINITIONS

DF - Dilution Factor, if reported, represents the factor applied to the reported data due to dilution of the sample aliquot.

ND - Not Detected at or above adjusted reporting limit.

TNTC - Too Numerous To Count

J - Estimated concentration above the adjusted method detection limit and below the adjusted reporting limit.

MDL - Adjusted Method Detection Limit.

PQL - Practical Quantitation Limit.

RL - Reporting Limit - The lowest concentration value that meets project requirements for quantitative data with known precision and bias for a specific analyte in a specific matrix.

S - Surrogate

1,2-Diphenylhydrazine decomposes to and cannot be separated from Azobenzene using Method 8270. The result for each analyte is a combined concentration.

Consistent with EPA guidelines, unrounded data are displayed and have been used to calculate % recovery and RPD values.

LCS(D) - Laboratory Control Sample (Duplicate)

MS(D) - Matrix Spike (Duplicate)

DUP - Sample Duplicate

RPD - Relative Percent Difference

NC - Not Calculable.

SG - Silica Gel - Clean-Up

U - Indicates the compound was analyzed for, but not detected.

Acid preservation may not be appropriate for 2 Chloroethylvinyl ether.

A separate vial preserved to a pH of 4-5 is recommended in SW846 Chapter 4 for the analysis of Acrolein and Acrylonitrile by EPA Method 8260.

N-Nitrosodiphenylamine decomposes and cannot be separated from Diphenylamine using Method 8270. The result reported for each analyte is a combined concentration.

Pace Analytical is TNI accredited. Contact your Pace PM for the current list of accredited analytes.

TNI - The NELAC Institute.

ANALYTE QUALIFIERS

M1	Matrix spike recovery exceeded QC limits. Batch accepted based on laboratory control sample (LCS) recovery.
P8	Analyte was detected in the method blank. All associated samples had concentrations of at least ten times greater than the blank or were below the reporting limit.

This report shall not be reproduced, except in full,
without the written consent of Pace Analytical Services, LLC.

Pace Analytical Services, LLC
9800 Kincey Ave. Suite 100
Huntersville, NC 28078
(704)875-9092

QUALITY CONTROL DATA CROSS REFERENCE TABLE

Project: 2020-LI-2448 Incident
Pace Project No.: 92499672

Lab ID	Sample ID	QC Batch Method	QC Batch	Analytical Method	Analytical Batch
92499672001	**13923_AC_RD_20201008**	MADEPV	1557958	MADEP VPH	1557958
92499672001	**13923_AC_RD_20201008**	EPA 3010A	572009	EPA 6010D	572041
92499672001	**13923_AC_RD_20201008**	SM 6200B	572111		

This report shall not be reproduced, except in full,
without the written consent of Pace Analytical Services, LLC.

Pace Analytical®

CHAIN-OF-CUSTODY Analytical Request Document

Chain-of-Custody is a LEGAL DOCUMENT - Complete all relevent fields

WO# : 92499672

92499672

LAB ... er Number or ... LY

Company: Apex Companies

Address:

Billing Information:

Report To: Andrew Street

Email To: Andrew.Street@apexcos.com

Copy To:

Site Collection Info/Address: 13923 Asbury Chapel Road

Customer Project Name/Number: 2020-L1-2448 Incident

State: NC / County/City: Huntersville / Time Zone Collected: [ ] PT [ ] MT [ ] CT [ ] ET

Phone:
Email:

Site/Facility ID #:

Compliance Monitoring? [ ] Yes [ ] No

Collected By (print): Naomi Fretz

Purchase Order #:
Quote #:

DW PWS ID #:
DW Location Code:

Collected By (signature): Naomi Fretz

Turnaround Date Required: ASAP

Immediately Packed on Ice: [ ] Yes [ ] No

Sample Disposal:
[ ] Dispose as appropriate [ ] Return
[ ] Archive: _____
[ ] Hold: _____

Rush:
[ ] Same Day [ ] Next Day
[ ] 2 Day [ ] 3 Day [ ] 4 Day [ ] 5 Day
(Expedite Charges Apply)

Field Filtered (if applicable): [ ] Yes [ ] No
Analysis: _____

* Matrix Codes (Insert in Matrix box below): Drinking Water (DW), Ground Water (GW), Wastewater (WW), Product (P), Soil/Solid (SL), Oil (OL), Wipe (WP), Air (AR), Tissue (TS), Bioassay (B), Vapor (V), Other (OT)

** Preservative Types: (1) nitric acid, (2) sulfuric acid, (3) hydrochloric acid, (4) sodium hydroxide, (5) zinc acetate, (6) methanol, (7) sodium bisulfate, (8) sodium thiosulfate, (9) hexane, (A) ascorbic acid, (B) ammonium sulfate, (C) ammonium hydroxide, (D) TSP, (U) Unpreserved, (O) Other _____

Analyses

Customer Sample ID	Matrix *	Comp / Grab	Collected (or Composite Start) Date	Collected (or Composite Start) Time	Composite End Date	Composite End Time	Res Cl	# of Ctns	VOCs 6200B	MADEP VPH	Lead
13923-AC-RD-20201008	DW	G	10/8/20	1355				8	X	X	X

Lab Profile/Line:

Lab Sample Receipt Checklist:

Custody Seals Present/Intact	Y N NA
Custody Signatures Present	Y N NA
Collector Signature Present	Y N NA
Bottles Intact	Y N NA
Correct Bottles	Y N NA
Sufficient Volume	Y N NA
Samples Received on Ice	Y N NA
VOA - Headspace Acceptable	Y N NA
USDA Regulated Soils	Y N NA
Samples in Holding Time	Y N NA
Residual Chlorine Present	Y N NA
Cl Strips:	
Sample pH Acceptable	Y N NA
pH Strips:	
Sulfide Present	Y N NA
Lead Acetate Strips:	

LAB USE ONLY:
Lab Sample # / Comments:
92499672 001

Customer Remarks / Special Conditions / Possible Hazards:

Type of Ice Used: Wet Blue Dry None

Packing Material Used:

Radchem sample(s) screened (<500 cpm): Y N NA

SHORT HOLDS PRESENT (<72 hours): Y N N/A

Lab Tracking #: 2560674

Samples received via: FEDEX UPS Client Courier Pace Courier

Lab Sample Temperature Info:
Temp Blank Received: Y N NA
Therm ID#: 92061
Cooler 1 Temp Upon Receipt: 5.1 oC
Cooler 1 Therm Corr. Factor: 0 oC
Cooler 1 Corrected Temp: 5.1 oC
Comments:

Relinquished by/Company: (Signature)	Date/Time:	Received by/Company: (Signature)	Date/Time:
Naomi Fretz / Apex	10/8/20 1754	[signature] PACE HALL	10.8.20 1754
Relinquished by/Company: (Signature)	Date/Time:	Received by/Company: (Signature)	Date/Time:
Relinquished by/Company: (Signature)	Date/Time:	Received by/Company: (Signature)	Date/Time:

MTJL LAB USE ONLY
Table #:
Acctnum:
Template:
Prelogin:
PM:
PB:

Trip Blank Received: Y N NA
HCL MeOH TSP Other

Non Conformance(s): YES / NO

Page: _____ of: _____

Pace Analytical Services, LLC
9800 Kincey Ave. Suite 100
Huntersville, NC 28078
(704)875-9092

October 15, 2020

Andrew Street
Apex Companies - NC
5900 Northwoods Business Pkwy
Suite 5900-0
Charlotte, NC 28269

RE: Project: 2020-LI-2448 Incident
Pace Project No.: 92499673

Dear Andrew Street:

Enclosed are the analytical results for sample(s) received by the laboratory on October 08, 2020. The results relate only to the samples included in this report. Results reported herein conform to the applicable TNI/NELAC Standards and the laboratory's Quality Manual, where applicable, unless otherwise noted in the body of the report.

The test results provided in this final report were generated by each of the following laboratories within the Pace Network:

- Pace National - Mt. Juliet
- Pace Analytical Services - Asheville
- Pace Analytical Services - Charlotte

If you have any questions concerning this report, please feel free to contact me.

Sincerely,

Angela M. Baioni

Angela Baioni
angela.baioni@pacelabs.com
(704)875-9092
Project Manager

Enclosures

cc: J Culbreath, Colonial Pipeline Company
Robert Hughes, Colonial Pipeline
Margaret King, APEX Companies, LLC
Emily Little, Apex Companies
Jeff Morrison, Colonial Pipeline Company
Tom Naumann, APEX Companies - NC
Joe Nicolette, Montrose-EPS
Christopher Schultz, Apex Companies
Alex Testoff, Montrose-EPS
Michael Verdon, Colonial Pipeline Company
JM Wyatt, Colonial Pipeline Company

This report shall not be reproduced, except in full,
without the written consent of Pace Analytical Services, LLC.

Pace Analytical Services, LLC
9800 Kincey Ave. Suite 100
Huntersville, NC 28078
(704)875-9092

CERTIFICATIONS

Project: 2020-LI-2448 Incident
Pace Project No.: 92499673

Pace Analytical Services National
12065 Lebanon Road, Mt. Juliet, TN 37122
Alabama Certification #: 40660
Alaska Certification 17-026
Arizona Certification #: AZ0612
Arkansas Certification #: 88-0469
California Certification #: 2932
Canada Certification #: 1461.01
Colorado Certification #: TN00003
Connecticut Certification #: PH-0197
DOD Certification: #1461.01
EPA# TN00003
Florida Certification #: E87487
Georgia DW Certification #: 923
Georgia Certification: NELAP
Idaho Certification #: TN00003
Illinois Certification #: 200008
Indiana Certification #: C-TN-01
Iowa Certification #: 364
Kansas Certification #: E-10277
Kentucky UST Certification #: 16
Kentucky Certification #: 90010
Louisiana Certification #: AI30792
Louisiana DW Certification #: LA180010
Maine Certification #: TN0002
Maryland Certification #: 324
Massachusetts Certification #: M-TN003
Michigan Certification #: 9958
Minnesota Certification #: 047-999-395
Mississippi Certification #: TN00003
Missouri Certification #: 340
Montana Certification #: CERT0086
Nebraska Certification #: NE-OS-15-05
Nevada Certification #: TN-03-2002-34
New Hampshire Certification #: 2975
New Jersey Certification #: TN002
New Mexico DW Certification
New York Certification #: 11742
North Carolina Aquatic Toxicity Certification #: 41
North Carolina Drinking Water Certification #: 21704
North Carolina Environmental Certificate #: 375
North Dakota Certification #: R-140
Ohio VAP Certification #: CL0069
Oklahoma Certification #: 9915
Oregon Certification #: TN200002
Pennsylvania Certification #: 68-02979
Rhode Island Certification #: LAO00356
South Carolina Certification #: 84004
South Dakota Certification
Tennessee DW/Chem/Micro Certification #: 2006
Texas Mold Certification #: LAB0152
Texas Certification #: T 104704245-17-14
USDA Soil Permit #: P330-15-00234
Utah Certification #: TN00003
Vermont Dept. of Health: ID# VT-2006
Virginia Certification #: VT2006
Virginia Certification #: 460132
Washington Certification #: C847
West Virginia Certification #: 233
Wisconsin Certification #: 998093910
Wyoming UST Certification #: via A2LA 2926.01
A2LA-ISO 17025 Certification #: 1461.01
A2LA-ISO 17025 Certification #: 1461.02
AIHA-LAP/LLC EMLAP Certification #:100789

Pace Analytical Services Charlotte
9800 Kincey Ave. Ste 100, Huntersville, NC 28078
Louisiana/NELAP Certification # LA170028
North Carolina Drinking Water Certification #: 37706
North Carolina Field Services Certification #: 5342
North Carolina Wastewater Certification #: 12
South Carolina Certification #: 99006001
Florida/NELAP Certification #: E87627
Kentucky UST Certification #: 84
Virginia/VELAP Certification #: 460221

Pace Analytical Services Asheville
2225 Riverside Drive, Asheville, NC 28804
Florida/NELAP Certification #: E87648
Massachusetts Certification #: M-NC030
North Carolina Drinking Water Certification #: 37712
North Carolina Wastewater Certification #: 40
South Carolina Certification #: 99030001
Virginia/VELAP Certification #: 460222

REPORT OF LABORATORY ANALYSIS

This report shall not be reproduced, except in full,
without the written consent of Pace Analytical Services, LLC.

Pace Analytical Services, LLC
9800 Kincey Ave. Suite 100
Huntersville, NC 28078
(704)875-9092

SAMPLE ANALYTE COUNT

Project: 2020-LI-2448 Incident
Pace Project No.: 92499673

Lab ID	Sample ID	Method	Analysts	Analytes Reported	Laboratory
92499673001	**DUP-1**	MADEP VPH	JAH	6	PAN
		EPA 6010D	SH1	1	PASI-A
		SM 6200B	SAS	63	PASI-C
92499673002	**TRIP BLANK**	SM 6200B	SAS	63	PASI-C
92499673003	**FB-1**	MADEP VPH	JAH	6	PAN
		EPA 6010D	SH1	1	PASI-A
		SM 6200B	SAS	63	PASI-C

PAN = Pace National - Mt. Juliet
PASI-A = Pace Analytical Services - Asheville
PASI-C = Pace Analytical Services - Charlotte

This report shall not be reproduced, except in full,
without the written consent of Pace Analytical Services, LLC.

Pace Analytical Services, LLC
9800 Kincey Ave. Suite 100
Huntersville, NC 28078
(704)875-9092

ANALYTICAL RESULTS

Project: 2020-LI-2448 Incident
Pace Project No.: 92499673

Sample: DUP-1 **Lab ID: 92499673001** Collected: 10/08/20 00:00 Received: 10/08/20 17:54 Matrix: Water

Parameters	Results	Units	Report Limit	DF	Prepared	Analyzed	CAS No.	Qual
MADEPV	Analytical Method: MADEP VPH Preparation Method: MADEPV Pace National - Mt. Juliet							
Aliphatic (C05-C08)	ND	ug/L	100	1	10/12/20 20:10	10/12/20 20:10		
Aliphatic (C09-C12)	ND	ug/L	100	1	10/12/20 20:10	10/12/20 20:10		
Aromatic (C09-C10),Unadjusted	ND	ug/L	100	1	10/12/20 20:10	10/12/20 20:10	TPHC9C10A	
Total VPH	ND	ug/L	100	1	10/12/20 20:10	10/12/20 20:10	VPH	
Surrogates								
2,5-Dibromotoluene (FID)	88.0	%	70.0-130	1	10/12/20 20:10	10/12/20 20:10	615-59-8FID	
2,5-Dibromotoluene (PID)	83.6	%	70.0-130	1	10/12/20 20:10	10/12/20 20:10	615-59-8PID	
6010 MET ICP	Analytical Method: EPA 6010D Preparation Method: EPA 3010A Pace Analytical Services - Asheville							
Lead	ND	ug/L	5.0	1	10/09/20 01:18	10/09/20 09:07	7439-92-1	P8
6200B MSV	Analytical Method: SM 6200B Pace Analytical Services - Charlotte							
Benzene	ND	ug/L	0.50	1		10/09/20 15:01	71-43-2	
Bromobenzene	ND	ug/L	0.50	1		10/09/20 15:01	108-86-1	
Bromochloromethane	ND	ug/L	0.50	1		10/09/20 15:01	74-97-5	
Bromodichloromethane	ND	ug/L	0.50	1		10/09/20 15:01	75-27-4	
Bromoform	ND	ug/L	0.50	1		10/09/20 15:01	75-25-2	
Bromomethane	ND	ug/L	5.0	1		10/09/20 15:01	74-83-9	
n-Butylbenzene	ND	ug/L	0.50	1		10/09/20 15:01	104-51-8	
sec-Butylbenzene	ND	ug/L	0.50	1		10/09/20 15:01	135-98-8	
tert-Butylbenzene	ND	ug/L	0.50	1		10/09/20 15:01	98-06-6	
Carbon tetrachloride	ND	ug/L	0.50	1		10/09/20 15:01	56-23-5	
Chlorobenzene	ND	ug/L	0.50	1		10/09/20 15:01	108-90-7	
Chloroethane	ND	ug/L	1.0	1		10/09/20 15:01	75-00-3	
Chloroform	ND	ug/L	0.50	1		10/09/20 15:01	67-66-3	
Chloromethane	ND	ug/L	1.0	1		10/09/20 15:01	74-87-3	
2-Chlorotoluene	ND	ug/L	0.50	1		10/09/20 15:01	95-49-8	
4-Chlorotoluene	ND	ug/L	0.50	1		10/09/20 15:01	106-43-4	
1,2-Dibromo-3-chloropropane	ND	ug/L	1.0	1		10/09/20 15:01	96-12-8	
Dibromochloromethane	ND	ug/L	0.50	1		10/09/20 15:01	124-48-1	
1,2-Dibromoethane (EDB)	ND	ug/L	0.50	1		10/09/20 15:01	106-93-4	
Dibromomethane	ND	ug/L	0.50	1		10/09/20 15:01	74-95-3	
1,2-Dichlorobenzene	ND	ug/L	0.50	1		10/09/20 15:01	95-50-1	
1,3-Dichlorobenzene	ND	ug/L	0.50	1		10/09/20 15:01	541-73-1	
1,4-Dichlorobenzene	ND	ug/L	0.50	1		10/09/20 15:01	106-46-7	
Dichlorodifluoromethane	ND	ug/L	0.50	1		10/09/20 15:01	75-71-8	
1,1-Dichloroethane	ND	ug/L	0.50	1		10/09/20 15:01	75-34-3	
1,2-Dichloroethane	ND	ug/L	0.50	1		10/09/20 15:01	107-06-2	
1,1-Dichloroethene	ND	ug/L	0.50	1		10/09/20 15:01	75-35-4	
cis-1,2-Dichloroethene	ND	ug/L	0.50	1		10/09/20 15:01	156-59-2	
trans-1,2-Dichloroethene	ND	ug/L	0.50	1		10/09/20 15:01	156-60-5	
1,2-Dichloropropane	ND	ug/L	0.50	1		10/09/20 15:01	78-87-5	
1,3-Dichloropropane	ND	ug/L	0.50	1		10/09/20 15:01	142-28-9	
2,2-Dichloropropane	ND	ug/L	0.50	1		10/09/20 15:01	594-20-7	

REPORT OF LABORATORY ANALYSIS

This report shall not be reproduced, except in full,
without the written consent of Pace Analytical Services, LLC.

Pace Analytical Services, LLC
9800 Kincey Ave. Suite 100
Huntersville, NC 28078
(704)875-9092

ANALYTICAL RESULTS

Project: 2020-LI-2448 Incident
Pace Project No.: 92499673

Sample: DUP-1 **Lab ID: 92499673001** Collected: 10/08/20 00:00 Received: 10/08/20 17:54 Matrix: Water

Parameters	Results	Units	Report Limit	DF	Prepared	Analyzed	CAS No.	Qual
6200B MSV	Analytical Method: SM 6200B Pace Analytical Services - Charlotte							
1,1-Dichloropropene	ND	ug/L	0.50	1		10/09/20 15:01	563-58-6	
cis-1,3-Dichloropropene	ND	ug/L	0.50	1		10/09/20 15:01	10061-01-5	
trans-1,3-Dichloropropene	ND	ug/L	0.50	1		10/09/20 15:01	10061-02-6	
Diisopropyl ether	ND	ug/L	0.50	1		10/09/20 15:01	108-20-3	
Ethylbenzene	ND	ug/L	0.50	1		10/09/20 15:01	100-41-4	
Hexachloro-1,3-butadiene	ND	ug/L	2.0	1		10/09/20 15:01	87-68-3	
Isopropylbenzene (Cumene)	ND	ug/L	0.50	1		10/09/20 15:01	98-82-8	
Methylene Chloride	ND	ug/L	2.0	1		10/09/20 15:01	75-09-2	
Methyl-tert-butyl ether	ND	ug/L	0.50	1		10/09/20 15:01	1634-04-4	
Naphthalene	ND	ug/L	2.0	1		10/09/20 15:01	91-20-3	
n-Propylbenzene	ND	ug/L	0.50	1		10/09/20 15:01	103-65-1	
Styrene	ND	ug/L	0.50	1		10/09/20 15:01	100-42-5	
1,1,1,2-Tetrachloroethane	ND	ug/L	0.50	1		10/09/20 15:01	630-20-6	
1,1,2,2-Tetrachloroethane	ND	ug/L	0.50	1		10/09/20 15:01	79-34-5	
Tetrachloroethene	ND	ug/L	0.50	1		10/09/20 15:01	127-18-4	
Toluene	ND	ug/L	0.50	1		10/09/20 15:01	108-88-3	
1,2,3-Trichlorobenzene	ND	ug/L	2.0	1		10/09/20 15:01	87-61-6	
1,2,4-Trichlorobenzene	ND	ug/L	2.0	1		10/09/20 15:01	120-82-1	
1,1,1-Trichloroethane	ND	ug/L	0.50	1		10/09/20 15:01	71-55-6	
1,1,2-Trichloroethane	ND	ug/L	0.50	1		10/09/20 15:01	79-00-5	
Trichloroethene	ND	ug/L	0.50	1		10/09/20 15:01	79-01-6	
Trichlorofluoromethane	ND	ug/L	1.0	1		10/09/20 15:01	75-69-4	
1,2,3-Trichloropropane	ND	ug/L	0.50	1		10/09/20 15:01	96-18-4	
1,2,4-Trimethylbenzene	ND	ug/L	0.50	1		10/09/20 15:01	95-63-6	
1,3,5-Trimethylbenzene	ND	ug/L	0.50	1		10/09/20 15:01	108-67-8	
Vinyl chloride	ND	ug/L	1.0	1		10/09/20 15:01	75-01-4	
m&p-Xylene	ND	ug/L	1.0	1		10/09/20 15:01	179601-23-1	
o-Xylene	ND	ug/L	0.50	1		10/09/20 15:01	95-47-6	
Surrogates								
1,2-Dichloroethane-d4 (S)	85	%	70-130	1		10/09/20 15:01	17060-07-0	
4-Bromofluorobenzene (S)	105	%	70-130	1		10/09/20 15:01	460-00-4	
Toluene-d8 (S)	94	%	70-130	1		10/09/20 15:01	2037-26-5	

REPORT OF LABORATORY ANALYSIS

This report shall not be reproduced, except in full,
without the written consent of Pace Analytical Services, LLC.

Pace Analytical Services, LLC
9800 Kincey Ave. Suite 100
Huntersville, NC 28078
(704)875-9092

ANALYTICAL RESULTS

Project: 2020-LI-2448 Incident
Pace Project No.: 92499673

Sample: TRIP BLANK **Lab ID: 92499673002** Collected: 10/08/20 00:00 Received: 10/08/20 17:54 Matrix: Water

Parameters	Results	Units	Report Limit	DF	Prepared	Analyzed	CAS No.	Qual
6200B MSV	Analytical Method: SM 6200B Pace Analytical Services - Charlotte							
Benzene	ND	ug/L	0.50	1		10/09/20 09:44	71-43-2	
Bromobenzene	ND	ug/L	0.50	1		10/09/20 09:44	108-86-1	
Bromochloromethane	ND	ug/L	0.50	1		10/09/20 09:44	74-97-5	
Bromodichloromethane	ND	ug/L	0.50	1		10/09/20 09:44	75-27-4	
Bromoform	ND	ug/L	0.50	1		10/09/20 09:44	75-25-2	
Bromomethane	ND	ug/L	5.0	1		10/09/20 09:44	74-83-9	
n-Butylbenzene	ND	ug/L	0.50	1		10/09/20 09:44	104-51-8	
sec-Butylbenzene	ND	ug/L	0.50	1		10/09/20 09:44	135-98-8	
tert-Butylbenzene	ND	ug/L	0.50	1		10/09/20 09:44	98-06-6	
Carbon tetrachloride	ND	ug/L	0.50	1		10/09/20 09:44	56-23-5	
Chlorobenzene	ND	ug/L	0.50	1		10/09/20 09:44	108-90-7	
Chloroethane	ND	ug/L	1.0	1		10/09/20 09:44	75-00-3	
Chloroform	ND	ug/L	0.50	1		10/09/20 09:44	67-66-3	
Chloromethane	ND	ug/L	1.0	1		10/09/20 09:44	74-87-3	
2-Chlorotoluene	ND	ug/L	0.50	1		10/09/20 09:44	95-49-8	
4-Chlorotoluene	ND	ug/L	0.50	1		10/09/20 09:44	106-43-4	
1,2-Dibromo-3-chloropropane	ND	ug/L	1.0	1		10/09/20 09:44	96-12-8	
Dibromochloromethane	ND	ug/L	0.50	1		10/09/20 09:44	124-48-1	
1,2-Dibromoethane (EDB)	ND	ug/L	0.50	1		10/09/20 09:44	106-93-4	
Dibromomethane	ND	ug/L	0.50	1		10/09/20 09:44	74-95-3	
1,2-Dichlorobenzene	ND	ug/L	0.50	1		10/09/20 09:44	95-50-1	
1,3-Dichlorobenzene	ND	ug/L	0.50	1		10/09/20 09:44	541-73-1	
1,4-Dichlorobenzene	ND	ug/L	0.50	1		10/09/20 09:44	106-46-7	
Dichlorodifluoromethane	ND	ug/L	0.50	1		10/09/20 09:44	75-71-8	
1,1-Dichloroethane	ND	ug/L	0.50	1		10/09/20 09:44	75-34-3	
1,2-Dichloroethane	ND	ug/L	0.50	1		10/09/20 09:44	107-06-2	
1,1-Dichloroethene	ND	ug/L	0.50	1		10/09/20 09:44	75-35-4	
cis-1,2-Dichloroethene	ND	ug/L	0.50	1		10/09/20 09:44	156-59-2	
trans-1,2-Dichloroethene	ND	ug/L	0.50	1		10/09/20 09:44	156-60-5	
1,2-Dichloropropane	ND	ug/L	0.50	1		10/09/20 09:44	78-87-5	
1,3-Dichloropropane	ND	ug/L	0.50	1		10/09/20 09:44	142-28-9	
2,2-Dichloropropane	ND	ug/L	0.50	1		10/09/20 09:44	594-20-7	
1,1-Dichloropropene	ND	ug/L	0.50	1		10/09/20 09:44	563-58-6	
cis-1,3-Dichloropropene	ND	ug/L	0.50	1		10/09/20 09:44	10061-01-5	
trans-1,3-Dichloropropene	ND	ug/L	0.50	1		10/09/20 09:44	10061-02-6	
Diisopropyl ether	ND	ug/L	0.50	1		10/09/20 09:44	108-20-3	
Ethylbenzene	ND	ug/L	0.50	1		10/09/20 09:44	100-41-4	
Hexachloro-1,3-butadiene	ND	ug/L	2.0	1		10/09/20 09:44	87-68-3	
Isopropylbenzene (Cumene)	ND	ug/L	0.50	1		10/09/20 09:44	98-82-8	
Methylene Chloride	ND	ug/L	2.0	1		10/09/20 09:44	75-09-2	
Methyl-tert-butyl ether	ND	ug/L	0.50	1		10/09/20 09:44	1634-04-4	
Naphthalene	ND	ug/L	2.0	1		10/09/20 09:44	91-20-3	
n-Propylbenzene	ND	ug/L	0.50	1		10/09/20 09:44	103-65-1	
Styrene	ND	ug/L	0.50	1		10/09/20 09:44	100-42-5	
1,1,1,2-Tetrachloroethane	ND	ug/L	0.50	1		10/09/20 09:44	630-20-6	
1,1,2,2-Tetrachloroethane	ND	ug/L	0.50	1		10/09/20 09:44	79-34-5	

REPORT OF LABORATORY ANALYSIS

This report shall not be reproduced, except in full,
without the written consent of Pace Analytical Services, LLC.

Pace Analytical Services, LLC
9800 Kincey Ave. Suite 100
Huntersville, NC 28078
(704)875-9092

ANALYTICAL RESULTS

Project: 2020-LI-2448 Incident
Pace Project No.: 92499673

Sample: TRIP BLANK **Lab ID: 92499673002** Collected: 10/08/20 00:00 Received: 10/08/20 17:54 Matrix: Water

Parameters	Results	Units	Report Limit	DF	Prepared	Analyzed	CAS No.	Qual
6200B MSV	Analytical Method: SM 6200B Pace Analytical Services - Charlotte							
Tetrachloroethene	ND	ug/L	0.50	1		10/09/20 09:44	127-18-4	
Toluene	ND	ug/L	0.50	1		10/09/20 09:44	108-88-3	
1,2,3-Trichlorobenzene	ND	ug/L	2.0	1		10/09/20 09:44	87-61-6	
1,2,4-Trichlorobenzene	ND	ug/L	2.0	1		10/09/20 09:44	120-82-1	
1,1,1-Trichloroethane	ND	ug/L	0.50	1		10/09/20 09:44	71-55-6	
1,1,2-Trichloroethane	ND	ug/L	0.50	1		10/09/20 09:44	79-00-5	
Trichloroethene	ND	ug/L	0.50	1		10/09/20 09:44	79-01-6	
Trichlorofluoromethane	ND	ug/L	1.0	1		10/09/20 09:44	75-69-4	
1,2,3-Trichloropropane	ND	ug/L	0.50	1		10/09/20 09:44	96-18-4	
1,2,4-Trimethylbenzene	ND	ug/L	0.50	1		10/09/20 09:44	95-63-6	
1,3,5-Trimethylbenzene	ND	ug/L	0.50	1		10/09/20 09:44	108-67-8	
Vinyl chloride	ND	ug/L	1.0	1		10/09/20 09:44	75-01-4	
m&p-Xylene	ND	ug/L	1.0	1		10/09/20 09:44	179601-23-1	
o-Xylene	ND	ug/L	0.50	1		10/09/20 09:44	95-47-6	
Surrogates								
1,2-Dichloroethane-d4 (S)	95	%	70-130	1		10/09/20 09:44	17060-07-0	
4-Bromofluorobenzene (S)	100	%	70-130	1		10/09/20 09:44	460-00-4	
Toluene-d8 (S)	105	%	70-130	1		10/09/20 09:44	2037-26-5	

REPORT OF LABORATORY ANALYSIS

This report shall not be reproduced, except in full,
without the written consent of Pace Analytical Services, LLC.

Pace Analytical Services, LLC
9800 Kincey Ave. Suite 100
Huntersville, NC 28078
(704)875-9092

ANALYTICAL RESULTS

Project: 2020-LI-2448 Incident
Pace Project No.: 92499673

Sample: FB-1 **Lab ID: 92499673003** Collected: 10/08/20 00:00 Received: 10/08/20 17:54 Matrix: Water

Parameters	Results	Units	Report Limit	DF	Prepared	Analyzed	CAS No.	Qual
MADEPV	Analytical Method: MADEP VPH Preparation Method: MADEPV Pace National - Mt. Juliet							
Aliphatic (C05-C08)	ND	ug/L	100	1	10/12/20 16:27	10/12/20 16:27		
Aliphatic (C09-C12)	ND	ug/L	100	1	10/12/20 16:27	10/12/20 16:27		
Aromatic (C09-C10),Unadjusted	ND	ug/L	100	1	10/12/20 16:27	10/12/20 16:27	TPHC9C10A	
Total VPH	ND	ug/L	100	1	10/12/20 16:27	10/12/20 16:27	VPH	
Surrogates								
2,5-Dibromotoluene (FID)	83.8	%	70.0-130	1	10/12/20 16:27	10/12/20 16:27	615-59-8FID	
2,5-Dibromotoluene (PID)	72.1	%	70.0-130	1	10/12/20 16:27	10/12/20 16:27	615-59-8PID	
6010 MET ICP	Analytical Method: EPA 6010D Preparation Method: EPA 3010A Pace Analytical Services - Asheville							
Lead	ND	ug/L	5.0	1	10/09/20 01:18	10/09/20 09:10	7439-92-1	P8
6200B MSV	Analytical Method: SM 6200B Pace Analytical Services - Charlotte							
Benzene	ND	ug/L	0.50	1		10/09/20 10:01	71-43-2	
Bromobenzene	ND	ug/L	0.50	1		10/09/20 10:01	108-86-1	
Bromochloromethane	ND	ug/L	0.50	1		10/09/20 10:01	74-97-5	
Bromodichloromethane	ND	ug/L	0.50	1		10/09/20 10:01	75-27-4	
Bromoform	ND	ug/L	0.50	1		10/09/20 10:01	75-25-2	
Bromomethane	ND	ug/L	5.0	1		10/09/20 10:01	74-83-9	
n-Butylbenzene	ND	ug/L	0.50	1		10/09/20 10:01	104-51-8	
sec-Butylbenzene	ND	ug/L	0.50	1		10/09/20 10:01	135-98-8	
tert-Butylbenzene	ND	ug/L	0.50	1		10/09/20 10:01	98-06-6	
Carbon tetrachloride	ND	ug/L	0.50	1		10/09/20 10:01	56-23-5	
Chlorobenzene	ND	ug/L	0.50	1		10/09/20 10:01	108-90-7	
Chloroethane	ND	ug/L	1.0	1		10/09/20 10:01	75-00-3	
Chloroform	ND	ug/L	0.50	1		10/09/20 10:01	67-66-3	
Chloromethane	ND	ug/L	1.0	1		10/09/20 10:01	74-87-3	
2-Chlorotoluene	ND	ug/L	0.50	1		10/09/20 10:01	95-49-8	
4-Chlorotoluene	ND	ug/L	0.50	1		10/09/20 10:01	106-43-4	
1,2-Dibromo-3-chloropropane	ND	ug/L	1.0	1		10/09/20 10:01	96-12-8	
Dibromochloromethane	ND	ug/L	0.50	1		10/09/20 10:01	124-48-1	
1,2-Dibromoethane (EDB)	ND	ug/L	0.50	1		10/09/20 10:01	106-93-4	
Dibromomethane	ND	ug/L	0.50	1		10/09/20 10:01	74-95-3	
1,2-Dichlorobenzene	ND	ug/L	0.50	1		10/09/20 10:01	95-50-1	
1,3-Dichlorobenzene	ND	ug/L	0.50	1		10/09/20 10:01	541-73-1	
1,4-Dichlorobenzene	ND	ug/L	0.50	1		10/09/20 10:01	106-46-7	
Dichlorodifluoromethane	ND	ug/L	0.50	1		10/09/20 10:01	75-71-8	
1,1-Dichloroethane	ND	ug/L	0.50	1		10/09/20 10:01	75-34-3	
1,2-Dichloroethane	ND	ug/L	0.50	1		10/09/20 10:01	107-06-2	
1,1-Dichloroethene	ND	ug/L	0.50	1		10/09/20 10:01	75-35-4	
cis-1,2-Dichloroethene	ND	ug/L	0.50	1		10/09/20 10:01	156-59-2	
trans-1,2-Dichloroethene	ND	ug/L	0.50	1		10/09/20 10:01	156-60-5	
1,2-Dichloropropane	ND	ug/L	0.50	1		10/09/20 10:01	78-87-5	
1,3-Dichloropropane	ND	ug/L	0.50	1		10/09/20 10:01	142-28-9	
2,2-Dichloropropane	ND	ug/L	0.50	1		10/09/20 10:01	594-20-7	

REPORT OF LABORATORY ANALYSIS

This report shall not be reproduced, except in full,
without the written consent of Pace Analytical Services, LLC.

Pace Analytical Services, LLC
9800 Kincey Ave. Suite 100
Huntersville, NC 28078
(704)875-9092

ANALYTICAL RESULTS

Project: 2020-LI-2448 Incident
Pace Project No.: 92499673

Sample: FB-1 **Lab ID: 92499673003** Collected: 10/08/20 00:00 Received: 10/08/20 17:54 Matrix: Water

Parameters	Results	Units	Report Limit	DF	Prepared	Analyzed	CAS No.	Qual
6200B MSV	Analytical Method: SM 6200B Pace Analytical Services - Charlotte							
1,1-Dichloropropene	ND	ug/L	0.50	1		10/09/20 10:01	563-58-6	
cis-1,3-Dichloropropene	ND	ug/L	0.50	1		10/09/20 10:01	10061-01-5	
trans-1,3-Dichloropropene	ND	ug/L	0.50	1		10/09/20 10:01	10061-02-6	
Diisopropyl ether	ND	ug/L	0.50	1		10/09/20 10:01	108-20-3	
Ethylbenzene	ND	ug/L	0.50	1		10/09/20 10:01	100-41-4	
Hexachloro-1,3-butadiene	ND	ug/L	2.0	1		10/09/20 10:01	87-68-3	
Isopropylbenzene (Cumene)	ND	ug/L	0.50	1		10/09/20 10:01	98-82-8	
Methylene Chloride	ND	ug/L	2.0	1		10/09/20 10:01	75-09-2	
Methyl-tert-butyl ether	ND	ug/L	0.50	1		10/09/20 10:01	1634-04-4	
Naphthalene	ND	ug/L	2.0	1		10/09/20 10:01	91-20-3	
n-Propylbenzene	ND	ug/L	0.50	1		10/09/20 10:01	103-65-1	
Styrene	ND	ug/L	0.50	1		10/09/20 10:01	100-42-5	
1,1,1,2-Tetrachloroethane	ND	ug/L	0.50	1		10/09/20 10:01	630-20-6	
1,1,2,2-Tetrachloroethane	ND	ug/L	0.50	1		10/09/20 10:01	79-34-5	
Tetrachloroethene	ND	ug/L	0.50	1		10/09/20 10:01	127-18-4	
Toluene	ND	ug/L	0.50	1		10/09/20 10:01	108-88-3	
1,2,3-Trichlorobenzene	ND	ug/L	2.0	1		10/09/20 10:01	87-61-6	
1,2,4-Trichlorobenzene	ND	ug/L	2.0	1		10/09/20 10:01	120-82-1	
1,1,1-Trichloroethane	ND	ug/L	0.50	1		10/09/20 10:01	71-55-6	
1,1,2-Trichloroethane	ND	ug/L	0.50	1		10/09/20 10:01	79-00-5	
Trichloroethene	ND	ug/L	0.50	1		10/09/20 10:01	79-01-6	
Trichlorofluoromethane	ND	ug/L	1.0	1		10/09/20 10:01	75-69-4	
1,2,3-Trichloropropane	ND	ug/L	0.50	1		10/09/20 10:01	96-18-4	
1,2,4-Trimethylbenzene	ND	ug/L	0.50	1		10/09/20 10:01	95-63-6	
1,3,5-Trimethylbenzene	ND	ug/L	0.50	1		10/09/20 10:01	108-67-8	
Vinyl chloride	ND	ug/L	1.0	1		10/09/20 10:01	75-01-4	
m&p-Xylene	ND	ug/L	1.0	1		10/09/20 10:01	179601-23-1	
o-Xylene	ND	ug/L	0.50	1		10/09/20 10:01	95-47-6	
Surrogates								
1,2-Dichloroethane-d4 (S)	95	%	70-130	1		10/09/20 10:01	17060-07-0	
4-Bromofluorobenzene (S)	99	%	70-130	1		10/09/20 10:01	460-00-4	
Toluene-d8 (S)	102	%	70-130	1		10/09/20 10:01	2037-26-5	

REPORT OF LABORATORY ANALYSIS

This report shall not be reproduced, except in full,
without the written consent of Pace Analytical Services, LLC.

Pace Analytical Services, LLC
9800 Kincey Ave. Suite 100
Huntersville, NC 28078
(704)875-9092

QUALITY CONTROL DATA

Project: 2020-LI-2448 Incident
Pace Project No.: 92499673

QC Batch: 1557958
QC Batch Method: MADEPV
Analysis Method: MADEP VPH
Analysis Description: MADEPV
Laboratory: Pace National - Mt. Juliet
Associated Lab Samples: 92499673001, 92499673003

METHOD BLANK: R3581724-3 Matrix: Water
Associated Lab Samples: 92499673001, 92499673003

Parameter	Units	Blank Result	Reporting Limit	Analyzed	Qualifiers
Aliphatic (C05-C08)	ug/L	ND	100	10/12/20 13:32	
Aliphatic (C09-C12)	ug/L	ND	100	10/12/20 13:32	
Aromatic (C09-C10),Unadjusted	ug/L	ND	100	10/12/20 13:32	
Total VPH	ug/L	ND	100	10/12/20 13:32	
2,5-Dibromotoluene (FID)	%	87.3	70.0-130	10/12/20 13:32	
2,5-Dibromotoluene (PID)	%	79.7	70.0-130	10/12/20 13:32	

LABORATORY CONTROL SAMPLE & LCSD: R3581724-1 R3581724-2

Parameter	Units	Spike Conc.	LCS Result	LCSD Result	LCS % Rec	LCSD % Rec	% Rec Limits	RPD	Max RPD	Qualifiers
Aliphatic (C05-C08)	ug/L	1200	1180	1190	98.3	99.2	70.0-130	0.844	25	
Aliphatic (C09-C12)	ug/L	1400	1490	1450	106	104	70.0-130	2.72	25	
Aromatic (C09-C10),Unadjusted	ug/L	200	190	229	95.0	115	70.0-130	18.6	25	
Total VPH	ug/L	2800	2860	2870	102	103	70.0-130	0.349	25	
2,5-Dibromotoluene (FID)	%				97.1	97.4	70.0-130			
2,5-Dibromotoluene (PID)	%				87.6	87.2	70.0-130			

Results presented on this page are in the units indicated by the "Units" column except where an alternate unit is presented to the right of the result.

REPORT OF LABORATORY ANALYSIS

This report shall not be reproduced, except in full,
without the written consent of Pace Analytical Services, LLC.

Pace Analytical Services, LLC
9800 Kincey Ave. Suite 100
Huntersville, NC 28078
(704)875-9092

QUALITY CONTROL DATA

Project: 2020-LI-2448 Incident
Pace Project No.: 92499673

QC Batch: 572009
QC Batch Method: EPA 3010A
Analysis Method: EPA 6010D
Analysis Description: 6010 MET
Laboratory: Pace Analytical Services - Asheville
Associated Lab Samples: 92499673001, 92499673003

METHOD BLANK: 3029866 Matrix: Water
Associated Lab Samples: 92499673001, 92499673003

Parameter	Units	Blank Result	Reporting Limit	Analyzed	Qualifiers
Lead	ug/L	5.4	5.0	10/09/20 07:58	P8

LABORATORY CONTROL SAMPLE: 3029867

Parameter	Units	Spike Conc.	LCS Result	LCS % Rec	% Rec Limits	Qualifiers
Lead	ug/L	500	459	92	80-120	

MATRIX SPIKE & MATRIX SPIKE DUPLICATE: 3029868 3029869

Parameter	Units	92499661001 Result	MS Spike Conc.	MSD Spike Conc.	MS Result	MSD Result	MS % Rec	MSD % Rec	% Rec Limits	RPD	Qual
Lead	ug/L	ND	500	500	490	503	98	101	75-125	3	

Results presented on this page are in the units indicated by the "Units" column except where an alternate unit is presented to the right of the result.

REPORT OF LABORATORY ANALYSIS

This report shall not be reproduced, except in full,
without the written consent of Pace Analytical Services, LLC.

Pace Analytical Services, LLC
9800 Kincey Ave. Suite 100
Huntersville, NC 28078
(704)875-9092

QUALITY CONTROL DATA

Project: 2020-LI-2448 Incident
Pace Project No.: 92499673

QC Batch: 572098
QC Batch Method: SM 6200B
Analysis Method: SM 6200B
Analysis Description: 6200B MSV
Laboratory: Pace Analytical Services - Charlotte
Associated Lab Samples: 92499673002, 92499673003

METHOD BLANK: 3030060 Matrix: Water
Associated Lab Samples: 92499673002, 92499673003

Parameter	Units	Blank Result	Reporting Limit	Analyzed	Qualifiers
1,1,1,2-Tetrachloroethane	ug/L	ND	0.50	10/09/20 09:26	
1,1,1-Trichloroethane	ug/L	ND	0.50	10/09/20 09:26	
1,1,2,2-Tetrachloroethane	ug/L	ND	0.50	10/09/20 09:26	
1,1,2-Trichloroethane	ug/L	ND	0.50	10/09/20 09:26	
1,1-Dichloroethane	ug/L	ND	0.50	10/09/20 09:26	
1,1-Dichloroethene	ug/L	ND	0.50	10/09/20 09:26	
1,1-Dichloropropene	ug/L	ND	0.50	10/09/20 09:26	
1,2,3-Trichlorobenzene	ug/L	ND	2.0	10/09/20 09:26	
1,2,3-Trichloropropane	ug/L	ND	0.50	10/09/20 09:26	
1,2,4-Trichlorobenzene	ug/L	ND	2.0	10/09/20 09:26	
1,2,4-Trimethylbenzene	ug/L	ND	0.50	10/09/20 09:26	
1,2-Dibromo-3-chloropropane	ug/L	ND	1.0	10/09/20 09:26	
1,2-Dibromoethane (EDB)	ug/L	ND	0.50	10/09/20 09:26	
1,2-Dichlorobenzene	ug/L	ND	0.50	10/09/20 09:26	
1,2-Dichloroethane	ug/L	ND	0.50	10/09/20 09:26	
1,2-Dichloropropane	ug/L	ND	0.50	10/09/20 09:26	
1,3,5-Trimethylbenzene	ug/L	ND	0.50	10/09/20 09:26	
1,3-Dichlorobenzene	ug/L	ND	0.50	10/09/20 09:26	
1,3-Dichloropropane	ug/L	ND	0.50	10/09/20 09:26	
1,4-Dichlorobenzene	ug/L	ND	0.50	10/09/20 09:26	
2,2-Dichloropropane	ug/L	ND	0.50	10/09/20 09:26	
2-Chlorotoluene	ug/L	ND	0.50	10/09/20 09:26	
4-Chlorotoluene	ug/L	ND	0.50	10/09/20 09:26	
Benzene	ug/L	ND	0.50	10/09/20 09:26	
Bromobenzene	ug/L	ND	0.50	10/09/20 09:26	
Bromochloromethane	ug/L	ND	0.50	10/09/20 09:26	
Bromodichloromethane	ug/L	ND	0.50	10/09/20 09:26	
Bromoform	ug/L	ND	0.50	10/09/20 09:26	
Bromomethane	ug/L	ND	5.0	10/09/20 09:26	
Carbon tetrachloride	ug/L	ND	0.50	10/09/20 09:26	
Chlorobenzene	ug/L	ND	0.50	10/09/20 09:26	
Chloroethane	ug/L	ND	1.0	10/09/20 09:26	
Chloroform	ug/L	ND	0.50	10/09/20 09:26	
Chloromethane	ug/L	ND	1.0	10/09/20 09:26	
cis-1,2-Dichloroethene	ug/L	ND	0.50	10/09/20 09:26	
cis-1,3-Dichloropropene	ug/L	ND	0.50	10/09/20 09:26	
Dibromochloromethane	ug/L	ND	0.50	10/09/20 09:26	
Dibromomethane	ug/L	ND	0.50	10/09/20 09:26	
Dichlorodifluoromethane	ug/L	ND	0.50	10/09/20 09:26	
Diisopropyl ether	ug/L	ND	0.50	10/09/20 09:26	

Results presented on this page are in the units indicated by the "Units" column except where an alternate unit is presented to the right of the result.

REPORT OF LABORATORY ANALYSIS

This report shall not be reproduced, except in full,
without the written consent of Pace Analytical Services, LLC.

Pace Analytical Services, LLC
9800 Kincey Ave. Suite 100
Huntersville, NC 28078
(704)875-9092

QUALITY CONTROL DATA

Project: 2020-LI-2448 Incident
Pace Project No.: 92499673

METHOD BLANK: 3030060 Matrix: Water
Associated Lab Samples: 92499673002, 92499673003

Parameter	Units	Blank Result	Reporting Limit	Analyzed	Qualifiers
Ethylbenzene	ug/L	ND	0.50	10/09/20 09:26	
Hexachloro-1,3-butadiene	ug/L	ND	2.0	10/09/20 09:26	
Isopropylbenzene (Cumene)	ug/L	ND	0.50	10/09/20 09:26	
m&p-Xylene	ug/L	ND	1.0	10/09/20 09:26	
Methyl-tert-butyl ether	ug/L	ND	0.50	10/09/20 09:26	
Methylene Chloride	ug/L	ND	2.0	10/09/20 09:26	
n-Butylbenzene	ug/L	ND	0.50	10/09/20 09:26	
n-Propylbenzene	ug/L	ND	0.50	10/09/20 09:26	
Naphthalene	ug/L	ND	2.0	10/09/20 09:26	
o-Xylene	ug/L	ND	0.50	10/09/20 09:26	
sec-Butylbenzene	ug/L	ND	0.50	10/09/20 09:26	
Styrene	ug/L	ND	0.50	10/09/20 09:26	
tert-Butylbenzene	ug/L	ND	0.50	10/09/20 09:26	
Tetrachloroethene	ug/L	ND	0.50	10/09/20 09:26	
Toluene	ug/L	ND	0.50	10/09/20 09:26	
trans-1,2-Dichloroethene	ug/L	ND	0.50	10/09/20 09:26	
trans-1,3-Dichloropropene	ug/L	ND	0.50	10/09/20 09:26	
Trichloroethene	ug/L	ND	0.50	10/09/20 09:26	
Trichlorofluoromethane	ug/L	ND	1.0	10/09/20 09:26	
Vinyl chloride	ug/L	ND	1.0	10/09/20 09:26	
1,2-Dichloroethane-d4 (S)	%	96	70-130	10/09/20 09:26	
4-Bromofluorobenzene (S)	%	98	70-130	10/09/20 09:26	
Toluene-d8 (S)	%	103	70-130	10/09/20 09:26	

LABORATORY CONTROL SAMPLE: 3030061

Parameter	Units	Spike Conc.	LCS Result	LCS % Rec	% Rec Limits	Qualifiers
1,1,1,2-Tetrachloroethane	ug/L	50	50.7	101	60-140	
1,1,1-Trichloroethane	ug/L	50	51.7	103	60-140	
1,1,2,2-Tetrachloroethane	ug/L	50	52.7	105	60-140	
1,1,2-Trichloroethane	ug/L	50	51.3	103	60-140	
1,1-Dichloroethane	ug/L	50	52.7	105	60-140	
1,1-Dichloroethene	ug/L	50	53.2	106	60-140	
1,1-Dichloropropene	ug/L	50	57.5	115	60-140	
1,2,3-Trichlorobenzene	ug/L	50	51.6	103	60-140	
1,2,3-Trichloropropane	ug/L	50	52.0	104	60-140	
1,2,4-Trichlorobenzene	ug/L	50	50.9	102	60-140	
1,2,4-Trimethylbenzene	ug/L	50	50.1	100	60-140	
1,2-Dibromo-3-chloropropane	ug/L	50	51.9	104	60-140	
1,2-Dibromoethane (EDB)	ug/L	50	52.7	105	60-140	
1,2-Dichlorobenzene	ug/L	50	49.2	98	60-140	
1,2-Dichloroethane	ug/L	50	44.0	88	60-140	
1,2-Dichloropropane	ug/L	50	56.4	113	60-140	
1,3,5-Trimethylbenzene	ug/L	50	51.4	103	60-140	

Results presented on this page are in the units indicated by the "Units" column except where an alternate unit is presented to the right of the result.

REPORT OF LABORATORY ANALYSIS

This report shall not be reproduced, except in full,
without the written consent of Pace Analytical Services, LLC.

Pace Analytical Services, LLC
9800 Kincey Ave. Suite 100
Huntersville, NC 28078
(704)875-9092

QUALITY CONTROL DATA

Project: 2020-LI-2448 Incident
Pace Project No.: 92499673

LABORATORY CONTROL SAMPLE: 3030061

Parameter	Units	Spike Conc.	LCS Result	LCS % Rec	% Rec Limits	Qualifiers
1,3-Dichlorobenzene	ug/L	50	48.8	98	60-140	
1,3-Dichloropropane	ug/L	50	55.0	110	60-140	
1,4-Dichlorobenzene	ug/L	50	49.2	98	60-140	
2,2-Dichloropropane	ug/L	50	58.3	117	60-140	
2-Chlorotoluene	ug/L	50	53.3	107	60-140	
4-Chlorotoluene	ug/L	50	51.1	102	60-140	
Benzene	ug/L	50	51.5	103	60-140	
Bromobenzene	ug/L	50	48.7	97	60-140	
Bromochloromethane	ug/L	50	51.6	103	60-140	
Bromodichloromethane	ug/L	50	45.6	91	60-140	
Bromoform	ug/L	50	38.4	77	60-140	
Bromomethane	ug/L	50	39.1	78	60-140	
Carbon tetrachloride	ug/L	50	45.3	91	60-140	
Chlorobenzene	ug/L	50	50.6	101	60-140	
Chloroethane	ug/L	50	51.1	102	60-140	
Chloroform	ug/L	50	50.6	101	60-140	
Chloromethane	ug/L	50	38.7	77	60-140	
cis-1,2-Dichloroethene	ug/L	50	50.7	101	60-140	
cis-1,3-Dichloropropene	ug/L	50	55.3	111	60-140	
Dibromochloromethane	ug/L	50	50.2	100	60-140	
Dibromomethane	ug/L	50	48.4	97	60-140	
Dichlorodifluoromethane	ug/L	50	39.6	79	60-140	
Diisopropyl ether	ug/L	50	51.2	102	60-140	
Ethylbenzene	ug/L	50	48.7	97	60-140	
Hexachloro-1,3-butadiene	ug/L	50	52.8	106	60-140	
Isopropylbenzene (Cumene)	ug/L	50	50.0	100	60-140	
m&p-Xylene	ug/L	100	99.5	99	60-140	
Methyl-tert-butyl ether	ug/L	50	53.7	107	60-140	
Methylene Chloride	ug/L	50	44.7	89	60-140	
n-Butylbenzene	ug/L	50	53.8	108	60-140	
n-Propylbenzene	ug/L	50	52.2	104	60-140	
Naphthalene	ug/L	50	52.8	106	60-140	
o-Xylene	ug/L	50	50.5	101	60-140	
sec-Butylbenzene	ug/L	50	51.7	103	60-140	
Styrene	ug/L	50	50.9	102	60-140	
tert-Butylbenzene	ug/L	50	44.9	90	60-140	
Tetrachloroethene	ug/L	50	47.7	95	60-140	
Toluene	ug/L	50	49.0	98	60-140	
trans-1,2-Dichloroethene	ug/L	50	53.1	106	60-140	
trans-1,3-Dichloropropene	ug/L	50	53.5	107	60-140	
Trichloroethene	ug/L	50	50.8	102	60-140	
Trichlorofluoromethane	ug/L	50	43.4	87	60-140	
Vinyl chloride	ug/L	50	43.5	87	60-140	
1,2-Dichloroethane-d4 (S)	%			90	70-130	
4-Bromofluorobenzene (S)	%			100	70-130	
Toluene-d8 (S)	%			99	70-130	

Results presented on this page are in the units indicated by the "Units" column except where an alternate unit is presented to the right of the result.

REPORT OF LABORATORY ANALYSIS

This report shall not be reproduced, except in full,
without the written consent of Pace Analytical Services, LLC.

Pace Analytical Services, LLC
9800 Kincey Ave. Suite 100
Huntersville, NC 28078
(704)875-9092

QUALITY CONTROL DATA

Project: 2020-LI-2448 Incident
Pace Project No.: 92499673

MATRIX SPIKE & MATRIX SPIKE DUPLICATE: 3030062 3030063

Parameter	Units	92499587011 Result	MS Spike Conc.	MSD Spike Conc.	MS Result	MSD Result	MS % Rec	MSD % Rec	% Rec Limits	RPD	Qual
1,1,1,2-Tetrachloroethane	ug/L	ND	20	20	22.0	21.1	110	105	60-140	4	
1,1,1-Trichloroethane	ug/L	ND	20	20	18.6	18.5	93	92	60-140	1	
1,1,2,2-Tetrachloroethane	ug/L	ND	20	20	20.8	19.9	104	100	60-140	4	
1,1,2-Trichloroethane	ug/L	ND	20	20	18.7	15.5	93	78	60-140	19	
1,1-Dichloroethane	ug/L	ND	20	20	18.5	18.7	92	94	60-140	1	
1,1-Dichloroethene	ug/L	ND	20	20	21.0	21.4	105	107	60-140	2	
1,1-Dichloropropene	ug/L	ND	20	20	18.6	18.6	93	93	60-140	0	
1,2,3-Trichlorobenzene	ug/L	ND	20	20	21.1	20.8	106	104	60-140	2	
1,2,3-Trichloropropane	ug/L	ND	20	20	20.4	19.8	102	99	60-140	3	
1,2,4-Trichlorobenzene	ug/L	ND	20	20	21.4	20.9	107	105	60-140	2	
1,2,4-Trimethylbenzene	ug/L	1.4	20	20	23.0	21.8	108	102	60-140	6	
1,2-Dibromo-3-chloropropane	ug/L	ND	20	20	21.3	20.2	107	101	60-140	5	
1,2-Dibromoethane (EDB)	ug/L	ND	20	20	21.6	21.2	108	106	60-140	2	
1,2-Dichlorobenzene	ug/L	ND	20	20	21.1	20.7	106	104	60-140	2	
1,2-Dichloroethane	ug/L	ND	20	20	16.9	16.8	84	84	60-140	0	
1,2-Dichloropropane	ug/L	ND	20	20	19.8	18.5	99	92	60-140	7	
1,3,5-Trimethylbenzene	ug/L	ND	20	20	22.7	21.4	113	107	60-140	6	
1,3-Dichlorobenzene	ug/L	ND	20	20	21.1	20.5	106	102	60-140	3	
1,3-Dichloropropane	ug/L	ND	20	20	21.6	21.0	108	105	60-140	3	
1,4-Dichlorobenzene	ug/L	ND	20	20	20.9	20.9	104	104	60-140	0	
2,2-Dichloropropane	ug/L	ND	20	20	19.6	19.7	98	98	60-140	0	
2-Chlorotoluene	ug/L	ND	20	20	22.4	21.6	112	108	60-140	4	
4-Chlorotoluene	ug/L	ND	20	20	21.9	20.5	109	103	60-140	6	
Benzene	ug/L	1.0	20	20	21.3	21.3	101	102	60-140	0	
Bromobenzene	ug/L	ND	20	20	21.8	21.2	109	106	60-140	3	
Bromochloromethane	ug/L	ND	20	20	18.1	17.9	91	89	60-140	1	
Bromodichloromethane	ug/L	0.64	20	20	19.1	15.9	92	76	60-140	18	
Bromoform	ug/L	ND	20	20	18.6	18.7	93	94	60-140	1	
Bromomethane	ug/L	ND	20	20	16.4	17.8	82	89	60-140	8	
Carbon tetrachloride	ug/L	ND	20	20	20.2	20.9	101	105	60-140	3	
Chlorobenzene	ug/L	ND	20	20	21.9	21.4	110	107	60-140	3	
Chloroethane	ug/L	ND	20	20	18.7	18.6	94	93	60-140	1	
Chloroform	ug/L	15.8	20	20	32.1	31.4	81	78	60-140	2	
Chloromethane	ug/L	ND	20	20	14.6	14.8	73	74	60-140	2	
cis-1,2-Dichloroethene	ug/L	ND	20	20	17.4	17.2	87	86	60-140	1	
cis-1,3-Dichloropropene	ug/L	ND	20	20	19.7	16.2	98	81	60-140	19	
Dibromochloromethane	ug/L	ND	20	20	21.5	20.7	108	104	60-140	4	
Dibromomethane	ug/L	ND	20	20	20.0	18.9	100	94	60-140	6	
Dichlorodifluoromethane	ug/L	ND	20	20	14.8	14.8	74	74	60-140	0	
Diisopropyl ether	ug/L	ND	20	20	16.5	16.4	83	82	60-140	1	
Ethylbenzene	ug/L	0.88	20	20	22.6	21.8	109	104	60-140	4	
Hexachloro-1,3-butadiene	ug/L	ND	20	20	23.8	23.6	119	118	60-140	1	
Isopropylbenzene (Cumene)	ug/L	ND	20	20	22.3	21.5	112	108	60-140	4	
m&p-Xylene	ug/L	6.7	40	40	51.6	49.9	112	108	60-140	3	
Methyl-tert-butyl ether	ug/L	ND	20	20	16.8	16.6	84	83	60-140	1	
Methylene Chloride	ug/L	ND	20	20	17.3	18.0	87	90	60-140	4	

Results presented on this page are in the units indicated by the "Units" column except where an alternate unit is presented to the right of the result.

REPORT OF LABORATORY ANALYSIS

This report shall not be reproduced, except in full,
without the written consent of Pace Analytical Services, LLC.

Pace Analytical Services, LLC
9800 Kincey Ave. Suite 100
Huntersville, NC 28078
(704)875-9092

QUALITY CONTROL DATA

Project: 2020-LI-2448 Incident
Pace Project No.: 92499673

MATRIX SPIKE & MATRIX SPIKE DUPLICATE: 3030062 3030063

Parameter	Units	92499587011 Result	MS Spike Conc.	MSD Spike Conc.	MS Result	MSD Result	MS % Rec	MSD % Rec	% Rec Limits	RPD	Qual
n-Butylbenzene	ug/L	ND	20	20	21.7	21.1	108	105	60-140	3	
n-Propylbenzene	ug/L	ND	20	20	22.8	21.2	114	106	60-140	7	
Naphthalene	ug/L	ND	20	20	20.9	20.2	103	99	60-140	3	
o-Xylene	ug/L	3.7	20	20	25.3	24.6	108	105	60-140	3	
sec-Butylbenzene	ug/L	ND	20	20	22.6	21.2	113	106	60-140	6	
Styrene	ug/L	ND	20	20	21.2	21.1	106	106	60-140	0	
tert-Butylbenzene	ug/L	ND	20	20	19.8	18.8	99	94	60-140	5	
Tetrachloroethene	ug/L	ND	20	20	20.6	21.1	103	106	60-140	3	
Toluene	ug/L	6.2	20	20	25.1	20.7	95	72	60-140	19	
trans-1,2-Dichloroethene	ug/L	ND	20	20	19.0	19.1	95	95	60-140	0	
trans-1,3-Dichloropropene	ug/L	ND	20	20	18.8	15.6	94	78	60-140	19	
Trichloroethene	ug/L	ND	20	20	20.7	20.5	104	103	60-140	1	
Trichlorofluoromethane	ug/L	ND	20	20	17.5	17.8	88	89	60-140	1	
Vinyl chloride	ug/L	ND	20	20	16.9	16.8	84	84	60-140	1	
1,2-Dichloroethane-d4 (S)	%						92	96	70-130		
4-Bromofluorobenzene (S)	%						98	97	70-130		
Toluene-d8 (S)	%						94	79	70-130		

Results presented on this page are in the units indicated by the "Units" column except where an alternate unit is presented to the right of the result.

REPORT OF LABORATORY ANALYSIS

This report shall not be reproduced, except in full,
without the written consent of Pace Analytical Services, LLC.

Pace Analytical Services, LLC
9800 Kincey Ave. Suite 100
Huntersville, NC 28078
(704)875-9092

QUALITY CONTROL DATA

Project: 2020-LI-2448 Incident
Pace Project No.: 92499673

QC Batch: 572111
QC Batch Method: SM 6200B
Analysis Method: SM 6200B
Analysis Description: 6200B MSV
Laboratory: Pace Analytical Services - Charlotte

Associated Lab Samples: 92499673001

METHOD BLANK: 3030108 Matrix: Water
Associated Lab Samples: 92499673001

Parameter	Units	Blank Result	Reporting Limit	Analyzed	Qualifiers
1,1,1,2-Tetrachloroethane	ug/L	ND	0.50	10/09/20 10:15	
1,1,1-Trichloroethane	ug/L	ND	0.50	10/09/20 10:15	
1,1,2,2-Tetrachloroethane	ug/L	ND	0.50	10/09/20 10:15	
1,1,2-Trichloroethane	ug/L	ND	0.50	10/09/20 10:15	
1,1-Dichloroethane	ug/L	ND	0.50	10/09/20 10:15	
1,1-Dichloroethene	ug/L	ND	0.50	10/09/20 10:15	
1,1-Dichloropropene	ug/L	ND	0.50	10/09/20 10:15	
1,2,3-Trichlorobenzene	ug/L	ND	2.0	10/09/20 10:15	
1,2,3-Trichloropropane	ug/L	ND	0.50	10/09/20 10:15	
1,2,4-Trichlorobenzene	ug/L	ND	2.0	10/09/20 10:15	
1,2,4-Trimethylbenzene	ug/L	ND	0.50	10/09/20 10:15	
1,2-Dibromo-3-chloropropane	ug/L	ND	1.0	10/09/20 10:15	
1,2-Dibromoethane (EDB)	ug/L	ND	0.50	10/09/20 10:15	
1,2-Dichlorobenzene	ug/L	ND	0.50	10/09/20 10:15	
1,2-Dichloroethane	ug/L	ND	0.50	10/09/20 10:15	
1,2-Dichloropropane	ug/L	ND	0.50	10/09/20 10:15	
1,3,5-Trimethylbenzene	ug/L	ND	0.50	10/09/20 10:15	
1,3-Dichlorobenzene	ug/L	ND	0.50	10/09/20 10:15	
1,3-Dichloropropane	ug/L	ND	0.50	10/09/20 10:15	
1,4-Dichlorobenzene	ug/L	ND	0.50	10/09/20 10:15	
2,2-Dichloropropane	ug/L	ND	0.50	10/09/20 10:15	
2-Chlorotoluene	ug/L	ND	0.50	10/09/20 10:15	
4-Chlorotoluene	ug/L	ND	0.50	10/09/20 10:15	
Benzene	ug/L	ND	0.50	10/09/20 10:15	
Bromobenzene	ug/L	ND	0.50	10/09/20 10:15	
Bromochloromethane	ug/L	ND	0.50	10/09/20 10:15	
Bromodichloromethane	ug/L	ND	0.50	10/09/20 10:15	
Bromoform	ug/L	ND	0.50	10/09/20 10:15	
Bromomethane	ug/L	ND	5.0	10/09/20 10:15	
Carbon tetrachloride	ug/L	ND	0.50	10/09/20 10:15	
Chlorobenzene	ug/L	ND	0.50	10/09/20 10:15	
Chloroethane	ug/L	ND	1.0	10/09/20 10:15	
Chloroform	ug/L	ND	0.50	10/09/20 10:15	
Chloromethane	ug/L	ND	1.0	10/09/20 10:15	
cis-1,2-Dichloroethene	ug/L	ND	0.50	10/09/20 10:15	
cis-1,3-Dichloropropene	ug/L	ND	0.50	10/09/20 10:15	
Dibromochloromethane	ug/L	ND	0.50	10/09/20 10:15	
Dibromomethane	ug/L	ND	0.50	10/09/20 10:15	
Dichlorodifluoromethane	ug/L	ND	0.50	10/09/20 10:15	
Diisopropyl ether	ug/L	ND	0.50	10/09/20 10:15	

Results presented on this page are in the units indicated by the "Units" column except where an alternate unit is presented to the right of the result.

REPORT OF LABORATORY ANALYSIS

This report shall not be reproduced, except in full,
without the written consent of Pace Analytical Services, LLC.

Pace Analytical Services, LLC
9800 Kincey Ave. Suite 100
Huntersville, NC 28078
(704)875-9092

QUALITY CONTROL DATA

Project: 2020-LI-2448 Incident
Pace Project No.: 92499673

METHOD BLANK: 3030108 Matrix: Water
Associated Lab Samples: 92499673001

Parameter	Units	Blank Result	Reporting Limit	Analyzed	Qualifiers
Ethylbenzene	ug/L	ND	0.50	10/09/20 10:15	
Hexachloro-1,3-butadiene	ug/L	ND	2.0	10/09/20 10:15	
Isopropylbenzene (Cumene)	ug/L	ND	0.50	10/09/20 10:15	
m&p-Xylene	ug/L	ND	1.0	10/09/20 10:15	
Methyl-tert-butyl ether	ug/L	ND	0.50	10/09/20 10:15	
Methylene Chloride	ug/L	ND	2.0	10/09/20 10:15	
n-Butylbenzene	ug/L	ND	0.50	10/09/20 10:15	
n-Propylbenzene	ug/L	ND	0.50	10/09/20 10:15	
Naphthalene	ug/L	ND	2.0	10/09/20 10:15	
o-Xylene	ug/L	ND	0.50	10/09/20 10:15	
sec-Butylbenzene	ug/L	ND	0.50	10/09/20 10:15	
Styrene	ug/L	ND	0.50	10/09/20 10:15	
tert-Butylbenzene	ug/L	ND	0.50	10/09/20 10:15	
Tetrachloroethene	ug/L	ND	0.50	10/09/20 10:15	
Toluene	ug/L	ND	0.50	10/09/20 10:15	
trans-1,2-Dichloroethene	ug/L	ND	0.50	10/09/20 10:15	
trans-1,3-Dichloropropene	ug/L	ND	0.50	10/09/20 10:15	
Trichloroethene	ug/L	ND	0.50	10/09/20 10:15	
Trichlorofluoromethane	ug/L	ND	1.0	10/09/20 10:15	
Vinyl chloride	ug/L	ND	1.0	10/09/20 10:15	
1,2-Dichloroethane-d4 (S)	%	86	70-130	10/09/20 10:15	
4-Bromofluorobenzene (S)	%	97	70-130	10/09/20 10:15	
Toluene-d8 (S)	%	96	70-130	10/09/20 10:15	

LABORATORY CONTROL SAMPLE: 3030109

Parameter	Units	Spike Conc.	LCS Result	LCS % Rec	% Rec Limits	Qualifiers
1,1,1,2-Tetrachloroethane	ug/L	50	50.7	101	60-140	
1,1,1-Trichloroethane	ug/L	50	43.1	86	60-140	
1,1,2,2-Tetrachloroethane	ug/L	50	50.7	101	60-140	
1,1,2-Trichloroethane	ug/L	50	45.5	91	60-140	
1,1-Dichloroethane	ug/L	50	41.1	82	60-140	
1,1-Dichloroethene	ug/L	50	42.6	85	60-140	
1,1-Dichloropropene	ug/L	50	43.0	86	60-140	
1,2,3-Trichlorobenzene	ug/L	50	51.5	103	60-140	
1,2,3-Trichloropropane	ug/L	50	52.0	104	60-140	
1,2,4-Trichlorobenzene	ug/L	50	52.3	105	60-140	
1,2,4-Trimethylbenzene	ug/L	50	47.5	95	60-140	
1,2-Dibromo-3-chloropropane	ug/L	50	52.2	104	60-140	
1,2-Dibromoethane (EDB)	ug/L	50	50.2	100	60-140	
1,2-Dichlorobenzene	ug/L	50	50.4	101	60-140	
1,2-Dichloroethane	ug/L	50	39.6	79	60-140	
1,2-Dichloropropane	ug/L	50	46.4	93	60-140	
1,3,5-Trimethylbenzene	ug/L	50	48.3	97	60-140	

Results presented on this page are in the units indicated by the "Units" column except where an alternate unit is presented to the right of the result.

REPORT OF LABORATORY ANALYSIS

This report shall not be reproduced, except in full,
without the written consent of Pace Analytical Services, LLC.

Pace Analytical Services, LLC
9800 Kincey Ave. Suite 100
Huntersville, NC 28078
(704)875-9092

QUALITY CONTROL DATA

Project: 2020-LI-2448 Incident
Pace Project No.: 92499673

LABORATORY CONTROL SAMPLE: 3030109

Parameter	Units	Spike Conc.	LCS Result	LCS % Rec	% Rec Limits	Qualifiers
1,3-Dichlorobenzene	ug/L	50	48.8	98	60-140	
1,3-Dichloropropane	ug/L	50	49.7	99	60-140	
1,4-Dichlorobenzene	ug/L	50	49.4	99	60-140	
2,2-Dichloropropane	ug/L	50	44.9	90	60-140	
2-Chlorotoluene	ug/L	50	50.8	102	60-140	
4-Chlorotoluene	ug/L	50	48.6	97	60-140	
Benzene	ug/L	50	46.6	93	60-140	
Bromobenzene	ug/L	50	47.6	95	60-140	
Bromochloromethane	ug/L	50	41.8	84	60-140	
Bromodichloromethane	ug/L	50	44.5	89	60-140	
Bromoform	ug/L	50	47.6	95	60-140	
Bromomethane	ug/L	50	34.4	69	60-140	
Carbon tetrachloride	ug/L	50	46.0	92	60-140	
Chlorobenzene	ug/L	50	50.0	100	60-140	
Chloroethane	ug/L	50	30.1	60	60-140	
Chloroform	ug/L	50	44.3	89	60-140	
Chloromethane	ug/L	50	31.9	64	60-140	
cis-1,2-Dichloroethene	ug/L	50	39.1	78	60-140	
cis-1,3-Dichloropropene	ug/L	50	48.3	97	60-140	
Dibromochloromethane	ug/L	50	50.1	100	60-140	
Dibromomethane	ug/L	50	46.3	93	60-140	
Dichlorodifluoromethane	ug/L	50	32.6	65	60-140	
Diisopropyl ether	ug/L	50	37.2	74	60-140	
Ethylbenzene	ug/L	50	49.2	98	60-140	
Hexachloro-1,3-butadiene	ug/L	50	52.6	105	60-140	
Isopropylbenzene (Cumene)	ug/L	50	50.6	101	60-140	
m&p-Xylene	ug/L	100	101	101	60-140	
Methyl-tert-butyl ether	ug/L	50	39.6	79	60-140	
Methylene Chloride	ug/L	50	38.4	77	60-140	
n-Butylbenzene	ug/L	50	51.2	102	60-140	
n-Propylbenzene	ug/L	50	48.6	97	60-140	
Naphthalene	ug/L	50	52.7	105	60-140	
o-Xylene	ug/L	50	49.4	99	60-140	
sec-Butylbenzene	ug/L	50	48.9	98	60-140	
Styrene	ug/L	50	51.2	102	60-140	
tert-Butylbenzene	ug/L	50	41.9	84	60-140	
Tetrachloroethene	ug/L	50	46.1	92	60-140	
Toluene	ug/L	50	45.9	92	60-140	
trans-1,2-Dichloroethene	ug/L	50	41.0	82	60-140	
trans-1,3-Dichloropropene	ug/L	50	47.6	95	60-140	
Trichloroethene	ug/L	50	46.6	93	60-140	
Trichlorofluoromethane	ug/L	50	34.0	68	60-140	
Vinyl chloride	ug/L	50	35.8	72	60-140	
1,2-Dichloroethane-d4 (S)	%			86	70-130	
4-Bromofluorobenzene (S)	%			103	70-130	
Toluene-d8 (S)	%			97	70-130	

Results presented on this page are in the units indicated by the "Units" column except where an alternate unit is presented to the right of the result.

REPORT OF LABORATORY ANALYSIS

This report shall not be reproduced, except in full,
without the written consent of Pace Analytical Services, LLC.

Pace Analytical Services, LLC
9800 Kincey Ave. Suite 100
Huntersville, NC 28078
(704)875-9092

QUALITY CONTROL DATA

Project: 2020-LI-2448 Incident
Pace Project No.: 92499673

MATRIX SPIKE & MATRIX SPIKE DUPLICATE: 3030110 3030111

Parameter	Units	92499587017 Result	MS Spike Conc.	MSD Spike Conc.	MS Result	MSD Result	MS % Rec	MSD % Rec	% Rec Limits	RPD	Qual
1,1,1,2-Tetrachloroethane	ug/L	ND	20	20	21.0	21.0	105	105	60-140	0	
1,1,1-Trichloroethane	ug/L	ND	20	20	18.8	18.8	94	94	60-140	0	
1,1,2,2-Tetrachloroethane	ug/L	ND	20	20	19.8	20.4	99	102	60-140	3	
1,1,2-Trichloroethane	ug/L	ND	20	20	14.8	18.2	74	91	60-140	21	
1,1-Dichloroethane	ug/L	ND	20	20	18.4	18.3	92	91	60-140	1	
1,1-Dichloroethene	ug/L	ND	20	20	20.5	20.9	102	104	60-140	2	
1,1-Dichloropropene	ug/L	ND	20	20	18.7	18.3	94	92	60-140	2	
1,2,3-Trichlorobenzene	ug/L	ND	20	20	18.4	19.8	92	99	60-140	7	
1,2,3-Trichloropropane	ug/L	ND	20	20	19.4	20.7	97	104	60-140	7	
1,2,4-Trichlorobenzene	ug/L	ND	20	20	18.9	20.2	94	101	60-140	7	
1,2,4-Trimethylbenzene	ug/L	ND	20	20	19.5	20.6	98	103	60-140	5	
1,2-Dibromo-3-chloropropane	ug/L	ND	20	20	19.6	20.1	98	100	60-140	2	
1,2-Dibromoethane (EDB)	ug/L	ND	20	20	21.0	21.0	105	105	60-140	0	
1,2-Dichlorobenzene	ug/L	ND	20	20	19.6	20.6	98	103	60-140	5	
1,2-Dichloroethane	ug/L	ND	20	20	16.9	17.0	85	85	60-140	1	
1,2-Dichloropropane	ug/L	ND	20	20	19.4	19.6	97	98	60-140	1	
1,3,5-Trimethylbenzene	ug/L	ND	20	20	20.2	21.4	101	107	60-140	6	
1,3-Dichlorobenzene	ug/L	ND	20	20	19.5	20.3	97	101	60-140	4	
1,3-Dichloropropane	ug/L	ND	20	20	21.1	21.4	105	107	60-140	2	
1,4-Dichlorobenzene	ug/L	ND	20	20	19.5	20.8	98	104	60-140	6	
2,2-Dichloropropane	ug/L	ND	20	20	19.2	19.1	96	95	60-140	1	
2-Chlorotoluene	ug/L	ND	20	20	21.4	22.2	107	111	60-140	4	
4-Chlorotoluene	ug/L	ND	20	20	19.7	20.7	98	104	60-140	5	
Benzene	ug/L	ND	20	20	19.7	19.9	99	99	60-140	1	
Bromobenzene	ug/L	ND	20	20	20.6	21.2	103	106	60-140	3	
Bromochloromethane	ug/L	ND	20	20	17.5	17.6	87	88	60-140	1	
Bromodichloromethane	ug/L	4.1	20	20	22.3	22.9	91	94	60-140	3	
Bromoform	ug/L	ND	20	20	18.5	17.7	93	88	60-140	5	
Bromomethane	ug/L	ND	20	20	11.8	15.4	59	77	60-140	26	M1
Carbon tetrachloride	ug/L	ND	20	20	20.2	19.8	101	99	60-140	2	
Chlorobenzene	ug/L	ND	20	20	21.3	21.2	106	106	60-140	1	
Chloroethane	ug/L	ND	20	20	19.1	18.4	96	92	60-140	4	
Chloroform	ug/L	15.2	20	20	33.9	34.5	94	96	60-140	2	
Chloromethane	ug/L	ND	20	20	13.8	13.3	69	66	60-140	4	
cis-1,2-Dichloroethene	ug/L	ND	20	20	17.2	17.2	86	86	60-140	0	
cis-1,3-Dichloropropene	ug/L	ND	20	20	18.8	19.5	94	98	60-140	4	
Dibromochloromethane	ug/L	1.3	20	20	22.4	22.4	106	105	60-140	0	
Dibromomethane	ug/L	ND	20	20	19.2	19.4	96	97	60-140	1	
Dichlorodifluoromethane	ug/L	ND	20	20	14.0	13.6	70	68	60-140	2	
Diisopropyl ether	ug/L	ND	20	20	16.4	16.2	82	81	60-140	1	
Ethylbenzene	ug/L	ND	20	20	20.7	20.9	104	105	60-140	1	
Hexachloro-1,3-butadiene	ug/L	ND	20	20	21.3	21.6	107	108	60-140	2	
Isopropylbenzene (Cumene)	ug/L	ND	20	20	21.1	21.3	106	107	60-140	1	
m&p-Xylene	ug/L	ND	40	40	42.7	42.7	107	107	60-140	0	
Methyl-tert-butyl ether	ug/L	ND	20	20	16.7	16.8	83	84	60-140	1	
Methylene Chloride	ug/L	ND	20	20	17.3	17.8	86	89	60-140	3	

Results presented on this page are in the units indicated by the "Units" column except where an alternate unit is presented to the right of the result.

REPORT OF LABORATORY ANALYSIS

This report shall not be reproduced, except in full,
without the written consent of Pace Analytical Services, LLC.

Pace Analytical Services, LLC
9800 Kincey Ave. Suite 100
Huntersville, NC 28078
(704)875-9092

QUALITY CONTROL DATA

Project: 2020-LI-2448 Incident
Pace Project No.: 92499673

MATRIX SPIKE & MATRIX SPIKE DUPLICATE: 3030110 3030111

Parameter	Units	92499587017 Result	MS Spike Conc.	MSD Spike Conc.	MS Result	MSD Result	MS % Rec	MSD % Rec	% Rec Limits	RPD	Qual
n-Butylbenzene	ug/L	ND	20	20	19.6	20.9	98	105	60-140	7	
n-Propylbenzene	ug/L	ND	20	20	20.2	21.7	101	109	60-140	7	
Naphthalene	ug/L	ND	20	20	17.6	19.4	88	97	60-140	10	
o-Xylene	ug/L	ND	20	20	21.1	21.1	105	105	60-140	0	
sec-Butylbenzene	ug/L	ND	20	20	20.2	21.7	101	109	60-140	7	
Styrene	ug/L	ND	20	20	20.2	20.4	101	102	60-140	1	
tert-Butylbenzene	ug/L	ND	20	20	17.9	18.9	90	95	60-140	5	
Tetrachloroethene	ug/L	ND	20	20	21.6	19.9	108	100	60-140	8	
Toluene	ug/L	ND	20	20	18.7	19.4	92	95	60-140	4	
trans-1,2-Dichloroethene	ug/L	ND	20	20	18.7	18.8	94	94	60-140	0	
trans-1,3-Dichloropropene	ug/L	ND	20	20	14.5	18.9	73	94	60-140	26	
Trichloroethene	ug/L	ND	20	20	19.9	20.3	100	101	60-140	2	
Trichlorofluoromethane	ug/L	ND	20	20	17.4	17.5	87	88	60-140	1	
Vinyl chloride	ug/L	ND	20	20	16.3	15.9	81	79	60-140	2	
1,2-Dichloroethane-d4 (S)	%						89	97	70-130		
4-Bromofluorobenzene (S)	%						97	98	70-130		
Toluene-d8 (S)	%						91	95	70-130		

Results presented on this page are in the units indicated by the "Units" column except where an alternate unit is presented to the right of the result.

REPORT OF LABORATORY ANALYSIS

This report shall not be reproduced, except in full,
without the written consent of Pace Analytical Services, LLC.

Pace Analytical Services, LLC
9800 Kincey Ave. Suite 100
Huntersville, NC 28078
(704)875-9092

QUALIFIERS

Project: 2020-LI-2448 Incident
Pace Project No.: 92499673

DEFINITIONS

DF - Dilution Factor, if reported, represents the factor applied to the reported data due to dilution of the sample aliquot.

ND - Not Detected at or above adjusted reporting limit.

TNTC - Too Numerous To Count

J - Estimated concentration above the adjusted method detection limit and below the adjusted reporting limit.

MDL - Adjusted Method Detection Limit.

PQL - Practical Quantitation Limit.

RL - Reporting Limit - The lowest concentration value that meets project requirements for quantitative data with known precision and bias for a specific analyte in a specific matrix.

S - Surrogate

1,2-Diphenylhydrazine decomposes to and cannot be separated from Azobenzene using Method 8270. The result for each analyte is a combined concentration.

Consistent with EPA guidelines, unrounded data are displayed and have been used to calculate % recovery and RPD values.

LCS(D) - Laboratory Control Sample (Duplicate)

MS(D) - Matrix Spike (Duplicate)

DUP - Sample Duplicate

RPD - Relative Percent Difference

NC - Not Calculable.

SG - Silica Gel - Clean-Up

U - Indicates the compound was analyzed for, but not detected.

Acid preservation may not be appropriate for 2 Chloroethylvinyl ether.

A separate vial preserved to a pH of 4-5 is recommended in SW846 Chapter 4 for the analysis of Acrolein and Acrylonitrile by EPA Method 8260.

N-Nitrosodiphenylamine decomposes and cannot be separated from Diphenylamine using Method 8270. The result reported for each analyte is a combined concentration.

Pace Analytical is TNI accredited. Contact your Pace PM for the current list of accredited analytes.

TNI - The NELAC Institute.

ANALYTE QUALIFIERS

M1	Matrix spike recovery exceeded QC limits. Batch accepted based on laboratory control sample (LCS) recovery.
P8	Analyte was detected in the method blank. All associated samples had concentrations of at least ten times greater than the blank or were below the reporting limit.

This report shall not be reproduced, except in full,
without the written consent of Pace Analytical Services, LLC.

Pace Analytical Services, LLC
9800 Kincey Ave. Suite 100
Huntersville, NC 28078
(704)875-9092

QUALITY CONTROL DATA CROSS REFERENCE TABLE

Project: 2020-LI-2448 Incident
Pace Project No.: 92499673

Lab ID	Sample ID	QC Batch Method	QC Batch	Analytical Method	Analytical Batch
92499673001	**DUP-1**	MADEPV	1557958	MADEP VPH	1557958
92499673003	**FB-1**	MADEPV	1557958	MADEP VPH	1557958
92499673001	**DUP-1**	EPA 3010A	572009	EPA 6010D	572041
92499673003	**FB-1**	EPA 3010A	572009	EPA 6010D	572041
92499673001	**DUP-1**	SM 6200B	572111		
92499673002	**TRIP BLANK**	SM 6200B	572098		
92499673003	**FB-1**	SM 6200B	572098		

This report shall not be reproduced, except in full,
without the written consent of Pace Analytical Services, LLC.

WO# : 92499673

92499673

CHAIN-OF-CUSTODY Analytical Request Document

Pace Analytical

Chain-of-Custody is a LEGAL DOCUMENT - Complete all relevent fields

LAB US... Number or

Company: Apex Companies	Billing Information:
Address:	
Report To: Andrew Street	Email To: Andrew.Street@apexcos.com
Copy To:	Site Collection Info/Address:
Customer Project Name/Number: 2020-LI-2448 Incident	State: NJ County/City: Hunterdon Time Zone Collected: [ ] PT [ ] MT [ ] CT [ ] ET
Phone: Email:	Site/Facility ID #: Compliance Monitoring? [ ] Yes [ ] No
Collected By (print): Naomi Fretz	Purchase Order #: Quote #: DW PWS ID #: DW Location Code:
Collected By (signature): Naomi Fretz	Turnaround Date Required: ASAP Immediately Packed on Ice: [ ] Yes [ ] No
Sample Disposal: [ ] Dispose as appropriate [ ] Return [ ] Archive: [ ] Hold:	Rush: [ ] Same Day [ ] Next Day [ ] 2 Day [ ] 3 Day [ ] 4 Day [ ] 5 Day (Expedite Charges Apply) Field Filtered (if applicable): [ ] Yes [ ] No Analysis:

Container Preservative Type **

Lab Project Manager:

** Preservative Types: (1) nitric acid, (2) sulfuric acid, (3) hydrochloric acid, (4) sodium hydroxide, (5) zinc acetate, (6) methanol, (7) sodium bisulfate, (8) sodium thiosulfate, (9) hexane, (A) ascorbic acid, (B) ammonium sulfate, (C) ammonium hydroxide, (D) TSP, (U) Unpreserved, (O) Other _____

* Matrix Codes (Insert in Matrix box below): Drinking Water (DW), Ground Water (GW), Wastewater (WW), Product (P), Soil/Solid (SL), Oil (OL), Wipe (WP), Air (AR), Tissue (TS), Bioassay (B), Vapor (V), Other (OT)

Customer Sample ID	Matrix *	Comp / Grab	Collected (or Composite Start) Date	Collected (or Composite Start) Time	Composite End Date	Composite End Time	Res Cl	# of Ctns	Analyses: VOCs 6200B	MADEP VPH	Lead	Lab Sample # / Comments
DUP-1	DW	G	10/8/20					8	X	X	X	92499673 001
Trip Blank	OT	G						2	X			002
FB-1	OT	G	↓					8	X	X	X	003

Lab Profile/Line:

Lab Sample Receipt Checklist:

Custody Seals Present/Intact	Y N NA
Custody Signatures Present	Y N NA
Collector Signature Present	Y N NA
Bottles Intact	Y N NA
Correct Bottles	Y N NA
Sufficient Volume	Y N NA
Samples Received on Ice	Y N NA
VOA - Headspace Acceptable	Y N NA
USDA Regulated Soils	Y N NA
Samples in Holding Time	Y N NA
Residual Chlorine Present	Y N NA
Cl Strips:	
Sample pH Acceptable	Y N NA
pH Strips:	
Sulfide Present	Y N NA
Lead Acetate Strips:	

LAB USE ONLY:

Customer Remarks / Special Conditions / Possible Hazards:

Type of Ice Used: Wet Blue Dry None

Packing Material Used:

Radchem sample(s) screened (<500 cpm): Y N NA

SHORT HOLDS PRESENT (<72 hours): Y N N/A

Lab Tracking #: 2560440

Samples received via: FEDEX UPS Client Courier Pace Courier

Lab Sample Temperature Info:

Temp Blank Received: Y N NA

Therm ID#: 91061

Cooler 1 Temp Upon Receipt: 5.1 oC

Cooler 1 Therm Corr. Factor: 0.0 oC

Cooler 1 Corrected Temp: 5.1 oC

Comments:

Relinquished by/Company: (Signature)	Date/Time:	Received by/Company: (Signature)	Date/Time:
Naomi Fretz / Apex	10/8/20 1754	PACE HCL	10/8/20 1759
Relinquished by/Company: (Signature)	Date/Time:	Received by/Company: (Signature)	Date/Time:
Relinquished by/Company: (Signature)	Date/Time:	Received by/Company: (Signature)	Date/Time:

MTJL LAB USE ONLY

Table #:

Acctnum:

Template:

Prelogin:

PM:

PB:

Trip Blank Received: Y N NA

HCL MeOH TSP Other

Non Conformance(s): YES / NO

Page: _____ of: _____

Pace Analytical Services, LLC
9800 Kincey Ave. Suite 100
Huntersville, NC 28078
(704)875-9092

October 19, 2020

Andrew Street
Apex Companies - NC
5900 Northwoods Business Pkwy
Suite 5900-0
Charlotte, NC 28269

RE: Project: 2020-LI-2448 Incident
Pace Project No.: 92500718

Dear Andrew Street:

Enclosed are the analytical results for sample(s) received by the laboratory on October 15, 2020. The results relate only to the samples included in this report. Results reported herein conform to the applicable TNI/NELAC Standards and the laboratory's Quality Manual, where applicable, unless otherwise noted in the body of the report.

The test results provided in this final report were generated by each of the following laboratories within the Pace Network:

- Pace National - Mt. Juliet
- Pace Analytical Services - Asheville
- Pace Analytical Services - Charlotte

If you have any questions concerning this report, please feel free to contact me.

Sincerely,

Angela M. Baioni

Angela Baioni
angela.baioni@pacelabs.com
(704)875-9092
Project Manager

Enclosures

cc: J Culbreath, Colonial Pipeline Company
Robert Hughes, Colonial Pipeline
Margaret King, APEX Companies, LLC
Emily Little, Apex Companies
Jeff Morrison, Colonial Pipeline Company
Tom Naumann, APEX Companies - NC
Joe Nicolette, Montrose-EPS
Christopher Schultz, Apex Companies
Alex Testoff, Montrose-EPS
Michael Verdon, Colonial Pipeline Company
JM Wyatt, Colonial Pipeline Company

This report shall not be reproduced, except in full,
without the written consent of Pace Analytical Services, LLC.

Pace Analytical Services, LLC
9800 Kincey Ave. Suite 100
Huntersville, NC 28078
(704)875-9092

CERTIFICATIONS

Project: 2020-LI-2448 Incident
Pace Project No.: 92500718

Pace Analytical Services National
12065 Lebanon Road, Mt. Juliet, TN 37122
Alabama Certification #: 40660
Alaska Certification 17-026
Arizona Certification #: AZ0612
Arkansas Certification #: 88-0469
California Certification #: 2932
Canada Certification #: 1461.01
Colorado Certification #: TN00003
Connecticut Certification #: PH-0197
DOD Certification: #1461.01
EPA# TN00003
Florida Certification #: E87487
Georgia DW Certification #: 923
Georgia Certification: NELAP
Idaho Certification #: TN00003
Illinois Certification #: 200008
Indiana Certification #: C-TN-01
Iowa Certification #: 364
Kansas Certification #: E-10277
Kentucky UST Certification #: 16
Kentucky Certification #: 90010
Louisiana Certification #: AI30792
Louisiana DW Certification #: LA180010
Maine Certification #: TN0002
Maryland Certification #: 324
Massachusetts Certification #: M-TN003
Michigan Certification #: 9958
Minnesota Certification #: 047-999-395
Mississippi Certification #: TN00003
Missouri Certification #: 340
Montana Certification #: CERT0086
Nebraska Certification #: NE-OS-15-05
Nevada Certification #: TN-03-2002-34
New Hampshire Certification #: 2975
New Jersey Certification #: TN002
New Mexico DW Certification
New York Certification #: 11742
North Carolina Aquatic Toxicity Certification #: 41
North Carolina Drinking Water Certification #: 21704
North Carolina Environmental Certificate #: 375
North Dakota Certification #: R-140
Ohio VAP Certification #: CL0069
Oklahoma Certification #: 9915
Oregon Certification #: TN200002
Pennsylvania Certification #: 68-02979
Rhode Island Certification #: LAO00356
South Carolina Certification #: 84004
South Dakota Certification
Tennessee DW/Chem/Micro Certification #: 2006
Texas Mold Certification #: LAB0152
Texas Certification #: T 104704245-17-14
USDA Soil Permit #: P330-15-00234
Utah Certification #: TN00003
Vermont Dept. of Health: ID# VT-2006
Virginia Certification #: VT2006
Virginia Certification #: 460132
Washington Certification #: C847
West Virginia Certification #: 233
Wisconsin Certification #: 998093910
Wyoming UST Certification #: via A2LA 2926.01
A2LA-ISO 17025 Certification #: 1461.01
A2LA-ISO 17025 Certification #: 1461.02
AIHA-LAP/LLC EMLAP Certification #:100789

Pace Analytical Services Charlotte
9800 Kincey Ave. Ste 100, Huntersville, NC 28078
Louisiana/NELAP Certification # LA170028
North Carolina Drinking Water Certification #: 37706
North Carolina Field Services Certification #: 5342
North Carolina Wastewater Certification #: 12
South Carolina Certification #: 99006001
Florida/NELAP Certification #: E87627
Kentucky UST Certification #: 84
Virginia/VELAP Certification #: 460221

Pace Analytical Services Asheville
2225 Riverside Drive, Asheville, NC 28804
Florida/NELAP Certification #: E87648
Massachusetts Certification #: M-NC030
North Carolina Drinking Water Certification #: 37712
North Carolina Wastewater Certification #: 40
South Carolina Certification #: 99030001
Virginia/VELAP Certification #: 460222

REPORT OF LABORATORY ANALYSIS

This report shall not be reproduced, except in full,
without the written consent of Pace Analytical Services, LLC.

Pace Analytical Services, LLC
9800 Kincey Ave. Suite 100
Huntersville, NC 28078
(704)875-9092

SAMPLE ANALYTE COUNT

Project: 2020-LI-2448 Incident
Pace Project No.: 92500718

Lab ID	Sample ID	Method	Analysts	Analytes Reported	Laboratory
92500718001	**13926A_HC_RD_20201015**	MADEP VPH	ACG	6	PAN
		EPA 6010D	SH1	1	PASI-A
		SM 6200B	SAS	63	PASI-C

PAN = Pace National - Mt. Juliet
PASI-A = Pace Analytical Services - Asheville
PASI-C = Pace Analytical Services - Charlotte

This report shall not be reproduced, except in full,
without the written consent of Pace Analytical Services, LLC.

Pace Analytical Services, LLC
9800 Kincey Ave. Suite 100
Huntersville, NC 28078
(704)875-9092

ANALYTICAL RESULTS

Project: 2020-LI-2448 Incident
Pace Project No.: 92500718

Sample: 13926A_HC_RD_20201015 **Lab ID: 92500718001** Collected: 10/15/20 11:25 Received: 10/15/20 16:40 Matrix: Water

Parameters	Results	Units	Report Limit	DF	Prepared	Analyzed	CAS No.	Qual
MADEPV	Analytical Method: MADEP VPH Preparation Method: MADEPV Pace National - Mt. Juliet							
Aliphatic (C05-C08)	ND	ug/L	100	1	10/18/20 20:01	10/18/20 20:01		
Aliphatic (C09-C12)	ND	ug/L	100	1	10/18/20 20:01	10/18/20 20:01		
Aromatic (C09-C10),Unadjusted	ND	ug/L	100	1	10/18/20 20:01	10/18/20 20:01	TPHC9C10A	
Total VPH	ND	ug/L	100	1	10/18/20 20:01	10/18/20 20:01	VPH	
Surrogates								
2,5-Dibromotoluene (FID)	95.0	%	70.0-130	1	10/18/20 20:01	10/18/20 20:01	615-59-8FID	
2,5-Dibromotoluene (PID)	94.1	%	70.0-130	1	10/18/20 20:01	10/18/20 20:01	615-59-8PID	
6010 MET ICP	Analytical Method: EPA 6010D Preparation Method: EPA 3010A Pace Analytical Services - Asheville							
Lead	ND	ug/L	5.0	1	10/16/20 01:32	10/16/20 17:07	7439-92-1	
6200B MSV	Analytical Method: SM 6200B Pace Analytical Services - Charlotte							
Benzene	ND	ug/L	0.50	1		10/16/20 11:09	71-43-2	
Bromobenzene	ND	ug/L	0.50	1		10/16/20 11:09	108-86-1	
Bromochloromethane	ND	ug/L	0.50	1		10/16/20 11:09	74-97-5	
Bromodichloromethane	ND	ug/L	0.50	1		10/16/20 11:09	75-27-4	
Bromoform	ND	ug/L	0.50	1		10/16/20 11:09	75-25-2	
Bromomethane	ND	ug/L	5.0	1		10/16/20 11:09	74-83-9	
n-Butylbenzene	ND	ug/L	0.50	1		10/16/20 11:09	104-51-8	
sec-Butylbenzene	ND	ug/L	0.50	1		10/16/20 11:09	135-98-8	
tert-Butylbenzene	ND	ug/L	0.50	1		10/16/20 11:09	98-06-6	
Carbon tetrachloride	ND	ug/L	0.50	1		10/16/20 11:09	56-23-5	
Chlorobenzene	ND	ug/L	0.50	1		10/16/20 11:09	108-90-7	
Chloroethane	ND	ug/L	1.0	1		10/16/20 11:09	75-00-3	
Chloroform	ND	ug/L	0.50	1		10/16/20 11:09	67-66-3	
Chloromethane	ND	ug/L	1.0	1		10/16/20 11:09	74-87-3	
2-Chlorotoluene	ND	ug/L	0.50	1		10/16/20 11:09	95-49-8	
4-Chlorotoluene	ND	ug/L	0.50	1		10/16/20 11:09	106-43-4	
1,2-Dibromo-3-chloropropane	ND	ug/L	1.0	1		10/16/20 11:09	96-12-8	
Dibromochloromethane	ND	ug/L	0.50	1		10/16/20 11:09	124-48-1	
1,2-Dibromoethane (EDB)	ND	ug/L	0.50	1		10/16/20 11:09	106-93-4	
Dibromomethane	ND	ug/L	0.50	1		10/16/20 11:09	74-95-3	
1,2-Dichlorobenzene	ND	ug/L	0.50	1		10/16/20 11:09	95-50-1	
1,3-Dichlorobenzene	ND	ug/L	0.50	1		10/16/20 11:09	541-73-1	
1,4-Dichlorobenzene	ND	ug/L	0.50	1		10/16/20 11:09	106-46-7	
Dichlorodifluoromethane	ND	ug/L	0.50	1		10/16/20 11:09	75-71-8	
1,1-Dichloroethane	ND	ug/L	0.50	1		10/16/20 11:09	75-34-3	
1,2-Dichloroethane	ND	ug/L	0.50	1		10/16/20 11:09	107-06-2	
1,1-Dichloroethene	ND	ug/L	0.50	1		10/16/20 11:09	75-35-4	
cis-1,2-Dichloroethene	ND	ug/L	0.50	1		10/16/20 11:09	156-59-2	
trans-1,2-Dichloroethene	ND	ug/L	0.50	1		10/16/20 11:09	156-60-5	
1,2-Dichloropropane	ND	ug/L	0.50	1		10/16/20 11:09	78-87-5	
1,3-Dichloropropane	ND	ug/L	0.50	1		10/16/20 11:09	142-28-9	
2,2-Dichloropropane	ND	ug/L	0.50	1		10/16/20 11:09	594-20-7	

REPORT OF LABORATORY ANALYSIS

This report shall not be reproduced, except in full,
without the written consent of Pace Analytical Services, LLC.

Pace Analytical Services, LLC
9800 Kincey Ave. Suite 100
Huntersville, NC 28078
(704)875-9092

ANALYTICAL RESULTS

Project: 2020-LI-2448 Incident
Pace Project No.: 92500718

Sample: 13926A_HC_RD_20201015 **Lab ID: 92500718001** Collected: 10/15/20 11:25 Received: 10/15/20 16:40 Matrix: Water

Parameters	Results	Units	Report Limit	DF	Prepared	Analyzed	CAS No.	Qual
6200B MSV	Analytical Method: SM 6200B Pace Analytical Services - Charlotte							
1,1-Dichloropropene	ND	ug/L	0.50	1		10/16/20 11:09	563-58-6	
cis-1,3-Dichloropropene	ND	ug/L	0.50	1		10/16/20 11:09	10061-01-5	
trans-1,3-Dichloropropene	ND	ug/L	0.50	1		10/16/20 11:09	10061-02-6	
Diisopropyl ether	ND	ug/L	0.50	1		10/16/20 11:09	108-20-3	
Ethylbenzene	ND	ug/L	0.50	1		10/16/20 11:09	100-41-4	
Hexachloro-1,3-butadiene	ND	ug/L	2.0	1		10/16/20 11:09	87-68-3	
Isopropylbenzene (Cumene)	ND	ug/L	0.50	1		10/16/20 11:09	98-82-8	
Methylene Chloride	ND	ug/L	2.0	1		10/16/20 11:09	75-09-2	
Methyl-tert-butyl ether	ND	ug/L	0.50	1		10/16/20 11:09	1634-04-4	
Naphthalene	ND	ug/L	2.0	1		10/16/20 11:09	91-20-3	
n-Propylbenzene	ND	ug/L	0.50	1		10/16/20 11:09	103-65-1	
Styrene	ND	ug/L	0.50	1		10/16/20 11:09	100-42-5	
1,1,1,2-Tetrachloroethane	ND	ug/L	0.50	1		10/16/20 11:09	630-20-6	
1,1,2,2-Tetrachloroethane	ND	ug/L	0.50	1		10/16/20 11:09	79-34-5	
Tetrachloroethene	ND	ug/L	0.50	1		10/16/20 11:09	127-18-4	
Toluene	ND	ug/L	0.50	1		10/16/20 11:09	108-88-3	
1,2,3-Trichlorobenzene	ND	ug/L	2.0	1		10/16/20 11:09	87-61-6	
1,2,4-Trichlorobenzene	ND	ug/L	2.0	1		10/16/20 11:09	120-82-1	
1,1,1-Trichloroethane	ND	ug/L	0.50	1		10/16/20 11:09	71-55-6	
1,1,2-Trichloroethane	ND	ug/L	0.50	1		10/16/20 11:09	79-00-5	
Trichloroethene	ND	ug/L	0.50	1		10/16/20 11:09	79-01-6	
Trichlorofluoromethane	ND	ug/L	1.0	1		10/16/20 11:09	75-69-4	
1,2,3-Trichloropropane	ND	ug/L	0.50	1		10/16/20 11:09	96-18-4	
1,2,4-Trimethylbenzene	ND	ug/L	0.50	1		10/16/20 11:09	95-63-6	
1,3,5-Trimethylbenzene	ND	ug/L	0.50	1		10/16/20 11:09	108-67-8	
Vinyl chloride	ND	ug/L	1.0	1		10/16/20 11:09	75-01-4	
m&p-Xylene	ND	ug/L	1.0	1		10/16/20 11:09	179601-23-1	
o-Xylene	ND	ug/L	0.50	1		10/16/20 11:09	95-47-6	
Surrogates								
1,2-Dichloroethane-d4 (S)	100	%	70-130	1		10/16/20 11:09	17060-07-0	
4-Bromofluorobenzene (S)	96	%	70-130	1		10/16/20 11:09	460-00-4	
Toluene-d8 (S)	101	%	70-130	1		10/16/20 11:09	2037-26-5	

REPORT OF LABORATORY ANALYSIS

This report shall not be reproduced, except in full,
without the written consent of Pace Analytical Services, LLC.

Pace Analytical Services, LLC
9800 Kincey Ave. Suite 100
Huntersville, NC 28078
(704)875-9092

QUALITY CONTROL DATA

Project: 2020-LI-2448 Incident
Pace Project No.: 92500718

QC Batch: 1561311
QC Batch Method: MADEPV
Analysis Method: MADEP VPH
Analysis Description: MADEPV
Laboratory: Pace National - Mt. Juliet

Associated Lab Samples: 92500718001

METHOD BLANK: R3582896-2 Matrix: Water
Associated Lab Samples: 92500718001

Parameter	Units	Blank Result	Reporting Limit	Analyzed	Qualifiers
Aliphatic (C05-C08)	ug/L	ND	100	10/18/20 14:37	
Aliphatic (C09-C12)	ug/L	ND	100	10/18/20 14:37	
Aromatic (C09-C10),Unadjusted	ug/L	ND	100	10/18/20 14:37	
Total VPH	ug/L	ND	100	10/18/20 14:37	
2,5-Dibromotoluene (FID)	%	105	70.0-130	10/18/20 14:37	
2,5-Dibromotoluene (PID)	%	105	70.0-130	10/18/20 14:37	

LABORATORY CONTROL SAMPLE & LCSD: R3582896-1 R3582896-3

Parameter	Units	Spike Conc.	LCS Result	LCSD Result	LCS % Rec	LCSD % Rec	% Rec Limits	RPD	Max RPD	Qualifiers
Aliphatic (C05-C08)	ug/L	1200	909	968	75.7	80.7	70.0-130	6.29	25	
Aliphatic (C09-C12)	ug/L	1400	1270	1220	90.7	87.1	70.0-130	4.02	25	
Aromatic (C09-C10),Unadjusted	ug/L	200	206	188	103	94.0	70.0-130	9.14	25	
Total VPH	ug/L	2800	2390	2380	85.4	85.0	70.0-130	0.419	25	
2,5-Dibromotoluene (FID)	%				105	102	70.0-130			
2,5-Dibromotoluene (PID)	%				108	102	70.0-130			

Results presented on this page are in the units indicated by the "Units" column except where an alternate unit is presented to the right of the result.

REPORT OF LABORATORY ANALYSIS

This report shall not be reproduced, except in full,
without the written consent of Pace Analytical Services, LLC.

Pace Analytical Services, LLC
9800 Kincey Ave. Suite 100
Huntersville, NC 28078
(704)875-9092

QUALITY CONTROL DATA

Project: 2020-LI-2448 Incident
Pace Project No.: 92500718

QC Batch: 573658
QC Batch Method: EPA 3010A
Analysis Method: EPA 6010D
Analysis Description: 6010 MET
Laboratory: Pace Analytical Services - Asheville

Associated Lab Samples: 92500718001

METHOD BLANK: 3037353 Matrix: Water
Associated Lab Samples: 92500718001

Parameter	Units	Blank Result	Reporting Limit	Analyzed	Qualifiers
Lead	ug/L	ND	5.0	10/16/20 17:00	

LABORATORY CONTROL SAMPLE: 3037354

Parameter	Units	Spike Conc.	LCS Result	LCS % Rec	% Rec Limits	Qualifiers
Lead	ug/L	500	462	92	80-120	

MATRIX SPIKE & MATRIX SPIKE DUPLICATE: 3037355 3037356

Parameter	Units	92500718001 Result	MS Spike Conc.	MSD Spike Conc.	MS Result	MSD Result	MS % Rec	MSD % Rec	% Rec Limits	RPD	Qual
Lead	ug/L	ND	500	500	483	493	97	99	75-125	2	

Results presented on this page are in the units indicated by the "Units" column except where an alternate unit is presented to the right of the result.

REPORT OF LABORATORY ANALYSIS

This report shall not be reproduced, except in full,
without the written consent of Pace Analytical Services, LLC.

Pace Analytical Services, LLC
9800 Kincey Ave. Suite 100
Huntersville, NC 28078
(704)875-9092

QUALITY CONTROL DATA

Project: 2020-LI-2448 Incident
Pace Project No.: 92500718

QC Batch: 573734
QC Batch Method: SM 6200B
Analysis Method: SM 6200B
Analysis Description: 6200B MSV
Laboratory: Pace Analytical Services - Charlotte

Associated Lab Samples: 92500718001

METHOD BLANK: 3037502 Matrix: Water
Associated Lab Samples: 92500718001

Parameter	Units	Blank Result	Reporting Limit	Analyzed	Qualifiers
1,1,1,2-Tetrachloroethane	ug/L	ND	0.50	10/16/20 10:15	
1,1,1-Trichloroethane	ug/L	ND	0.50	10/16/20 10:15	
1,1,2,2-Tetrachloroethane	ug/L	ND	0.50	10/16/20 10:15	
1,1,2-Trichloroethane	ug/L	ND	0.50	10/16/20 10:15	
1,1-Dichloroethane	ug/L	ND	0.50	10/16/20 10:15	
1,1-Dichloroethene	ug/L	ND	0.50	10/16/20 10:15	
1,1-Dichloropropene	ug/L	ND	0.50	10/16/20 10:15	
1,2,3-Trichlorobenzene	ug/L	ND	2.0	10/16/20 10:15	
1,2,3-Trichloropropane	ug/L	ND	0.50	10/16/20 10:15	
1,2,4-Trichlorobenzene	ug/L	ND	2.0	10/16/20 10:15	
1,2,4-Trimethylbenzene	ug/L	ND	0.50	10/16/20 10:15	
1,2-Dibromo-3-chloropropane	ug/L	ND	1.0	10/16/20 10:15	
1,2-Dibromoethane (EDB)	ug/L	ND	0.50	10/16/20 10:15	
1,2-Dichlorobenzene	ug/L	ND	0.50	10/16/20 10:15	
1,2-Dichloroethane	ug/L	ND	0.50	10/16/20 10:15	
1,2-Dichloropropane	ug/L	ND	0.50	10/16/20 10:15	
1,3,5-Trimethylbenzene	ug/L	ND	0.50	10/16/20 10:15	
1,3-Dichlorobenzene	ug/L	ND	0.50	10/16/20 10:15	
1,3-Dichloropropane	ug/L	ND	0.50	10/16/20 10:15	
1,4-Dichlorobenzene	ug/L	ND	0.50	10/16/20 10:15	
2,2-Dichloropropane	ug/L	ND	0.50	10/16/20 10:15	
2-Chlorotoluene	ug/L	ND	0.50	10/16/20 10:15	
4-Chlorotoluene	ug/L	ND	0.50	10/16/20 10:15	
Benzene	ug/L	ND	0.50	10/16/20 10:15	
Bromobenzene	ug/L	ND	0.50	10/16/20 10:15	
Bromochloromethane	ug/L	ND	0.50	10/16/20 10:15	
Bromodichloromethane	ug/L	ND	0.50	10/16/20 10:15	
Bromoform	ug/L	ND	0.50	10/16/20 10:15	
Bromomethane	ug/L	ND	5.0	10/16/20 10:15	
Carbon tetrachloride	ug/L	ND	0.50	10/16/20 10:15	
Chlorobenzene	ug/L	ND	0.50	10/16/20 10:15	
Chloroethane	ug/L	ND	1.0	10/16/20 10:15	
Chloroform	ug/L	ND	0.50	10/16/20 10:15	
Chloromethane	ug/L	ND	1.0	10/16/20 10:15	
cis-1,2-Dichloroethene	ug/L	ND	0.50	10/16/20 10:15	
cis-1,3-Dichloropropene	ug/L	ND	0.50	10/16/20 10:15	
Dibromochloromethane	ug/L	ND	0.50	10/16/20 10:15	
Dibromomethane	ug/L	ND	0.50	10/16/20 10:15	
Dichlorodifluoromethane	ug/L	ND	0.50	10/16/20 10:15	
Diisopropyl ether	ug/L	ND	0.50	10/16/20 10:15	

Results presented on this page are in the units indicated by the "Units" column except where an alternate unit is presented to the right of the result.

REPORT OF LABORATORY ANALYSIS

This report shall not be reproduced, except in full,
without the written consent of Pace Analytical Services, LLC.

Pace Analytical Services, LLC
9800 Kincey Ave. Suite 100
Huntersville, NC 28078
(704)875-9092

QUALITY CONTROL DATA

Project: 2020-LI-2448 Incident
Pace Project No.: 92500718

METHOD BLANK: 3037502 Matrix: Water
Associated Lab Samples: 92500718001

Parameter	Units	Blank Result	Reporting Limit	Analyzed	Qualifiers
Ethylbenzene	ug/L	ND	0.50	10/16/20 10:15	
Hexachloro-1,3-butadiene	ug/L	ND	2.0	10/16/20 10:15	
Isopropylbenzene (Cumene)	ug/L	ND	0.50	10/16/20 10:15	
m&p-Xylene	ug/L	ND	1.0	10/16/20 10:15	
Methyl-tert-butyl ether	ug/L	ND	0.50	10/16/20 10:15	
Methylene Chloride	ug/L	ND	2.0	10/16/20 10:15	
n-Butylbenzene	ug/L	ND	0.50	10/16/20 10:15	
n-Propylbenzene	ug/L	ND	0.50	10/16/20 10:15	
Naphthalene	ug/L	ND	2.0	10/16/20 10:15	
o-Xylene	ug/L	ND	0.50	10/16/20 10:15	
sec-Butylbenzene	ug/L	ND	0.50	10/16/20 10:15	
Styrene	ug/L	ND	0.50	10/16/20 10:15	
tert-Butylbenzene	ug/L	ND	0.50	10/16/20 10:15	
Tetrachloroethene	ug/L	ND	0.50	10/16/20 10:15	
Toluene	ug/L	ND	0.50	10/16/20 10:15	
trans-1,2-Dichloroethene	ug/L	ND	0.50	10/16/20 10:15	
trans-1,3-Dichloropropene	ug/L	ND	0.50	10/16/20 10:15	
Trichloroethene	ug/L	ND	0.50	10/16/20 10:15	
Trichlorofluoromethane	ug/L	ND	1.0	10/16/20 10:15	
Vinyl chloride	ug/L	ND	1.0	10/16/20 10:15	
1,2-Dichloroethane-d4 (S)	%	101	70-130	10/16/20 10:15	
4-Bromofluorobenzene (S)	%	98	70-130	10/16/20 10:15	
Toluene-d8 (S)	%	99	70-130	10/16/20 10:15	

LABORATORY CONTROL SAMPLE: 3037503

Parameter	Units	Spike Conc.	LCS Result	LCS % Rec	% Rec Limits	Qualifiers
1,1,1,2-Tetrachloroethane	ug/L	50	52.6	105	60-140	
1,1,1-Trichloroethane	ug/L	50	55.3	111	60-140	
1,1,2,2-Tetrachloroethane	ug/L	50	50.4	101	60-140	
1,1,2-Trichloroethane	ug/L	50	52.3	105	60-140	
1,1-Dichloroethane	ug/L	50	53.9	108	60-140	
1,1-Dichloroethene	ug/L	50	55.3	111	60-140	
1,1-Dichloropropene	ug/L	50	54.4	109	60-140	
1,2,3-Trichlorobenzene	ug/L	50	53.1	106	60-140	
1,2,3-Trichloropropane	ug/L	50	51.2	102	60-140	
1,2,4-Trichlorobenzene	ug/L	50	55.7	111	60-140	
1,2,4-Trimethylbenzene	ug/L	50	51.7	103	60-140	
1,2-Dibromo-3-chloropropane	ug/L	50	54.7	109	60-140	
1,2-Dibromoethane (EDB)	ug/L	50	53.6	107	60-140	
1,2-Dichlorobenzene	ug/L	50	51.6	103	60-140	
1,2-Dichloroethane	ug/L	50	47.7	95	60-140	
1,2-Dichloropropane	ug/L	50	53.7	107	60-140	
1,3,5-Trimethylbenzene	ug/L	50	51.6	103	60-140	

Results presented on this page are in the units indicated by the "Units" column except where an alternate unit is presented to the right of the result.

REPORT OF LABORATORY ANALYSIS

This report shall not be reproduced, except in full,
without the written consent of Pace Analytical Services, LLC.

Pace Analytical Services, LLC
9800 Kincey Ave. Suite 100
Huntersville, NC 28078
(704)875-9092

QUALITY CONTROL DATA

Project: 2020-LI-2448 Incident
Pace Project No.: 92500718

LABORATORY CONTROL SAMPLE: 3037503

Parameter	Units	Spike Conc.	LCS Result	LCS % Rec	% Rec Limits	Qualifiers
1,3-Dichlorobenzene	ug/L	50	52.2	104	60-140	
1,3-Dichloropropane	ug/L	50	53.0	106	60-140	
1,4-Dichlorobenzene	ug/L	50	51.5	103	60-140	
2,2-Dichloropropane	ug/L	50	55.3	111	60-140	
2-Chlorotoluene	ug/L	50	52.2	104	60-140	
4-Chlorotoluene	ug/L	50	51.4	103	60-140	
Benzene	ug/L	50	52.9	106	60-140	
Bromobenzene	ug/L	50	49.9	100	60-140	
Bromochloromethane	ug/L	50	53.3	107	60-140	
Bromodichloromethane	ug/L	50	52.4	105	60-140	
Bromoform	ug/L	50	50.7	101	60-140	
Bromomethane	ug/L	50	52.1	104	60-140	
Carbon tetrachloride	ug/L	50	53.1	106	60-140	
Chlorobenzene	ug/L	50	52.1	104	60-140	
Chloroethane	ug/L	50	42.7	85	60-140	
Chloroform	ug/L	50	53.0	106	60-140	
Chloromethane	ug/L	50	45.9	92	60-140	
cis-1,2-Dichloroethene	ug/L	50	52.5	105	60-140	
cis-1,3-Dichloropropene	ug/L	50	55.1	110	60-140	
Dibromochloromethane	ug/L	50	55.2	110	60-140	
Dibromomethane	ug/L	50	55.1	110	60-140	
Dichlorodifluoromethane	ug/L	50	48.6	97	60-140	
Diisopropyl ether	ug/L	50	51.5	103	60-140	
Ethylbenzene	ug/L	50	51.0	102	60-140	
Hexachloro-1,3-butadiene	ug/L	50	52.8	106	60-140	
Isopropylbenzene (Cumene)	ug/L	50	53.3	107	60-140	
m&p-Xylene	ug/L	100	104	104	60-140	
Methyl-tert-butyl ether	ug/L	50	52.5	105	60-140	
Methylene Chloride	ug/L	50	51.0	102	60-140	
n-Butylbenzene	ug/L	50	55.3	111	60-140	
n-Propylbenzene	ug/L	50	51.8	104	60-140	
Naphthalene	ug/L	50	55.0	110	60-140	
o-Xylene	ug/L	50	52.9	106	60-140	
sec-Butylbenzene	ug/L	50	52.1	104	60-140	
Styrene	ug/L	50	53.5	107	60-140	
tert-Butylbenzene	ug/L	50	44.3	89	60-140	
Tetrachloroethene	ug/L	50	51.2	102	60-140	
Toluene	ug/L	50	52.6	105	60-140	
trans-1,2-Dichloroethene	ug/L	50	54.2	108	60-140	
trans-1,3-Dichloropropene	ug/L	50	54.9	110	60-140	
Trichloroethene	ug/L	50	54.1	108	60-140	
Trichlorofluoromethane	ug/L	50	46.0	92	60-140	
Vinyl chloride	ug/L	50	48.6	97	60-140	
1,2-Dichloroethane-d4 (S)	%			98	70-130	
4-Bromofluorobenzene (S)	%			101	70-130	
Toluene-d8 (S)	%			100	70-130	

Results presented on this page are in the units indicated by the "Units" column except where an alternate unit is presented to the right of the result.

REPORT OF LABORATORY ANALYSIS

This report shall not be reproduced, except in full,
without the written consent of Pace Analytical Services, LLC.

Pace Analytical Services, LLC
9800 Kincey Ave. Suite 100
Huntersville, NC 28078
(704)875-9092

QUALITY CONTROL DATA

Project: 2020-LI-2448 Incident
Pace Project No.: 92500718

MATRIX SPIKE & MATRIX SPIKE DUPLICATE: 3037504 3037505

Parameter	Units	92499844011 Result	MS Spike Conc.	MSD Spike Conc.	MS Result	MSD Result	MS % Rec	MSD % Rec	% Rec Limits	RPD	Qual
1,1,1,2-Tetrachloroethane	ug/L	ND	200	200	204	207	102	104	60-140	1	
1,1,1-Trichloroethane	ug/L	ND	200	200	218	215	109	107	60-140	2	
1,1,2,2-Tetrachloroethane	ug/L	ND	200	200	193	202	96	101	60-140	5	
1,1,2-Trichloroethane	ug/L	ND	200	200	191	211	96	105	60-140	10	
1,1-Dichloroethane	ug/L	ND	200	200	205	205	102	102	60-140	0	
1,1-Dichloroethene	ug/L	ND	200	200	210	210	105	105	60-140	0	
1,1-Dichloropropene	ug/L	ND	200	200	234	237	117	119	60-140	2	
1,2,3-Trichlorobenzene	ug/L	ND	200	200	198	199	99	100	60-140	1	
1,2,3-Trichloropropane	ug/L	ND	200	200	196	198	98	99	60-140	1	
1,2,4-Trichlorobenzene	ug/L	ND	200	200	198	211	99	106	60-140	7	
1,2,4-Trimethylbenzene	ug/L	1010	200	200	1230	1270	110	131	60-140	3	
1,2-Dibromo-3-chloropropane	ug/L	ND	200	200	196	209	98	104	60-140	6	
1,2-Dibromoethane (EDB)	ug/L	ND	200	200	198	204	99	102	60-140	3	
1,2-Dichlorobenzene	ug/L	ND	200	200	183	198	91	99	60-140	8	
1,2-Dichloroethane	ug/L	7.3	200	200	178	182	85	87	60-140	2	
1,2-Dichloropropane	ug/L	ND	200	200	219	224	109	112	60-140	2	
1,3,5-Trimethylbenzene	ug/L	ND	200	200	519	542	260	271	60-140	4	M1
1,3-Dichlorobenzene	ug/L	ND	200	200	182	197	91	99	60-140	8	
1,3-Dichloropropane	ug/L	ND	200	200	208	218	104	109	60-140	5	
1,4-Dichlorobenzene	ug/L	ND	200	200	190	198	95	99	60-140	4	
2,2-Dichloropropane	ug/L	ND	200	200	242	236	121	118	60-140	3	
2-Chlorotoluene	ug/L	ND	200	200	208	217	104	109	60-140	4	
4-Chlorotoluene	ug/L	ND	200	200	197	209	99	105	60-140	6	
Benzene	ug/L	110	200	200	324	330	107	110	60-140	2	
Bromobenzene	ug/L	ND	200	200	196	201	98	101	60-140	3	
Bromochloromethane	ug/L	ND	200	200	194	200	97	100	60-140	3	
Bromodichloromethane	ug/L	ND	200	200	185	188	92	94	60-140	2	
Bromoform	ug/L	ND	200	200	163	162	82	81	60-140	1	
Bromomethane	ug/L	ND	200	200	229	233	115	116	60-140	1	
Carbon tetrachloride	ug/L	ND	200	200	217	216	109	108	60-140	1	
Chlorobenzene	ug/L	ND	200	200	206	206	103	103	60-140	0	
Chloroethane	ug/L	ND	200	200	209	201	105	100	60-140	4	
Chloroform	ug/L	ND	200	200	203	207	101	104	60-140	2	
Chloromethane	ug/L	ND	200	200	167	173	83	87	60-140	4	
cis-1,2-Dichloroethene	ug/L	ND	200	200	198	193	99	97	60-140	2	
cis-1,3-Dichloropropene	ug/L	ND	200	200	213	221	106	110	60-140	4	
Dibromochloromethane	ug/L	ND	200	200	209	213	104	106	60-140	2	
Dibromomethane	ug/L	ND	200	200	197	211	98	106	60-140	7	
Dichlorodifluoromethane	ug/L	ND	200	200	160	161	80	80	60-140	0	
Diisopropyl ether	ug/L	ND	200	200	176	177	88	88	60-140	0	
Ethylbenzene	ug/L	641	200	200	854	871	107	115	60-140	2	
Hexachloro-1,3-butadiene	ug/L	ND	200	200	233	239	116	120	60-140	3	
Isopropylbenzene (Cumene)	ug/L	39.7	200	200	238	245	99	103	60-140	3	
m&p-Xylene	ug/L	2510	400	400	3090	3120	144	152	60-140	1	M1
Methyl-tert-butyl ether	ug/L	340	200	200	532	532	96	96	60-140	0	
Methylene Chloride	ug/L	ND	200	200	168	162	84	81	60-140	4	

Results presented on this page are in the units indicated by the "Units" column except where an alternate unit is presented to the right of the result.

REPORT OF LABORATORY ANALYSIS

This report shall not be reproduced, except in full,
without the written consent of Pace Analytical Services, LLC.

Pace Analytical Services, LLC
9800 Kincey Ave. Suite 100
Huntersville, NC 28078
(704)875-9092

QUALITY CONTROL DATA

Project: 2020-LI-2448 Incident
Pace Project No.: 92500718

MATRIX SPIKE & MATRIX SPIKE DUPLICATE: 3037504 3037505

Parameter	Units	92499844011 Result	MS Spike Conc.	MSD Spike Conc.	MS Result	MSD Result	MS % Rec	MSD % Rec	% Rec Limits	RPD	Qual
n-Butylbenzene	ug/L	ND	200	200	246	251	123	125	60-140	2	
n-Propylbenzene	ug/L	ND	200	200	299	302	150	151	60-140	1	M1
Naphthalene	ug/L	279	200	200	466	488	94	105	60-140	5	
o-Xylene	ug/L	1160	200	200	1360	1400	103	122	60-140	3	
sec-Butylbenzene	ug/L	ND	200	200	208	213	104	107	60-140	3	
Styrene	ug/L	ND	200	200	206	208	103	104	60-140	1	
tert-Butylbenzene	ug/L	ND	200	200	177	178	89	89	60-140	0	
Tetrachloroethene	ug/L	ND	200	200	199	210	100	105	60-140	5	
Toluene	ug/L	506	200	200	692	706	93	100	60-140	2	
trans-1,2-Dichloroethene	ug/L	ND	200	200	210	205	105	102	60-140	2	
trans-1,3-Dichloropropene	ug/L	ND	200	200	210	204	105	102	60-140	3	
Trichloroethene	ug/L	ND	200	200	215	215	107	108	60-140	0	
Trichlorofluoromethane	ug/L	ND	200	200	193	191	97	95	60-140	1	
Vinyl chloride	ug/L	ND	200	200	181	182	90	91	60-140	0	
1,2-Dichloroethane-d4 (S)	%						92	90	70-130		
4-Bromofluorobenzene (S)	%						101	100	70-130		
Toluene-d8 (S)	%						98	97	70-130		

Results presented on this page are in the units indicated by the "Units" column except where an alternate unit is presented to the right of the result.

REPORT OF LABORATORY ANALYSIS

This report shall not be reproduced, except in full,
without the written consent of Pace Analytical Services, LLC.

Pace Analytical Services, LLC
9800 Kincey Ave. Suite 100
Huntersville, NC 28078
(704)875-9092

QUALIFIERS

Project: 2020-LI-2448 Incident
Pace Project No.: 92500718

DEFINITIONS

DF - Dilution Factor, if reported, represents the factor applied to the reported data due to dilution of the sample aliquot.

ND - Not Detected at or above adjusted reporting limit.

TNTC - Too Numerous To Count

J - Estimated concentration above the adjusted method detection limit and below the adjusted reporting limit.

MDL - Adjusted Method Detection Limit.

PQL - Practical Quantitation Limit.

RL - Reporting Limit - The lowest concentration value that meets project requirements for quantitative data with known precision and bias for a specific analyte in a specific matrix.

S - Surrogate

1,2-Diphenylhydrazine decomposes to and cannot be separated from Azobenzene using Method 8270. The result for each analyte is a combined concentration.

Consistent with EPA guidelines, unrounded data are displayed and have been used to calculate % recovery and RPD values.

LCS(D) - Laboratory Control Sample (Duplicate)

MS(D) - Matrix Spike (Duplicate)

DUP - Sample Duplicate

RPD - Relative Percent Difference

NC - Not Calculable.

SG - Silica Gel - Clean-Up

U - Indicates the compound was analyzed for, but not detected.

Acid preservation may not be appropriate for 2 Chloroethylvinyl ether.

A separate vial preserved to a pH of 4-5 is recommended in SW846 Chapter 4 for the analysis of Acrolein and Acrylonitrile by EPA Method 8260.

N-Nitrosodiphenylamine decomposes and cannot be separated from Diphenylamine using Method 8270. The result reported for each analyte is a combined concentration.

Pace Analytical is TNI accredited. Contact your Pace PM for the current list of accredited analytes.

TNI - The NELAC Institute.

ANALYTE QUALIFIERS

M1 Matrix spike recovery exceeded QC limits. Batch accepted based on laboratory control sample (LCS) recovery.

This report shall not be reproduced, except in full,
without the written consent of Pace Analytical Services, LLC.

Pace Analytical Services, LLC
9800 Kincey Ave. Suite 100
Huntersville, NC 28078
(704)875-9092

QUALITY CONTROL DATA CROSS REFERENCE TABLE

Project: 2020-LI-2448 Incident
Pace Project No.: 92500718

Lab ID	Sample ID	QC Batch Method	QC Batch	Analytical Method	Analytical Batch
92500718001	**13926A_HC_RD_20201015**	MADEPV	1561311	MADEP VPH	1561311
92500718001	**13926A_HC_RD_20201015**	EPA 3010A	573658	EPA 6010D	573678
92500718001	**13926A_HC_RD_20201015**	SM 6200B	573734		

This report shall not be reproduced, except in full,
without the written consent of Pace Analytical Services, LLC.

CHAIN-OF-CUSTODY Analytical Request Document

Pace Analytical

Chain-of-Custody is a LEGAL DOCUMENT - Complete all relevent fields

WO# : 92500718

92500718

Company: Apex Companies	Billing Information:
Address:	
Report To: Andrew Street	Email To: Andrew.Street@apexcos.com
Copy To:	Site Collection Info/Address: 13926A Huntersville Concord Rd
Customer Project Name/Number: 2020-CI-2448 Incident	State: NC County/City: Huntersville Time Zone Collected: [ ] PT [ ] MT [ ] CT [ ] ET
Phone: Email:	Site/Facility ID #: Compliance Monitoring? [ ] Yes [ ] No
Collected By (print): Naomi Fretz	Purchase Order #: Quote #: DW PWS ID #: DW Location Code:
Collected By (signature): Naomi Fretz	Turnaround Date Required: ASAP Immediately Packed on Ice: [ ] Yes [ ] No
Sample Disposal: [ ] Dispose as appropriate [ ] Return [ ] Archive: _____ [ ] Hold: _____	Rush: [ ] Same Day [ ] Next Day [ ] 2 Day [ ] 3 Day [ ] 4 Day [ ] 5 Day (Expedite Charges Apply) Field Filtered (if applicable): [ ] Yes [ ] No Analysis: _____

* Matrix Codes (Insert in Matrix box below): Drinking Water (DW), Ground Water (GW), Wastewater (WW), Product (P), Soil/Solid (SL), Oil (OL), Wipe (WP), Air (AR), Tissue (TS), Bioassay (B), Vapor (V), Other (OT)

Customer Sample ID	Matrix *	Comp / Grab	Collected (or Composite Start) Date	Collected (or Composite Start) Time	Composite End Date	Composite End Time	Res Cl	# of Ctns	VOCs 6200B	MADEP VPH	Lead	Lab Sample # / Comments
13926A_HC_RD_20201015	DW	G	10-15-20	1125				8	X	X	X	92500718 Cool

** Preservative Types: (1) nitric acid, (2) sulfuric acid, (3) hydrochloric acid, (4) sodium hydroxide, (5) zinc acetate, (6) methanol, (7) sodium bisulfate, (8) sodium thiosulfate, (9) hexane, (A) ascorbic acid, (B) ammonium sulfate, (C) ammonium hydroxide, (D) TSP, (U) Unpreserved, (O) Other _____

Analyses

Lab Profile/Line:

Lab Sample Receipt Checklist:

Custody Seals Present/Intact	Y (N) NA
Custody Signatures Present	(Y) N NA
Collector Signature Present	(Y) N NA
Bottles Intact	(Y) N NA
Correct Bottles	(Y) N NA
Sufficient Volume	(Y) N NA
Samples Received on Ice	(Y) N NA
VOA - Headspace Acceptable	(Y) N NA
USDA Regulated Soils	Y N (NA)
Samples in Holding Time	(Y) N NA
Residual Chlorine Present	Y N (NA)
Cl Strips: _____	
Sample pH Acceptable	(Y) N NA
pH Strips: _____	
Sulfide Present	Y N (NA)
Lead Acetate Strips: _____	

LAB USE ONLY:

Customer Remarks / Special Conditions / Possible Hazards:

Type of Ice Used: (Wet) Blue Dry None

Packing Material Used:

Radchem sample(s) screened (<500 cpm): Y N (NA)

SHORT HOLDS PRESENT (<72 hours): Y (N) N/A

Lab Tracking #: 2538860

Samples received via: FEDEX UPS (Client) Courier Pace Courier

Lab Sample Temperature Info:

Temp Blank Received: (Y) N NA

Therm ID#: 32066

Cooler 1 Temp Upon Receipt: 3.7 oC

Cooler 1 Therm Corr. Factor: 0.0 oC

Cooler 1 Corrected Temp: 3.7 oC

Comments:

Relinquished by/Company: (Signature)	Date/Time:	Received by/Company: (Signature)	Date/Time:
Naomi Fretz / Apex	10-15-20 1640	Erick Jasso/Pace 4hr	10/15/20 1640
Relinquished by/Company: (Signature)	Date/Time:	Received by/Company: (Signature)	Date/Time:
Relinquished by/Company: (Signature)	Date/Time:	Received by/Company: (Signature)	Date/Time:

MTJL LAB USE ONLY

Table #:

Acctnum:

Template:

Prelogin:

PM:

PB:

Trip Blank Received: Y (N) NA

HCL MeOH TSP Other

Non Conformance(s): YES / (NO)

Page: _____ of: _____

Pace Analytical Services, LLC
9800 Kincey Ave. Suite 100
Huntersville, NC 28078
(704)875-9092

October 19, 2020

Andrew Street
Apex Companies - NC
5900 Northwoods Business Pkwy
Suite 5900-0
Charlotte, NC 28269

RE: Project: 2020-LI-2448 Incident
Pace Project No.: 92500720

Dear Andrew Street:

Enclosed are the analytical results for sample(s) received by the laboratory on October 15, 2020. The results relate only to the samples included in this report. Results reported herein conform to the applicable TNI/NELAC Standards and the laboratory's Quality Manual, where applicable, unless otherwise noted in the body of the report.

The test results provided in this final report were generated by each of the following laboratories within the Pace Network:

- Pace National - Mt. Juliet
- Pace Analytical Services - Asheville
- Pace Analytical Services - Charlotte

If you have any questions concerning this report, please feel free to contact me.

Sincerely,

Angela M. Baioni

Angela Baioni
angela.baioni@pacelabs.com
(704)875-9092
Project Manager

Enclosures

cc: J Culbreath, Colonial Pipeline Company
Robert Hughes, Colonial Pipeline
Margaret King, APEX Companies, LLC
Emily Little, Apex Companies
Jeff Morrison, Colonial Pipeline Company
Tom Naumann, APEX Companies - NC
Joe Nicolette, Montrose-EPS
Christopher Schultz, Apex Companies
Alex Testoff, Montrose-EPS
Michael Verdon, Colonial Pipeline Company
JM Wyatt, Colonial Pipeline Company

This report shall not be reproduced, except in full,
without the written consent of Pace Analytical Services, LLC.

Pace Analytical Services, LLC
9800 Kincey Ave. Suite 100
Huntersville, NC 28078
(704)875-9092

CERTIFICATIONS

Project: 2020-LI-2448 Incident
Pace Project No.: 92500720

Pace Analytical Services National

12065 Lebanon Road, Mt. Juliet, TN 37122
Alabama Certification #: 40660
Alaska Certification 17-026
Arizona Certification #: AZ0612
Arkansas Certification #: 88-0469
California Certification #: 2932
Canada Certification #: 1461.01
Colorado Certification #: TN00003
Connecticut Certification #: PH-0197
DOD Certification: #1461.01
EPA# TN00003
Florida Certification #: E87487
Georgia DW Certification #: 923
Georgia Certification: NELAP
Idaho Certification #: TN00003
Illinois Certification #: 200008
Indiana Certification #: C-TN-01
Iowa Certification #: 364
Kansas Certification #: E-10277
Kentucky UST Certification #: 16
Kentucky Certification #: 90010
Louisiana Certification #: AI30792
Louisiana DW Certification #: LA180010
Maine Certification #: TN0002
Maryland Certification #: 324
Massachusetts Certification #: M-TN003
Michigan Certification #: 9958
Minnesota Certification #: 047-999-395
Mississippi Certification #: TN00003
Missouri Certification #: 340
Montana Certification #: CERT0086
Nebraska Certification #: NE-OS-15-05
Nevada Certification #: TN-03-2002-34
New Hampshire Certification #: 2975
New Jersey Certification #: TN002
New Mexico DW Certification
New York Certification #: 11742
North Carolina Aquatic Toxicity Certification #: 41
North Carolina Drinking Water Certification #: 21704
North Carolina Environmental Certificate #: 375
North Dakota Certification #: R-140
Ohio VAP Certification #: CL0069
Oklahoma Certification #: 9915
Oregon Certification #: TN200002
Pennsylvania Certification #: 68-02979
Rhode Island Certification #: LAO00356
South Carolina Certification #: 84004
South Dakota Certification
Tennessee DW/Chem/Micro Certification #: 2006
Texas Mold Certification #: LAB0152
Texas Certification #: T 104704245-17-14
USDA Soil Permit #: P330-15-00234
Utah Certification #: TN00003
Vermont Dept. of Health: ID# VT-2006
Virginia Certification #: VT2006
Virginia Certification #: 460132
Washington Certification #: C847
West Virginia Certification #: 233
Wisconsin Certification #: 998093910
Wyoming UST Certification #: via A2LA 2926.01
A2LA-ISO 17025 Certification #: 1461.01
A2LA-ISO 17025 Certification #: 1461.02
AIHA-LAP/LLC EMLAP Certification #:100789

Pace Analytical Services Charlotte

9800 Kincey Ave. Ste 100, Huntersville, NC 28078
Louisiana/NELAP Certification # LA170028
North Carolina Drinking Water Certification #: 37706
North Carolina Field Services Certification #: 5342
North Carolina Wastewater Certification #: 12
South Carolina Certification #: 99006001
Florida/NELAP Certification #: E87627
Kentucky UST Certification #: 84
Virginia/VELAP Certification #: 460221

Pace Analytical Services Asheville

2225 Riverside Drive, Asheville, NC 28804
Florida/NELAP Certification #: E87648
Massachusetts Certification #: M-NC030
North Carolina Drinking Water Certification #: 37712
North Carolina Wastewater Certification #: 40
South Carolina Certification #: 99030001
Virginia/VELAP Certification #: 460222

REPORT OF LABORATORY ANALYSIS

This report shall not be reproduced, except in full,
without the written consent of Pace Analytical Services, LLC.

Pace Analytical Services, LLC
9800 Kincey Ave. Suite 100
Huntersville, NC 28078
(704)875-9092

SAMPLE ANALYTE COUNT

Project: 2020-LI-2448 Incident
Pace Project No.: 92500720

Lab ID	Sample ID	Method	Analysts	Analytes Reported	Laboratory
92500720001	**13926B_HC_RD_20201015**	MADEP VPH	ACG	6	PAN
		EPA 6010D	SH1	1	PASI-A
		SM 6200B	SAS	63	PASI-C

PAN = Pace National - Mt. Juliet
PASI-A = Pace Analytical Services - Asheville
PASI-C = Pace Analytical Services - Charlotte

This report shall not be reproduced, except in full,
without the written consent of Pace Analytical Services, LLC.

Pace Analytical Services, LLC
9800 Kincey Ave. Suite 100
Huntersville, NC 28078
(704)875-9092

ANALYTICAL RESULTS

Project: 2020-LI-2448 Incident
Pace Project No.: 92500720

Sample: 13926B_HC_RD_20201015 **Lab ID: 92500720001** Collected: 10/15/20 10:55 Received: 10/15/20 16:40 Matrix: Water

Parameters	Results	Units	Report Limit	DF	Prepared	Analyzed	CAS No.	Qual
MADEPV	Analytical Method: MADEP VPH Preparation Method: MADEPV Pace National - Mt. Juliet							
Aliphatic (C05-C08)	ND	ug/L	100	1	10/18/20 23:19	10/18/20 23:19		
Aliphatic (C09-C12)	ND	ug/L	100	1	10/18/20 23:19	10/18/20 23:19		
Aromatic (C09-C10),Unadjusted	ND	ug/L	100	1	10/18/20 23:19	10/18/20 23:19	TPHC9C10A	
Total VPH	ND	ug/L	100	1	10/18/20 23:19	10/18/20 23:19	VPH	
Surrogates								
2,5-Dibromotoluene (FID)	98.5	%	70.0-130	1	10/18/20 23:19	10/18/20 23:19	615-59-8FID	
2,5-Dibromotoluene (PID)	95.5	%	70.0-130	1	10/18/20 23:19	10/18/20 23:19	615-59-8PID	
6010 MET ICP	Analytical Method: EPA 6010D Preparation Method: EPA 3010A Pace Analytical Services - Asheville							
Lead	ND	ug/L	5.0	1	10/16/20 01:32	10/16/20 17:27	7439-92-1	
6200B MSV	Analytical Method: SM 6200B Pace Analytical Services - Charlotte							
Benzene	ND	ug/L	0.50	1		10/16/20 11:26	71-43-2	
Bromobenzene	ND	ug/L	0.50	1		10/16/20 11:26	108-86-1	
Bromochloromethane	ND	ug/L	0.50	1		10/16/20 11:26	74-97-5	
Bromodichloromethane	ND	ug/L	0.50	1		10/16/20 11:26	75-27-4	
Bromoform	ND	ug/L	0.50	1		10/16/20 11:26	75-25-2	
Bromomethane	ND	ug/L	5.0	1		10/16/20 11:26	74-83-9	
n-Butylbenzene	ND	ug/L	0.50	1		10/16/20 11:26	104-51-8	
sec-Butylbenzene	ND	ug/L	0.50	1		10/16/20 11:26	135-98-8	
tert-Butylbenzene	ND	ug/L	0.50	1		10/16/20 11:26	98-06-6	
Carbon tetrachloride	ND	ug/L	0.50	1		10/16/20 11:26	56-23-5	
Chlorobenzene	ND	ug/L	0.50	1		10/16/20 11:26	108-90-7	
Chloroethane	ND	ug/L	1.0	1		10/16/20 11:26	75-00-3	
Chloroform	**8.9**	ug/L	0.50	1		10/16/20 11:26	67-66-3	
Chloromethane	ND	ug/L	1.0	1		10/16/20 11:26	74-87-3	
2-Chlorotoluene	ND	ug/L	0.50	1		10/16/20 11:26	95-49-8	
4-Chlorotoluene	ND	ug/L	0.50	1		10/16/20 11:26	106-43-4	
1,2-Dibromo-3-chloropropane	ND	ug/L	1.0	1		10/16/20 11:26	96-12-8	
Dibromochloromethane	ND	ug/L	0.50	1		10/16/20 11:26	124-48-1	
1,2-Dibromoethane (EDB)	ND	ug/L	0.50	1		10/16/20 11:26	106-93-4	
Dibromomethane	ND	ug/L	0.50	1		10/16/20 11:26	74-95-3	
1,2-Dichlorobenzene	ND	ug/L	0.50	1		10/16/20 11:26	95-50-1	
1,3-Dichlorobenzene	ND	ug/L	0.50	1		10/16/20 11:26	541-73-1	
1,4-Dichlorobenzene	ND	ug/L	0.50	1		10/16/20 11:26	106-46-7	
Dichlorodifluoromethane	ND	ug/L	0.50	1		10/16/20 11:26	75-71-8	
1,1-Dichloroethane	ND	ug/L	0.50	1		10/16/20 11:26	75-34-3	
1,2-Dichloroethane	ND	ug/L	0.50	1		10/16/20 11:26	107-06-2	
1,1-Dichloroethene	ND	ug/L	0.50	1		10/16/20 11:26	75-35-4	
cis-1,2-Dichloroethene	ND	ug/L	0.50	1		10/16/20 11:26	156-59-2	
trans-1,2-Dichloroethene	ND	ug/L	0.50	1		10/16/20 11:26	156-60-5	
1,2-Dichloropropane	ND	ug/L	0.50	1		10/16/20 11:26	78-87-5	
1,3-Dichloropropane	ND	ug/L	0.50	1		10/16/20 11:26	142-28-9	
2,2-Dichloropropane	ND	ug/L	0.50	1		10/16/20 11:26	594-20-7	

REPORT OF LABORATORY ANALYSIS

This report shall not be reproduced, except in full,
without the written consent of Pace Analytical Services, LLC.

Pace Analytical Services, LLC
9800 Kincey Ave. Suite 100
Huntersville, NC 28078
(704)875-9092

ANALYTICAL RESULTS

Project: 2020-LI-2448 Incident
Pace Project No.: 92500720

Sample: 13926B_HC_RD_20201015 **Lab ID: 92500720001** Collected: 10/15/20 10:55 Received: 10/15/20 16:40 Matrix: Water

Parameters	Results	Units	Report Limit	DF	Prepared	Analyzed	CAS No.	Qual
6200B MSV	Analytical Method: SM 6200B Pace Analytical Services - Charlotte							
1,1-Dichloropropene	ND	ug/L	0.50	1		10/16/20 11:26	563-58-6	
cis-1,3-Dichloropropene	ND	ug/L	0.50	1		10/16/20 11:26	10061-01-5	
trans-1,3-Dichloropropene	ND	ug/L	0.50	1		10/16/20 11:26	10061-02-6	
Diisopropyl ether	ND	ug/L	0.50	1		10/16/20 11:26	108-20-3	
Ethylbenzene	ND	ug/L	0.50	1		10/16/20 11:26	100-41-4	
Hexachloro-1,3-butadiene	ND	ug/L	2.0	1		10/16/20 11:26	87-68-3	
Isopropylbenzene (Cumene)	ND	ug/L	0.50	1		10/16/20 11:26	98-82-8	
Methylene Chloride	ND	ug/L	2.0	1		10/16/20 11:26	75-09-2	
Methyl-tert-butyl ether	ND	ug/L	0.50	1		10/16/20 11:26	1634-04-4	
Naphthalene	ND	ug/L	2.0	1		10/16/20 11:26	91-20-3	
n-Propylbenzene	ND	ug/L	0.50	1		10/16/20 11:26	103-65-1	
Styrene	ND	ug/L	0.50	1		10/16/20 11:26	100-42-5	
1,1,1,2-Tetrachloroethane	ND	ug/L	0.50	1		10/16/20 11:26	630-20-6	
1,1,2,2-Tetrachloroethane	ND	ug/L	0.50	1		10/16/20 11:26	79-34-5	
Tetrachloroethene	ND	ug/L	0.50	1		10/16/20 11:26	127-18-4	
Toluene	ND	ug/L	0.50	1		10/16/20 11:26	108-88-3	
1,2,3-Trichlorobenzene	ND	ug/L	2.0	1		10/16/20 11:26	87-61-6	
1,2,4-Trichlorobenzene	ND	ug/L	2.0	1		10/16/20 11:26	120-82-1	
1,1,1-Trichloroethane	ND	ug/L	0.50	1		10/16/20 11:26	71-55-6	
1,1,2-Trichloroethane	ND	ug/L	0.50	1		10/16/20 11:26	79-00-5	
Trichloroethene	ND	ug/L	0.50	1		10/16/20 11:26	79-01-6	
Trichlorofluoromethane	ND	ug/L	1.0	1		10/16/20 11:26	75-69-4	
1,2,3-Trichloropropane	ND	ug/L	0.50	1		10/16/20 11:26	96-18-4	
1,2,4-Trimethylbenzene	ND	ug/L	0.50	1		10/16/20 11:26	95-63-6	
1,3,5-Trimethylbenzene	ND	ug/L	0.50	1		10/16/20 11:26	108-67-8	
Vinyl chloride	ND	ug/L	1.0	1		10/16/20 11:26	75-01-4	
m&p-Xylene	ND	ug/L	1.0	1		10/16/20 11:26	179601-23-1	
o-Xylene	ND	ug/L	0.50	1		10/16/20 11:26	95-47-6	
Surrogates								
1,2-Dichloroethane-d4 (S)	103	%	70-130	1		10/16/20 11:26	17060-07-0	
4-Bromofluorobenzene (S)	97	%	70-130	1		10/16/20 11:26	460-00-4	
Toluene-d8 (S)	101	%	70-130	1		10/16/20 11:26	2037-26-5	

REPORT OF LABORATORY ANALYSIS

This report shall not be reproduced, except in full,
without the written consent of Pace Analytical Services, LLC.

Pace Analytical Services, LLC
9800 Kincey Ave. Suite 100
Huntersville, NC 28078
(704)875-9092

QUALITY CONTROL DATA

Project: 2020-LI-2448 Incident
Pace Project No.: 92500720

QC Batch: 1561311
QC Batch Method: MADEPV
Analysis Method: MADEP VPH
Analysis Description: MADEPV
Laboratory: Pace National - Mt. Juliet
Associated Lab Samples: 92500720001

METHOD BLANK: R3582896-2 Matrix: Water
Associated Lab Samples: 92500720001

Parameter	Units	Blank Result	Reporting Limit	Analyzed	Qualifiers
Aliphatic (C05-C08)	ug/L	ND	100	10/18/20 14:37	
Aliphatic (C09-C12)	ug/L	ND	100	10/18/20 14:37	
Aromatic (C09-C10),Unadjusted	ug/L	ND	100	10/18/20 14:37	
Total VPH	ug/L	ND	100	10/18/20 14:37	
2,5-Dibromotoluene (FID)	%	105	70.0-130	10/18/20 14:37	
2,5-Dibromotoluene (PID)	%	105	70.0-130	10/18/20 14:37	

LABORATORY CONTROL SAMPLE & LCSD: R3582896-1 R3582896-3

Parameter	Units	Spike Conc.	LCS Result	LCSD Result	LCS % Rec	LCSD % Rec	% Rec Limits	RPD	Max RPD	Qualifiers
Aliphatic (C05-C08)	ug/L	1200	909	968	75.7	80.7	70.0-130	6.29	25	
Aliphatic (C09-C12)	ug/L	1400	1270	1220	90.7	87.1	70.0-130	4.02	25	
Aromatic (C09-C10),Unadjusted	ug/L	200	206	188	103	94.0	70.0-130	9.14	25	
Total VPH	ug/L	2800	2390	2380	85.4	85.0	70.0-130	0.419	25	
2,5-Dibromotoluene (FID)	%				105	102	70.0-130			
2,5-Dibromotoluene (PID)	%				108	102	70.0-130			

Results presented on this page are in the units indicated by the "Units" column except where an alternate unit is presented to the right of the result.

REPORT OF LABORATORY ANALYSIS

This report shall not be reproduced, except in full,
without the written consent of Pace Analytical Services, LLC.

Pace Analytical Services, LLC
9800 Kincey Ave. Suite 100
Huntersville, NC 28078
(704)875-9092

QUALITY CONTROL DATA

Project: 2020-LI-2448 Incident
Pace Project No.: 92500720

QC Batch: 573658
QC Batch Method: EPA 3010A
Analysis Method: EPA 6010D
Analysis Description: 6010 MET
Laboratory: Pace Analytical Services - Asheville

Associated Lab Samples: 92500720001

METHOD BLANK: 3037353 Matrix: Water
Associated Lab Samples: 92500720001

Parameter	Units	Blank Result	Reporting Limit	Analyzed	Qualifiers
Lead	ug/L	ND	5.0	10/16/20 17:00	

LABORATORY CONTROL SAMPLE: 3037354

Parameter	Units	Spike Conc.	LCS Result	LCS % Rec	% Rec Limits	Qualifiers
Lead	ug/L	500	462	92	80-120	

MATRIX SPIKE & MATRIX SPIKE DUPLICATE: 3037355 3037356

Parameter	Units	92500718001 Result	MS Spike Conc.	MSD Spike Conc.	MS Result	MSD Result	MS % Rec	MSD % Rec	% Rec Limits	RPD	Qual
Lead	ug/L	ND	500	500	483	493	97	99	75-125	2	

Results presented on this page are in the units indicated by the "Units" column except where an alternate unit is presented to the right of the result.

REPORT OF LABORATORY ANALYSIS

This report shall not be reproduced, except in full,
without the written consent of Pace Analytical Services, LLC.

Pace Analytical Services, LLC
9800 Kincey Ave. Suite 100
Huntersville, NC 28078
(704)875-9092

QUALITY CONTROL DATA

Project: 2020-LI-2448 Incident
Pace Project No.: 92500720

QC Batch: 573734
QC Batch Method: SM 6200B
Analysis Method: SM 6200B
Analysis Description: 6200B MSV
Laboratory: Pace Analytical Services - Charlotte

Associated Lab Samples: 92500720001

METHOD BLANK: 3037502 Matrix: Water
Associated Lab Samples: 92500720001

Parameter	Units	Blank Result	Reporting Limit	Analyzed	Qualifiers
1,1,1,2-Tetrachloroethane	ug/L	ND	0.50	10/16/20 10:15	
1,1,1-Trichloroethane	ug/L	ND	0.50	10/16/20 10:15	
1,1,2,2-Tetrachloroethane	ug/L	ND	0.50	10/16/20 10:15	
1,1,2-Trichloroethane	ug/L	ND	0.50	10/16/20 10:15	
1,1-Dichloroethane	ug/L	ND	0.50	10/16/20 10:15	
1,1-Dichloroethene	ug/L	ND	0.50	10/16/20 10:15	
1,1-Dichloropropene	ug/L	ND	0.50	10/16/20 10:15	
1,2,3-Trichlorobenzene	ug/L	ND	2.0	10/16/20 10:15	
1,2,3-Trichloropropane	ug/L	ND	0.50	10/16/20 10:15	
1,2,4-Trichlorobenzene	ug/L	ND	2.0	10/16/20 10:15	
1,2,4-Trimethylbenzene	ug/L	ND	0.50	10/16/20 10:15	
1,2-Dibromo-3-chloropropane	ug/L	ND	1.0	10/16/20 10:15	
1,2-Dibromoethane (EDB)	ug/L	ND	0.50	10/16/20 10:15	
1,2-Dichlorobenzene	ug/L	ND	0.50	10/16/20 10:15	
1,2-Dichloroethane	ug/L	ND	0.50	10/16/20 10:15	
1,2-Dichloropropane	ug/L	ND	0.50	10/16/20 10:15	
1,3,5-Trimethylbenzene	ug/L	ND	0.50	10/16/20 10:15	
1,3-Dichlorobenzene	ug/L	ND	0.50	10/16/20 10:15	
1,3-Dichloropropane	ug/L	ND	0.50	10/16/20 10:15	
1,4-Dichlorobenzene	ug/L	ND	0.50	10/16/20 10:15	
2,2-Dichloropropane	ug/L	ND	0.50	10/16/20 10:15	
2-Chlorotoluene	ug/L	ND	0.50	10/16/20 10:15	
4-Chlorotoluene	ug/L	ND	0.50	10/16/20 10:15	
Benzene	ug/L	ND	0.50	10/16/20 10:15	
Bromobenzene	ug/L	ND	0.50	10/16/20 10:15	
Bromochloromethane	ug/L	ND	0.50	10/16/20 10:15	
Bromodichloromethane	ug/L	ND	0.50	10/16/20 10:15	
Bromoform	ug/L	ND	0.50	10/16/20 10:15	
Bromomethane	ug/L	ND	5.0	10/16/20 10:15	
Carbon tetrachloride	ug/L	ND	0.50	10/16/20 10:15	
Chlorobenzene	ug/L	ND	0.50	10/16/20 10:15	
Chloroethane	ug/L	ND	1.0	10/16/20 10:15	
Chloroform	ug/L	ND	0.50	10/16/20 10:15	
Chloromethane	ug/L	ND	1.0	10/16/20 10:15	
cis-1,2-Dichloroethene	ug/L	ND	0.50	10/16/20 10:15	
cis-1,3-Dichloropropene	ug/L	ND	0.50	10/16/20 10:15	
Dibromochloromethane	ug/L	ND	0.50	10/16/20 10:15	
Dibromomethane	ug/L	ND	0.50	10/16/20 10:15	
Dichlorodifluoromethane	ug/L	ND	0.50	10/16/20 10:15	
Diisopropyl ether	ug/L	ND	0.50	10/16/20 10:15	

Results presented on this page are in the units indicated by the "Units" column except where an alternate unit is presented to the right of the result.

REPORT OF LABORATORY ANALYSIS

This report shall not be reproduced, except in full,
without the written consent of Pace Analytical Services, LLC.

Pace Analytical Services, LLC
9800 Kincey Ave. Suite 100
Huntersville, NC 28078
(704)875-9092

QUALITY CONTROL DATA

Project: 2020-LI-2448 Incident
Pace Project No.: 92500720

METHOD BLANK: 3037502 Matrix: Water
Associated Lab Samples: 92500720001

Parameter	Units	Blank Result	Reporting Limit	Analyzed	Qualifiers
Ethylbenzene	ug/L	ND	0.50	10/16/20 10:15	
Hexachloro-1,3-butadiene	ug/L	ND	2.0	10/16/20 10:15	
Isopropylbenzene (Cumene)	ug/L	ND	0.50	10/16/20 10:15	
m&p-Xylene	ug/L	ND	1.0	10/16/20 10:15	
Methyl-tert-butyl ether	ug/L	ND	0.50	10/16/20 10:15	
Methylene Chloride	ug/L	ND	2.0	10/16/20 10:15	
n-Butylbenzene	ug/L	ND	0.50	10/16/20 10:15	
n-Propylbenzene	ug/L	ND	0.50	10/16/20 10:15	
Naphthalene	ug/L	ND	2.0	10/16/20 10:15	
o-Xylene	ug/L	ND	0.50	10/16/20 10:15	
sec-Butylbenzene	ug/L	ND	0.50	10/16/20 10:15	
Styrene	ug/L	ND	0.50	10/16/20 10:15	
tert-Butylbenzene	ug/L	ND	0.50	10/16/20 10:15	
Tetrachloroethene	ug/L	ND	0.50	10/16/20 10:15	
Toluene	ug/L	ND	0.50	10/16/20 10:15	
trans-1,2-Dichloroethene	ug/L	ND	0.50	10/16/20 10:15	
trans-1,3-Dichloropropene	ug/L	ND	0.50	10/16/20 10:15	
Trichloroethene	ug/L	ND	0.50	10/16/20 10:15	
Trichlorofluoromethane	ug/L	ND	1.0	10/16/20 10:15	
Vinyl chloride	ug/L	ND	1.0	10/16/20 10:15	
1,2-Dichloroethane-d4 (S)	%	101	70-130	10/16/20 10:15	
4-Bromofluorobenzene (S)	%	98	70-130	10/16/20 10:15	
Toluene-d8 (S)	%	99	70-130	10/16/20 10:15	

LABORATORY CONTROL SAMPLE: 3037503

Parameter	Units	Spike Conc.	LCS Result	LCS % Rec	% Rec Limits	Qualifiers
1,1,1,2-Tetrachloroethane	ug/L	50	52.6	105	60-140	
1,1,1-Trichloroethane	ug/L	50	55.3	111	60-140	
1,1,2,2-Tetrachloroethane	ug/L	50	50.4	101	60-140	
1,1,2-Trichloroethane	ug/L	50	52.3	105	60-140	
1,1-Dichloroethane	ug/L	50	53.9	108	60-140	
1,1-Dichloroethene	ug/L	50	55.3	111	60-140	
1,1-Dichloropropene	ug/L	50	54.4	109	60-140	
1,2,3-Trichlorobenzene	ug/L	50	53.1	106	60-140	
1,2,3-Trichloropropane	ug/L	50	51.2	102	60-140	
1,2,4-Trichlorobenzene	ug/L	50	55.7	111	60-140	
1,2,4-Trimethylbenzene	ug/L	50	51.7	103	60-140	
1,2-Dibromo-3-chloropropane	ug/L	50	54.7	109	60-140	
1,2-Dibromoethane (EDB)	ug/L	50	53.6	107	60-140	
1,2-Dichlorobenzene	ug/L	50	51.6	103	60-140	
1,2-Dichloroethane	ug/L	50	47.7	95	60-140	
1,2-Dichloropropane	ug/L	50	53.7	107	60-140	
1,3,5-Trimethylbenzene	ug/L	50	51.6	103	60-140	

Results presented on this page are in the units indicated by the "Units" column except where an alternate unit is presented to the right of the result.

REPORT OF LABORATORY ANALYSIS

This report shall not be reproduced, except in full,
without the written consent of Pace Analytical Services, LLC.

Pace Analytical Services, LLC
9800 Kincey Ave. Suite 100
Huntersville, NC 28078
(704)875-9092

QUALITY CONTROL DATA

Project: 2020-LI-2448 Incident
Pace Project No.: 92500720

LABORATORY CONTROL SAMPLE: 3037503

Parameter	Units	Spike Conc.	LCS Result	LCS % Rec	% Rec Limits	Qualifiers
1,3-Dichlorobenzene	ug/L	50	52.2	104	60-140	
1,3-Dichloropropane	ug/L	50	53.0	106	60-140	
1,4-Dichlorobenzene	ug/L	50	51.5	103	60-140	
2,2-Dichloropropane	ug/L	50	55.3	111	60-140	
2-Chlorotoluene	ug/L	50	52.2	104	60-140	
4-Chlorotoluene	ug/L	50	51.4	103	60-140	
Benzene	ug/L	50	52.9	106	60-140	
Bromobenzene	ug/L	50	49.9	100	60-140	
Bromochloromethane	ug/L	50	53.3	107	60-140	
Bromodichloromethane	ug/L	50	52.4	105	60-140	
Bromoform	ug/L	50	50.7	101	60-140	
Bromomethane	ug/L	50	52.1	104	60-140	
Carbon tetrachloride	ug/L	50	53.1	106	60-140	
Chlorobenzene	ug/L	50	52.1	104	60-140	
Chloroethane	ug/L	50	42.7	85	60-140	
Chloroform	ug/L	50	53.0	106	60-140	
Chloromethane	ug/L	50	45.9	92	60-140	
cis-1,2-Dichloroethene	ug/L	50	52.5	105	60-140	
cis-1,3-Dichloropropene	ug/L	50	55.1	110	60-140	
Dibromochloromethane	ug/L	50	55.2	110	60-140	
Dibromomethane	ug/L	50	55.1	110	60-140	
Dichlorodifluoromethane	ug/L	50	48.6	97	60-140	
Diisopropyl ether	ug/L	50	51.5	103	60-140	
Ethylbenzene	ug/L	50	51.0	102	60-140	
Hexachloro-1,3-butadiene	ug/L	50	52.8	106	60-140	
Isopropylbenzene (Cumene)	ug/L	50	53.3	107	60-140	
m&p-Xylene	ug/L	100	104	104	60-140	
Methyl-tert-butyl ether	ug/L	50	52.5	105	60-140	
Methylene Chloride	ug/L	50	51.0	102	60-140	
n-Butylbenzene	ug/L	50	55.3	111	60-140	
n-Propylbenzene	ug/L	50	51.8	104	60-140	
Naphthalene	ug/L	50	55.0	110	60-140	
o-Xylene	ug/L	50	52.9	106	60-140	
sec-Butylbenzene	ug/L	50	52.1	104	60-140	
Styrene	ug/L	50	53.5	107	60-140	
tert-Butylbenzene	ug/L	50	44.3	89	60-140	
Tetrachloroethene	ug/L	50	51.2	102	60-140	
Toluene	ug/L	50	52.6	105	60-140	
trans-1,2-Dichloroethene	ug/L	50	54.2	108	60-140	
trans-1,3-Dichloropropene	ug/L	50	54.9	110	60-140	
Trichloroethene	ug/L	50	54.1	108	60-140	
Trichlorofluoromethane	ug/L	50	46.0	92	60-140	
Vinyl chloride	ug/L	50	48.6	97	60-140	
1,2-Dichloroethane-d4 (S)	%			98	70-130	
4-Bromofluorobenzene (S)	%			101	70-130	
Toluene-d8 (S)	%			100	70-130	

Results presented on this page are in the units indicated by the "Units" column except where an alternate unit is presented to the right of the result.

REPORT OF LABORATORY ANALYSIS

This report shall not be reproduced, except in full,
without the written consent of Pace Analytical Services, LLC.

Pace Analytical Services, LLC
9800 Kincey Ave. Suite 100
Huntersville, NC 28078
(704)875-9092

QUALITY CONTROL DATA

Project: 2020-LI-2448 Incident
Pace Project No.: 92500720

MATRIX SPIKE & MATRIX SPIKE DUPLICATE: 3037504 3037505

Parameter	Units	92499844011 Result	MS Spike Conc.	MSD Spike Conc.	MS Result	MSD Result	MS % Rec	MSD % Rec	% Rec Limits	RPD	Qual
1,1,1,2-Tetrachloroethane	ug/L	ND	200	200	204	207	102	104	60-140	1	
1,1,1-Trichloroethane	ug/L	ND	200	200	218	215	109	107	60-140	2	
1,1,2,2-Tetrachloroethane	ug/L	ND	200	200	193	202	96	101	60-140	5	
1,1,2-Trichloroethane	ug/L	ND	200	200	191	211	96	105	60-140	10	
1,1-Dichloroethane	ug/L	ND	200	200	205	205	102	102	60-140	0	
1,1-Dichloroethene	ug/L	ND	200	200	210	210	105	105	60-140	0	
1,1-Dichloropropene	ug/L	ND	200	200	234	237	117	119	60-140	2	
1,2,3-Trichlorobenzene	ug/L	ND	200	200	198	199	99	100	60-140	1	
1,2,3-Trichloropropane	ug/L	ND	200	200	196	198	98	99	60-140	1	
1,2,4-Trichlorobenzene	ug/L	ND	200	200	198	211	99	106	60-140	7	
1,2,4-Trimethylbenzene	ug/L	1010	200	200	1230	1270	110	131	60-140	3	
1,2-Dibromo-3-chloropropane	ug/L	ND	200	200	196	209	98	104	60-140	6	
1,2-Dibromoethane (EDB)	ug/L	ND	200	200	198	204	99	102	60-140	3	
1,2-Dichlorobenzene	ug/L	ND	200	200	183	198	91	99	60-140	8	
1,2-Dichloroethane	ug/L	7.3	200	200	178	182	85	87	60-140	2	
1,2-Dichloropropane	ug/L	ND	200	200	219	224	109	112	60-140	2	
1,3,5-Trimethylbenzene	ug/L	ND	200	200	519	542	260	271	60-140	4	M1
1,3-Dichlorobenzene	ug/L	ND	200	200	182	197	91	99	60-140	8	
1,3-Dichloropropane	ug/L	ND	200	200	208	218	104	109	60-140	5	
1,4-Dichlorobenzene	ug/L	ND	200	200	190	198	95	99	60-140	4	
2,2-Dichloropropane	ug/L	ND	200	200	242	236	121	118	60-140	3	
2-Chlorotoluene	ug/L	ND	200	200	208	217	104	109	60-140	4	
4-Chlorotoluene	ug/L	ND	200	200	197	209	99	105	60-140	6	
Benzene	ug/L	110	200	200	324	330	107	110	60-140	2	
Bromobenzene	ug/L	ND	200	200	196	201	98	101	60-140	3	
Bromochloromethane	ug/L	ND	200	200	194	200	97	100	60-140	3	
Bromodichloromethane	ug/L	ND	200	200	185	188	92	94	60-140	2	
Bromoform	ug/L	ND	200	200	163	162	82	81	60-140	1	
Bromomethane	ug/L	ND	200	200	229	233	115	116	60-140	1	
Carbon tetrachloride	ug/L	ND	200	200	217	216	109	108	60-140	1	
Chlorobenzene	ug/L	ND	200	200	206	206	103	103	60-140	0	
Chloroethane	ug/L	ND	200	200	209	201	105	100	60-140	4	
Chloroform	ug/L	ND	200	200	203	207	101	104	60-140	2	
Chloromethane	ug/L	ND	200	200	167	173	83	87	60-140	4	
cis-1,2-Dichloroethene	ug/L	ND	200	200	198	193	99	97	60-140	2	
cis-1,3-Dichloropropene	ug/L	ND	200	200	213	221	106	110	60-140	4	
Dibromochloromethane	ug/L	ND	200	200	209	213	104	106	60-140	2	
Dibromomethane	ug/L	ND	200	200	197	211	98	106	60-140	7	
Dichlorodifluoromethane	ug/L	ND	200	200	160	161	80	80	60-140	0	
Diisopropyl ether	ug/L	ND	200	200	176	177	88	88	60-140	0	
Ethylbenzene	ug/L	641	200	200	854	871	107	115	60-140	2	
Hexachloro-1,3-butadiene	ug/L	ND	200	200	233	239	116	120	60-140	3	
Isopropylbenzene (Cumene)	ug/L	39.7	200	200	238	245	99	103	60-140	3	
m&p-Xylene	ug/L	2510	400	400	3090	3120	144	152	60-140	1	M1
Methyl-tert-butyl ether	ug/L	340	200	200	532	532	96	96	60-140	0	
Methylene Chloride	ug/L	ND	200	200	168	162	84	81	60-140	4	

Results presented on this page are in the units indicated by the "Units" column except where an alternate unit is presented to the right of the result.

REPORT OF LABORATORY ANALYSIS

This report shall not be reproduced, except in full,
without the written consent of Pace Analytical Services, LLC.

Pace Analytical Services, LLC
9800 Kincey Ave. Suite 100
Huntersville, NC 28078
(704)875-9092

QUALITY CONTROL DATA

Project: 2020-LI-2448 Incident
Pace Project No.: 92500720

MATRIX SPIKE & MATRIX SPIKE DUPLICATE: 3037504 3037505

Parameter	Units	92499844011 Result	MS Spike Conc.	MSD Spike Conc.	MS Result	MSD Result	MS % Rec	MSD % Rec	% Rec Limits	RPD	Qual
n-Butylbenzene	ug/L	ND	200	200	246	251	123	125	60-140	2	
n-Propylbenzene	ug/L	ND	200	200	299	302	150	151	60-140	1	M1
Naphthalene	ug/L	279	200	200	466	488	94	105	60-140	5	
o-Xylene	ug/L	1160	200	200	1360	1400	103	122	60-140	3	
sec-Butylbenzene	ug/L	ND	200	200	208	213	104	107	60-140	3	
Styrene	ug/L	ND	200	200	206	208	103	104	60-140	1	
tert-Butylbenzene	ug/L	ND	200	200	177	178	89	89	60-140	0	
Tetrachloroethene	ug/L	ND	200	200	199	210	100	105	60-140	5	
Toluene	ug/L	506	200	200	692	706	93	100	60-140	2	
trans-1,2-Dichloroethene	ug/L	ND	200	200	210	205	105	102	60-140	2	
trans-1,3-Dichloropropene	ug/L	ND	200	200	210	204	105	102	60-140	3	
Trichloroethene	ug/L	ND	200	200	215	215	107	108	60-140	0	
Trichlorofluoromethane	ug/L	ND	200	200	193	191	97	95	60-140	1	
Vinyl chloride	ug/L	ND	200	200	181	182	90	91	60-140	0	
1,2-Dichloroethane-d4 (S)	%						92	90	70-130		
4-Bromofluorobenzene (S)	%						101	100	70-130		
Toluene-d8 (S)	%						98	97	70-130		

Results presented on this page are in the units indicated by the "Units" column except where an alternate unit is presented to the right of the result.

REPORT OF LABORATORY ANALYSIS

This report shall not be reproduced, except in full,
without the written consent of Pace Analytical Services, LLC.

Pace Analytical Services, LLC
9800 Kincey Ave. Suite 100
Huntersville, NC 28078
(704)875-9092

QUALIFIERS

Project: 2020-LI-2448 Incident
Pace Project No.: 92500720

DEFINITIONS

DF - Dilution Factor, if reported, represents the factor applied to the reported data due to dilution of the sample aliquot.

ND - Not Detected at or above adjusted reporting limit.

TNTC - Too Numerous To Count

J - Estimated concentration above the adjusted method detection limit and below the adjusted reporting limit.

MDL - Adjusted Method Detection Limit.

PQL - Practical Quantitation Limit.

RL - Reporting Limit - The lowest concentration value that meets project requirements for quantitative data with known precision and bias for a specific analyte in a specific matrix.

S - Surrogate

1,2-Diphenylhydrazine decomposes to and cannot be separated from Azobenzene using Method 8270. The result for each analyte is a combined concentration.

Consistent with EPA guidelines, unrounded data are displayed and have been used to calculate % recovery and RPD values.

LCS(D) - Laboratory Control Sample (Duplicate)

MS(D) - Matrix Spike (Duplicate)

DUP - Sample Duplicate

RPD - Relative Percent Difference

NC - Not Calculable.

SG - Silica Gel - Clean-Up

U - Indicates the compound was analyzed for, but not detected.

Acid preservation may not be appropriate for 2 Chloroethylvinyl ether.

A separate vial preserved to a pH of 4-5 is recommended in SW846 Chapter 4 for the analysis of Acrolein and Acrylonitrile by EPA Method 8260.

N-Nitrosodiphenylamine decomposes and cannot be separated from Diphenylamine using Method 8270. The result reported for each analyte is a combined concentration.

Pace Analytical is TNI accredited. Contact your Pace PM for the current list of accredited analytes.

TNI - The NELAC Institute.

ANALYTE QUALIFIERS

M1 Matrix spike recovery exceeded QC limits. Batch accepted based on laboratory control sample (LCS) recovery.

This report shall not be reproduced, except in full,
without the written consent of Pace Analytical Services, LLC.

Pace Analytical Services, LLC
9800 Kincey Ave. Suite 100
Huntersville, NC 28078
(704)875-9092

QUALITY CONTROL DATA CROSS REFERENCE TABLE

Project: 2020-LI-2448 Incident
Pace Project No.: 92500720

Lab ID	Sample ID	QC Batch Method	QC Batch	Analytical Method	Analytical Batch
92500720001	**13926B_HC_RD_20201015**	MADEPV	1561311	MADEP VPH	1561311
92500720001	**13926B_HC_RD_20201015**	EPA 3010A	573658	EPA 6010D	573678
92500720001	**13926B_HC_RD_20201015**	SM 6200B	573734		

This report shall not be reproduced, except in full,
without the written consent of Pace Analytical Services, LLC.

Pace Analytical

CHAIN-OF-CUSTODY Analytical Request Document

Chain-of-Custody is a LEGAL DOCUMENT - Complete all relevent fields

LAB USE ... umber or

WO# : 92500720

92500720

Containe

Company: Apex Companies

Address:

Billing Information:

Report To: Andrew Street

Email To: Andrew.Street@apexcos.com

Copy To:

Site Collection Info/Address: 13926B Huntersville Concord Rd

Customer Project Name/Number: 2020-L1-2448 Incident

State: NC County/City: Huntersville Time Zone Collected: [ ] PT [ ] MT [ ] CT [ ] ET

Phone:
Email:

Site/Facility ID #:

Compliance Monitoring? [ ] Yes [ ] No

Collected By (print): Naomi Fretz

Purchase Order #:
Quote #:

DW PWS ID #:
DW Location Code:

Collected By (signature): Naomi Fretz

Turnaround Date Required: ASAP

Immediately Packed on Ice: [ ] Yes [ ] No

Sample Disposal:
[ ] Dispose as appropriate [ ] Return
[ ] Archive: _____
[ ] Hold: _____

Rush:
[ ] Same Day [ ] Next Day
[ ] 2 Day [ ] 3 Day [ ] 4 Day [ ] 5 Day
(Expedite Charges Apply)

Field Filtered (if applicable): [ ] Yes [ ] No
Analysis: _____

* Matrix Codes (Insert in Matrix box below): Drinking Water (DW), Ground Water (GW), Wastewater (WW), Product (P), Soil/Solid (SL), Oil (OL), Wipe (WP), Air (AR), Tissue (TS), Bioassay (B), Vapor (V), Other (OT)

** Preservative Types: (1) nitric acid, (2) sulfuric acid, (3) hydrochloric acid, (4) sodium hydroxide, (5) zinc acetate, (6) methanol, (7) sodium bisulfate, (8) sodium thiosulfate, (9) hexane, (A) ascorbic acid, (B) ammonium sulfate, (C) ammonium hydroxide, (D) TSP, (U) Unpreserved, (O) Other _____

Analyses

Customer Sample ID	Matrix *	Comp / Grab	Collected (or Composite Start) Date	Collected (or Composite Start) Time	Composite End Date	Composite End Time	Res Cl	# of Ctns	VOCs 6200B	MADEP VPH	Lead							
13926B.HC.RD.20201015	DW	G	10-15-20	1055				8	X	X	X							

Lab Profile/Line:

Lab Sample Receipt Checklist:

Custody Seals Present/Intact Y N NA
Custody Signatures Present Y N NA
Collector Signature Present Y N NA
Bottles Intact Y N NA
Correct Bottles Y N NA
Sufficient Volume Y N NA
Samples Received on Ice Y N NA
VOA - Headspace Acceptable Y N NA
USDA Regulated Soils Y N NA
Samples in Holding Time Y N NA
Residual Chlorine Present Y N NA
Cl Strips: _____
Sample pH Acceptable Y N NA
pH Strips: _____
Sulfide Present Y N NA
Lead Acetate Strips: _____

LAB USE ONLY:
Lab Sample # / Comments:
92500720
001

Customer Remarks / Special Conditions / Possible Hazards:

Type of Ice Used: Wet Blue Dry None

Packing Material Used:

Radchem sample(s) screened (<500 cpm): Y N NA

SHORT HOLDS PRESENT (<72 hours): Y N N/A

Lab Tracking #: 2538859

Samples received via: FEDEX UPS Client Courier Pace Courier

Lab Sample Temperature Info:
Temp Blank Received: Y N NA
Therm ID#: 920061
Cooler 1 Temp Upon Receipt: 3.7 oC
Cooler 1 Therm Corr. Factor: 0 oC
Cooler 1 Corrected Temp: 3.7 oC
Comments:

Relinquished by/Company: (Signature)	Date/Time:	Received by/Company: (Signature)	Date/Time:
Naomi Fretz / Apex	10-15-20 1640	Erick [signature] Pace HC	10/15/20 1640
Relinquished by/Company: (Signature)	Date/Time:	Received by/Company: (Signature)	Date/Time:
Relinquished by/Company: (Signature)	Date/Time:	Received by/Company: (Signature)	Date/Time:

MTJL LAB USE ONLY
Table #:
Acctnum:
Template:
Prelogin:
PM:
PB:

Trip Blank Received: Y N NA
HCL MeOH TSP Other

Non Conformance(s): YES / NO

Page: _____ of: _____

Pace Analytical Services, LLC
9800 Kincey Ave. Suite 100
Huntersville, NC 28078
(704)875-9092

October 19, 2020

Andrew Street
Apex Companies - NC
5900 Northwoods Business Pkwy
Suite 5900-0
Charlotte, NC 28269

RE: Project: 2020-LI-2448 Incident
Pace Project No.: 92500721

Dear Andrew Street:

Enclosed are the analytical results for sample(s) received by the laboratory on October 15, 2020. The results relate only to the samples included in this report. Results reported herein conform to the applicable TNI/NELAC Standards and the laboratory's Quality Manual, where applicable, unless otherwise noted in the body of the report.

The test results provided in this final report were generated by each of the following laboratories within the Pace Network:

- Pace National - Mt. Juliet
- Pace Analytical Services - Asheville
- Pace Analytical Services - Charlotte

If you have any questions concerning this report, please feel free to contact me.

Sincerely,

Angela M. Baioni

Angela Baioni
angela.baioni@pacelabs.com
(704)875-9092
Project Manager

Enclosures

cc: J Culbreath, Colonial Pipeline Company
Robert Hughes, Colonial Pipeline
Margaret King, APEX Companies, LLC
Emily Little, Apex Companies
Jeff Morrison, Colonial Pipeline Company
Tom Naumann, APEX Companies - NC
Joe Nicolette, Montrose-EPS
Christopher Schultz, Apex Companies
Alex Testoff, Montrose-EPS
Michael Verdon, Colonial Pipeline Company
JM Wyatt, Colonial Pipeline Company

This report shall not be reproduced, except in full,
without the written consent of Pace Analytical Services, LLC.

Pace Analytical Services, LLC
9800 Kincey Ave. Suite 100
Huntersville, NC 28078
(704)875-9092

CERTIFICATIONS

Project: 2020-LI-2448 Incident
Pace Project No.: 92500721

Pace Analytical Services National

12065 Lebanon Road, Mt. Juliet, TN 37122
Alabama Certification #: 40660
Alaska Certification 17-026
Arizona Certification #: AZ0612
Arkansas Certification #: 88-0469
California Certification #: 2932
Canada Certification #: 1461.01
Colorado Certification #: TN00003
Connecticut Certification #: PH-0197
DOD Certification: #1461.01
EPA# TN00003
Florida Certification #: E87487
Georgia DW Certification #: 923
Georgia Certification: NELAP
Idaho Certification #: TN00003
Illinois Certification #: 200008
Indiana Certification #: C-TN-01
Iowa Certification #: 364
Kansas Certification #: E-10277
Kentucky UST Certification #: 16
Kentucky Certification #: 90010
Louisiana Certification #: AI30792
Louisiana DW Certification #: LA180010
Maine Certification #: TN0002
Maryland Certification #: 324
Massachusetts Certification #: M-TN003
Michigan Certification #: 9958
Minnesota Certification #: 047-999-395
Mississippi Certification #: TN00003
Missouri Certification #: 340
Montana Certification #: CERT0086
Nebraska Certification #: NE-OS-15-05
Nevada Certification #: TN-03-2002-34
New Hampshire Certification #: 2975
New Jersey Certification #: TN002
New Mexico DW Certification
New York Certification #: 11742
North Carolina Aquatic Toxicity Certification #: 41
North Carolina Drinking Water Certification #: 21704
North Carolina Environmental Certificate #: 375
North Dakota Certification #: R-140
Ohio VAP Certification #: CL0069
Oklahoma Certification #: 9915
Oregon Certification #: TN200002
Pennsylvania Certification #: 68-02979
Rhode Island Certification #: LAO00356
South Carolina Certification #: 84004
South Dakota Certification
Tennessee DW/Chem/Micro Certification #: 2006
Texas Mold Certification #: LAB0152
Texas Certification #: T 104704245-17-14
USDA Soil Permit #: P330-15-00234
Utah Certification #: TN00003
Vermont Dept. of Health: ID# VT-2006
Virginia Certification #: VT2006
Virginia Certification #: 460132
Washington Certification #: C847
West Virginia Certification #: 233
Wisconsin Certification #: 998093910
Wyoming UST Certification #: via A2LA 2926.01
A2LA-ISO 17025 Certification #: 1461.01
A2LA-ISO 17025 Certification #: 1461.02
AIHA-LAP/LLC EMLAP Certification #:100789

Pace Analytical Services Charlotte

9800 Kincey Ave. Ste 100, Huntersville, NC 28078
Louisiana/NELAP Certification # LA170028
North Carolina Drinking Water Certification #: 37706
North Carolina Field Services Certification #: 5342
North Carolina Wastewater Certification #: 12
South Carolina Certification #: 99006001
Florida/NELAP Certification #: E87627
Kentucky UST Certification #: 84
Virginia/VELAP Certification #: 460221

Pace Analytical Services Asheville

2225 Riverside Drive, Asheville, NC 28804
Florida/NELAP Certification #: E87648
Massachusetts Certification #: M-NC030
North Carolina Drinking Water Certification #: 37712
North Carolina Wastewater Certification #: 40
South Carolina Certification #: 99030001
Virginia/VELAP Certification #: 460222

REPORT OF LABORATORY ANALYSIS

This report shall not be reproduced, except in full,
without the written consent of Pace Analytical Services, LLC.

Pace Analytical Services, LLC
9800 Kincey Ave. Suite 100
Huntersville, NC 28078
(704)875-9092

SAMPLE ANALYTE COUNT

Project: 2020-LI-2448 Incident
Pace Project No.: 92500721

Lab ID	Sample ID	Method	Analysts	Analytes Reported	Laboratory
92500721001	**13800_HC_RD_20201015**	MADEP VPH	ACG	6	PAN
		EPA 6010D	SH1	1	PASI-A
		SM 6200B	SAS	63	PASI-C

PAN = Pace National - Mt. Juliet
PASI-A = Pace Analytical Services - Asheville
PASI-C = Pace Analytical Services - Charlotte

This report shall not be reproduced, except in full,
without the written consent of Pace Analytical Services, LLC.

Pace Analytical Services, LLC
9800 Kincey Ave. Suite 100
Huntersville, NC 28078
(704)875-9092

ANALYTICAL RESULTS

Project: 2020-LI-2448 Incident
Pace Project No.: 92500721

Sample: 13800_HC_RD_20201015 **Lab ID: 92500721001** Collected: 10/15/20 10:15 Received: 10/15/20 16:40 Matrix: Water

Parameters	Results	Units	Report Limit	DF	Prepared	Analyzed	CAS No.	Qual
MADEPV	Analytical Method: MADEP VPH Preparation Method: MADEPV Pace National - Mt. Juliet							
Aliphatic (C05-C08)	ND	ug/L	100	1	10/18/20 22:46	10/18/20 22:46		
Aliphatic (C09-C12)	ND	ug/L	100	1	10/18/20 22:46	10/18/20 22:46		
Aromatic (C09-C10),Unadjusted	ND	ug/L	100	1	10/18/20 22:46	10/18/20 22:46	TPHC9C10A	
Total VPH	ND	ug/L	100	1	10/18/20 22:46	10/18/20 22:46	VPH	
Surrogates								
2,5-Dibromotoluene (FID)	102	%	70.0-130	1	10/18/20 22:46	10/18/20 22:46	615-59-8FID	
2,5-Dibromotoluene (PID)	100	%	70.0-130	1	10/18/20 22:46	10/18/20 22:46	615-59-8PID	
6010 MET ICP	Analytical Method: EPA 6010D Preparation Method: EPA 3010A Pace Analytical Services - Asheville							
Lead	ND	ug/L	5.0	1	10/16/20 01:32	10/16/20 17:30	7439-92-1	
6200B MSV	Analytical Method: SM 6200B Pace Analytical Services - Charlotte							
Benzene	ND	ug/L	0.50	1		10/16/20 11:44	71-43-2	
Bromobenzene	ND	ug/L	0.50	1		10/16/20 11:44	108-86-1	
Bromochloromethane	ND	ug/L	0.50	1		10/16/20 11:44	74-97-5	
Bromodichloromethane	ND	ug/L	0.50	1		10/16/20 11:44	75-27-4	
Bromoform	ND	ug/L	0.50	1		10/16/20 11:44	75-25-2	
Bromomethane	ND	ug/L	5.0	1		10/16/20 11:44	74-83-9	
n-Butylbenzene	ND	ug/L	0.50	1		10/16/20 11:44	104-51-8	
sec-Butylbenzene	ND	ug/L	0.50	1		10/16/20 11:44	135-98-8	
tert-Butylbenzene	ND	ug/L	0.50	1		10/16/20 11:44	98-06-6	
Carbon tetrachloride	ND	ug/L	0.50	1		10/16/20 11:44	56-23-5	
Chlorobenzene	ND	ug/L	0.50	1		10/16/20 11:44	108-90-7	
Chloroethane	ND	ug/L	1.0	1		10/16/20 11:44	75-00-3	
Chloroform	ND	ug/L	0.50	1		10/16/20 11:44	67-66-3	
Chloromethane	ND	ug/L	1.0	1		10/16/20 11:44	74-87-3	
2-Chlorotoluene	ND	ug/L	0.50	1		10/16/20 11:44	95-49-8	
4-Chlorotoluene	ND	ug/L	0.50	1		10/16/20 11:44	106-43-4	
1,2-Dibromo-3-chloropropane	ND	ug/L	1.0	1		10/16/20 11:44	96-12-8	
Dibromochloromethane	ND	ug/L	0.50	1		10/16/20 11:44	124-48-1	
1,2-Dibromoethane (EDB)	ND	ug/L	0.50	1		10/16/20 11:44	106-93-4	
Dibromomethane	ND	ug/L	0.50	1		10/16/20 11:44	74-95-3	
1,2-Dichlorobenzene	ND	ug/L	0.50	1		10/16/20 11:44	95-50-1	
1,3-Dichlorobenzene	ND	ug/L	0.50	1		10/16/20 11:44	541-73-1	
1,4-Dichlorobenzene	ND	ug/L	0.50	1		10/16/20 11:44	106-46-7	
Dichlorodifluoromethane	ND	ug/L	0.50	1		10/16/20 11:44	75-71-8	
1,1-Dichloroethane	ND	ug/L	0.50	1		10/16/20 11:44	75-34-3	
1,2-Dichloroethane	ND	ug/L	0.50	1		10/16/20 11:44	107-06-2	
1,1-Dichloroethene	ND	ug/L	0.50	1		10/16/20 11:44	75-35-4	
cis-1,2-Dichloroethene	ND	ug/L	0.50	1		10/16/20 11:44	156-59-2	
trans-1,2-Dichloroethene	ND	ug/L	0.50	1		10/16/20 11:44	156-60-5	
1,2-Dichloropropane	ND	ug/L	0.50	1		10/16/20 11:44	78-87-5	
1,3-Dichloropropane	ND	ug/L	0.50	1		10/16/20 11:44	142-28-9	
2,2-Dichloropropane	ND	ug/L	0.50	1		10/16/20 11:44	594-20-7	

REPORT OF LABORATORY ANALYSIS

This report shall not be reproduced, except in full,
without the written consent of Pace Analytical Services, LLC.

Pace Analytical Services, LLC
9800 Kincey Ave. Suite 100
Huntersville, NC 28078
(704)875-9092

ANALYTICAL RESULTS

Project: 2020-LI-2448 Incident
Pace Project No.: 92500721

Sample: 13800_HC_RD_20201015 **Lab ID: 92500721001** Collected: 10/15/20 10:15 Received: 10/15/20 16:40 Matrix: Water

Parameters	Results	Units	Report Limit	DF	Prepared	Analyzed	CAS No.	Qual
6200B MSV	Analytical Method: SM 6200B Pace Analytical Services - Charlotte							
1,1-Dichloropropene	ND	ug/L	0.50	1		10/16/20 11:44	563-58-6	
cis-1,3-Dichloropropene	ND	ug/L	0.50	1		10/16/20 11:44	10061-01-5	
trans-1,3-Dichloropropene	ND	ug/L	0.50	1		10/16/20 11:44	10061-02-6	
Diisopropyl ether	ND	ug/L	0.50	1		10/16/20 11:44	108-20-3	
Ethylbenzene	ND	ug/L	0.50	1		10/16/20 11:44	100-41-4	
Hexachloro-1,3-butadiene	ND	ug/L	2.0	1		10/16/20 11:44	87-68-3	
Isopropylbenzene (Cumene)	ND	ug/L	0.50	1		10/16/20 11:44	98-82-8	
Methylene Chloride	ND	ug/L	2.0	1		10/16/20 11:44	75-09-2	
Methyl-tert-butyl ether	ND	ug/L	0.50	1		10/16/20 11:44	1634-04-4	
Naphthalene	ND	ug/L	2.0	1		10/16/20 11:44	91-20-3	
n-Propylbenzene	ND	ug/L	0.50	1		10/16/20 11:44	103-65-1	
Styrene	ND	ug/L	0.50	1		10/16/20 11:44	100-42-5	
1,1,1,2-Tetrachloroethane	ND	ug/L	0.50	1		10/16/20 11:44	630-20-6	
1,1,2,2-Tetrachloroethane	ND	ug/L	0.50	1		10/16/20 11:44	79-34-5	
Tetrachloroethene	ND	ug/L	0.50	1		10/16/20 11:44	127-18-4	
Toluene	ND	ug/L	0.50	1		10/16/20 11:44	108-88-3	
1,2,3-Trichlorobenzene	ND	ug/L	2.0	1		10/16/20 11:44	87-61-6	
1,2,4-Trichlorobenzene	ND	ug/L	2.0	1		10/16/20 11:44	120-82-1	
1,1,1-Trichloroethane	ND	ug/L	0.50	1		10/16/20 11:44	71-55-6	
1,1,2-Trichloroethane	ND	ug/L	0.50	1		10/16/20 11:44	79-00-5	
Trichloroethene	ND	ug/L	0.50	1		10/16/20 11:44	79-01-6	
Trichlorofluoromethane	ND	ug/L	1.0	1		10/16/20 11:44	75-69-4	
1,2,3-Trichloropropane	ND	ug/L	0.50	1		10/16/20 11:44	96-18-4	
1,2,4-Trimethylbenzene	ND	ug/L	0.50	1		10/16/20 11:44	95-63-6	
1,3,5-Trimethylbenzene	ND	ug/L	0.50	1		10/16/20 11:44	108-67-8	
Vinyl chloride	ND	ug/L	1.0	1		10/16/20 11:44	75-01-4	
m&p-Xylene	ND	ug/L	1.0	1		10/16/20 11:44	179601-23-1	
o-Xylene	ND	ug/L	0.50	1		10/16/20 11:44	95-47-6	
Surrogates								
1,2-Dichloroethane-d4 (S)	101	%	70-130	1		10/16/20 11:44	17060-07-0	
4-Bromofluorobenzene (S)	97	%	70-130	1		10/16/20 11:44	460-00-4	
Toluene-d8 (S)	101	%	70-130	1		10/16/20 11:44	2037-26-5	

REPORT OF LABORATORY ANALYSIS

This report shall not be reproduced, except in full,
without the written consent of Pace Analytical Services, LLC.

Pace Analytical Services, LLC
9800 Kincey Ave. Suite 100
Huntersville, NC 28078
(704)875-9092

QUALITY CONTROL DATA

Project: 2020-LI-2448 Incident
Pace Project No.: 92500721

QC Batch: 1561311
QC Batch Method: MADEPV
Analysis Method: MADEP VPH
Analysis Description: MADEPV
Laboratory: Pace National - Mt. Juliet
Associated Lab Samples: 92500721001

METHOD BLANK: R3582896-2 Matrix: Water
Associated Lab Samples: 92500721001

Parameter	Units	Blank Result	Reporting Limit	Analyzed	Qualifiers
Aliphatic (C05-C08)	ug/L	ND	100	10/18/20 14:37	
Aliphatic (C09-C12)	ug/L	ND	100	10/18/20 14:37	
Aromatic (C09-C10),Unadjusted	ug/L	ND	100	10/18/20 14:37	
Total VPH	ug/L	ND	100	10/18/20 14:37	
2,5-Dibromotoluene (FID)	%	105	70.0-130	10/18/20 14:37	
2,5-Dibromotoluene (PID)	%	105	70.0-130	10/18/20 14:37	

LABORATORY CONTROL SAMPLE & LCSD: R3582896-1 R3582896-3

Parameter	Units	Spike Conc.	LCS Result	LCSD Result	LCS % Rec	LCSD % Rec	% Rec Limits	RPD	Max RPD	Qualifiers
Aliphatic (C05-C08)	ug/L	1200	909	968	75.7	80.7	70.0-130	6.29	25	
Aliphatic (C09-C12)	ug/L	1400	1270	1220	90.7	87.1	70.0-130	4.02	25	
Aromatic (C09-C10),Unadjusted	ug/L	200	206	188	103	94.0	70.0-130	9.14	25	
Total VPH	ug/L	2800	2390	2380	85.4	85.0	70.0-130	0.419	25	
2,5-Dibromotoluene (FID)	%				105	102	70.0-130			
2,5-Dibromotoluene (PID)	%				108	102	70.0-130			

Results presented on this page are in the units indicated by the "Units" column except where an alternate unit is presented to the right of the result.

REPORT OF LABORATORY ANALYSIS

This report shall not be reproduced, except in full,
without the written consent of Pace Analytical Services, LLC.

Pace Analytical Services, LLC
9800 Kincey Ave. Suite 100
Huntersville, NC 28078
(704)875-9092

QUALITY CONTROL DATA

Project: 2020-LI-2448 Incident
Pace Project No.: 92500721

QC Batch: 573658
QC Batch Method: EPA 3010A
Analysis Method: EPA 6010D
Analysis Description: 6010 MET
Laboratory: Pace Analytical Services - Asheville
Associated Lab Samples: 92500721001

METHOD BLANK: 3037353 Matrix: Water
Associated Lab Samples: 92500721001

Parameter	Units	Blank Result	Reporting Limit	Analyzed	Qualifiers
Lead	ug/L	ND	5.0	10/16/20 17:00	

LABORATORY CONTROL SAMPLE: 3037354

Parameter	Units	Spike Conc.	LCS Result	LCS % Rec	% Rec Limits	Qualifiers
Lead	ug/L	500	462	92	80-120	

MATRIX SPIKE & MATRIX SPIKE DUPLICATE: 3037355 3037356

Parameter	Units	92500718001 Result	MS Spike Conc.	MSD Spike Conc.	MS Result	MSD Result	MS % Rec	MSD % Rec	% Rec Limits	RPD	Qual
Lead	ug/L	ND	500	500	483	493	97	99	75-125	2	

Results presented on this page are in the units indicated by the "Units" column except where an alternate unit is presented to the right of the result.

REPORT OF LABORATORY ANALYSIS

This report shall not be reproduced, except in full,
without the written consent of Pace Analytical Services, LLC.

Pace Analytical Services, LLC
9800 Kincey Ave. Suite 100
Huntersville, NC 28078
(704)875-9092

QUALITY CONTROL DATA

Project: 2020-LI-2448 Incident
Pace Project No.: 92500721

QC Batch: 573734
QC Batch Method: SM 6200B
Analysis Method: SM 6200B
Analysis Description: 6200B MSV
Laboratory: Pace Analytical Services - Charlotte

Associated Lab Samples: 92500721001

METHOD BLANK: 3037502 Matrix: Water
Associated Lab Samples: 92500721001

Parameter	Units	Blank Result	Reporting Limit	Analyzed	Qualifiers
1,1,1,2-Tetrachloroethane	ug/L	ND	0.50	10/16/20 10:15	
1,1,1-Trichloroethane	ug/L	ND	0.50	10/16/20 10:15	
1,1,2,2-Tetrachloroethane	ug/L	ND	0.50	10/16/20 10:15	
1,1,2-Trichloroethane	ug/L	ND	0.50	10/16/20 10:15	
1,1-Dichloroethane	ug/L	ND	0.50	10/16/20 10:15	
1,1-Dichloroethene	ug/L	ND	0.50	10/16/20 10:15	
1,1-Dichloropropene	ug/L	ND	0.50	10/16/20 10:15	
1,2,3-Trichlorobenzene	ug/L	ND	2.0	10/16/20 10:15	
1,2,3-Trichloropropane	ug/L	ND	0.50	10/16/20 10:15	
1,2,4-Trichlorobenzene	ug/L	ND	2.0	10/16/20 10:15	
1,2,4-Trimethylbenzene	ug/L	ND	0.50	10/16/20 10:15	
1,2-Dibromo-3-chloropropane	ug/L	ND	1.0	10/16/20 10:15	
1,2-Dibromoethane (EDB)	ug/L	ND	0.50	10/16/20 10:15	
1,2-Dichlorobenzene	ug/L	ND	0.50	10/16/20 10:15	
1,2-Dichloroethane	ug/L	ND	0.50	10/16/20 10:15	
1,2-Dichloropropane	ug/L	ND	0.50	10/16/20 10:15	
1,3,5-Trimethylbenzene	ug/L	ND	0.50	10/16/20 10:15	
1,3-Dichlorobenzene	ug/L	ND	0.50	10/16/20 10:15	
1,3-Dichloropropane	ug/L	ND	0.50	10/16/20 10:15	
1,4-Dichlorobenzene	ug/L	ND	0.50	10/16/20 10:15	
2,2-Dichloropropane	ug/L	ND	0.50	10/16/20 10:15	
2-Chlorotoluene	ug/L	ND	0.50	10/16/20 10:15	
4-Chlorotoluene	ug/L	ND	0.50	10/16/20 10:15	
Benzene	ug/L	ND	0.50	10/16/20 10:15	
Bromobenzene	ug/L	ND	0.50	10/16/20 10:15	
Bromochloromethane	ug/L	ND	0.50	10/16/20 10:15	
Bromodichloromethane	ug/L	ND	0.50	10/16/20 10:15	
Bromoform	ug/L	ND	0.50	10/16/20 10:15	
Bromomethane	ug/L	ND	5.0	10/16/20 10:15	
Carbon tetrachloride	ug/L	ND	0.50	10/16/20 10:15	
Chlorobenzene	ug/L	ND	0.50	10/16/20 10:15	
Chloroethane	ug/L	ND	1.0	10/16/20 10:15	
Chloroform	ug/L	ND	0.50	10/16/20 10:15	
Chloromethane	ug/L	ND	1.0	10/16/20 10:15	
cis-1,2-Dichloroethene	ug/L	ND	0.50	10/16/20 10:15	
cis-1,3-Dichloropropene	ug/L	ND	0.50	10/16/20 10:15	
Dibromochloromethane	ug/L	ND	0.50	10/16/20 10:15	
Dibromomethane	ug/L	ND	0.50	10/16/20 10:15	
Dichlorodifluoromethane	ug/L	ND	0.50	10/16/20 10:15	
Diisopropyl ether	ug/L	ND	0.50	10/16/20 10:15	

Results presented on this page are in the units indicated by the "Units" column except where an alternate unit is presented to the right of the result.

REPORT OF LABORATORY ANALYSIS

This report shall not be reproduced, except in full,
without the written consent of Pace Analytical Services, LLC.

Pace Analytical Services, LLC
9800 Kincey Ave. Suite 100
Huntersville, NC 28078
(704)875-9092

QUALITY CONTROL DATA

Project: 2020-LI-2448 Incident
Pace Project No.: 92500721

METHOD BLANK: 3037502 Matrix: Water
Associated Lab Samples: 92500721001

Parameter	Units	Blank Result	Reporting Limit	Analyzed	Qualifiers
Ethylbenzene	ug/L	ND	0.50	10/16/20 10:15	
Hexachloro-1,3-butadiene	ug/L	ND	2.0	10/16/20 10:15	
Isopropylbenzene (Cumene)	ug/L	ND	0.50	10/16/20 10:15	
m&p-Xylene	ug/L	ND	1.0	10/16/20 10:15	
Methyl-tert-butyl ether	ug/L	ND	0.50	10/16/20 10:15	
Methylene Chloride	ug/L	ND	2.0	10/16/20 10:15	
n-Butylbenzene	ug/L	ND	0.50	10/16/20 10:15	
n-Propylbenzene	ug/L	ND	0.50	10/16/20 10:15	
Naphthalene	ug/L	ND	2.0	10/16/20 10:15	
o-Xylene	ug/L	ND	0.50	10/16/20 10:15	
sec-Butylbenzene	ug/L	ND	0.50	10/16/20 10:15	
Styrene	ug/L	ND	0.50	10/16/20 10:15	
tert-Butylbenzene	ug/L	ND	0.50	10/16/20 10:15	
Tetrachloroethene	ug/L	ND	0.50	10/16/20 10:15	
Toluene	ug/L	ND	0.50	10/16/20 10:15	
trans-1,2-Dichloroethene	ug/L	ND	0.50	10/16/20 10:15	
trans-1,3-Dichloropropene	ug/L	ND	0.50	10/16/20 10:15	
Trichloroethene	ug/L	ND	0.50	10/16/20 10:15	
Trichlorofluoromethane	ug/L	ND	1.0	10/16/20 10:15	
Vinyl chloride	ug/L	ND	1.0	10/16/20 10:15	
1,2-Dichloroethane-d4 (S)	%	101	70-130	10/16/20 10:15	
4-Bromofluorobenzene (S)	%	98	70-130	10/16/20 10:15	
Toluene-d8 (S)	%	99	70-130	10/16/20 10:15	

LABORATORY CONTROL SAMPLE: 3037503

Parameter	Units	Spike Conc.	LCS Result	LCS % Rec	% Rec Limits	Qualifiers
1,1,1,2-Tetrachloroethane	ug/L	50	52.6	105	60-140	
1,1,1-Trichloroethane	ug/L	50	55.3	111	60-140	
1,1,2,2-Tetrachloroethane	ug/L	50	50.4	101	60-140	
1,1,2-Trichloroethane	ug/L	50	52.3	105	60-140	
1,1-Dichloroethane	ug/L	50	53.9	108	60-140	
1,1-Dichloroethene	ug/L	50	55.3	111	60-140	
1,1-Dichloropropene	ug/L	50	54.4	109	60-140	
1,2,3-Trichlorobenzene	ug/L	50	53.1	106	60-140	
1,2,3-Trichloropropane	ug/L	50	51.2	102	60-140	
1,2,4-Trichlorobenzene	ug/L	50	55.7	111	60-140	
1,2,4-Trimethylbenzene	ug/L	50	51.7	103	60-140	
1,2-Dibromo-3-chloropropane	ug/L	50	54.7	109	60-140	
1,2-Dibromoethane (EDB)	ug/L	50	53.6	107	60-140	
1,2-Dichlorobenzene	ug/L	50	51.6	103	60-140	
1,2-Dichloroethane	ug/L	50	47.7	95	60-140	
1,2-Dichloropropane	ug/L	50	53.7	107	60-140	
1,3,5-Trimethylbenzene	ug/L	50	51.6	103	60-140	

Results presented on this page are in the units indicated by the "Units" column except where an alternate unit is presented to the right of the result.

REPORT OF LABORATORY ANALYSIS

This report shall not be reproduced, except in full,
without the written consent of Pace Analytical Services, LLC.

Pace Analytical Services, LLC
9800 Kincey Ave. Suite 100
Huntersville, NC 28078
(704)875-9092

QUALITY CONTROL DATA

Project: 2020-LI-2448 Incident
Pace Project No.: 92500721

LABORATORY CONTROL SAMPLE: 3037503

Parameter	Units	Spike Conc.	LCS Result	LCS % Rec	% Rec Limits	Qualifiers
1,3-Dichlorobenzene	ug/L	50	52.2	104	60-140	
1,3-Dichloropropane	ug/L	50	53.0	106	60-140	
1,4-Dichlorobenzene	ug/L	50	51.5	103	60-140	
2,2-Dichloropropane	ug/L	50	55.3	111	60-140	
2-Chlorotoluene	ug/L	50	52.2	104	60-140	
4-Chlorotoluene	ug/L	50	51.4	103	60-140	
Benzene	ug/L	50	52.9	106	60-140	
Bromobenzene	ug/L	50	49.9	100	60-140	
Bromochloromethane	ug/L	50	53.3	107	60-140	
Bromodichloromethane	ug/L	50	52.4	105	60-140	
Bromoform	ug/L	50	50.7	101	60-140	
Bromomethane	ug/L	50	52.1	104	60-140	
Carbon tetrachloride	ug/L	50	53.1	106	60-140	
Chlorobenzene	ug/L	50	52.1	104	60-140	
Chloroethane	ug/L	50	42.7	85	60-140	
Chloroform	ug/L	50	53.0	106	60-140	
Chloromethane	ug/L	50	45.9	92	60-140	
cis-1,2-Dichloroethene	ug/L	50	52.5	105	60-140	
cis-1,3-Dichloropropene	ug/L	50	55.1	110	60-140	
Dibromochloromethane	ug/L	50	55.2	110	60-140	
Dibromomethane	ug/L	50	55.1	110	60-140	
Dichlorodifluoromethane	ug/L	50	48.6	97	60-140	
Diisopropyl ether	ug/L	50	51.5	103	60-140	
Ethylbenzene	ug/L	50	51.0	102	60-140	
Hexachloro-1,3-butadiene	ug/L	50	52.8	106	60-140	
Isopropylbenzene (Cumene)	ug/L	50	53.3	107	60-140	
m&p-Xylene	ug/L	100	104	104	60-140	
Methyl-tert-butyl ether	ug/L	50	52.5	105	60-140	
Methylene Chloride	ug/L	50	51.0	102	60-140	
n-Butylbenzene	ug/L	50	55.3	111	60-140	
n-Propylbenzene	ug/L	50	51.8	104	60-140	
Naphthalene	ug/L	50	55.0	110	60-140	
o-Xylene	ug/L	50	52.9	106	60-140	
sec-Butylbenzene	ug/L	50	52.1	104	60-140	
Styrene	ug/L	50	53.5	107	60-140	
tert-Butylbenzene	ug/L	50	44.3	89	60-140	
Tetrachloroethene	ug/L	50	51.2	102	60-140	
Toluene	ug/L	50	52.6	105	60-140	
trans-1,2-Dichloroethene	ug/L	50	54.2	108	60-140	
trans-1,3-Dichloropropene	ug/L	50	54.9	110	60-140	
Trichloroethene	ug/L	50	54.1	108	60-140	
Trichlorofluoromethane	ug/L	50	46.0	92	60-140	
Vinyl chloride	ug/L	50	48.6	97	60-140	
1,2-Dichloroethane-d4 (S)	%			98	70-130	
4-Bromofluorobenzene (S)	%			101	70-130	
Toluene-d8 (S)	%			100	70-130	

Results presented on this page are in the units indicated by the "Units" column except where an alternate unit is presented to the right of the result.

REPORT OF LABORATORY ANALYSIS

This report shall not be reproduced, except in full,
without the written consent of Pace Analytical Services, LLC.

Pace Analytical Services, LLC
9800 Kincey Ave. Suite 100
Huntersville, NC 28078
(704)875-9092

QUALITY CONTROL DATA

Project: 2020-LI-2448 Incident
Pace Project No.: 92500721

MATRIX SPIKE & MATRIX SPIKE DUPLICATE: 3037504 3037505

Parameter	Units	92499844011 Result	MS Spike Conc.	MSD Spike Conc.	MS Result	MSD Result	MS % Rec	MSD % Rec	% Rec Limits	RPD	Qual
1,1,1,2-Tetrachloroethane	ug/L	ND	200	200	204	207	102	104	60-140	1	
1,1,1-Trichloroethane	ug/L	ND	200	200	218	215	109	107	60-140	2	
1,1,2,2-Tetrachloroethane	ug/L	ND	200	200	193	202	96	101	60-140	5	
1,1,2-Trichloroethane	ug/L	ND	200	200	191	211	96	105	60-140	10	
1,1-Dichloroethane	ug/L	ND	200	200	205	205	102	102	60-140	0	
1,1-Dichloroethene	ug/L	ND	200	200	210	210	105	105	60-140	0	
1,1-Dichloropropene	ug/L	ND	200	200	234	237	117	119	60-140	2	
1,2,3-Trichlorobenzene	ug/L	ND	200	200	198	199	99	100	60-140	1	
1,2,3-Trichloropropane	ug/L	ND	200	200	196	198	98	99	60-140	1	
1,2,4-Trichlorobenzene	ug/L	ND	200	200	198	211	99	106	60-140	7	
1,2,4-Trimethylbenzene	ug/L	1010	200	200	1230	1270	110	131	60-140	3	
1,2-Dibromo-3-chloropropane	ug/L	ND	200	200	196	209	98	104	60-140	6	
1,2-Dibromoethane (EDB)	ug/L	ND	200	200	198	204	99	102	60-140	3	
1,2-Dichlorobenzene	ug/L	ND	200	200	183	198	91	99	60-140	8	
1,2-Dichloroethane	ug/L	7.3	200	200	178	182	85	87	60-140	2	
1,2-Dichloropropane	ug/L	ND	200	200	219	224	109	112	60-140	2	
1,3,5-Trimethylbenzene	ug/L	ND	200	200	519	542	260	271	60-140	4	M1
1,3-Dichlorobenzene	ug/L	ND	200	200	182	197	91	99	60-140	8	
1,3-Dichloropropane	ug/L	ND	200	200	208	218	104	109	60-140	5	
1,4-Dichlorobenzene	ug/L	ND	200	200	190	198	95	99	60-140	4	
2,2-Dichloropropane	ug/L	ND	200	200	242	236	121	118	60-140	3	
2-Chlorotoluene	ug/L	ND	200	200	208	217	104	109	60-140	4	
4-Chlorotoluene	ug/L	ND	200	200	197	209	99	105	60-140	6	
Benzene	ug/L	110	200	200	324	330	107	110	60-140	2	
Bromobenzene	ug/L	ND	200	200	196	201	98	101	60-140	3	
Bromochloromethane	ug/L	ND	200	200	194	200	97	100	60-140	3	
Bromodichloromethane	ug/L	ND	200	200	185	188	92	94	60-140	2	
Bromoform	ug/L	ND	200	200	163	162	82	81	60-140	1	
Bromomethane	ug/L	ND	200	200	229	233	115	116	60-140	1	
Carbon tetrachloride	ug/L	ND	200	200	217	216	109	108	60-140	1	
Chlorobenzene	ug/L	ND	200	200	206	206	103	103	60-140	0	
Chloroethane	ug/L	ND	200	200	209	201	105	100	60-140	4	
Chloroform	ug/L	ND	200	200	203	207	101	104	60-140	2	
Chloromethane	ug/L	ND	200	200	167	173	83	87	60-140	4	
cis-1,2-Dichloroethene	ug/L	ND	200	200	198	193	99	97	60-140	2	
cis-1,3-Dichloropropene	ug/L	ND	200	200	213	221	106	110	60-140	4	
Dibromochloromethane	ug/L	ND	200	200	209	213	104	106	60-140	2	
Dibromomethane	ug/L	ND	200	200	197	211	98	106	60-140	7	
Dichlorodifluoromethane	ug/L	ND	200	200	160	161	80	80	60-140	0	
Diisopropyl ether	ug/L	ND	200	200	176	177	88	88	60-140	0	
Ethylbenzene	ug/L	641	200	200	854	871	107	115	60-140	2	
Hexachloro-1,3-butadiene	ug/L	ND	200	200	233	239	116	120	60-140	3	
Isopropylbenzene (Cumene)	ug/L	39.7	200	200	238	245	99	103	60-140	3	
m&p-Xylene	ug/L	2510	400	400	3090	3120	144	152	60-140	1	M1
Methyl-tert-butyl ether	ug/L	340	200	200	532	532	96	96	60-140	0	
Methylene Chloride	ug/L	ND	200	200	168	162	84	81	60-140	4	

Results presented on this page are in the units indicated by the "Units" column except where an alternate unit is presented to the right of the result.

REPORT OF LABORATORY ANALYSIS

This report shall not be reproduced, except in full,
without the written consent of Pace Analytical Services, LLC.

Pace Analytical Services, LLC
9800 Kincey Ave. Suite 100
Huntersville, NC 28078
(704)875-9092

QUALITY CONTROL DATA

Project: 2020-LI-2448 Incident
Pace Project No.: 92500721

MATRIX SPIKE & MATRIX SPIKE DUPLICATE: 3037504 3037505

Parameter	Units	92499844011 Result	MS Spike Conc.	MSD Spike Conc.	MS Result	MSD Result	MS % Rec	MSD % Rec	% Rec Limits	RPD	Qual
n-Butylbenzene	ug/L	ND	200	200	246	251	123	125	60-140	2	
n-Propylbenzene	ug/L	ND	200	200	299	302	150	151	60-140	1	M1
Naphthalene	ug/L	279	200	200	466	488	94	105	60-140	5	
o-Xylene	ug/L	1160	200	200	1360	1400	103	122	60-140	3	
sec-Butylbenzene	ug/L	ND	200	200	208	213	104	107	60-140	3	
Styrene	ug/L	ND	200	200	206	208	103	104	60-140	1	
tert-Butylbenzene	ug/L	ND	200	200	177	178	89	89	60-140	0	
Tetrachloroethene	ug/L	ND	200	200	199	210	100	105	60-140	5	
Toluene	ug/L	506	200	200	692	706	93	100	60-140	2	
trans-1,2-Dichloroethene	ug/L	ND	200	200	210	205	105	102	60-140	2	
trans-1,3-Dichloropropene	ug/L	ND	200	200	210	204	105	102	60-140	3	
Trichloroethene	ug/L	ND	200	200	215	215	107	108	60-140	0	
Trichlorofluoromethane	ug/L	ND	200	200	193	191	97	95	60-140	1	
Vinyl chloride	ug/L	ND	200	200	181	182	90	91	60-140	0	
1,2-Dichloroethane-d4 (S)	%						92	90	70-130		
4-Bromofluorobenzene (S)	%						101	100	70-130		
Toluene-d8 (S)	%						98	97	70-130		

Results presented on this page are in the units indicated by the "Units" column except where an alternate unit is presented to the right of the result.

REPORT OF LABORATORY ANALYSIS

This report shall not be reproduced, except in full,
without the written consent of Pace Analytical Services, LLC.

Pace Analytical Services, LLC
9800 Kincey Ave. Suite 100
Huntersville, NC 28078
(704)875-9092

QUALIFIERS

Project: 2020-LI-2448 Incident
Pace Project No.: 92500721

DEFINITIONS

DF - Dilution Factor, if reported, represents the factor applied to the reported data due to dilution of the sample aliquot.

ND - Not Detected at or above adjusted reporting limit.

TNTC - Too Numerous To Count

J - Estimated concentration above the adjusted method detection limit and below the adjusted reporting limit.

MDL - Adjusted Method Detection Limit.

PQL - Practical Quantitation Limit.

RL - Reporting Limit - The lowest concentration value that meets project requirements for quantitative data with known precision and bias for a specific analyte in a specific matrix.

S - Surrogate

1,2-Diphenylhydrazine decomposes to and cannot be separated from Azobenzene using Method 8270. The result for each analyte is a combined concentration.

Consistent with EPA guidelines, unrounded data are displayed and have been used to calculate % recovery and RPD values.

LCS(D) - Laboratory Control Sample (Duplicate)

MS(D) - Matrix Spike (Duplicate)

DUP - Sample Duplicate

RPD - Relative Percent Difference

NC - Not Calculable.

SG - Silica Gel - Clean-Up

U - Indicates the compound was analyzed for, but not detected.

Acid preservation may not be appropriate for 2 Chloroethylvinyl ether.

A separate vial preserved to a pH of 4-5 is recommended in SW846 Chapter 4 for the analysis of Acrolein and Acrylonitrile by EPA Method 8260.

N-Nitrosodiphenylamine decomposes and cannot be separated from Diphenylamine using Method 8270. The result reported for each analyte is a combined concentration.

Pace Analytical is TNI accredited. Contact your Pace PM for the current list of accredited analytes.

TNI - The NELAC Institute.

ANALYTE QUALIFIERS

M1 Matrix spike recovery exceeded QC limits. Batch accepted based on laboratory control sample (LCS) recovery.

This report shall not be reproduced, except in full,
without the written consent of Pace Analytical Services, LLC.

Pace Analytical Services, LLC
9800 Kincey Ave. Suite 100
Huntersville, NC 28078
(704)875-9092

QUALITY CONTROL DATA CROSS REFERENCE TABLE

Project: 2020-LI-2448 Incident
Pace Project No.: 92500721

Lab ID	Sample ID	QC Batch Method	QC Batch	Analytical Method	Analytical Batch
92500721001	**13800_HC_RD_20201015**	MADEPV	1561311	MADEP VPH	1561311
92500721001	**13800_HC_RD_20201015**	EPA 3010A	573658	EPA 6010D	573678
92500721001	**13800_HC_RD_20201015**	SM 6200B	573734		

This report shall not be reproduced, except in full,
without the written consent of Pace Analytical Services, LLC.

CHAIN-OF-CUSTODY Analytical Request Document

Pace Analytical

Chain-of-Custody is a LEGAL DOCUMENT - Complete all relevent fields

WO# : 92500721

92500721

Company: Apex Companies	Billing Information:
Address:	
Report To: Andrew Street	Email To: Andrew.Street@apexcos.com
Copy To:	Site Collection Info/Address: 13500 Huntersville Concord Rd
Customer Project Name/Number: 2020-LI-2448 Incident	State: NC County/City: Huntersville Time Zone Collected: [ ] PT [ ] MT [ ] CT [ ] ET
Phone: Email:	Site/Facility ID #: Compliance Monitoring? [ ] Yes [ ] No
Collected By (print): Naomi Fretz	Purchase Order #: Quote #: DW PWS ID #: DW Location Code:
Collected By (signature): Naomi Fretz	Turnaround Date Required: ASAP Immediately Packed on Ice: [ ] Yes [ ] No
Sample Disposal: [ ] Dispose as appropriate [ ] Return [ ] Archive: [ ] Hold:	Rush: [ ] Same Day [ ] Next Day [ ] 2 Day [ ] 3 Day [ ] 4 Day [ ] 5 Day (Expedite Charges Apply) Field Filtered (if applicable): [ ] Yes [ ] No Analysis:

* Matrix Codes (Insert in Matrix box below): Drinking Water (DW), Ground Water (GW), Wastewater (WW), Product (P), Soil/Solid (SL), Oil (OL), Wipe (WP), Air (AR), Tissue (TS), Bioassay (B), Vapor (V), Other (OT)

Customer Sample ID	Matrix *	Comp / Grab	Collected (or Composite Start) Date	Collected (or Composite Start) Time	Composite End Date	Composite End Time	Res Cl	# of Ctns	VOCs 6200B	MADEP VPH	Lead
13500-HC-PD-20201015	DW	G	10/15/20	1015				8	X	X	X

** Preservative Types: (1) nitric acid, (2) sulfuric acid, (3) hydrochloric acid, (4) sodium hydroxide, (5) zinc acetate, (6) methanol, (7) sodium bisulfate, (8) sodium thiosulfate, (9) hexane, (A) ascorbic acid, (B) ammonium sulfate, (C) ammonium hydroxide, (D) TSP, (U) Unpreserved, (O) Other _____

Analyses

Lab Profile/Line:

Lab Sample Receipt Checklist:

Custody Seals Present/Intact	Y N NA
Custody Signatures Present	Y N NA
Collector Signature Present	Y N NA
Bottles Intact	Y N NA
Correct Bottles	Y N NA
Sufficient Volume	Y N NA
Samples Received on Ice	Y N NA
VOA - Headspace Acceptable	Y N NA
USDA Regulated Soils	Y N NA
Samples in Holding Time	Y N NA
Residual Chlorine Present	Y N NA
Cl Strips:	
Sample pH Acceptable	Y N NA
pH Strips:	
Sulfide Present	Y N NA
Lead Acetate Strips:	

LAB USE ONLY:
Lab Sample # / Comments:
92500721
001

Customer Remarks / Special Conditions / Possible Hazards:

Type of Ice Used: Wet Blue Dry None

Packing Material Used:

Radchem sample(s) screened (<500 cpm): Y N NA

SHORT HOLDS PRESENT (<72 hours): Y N N/A

Lab Tracking #: 2515114

Samples received via: FEDEX UPS Client Courier Pace Courier

Lab Sample Temperature Info:
Temp Blank Received: Y N NA
Therm ID#: 92706
Cooler 1 Temp Upon Receipt: 3.7 oC
Cooler 1 Therm Corr. Factor: 0 oC
Cooler 1 Corrected Temp: 3.7 oC
Comments:

Relinquished by/Company: (Signature)	Date/Time:	Received by/Company: (Signature)	Date/Time:
Naomi Fretz / Apex	10-15-20 1640	Erick Yancey/Pace MTL	10/15/20 1648
Relinquished by/Company: (Signature)	Date/Time:	Received by/Company: (Signature)	Date/Time:
Relinquished by/Company: (Signature)	Date/Time:	Received by/Company: (Signature)	Date/Time:

MTJL LAB USE ONLY
Table #:
Acctnum:
Template:
Prelogin:
PM:
PB:

Trip Blank Received: Y N NA
HCL MeOH TSP Other

Non Conformance(s): YES / NO

Page: _____ of: _____

Pace Analytical Services, LLC
9800 Kincey Ave. Suite 100
Huntersville, NC 28078
(704)875-9092

October 19, 2020

Andrew Street
Apex Companies - NC
5900 Northwoods Business Pkwy
Suite 5900-0
Charlotte, NC 28269

RE: Project: 2020-LI-2448 Incident
Pace Project No.: 92500723

Dear Andrew Street:

Enclosed are the analytical results for sample(s) received by the laboratory on October 15, 2020. The results relate only to the samples included in this report. Results reported herein conform to the applicable TNI/NELAC Standards and the laboratory's Quality Manual, where applicable, unless otherwise noted in the body of the report.

The test results provided in this final report were generated by each of the following laboratories within the Pace Network:

- Pace National - Mt. Juliet
- Pace Analytical Services - Asheville
- Pace Analytical Services - Charlotte

If you have any questions concerning this report, please feel free to contact me.

Sincerely,

Angela M. Baioni

Angela Baioni
angela.baioni@pacelabs.com
(704)875-9092
Project Manager

Enclosures

cc: J Culbreath, Colonial Pipeline Company
Robert Hughes, Colonial Pipeline
Margaret King, APEX Companies, LLC
Emily Little, Apex Companies
Jeff Morrison, Colonial Pipeline Company
Tom Naumann, APEX Companies - NC
Joe Nicolette, Montrose-EPS
Christopher Schultz, Apex Companies
Alex Testoff, Montrose-EPS
Michael Verdon, Colonial Pipeline Company
JM Wyatt, Colonial Pipeline Company

This report shall not be reproduced, except in full,
without the written consent of Pace Analytical Services, LLC.

Pace Analytical Services, LLC
9800 Kincey Ave. Suite 100
Huntersville, NC 28078
(704)875-9092

CERTIFICATIONS

Project: 2020-LI-2448 Incident
Pace Project No.: 92500723

Pace Analytical Services National

12065 Lebanon Road, Mt. Juliet, TN 37122
Alabama Certification #: 40660
Alaska Certification 17-026
Arizona Certification #: AZ0612
Arkansas Certification #: 88-0469
California Certification #: 2932
Canada Certification #: 1461.01
Colorado Certification #: TN00003
Connecticut Certification #: PH-0197
DOD Certification: #1461.01
EPA# TN00003
Florida Certification #: E87487
Georgia DW Certification #: 923
Georgia Certification: NELAP
Idaho Certification #: TN00003
Illinois Certification #: 200008
Indiana Certification #: C-TN-01
Iowa Certification #: 364
Kansas Certification #: E-10277
Kentucky UST Certification #: 16
Kentucky Certification #: 90010
Louisiana Certification #: AI30792
Louisiana DW Certification #: LA180010
Maine Certification #: TN0002
Maryland Certification #: 324
Massachusetts Certification #: M-TN003
Michigan Certification #: 9958
Minnesota Certification #: 047-999-395
Mississippi Certification #: TN00003
Missouri Certification #: 340
Montana Certification #: CERT0086
Nebraska Certification #: NE-OS-15-05
Nevada Certification #: TN-03-2002-34
New Hampshire Certification #: 2975
New Jersey Certification #: TN002
New Mexico DW Certification
New York Certification #: 11742
North Carolina Aquatic Toxicity Certification #: 41
North Carolina Drinking Water Certification #: 21704
North Carolina Environmental Certificate #: 375
North Dakota Certification #: R-140
Ohio VAP Certification #: CL0069
Oklahoma Certification #: 9915
Oregon Certification #: TN200002
Pennsylvania Certification #: 68-02979
Rhode Island Certification #: LAO00356
South Carolina Certification #: 84004
South Dakota Certification
Tennessee DW/Chem/Micro Certification #: 2006
Texas Mold Certification #: LAB0152
Texas Certification #: T 104704245-17-14
USDA Soil Permit #: P330-15-00234
Utah Certification #: TN00003
Vermont Dept. of Health: ID# VT-2006
Virginia Certification #: VT2006
Virginia Certification #: 460132
Washington Certification #: C847
West Virginia Certification #: 233
Wisconsin Certification #: 998093910
Wyoming UST Certification #: via A2LA 2926.01
A2LA-ISO 17025 Certification #: 1461.01
A2LA-ISO 17025 Certification #: 1461.02
AIHA-LAP/LLC EMLAP Certification #:100789

Pace Analytical Services Charlotte

9800 Kincey Ave. Ste 100, Huntersville, NC 28078
Louisiana/NELAP Certification # LA170028
North Carolina Drinking Water Certification #: 37706
North Carolina Field Services Certification #: 5342
North Carolina Wastewater Certification #: 12
South Carolina Certification #: 99006001
Florida/NELAP Certification #: E87627
Kentucky UST Certification #: 84
Virginia/VELAP Certification #: 460221

Pace Analytical Services Asheville

2225 Riverside Drive, Asheville, NC 28804
Florida/NELAP Certification #: E87648
Massachusetts Certification #: M-NC030
North Carolina Drinking Water Certification #: 37712
North Carolina Wastewater Certification #: 40
South Carolina Certification #: 99030001
Virginia/VELAP Certification #: 460222

REPORT OF LABORATORY ANALYSIS

This report shall not be reproduced, except in full,
without the written consent of Pace Analytical Services, LLC.

Pace Analytical Services, LLC
9800 Kincey Ave. Suite 100
Huntersville, NC 28078
(704)875-9092

SAMPLE ANALYTE COUNT

Project: 2020-LI-2448 Incident
Pace Project No.: 92500723

Lab ID	Sample ID	Method	Analysts	Analytes Reported	Laboratory
92500723001	**14226_HC_RD_20201015**	MADEP VPH	ACG	6	PAN
		EPA 6010D	SH1	1	PASI-A
		SM 6200B	SAS	63	PASI-C

PAN = Pace National - Mt. Juliet
PASI-A = Pace Analytical Services - Asheville
PASI-C = Pace Analytical Services - Charlotte

This report shall not be reproduced, except in full,
without the written consent of Pace Analytical Services, LLC.

Pace Analytical Services, LLC
9800 Kincey Ave. Suite 100
Huntersville, NC 28078
(704)875-9092

ANALYTICAL RESULTS

Project: 2020-LI-2448 Incident
Pace Project No.: 92500723

Sample: 14226_HC_RD_20201015 **Lab ID: 92500723001** Collected: 10/15/20 14:10 Received: 10/15/20 16:40 Matrix: Water

Parameters	Results	Units	Report Limit	DF	Prepared	Analyzed	CAS No.	Qual
MADEPV	Analytical Method: MADEP VPH Preparation Method: MADEPV Pace National - Mt. Juliet							
Aliphatic (C05-C08)	ND	ug/L	100	1	10/18/20 22:12	10/18/20 22:12		
Aliphatic (C09-C12)	ND	ug/L	100	1	10/18/20 22:12	10/18/20 22:12		
Aromatic (C09-C10),Unadjusted	ND	ug/L	100	1	10/18/20 22:12	10/18/20 22:12	TPHC9C10A	
Total VPH	ND	ug/L	100	1	10/18/20 22:12	10/18/20 22:12	VPH	
Surrogates								
2,5-Dibromotoluene (FID)	95.5	%	70.0-130	1	10/18/20 22:12	10/18/20 22:12	615-59-8FID	
2,5-Dibromotoluene (PID)	93.1	%	70.0-130	1	10/18/20 22:12	10/18/20 22:12	615-59-8PID	
6010 MET ICP	Analytical Method: EPA 6010D Preparation Method: EPA 3010A Pace Analytical Services - Asheville							
Lead	ND	ug/L	5.0	1	10/16/20 01:32	10/16/20 17:33	7439-92-1	
6200B MSV	Analytical Method: SM 6200B Pace Analytical Services - Charlotte							
Benzene	ND	ug/L	0.50	1		10/16/20 12:02	71-43-2	
Bromobenzene	ND	ug/L	0.50	1		10/16/20 12:02	108-86-1	
Bromochloromethane	ND	ug/L	0.50	1		10/16/20 12:02	74-97-5	
Bromodichloromethane	ND	ug/L	0.50	1		10/16/20 12:02	75-27-4	
Bromoform	ND	ug/L	0.50	1		10/16/20 12:02	75-25-2	
Bromomethane	ND	ug/L	5.0	1		10/16/20 12:02	74-83-9	
n-Butylbenzene	ND	ug/L	0.50	1		10/16/20 12:02	104-51-8	
sec-Butylbenzene	ND	ug/L	0.50	1		10/16/20 12:02	135-98-8	
tert-Butylbenzene	ND	ug/L	0.50	1		10/16/20 12:02	98-06-6	
Carbon tetrachloride	ND	ug/L	0.50	1		10/16/20 12:02	56-23-5	
Chlorobenzene	ND	ug/L	0.50	1		10/16/20 12:02	108-90-7	
Chloroethane	ND	ug/L	1.0	1		10/16/20 12:02	75-00-3	
Chloroform	ND	ug/L	0.50	1		10/16/20 12:02	67-66-3	
Chloromethane	ND	ug/L	1.0	1		10/16/20 12:02	74-87-3	
2-Chlorotoluene	ND	ug/L	0.50	1		10/16/20 12:02	95-49-8	
4-Chlorotoluene	ND	ug/L	0.50	1		10/16/20 12:02	106-43-4	
1,2-Dibromo-3-chloropropane	ND	ug/L	1.0	1		10/16/20 12:02	96-12-8	
Dibromochloromethane	ND	ug/L	0.50	1		10/16/20 12:02	124-48-1	
1,2-Dibromoethane (EDB)	ND	ug/L	0.50	1		10/16/20 12:02	106-93-4	
Dibromomethane	ND	ug/L	0.50	1		10/16/20 12:02	74-95-3	
1,2-Dichlorobenzene	ND	ug/L	0.50	1		10/16/20 12:02	95-50-1	
1,3-Dichlorobenzene	ND	ug/L	0.50	1		10/16/20 12:02	541-73-1	
1,4-Dichlorobenzene	ND	ug/L	0.50	1		10/16/20 12:02	106-46-7	
Dichlorodifluoromethane	ND	ug/L	0.50	1		10/16/20 12:02	75-71-8	
1,1-Dichloroethane	ND	ug/L	0.50	1		10/16/20 12:02	75-34-3	
1,2-Dichloroethane	ND	ug/L	0.50	1		10/16/20 12:02	107-06-2	
1,1-Dichloroethene	ND	ug/L	0.50	1		10/16/20 12:02	75-35-4	
cis-1,2-Dichloroethene	ND	ug/L	0.50	1		10/16/20 12:02	156-59-2	
trans-1,2-Dichloroethene	ND	ug/L	0.50	1		10/16/20 12:02	156-60-5	
1,2-Dichloropropane	ND	ug/L	0.50	1		10/16/20 12:02	78-87-5	
1,3-Dichloropropane	ND	ug/L	0.50	1		10/16/20 12:02	142-28-9	
2,2-Dichloropropane	ND	ug/L	0.50	1		10/16/20 12:02	594-20-7	

REPORT OF LABORATORY ANALYSIS

This report shall not be reproduced, except in full,
without the written consent of Pace Analytical Services, LLC.

Pace Analytical Services, LLC
9800 Kincey Ave. Suite 100
Huntersville, NC 28078
(704)875-9092

ANALYTICAL RESULTS

Project: 2020-LI-2448 Incident
Pace Project No.: 92500723

Sample: 14226_HC_RD_20201015 **Lab ID: 92500723001** Collected: 10/15/20 14:10 Received: 10/15/20 16:40 Matrix: Water

Parameters	Results	Units	Report Limit	DF	Prepared	Analyzed	CAS No.	Qual
6200B MSV	Analytical Method: SM 6200B Pace Analytical Services - Charlotte							
1,1-Dichloropropene	ND	ug/L	0.50	1		10/16/20 12:02	563-58-6	
cis-1,3-Dichloropropene	ND	ug/L	0.50	1		10/16/20 12:02	10061-01-5	
trans-1,3-Dichloropropene	ND	ug/L	0.50	1		10/16/20 12:02	10061-02-6	
Diisopropyl ether	ND	ug/L	0.50	1		10/16/20 12:02	108-20-3	
Ethylbenzene	ND	ug/L	0.50	1		10/16/20 12:02	100-41-4	
Hexachloro-1,3-butadiene	ND	ug/L	2.0	1		10/16/20 12:02	87-68-3	
Isopropylbenzene (Cumene)	ND	ug/L	0.50	1		10/16/20 12:02	98-82-8	
Methylene Chloride	ND	ug/L	2.0	1		10/16/20 12:02	75-09-2	
Methyl-tert-butyl ether	ND	ug/L	0.50	1		10/16/20 12:02	1634-04-4	
Naphthalene	ND	ug/L	2.0	1		10/16/20 12:02	91-20-3	
n-Propylbenzene	ND	ug/L	0.50	1		10/16/20 12:02	103-65-1	
Styrene	ND	ug/L	0.50	1		10/16/20 12:02	100-42-5	
1,1,1,2-Tetrachloroethane	ND	ug/L	0.50	1		10/16/20 12:02	630-20-6	
1,1,2,2-Tetrachloroethane	ND	ug/L	0.50	1		10/16/20 12:02	79-34-5	
Tetrachloroethene	ND	ug/L	0.50	1		10/16/20 12:02	127-18-4	
Toluene	ND	ug/L	0.50	1		10/16/20 12:02	108-88-3	
1,2,3-Trichlorobenzene	ND	ug/L	2.0	1		10/16/20 12:02	87-61-6	
1,2,4-Trichlorobenzene	ND	ug/L	2.0	1		10/16/20 12:02	120-82-1	
1,1,1-Trichloroethane	ND	ug/L	0.50	1		10/16/20 12:02	71-55-6	
1,1,2-Trichloroethane	ND	ug/L	0.50	1		10/16/20 12:02	79-00-5	
Trichloroethene	ND	ug/L	0.50	1		10/16/20 12:02	79-01-6	
Trichlorofluoromethane	ND	ug/L	1.0	1		10/16/20 12:02	75-69-4	
1,2,3-Trichloropropane	ND	ug/L	0.50	1		10/16/20 12:02	96-18-4	
1,2,4-Trimethylbenzene	ND	ug/L	0.50	1		10/16/20 12:02	95-63-6	
1,3,5-Trimethylbenzene	ND	ug/L	0.50	1		10/16/20 12:02	108-67-8	
Vinyl chloride	ND	ug/L	1.0	1		10/16/20 12:02	75-01-4	
m&p-Xylene	ND	ug/L	1.0	1		10/16/20 12:02	179601-23-1	
o-Xylene	ND	ug/L	0.50	1		10/16/20 12:02	95-47-6	
Surrogates								
1,2-Dichloroethane-d4 (S)	100	%	70-130	1		10/16/20 12:02	17060-07-0	
4-Bromofluorobenzene (S)	97	%	70-130	1		10/16/20 12:02	460-00-4	
Toluene-d8 (S)	101	%	70-130	1		10/16/20 12:02	2037-26-5	

REPORT OF LABORATORY ANALYSIS

This report shall not be reproduced, except in full,
without the written consent of Pace Analytical Services, LLC.

Pace Analytical Services, LLC
9800 Kincey Ave. Suite 100
Huntersville, NC 28078
(704)875-9092

QUALITY CONTROL DATA

Project: 2020-LI-2448 Incident
Pace Project No.: 92500723

QC Batch: 1561311
QC Batch Method: MADEPV
Analysis Method: MADEP VPH
Analysis Description: MADEPV
Laboratory: Pace National - Mt. Juliet
Associated Lab Samples: 92500723001

METHOD BLANK: R3582896-2 Matrix: Water
Associated Lab Samples: 92500723001

Parameter	Units	Blank Result	Reporting Limit	Analyzed	Qualifiers
Aliphatic (C05-C08)	ug/L	ND	100	10/18/20 14:37	
Aliphatic (C09-C12)	ug/L	ND	100	10/18/20 14:37	
Aromatic (C09-C10),Unadjusted	ug/L	ND	100	10/18/20 14:37	
Total VPH	ug/L	ND	100	10/18/20 14:37	
2,5-Dibromotoluene (FID)	%	105	70.0-130	10/18/20 14:37	
2,5-Dibromotoluene (PID)	%	105	70.0-130	10/18/20 14:37	

LABORATORY CONTROL SAMPLE & LCSD: R3582896-1 R3582896-3

Parameter	Units	Spike Conc.	LCS Result	LCSD Result	LCS % Rec	LCSD % Rec	% Rec Limits	RPD	Max RPD	Qualifiers
Aliphatic (C05-C08)	ug/L	1200	909	968	75.7	80.7	70.0-130	6.29	25	
Aliphatic (C09-C12)	ug/L	1400	1270	1220	90.7	87.1	70.0-130	4.02	25	
Aromatic (C09-C10),Unadjusted	ug/L	200	206	188	103	94.0	70.0-130	9.14	25	
Total VPH	ug/L	2800	2390	2380	85.4	85.0	70.0-130	0.419	25	
2,5-Dibromotoluene (FID)	%				105	102	70.0-130			
2,5-Dibromotoluene (PID)	%				108	102	70.0-130			

Results presented on this page are in the units indicated by the "Units" column except where an alternate unit is presented to the right of the result.

REPORT OF LABORATORY ANALYSIS

This report shall not be reproduced, except in full,
without the written consent of Pace Analytical Services, LLC.

Pace Analytical Services, LLC
9800 Kincey Ave. Suite 100
Huntersville, NC 28078
(704)875-9092

QUALITY CONTROL DATA

Project: 2020-LI-2448 Incident
Pace Project No.: 92500723

QC Batch: 573658
QC Batch Method: EPA 3010A
Analysis Method: EPA 6010D
Analysis Description: 6010 MET
Laboratory: Pace Analytical Services - Asheville
Associated Lab Samples: 92500723001

METHOD BLANK: 3037353 Matrix: Water
Associated Lab Samples: 92500723001

Parameter	Units	Blank Result	Reporting Limit	Analyzed	Qualifiers
Lead	ug/L	ND	5.0	10/16/20 17:00	

LABORATORY CONTROL SAMPLE: 3037354

Parameter	Units	Spike Conc.	LCS Result	LCS % Rec	% Rec Limits	Qualifiers
Lead	ug/L	500	462	92	80-120	

MATRIX SPIKE & MATRIX SPIKE DUPLICATE: 3037355 3037356

Parameter	Units	92500718001 Result	MS Spike Conc.	MSD Spike Conc.	MS Result	MSD Result	MS % Rec	MSD % Rec	% Rec Limits	RPD	Qual
Lead	ug/L	ND	500	500	483	493	97	99	75-125	2	

Results presented on this page are in the units indicated by the "Units" column except where an alternate unit is presented to the right of the result.

REPORT OF LABORATORY ANALYSIS

This report shall not be reproduced, except in full,
without the written consent of Pace Analytical Services, LLC.

Pace Analytical Services, LLC
9800 Kincey Ave. Suite 100
Huntersville, NC 28078
(704)875-9092

QUALITY CONTROL DATA

Project: 2020-LI-2448 Incident
Pace Project No.: 92500723

QC Batch: 573734
QC Batch Method: SM 6200B
Analysis Method: SM 6200B
Analysis Description: 6200B MSV
Laboratory: Pace Analytical Services - Charlotte

Associated Lab Samples: 92500723001

METHOD BLANK: 3037502 Matrix: Water
Associated Lab Samples: 92500723001

Parameter	Units	Blank Result	Reporting Limit	Analyzed	Qualifiers
1,1,1,2-Tetrachloroethane	ug/L	ND	0.50	10/16/20 10:15	
1,1,1-Trichloroethane	ug/L	ND	0.50	10/16/20 10:15	
1,1,2,2-Tetrachloroethane	ug/L	ND	0.50	10/16/20 10:15	
1,1,2-Trichloroethane	ug/L	ND	0.50	10/16/20 10:15	
1,1-Dichloroethane	ug/L	ND	0.50	10/16/20 10:15	
1,1-Dichloroethene	ug/L	ND	0.50	10/16/20 10:15	
1,1-Dichloropropene	ug/L	ND	0.50	10/16/20 10:15	
1,2,3-Trichlorobenzene	ug/L	ND	2.0	10/16/20 10:15	
1,2,3-Trichloropropane	ug/L	ND	0.50	10/16/20 10:15	
1,2,4-Trichlorobenzene	ug/L	ND	2.0	10/16/20 10:15	
1,2,4-Trimethylbenzene	ug/L	ND	0.50	10/16/20 10:15	
1,2-Dibromo-3-chloropropane	ug/L	ND	1.0	10/16/20 10:15	
1,2-Dibromoethane (EDB)	ug/L	ND	0.50	10/16/20 10:15	
1,2-Dichlorobenzene	ug/L	ND	0.50	10/16/20 10:15	
1,2-Dichloroethane	ug/L	ND	0.50	10/16/20 10:15	
1,2-Dichloropropane	ug/L	ND	0.50	10/16/20 10:15	
1,3,5-Trimethylbenzene	ug/L	ND	0.50	10/16/20 10:15	
1,3-Dichlorobenzene	ug/L	ND	0.50	10/16/20 10:15	
1,3-Dichloropropane	ug/L	ND	0.50	10/16/20 10:15	
1,4-Dichlorobenzene	ug/L	ND	0.50	10/16/20 10:15	
2,2-Dichloropropane	ug/L	ND	0.50	10/16/20 10:15	
2-Chlorotoluene	ug/L	ND	0.50	10/16/20 10:15	
4-Chlorotoluene	ug/L	ND	0.50	10/16/20 10:15	
Benzene	ug/L	ND	0.50	10/16/20 10:15	
Bromobenzene	ug/L	ND	0.50	10/16/20 10:15	
Bromochloromethane	ug/L	ND	0.50	10/16/20 10:15	
Bromodichloromethane	ug/L	ND	0.50	10/16/20 10:15	
Bromoform	ug/L	ND	0.50	10/16/20 10:15	
Bromomethane	ug/L	ND	5.0	10/16/20 10:15	
Carbon tetrachloride	ug/L	ND	0.50	10/16/20 10:15	
Chlorobenzene	ug/L	ND	0.50	10/16/20 10:15	
Chloroethane	ug/L	ND	1.0	10/16/20 10:15	
Chloroform	ug/L	ND	0.50	10/16/20 10:15	
Chloromethane	ug/L	ND	1.0	10/16/20 10:15	
cis-1,2-Dichloroethene	ug/L	ND	0.50	10/16/20 10:15	
cis-1,3-Dichloropropene	ug/L	ND	0.50	10/16/20 10:15	
Dibromochloromethane	ug/L	ND	0.50	10/16/20 10:15	
Dibromomethane	ug/L	ND	0.50	10/16/20 10:15	
Dichlorodifluoromethane	ug/L	ND	0.50	10/16/20 10:15	
Diisopropyl ether	ug/L	ND	0.50	10/16/20 10:15	

Results presented on this page are in the units indicated by the "Units" column except where an alternate unit is presented to the right of the result.

REPORT OF LABORATORY ANALYSIS

This report shall not be reproduced, except in full,
without the written consent of Pace Analytical Services, LLC.

Pace Analytical Services, LLC
9800 Kincey Ave. Suite 100
Huntersville, NC 28078
(704)875-9092

QUALITY CONTROL DATA

Project: 2020-LI-2448 Incident
Pace Project No.: 92500723

METHOD BLANK: 3037502 Matrix: Water
Associated Lab Samples: 92500723001

Parameter	Units	Blank Result	Reporting Limit	Analyzed	Qualifiers
Ethylbenzene	ug/L	ND	0.50	10/16/20 10:15	
Hexachloro-1,3-butadiene	ug/L	ND	2.0	10/16/20 10:15	
Isopropylbenzene (Cumene)	ug/L	ND	0.50	10/16/20 10:15	
m&p-Xylene	ug/L	ND	1.0	10/16/20 10:15	
Methyl-tert-butyl ether	ug/L	ND	0.50	10/16/20 10:15	
Methylene Chloride	ug/L	ND	2.0	10/16/20 10:15	
n-Butylbenzene	ug/L	ND	0.50	10/16/20 10:15	
n-Propylbenzene	ug/L	ND	0.50	10/16/20 10:15	
Naphthalene	ug/L	ND	2.0	10/16/20 10:15	
o-Xylene	ug/L	ND	0.50	10/16/20 10:15	
sec-Butylbenzene	ug/L	ND	0.50	10/16/20 10:15	
Styrene	ug/L	ND	0.50	10/16/20 10:15	
tert-Butylbenzene	ug/L	ND	0.50	10/16/20 10:15	
Tetrachloroethene	ug/L	ND	0.50	10/16/20 10:15	
Toluene	ug/L	ND	0.50	10/16/20 10:15	
trans-1,2-Dichloroethene	ug/L	ND	0.50	10/16/20 10:15	
trans-1,3-Dichloropropene	ug/L	ND	0.50	10/16/20 10:15	
Trichloroethene	ug/L	ND	0.50	10/16/20 10:15	
Trichlorofluoromethane	ug/L	ND	1.0	10/16/20 10:15	
Vinyl chloride	ug/L	ND	1.0	10/16/20 10:15	
1,2-Dichloroethane-d4 (S)	%	101	70-130	10/16/20 10:15	
4-Bromofluorobenzene (S)	%	98	70-130	10/16/20 10:15	
Toluene-d8 (S)	%	99	70-130	10/16/20 10:15	

LABORATORY CONTROL SAMPLE: 3037503

Parameter	Units	Spike Conc.	LCS Result	LCS % Rec	% Rec Limits	Qualifiers
1,1,1,2-Tetrachloroethane	ug/L	50	52.6	105	60-140	
1,1,1-Trichloroethane	ug/L	50	55.3	111	60-140	
1,1,2,2-Tetrachloroethane	ug/L	50	50.4	101	60-140	
1,1,2-Trichloroethane	ug/L	50	52.3	105	60-140	
1,1-Dichloroethane	ug/L	50	53.9	108	60-140	
1,1-Dichloroethene	ug/L	50	55.3	111	60-140	
1,1-Dichloropropene	ug/L	50	54.4	109	60-140	
1,2,3-Trichlorobenzene	ug/L	50	53.1	106	60-140	
1,2,3-Trichloropropane	ug/L	50	51.2	102	60-140	
1,2,4-Trichlorobenzene	ug/L	50	55.7	111	60-140	
1,2,4-Trimethylbenzene	ug/L	50	51.7	103	60-140	
1,2-Dibromo-3-chloropropane	ug/L	50	54.7	109	60-140	
1,2-Dibromoethane (EDB)	ug/L	50	53.6	107	60-140	
1,2-Dichlorobenzene	ug/L	50	51.6	103	60-140	
1,2-Dichloroethane	ug/L	50	47.7	95	60-140	
1,2-Dichloropropane	ug/L	50	53.7	107	60-140	
1,3,5-Trimethylbenzene	ug/L	50	51.6	103	60-140	

Results presented on this page are in the units indicated by the "Units" column except where an alternate unit is presented to the right of the result.

REPORT OF LABORATORY ANALYSIS

This report shall not be reproduced, except in full,
without the written consent of Pace Analytical Services, LLC.

Pace Analytical Services, LLC
9800 Kincey Ave. Suite 100
Huntersville, NC 28078
(704)875-9092

QUALITY CONTROL DATA

Project: 2020-LI-2448 Incident
Pace Project No.: 92500723

LABORATORY CONTROL SAMPLE: 3037503

Parameter	Units	Spike Conc.	LCS Result	LCS % Rec	% Rec Limits	Qualifiers
1,3-Dichlorobenzene	ug/L	50	52.2	104	60-140	
1,3-Dichloropropane	ug/L	50	53.0	106	60-140	
1,4-Dichlorobenzene	ug/L	50	51.5	103	60-140	
2,2-Dichloropropane	ug/L	50	55.3	111	60-140	
2-Chlorotoluene	ug/L	50	52.2	104	60-140	
4-Chlorotoluene	ug/L	50	51.4	103	60-140	
Benzene	ug/L	50	52.9	106	60-140	
Bromobenzene	ug/L	50	49.9	100	60-140	
Bromochloromethane	ug/L	50	53.3	107	60-140	
Bromodichloromethane	ug/L	50	52.4	105	60-140	
Bromoform	ug/L	50	50.7	101	60-140	
Bromomethane	ug/L	50	52.1	104	60-140	
Carbon tetrachloride	ug/L	50	53.1	106	60-140	
Chlorobenzene	ug/L	50	52.1	104	60-140	
Chloroethane	ug/L	50	42.7	85	60-140	
Chloroform	ug/L	50	53.0	106	60-140	
Chloromethane	ug/L	50	45.9	92	60-140	
cis-1,2-Dichloroethene	ug/L	50	52.5	105	60-140	
cis-1,3-Dichloropropene	ug/L	50	55.1	110	60-140	
Dibromochloromethane	ug/L	50	55.2	110	60-140	
Dibromomethane	ug/L	50	55.1	110	60-140	
Dichlorodifluoromethane	ug/L	50	48.6	97	60-140	
Diisopropyl ether	ug/L	50	51.5	103	60-140	
Ethylbenzene	ug/L	50	51.0	102	60-140	
Hexachloro-1,3-butadiene	ug/L	50	52.8	106	60-140	
Isopropylbenzene (Cumene)	ug/L	50	53.3	107	60-140	
m&p-Xylene	ug/L	100	104	104	60-140	
Methyl-tert-butyl ether	ug/L	50	52.5	105	60-140	
Methylene Chloride	ug/L	50	51.0	102	60-140	
n-Butylbenzene	ug/L	50	55.3	111	60-140	
n-Propylbenzene	ug/L	50	51.8	104	60-140	
Naphthalene	ug/L	50	55.0	110	60-140	
o-Xylene	ug/L	50	52.9	106	60-140	
sec-Butylbenzene	ug/L	50	52.1	104	60-140	
Styrene	ug/L	50	53.5	107	60-140	
tert-Butylbenzene	ug/L	50	44.3	89	60-140	
Tetrachloroethene	ug/L	50	51.2	102	60-140	
Toluene	ug/L	50	52.6	105	60-140	
trans-1,2-Dichloroethene	ug/L	50	54.2	108	60-140	
trans-1,3-Dichloropropene	ug/L	50	54.9	110	60-140	
Trichloroethene	ug/L	50	54.1	108	60-140	
Trichlorofluoromethane	ug/L	50	46.0	92	60-140	
Vinyl chloride	ug/L	50	48.6	97	60-140	
1,2-Dichloroethane-d4 (S)	%			98	70-130	
4-Bromofluorobenzene (S)	%			101	70-130	
Toluene-d8 (S)	%			100	70-130	

Results presented on this page are in the units indicated by the "Units" column except where an alternate unit is presented to the right of the result.

REPORT OF LABORATORY ANALYSIS

This report shall not be reproduced, except in full,
without the written consent of Pace Analytical Services, LLC.

Pace Analytical Services, LLC
9800 Kincey Ave. Suite 100
Huntersville, NC 28078
(704)875-9092

QUALITY CONTROL DATA

Project: 2020-LI-2448 Incident
Pace Project No.: 92500723

MATRIX SPIKE & MATRIX SPIKE DUPLICATE: 3037504 3037505

Parameter	Units	92499844011 Result	MS Spike Conc.	MSD Spike Conc.	MS Result	MSD Result	MS % Rec	MSD % Rec	% Rec Limits	RPD	Qual
1,1,1,2-Tetrachloroethane	ug/L	ND	200	200	204	207	102	104	60-140	1	
1,1,1-Trichloroethane	ug/L	ND	200	200	218	215	109	107	60-140	2	
1,1,2,2-Tetrachloroethane	ug/L	ND	200	200	193	202	96	101	60-140	5	
1,1,2-Trichloroethane	ug/L	ND	200	200	191	211	96	105	60-140	10	
1,1-Dichloroethane	ug/L	ND	200	200	205	205	102	102	60-140	0	
1,1-Dichloroethene	ug/L	ND	200	200	210	210	105	105	60-140	0	
1,1-Dichloropropene	ug/L	ND	200	200	234	237	117	119	60-140	2	
1,2,3-Trichlorobenzene	ug/L	ND	200	200	198	199	99	100	60-140	1	
1,2,3-Trichloropropane	ug/L	ND	200	200	196	198	98	99	60-140	1	
1,2,4-Trichlorobenzene	ug/L	ND	200	200	198	211	99	106	60-140	7	
1,2,4-Trimethylbenzene	ug/L	1010	200	200	1230	1270	110	131	60-140	3	
1,2-Dibromo-3-chloropropane	ug/L	ND	200	200	196	209	98	104	60-140	6	
1,2-Dibromoethane (EDB)	ug/L	ND	200	200	198	204	99	102	60-140	3	
1,2-Dichlorobenzene	ug/L	ND	200	200	183	198	91	99	60-140	8	
1,2-Dichloroethane	ug/L	7.3	200	200	178	182	85	87	60-140	2	
1,2-Dichloropropane	ug/L	ND	200	200	219	224	109	112	60-140	2	
1,3,5-Trimethylbenzene	ug/L	ND	200	200	519	542	260	271	60-140	4	M1
1,3-Dichlorobenzene	ug/L	ND	200	200	182	197	91	99	60-140	8	
1,3-Dichloropropane	ug/L	ND	200	200	208	218	104	109	60-140	5	
1,4-Dichlorobenzene	ug/L	ND	200	200	190	198	95	99	60-140	4	
2,2-Dichloropropane	ug/L	ND	200	200	242	236	121	118	60-140	3	
2-Chlorotoluene	ug/L	ND	200	200	208	217	104	109	60-140	4	
4-Chlorotoluene	ug/L	ND	200	200	197	209	99	105	60-140	6	
Benzene	ug/L	110	200	200	324	330	107	110	60-140	2	
Bromobenzene	ug/L	ND	200	200	196	201	98	101	60-140	3	
Bromochloromethane	ug/L	ND	200	200	194	200	97	100	60-140	3	
Bromodichloromethane	ug/L	ND	200	200	185	188	92	94	60-140	2	
Bromoform	ug/L	ND	200	200	163	162	82	81	60-140	1	
Bromomethane	ug/L	ND	200	200	229	233	115	116	60-140	1	
Carbon tetrachloride	ug/L	ND	200	200	217	216	109	108	60-140	1	
Chlorobenzene	ug/L	ND	200	200	206	206	103	103	60-140	0	
Chloroethane	ug/L	ND	200	200	209	201	105	100	60-140	4	
Chloroform	ug/L	ND	200	200	203	207	101	104	60-140	2	
Chloromethane	ug/L	ND	200	200	167	173	83	87	60-140	4	
cis-1,2-Dichloroethene	ug/L	ND	200	200	198	193	99	97	60-140	2	
cis-1,3-Dichloropropene	ug/L	ND	200	200	213	221	106	110	60-140	4	
Dibromochloromethane	ug/L	ND	200	200	209	213	104	106	60-140	2	
Dibromomethane	ug/L	ND	200	200	197	211	98	106	60-140	7	
Dichlorodifluoromethane	ug/L	ND	200	200	160	161	80	80	60-140	0	
Diisopropyl ether	ug/L	ND	200	200	176	177	88	88	60-140	0	
Ethylbenzene	ug/L	641	200	200	854	871	107	115	60-140	2	
Hexachloro-1,3-butadiene	ug/L	ND	200	200	233	239	116	120	60-140	3	
Isopropylbenzene (Cumene)	ug/L	39.7	200	200	238	245	99	103	60-140	3	
m&p-Xylene	ug/L	2510	400	400	3090	3120	144	152	60-140	1	M1
Methyl-tert-butyl ether	ug/L	340	200	200	532	532	96	96	60-140	0	
Methylene Chloride	ug/L	ND	200	200	168	162	84	81	60-140	4	

Results presented on this page are in the units indicated by the "Units" column except where an alternate unit is presented to the right of the result.

REPORT OF LABORATORY ANALYSIS

This report shall not be reproduced, except in full,
without the written consent of Pace Analytical Services, LLC.

Pace Analytical Services, LLC
9800 Kincey Ave. Suite 100
Huntersville, NC 28078
(704)875-9092

QUALITY CONTROL DATA

Project: 2020-LI-2448 Incident
Pace Project No.: 92500723

MATRIX SPIKE & MATRIX SPIKE DUPLICATE: 3037504 3037505

Parameter	Units	92499844011 Result	MS Spike Conc.	MSD Spike Conc.	MS Result	MSD Result	MS % Rec	MSD % Rec	% Rec Limits	RPD	Qual
n-Butylbenzene	ug/L	ND	200	200	246	251	123	125	60-140	2	
n-Propylbenzene	ug/L	ND	200	200	299	302	150	151	60-140	1	M1
Naphthalene	ug/L	279	200	200	466	488	94	105	60-140	5	
o-Xylene	ug/L	1160	200	200	1360	1400	103	122	60-140	3	
sec-Butylbenzene	ug/L	ND	200	200	208	213	104	107	60-140	3	
Styrene	ug/L	ND	200	200	206	208	103	104	60-140	1	
tert-Butylbenzene	ug/L	ND	200	200	177	178	89	89	60-140	0	
Tetrachloroethene	ug/L	ND	200	200	199	210	100	105	60-140	5	
Toluene	ug/L	506	200	200	692	706	93	100	60-140	2	
trans-1,2-Dichloroethene	ug/L	ND	200	200	210	205	105	102	60-140	2	
trans-1,3-Dichloropropene	ug/L	ND	200	200	210	204	105	102	60-140	3	
Trichloroethene	ug/L	ND	200	200	215	215	107	108	60-140	0	
Trichlorofluoromethane	ug/L	ND	200	200	193	191	97	95	60-140	1	
Vinyl chloride	ug/L	ND	200	200	181	182	90	91	60-140	0	
1,2-Dichloroethane-d4 (S)	%						92	90	70-130		
4-Bromofluorobenzene (S)	%						101	100	70-130		
Toluene-d8 (S)	%						98	97	70-130		

Results presented on this page are in the units indicated by the "Units" column except where an alternate unit is presented to the right of the result.

REPORT OF LABORATORY ANALYSIS

This report shall not be reproduced, except in full,
without the written consent of Pace Analytical Services, LLC.

Pace Analytical Services, LLC
9800 Kincey Ave. Suite 100
Huntersville, NC 28078
(704)875-9092

QUALIFIERS

Project: 2020-LI-2448 Incident
Pace Project No.: 92500723

DEFINITIONS

DF - Dilution Factor, if reported, represents the factor applied to the reported data due to dilution of the sample aliquot.

ND - Not Detected at or above adjusted reporting limit.

TNTC - Too Numerous To Count

J - Estimated concentration above the adjusted method detection limit and below the adjusted reporting limit.

MDL - Adjusted Method Detection Limit.

PQL - Practical Quantitation Limit.

RL - Reporting Limit - The lowest concentration value that meets project requirements for quantitative data with known precision and bias for a specific analyte in a specific matrix.

S - Surrogate

1,2-Diphenylhydrazine decomposes to and cannot be separated from Azobenzene using Method 8270. The result for each analyte is a combined concentration.

Consistent with EPA guidelines, unrounded data are displayed and have been used to calculate % recovery and RPD values.

LCS(D) - Laboratory Control Sample (Duplicate)

MS(D) - Matrix Spike (Duplicate)

DUP - Sample Duplicate

RPD - Relative Percent Difference

NC - Not Calculable.

SG - Silica Gel - Clean-Up

U - Indicates the compound was analyzed for, but not detected.

Acid preservation may not be appropriate for 2 Chloroethylvinyl ether.

A separate vial preserved to a pH of 4-5 is recommended in SW846 Chapter 4 for the analysis of Acrolein and Acrylonitrile by EPA Method 8260.

N-Nitrosodiphenylamine decomposes and cannot be separated from Diphenylamine using Method 8270. The result reported for each analyte is a combined concentration.

Pace Analytical is TNI accredited. Contact your Pace PM for the current list of accredited analytes.

TNI - The NELAC Institute.

ANALYTE QUALIFIERS

M1 Matrix spike recovery exceeded QC limits. Batch accepted based on laboratory control sample (LCS) recovery.

This report shall not be reproduced, except in full,
without the written consent of Pace Analytical Services, LLC.

Pace Analytical Services, LLC
9800 Kincey Ave. Suite 100
Huntersville, NC 28078
(704)875-9092

QUALITY CONTROL DATA CROSS REFERENCE TABLE

Project: 2020-LI-2448 Incident
Pace Project No.: 92500723

Lab ID	Sample ID	QC Batch Method	QC Batch	Analytical Method	Analytical Batch
92500723001	**14226_HC_RD_20201015**	MADEPV	1561311	MADEP VPH	1561311
92500723001	**14226_HC_RD_20201015**	EPA 3010A	573658	EPA 6010D	573678
92500723001	**14226_HC_RD_20201015**	SM 6200B	573734		

This report shall not be reproduced, except in full,
without the written consent of Pace Analytical Services, LLC.

Pace Analytical

CHAIN-OF-CUSTODY Analytical Request Document

Chain-of-Custody is a LEGAL DOCUMENT - Complete all relevent fields

LAB US... lumber or

WO# : 92500723

92500723

Contain...

Company: Apex Companies

Address:

Billing Information:

Report To: Andrew Street

Email To: Andrew.Street@apexcos.com

Copy To:

Site Collection Info/Address: 14226 Huntersville Concord Rd

Customer Project Name/Number: 2020-LI-2448 Incident

State: NC County/City: Huntersville Time Zone Collected: [ ] PT [ ] MT [ ] CT [ ] ET

Phone:
Email:

Site/Facility ID #:

Compliance Monitoring? [ ] Yes [ ] No

Collected By (print): Naomi Fretz

Purchase Order #:
Quote #:

DW PWS ID #:
DW Location Code:

Collected By (signature): Naomi Fretz

Turnaround Date Required: ASAP

Immediately Packed on Ice: [ ] Yes [ ] No

Sample Disposal:
[ ] Dispose as appropriate [ ] Return
[ ] Archive: _____
[ ] Hold: _____

Rush:
[ ] Same Day [ ] Next Day
[ ] 2 Day [ ] 3 Day [ ] 4 Day [ ] 5 Day
(Expedite Charges Apply)

Field Filtered (if applicable): [ ] Yes [ ] No
Analysis: _____

** Preservative Types: (1) nitric acid, (2) sulfuric acid, (3) hydrochloric acid, (4) sodium hydroxide, (5) zinc acetate, (6) methanol, (7) sodium bisulfate, (8) sodium thiosulfate, (9) hexane, (A) ascorbic acid, (B) ammonium sulfate, (C) ammonium hydroxide, (D) TSP, (U) Unpreserved, (O) Other _____

* Matrix Codes (Insert in Matrix box below): Drinking Water (DW), Ground Water (GW), Wastewater (WW), Product (P), Soil/Solid (SL), Oil (OL), Wipe (WP), Air (AR), Tissue (TS), Bioassay (B), Vapor (V), Other (OT)

Analyses

Customer Sample ID	Matrix *	Comp / Grab	Collected (or Composite Start) Date	Collected (or Composite Start) Time	Composite End Date	Composite End Time	Res Cl	# of Ctns	VOCs 6200B	MADEP VPH	Lead								Lab Profile/Line:
14226-HC-RD-20201015	DW	G	10/15/20	1410				8	X	X	X								92500723 001

Lab Sample Receipt Checklist:

Custody Seals Present/Intact	Y	N	NA
Custody Signatures Present	Y	N	NA
Collector Signature Present	Y	N	NA
Bottles Intact	Y	N	NA
Correct Bottles	Y	N	NA
Sufficient Volume	Y	N	NA
Samples Received on Ice	Y	N	NA
VOA - Headspace Acceptable	Y	N	NA
USDA Regulated Soils	Y	N	NA
Samples in Holding Time	Y	N	NA
Residual Chlorine Present	Y	N	NA
Cl Strips:			
Sample pH Acceptable	Y	N	NA
pH Strips:			
Sulfide Present	Y	N	NA
Lead Acetate Strips:			

LAB USE ONLY:
Lab Sample # / Comments:

Customer Remarks / Special Conditions / Possible Hazards:

Type of Ice Used: Wet Blue Dry None

Packing Material Used:

Radchem sample(s) screened (<500 cpm): Y N NA

SHORT HOLDS PRESENT (<72 hours): Y N N/A

Lab Tracking #: 2539377

Samples received via: FEDEX UPS Client Courier Pace Courier

Lab Sample Temperature Info:
Temp Blank Received: Y N NA
Therm ID#: 927061
Cooler 1 Temp Upon Receipt: 3.7 oC
Cooler 1 Therm Corr. Factor: 0 oC
Cooler 1 Corrected Temp: 3.7 oC
Comments:

Relinquished by/Company: (Signature)	Date/Time:	Received by/Company: (Signature)	Date/Time:
Naomi Fretz / Apex	10-15-20 1640	Erick Jasonu / Pace AVL	10/15/20 1646
Relinquished by/Company: (Signature)	Date/Time:	Received by/Company: (Signature)	Date/Time:
Relinquished by/Company: (Signature)	Date/Time:	Received by/Company: (Signature)	Date/Time:

MTJL LAB USE ONLY
Table #:
Acctnum:
Template:
Prelogin:
PM:
PB:

Trip Blank Received: Y N NA
HCL MeOH TSP Other

Non Conformance(s): YES / NO

Page: _____ of: _____

Pace Analytical Services, LLC
9800 Kincey Ave. Suite 100
Huntersville, NC 28078
(704)875-9092

October 19, 2020

Andrew Street
Apex Companies - NC
5900 Northwoods Business Pkwy
Suite 5900-0
Charlotte, NC 28269

RE: Project: 2020-LI-2448 Incident
Pace Project No.: 92500725

Dear Andrew Street:

Enclosed are the analytical results for sample(s) received by the laboratory on October 15, 2020. The results relate only to the samples included in this report. Results reported herein conform to the applicable TNI/NELAC Standards and the laboratory's Quality Manual, where applicable, unless otherwise noted in the body of the report.

The test results provided in this final report were generated by each of the following laboratories within the Pace Network:

- Pace National - Mt. Juliet
- Pace Analytical Services - Asheville
- Pace Analytical Services - Charlotte

If you have any questions concerning this report, please feel free to contact me.

Sincerely,

Angela M. Baioni

Angela Baioni
angela.baioni@pacelabs.com
(704)875-9092
Project Manager

Enclosures

cc: J Culbreath, Colonial Pipeline Company
Robert Hughes, Colonial Pipeline
Margaret King, APEX Companies, LLC
Emily Little, Apex Companies
Jeff Morrison, Colonial Pipeline Company
Tom Naumann, APEX Companies - NC
Joe Nicolette, Montrose-EPS
Christopher Schultz, Apex Companies
Alex Testoff, Montrose-EPS
Michael Verdon, Colonial Pipeline Company
JM Wyatt, Colonial Pipeline Company

This report shall not be reproduced, except in full,
without the written consent of Pace Analytical Services, LLC.

Pace Analytical Services, LLC
9800 Kincey Ave. Suite 100
Huntersville, NC 28078
(704)875-9092

CERTIFICATIONS

Project: 2020-LI-2448 Incident
Pace Project No.: 92500725

Pace Analytical Services National

12065 Lebanon Road, Mt. Juliet, TN 37122
Alabama Certification #: 40660
Alaska Certification 17-026
Arizona Certification #: AZ0612
Arkansas Certification #: 88-0469
California Certification #: 2932
Canada Certification #: 1461.01
Colorado Certification #: TN00003
Connecticut Certification #: PH-0197
DOD Certification: #1461.01
EPA# TN00003
Florida Certification #: E87487
Georgia DW Certification #: 923
Georgia Certification: NELAP
Idaho Certification #: TN00003
Illinois Certification #: 200008
Indiana Certification #: C-TN-01
Iowa Certification #: 364
Kansas Certification #: E-10277
Kentucky UST Certification #: 16
Kentucky Certification #: 90010
Louisiana Certification #: AI30792
Louisiana DW Certification #: LA180010
Maine Certification #: TN0002
Maryland Certification #: 324
Massachusetts Certification #: M-TN003
Michigan Certification #: 9958
Minnesota Certification #: 047-999-395
Mississippi Certification #: TN00003
Missouri Certification #: 340
Montana Certification #: CERT0086
Nebraska Certification #: NE-OS-15-05
Nevada Certification #: TN-03-2002-34
New Hampshire Certification #: 2975
New Jersey Certification #: TN002
New Mexico DW Certification
New York Certification #: 11742
North Carolina Aquatic Toxicity Certification #: 41
North Carolina Drinking Water Certification #: 21704
North Carolina Environmental Certificate #: 375
North Dakota Certification #: R-140
Ohio VAP Certification #: CL0069
Oklahoma Certification #: 9915
Oregon Certification #: TN200002
Pennsylvania Certification #: 68-02979
Rhode Island Certification #: LAO00356
South Carolina Certification #: 84004
South Dakota Certification
Tennessee DW/Chem/Micro Certification #: 2006
Texas Mold Certification #: LAB0152
Texas Certification #: T 104704245-17-14
USDA Soil Permit #: P330-15-00234
Utah Certification #: TN00003
Vermont Dept. of Health: ID# VT-2006
Virginia Certification #: VT2006
Virginia Certification #: 460132
Washington Certification #: C847
West Virginia Certification #: 233
Wisconsin Certification #: 998093910
Wyoming UST Certification #: via A2LA 2926.01
A2LA-ISO 17025 Certification #: 1461.01
A2LA-ISO 17025 Certification #: 1461.02
AIHA-LAP/LLC EMLAP Certification #:100789

Pace Analytical Services Charlotte

9800 Kincey Ave. Ste 100, Huntersville, NC 28078
Louisiana/NELAP Certification # LA170028
North Carolina Drinking Water Certification #: 37706
North Carolina Field Services Certification #: 5342
North Carolina Wastewater Certification #: 12
South Carolina Certification #: 99006001
Florida/NELAP Certification #: E87627
Kentucky UST Certification #: 84
Virginia/VELAP Certification #: 460221

Pace Analytical Services Asheville

2225 Riverside Drive, Asheville, NC 28804
Florida/NELAP Certification #: E87648
Massachusetts Certification #: M-NC030
North Carolina Drinking Water Certification #: 37712
North Carolina Wastewater Certification #: 40
South Carolina Certification #: 99030001
Virginia/VELAP Certification #: 460222

REPORT OF LABORATORY ANALYSIS

This report shall not be reproduced, except in full,
without the written consent of Pace Analytical Services, LLC.

Pace Analytical Services, LLC
9800 Kincey Ave. Suite 100
Huntersville, NC 28078
(704)875-9092

SAMPLE ANALYTE COUNT

Project: 2020-LI-2448 Incident
Pace Project No.: 92500725

Lab ID	Sample ID	Method	Analysts	Analytes Reported	Laboratory
92500725001	**13835_AC_RD_20201015**	MADEP VPH	ACG	6	PAN
		EPA 6010D	SH1	1	PASI-A
		SM 6200B	SAS	63	PASI-C

PAN = Pace National - Mt. Juliet
PASI-A = Pace Analytical Services - Asheville
PASI-C = Pace Analytical Services - Charlotte

This report shall not be reproduced, except in full,
without the written consent of Pace Analytical Services, LLC.

Pace Analytical Services, LLC
9800 Kincey Ave. Suite 100
Huntersville, NC 28078
(704)875-9092

ANALYTICAL RESULTS

Project: 2020-LI-2448 Incident
Pace Project No.: 92500725

Sample: 13835_AC_RD_20201015 **Lab ID: 92500725001** Collected: 10/15/20 13:30 Received: 10/15/20 16:40 Matrix: Water

Parameters	Results	Units	Report Limit	DF	Prepared	Analyzed	CAS No.	Qual
MADEPV	Analytical Method: MADEP VPH Preparation Method: MADEPV Pace National - Mt. Juliet							
Aliphatic (C05-C08)	ND	ug/L	100	1	10/18/20 21:06	10/18/20 21:06		
Aliphatic (C09-C12)	ND	ug/L	100	1	10/18/20 21:06	10/18/20 21:06		
Aromatic (C09-C10),Unadjusted	ND	ug/L	100	1	10/18/20 21:06	10/18/20 21:06	TPHC9C10A	
Total VPH	ND	ug/L	100	1	10/18/20 21:06	10/18/20 21:06	VPH	
Surrogates								
2,5-Dibromotoluene (FID)	96.5	%	70.0-130	1	10/18/20 21:06	10/18/20 21:06	615-59-8FID	
2,5-Dibromotoluene (PID)	94.2	%	70.0-130	1	10/18/20 21:06	10/18/20 21:06	615-59-8PID	
6010 MET ICP	Analytical Method: EPA 6010D Preparation Method: EPA 3010A Pace Analytical Services - Asheville							
Lead	ND	ug/L	5.0	1	10/16/20 01:32	10/16/20 17:36	7439-92-1	
6200B MSV	Analytical Method: SM 6200B Pace Analytical Services - Charlotte							
Benzene	ND	ug/L	0.50	1		10/16/20 12:20	71-43-2	
Bromobenzene	ND	ug/L	0.50	1		10/16/20 12:20	108-86-1	
Bromochloromethane	ND	ug/L	0.50	1		10/16/20 12:20	74-97-5	
Bromodichloromethane	ND	ug/L	0.50	1		10/16/20 12:20	75-27-4	
Bromoform	ND	ug/L	0.50	1		10/16/20 12:20	75-25-2	
Bromomethane	ND	ug/L	5.0	1		10/16/20 12:20	74-83-9	
n-Butylbenzene	ND	ug/L	0.50	1		10/16/20 12:20	104-51-8	
sec-Butylbenzene	ND	ug/L	0.50	1		10/16/20 12:20	135-98-8	
tert-Butylbenzene	ND	ug/L	0.50	1		10/16/20 12:20	98-06-6	
Carbon tetrachloride	ND	ug/L	0.50	1		10/16/20 12:20	56-23-5	
Chlorobenzene	ND	ug/L	0.50	1		10/16/20 12:20	108-90-7	
Chloroethane	ND	ug/L	1.0	1		10/16/20 12:20	75-00-3	
Chloroform	ND	ug/L	0.50	1		10/16/20 12:20	67-66-3	
Chloromethane	ND	ug/L	1.0	1		10/16/20 12:20	74-87-3	
2-Chlorotoluene	ND	ug/L	0.50	1		10/16/20 12:20	95-49-8	
4-Chlorotoluene	ND	ug/L	0.50	1		10/16/20 12:20	106-43-4	
1,2-Dibromo-3-chloropropane	ND	ug/L	1.0	1		10/16/20 12:20	96-12-8	
Dibromochloromethane	ND	ug/L	0.50	1		10/16/20 12:20	124-48-1	
1,2-Dibromoethane (EDB)	ND	ug/L	0.50	1		10/16/20 12:20	106-93-4	
Dibromomethane	ND	ug/L	0.50	1		10/16/20 12:20	74-95-3	
1,2-Dichlorobenzene	ND	ug/L	0.50	1		10/16/20 12:20	95-50-1	
1,3-Dichlorobenzene	ND	ug/L	0.50	1		10/16/20 12:20	541-73-1	
1,4-Dichlorobenzene	ND	ug/L	0.50	1		10/16/20 12:20	106-46-7	
Dichlorodifluoromethane	ND	ug/L	0.50	1		10/16/20 12:20	75-71-8	
1,1-Dichloroethane	ND	ug/L	0.50	1		10/16/20 12:20	75-34-3	
1,2-Dichloroethane	ND	ug/L	0.50	1		10/16/20 12:20	107-06-2	
1,1-Dichloroethene	ND	ug/L	0.50	1		10/16/20 12:20	75-35-4	
cis-1,2-Dichloroethene	ND	ug/L	0.50	1		10/16/20 12:20	156-59-2	
trans-1,2-Dichloroethene	ND	ug/L	0.50	1		10/16/20 12:20	156-60-5	
1,2-Dichloropropane	ND	ug/L	0.50	1		10/16/20 12:20	78-87-5	
1,3-Dichloropropane	ND	ug/L	0.50	1		10/16/20 12:20	142-28-9	
2,2-Dichloropropane	ND	ug/L	0.50	1		10/16/20 12:20	594-20-7	

REPORT OF LABORATORY ANALYSIS

This report shall not be reproduced, except in full,
without the written consent of Pace Analytical Services, LLC.

Pace Analytical Services, LLC
9800 Kincey Ave. Suite 100
Huntersville, NC 28078
(704)875-9092

ANALYTICAL RESULTS

Project: 2020-LI-2448 Incident
Pace Project No.: 92500725

Sample: 13835_AC_RD_20201015 **Lab ID: 92500725001** Collected: 10/15/20 13:30 Received: 10/15/20 16:40 Matrix: Water

Parameters	Results	Units	Report Limit	DF	Prepared	Analyzed	CAS No.	Qual
6200B MSV	Analytical Method: SM 6200B Pace Analytical Services - Charlotte							
1,1-Dichloropropene	ND	ug/L	0.50	1		10/16/20 12:20	563-58-6	
cis-1,3-Dichloropropene	ND	ug/L	0.50	1		10/16/20 12:20	10061-01-5	
trans-1,3-Dichloropropene	ND	ug/L	0.50	1		10/16/20 12:20	10061-02-6	
Diisopropyl ether	ND	ug/L	0.50	1		10/16/20 12:20	108-20-3	
Ethylbenzene	ND	ug/L	0.50	1		10/16/20 12:20	100-41-4	
Hexachloro-1,3-butadiene	ND	ug/L	2.0	1		10/16/20 12:20	87-68-3	
Isopropylbenzene (Cumene)	ND	ug/L	0.50	1		10/16/20 12:20	98-82-8	
Methylene Chloride	ND	ug/L	2.0	1		10/16/20 12:20	75-09-2	
Methyl-tert-butyl ether	ND	ug/L	0.50	1		10/16/20 12:20	1634-04-4	
Naphthalene	ND	ug/L	2.0	1		10/16/20 12:20	91-20-3	
n-Propylbenzene	ND	ug/L	0.50	1		10/16/20 12:20	103-65-1	
Styrene	ND	ug/L	0.50	1		10/16/20 12:20	100-42-5	
1,1,1,2-Tetrachloroethane	ND	ug/L	0.50	1		10/16/20 12:20	630-20-6	
1,1,2,2-Tetrachloroethane	ND	ug/L	0.50	1		10/16/20 12:20	79-34-5	
Tetrachloroethene	ND	ug/L	0.50	1		10/16/20 12:20	127-18-4	
Toluene	ND	ug/L	0.50	1		10/16/20 12:20	108-88-3	
1,2,3-Trichlorobenzene	ND	ug/L	2.0	1		10/16/20 12:20	87-61-6	
1,2,4-Trichlorobenzene	ND	ug/L	2.0	1		10/16/20 12:20	120-82-1	
1,1,1-Trichloroethane	ND	ug/L	0.50	1		10/16/20 12:20	71-55-6	
1,1,2-Trichloroethane	ND	ug/L	0.50	1		10/16/20 12:20	79-00-5	
Trichloroethene	ND	ug/L	0.50	1		10/16/20 12:20	79-01-6	
Trichlorofluoromethane	ND	ug/L	1.0	1		10/16/20 12:20	75-69-4	
1,2,3-Trichloropropane	ND	ug/L	0.50	1		10/16/20 12:20	96-18-4	
1,2,4-Trimethylbenzene	ND	ug/L	0.50	1		10/16/20 12:20	95-63-6	
1,3,5-Trimethylbenzene	ND	ug/L	0.50	1		10/16/20 12:20	108-67-8	
Vinyl chloride	ND	ug/L	1.0	1		10/16/20 12:20	75-01-4	
m&p-Xylene	ND	ug/L	1.0	1		10/16/20 12:20	179601-23-1	
o-Xylene	ND	ug/L	0.50	1		10/16/20 12:20	95-47-6	
Surrogates								
1,2-Dichloroethane-d4 (S)	100	%	70-130	1		10/16/20 12:20	17060-07-0	
4-Bromofluorobenzene (S)	98	%	70-130	1		10/16/20 12:20	460-00-4	
Toluene-d8 (S)	102	%	70-130	1		10/16/20 12:20	2037-26-5	

REPORT OF LABORATORY ANALYSIS

This report shall not be reproduced, except in full,
without the written consent of Pace Analytical Services, LLC.

Pace Analytical Services, LLC
9800 Kincey Ave. Suite 100
Huntersville, NC 28078
(704)875-9092

QUALITY CONTROL DATA

Project: 2020-LI-2448 Incident
Pace Project No.: 92500725

QC Batch: 1561311
QC Batch Method: MADEPV
Analysis Method: MADEP VPH
Analysis Description: MADEPV
Laboratory: Pace National - Mt. Juliet

Associated Lab Samples: 92500725001

METHOD BLANK: R3582896-2 Matrix: Water
Associated Lab Samples: 92500725001

Parameter	Units	Blank Result	Reporting Limit	Analyzed	Qualifiers
Aliphatic (C05-C08)	ug/L	ND	100	10/18/20 14:37	
Aliphatic (C09-C12)	ug/L	ND	100	10/18/20 14:37	
Aromatic (C09-C10),Unadjusted	ug/L	ND	100	10/18/20 14:37	
Total VPH	ug/L	ND	100	10/18/20 14:37	
2,5-Dibromotoluene (FID)	%	105	70.0-130	10/18/20 14:37	
2,5-Dibromotoluene (PID)	%	105	70.0-130	10/18/20 14:37	

LABORATORY CONTROL SAMPLE & LCSD: R3582896-1 R3582896-3

Parameter	Units	Spike Conc.	LCS Result	LCSD Result	LCS % Rec	LCSD % Rec	% Rec Limits	RPD	Max RPD	Qualifiers
Aliphatic (C05-C08)	ug/L	1200	909	968	75.7	80.7	70.0-130	6.29	25	
Aliphatic (C09-C12)	ug/L	1400	1270	1220	90.7	87.1	70.0-130	4.02	25	
Aromatic (C09-C10),Unadjusted	ug/L	200	206	188	103	94.0	70.0-130	9.14	25	
Total VPH	ug/L	2800	2390	2380	85.4	85.0	70.0-130	0.419	25	
2,5-Dibromotoluene (FID)	%				105	102	70.0-130			
2,5-Dibromotoluene (PID)	%				108	102	70.0-130			

Results presented on this page are in the units indicated by the "Units" column except where an alternate unit is presented to the right of the result.

REPORT OF LABORATORY ANALYSIS

This report shall not be reproduced, except in full,
without the written consent of Pace Analytical Services, LLC.

Pace Analytical Services, LLC
9800 Kincey Ave. Suite 100
Huntersville, NC 28078
(704)875-9092

QUALITY CONTROL DATA

Project: 2020-LI-2448 Incident
Pace Project No.: 92500725

QC Batch: 573658
QC Batch Method: EPA 3010A
Analysis Method: EPA 6010D
Analysis Description: 6010 MET
Laboratory: Pace Analytical Services - Asheville
Associated Lab Samples: 92500725001

METHOD BLANK: 3037353 Matrix: Water
Associated Lab Samples: 92500725001

Parameter	Units	Blank Result	Reporting Limit	Analyzed	Qualifiers
Lead	ug/L	ND	5.0	10/16/20 17:00	

LABORATORY CONTROL SAMPLE: 3037354

Parameter	Units	Spike Conc.	LCS Result	LCS % Rec	% Rec Limits	Qualifiers
Lead	ug/L	500	462	92	80-120	

MATRIX SPIKE & MATRIX SPIKE DUPLICATE: 3037355 3037356

Parameter	Units	92500718001 Result	MS Spike Conc.	MSD Spike Conc.	MS Result	MSD Result	MS % Rec	MSD % Rec	% Rec Limits	RPD	Qual
Lead	ug/L	ND	500	500	483	493	97	99	75-125	2	

Results presented on this page are in the units indicated by the "Units" column except where an alternate unit is presented to the right of the result.

REPORT OF LABORATORY ANALYSIS

This report shall not be reproduced, except in full,
without the written consent of Pace Analytical Services, LLC.

Pace Analytical Services, LLC
9800 Kincey Ave. Suite 100
Huntersville, NC 28078
(704)875-9092

QUALITY CONTROL DATA

Project: 2020-LI-2448 Incident
Pace Project No.: 92500725

QC Batch: 573734
QC Batch Method: SM 6200B
Analysis Method: SM 6200B
Analysis Description: 6200B MSV
Laboratory: Pace Analytical Services - Charlotte

Associated Lab Samples: 92500725001

METHOD BLANK: 3037502 Matrix: Water
Associated Lab Samples: 92500725001

Parameter	Units	Blank Result	Reporting Limit	Analyzed	Qualifiers
1,1,1,2-Tetrachloroethane	ug/L	ND	0.50	10/16/20 10:15	
1,1,1-Trichloroethane	ug/L	ND	0.50	10/16/20 10:15	
1,1,2,2-Tetrachloroethane	ug/L	ND	0.50	10/16/20 10:15	
1,1,2-Trichloroethane	ug/L	ND	0.50	10/16/20 10:15	
1,1-Dichloroethane	ug/L	ND	0.50	10/16/20 10:15	
1,1-Dichloroethene	ug/L	ND	0.50	10/16/20 10:15	
1,1-Dichloropropene	ug/L	ND	0.50	10/16/20 10:15	
1,2,3-Trichlorobenzene	ug/L	ND	2.0	10/16/20 10:15	
1,2,3-Trichloropropane	ug/L	ND	0.50	10/16/20 10:15	
1,2,4-Trichlorobenzene	ug/L	ND	2.0	10/16/20 10:15	
1,2,4-Trimethylbenzene	ug/L	ND	0.50	10/16/20 10:15	
1,2-Dibromo-3-chloropropane	ug/L	ND	1.0	10/16/20 10:15	
1,2-Dibromoethane (EDB)	ug/L	ND	0.50	10/16/20 10:15	
1,2-Dichlorobenzene	ug/L	ND	0.50	10/16/20 10:15	
1,2-Dichloroethane	ug/L	ND	0.50	10/16/20 10:15	
1,2-Dichloropropane	ug/L	ND	0.50	10/16/20 10:15	
1,3,5-Trimethylbenzene	ug/L	ND	0.50	10/16/20 10:15	
1,3-Dichlorobenzene	ug/L	ND	0.50	10/16/20 10:15	
1,3-Dichloropropane	ug/L	ND	0.50	10/16/20 10:15	
1,4-Dichlorobenzene	ug/L	ND	0.50	10/16/20 10:15	
2,2-Dichloropropane	ug/L	ND	0.50	10/16/20 10:15	
2-Chlorotoluene	ug/L	ND	0.50	10/16/20 10:15	
4-Chlorotoluene	ug/L	ND	0.50	10/16/20 10:15	
Benzene	ug/L	ND	0.50	10/16/20 10:15	
Bromobenzene	ug/L	ND	0.50	10/16/20 10:15	
Bromochloromethane	ug/L	ND	0.50	10/16/20 10:15	
Bromodichloromethane	ug/L	ND	0.50	10/16/20 10:15	
Bromoform	ug/L	ND	0.50	10/16/20 10:15	
Bromomethane	ug/L	ND	5.0	10/16/20 10:15	
Carbon tetrachloride	ug/L	ND	0.50	10/16/20 10:15	
Chlorobenzene	ug/L	ND	0.50	10/16/20 10:15	
Chloroethane	ug/L	ND	1.0	10/16/20 10:15	
Chloroform	ug/L	ND	0.50	10/16/20 10:15	
Chloromethane	ug/L	ND	1.0	10/16/20 10:15	
cis-1,2-Dichloroethene	ug/L	ND	0.50	10/16/20 10:15	
cis-1,3-Dichloropropene	ug/L	ND	0.50	10/16/20 10:15	
Dibromochloromethane	ug/L	ND	0.50	10/16/20 10:15	
Dibromomethane	ug/L	ND	0.50	10/16/20 10:15	
Dichlorodifluoromethane	ug/L	ND	0.50	10/16/20 10:15	
Diisopropyl ether	ug/L	ND	0.50	10/16/20 10:15	

Results presented on this page are in the units indicated by the "Units" column except where an alternate unit is presented to the right of the result.

REPORT OF LABORATORY ANALYSIS

This report shall not be reproduced, except in full,
without the written consent of Pace Analytical Services, LLC.

Pace Analytical Services, LLC
9800 Kincey Ave. Suite 100
Huntersville, NC 28078
(704)875-9092

QUALITY CONTROL DATA

Project: 2020-LI-2448 Incident
Pace Project No.: 92500725

METHOD BLANK: 3037502 Matrix: Water
Associated Lab Samples: 92500725001

Parameter	Units	Blank Result	Reporting Limit	Analyzed	Qualifiers
Ethylbenzene	ug/L	ND	0.50	10/16/20 10:15	
Hexachloro-1,3-butadiene	ug/L	ND	2.0	10/16/20 10:15	
Isopropylbenzene (Cumene)	ug/L	ND	0.50	10/16/20 10:15	
m&p-Xylene	ug/L	ND	1.0	10/16/20 10:15	
Methyl-tert-butyl ether	ug/L	ND	0.50	10/16/20 10:15	
Methylene Chloride	ug/L	ND	2.0	10/16/20 10:15	
n-Butylbenzene	ug/L	ND	0.50	10/16/20 10:15	
n-Propylbenzene	ug/L	ND	0.50	10/16/20 10:15	
Naphthalene	ug/L	ND	2.0	10/16/20 10:15	
o-Xylene	ug/L	ND	0.50	10/16/20 10:15	
sec-Butylbenzene	ug/L	ND	0.50	10/16/20 10:15	
Styrene	ug/L	ND	0.50	10/16/20 10:15	
tert-Butylbenzene	ug/L	ND	0.50	10/16/20 10:15	
Tetrachloroethene	ug/L	ND	0.50	10/16/20 10:15	
Toluene	ug/L	ND	0.50	10/16/20 10:15	
trans-1,2-Dichloroethene	ug/L	ND	0.50	10/16/20 10:15	
trans-1,3-Dichloropropene	ug/L	ND	0.50	10/16/20 10:15	
Trichloroethene	ug/L	ND	0.50	10/16/20 10:15	
Trichlorofluoromethane	ug/L	ND	1.0	10/16/20 10:15	
Vinyl chloride	ug/L	ND	1.0	10/16/20 10:15	
1,2-Dichloroethane-d4 (S)	%	101	70-130	10/16/20 10:15	
4-Bromofluorobenzene (S)	%	98	70-130	10/16/20 10:15	
Toluene-d8 (S)	%	99	70-130	10/16/20 10:15	

LABORATORY CONTROL SAMPLE: 3037503

Parameter	Units	Spike Conc.	LCS Result	LCS % Rec	% Rec Limits	Qualifiers
1,1,1,2-Tetrachloroethane	ug/L	50	52.6	105	60-140	
1,1,1-Trichloroethane	ug/L	50	55.3	111	60-140	
1,1,2,2-Tetrachloroethane	ug/L	50	50.4	101	60-140	
1,1,2-Trichloroethane	ug/L	50	52.3	105	60-140	
1,1-Dichloroethane	ug/L	50	53.9	108	60-140	
1,1-Dichloroethene	ug/L	50	55.3	111	60-140	
1,1-Dichloropropene	ug/L	50	54.4	109	60-140	
1,2,3-Trichlorobenzene	ug/L	50	53.1	106	60-140	
1,2,3-Trichloropropane	ug/L	50	51.2	102	60-140	
1,2,4-Trichlorobenzene	ug/L	50	55.7	111	60-140	
1,2,4-Trimethylbenzene	ug/L	50	51.7	103	60-140	
1,2-Dibromo-3-chloropropane	ug/L	50	54.7	109	60-140	
1,2-Dibromoethane (EDB)	ug/L	50	53.6	107	60-140	
1,2-Dichlorobenzene	ug/L	50	51.6	103	60-140	
1,2-Dichloroethane	ug/L	50	47.7	95	60-140	
1,2-Dichloropropane	ug/L	50	53.7	107	60-140	
1,3,5-Trimethylbenzene	ug/L	50	51.6	103	60-140	

Results presented on this page are in the units indicated by the "Units" column except where an alternate unit is presented to the right of the result.

REPORT OF LABORATORY ANALYSIS

This report shall not be reproduced, except in full,
without the written consent of Pace Analytical Services, LLC.

Pace Analytical Services, LLC
9800 Kincey Ave. Suite 100
Huntersville, NC 28078
(704)875-9092

QUALITY CONTROL DATA

Project: 2020-LI-2448 Incident
Pace Project No.: 92500725

LABORATORY CONTROL SAMPLE: 3037503

Parameter	Units	Spike Conc.	LCS Result	LCS % Rec	% Rec Limits	Qualifiers
1,3-Dichlorobenzene	ug/L	50	52.2	104	60-140	
1,3-Dichloropropane	ug/L	50	53.0	106	60-140	
1,4-Dichlorobenzene	ug/L	50	51.5	103	60-140	
2,2-Dichloropropane	ug/L	50	55.3	111	60-140	
2-Chlorotoluene	ug/L	50	52.2	104	60-140	
4-Chlorotoluene	ug/L	50	51.4	103	60-140	
Benzene	ug/L	50	52.9	106	60-140	
Bromobenzene	ug/L	50	49.9	100	60-140	
Bromochloromethane	ug/L	50	53.3	107	60-140	
Bromodichloromethane	ug/L	50	52.4	105	60-140	
Bromoform	ug/L	50	50.7	101	60-140	
Bromomethane	ug/L	50	52.1	104	60-140	
Carbon tetrachloride	ug/L	50	53.1	106	60-140	
Chlorobenzene	ug/L	50	52.1	104	60-140	
Chloroethane	ug/L	50	42.7	85	60-140	
Chloroform	ug/L	50	53.0	106	60-140	
Chloromethane	ug/L	50	45.9	92	60-140	
cis-1,2-Dichloroethene	ug/L	50	52.5	105	60-140	
cis-1,3-Dichloropropene	ug/L	50	55.1	110	60-140	
Dibromochloromethane	ug/L	50	55.2	110	60-140	
Dibromomethane	ug/L	50	55.1	110	60-140	
Dichlorodifluoromethane	ug/L	50	48.6	97	60-140	
Diisopropyl ether	ug/L	50	51.5	103	60-140	
Ethylbenzene	ug/L	50	51.0	102	60-140	
Hexachloro-1,3-butadiene	ug/L	50	52.8	106	60-140	
Isopropylbenzene (Cumene)	ug/L	50	53.3	107	60-140	
m&p-Xylene	ug/L	100	104	104	60-140	
Methyl-tert-butyl ether	ug/L	50	52.5	105	60-140	
Methylene Chloride	ug/L	50	51.0	102	60-140	
n-Butylbenzene	ug/L	50	55.3	111	60-140	
n-Propylbenzene	ug/L	50	51.8	104	60-140	
Naphthalene	ug/L	50	55.0	110	60-140	
o-Xylene	ug/L	50	52.9	106	60-140	
sec-Butylbenzene	ug/L	50	52.1	104	60-140	
Styrene	ug/L	50	53.5	107	60-140	
tert-Butylbenzene	ug/L	50	44.3	89	60-140	
Tetrachloroethene	ug/L	50	51.2	102	60-140	
Toluene	ug/L	50	52.6	105	60-140	
trans-1,2-Dichloroethene	ug/L	50	54.2	108	60-140	
trans-1,3-Dichloropropene	ug/L	50	54.9	110	60-140	
Trichloroethene	ug/L	50	54.1	108	60-140	
Trichlorofluoromethane	ug/L	50	46.0	92	60-140	
Vinyl chloride	ug/L	50	48.6	97	60-140	
1,2-Dichloroethane-d4 (S)	%			98	70-130	
4-Bromofluorobenzene (S)	%			101	70-130	
Toluene-d8 (S)	%			100	70-130	

Results presented on this page are in the units indicated by the "Units" column except where an alternate unit is presented to the right of the result.

REPORT OF LABORATORY ANALYSIS

This report shall not be reproduced, except in full,
without the written consent of Pace Analytical Services, LLC.

Pace Analytical Services, LLC
9800 Kincey Ave. Suite 100
Huntersville, NC 28078
(704)875-9092

QUALITY CONTROL DATA

Project: 2020-LI-2448 Incident
Pace Project No.: 92500725

MATRIX SPIKE & MATRIX SPIKE DUPLICATE: 3037504 3037505

Parameter	Units	92499844011 Result	MS Spike Conc.	MSD Spike Conc.	MS Result	MSD Result	MS % Rec	MSD % Rec	% Rec Limits	RPD	Qual
1,1,1,2-Tetrachloroethane	ug/L	ND	200	200	204	207	102	104	60-140	1	
1,1,1-Trichloroethane	ug/L	ND	200	200	218	215	109	107	60-140	2	
1,1,2,2-Tetrachloroethane	ug/L	ND	200	200	193	202	96	101	60-140	5	
1,1,2-Trichloroethane	ug/L	ND	200	200	191	211	96	105	60-140	10	
1,1-Dichloroethane	ug/L	ND	200	200	205	205	102	102	60-140	0	
1,1-Dichloroethene	ug/L	ND	200	200	210	210	105	105	60-140	0	
1,1-Dichloropropene	ug/L	ND	200	200	234	237	117	119	60-140	2	
1,2,3-Trichlorobenzene	ug/L	ND	200	200	198	199	99	100	60-140	1	
1,2,3-Trichloropropane	ug/L	ND	200	200	196	198	98	99	60-140	1	
1,2,4-Trichlorobenzene	ug/L	ND	200	200	198	211	99	106	60-140	7	
1,2,4-Trimethylbenzene	ug/L	1010	200	200	1230	1270	110	131	60-140	3	
1,2-Dibromo-3-chloropropane	ug/L	ND	200	200	196	209	98	104	60-140	6	
1,2-Dibromoethane (EDB)	ug/L	ND	200	200	198	204	99	102	60-140	3	
1,2-Dichlorobenzene	ug/L	ND	200	200	183	198	91	99	60-140	8	
1,2-Dichloroethane	ug/L	7.3	200	200	178	182	85	87	60-140	2	
1,2-Dichloropropane	ug/L	ND	200	200	219	224	109	112	60-140	2	
1,3,5-Trimethylbenzene	ug/L	ND	200	200	519	542	260	271	60-140	4	M1
1,3-Dichlorobenzene	ug/L	ND	200	200	182	197	91	99	60-140	8	
1,3-Dichloropropane	ug/L	ND	200	200	208	218	104	109	60-140	5	
1,4-Dichlorobenzene	ug/L	ND	200	200	190	198	95	99	60-140	4	
2,2-Dichloropropane	ug/L	ND	200	200	242	236	121	118	60-140	3	
2-Chlorotoluene	ug/L	ND	200	200	208	217	104	109	60-140	4	
4-Chlorotoluene	ug/L	ND	200	200	197	209	99	105	60-140	6	
Benzene	ug/L	110	200	200	324	330	107	110	60-140	2	
Bromobenzene	ug/L	ND	200	200	196	201	98	101	60-140	3	
Bromochloromethane	ug/L	ND	200	200	194	200	97	100	60-140	3	
Bromodichloromethane	ug/L	ND	200	200	185	188	92	94	60-140	2	
Bromoform	ug/L	ND	200	200	163	162	82	81	60-140	1	
Bromomethane	ug/L	ND	200	200	229	233	115	116	60-140	1	
Carbon tetrachloride	ug/L	ND	200	200	217	216	109	108	60-140	1	
Chlorobenzene	ug/L	ND	200	200	206	206	103	103	60-140	0	
Chloroethane	ug/L	ND	200	200	209	201	105	100	60-140	4	
Chloroform	ug/L	ND	200	200	203	207	101	104	60-140	2	
Chloromethane	ug/L	ND	200	200	167	173	83	87	60-140	4	
cis-1,2-Dichloroethene	ug/L	ND	200	200	198	193	99	97	60-140	2	
cis-1,3-Dichloropropene	ug/L	ND	200	200	213	221	106	110	60-140	4	
Dibromochloromethane	ug/L	ND	200	200	209	213	104	106	60-140	2	
Dibromomethane	ug/L	ND	200	200	197	211	98	106	60-140	7	
Dichlorodifluoromethane	ug/L	ND	200	200	160	161	80	80	60-140	0	
Diisopropyl ether	ug/L	ND	200	200	176	177	88	88	60-140	0	
Ethylbenzene	ug/L	641	200	200	854	871	107	115	60-140	2	
Hexachloro-1,3-butadiene	ug/L	ND	200	200	233	239	116	120	60-140	3	
Isopropylbenzene (Cumene)	ug/L	39.7	200	200	238	245	99	103	60-140	3	
m&p-Xylene	ug/L	2510	400	400	3090	3120	144	152	60-140	1	M1
Methyl-tert-butyl ether	ug/L	340	200	200	532	532	96	96	60-140	0	
Methylene Chloride	ug/L	ND	200	200	168	162	84	81	60-140	4	

Results presented on this page are in the units indicated by the "Units" column except where an alternate unit is presented to the right of the result.

REPORT OF LABORATORY ANALYSIS

This report shall not be reproduced, except in full,
without the written consent of Pace Analytical Services, LLC.

Pace Analytical Services, LLC
9800 Kincey Ave. Suite 100
Huntersville, NC 28078
(704)875-9092

QUALITY CONTROL DATA

Project: 2020-LI-2448 Incident
Pace Project No.: 92500725

MATRIX SPIKE & MATRIX SPIKE DUPLICATE: 3037504 3037505

Parameter	Units	92499844011 Result	MS Spike Conc.	MSD Spike Conc.	MS Result	MSD Result	MS % Rec	MSD % Rec	% Rec Limits	RPD	Qual
n-Butylbenzene	ug/L	ND	200	200	246	251	123	125	60-140	2	
n-Propylbenzene	ug/L	ND	200	200	299	302	150	151	60-140	1	M1
Naphthalene	ug/L	279	200	200	466	488	94	105	60-140	5	
o-Xylene	ug/L	1160	200	200	1360	1400	103	122	60-140	3	
sec-Butylbenzene	ug/L	ND	200	200	208	213	104	107	60-140	3	
Styrene	ug/L	ND	200	200	206	208	103	104	60-140	1	
tert-Butylbenzene	ug/L	ND	200	200	177	178	89	89	60-140	0	
Tetrachloroethene	ug/L	ND	200	200	199	210	100	105	60-140	5	
Toluene	ug/L	506	200	200	692	706	93	100	60-140	2	
trans-1,2-Dichloroethene	ug/L	ND	200	200	210	205	105	102	60-140	2	
trans-1,3-Dichloropropene	ug/L	ND	200	200	210	204	105	102	60-140	3	
Trichloroethene	ug/L	ND	200	200	215	215	107	108	60-140	0	
Trichlorofluoromethane	ug/L	ND	200	200	193	191	97	95	60-140	1	
Vinyl chloride	ug/L	ND	200	200	181	182	90	91	60-140	0	
1,2-Dichloroethane-d4 (S)	%						92	90	70-130		
4-Bromofluorobenzene (S)	%						101	100	70-130		
Toluene-d8 (S)	%						98	97	70-130		

Results presented on this page are in the units indicated by the "Units" column except where an alternate unit is presented to the right of the result.

REPORT OF LABORATORY ANALYSIS

This report shall not be reproduced, except in full,
without the written consent of Pace Analytical Services, LLC.

Pace Analytical Services, LLC
9800 Kincey Ave. Suite 100
Huntersville, NC 28078
(704)875-9092

QUALIFIERS

Project: 2020-LI-2448 Incident
Pace Project No.: 92500725

DEFINITIONS

DF - Dilution Factor, if reported, represents the factor applied to the reported data due to dilution of the sample aliquot.

ND - Not Detected at or above adjusted reporting limit.

TNTC - Too Numerous To Count

J - Estimated concentration above the adjusted method detection limit and below the adjusted reporting limit.

MDL - Adjusted Method Detection Limit.

PQL - Practical Quantitation Limit.

RL - Reporting Limit - The lowest concentration value that meets project requirements for quantitative data with known precision and bias for a specific analyte in a specific matrix.

S - Surrogate

1,2-Diphenylhydrazine decomposes to and cannot be separated from Azobenzene using Method 8270. The result for each analyte is a combined concentration.

Consistent with EPA guidelines, unrounded data are displayed and have been used to calculate % recovery and RPD values.

LCS(D) - Laboratory Control Sample (Duplicate)

MS(D) - Matrix Spike (Duplicate)

DUP - Sample Duplicate

RPD - Relative Percent Difference

NC - Not Calculable.

SG - Silica Gel - Clean-Up

U - Indicates the compound was analyzed for, but not detected.

Acid preservation may not be appropriate for 2 Chloroethylvinyl ether.

A separate vial preserved to a pH of 4-5 is recommended in SW846 Chapter 4 for the analysis of Acrolein and Acrylonitrile by EPA Method 8260.

N-Nitrosodiphenylamine decomposes and cannot be separated from Diphenylamine using Method 8270. The result reported for each analyte is a combined concentration.

Pace Analytical is TNI accredited. Contact your Pace PM for the current list of accredited analytes.

TNI - The NELAC Institute.

ANALYTE QUALIFIERS

M1 Matrix spike recovery exceeded QC limits. Batch accepted based on laboratory control sample (LCS) recovery.

This report shall not be reproduced, except in full,
without the written consent of Pace Analytical Services, LLC.

Pace Analytical Services, LLC
9800 Kincey Ave. Suite 100
Huntersville, NC 28078
(704)875-9092

QUALITY CONTROL DATA CROSS REFERENCE TABLE

Project: 2020-LI-2448 Incident
Pace Project No.: 92500725

Lab ID	Sample ID	QC Batch Method	QC Batch	Analytical Method	Analytical Batch
92500725001	**13835_AC_RD_20201015**	MADEPV	1561311	MADEP VPH	1561311
92500725001	**13835_AC_RD_20201015**	EPA 3010A	573658	EPA 6010D	573678
92500725001	**13835_AC_RD_20201015**	SM 6200B	573734		

This report shall not be reproduced, except in full,
without the written consent of Pace Analytical Services, LLC.

Pace Analytical

CHAIN-OF-CUSTODY Analytical Request Document

Chain-of-Custody is a LEGAL DOCUMENT - Complete all relevent fields

LAB USE ON ... ber or

WO# : 92500725

92500725

Container

Company: Apex Companies

Address:

Billing Information:

Report To: Andrew Street

Email To: Andrew.Street@apexcos.com

Copy To:

Site Collection Info/Address: 13835 Asbury Chapel Rd

Customer Project Name/Number: 2020-L1-2448 Incident

State: NC County/City: Huntersville Time Zone Collected: [ ] PT [ ] MT [ ] CT [ ] ET

Phone:
Email:

Site/Facility ID #:

Compliance Monitoring? [ ] Yes [ ] No

Collected By (print): Naomi Fretz

Purchase Order #:
Quote #:

DW PWS ID #:
DW Location Code:

Collected By (signature): Naomi Fretz

Turnaround Date Required: ASAP

Immediately Packed on Ice: [ ] Yes [ ] No

Sample Disposal:
[ ] Dispose as appropriate [ ] Return
[ ] Archive: _____
[ ] Hold: _____

Rush: [ ] Same Day [ ] Next Day [ ] 2 Day [ ] 3 Day [ ] 4 Day [ ] 5 Day (Expedite Charges Apply)

Field Filtered (if applicable) [ ] Yes [ ] No
Analysis: _____

* Matrix Codes (Insert in Matrix box below): Drinking Water (DW), Ground Water (GW), Wastewater (WW), Product (P), Soil/Solid (SL), Oil (OL), Wipe (WP), Air (AR), Tissue (TS), Bioassay (B), Vapor (V), Other (OT)

** Preservative Types: (1) nitric acid, (2) sulfuric acid, (3) hydrochloric acid, (4) sodium hydroxide, (5) zinc acetate, (6) methanol, (7) sodium bisulfate, (8) sodium thiosulfate, (9) hexane, (A) ascorbic acid, (B) ammonium sulfate, (C) ammonium hydroxide, (D) TSP, (U) Unpreserved, (O) Other _____

Analyses

Customer Sample ID	Matrix *	Comp / Grab	Collected (or Composite Start) Date	Collected (or Composite Start) Time	Composite End Date	Composite End Time	Res Cl	# of Ctns	VOCs 6200B	MADEP VPH	Lead							
13835_AC_RD_20201015	DW	G	10-15-20	1330				8	X	X	X							

Lab Profile/Line:

Lab Sample Receipt Checklist:

Custody Seals Present/Intact Y N NA
Custody Signatures Present Y N NA
Collector Signature Present Y N NA
Bottles Intact Y N NA
Correct Bottles Y N NA
Sufficient Volume Y N NA
Samples Received on Ice Y N NA
VOA - Headspace Acceptable Y N NA
USDA Regulated Soils Y N NA
Samples in Holding Time Y N NA
Residual Chlorine Present Y N NA
Cl Strips: _____
Sample pH Acceptable Y N NA
pH Strips: _____
Sulfide Present Y N NA
Lead Acetate Strips: _____

LAB USE ONLY:
Lab Sample # / Comments:

92500725
001

Customer Remarks / Special Conditions / Possible Hazards:

Type of Ice Used: Wet Blue Dry None

Packing Material Used:

Radchem sample(s) screened (<500 cpm): Y N NA

SHORT HOLDS PRESENT (<72 hours): Y N N/A

Lab Tracking #: 2538855

Samples received via: FEDEX UPS Client Courier Pace Courier

Lab Sample Temperature Info:
Temp Blank Received: Y N NA
Therm ID#: 92J061
Cooler 1 Temp Upon Receipt: 3.7 oC
Cooler 1 Therm Corr. Factor: 0 oC
Cooler 1 Corrected Temp: 3.7 oC
Comments:

Relinquished by/Company: (Signature)	Date/Time:	Received by/Company: (Signature)	Date/Time:
Naomi Fretz / Apex	10-15-20 1640	Erick Jasung/Pace HVC	10/15/20 1640
Relinquished by/Company: (Signature)	Date/Time:	Received by/Company: (Signature)	Date/Time:
Relinquished by/Company: (Signature)	Date/Time:	Received by/Company: (Signature)	Date/Time:

MTJL LAB USE ONLY
Table #:
Acctnum:
Template:
Prelogin:
PM:
PB:

Trip Blank Received: Y N NA
HCL MeOH TSP Other

Non Conformance(s): YES / NO

Page: _____ of: _____

Pace Analytical Services, LLC
9800 Kincey Ave. Suite 100
Huntersville, NC 28078
(704)875-9092

October 21, 2020

Andrew Street
Apex Companies - NC
5900 Northwoods Business Pkwy
Suite 5900-0
Charlotte, NC 28269

RE: Project: 2020-LI-2448 Incident
Pace Project No.: 92500726

Dear Andrew Street:

Enclosed are the analytical results for sample(s) received by the laboratory on October 15, 2020. The results relate only to the samples included in this report. Results reported herein conform to the applicable TNI/NELAC Standards and the laboratory's Quality Manual, where applicable, unless otherwise noted in the body of the report.

The test results provided in this final report were generated by each of the following laboratories within the Pace Network:

- Pace National - Mt. Juliet
- Pace Analytical Services - Asheville
- Pace Analytical Services - Charlotte

A revised laboratory report is being submitted on 10/21/2020 to update the sample ID. It was entered incorrectly at sample log in.

If you have any questions concerning this report, please feel free to contact me.

Sincerely,

Angela M. Baioni

Angela Baioni
angela.baioni@pacelabs.com
(704)875-9092
Project Manager

Enclosures

cc: J Culbreath, Colonial Pipeline Company
Robert Hughes, Colonial Pipeline
Margaret King, APEX Companies, LLC
Emily Little, Apex Companies
Jeff Morrison, Colonial Pipeline Company
Tom Naumann, APEX Companies - NC
Joe Nicolette, Montrose-EPS
Christopher Schultz, Apex Companies
Alex Testoff, Montrose-EPS
Michael Verdon, Colonial Pipeline Company
JM Wyatt, Colonial Pipeline Company

REPORT OF LABORATORY ANALYSIS

This report shall not be reproduced, except in full,
without the written consent of Pace Analytical Services, LLC.

Pace Analytical Services, LLC
9800 Kincey Ave. Suite 100
Huntersville, NC 28078
(704)875-9092

CERTIFICATIONS

Project: 2020-LI-2448 Incident
Pace Project No.: 92500726

Pace Analytical Services National

12065 Lebanon Road, Mt. Juliet, TN 37122
Alabama Certification #: 40660
Alaska Certification 17-026
Arizona Certification #: AZ0612
Arkansas Certification #: 88-0469
California Certification #: 2932
Canada Certification #: 1461.01
Colorado Certification #: TN00003
Connecticut Certification #: PH-0197
DOD Certification: #1461.01
EPA# TN00003
Florida Certification #: E87487
Georgia DW Certification #: 923
Georgia Certification: NELAP
Idaho Certification #: TN00003
Illinois Certification #: 200008
Indiana Certification #: C-TN-01
Iowa Certification #: 364
Kansas Certification #: E-10277
Kentucky UST Certification #: 16
Kentucky Certification #: 90010
Louisiana Certification #: AI30792
Louisiana DW Certification #: LA180010
Maine Certification #: TN0002
Maryland Certification #: 324
Massachusetts Certification #: M-TN003
Michigan Certification #: 9958
Minnesota Certification #: 047-999-395
Mississippi Certification #: TN00003
Missouri Certification #: 340
Montana Certification #: CERT0086
Nebraska Certification #: NE-OS-15-05
Nevada Certification #: TN-03-2002-34
New Hampshire Certification #: 2975
New Jersey Certification #: TN002
New Mexico DW Certification
New York Certification #: 11742
North Carolina Aquatic Toxicity Certification #: 41
North Carolina Drinking Water Certification #: 21704
North Carolina Environmental Certificate #: 375
North Dakota Certification #: R-140
Ohio VAP Certification #: CL0069
Oklahoma Certification #: 9915
Oregon Certification #: TN200002
Pennsylvania Certification #: 68-02979
Rhode Island Certification #: LAO00356
South Carolina Certification #: 84004
South Dakota Certification
Tennessee DW/Chem/Micro Certification #: 2006
Texas Certification #: T 104704245-17-14
Texas Mold Certification #: LAB0152
USDA Soil Permit #: P330-15-00234
Utah Certification #: TN00003
Vermont Dept. of Health: ID# VT-2006
Virginia Certification #: VT2006
Virginia Certification #: 460132
Washington Certification #: C847
West Virginia Certification #: 233
Wisconsin Certification #: 998093910
Wyoming UST Certification #: via A2LA 2926.01
A2LA-ISO 17025 Certification #: 1461.01
A2LA-ISO 17025 Certification #: 1461.02
AIHA-LAP/LLC EMLAP Certification #:100789

Pace Analytical Services Charlotte

9800 Kincey Ave. Ste 100, Huntersville, NC 28078
Louisiana/NELAP Certification # LA170028
North Carolina Drinking Water Certification #: 37706
North Carolina Field Services Certification #: 5342
North Carolina Wastewater Certification #: 12
South Carolina Certification #: 99006001
Florida/NELAP Certification #: E87627
Kentucky UST Certification #: 84
Virginia/VELAP Certification #: 460221

Pace Analytical Services Asheville

2225 Riverside Drive, Asheville, NC 28804
Florida/NELAP Certification #: E87648
Massachusetts Certification #: M-NC030
North Carolina Drinking Water Certification #: 37712
North Carolina Wastewater Certification #: 40
South Carolina Certification #: 99030001
Virginia/VELAP Certification #: 460222

REPORT OF LABORATORY ANALYSIS

This report shall not be reproduced, except in full,
without the written consent of Pace Analytical Services, LLC.

Pace Analytical Services, LLC
9800 Kincey Ave. Suite 100
Huntersville, NC 28078
(704)875-9092

SAMPLE ANALYTE COUNT

Project: 2020-LI-2448 Incident
Pace Project No.: 92500726

Lab ID	Sample ID	Method	Analysts	Analytes Reported	Laboratory
92500726001	**13945_AC_RD_20201015**	MADEP VPH	ACG	6	PAN
		EPA 6010D	SH1	1	PASI-A
		SM 6200B	SAS	63	PASI-C

PAN = Pace National - Mt. Juliet
PASI-A = Pace Analytical Services - Asheville
PASI-C = Pace Analytical Services - Charlotte

This report shall not be reproduced, except in full,
without the written consent of Pace Analytical Services, LLC.

Pace Analytical Services, LLC
9800 Kincey Ave. Suite 100
Huntersville, NC 28078
(704)875-9092

ANALYTICAL RESULTS

Project: 2020-LI-2448 Incident
Pace Project No.: 92500726

Sample: 13945_AC_RD_20201015 **Lab ID: 92500726001** Collected: 10/15/20 12:50 Received: 10/15/20 16:40 Matrix: Water

Parameters	Results	Units	Report Limit	DF	Prepared	Analyzed	CAS No.	Qual
MADEPV	Analytical Method: MADEP VPH Preparation Method: MADEPV Pace National - Mt. Juliet							
Aliphatic (C05-C08)	ND	ug/L	100	1	10/18/20 21:39	10/18/20 21:39		
Aliphatic (C09-C12)	ND	ug/L	100	1	10/18/20 21:39	10/18/20 21:39		
Aromatic (C09-C10),Unadjusted	ND	ug/L	100	1	10/18/20 21:39	10/18/20 21:39	TPHC9C10A	
Total VPH	ND	ug/L	100	1	10/18/20 21:39	10/18/20 21:39	VPH	
Surrogates								
2,5-Dibromotoluene (FID)	97.1	%	70.0-130	1	10/18/20 21:39	10/18/20 21:39	615-59-8FID	
2,5-Dibromotoluene (PID)	94.9	%	70.0-130	1	10/18/20 21:39	10/18/20 21:39	615-59-8PID	
6010 MET ICP	Analytical Method: EPA 6010D Preparation Method: EPA 3010A Pace Analytical Services - Asheville							
Lead	ND	ug/L	5.0	1	10/16/20 01:32	10/16/20 12:56	7439-92-1	
6200B MSV	Analytical Method: SM 6200B Pace Analytical Services - Charlotte							
Benzene	ND	ug/L	0.50	1		10/16/20 12:38	71-43-2	
Bromobenzene	ND	ug/L	0.50	1		10/16/20 12:38	108-86-1	
Bromochloromethane	ND	ug/L	0.50	1		10/16/20 12:38	74-97-5	
Bromodichloromethane	ND	ug/L	0.50	1		10/16/20 12:38	75-27-4	
Bromoform	ND	ug/L	0.50	1		10/16/20 12:38	75-25-2	
Bromomethane	ND	ug/L	5.0	1		10/16/20 12:38	74-83-9	
n-Butylbenzene	ND	ug/L	0.50	1		10/16/20 12:38	104-51-8	
sec-Butylbenzene	ND	ug/L	0.50	1		10/16/20 12:38	135-98-8	
tert-Butylbenzene	ND	ug/L	0.50	1		10/16/20 12:38	98-06-6	
Carbon tetrachloride	ND	ug/L	0.50	1		10/16/20 12:38	56-23-5	
Chlorobenzene	ND	ug/L	0.50	1		10/16/20 12:38	108-90-7	
Chloroethane	ND	ug/L	1.0	1		10/16/20 12:38	75-00-3	
Chloroform	ND	ug/L	0.50	1		10/16/20 12:38	67-66-3	
Chloromethane	ND	ug/L	1.0	1		10/16/20 12:38	74-87-3	
2-Chlorotoluene	ND	ug/L	0.50	1		10/16/20 12:38	95-49-8	
4-Chlorotoluene	ND	ug/L	0.50	1		10/16/20 12:38	106-43-4	
1,2-Dibromo-3-chloropropane	ND	ug/L	1.0	1		10/16/20 12:38	96-12-8	
Dibromochloromethane	ND	ug/L	0.50	1		10/16/20 12:38	124-48-1	
1,2-Dibromoethane (EDB)	ND	ug/L	0.50	1		10/16/20 12:38	106-93-4	
Dibromomethane	ND	ug/L	0.50	1		10/16/20 12:38	74-95-3	
1,2-Dichlorobenzene	ND	ug/L	0.50	1		10/16/20 12:38	95-50-1	
1,3-Dichlorobenzene	ND	ug/L	0.50	1		10/16/20 12:38	541-73-1	
1,4-Dichlorobenzene	ND	ug/L	0.50	1		10/16/20 12:38	106-46-7	
Dichlorodifluoromethane	ND	ug/L	0.50	1		10/16/20 12:38	75-71-8	
1,1-Dichloroethane	ND	ug/L	0.50	1		10/16/20 12:38	75-34-3	
1,2-Dichloroethane	ND	ug/L	0.50	1		10/16/20 12:38	107-06-2	
1,1-Dichloroethene	ND	ug/L	0.50	1		10/16/20 12:38	75-35-4	
cis-1,2-Dichloroethene	ND	ug/L	0.50	1		10/16/20 12:38	156-59-2	
trans-1,2-Dichloroethene	ND	ug/L	0.50	1		10/16/20 12:38	156-60-5	
1,2-Dichloropropane	ND	ug/L	0.50	1		10/16/20 12:38	78-87-5	
1,3-Dichloropropane	ND	ug/L	0.50	1		10/16/20 12:38	142-28-9	
2,2-Dichloropropane	ND	ug/L	0.50	1		10/16/20 12:38	594-20-7	

REPORT OF LABORATORY ANALYSIS

This report shall not be reproduced, except in full,
without the written consent of Pace Analytical Services, LLC.

Pace Analytical Services, LLC
9800 Kincey Ave. Suite 100
Huntersville, NC 28078
(704)875-9092

ANALYTICAL RESULTS

Project: 2020-LI-2448 Incident
Pace Project No.: 92500726

Sample: 13945_AC_RD_20201015 **Lab ID: 92500726001** Collected: 10/15/20 12:50 Received: 10/15/20 16:40 Matrix: Water

Parameters	Results	Units	Report Limit	DF	Prepared	Analyzed	CAS No.	Qual
6200B MSV	Analytical Method: SM 6200B Pace Analytical Services - Charlotte							
1,1-Dichloropropene	ND	ug/L	0.50	1		10/16/20 12:38	563-58-6	
cis-1,3-Dichloropropene	ND	ug/L	0.50	1		10/16/20 12:38	10061-01-5	
trans-1,3-Dichloropropene	ND	ug/L	0.50	1		10/16/20 12:38	10061-02-6	
Diisopropyl ether	ND	ug/L	0.50	1		10/16/20 12:38	108-20-3	
Ethylbenzene	ND	ug/L	0.50	1		10/16/20 12:38	100-41-4	
Hexachloro-1,3-butadiene	ND	ug/L	2.0	1		10/16/20 12:38	87-68-3	
Isopropylbenzene (Cumene)	ND	ug/L	0.50	1		10/16/20 12:38	98-82-8	
Methylene Chloride	ND	ug/L	2.0	1		10/16/20 12:38	75-09-2	
Methyl-tert-butyl ether	ND	ug/L	0.50	1		10/16/20 12:38	1634-04-4	
Naphthalene	ND	ug/L	2.0	1		10/16/20 12:38	91-20-3	
n-Propylbenzene	ND	ug/L	0.50	1		10/16/20 12:38	103-65-1	
Styrene	ND	ug/L	0.50	1		10/16/20 12:38	100-42-5	
1,1,1,2-Tetrachloroethane	ND	ug/L	0.50	1		10/16/20 12:38	630-20-6	
1,1,2,2-Tetrachloroethane	ND	ug/L	0.50	1		10/16/20 12:38	79-34-5	
Tetrachloroethene	ND	ug/L	0.50	1		10/16/20 12:38	127-18-4	
Toluene	ND	ug/L	0.50	1		10/16/20 12:38	108-88-3	
1,2,3-Trichlorobenzene	ND	ug/L	2.0	1		10/16/20 12:38	87-61-6	
1,2,4-Trichlorobenzene	ND	ug/L	2.0	1		10/16/20 12:38	120-82-1	
1,1,1-Trichloroethane	ND	ug/L	0.50	1		10/16/20 12:38	71-55-6	
1,1,2-Trichloroethane	ND	ug/L	0.50	1		10/16/20 12:38	79-00-5	
Trichloroethene	ND	ug/L	0.50	1		10/16/20 12:38	79-01-6	
Trichlorofluoromethane	ND	ug/L	1.0	1		10/16/20 12:38	75-69-4	
1,2,3-Trichloropropane	ND	ug/L	0.50	1		10/16/20 12:38	96-18-4	
1,2,4-Trimethylbenzene	ND	ug/L	0.50	1		10/16/20 12:38	95-63-6	
1,3,5-Trimethylbenzene	ND	ug/L	0.50	1		10/16/20 12:38	108-67-8	
Vinyl chloride	ND	ug/L	1.0	1		10/16/20 12:38	75-01-4	
m&p-Xylene	ND	ug/L	1.0	1		10/16/20 12:38	179601-23-1	
o-Xylene	ND	ug/L	0.50	1		10/16/20 12:38	95-47-6	
Surrogates								
1,2-Dichloroethane-d4 (S)	98	%	70-130	1		10/16/20 12:38	17060-07-0	
4-Bromofluorobenzene (S)	95	%	70-130	1		10/16/20 12:38	460-00-4	
Toluene-d8 (S)	100	%	70-130	1		10/16/20 12:38	2037-26-5	

REPORT OF LABORATORY ANALYSIS

This report shall not be reproduced, except in full,
without the written consent of Pace Analytical Services, LLC.

Pace Analytical Services, LLC
9800 Kincey Ave. Suite 100
Huntersville, NC 28078
(704)875-9092

QUALITY CONTROL DATA

Project: 2020-LI-2448 Incident
Pace Project No.: 92500726

QC Batch: 1561311
QC Batch Method: MADEPV
Analysis Method: MADEP VPH
Analysis Description: MADEPV
Laboratory: Pace National - Mt. Juliet
Associated Lab Samples: 92500726001

METHOD BLANK: R3582896-2 Matrix: Water
Associated Lab Samples: 92500726001

Parameter	Units	Blank Result	Reporting Limit	Analyzed	Qualifiers
Aliphatic (C05-C08)	ug/L	ND	100	10/18/20 14:37	
Aliphatic (C09-C12)	ug/L	ND	100	10/18/20 14:37	
Aromatic (C09-C10),Unadjusted	ug/L	ND	100	10/18/20 14:37	
Total VPH	ug/L	ND	100	10/18/20 14:37	
2,5-Dibromotoluene (FID)	%	105	70.0-130	10/18/20 14:37	
2,5-Dibromotoluene (PID)	%	105	70.0-130	10/18/20 14:37	

LABORATORY CONTROL SAMPLE & LCSD: R3582896-1 R3582896-3

Parameter	Units	Spike Conc.	LCS Result	LCSD Result	LCS % Rec	LCSD % Rec	% Rec Limits	RPD	Max RPD	Qualifiers
Aliphatic (C05-C08)	ug/L	1200	909	968	75.7	80.7	70.0-130	6.29	25	
Aliphatic (C09-C12)	ug/L	1400	1270	1220	90.7	87.1	70.0-130	4.02	25	
Aromatic (C09-C10),Unadjusted	ug/L	200	206	188	103	94.0	70.0-130	9.14	25	
Total VPH	ug/L	2800	2390	2380	85.4	85.0	70.0-130	0.419	25	
2,5-Dibromotoluene (FID)	%				105	102	70.0-130			
2,5-Dibromotoluene (PID)	%				108	102	70.0-130			

Results presented on this page are in the units indicated by the "Units" column except where an alternate unit is presented to the right of the result.

REPORT OF LABORATORY ANALYSIS

This report shall not be reproduced, except in full,
without the written consent of Pace Analytical Services, LLC.

Pace Analytical Services, LLC
9800 Kincey Ave. Suite 100
Huntersville, NC 28078
(704)875-9092

QUALITY CONTROL DATA

Project: 2020-LI-2448 Incident
Pace Project No.: 92500726

QC Batch: 573658
QC Batch Method: EPA 3010A
Analysis Method: EPA 6010D
Analysis Description: 6010 MET
Laboratory: Pace Analytical Services - Asheville

Associated Lab Samples: 92500726001

METHOD BLANK: 3037353 Matrix: Water
Associated Lab Samples: 92500726001

Parameter	Units	Blank Result	Reporting Limit	Analyzed	Qualifiers
Lead	ug/L	ND	5.0	10/16/20 17:00	

LABORATORY CONTROL SAMPLE: 3037354

Parameter	Units	Spike Conc.	LCS Result	LCS % Rec	% Rec Limits	Qualifiers
Lead	ug/L	500	462	92	80-120	

MATRIX SPIKE & MATRIX SPIKE DUPLICATE: 3037355 3037356

Parameter	Units	92500718001 Result	MS Spike Conc.	MSD Spike Conc.	MS Result	MSD Result	MS % Rec	MSD % Rec	% Rec Limits	RPD	Qual
Lead	ug/L	ND	500	500	483	493	97	99	75-125	2	

Results presented on this page are in the units indicated by the "Units" column except where an alternate unit is presented to the right of the result.

REPORT OF LABORATORY ANALYSIS

This report shall not be reproduced, except in full,
without the written consent of Pace Analytical Services, LLC.

Pace Analytical Services, LLC
9800 Kincey Ave. Suite 100
Huntersville, NC 28078
(704)875-9092

QUALITY CONTROL DATA

Project: 2020-LI-2448 Incident
Pace Project No.: 92500726

QC Batch: 573734
QC Batch Method: SM 6200B
Analysis Method: SM 6200B
Analysis Description: 6200B MSV
Laboratory: Pace Analytical Services - Charlotte

Associated Lab Samples: 92500726001

METHOD BLANK: 3037502 Matrix: Water
Associated Lab Samples: 92500726001

Parameter	Units	Blank Result	Reporting Limit	Analyzed	Qualifiers
1,1,1,2-Tetrachloroethane	ug/L	ND	0.50	10/16/20 10:15	
1,1,1-Trichloroethane	ug/L	ND	0.50	10/16/20 10:15	
1,1,2,2-Tetrachloroethane	ug/L	ND	0.50	10/16/20 10:15	
1,1,2-Trichloroethane	ug/L	ND	0.50	10/16/20 10:15	
1,1-Dichloroethane	ug/L	ND	0.50	10/16/20 10:15	
1,1-Dichloroethene	ug/L	ND	0.50	10/16/20 10:15	
1,1-Dichloropropene	ug/L	ND	0.50	10/16/20 10:15	
1,2,3-Trichlorobenzene	ug/L	ND	2.0	10/16/20 10:15	
1,2,3-Trichloropropane	ug/L	ND	0.50	10/16/20 10:15	
1,2,4-Trichlorobenzene	ug/L	ND	2.0	10/16/20 10:15	
1,2,4-Trimethylbenzene	ug/L	ND	0.50	10/16/20 10:15	
1,2-Dibromo-3-chloropropane	ug/L	ND	1.0	10/16/20 10:15	
1,2-Dibromoethane (EDB)	ug/L	ND	0.50	10/16/20 10:15	
1,2-Dichlorobenzene	ug/L	ND	0.50	10/16/20 10:15	
1,2-Dichloroethane	ug/L	ND	0.50	10/16/20 10:15	
1,2-Dichloropropane	ug/L	ND	0.50	10/16/20 10:15	
1,3,5-Trimethylbenzene	ug/L	ND	0.50	10/16/20 10:15	
1,3-Dichlorobenzene	ug/L	ND	0.50	10/16/20 10:15	
1,3-Dichloropropane	ug/L	ND	0.50	10/16/20 10:15	
1,4-Dichlorobenzene	ug/L	ND	0.50	10/16/20 10:15	
2,2-Dichloropropane	ug/L	ND	0.50	10/16/20 10:15	
2-Chlorotoluene	ug/L	ND	0.50	10/16/20 10:15	
4-Chlorotoluene	ug/L	ND	0.50	10/16/20 10:15	
Benzene	ug/L	ND	0.50	10/16/20 10:15	
Bromobenzene	ug/L	ND	0.50	10/16/20 10:15	
Bromochloromethane	ug/L	ND	0.50	10/16/20 10:15	
Bromodichloromethane	ug/L	ND	0.50	10/16/20 10:15	
Bromoform	ug/L	ND	0.50	10/16/20 10:15	
Bromomethane	ug/L	ND	5.0	10/16/20 10:15	
Carbon tetrachloride	ug/L	ND	0.50	10/16/20 10:15	
Chlorobenzene	ug/L	ND	0.50	10/16/20 10:15	
Chloroethane	ug/L	ND	1.0	10/16/20 10:15	
Chloroform	ug/L	ND	0.50	10/16/20 10:15	
Chloromethane	ug/L	ND	1.0	10/16/20 10:15	
cis-1,2-Dichloroethene	ug/L	ND	0.50	10/16/20 10:15	
cis-1,3-Dichloropropene	ug/L	ND	0.50	10/16/20 10:15	
Dibromochloromethane	ug/L	ND	0.50	10/16/20 10:15	
Dibromomethane	ug/L	ND	0.50	10/16/20 10:15	
Dichlorodifluoromethane	ug/L	ND	0.50	10/16/20 10:15	
Diisopropyl ether	ug/L	ND	0.50	10/16/20 10:15	

Results presented on this page are in the units indicated by the "Units" column except where an alternate unit is presented to the right of the result.

REPORT OF LABORATORY ANALYSIS

This report shall not be reproduced, except in full,
without the written consent of Pace Analytical Services, LLC.

Pace Analytical Services, LLC
9800 Kincey Ave. Suite 100
Huntersville, NC 28078
(704)875-9092

QUALITY CONTROL DATA

Project: 2020-LI-2448 Incident
Pace Project No.: 92500726

METHOD BLANK: 3037502 Matrix: Water
Associated Lab Samples: 92500726001

Parameter	Units	Blank Result	Reporting Limit	Analyzed	Qualifiers
Ethylbenzene	ug/L	ND	0.50	10/16/20 10:15	
Hexachloro-1,3-butadiene	ug/L	ND	2.0	10/16/20 10:15	
Isopropylbenzene (Cumene)	ug/L	ND	0.50	10/16/20 10:15	
m&p-Xylene	ug/L	ND	1.0	10/16/20 10:15	
Methyl-tert-butyl ether	ug/L	ND	0.50	10/16/20 10:15	
Methylene Chloride	ug/L	ND	2.0	10/16/20 10:15	
n-Butylbenzene	ug/L	ND	0.50	10/16/20 10:15	
n-Propylbenzene	ug/L	ND	0.50	10/16/20 10:15	
Naphthalene	ug/L	ND	2.0	10/16/20 10:15	
o-Xylene	ug/L	ND	0.50	10/16/20 10:15	
sec-Butylbenzene	ug/L	ND	0.50	10/16/20 10:15	
Styrene	ug/L	ND	0.50	10/16/20 10:15	
tert-Butylbenzene	ug/L	ND	0.50	10/16/20 10:15	
Tetrachloroethene	ug/L	ND	0.50	10/16/20 10:15	
Toluene	ug/L	ND	0.50	10/16/20 10:15	
trans-1,2-Dichloroethene	ug/L	ND	0.50	10/16/20 10:15	
trans-1,3-Dichloropropene	ug/L	ND	0.50	10/16/20 10:15	
Trichloroethene	ug/L	ND	0.50	10/16/20 10:15	
Trichlorofluoromethane	ug/L	ND	1.0	10/16/20 10:15	
Vinyl chloride	ug/L	ND	1.0	10/16/20 10:15	
1,2-Dichloroethane-d4 (S)	%	101	70-130	10/16/20 10:15	
4-Bromofluorobenzene (S)	%	98	70-130	10/16/20 10:15	
Toluene-d8 (S)	%	99	70-130	10/16/20 10:15	

LABORATORY CONTROL SAMPLE: 3037503

Parameter	Units	Spike Conc.	LCS Result	LCS % Rec	% Rec Limits	Qualifiers
1,1,1,2-Tetrachloroethane	ug/L	50	52.6	105	60-140	
1,1,1-Trichloroethane	ug/L	50	55.3	111	60-140	
1,1,2,2-Tetrachloroethane	ug/L	50	50.4	101	60-140	
1,1,2-Trichloroethane	ug/L	50	52.3	105	60-140	
1,1-Dichloroethane	ug/L	50	53.9	108	60-140	
1,1-Dichloroethene	ug/L	50	55.3	111	60-140	
1,1-Dichloropropene	ug/L	50	54.4	109	60-140	
1,2,3-Trichlorobenzene	ug/L	50	53.1	106	60-140	
1,2,3-Trichloropropane	ug/L	50	51.2	102	60-140	
1,2,4-Trichlorobenzene	ug/L	50	55.7	111	60-140	
1,2,4-Trimethylbenzene	ug/L	50	51.7	103	60-140	
1,2-Dibromo-3-chloropropane	ug/L	50	54.7	109	60-140	
1,2-Dibromoethane (EDB)	ug/L	50	53.6	107	60-140	
1,2-Dichlorobenzene	ug/L	50	51.6	103	60-140	
1,2-Dichloroethane	ug/L	50	47.7	95	60-140	
1,2-Dichloropropane	ug/L	50	53.7	107	60-140	
1,3,5-Trimethylbenzene	ug/L	50	51.6	103	60-140	

Results presented on this page are in the units indicated by the "Units" column except where an alternate unit is presented to the right of the result.

REPORT OF LABORATORY ANALYSIS

This report shall not be reproduced, except in full,
without the written consent of Pace Analytical Services, LLC.

Pace Analytical Services, LLC
9800 Kincey Ave. Suite 100
Huntersville, NC 28078
(704)875-9092

QUALITY CONTROL DATA

Project: 2020-LI-2448 Incident
Pace Project No.: 92500726

LABORATORY CONTROL SAMPLE: 3037503

Parameter	Units	Spike Conc.	LCS Result	LCS % Rec	% Rec Limits	Qualifiers
1,3-Dichlorobenzene	ug/L	50	52.2	104	60-140	
1,3-Dichloropropane	ug/L	50	53.0	106	60-140	
1,4-Dichlorobenzene	ug/L	50	51.5	103	60-140	
2,2-Dichloropropane	ug/L	50	55.3	111	60-140	
2-Chlorotoluene	ug/L	50	52.2	104	60-140	
4-Chlorotoluene	ug/L	50	51.4	103	60-140	
Benzene	ug/L	50	52.9	106	60-140	
Bromobenzene	ug/L	50	49.9	100	60-140	
Bromochloromethane	ug/L	50	53.3	107	60-140	
Bromodichloromethane	ug/L	50	52.4	105	60-140	
Bromoform	ug/L	50	50.7	101	60-140	
Bromomethane	ug/L	50	52.1	104	60-140	
Carbon tetrachloride	ug/L	50	53.1	106	60-140	
Chlorobenzene	ug/L	50	52.1	104	60-140	
Chloroethane	ug/L	50	42.7	85	60-140	
Chloroform	ug/L	50	53.0	106	60-140	
Chloromethane	ug/L	50	45.9	92	60-140	
cis-1,2-Dichloroethene	ug/L	50	52.5	105	60-140	
cis-1,3-Dichloropropene	ug/L	50	55.1	110	60-140	
Dibromochloromethane	ug/L	50	55.2	110	60-140	
Dibromomethane	ug/L	50	55.1	110	60-140	
Dichlorodifluoromethane	ug/L	50	48.6	97	60-140	
Diisopropyl ether	ug/L	50	51.5	103	60-140	
Ethylbenzene	ug/L	50	51.0	102	60-140	
Hexachloro-1,3-butadiene	ug/L	50	52.8	106	60-140	
Isopropylbenzene (Cumene)	ug/L	50	53.3	107	60-140	
m&p-Xylene	ug/L	100	104	104	60-140	
Methyl-tert-butyl ether	ug/L	50	52.5	105	60-140	
Methylene Chloride	ug/L	50	51.0	102	60-140	
n-Butylbenzene	ug/L	50	55.3	111	60-140	
n-Propylbenzene	ug/L	50	51.8	104	60-140	
Naphthalene	ug/L	50	55.0	110	60-140	
o-Xylene	ug/L	50	52.9	106	60-140	
sec-Butylbenzene	ug/L	50	52.1	104	60-140	
Styrene	ug/L	50	53.5	107	60-140	
tert-Butylbenzene	ug/L	50	44.3	89	60-140	
Tetrachloroethene	ug/L	50	51.2	102	60-140	
Toluene	ug/L	50	52.6	105	60-140	
trans-1,2-Dichloroethene	ug/L	50	54.2	108	60-140	
trans-1,3-Dichloropropene	ug/L	50	54.9	110	60-140	
Trichloroethene	ug/L	50	54.1	108	60-140	
Trichlorofluoromethane	ug/L	50	46.0	92	60-140	
Vinyl chloride	ug/L	50	48.6	97	60-140	
1,2-Dichloroethane-d4 (S)	%			98	70-130	
4-Bromofluorobenzene (S)	%			101	70-130	
Toluene-d8 (S)	%			100	70-130	

Results presented on this page are in the units indicated by the "Units" column except where an alternate unit is presented to the right of the result.

REPORT OF LABORATORY ANALYSIS

This report shall not be reproduced, except in full,
without the written consent of Pace Analytical Services, LLC.

Pace Analytical Services, LLC
9800 Kincey Ave. Suite 100
Huntersville, NC 28078
(704)875-9092

QUALITY CONTROL DATA

Project: 2020-LI-2448 Incident
Pace Project No.: 92500726

MATRIX SPIKE & MATRIX SPIKE DUPLICATE: 3037504 3037505

Parameter	Units	92499844011 Result	MS Spike Conc.	MSD Spike Conc.	MS Result	MSD Result	MS % Rec	MSD % Rec	% Rec Limits	RPD	Qual
1,1,1,2-Tetrachloroethane	ug/L	ND	200	200	204	207	102	104	60-140	1	
1,1,1-Trichloroethane	ug/L	ND	200	200	218	215	109	107	60-140	2	
1,1,2,2-Tetrachloroethane	ug/L	ND	200	200	193	202	96	101	60-140	5	
1,1,2-Trichloroethane	ug/L	ND	200	200	191	211	96	105	60-140	10	
1,1-Dichloroethane	ug/L	ND	200	200	205	205	102	102	60-140	0	
1,1-Dichloroethene	ug/L	ND	200	200	210	210	105	105	60-140	0	
1,1-Dichloropropene	ug/L	ND	200	200	234	237	117	119	60-140	2	
1,2,3-Trichlorobenzene	ug/L	ND	200	200	198	199	99	100	60-140	1	
1,2,3-Trichloropropane	ug/L	ND	200	200	196	198	98	99	60-140	1	
1,2,4-Trichlorobenzene	ug/L	ND	200	200	198	211	99	106	60-140	7	
1,2,4-Trimethylbenzene	ug/L	1010	200	200	1230	1270	110	131	60-140	3	
1,2-Dibromo-3-chloropropane	ug/L	ND	200	200	196	209	98	104	60-140	6	
1,2-Dibromoethane (EDB)	ug/L	ND	200	200	198	204	99	102	60-140	3	
1,2-Dichlorobenzene	ug/L	ND	200	200	183	198	91	99	60-140	8	
1,2-Dichloroethane	ug/L	7.3	200	200	178	182	85	87	60-140	2	
1,2-Dichloropropane	ug/L	ND	200	200	219	224	109	112	60-140	2	
1,3,5-Trimethylbenzene	ug/L	ND	200	200	519	542	260	271	60-140	4	M1
1,3-Dichlorobenzene	ug/L	ND	200	200	182	197	91	99	60-140	8	
1,3-Dichloropropane	ug/L	ND	200	200	208	218	104	109	60-140	5	
1,4-Dichlorobenzene	ug/L	ND	200	200	190	198	95	99	60-140	4	
2,2-Dichloropropane	ug/L	ND	200	200	242	236	121	118	60-140	3	
2-Chlorotoluene	ug/L	ND	200	200	208	217	104	109	60-140	4	
4-Chlorotoluene	ug/L	ND	200	200	197	209	99	105	60-140	6	
Benzene	ug/L	110	200	200	324	330	107	110	60-140	2	
Bromobenzene	ug/L	ND	200	200	196	201	98	101	60-140	3	
Bromochloromethane	ug/L	ND	200	200	194	200	97	100	60-140	3	
Bromodichloromethane	ug/L	ND	200	200	185	188	92	94	60-140	2	
Bromoform	ug/L	ND	200	200	163	162	82	81	60-140	1	
Bromomethane	ug/L	ND	200	200	229	233	115	116	60-140	1	
Carbon tetrachloride	ug/L	ND	200	200	217	216	109	108	60-140	1	
Chlorobenzene	ug/L	ND	200	200	206	206	103	103	60-140	0	
Chloroethane	ug/L	ND	200	200	209	201	105	100	60-140	4	
Chloroform	ug/L	ND	200	200	203	207	101	104	60-140	2	
Chloromethane	ug/L	ND	200	200	167	173	83	87	60-140	4	
cis-1,2-Dichloroethene	ug/L	ND	200	200	198	193	99	97	60-140	2	
cis-1,3-Dichloropropene	ug/L	ND	200	200	213	221	106	110	60-140	4	
Dibromochloromethane	ug/L	ND	200	200	209	213	104	106	60-140	2	
Dibromomethane	ug/L	ND	200	200	197	211	98	106	60-140	7	
Dichlorodifluoromethane	ug/L	ND	200	200	160	161	80	80	60-140	0	
Diisopropyl ether	ug/L	ND	200	200	176	177	88	88	60-140	0	
Ethylbenzene	ug/L	641	200	200	854	871	107	115	60-140	2	
Hexachloro-1,3-butadiene	ug/L	ND	200	200	233	239	116	120	60-140	3	
Isopropylbenzene (Cumene)	ug/L	39.7	200	200	238	245	99	103	60-140	3	
m&p-Xylene	ug/L	2510	400	400	3090	3120	144	152	60-140	1	M1
Methyl-tert-butyl ether	ug/L	340	200	200	532	532	96	96	60-140	0	
Methylene Chloride	ug/L	ND	200	200	168	162	84	81	60-140	4	

Results presented on this page are in the units indicated by the "Units" column except where an alternate unit is presented to the right of the result.

REPORT OF LABORATORY ANALYSIS

This report shall not be reproduced, except in full,
without the written consent of Pace Analytical Services, LLC.

Pace Analytical Services, LLC
9800 Kincey Ave. Suite 100
Huntersville, NC 28078
(704)875-9092

QUALITY CONTROL DATA

Project: 2020-LI-2448 Incident
Pace Project No.: 92500726

MATRIX SPIKE & MATRIX SPIKE DUPLICATE: 3037504 3037505

Parameter	Units	92499844011 Result	MS Spike Conc.	MSD Spike Conc.	MS Result	MSD Result	MS % Rec	MSD % Rec	% Rec Limits	RPD	Qual
n-Butylbenzene	ug/L	ND	200	200	246	251	123	125	60-140	2	
n-Propylbenzene	ug/L	ND	200	200	299	302	150	151	60-140	1	M1
Naphthalene	ug/L	279	200	200	466	488	94	105	60-140	5	
o-Xylene	ug/L	1160	200	200	1360	1400	103	122	60-140	3	
sec-Butylbenzene	ug/L	ND	200	200	208	213	104	107	60-140	3	
Styrene	ug/L	ND	200	200	206	208	103	104	60-140	1	
tert-Butylbenzene	ug/L	ND	200	200	177	178	89	89	60-140	0	
Tetrachloroethene	ug/L	ND	200	200	199	210	100	105	60-140	5	
Toluene	ug/L	506	200	200	692	706	93	100	60-140	2	
trans-1,2-Dichloroethene	ug/L	ND	200	200	210	205	105	102	60-140	2	
trans-1,3-Dichloropropene	ug/L	ND	200	200	210	204	105	102	60-140	3	
Trichloroethene	ug/L	ND	200	200	215	215	107	108	60-140	0	
Trichlorofluoromethane	ug/L	ND	200	200	193	191	97	95	60-140	1	
Vinyl chloride	ug/L	ND	200	200	181	182	90	91	60-140	0	
1,2-Dichloroethane-d4 (S)	%						92	90	70-130		
4-Bromofluorobenzene (S)	%						101	100	70-130		
Toluene-d8 (S)	%						98	97	70-130		

Results presented on this page are in the units indicated by the "Units" column except where an alternate unit is presented to the right of the result.

REPORT OF LABORATORY ANALYSIS

This report shall not be reproduced, except in full,
without the written consent of Pace Analytical Services, LLC.

Pace Analytical Services, LLC
9800 Kincey Ave. Suite 100
Huntersville, NC 28078
(704)875-9092

QUALIFIERS

Project: 2020-LI-2448 Incident
Pace Project No.: 92500726

DEFINITIONS

DF - Dilution Factor, if reported, represents the factor applied to the reported data due to dilution of the sample aliquot.

ND - Not Detected at or above adjusted reporting limit.

TNTC - Too Numerous To Count

J - Estimated concentration above the adjusted method detection limit and below the adjusted reporting limit.

MDL - Adjusted Method Detection Limit.

PQL - Practical Quantitation Limit.

RL - Reporting Limit - The lowest concentration value that meets project requirements for quantitative data with known precision and bias for a specific analyte in a specific matrix.

S - Surrogate

1,2-Diphenylhydrazine decomposes to and cannot be separated from Azobenzene using Method 8270. The result for each analyte is a combined concentration.

Consistent with EPA guidelines, unrounded data are displayed and have been used to calculate % recovery and RPD values.

LCS(D) - Laboratory Control Sample (Duplicate)

MS(D) - Matrix Spike (Duplicate)

DUP - Sample Duplicate

RPD - Relative Percent Difference

NC - Not Calculable.

SG - Silica Gel - Clean-Up

U - Indicates the compound was analyzed for, but not detected.

Acid preservation may not be appropriate for 2 Chloroethylvinyl ether.

A separate vial preserved to a pH of 4-5 is recommended in SW846 Chapter 4 for the analysis of Acrolein and Acrylonitrile by EPA Method 8260.

N-Nitrosodiphenylamine decomposes and cannot be separated from Diphenylamine using Method 8270. The result reported for each analyte is a combined concentration.

Pace Analytical is TNI accredited. Contact your Pace PM for the current list of accredited analytes.

TNI - The NELAC Institute.

ANALYTE QUALIFIERS

M1 Matrix spike recovery exceeded QC limits. Batch accepted based on laboratory control sample (LCS) recovery.

This report shall not be reproduced, except in full,
without the written consent of Pace Analytical Services, LLC.

Pace Analytical Services, LLC
9800 Kincey Ave. Suite 100
Huntersville, NC 28078
(704)875-9092

QUALITY CONTROL DATA CROSS REFERENCE TABLE

Project: 2020-LI-2448 Incident
Pace Project No.: 92500726

Lab ID	Sample ID	QC Batch Method	QC Batch	Analytical Method	Analytical Batch
92500726001	**13945_AC_RD_20201015**	MADEPV	1561311	MADEP VPH	1561311
92500726001	**13945_AC_RD_20201015**	EPA 3010A	573658	EPA 6010D	573678
92500726001	**13945_AC_RD_20201015**	SM 6200B	573734		

This report shall not be reproduced, except in full,
without the written consent of Pace Analytical Services, LLC.

CHAIN-OF-CUSTODY Analytical Request Document

Pace Analytical

Chain-of-Custody is a LEGAL DOCUMENT - Complete all relevent fields

LAB US — Number or

WO# : 92500726

92500726

Company: Apex Companies

Billing Information:

Address:

Report To: Andrew Street

Email To: Andrew.Street@apexcos.com

Copy To:

Site Collection Info/Address: 13945 Asbury Chapel Rd

Customer Project Name/Number: 2020-CI-2448 Incident

State: NC County/City: Huntersville Time Zone Collected: [ ] PT [ ] MT [ ] CT [ ] ET

Phone:
Email:

Site/Facility ID #:

Compliance Monitoring? [ ] Yes [ ] No

Collected By (print): Naomi Fretz

Purchase Order #:
Quote #:

DW PWS ID #:
DW Location Code:

Collected By (signature): Naomi Fretz

Turnaround Date Required: ASAP

Immediately Packed on Ice: [ ] Yes [ ] No

Sample Disposal: [ ] Dispose as appropriate [ ] Return [ ] Archive: _____ [ ] Hold: _____

Rush: [ ] Same Day [ ] Next Day [ ] 2 Day [ ] 3 Day [ ] 4 Day [ ] 5 Day (Expedite Charges Apply)

Field Filtered (if applicable) [ ] Yes [ ] No

Analysis: _____

* Matrix Codes (Insert in Matrix box below): Drinking Water (DW), Ground Water (GW), Wastewater (WW), Product (P), Soil/Solid (SL), Oil (OL), Wipe (WP), Air (AR), Tissue (TS), Bioassay (B), Vapor (V), Other (OT)

** Preservative Types: (1) nitric acid, (2) sulfuric acid, (3) hydrochloric acid, (4) sodium hydroxide, (5) zinc acetate, (6) methanol, (7) sodium bisulfate, (8) sodium thiosulfate, (9) hexane, (A) ascorbic acid, (B) ammonium sulfate, (C) ammonium hydroxide, (D) TSP, (U) Unpreserved, (O) Other _____

Customer Sample ID	Matrix *	Comp / Grab	Collected (or Composite Start) Date	Collected (or Composite Start) Time	Composite End Date	Composite End Time	Res Cl	# of Ctns	Analyses: VOCs 62008	Analyses: MADEP VPH	Analyses: Lead	Lab Sample # / Comments
13945_AC_RD_20201015	DW	G	10/15/20	1250				8	X	X	X	92500726 001

Lab Profile/Line:

Lab Sample Receipt Checklist:

Custody Seals Present/Intact	Y N NA
Custody Signatures Present	Y N NA
Collector Signature Present	Y N NA
Bottles Intact	Y N NA
Correct Bottles	Y N NA
Sufficient Volume	Y N NA
Samples Received on Ice	Y N NA
VOA - Headspace Acceptable	Y N NA
USDA Regulated Soils	Y N NA
Samples in Holding Time	Y N NA
Residual Chlorine Present	Y N NA
Cl Strips: _____	
Sample pH Acceptable	Y N NA
pH Strips: _____	
Sulfide Present	Y N NA
Lead Acetate Strips: _____	

LAB USE ONLY:

Customer Remarks / Special Conditions / Possible Hazards:

Type of Ice Used: Wet Blue Dry None

Packing Material Used:

Radchem sample(s) screened (<500 cpm): Y N NA

SHORT HOLDS PRESENT (<72 hours): Y N N/A

Lab Tracking #: 2515115

Samples received via: FEDEX UPS Client Courier Pace Courier

Lab Sample Temperature Info:

Temp Blank Received: Y N NA

Therm ID#: 327061

Cooler 1 Temp Upon Receipt: 3.7 oC

Cooler 1 Therm Corr. Factor: 0 oC

Cooler 1 Corrected Temp: 3.7 oC

Comments:

Relinquished by/Company: (Signature)	Date/Time:	Received by/Company: (Signature)	Date/Time:
Naomi Fretz / Apex	10/15/20 1640	Erick Gleason/Pace MVL	10/15/20 1640
Relinquished by/Company: (Signature)	Date/Time:	Received by/Company: (Signature)	Date/Time:
Relinquished by/Company: (Signature)	Date/Time:	Received by/Company: (Signature)	Date/Time:

MTJL LAB USE ONLY

Table #:
Acctnum:
Template:
Prelogin:
PM:
PB:

Trip Blank Received: Y N NA

HCL MeOH TSP Other

Non Conformance(s): YES / NO

Page: _____ of: _____

Pace Analytical Services, LLC
9800 Kincey Ave. Suite 100
Huntersville, NC 28078
(704)875-9092

October 19, 2020

Andrew Street
Apex Companies - NC
5900 Northwoods Business Pkwy
Suite 5900-0
Charlotte, NC 28269

RE: Project: 2020-LI-2448 Incident
Pace Project No.: 92500727

Dear Andrew Street:

Enclosed are the analytical results for sample(s) received by the laboratory on October 15, 2020. The results relate only to the samples included in this report. Results reported herein conform to the applicable TNI/NELAC Standards and the laboratory's Quality Manual, where applicable, unless otherwise noted in the body of the report.

The test results provided in this final report were generated by each of the following laboratories within the Pace Network:

- Pace National - Mt. Juliet
- Pace Analytical Services - Asheville
- Pace Analytical Services - Charlotte

If you have any questions concerning this report, please feel free to contact me.

Sincerely,

Angela M. Baioni

Angela Baioni
angela.baioni@pacelabs.com
(704)875-9092
Project Manager

Enclosures

cc: J Culbreath, Colonial Pipeline Company
Robert Hughes, Colonial Pipeline
Margaret King, APEX Companies, LLC
Emily Little, Apex Companies
Jeff Morrison, Colonial Pipeline Company
Tom Naumann, APEX Companies - NC
Joe Nicolette, Montrose-EPS
Christopher Schultz, Apex Companies
Alex Testoff, Montrose-EPS
Michael Verdon, Colonial Pipeline Company
JM Wyatt, Colonial Pipeline Company

This report shall not be reproduced, except in full,
without the written consent of Pace Analytical Services, LLC.

Pace Analytical Services, LLC
9800 Kincey Ave. Suite 100
Huntersville, NC 28078
(704)875-9092

CERTIFICATIONS

Project: 2020-LI-2448 Incident
Pace Project No.: 92500727

Pace Analytical Services National

12065 Lebanon Road, Mt. Juliet, TN 37122
Alabama Certification #: 40660
Alaska Certification 17-026
Arizona Certification #: AZ0612
Arkansas Certification #: 88-0469
California Certification #: 2932
Canada Certification #: 1461.01
Colorado Certification #: TN00003
Connecticut Certification #: PH-0197
DOD Certification: #1461.01
EPA# TN00003
Florida Certification #: E87487
Georgia DW Certification #: 923
Georgia Certification: NELAP
Idaho Certification #: TN00003
Illinois Certification #: 200008
Indiana Certification #: C-TN-01
Iowa Certification #: 364
Kansas Certification #: E-10277
Kentucky UST Certification #: 16
Kentucky Certification #: 90010
Louisiana Certification #: AI30792
Louisiana DW Certification #: LA180010
Maine Certification #: TN0002
Maryland Certification #: 324
Massachusetts Certification #: M-TN003
Michigan Certification #: 9958
Minnesota Certification #: 047-999-395
Mississippi Certification #: TN00003
Missouri Certification #: 340
Montana Certification #: CERT0086
Nebraska Certification #: NE-OS-15-05
Nevada Certification #: TN-03-2002-34
New Hampshire Certification #: 2975
New Jersey Certification #: TN002
New Mexico DW Certification
New York Certification #: 11742
North Carolina Aquatic Toxicity Certification #: 41
North Carolina Drinking Water Certification #: 21704
North Carolina Environmental Certificate #: 375
North Dakota Certification #: R-140
Ohio VAP Certification #: CL0069
Oklahoma Certification #: 9915
Oregon Certification #: TN200002
Pennsylvania Certification #: 68-02979
Rhode Island Certification #: LAO00356
South Carolina Certification #: 84004
South Dakota Certification
Tennessee DW/Chem/Micro Certification #: 2006
Texas Mold Certification #: LAB0152
Texas Certification #: T 104704245-17-14
USDA Soil Permit #: P330-15-00234
Utah Certification #: TN00003
Vermont Dept. of Health: ID# VT-2006
Virginia Certification #: VT2006
Virginia Certification #: 460132
Washington Certification #: C847
West Virginia Certification #: 233
Wisconsin Certification #: 998093910
Wyoming UST Certification #: via A2LA 2926.01
A2LA-ISO 17025 Certification #: 1461.01
A2LA-ISO 17025 Certification #: 1461.02
AIHA-LAP/LLC EMLAP Certification #:100789

Pace Analytical Services Charlotte

9800 Kincey Ave. Ste 100, Huntersville, NC 28078
Louisiana/NELAP Certification # LA170028
North Carolina Drinking Water Certification #: 37706
North Carolina Field Services Certification #: 5342
North Carolina Wastewater Certification #: 12
South Carolina Certification #: 99006001
Florida/NELAP Certification #: E87627
Kentucky UST Certification #: 84
Virginia/VELAP Certification #: 460221

Pace Analytical Services Asheville

2225 Riverside Drive, Asheville, NC 28804
Florida/NELAP Certification #: E87648
Massachusetts Certification #: M-NC030
North Carolina Drinking Water Certification #: 37712
North Carolina Wastewater Certification #: 40
South Carolina Certification #: 99030001
Virginia/VELAP Certification #: 460222

REPORT OF LABORATORY ANALYSIS

This report shall not be reproduced, except in full,
without the written consent of Pace Analytical Services, LLC.

Pace Analytical Services, LLC
9800 Kincey Ave. Suite 100
Huntersville, NC 28078
(704)875-9092

SAMPLE ANALYTE COUNT

Project: 2020-LI-2448 Incident
Pace Project No.: 92500727

Lab ID	Sample ID	Method	Analysts	Analytes Reported	Laboratory
92500727001	**14015_AC_RD_20201015**	MADEP VPH	ACG	6	PAN
		EPA 6010D	SH1	1	PASI-A
		SM 6200B	SAS	63	PASI-C

PAN = Pace National - Mt. Juliet
PASI-A = Pace Analytical Services - Asheville
PASI-C = Pace Analytical Services - Charlotte

This report shall not be reproduced, except in full,
without the written consent of Pace Analytical Services, LLC.

Pace Analytical Services, LLC
9800 Kincey Ave. Suite 100
Huntersville, NC 28078
(704)875-9092

ANALYTICAL RESULTS

Project: 2020-LI-2448 Incident
Pace Project No.: 92500727

Sample: 14015_AC_RD_20201015 **Lab ID: 92500727001** Collected: 10/15/20 12:15 Received: 10/15/20 16:40 Matrix: Water

Parameters	Results	Units	Report Limit	DF	Prepared	Analyzed	CAS No.	Qual
MADEPV	Analytical Method: MADEP VPH Preparation Method: MADEPV Pace National - Mt. Juliet							
Aliphatic (C05-C08)	ND	ug/L	100	1	10/18/20 20:34	10/18/20 20:34		
Aliphatic (C09-C12)	ND	ug/L	100	1	10/18/20 20:34	10/18/20 20:34		
Aromatic (C09-C10),Unadjusted	ND	ug/L	100	1	10/18/20 20:34	10/18/20 20:34	TPHC9C10A	
Total VPH	ND	ug/L	100	1	10/18/20 20:34	10/18/20 20:34	VPH	
Surrogates								
2,5-Dibromotoluene (FID)	96.0	%	70.0-130	1	10/18/20 20:34	10/18/20 20:34	615-59-8FID	
2,5-Dibromotoluene (PID)	93.7	%	70.0-130	1	10/18/20 20:34	10/18/20 20:34	615-59-8PID	
6010 MET ICP	Analytical Method: EPA 6010D Preparation Method: EPA 3010A Pace Analytical Services - Asheville							
Lead	ND	ug/L	5.0	1	10/16/20 01:32	10/16/20 17:43	7439-92-1	
6200B MSV	Analytical Method: SM 6200B Pace Analytical Services - Charlotte							
Benzene	ND	ug/L	0.50	1		10/16/20 12:56	71-43-2	
Bromobenzene	ND	ug/L	0.50	1		10/16/20 12:56	108-86-1	
Bromochloromethane	ND	ug/L	0.50	1		10/16/20 12:56	74-97-5	
Bromodichloromethane	ND	ug/L	0.50	1		10/16/20 12:56	75-27-4	
Bromoform	ND	ug/L	0.50	1		10/16/20 12:56	75-25-2	
Bromomethane	ND	ug/L	5.0	1		10/16/20 12:56	74-83-9	
n-Butylbenzene	ND	ug/L	0.50	1		10/16/20 12:56	104-51-8	
sec-Butylbenzene	ND	ug/L	0.50	1		10/16/20 12:56	135-98-8	
tert-Butylbenzene	ND	ug/L	0.50	1		10/16/20 12:56	98-06-6	
Carbon tetrachloride	ND	ug/L	0.50	1		10/16/20 12:56	56-23-5	
Chlorobenzene	ND	ug/L	0.50	1		10/16/20 12:56	108-90-7	
Chloroethane	ND	ug/L	1.0	1		10/16/20 12:56	75-00-3	
Chloroform	ND	ug/L	0.50	1		10/16/20 12:56	67-66-3	
Chloromethane	ND	ug/L	1.0	1		10/16/20 12:56	74-87-3	
2-Chlorotoluene	ND	ug/L	0.50	1		10/16/20 12:56	95-49-8	
4-Chlorotoluene	ND	ug/L	0.50	1		10/16/20 12:56	106-43-4	
1,2-Dibromo-3-chloropropane	ND	ug/L	1.0	1		10/16/20 12:56	96-12-8	
Dibromochloromethane	ND	ug/L	0.50	1		10/16/20 12:56	124-48-1	
1,2-Dibromoethane (EDB)	ND	ug/L	0.50	1		10/16/20 12:56	106-93-4	
Dibromomethane	ND	ug/L	0.50	1		10/16/20 12:56	74-95-3	
1,2-Dichlorobenzene	ND	ug/L	0.50	1		10/16/20 12:56	95-50-1	
1,3-Dichlorobenzene	ND	ug/L	0.50	1		10/16/20 12:56	541-73-1	
1,4-Dichlorobenzene	ND	ug/L	0.50	1		10/16/20 12:56	106-46-7	
Dichlorodifluoromethane	ND	ug/L	0.50	1		10/16/20 12:56	75-71-8	
1,1-Dichloroethane	ND	ug/L	0.50	1		10/16/20 12:56	75-34-3	
1,2-Dichloroethane	ND	ug/L	0.50	1		10/16/20 12:56	107-06-2	
1,1-Dichloroethene	ND	ug/L	0.50	1		10/16/20 12:56	75-35-4	
cis-1,2-Dichloroethene	ND	ug/L	0.50	1		10/16/20 12:56	156-59-2	
trans-1,2-Dichloroethene	ND	ug/L	0.50	1		10/16/20 12:56	156-60-5	
1,2-Dichloropropane	ND	ug/L	0.50	1		10/16/20 12:56	78-87-5	
1,3-Dichloropropane	ND	ug/L	0.50	1		10/16/20 12:56	142-28-9	
2,2-Dichloropropane	ND	ug/L	0.50	1		10/16/20 12:56	594-20-7	

REPORT OF LABORATORY ANALYSIS

This report shall not be reproduced, except in full,
without the written consent of Pace Analytical Services, LLC.

Pace Analytical Services, LLC
9800 Kincey Ave. Suite 100
Huntersville, NC 28078
(704)875-9092

ANALYTICAL RESULTS

Project: 2020-LI-2448 Incident
Pace Project No.: 92500727

Sample: 14015_AC_RD_20201015 **Lab ID: 92500727001** Collected: 10/15/20 12:15 Received: 10/15/20 16:40 Matrix: Water

Parameters	Results	Units	Report Limit	DF	Prepared	Analyzed	CAS No.	Qual
6200B MSV	Analytical Method: SM 6200B Pace Analytical Services - Charlotte							
1,1-Dichloropropene	ND	ug/L	0.50	1		10/16/20 12:56	563-58-6	
cis-1,3-Dichloropropene	ND	ug/L	0.50	1		10/16/20 12:56	10061-01-5	
trans-1,3-Dichloropropene	ND	ug/L	0.50	1		10/16/20 12:56	10061-02-6	
Diisopropyl ether	ND	ug/L	0.50	1		10/16/20 12:56	108-20-3	
Ethylbenzene	ND	ug/L	0.50	1		10/16/20 12:56	100-41-4	
Hexachloro-1,3-butadiene	ND	ug/L	2.0	1		10/16/20 12:56	87-68-3	
Isopropylbenzene (Cumene)	ND	ug/L	0.50	1		10/16/20 12:56	98-82-8	
Methylene Chloride	ND	ug/L	2.0	1		10/16/20 12:56	75-09-2	
Methyl-tert-butyl ether	ND	ug/L	0.50	1		10/16/20 12:56	1634-04-4	
Naphthalene	ND	ug/L	2.0	1		10/16/20 12:56	91-20-3	
n-Propylbenzene	ND	ug/L	0.50	1		10/16/20 12:56	103-65-1	
Styrene	ND	ug/L	0.50	1		10/16/20 12:56	100-42-5	
1,1,1,2-Tetrachloroethane	ND	ug/L	0.50	1		10/16/20 12:56	630-20-6	
1,1,2,2-Tetrachloroethane	ND	ug/L	0.50	1		10/16/20 12:56	79-34-5	
Tetrachloroethene	ND	ug/L	0.50	1		10/16/20 12:56	127-18-4	
Toluene	ND	ug/L	0.50	1		10/16/20 12:56	108-88-3	
1,2,3-Trichlorobenzene	ND	ug/L	2.0	1		10/16/20 12:56	87-61-6	
1,2,4-Trichlorobenzene	ND	ug/L	2.0	1		10/16/20 12:56	120-82-1	
1,1,1-Trichloroethane	ND	ug/L	0.50	1		10/16/20 12:56	71-55-6	
1,1,2-Trichloroethane	ND	ug/L	0.50	1		10/16/20 12:56	79-00-5	
Trichloroethene	ND	ug/L	0.50	1		10/16/20 12:56	79-01-6	
Trichlorofluoromethane	ND	ug/L	1.0	1		10/16/20 12:56	75-69-4	
1,2,3-Trichloropropane	ND	ug/L	0.50	1		10/16/20 12:56	96-18-4	
1,2,4-Trimethylbenzene	ND	ug/L	0.50	1		10/16/20 12:56	95-63-6	
1,3,5-Trimethylbenzene	ND	ug/L	0.50	1		10/16/20 12:56	108-67-8	
Vinyl chloride	ND	ug/L	1.0	1		10/16/20 12:56	75-01-4	
m&p-Xylene	ND	ug/L	1.0	1		10/16/20 12:56	179601-23-1	
o-Xylene	ND	ug/L	0.50	1		10/16/20 12:56	95-47-6	
Surrogates								
1,2-Dichloroethane-d4 (S)	101	%	70-130	1		10/16/20 12:56	17060-07-0	
4-Bromofluorobenzene (S)	97	%	70-130	1		10/16/20 12:56	460-00-4	
Toluene-d8 (S)	101	%	70-130	1		10/16/20 12:56	2037-26-5	

REPORT OF LABORATORY ANALYSIS

This report shall not be reproduced, except in full,
without the written consent of Pace Analytical Services, LLC.

Pace Analytical Services, LLC
9800 Kincey Ave. Suite 100
Huntersville, NC 28078
(704)875-9092

QUALITY CONTROL DATA

Project: 2020-LI-2448 Incident
Pace Project No.: 92500727

QC Batch: 1561311
QC Batch Method: MADEPV
Analysis Method: MADEP VPH
Analysis Description: MADEPV
Laboratory: Pace National - Mt. Juliet

Associated Lab Samples: 92500727001

METHOD BLANK: R3582896-2 Matrix: Water
Associated Lab Samples: 92500727001

Parameter	Units	Blank Result	Reporting Limit	Analyzed	Qualifiers
Aliphatic (C05-C08)	ug/L	ND	100	10/18/20 14:37	
Aliphatic (C09-C12)	ug/L	ND	100	10/18/20 14:37	
Aromatic (C09-C10),Unadjusted	ug/L	ND	100	10/18/20 14:37	
Total VPH	ug/L	ND	100	10/18/20 14:37	
2,5-Dibromotoluene (FID)	%	105	70.0-130	10/18/20 14:37	
2,5-Dibromotoluene (PID)	%	105	70.0-130	10/18/20 14:37	

LABORATORY CONTROL SAMPLE & LCSD: R3582896-1 R3582896-3

Parameter	Units	Spike Conc.	LCS Result	LCSD Result	LCS % Rec	LCSD % Rec	% Rec Limits	RPD	Max RPD	Qualifiers
Aliphatic (C05-C08)	ug/L	1200	909	968	75.7	80.7	70.0-130	6.29	25	
Aliphatic (C09-C12)	ug/L	1400	1270	1220	90.7	87.1	70.0-130	4.02	25	
Aromatic (C09-C10),Unadjusted	ug/L	200	206	188	103	94.0	70.0-130	9.14	25	
Total VPH	ug/L	2800	2390	2380	85.4	85.0	70.0-130	0.419	25	
2,5-Dibromotoluene (FID)	%				105	102	70.0-130			
2,5-Dibromotoluene (PID)	%				108	102	70.0-130			

Results presented on this page are in the units indicated by the "Units" column except where an alternate unit is presented to the right of the result.

REPORT OF LABORATORY ANALYSIS

This report shall not be reproduced, except in full,
without the written consent of Pace Analytical Services, LLC.

Pace Analytical Services, LLC
9800 Kincey Ave. Suite 100
Huntersville, NC 28078
(704)875-9092

QUALITY CONTROL DATA

Project: 2020-LI-2448 Incident
Pace Project No.: 92500727

QC Batch: 573658
QC Batch Method: EPA 3010A
Analysis Method: EPA 6010D
Analysis Description: 6010 MET
Laboratory: Pace Analytical Services - Asheville
Associated Lab Samples: 92500727001

METHOD BLANK: 3037353 Matrix: Water
Associated Lab Samples: 92500727001

Parameter	Units	Blank Result	Reporting Limit	Analyzed	Qualifiers
Lead	ug/L	ND	5.0	10/16/20 17:00	

LABORATORY CONTROL SAMPLE: 3037354

Parameter	Units	Spike Conc.	LCS Result	LCS % Rec	% Rec Limits	Qualifiers
Lead	ug/L	500	462	92	80-120	

MATRIX SPIKE & MATRIX SPIKE DUPLICATE: 3037355 3037356

Parameter	Units	92500718001 Result	MS Spike Conc.	MSD Spike Conc.	MS Result	MSD Result	MS % Rec	MSD % Rec	% Rec Limits	RPD	Qual
Lead	ug/L	ND	500	500	483	493	97	99	75-125	2	

Results presented on this page are in the units indicated by the "Units" column except where an alternate unit is presented to the right of the result.

REPORT OF LABORATORY ANALYSIS

This report shall not be reproduced, except in full,
without the written consent of Pace Analytical Services, LLC.

Pace Analytical Services, LLC
9800 Kincey Ave. Suite 100
Huntersville, NC 28078
(704)875-9092

QUALITY CONTROL DATA

Project: 2020-LI-2448 Incident
Pace Project No.: 92500727

QC Batch: 573734
QC Batch Method: SM 6200B
Analysis Method: SM 6200B
Analysis Description: 6200B MSV
Laboratory: Pace Analytical Services - Charlotte

Associated Lab Samples: 92500727001

METHOD BLANK: 3037502 Matrix: Water
Associated Lab Samples: 92500727001

Parameter	Units	Blank Result	Reporting Limit	Analyzed	Qualifiers
1,1,1,2-Tetrachloroethane	ug/L	ND	0.50	10/16/20 10:15	
1,1,1-Trichloroethane	ug/L	ND	0.50	10/16/20 10:15	
1,1,2,2-Tetrachloroethane	ug/L	ND	0.50	10/16/20 10:15	
1,1,2-Trichloroethane	ug/L	ND	0.50	10/16/20 10:15	
1,1-Dichloroethane	ug/L	ND	0.50	10/16/20 10:15	
1,1-Dichloroethene	ug/L	ND	0.50	10/16/20 10:15	
1,1-Dichloropropene	ug/L	ND	0.50	10/16/20 10:15	
1,2,3-Trichlorobenzene	ug/L	ND	2.0	10/16/20 10:15	
1,2,3-Trichloropropane	ug/L	ND	0.50	10/16/20 10:15	
1,2,4-Trichlorobenzene	ug/L	ND	2.0	10/16/20 10:15	
1,2,4-Trimethylbenzene	ug/L	ND	0.50	10/16/20 10:15	
1,2-Dibromo-3-chloropropane	ug/L	ND	1.0	10/16/20 10:15	
1,2-Dibromoethane (EDB)	ug/L	ND	0.50	10/16/20 10:15	
1,2-Dichlorobenzene	ug/L	ND	0.50	10/16/20 10:15	
1,2-Dichloroethane	ug/L	ND	0.50	10/16/20 10:15	
1,2-Dichloropropane	ug/L	ND	0.50	10/16/20 10:15	
1,3,5-Trimethylbenzene	ug/L	ND	0.50	10/16/20 10:15	
1,3-Dichlorobenzene	ug/L	ND	0.50	10/16/20 10:15	
1,3-Dichloropropane	ug/L	ND	0.50	10/16/20 10:15	
1,4-Dichlorobenzene	ug/L	ND	0.50	10/16/20 10:15	
2,2-Dichloropropane	ug/L	ND	0.50	10/16/20 10:15	
2-Chlorotoluene	ug/L	ND	0.50	10/16/20 10:15	
4-Chlorotoluene	ug/L	ND	0.50	10/16/20 10:15	
Benzene	ug/L	ND	0.50	10/16/20 10:15	
Bromobenzene	ug/L	ND	0.50	10/16/20 10:15	
Bromochloromethane	ug/L	ND	0.50	10/16/20 10:15	
Bromodichloromethane	ug/L	ND	0.50	10/16/20 10:15	
Bromoform	ug/L	ND	0.50	10/16/20 10:15	
Bromomethane	ug/L	ND	5.0	10/16/20 10:15	
Carbon tetrachloride	ug/L	ND	0.50	10/16/20 10:15	
Chlorobenzene	ug/L	ND	0.50	10/16/20 10:15	
Chloroethane	ug/L	ND	1.0	10/16/20 10:15	
Chloroform	ug/L	ND	0.50	10/16/20 10:15	
Chloromethane	ug/L	ND	1.0	10/16/20 10:15	
cis-1,2-Dichloroethene	ug/L	ND	0.50	10/16/20 10:15	
cis-1,3-Dichloropropene	ug/L	ND	0.50	10/16/20 10:15	
Dibromochloromethane	ug/L	ND	0.50	10/16/20 10:15	
Dibromomethane	ug/L	ND	0.50	10/16/20 10:15	
Dichlorodifluoromethane	ug/L	ND	0.50	10/16/20 10:15	
Diisopropyl ether	ug/L	ND	0.50	10/16/20 10:15	

Results presented on this page are in the units indicated by the "Units" column except where an alternate unit is presented to the right of the result.

REPORT OF LABORATORY ANALYSIS

This report shall not be reproduced, except in full,
without the written consent of Pace Analytical Services, LLC.

Pace Analytical Services, LLC
9800 Kincey Ave. Suite 100
Huntersville, NC 28078
(704)875-9092

QUALITY CONTROL DATA

Project: 2020-LI-2448 Incident
Pace Project No.: 92500727

METHOD BLANK: 3037502 Matrix: Water
Associated Lab Samples: 92500727001

Parameter	Units	Blank Result	Reporting Limit	Analyzed	Qualifiers
Ethylbenzene	ug/L	ND	0.50	10/16/20 10:15	
Hexachloro-1,3-butadiene	ug/L	ND	2.0	10/16/20 10:15	
Isopropylbenzene (Cumene)	ug/L	ND	0.50	10/16/20 10:15	
m&p-Xylene	ug/L	ND	1.0	10/16/20 10:15	
Methyl-tert-butyl ether	ug/L	ND	0.50	10/16/20 10:15	
Methylene Chloride	ug/L	ND	2.0	10/16/20 10:15	
n-Butylbenzene	ug/L	ND	0.50	10/16/20 10:15	
n-Propylbenzene	ug/L	ND	0.50	10/16/20 10:15	
Naphthalene	ug/L	ND	2.0	10/16/20 10:15	
o-Xylene	ug/L	ND	0.50	10/16/20 10:15	
sec-Butylbenzene	ug/L	ND	0.50	10/16/20 10:15	
Styrene	ug/L	ND	0.50	10/16/20 10:15	
tert-Butylbenzene	ug/L	ND	0.50	10/16/20 10:15	
Tetrachloroethene	ug/L	ND	0.50	10/16/20 10:15	
Toluene	ug/L	ND	0.50	10/16/20 10:15	
trans-1,2-Dichloroethene	ug/L	ND	0.50	10/16/20 10:15	
trans-1,3-Dichloropropene	ug/L	ND	0.50	10/16/20 10:15	
Trichloroethene	ug/L	ND	0.50	10/16/20 10:15	
Trichlorofluoromethane	ug/L	ND	1.0	10/16/20 10:15	
Vinyl chloride	ug/L	ND	1.0	10/16/20 10:15	
1,2-Dichloroethane-d4 (S)	%	101	70-130	10/16/20 10:15	
4-Bromofluorobenzene (S)	%	98	70-130	10/16/20 10:15	
Toluene-d8 (S)	%	99	70-130	10/16/20 10:15	

LABORATORY CONTROL SAMPLE: 3037503

Parameter	Units	Spike Conc.	LCS Result	LCS % Rec	% Rec Limits	Qualifiers
1,1,1,2-Tetrachloroethane	ug/L	50	52.6	105	60-140	
1,1,1-Trichloroethane	ug/L	50	55.3	111	60-140	
1,1,2,2-Tetrachloroethane	ug/L	50	50.4	101	60-140	
1,1,2-Trichloroethane	ug/L	50	52.3	105	60-140	
1,1-Dichloroethane	ug/L	50	53.9	108	60-140	
1,1-Dichloroethene	ug/L	50	55.3	111	60-140	
1,1-Dichloropropene	ug/L	50	54.4	109	60-140	
1,2,3-Trichlorobenzene	ug/L	50	53.1	106	60-140	
1,2,3-Trichloropropane	ug/L	50	51.2	102	60-140	
1,2,4-Trichlorobenzene	ug/L	50	55.7	111	60-140	
1,2,4-Trimethylbenzene	ug/L	50	51.7	103	60-140	
1,2-Dibromo-3-chloropropane	ug/L	50	54.7	109	60-140	
1,2-Dibromoethane (EDB)	ug/L	50	53.6	107	60-140	
1,2-Dichlorobenzene	ug/L	50	51.6	103	60-140	
1,2-Dichloroethane	ug/L	50	47.7	95	60-140	
1,2-Dichloropropane	ug/L	50	53.7	107	60-140	
1,3,5-Trimethylbenzene	ug/L	50	51.6	103	60-140	

Results presented on this page are in the units indicated by the "Units" column except where an alternate unit is presented to the right of the result.

REPORT OF LABORATORY ANALYSIS

This report shall not be reproduced, except in full,
without the written consent of Pace Analytical Services, LLC.

Pace Analytical Services, LLC
9800 Kincey Ave. Suite 100
Huntersville, NC 28078
(704)875-9092

QUALITY CONTROL DATA

Project: 2020-LI-2448 Incident
Pace Project No.: 92500727

LABORATORY CONTROL SAMPLE: 3037503

Parameter	Units	Spike Conc.	LCS Result	LCS % Rec	% Rec Limits	Qualifiers
1,3-Dichlorobenzene	ug/L	50	52.2	104	60-140	
1,3-Dichloropropane	ug/L	50	53.0	106	60-140	
1,4-Dichlorobenzene	ug/L	50	51.5	103	60-140	
2,2-Dichloropropane	ug/L	50	55.3	111	60-140	
2-Chlorotoluene	ug/L	50	52.2	104	60-140	
4-Chlorotoluene	ug/L	50	51.4	103	60-140	
Benzene	ug/L	50	52.9	106	60-140	
Bromobenzene	ug/L	50	49.9	100	60-140	
Bromochloromethane	ug/L	50	53.3	107	60-140	
Bromodichloromethane	ug/L	50	52.4	105	60-140	
Bromoform	ug/L	50	50.7	101	60-140	
Bromomethane	ug/L	50	52.1	104	60-140	
Carbon tetrachloride	ug/L	50	53.1	106	60-140	
Chlorobenzene	ug/L	50	52.1	104	60-140	
Chloroethane	ug/L	50	42.7	85	60-140	
Chloroform	ug/L	50	53.0	106	60-140	
Chloromethane	ug/L	50	45.9	92	60-140	
cis-1,2-Dichloroethene	ug/L	50	52.5	105	60-140	
cis-1,3-Dichloropropene	ug/L	50	55.1	110	60-140	
Dibromochloromethane	ug/L	50	55.2	110	60-140	
Dibromomethane	ug/L	50	55.1	110	60-140	
Dichlorodifluoromethane	ug/L	50	48.6	97	60-140	
Diisopropyl ether	ug/L	50	51.5	103	60-140	
Ethylbenzene	ug/L	50	51.0	102	60-140	
Hexachloro-1,3-butadiene	ug/L	50	52.8	106	60-140	
Isopropylbenzene (Cumene)	ug/L	50	53.3	107	60-140	
m&p-Xylene	ug/L	100	104	104	60-140	
Methyl-tert-butyl ether	ug/L	50	52.5	105	60-140	
Methylene Chloride	ug/L	50	51.0	102	60-140	
n-Butylbenzene	ug/L	50	55.3	111	60-140	
n-Propylbenzene	ug/L	50	51.8	104	60-140	
Naphthalene	ug/L	50	55.0	110	60-140	
o-Xylene	ug/L	50	52.9	106	60-140	
sec-Butylbenzene	ug/L	50	52.1	104	60-140	
Styrene	ug/L	50	53.5	107	60-140	
tert-Butylbenzene	ug/L	50	44.3	89	60-140	
Tetrachloroethene	ug/L	50	51.2	102	60-140	
Toluene	ug/L	50	52.6	105	60-140	
trans-1,2-Dichloroethene	ug/L	50	54.2	108	60-140	
trans-1,3-Dichloropropene	ug/L	50	54.9	110	60-140	
Trichloroethene	ug/L	50	54.1	108	60-140	
Trichlorofluoromethane	ug/L	50	46.0	92	60-140	
Vinyl chloride	ug/L	50	48.6	97	60-140	
1,2-Dichloroethane-d4 (S)	%			98	70-130	
4-Bromofluorobenzene (S)	%			101	70-130	
Toluene-d8 (S)	%			100	70-130	

Results presented on this page are in the units indicated by the "Units" column except where an alternate unit is presented to the right of the result.

REPORT OF LABORATORY ANALYSIS

This report shall not be reproduced, except in full,
without the written consent of Pace Analytical Services, LLC.

Pace Analytical Services, LLC
9800 Kincey Ave. Suite 100
Huntersville, NC 28078
(704)875-9092

QUALITY CONTROL DATA

Project: 2020-LI-2448 Incident
Pace Project No.: 92500727

MATRIX SPIKE & MATRIX SPIKE DUPLICATE: 3037504 3037505

Parameter	Units	92499844011 Result	MS Spike Conc.	MSD Spike Conc.	MS Result	MSD Result	MS % Rec	MSD % Rec	% Rec Limits	RPD	Qual
1,1,1,2-Tetrachloroethane	ug/L	ND	200	200	204	207	102	104	60-140	1	
1,1,1-Trichloroethane	ug/L	ND	200	200	218	215	109	107	60-140	2	
1,1,2,2-Tetrachloroethane	ug/L	ND	200	200	193	202	96	101	60-140	5	
1,1,2-Trichloroethane	ug/L	ND	200	200	191	211	96	105	60-140	10	
1,1-Dichloroethane	ug/L	ND	200	200	205	205	102	102	60-140	0	
1,1-Dichloroethene	ug/L	ND	200	200	210	210	105	105	60-140	0	
1,1-Dichloropropene	ug/L	ND	200	200	234	237	117	119	60-140	2	
1,2,3-Trichlorobenzene	ug/L	ND	200	200	198	199	99	100	60-140	1	
1,2,3-Trichloropropane	ug/L	ND	200	200	196	198	98	99	60-140	1	
1,2,4-Trichlorobenzene	ug/L	ND	200	200	198	211	99	106	60-140	7	
1,2,4-Trimethylbenzene	ug/L	1010	200	200	1230	1270	110	131	60-140	3	
1,2-Dibromo-3-chloropropane	ug/L	ND	200	200	196	209	98	104	60-140	6	
1,2-Dibromoethane (EDB)	ug/L	ND	200	200	198	204	99	102	60-140	3	
1,2-Dichlorobenzene	ug/L	ND	200	200	183	198	91	99	60-140	8	
1,2-Dichloroethane	ug/L	7.3	200	200	178	182	85	87	60-140	2	
1,2-Dichloropropane	ug/L	ND	200	200	219	224	109	112	60-140	2	
1,3,5-Trimethylbenzene	ug/L	ND	200	200	519	542	260	271	60-140	4	M1
1,3-Dichlorobenzene	ug/L	ND	200	200	182	197	91	99	60-140	8	
1,3-Dichloropropane	ug/L	ND	200	200	208	218	104	109	60-140	5	
1,4-Dichlorobenzene	ug/L	ND	200	200	190	198	95	99	60-140	4	
2,2-Dichloropropane	ug/L	ND	200	200	242	236	121	118	60-140	3	
2-Chlorotoluene	ug/L	ND	200	200	208	217	104	109	60-140	4	
4-Chlorotoluene	ug/L	ND	200	200	197	209	99	105	60-140	6	
Benzene	ug/L	110	200	200	324	330	107	110	60-140	2	
Bromobenzene	ug/L	ND	200	200	196	201	98	101	60-140	3	
Bromochloromethane	ug/L	ND	200	200	194	200	97	100	60-140	3	
Bromodichloromethane	ug/L	ND	200	200	185	188	92	94	60-140	2	
Bromoform	ug/L	ND	200	200	163	162	82	81	60-140	1	
Bromomethane	ug/L	ND	200	200	229	233	115	116	60-140	1	
Carbon tetrachloride	ug/L	ND	200	200	217	216	109	108	60-140	1	
Chlorobenzene	ug/L	ND	200	200	206	206	103	103	60-140	0	
Chloroethane	ug/L	ND	200	200	209	201	105	100	60-140	4	
Chloroform	ug/L	ND	200	200	203	207	101	104	60-140	2	
Chloromethane	ug/L	ND	200	200	167	173	83	87	60-140	4	
cis-1,2-Dichloroethene	ug/L	ND	200	200	198	193	99	97	60-140	2	
cis-1,3-Dichloropropene	ug/L	ND	200	200	213	221	106	110	60-140	4	
Dibromochloromethane	ug/L	ND	200	200	209	213	104	106	60-140	2	
Dibromomethane	ug/L	ND	200	200	197	211	98	106	60-140	7	
Dichlorodifluoromethane	ug/L	ND	200	200	160	161	80	80	60-140	0	
Diisopropyl ether	ug/L	ND	200	200	176	177	88	88	60-140	0	
Ethylbenzene	ug/L	641	200	200	854	871	107	115	60-140	2	
Hexachloro-1,3-butadiene	ug/L	ND	200	200	233	239	116	120	60-140	3	
Isopropylbenzene (Cumene)	ug/L	39.7	200	200	238	245	99	103	60-140	3	
m&p-Xylene	ug/L	2510	400	400	3090	3120	144	152	60-140	1	M1
Methyl-tert-butyl ether	ug/L	340	200	200	532	532	96	96	60-140	0	
Methylene Chloride	ug/L	ND	200	200	168	162	84	81	60-140	4	

Results presented on this page are in the units indicated by the "Units" column except where an alternate unit is presented to the right of the result.

REPORT OF LABORATORY ANALYSIS

This report shall not be reproduced, except in full,
without the written consent of Pace Analytical Services, LLC.

Pace Analytical Services, LLC
9800 Kincey Ave. Suite 100
Huntersville, NC 28078
(704)875-9092

QUALITY CONTROL DATA

Project: 2020-LI-2448 Incident
Pace Project No.: 92500727

MATRIX SPIKE & MATRIX SPIKE DUPLICATE: 3037504 3037505

Parameter	Units	92499844011 Result	MS Spike Conc.	MSD Spike Conc.	MS Result	MSD Result	MS % Rec	MSD % Rec	% Rec Limits	RPD	Qual
n-Butylbenzene	ug/L	ND	200	200	246	251	123	125	60-140	2	
n-Propylbenzene	ug/L	ND	200	200	299	302	150	151	60-140	1	M1
Naphthalene	ug/L	279	200	200	466	488	94	105	60-140	5	
o-Xylene	ug/L	1160	200	200	1360	1400	103	122	60-140	3	
sec-Butylbenzene	ug/L	ND	200	200	208	213	104	107	60-140	3	
Styrene	ug/L	ND	200	200	206	208	103	104	60-140	1	
tert-Butylbenzene	ug/L	ND	200	200	177	178	89	89	60-140	0	
Tetrachloroethene	ug/L	ND	200	200	199	210	100	105	60-140	5	
Toluene	ug/L	506	200	200	692	706	93	100	60-140	2	
trans-1,2-Dichloroethene	ug/L	ND	200	200	210	205	105	102	60-140	2	
trans-1,3-Dichloropropene	ug/L	ND	200	200	210	204	105	102	60-140	3	
Trichloroethene	ug/L	ND	200	200	215	215	107	108	60-140	0	
Trichlorofluoromethane	ug/L	ND	200	200	193	191	97	95	60-140	1	
Vinyl chloride	ug/L	ND	200	200	181	182	90	91	60-140	0	
1,2-Dichloroethane-d4 (S)	%						92	90	70-130		
4-Bromofluorobenzene (S)	%						101	100	70-130		
Toluene-d8 (S)	%						98	97	70-130		

Results presented on this page are in the units indicated by the "Units" column except where an alternate unit is presented to the right of the result.

REPORT OF LABORATORY ANALYSIS

This report shall not be reproduced, except in full,
without the written consent of Pace Analytical Services, LLC.

Pace Analytical Services, LLC
9800 Kincey Ave. Suite 100
Huntersville, NC 28078
(704)875-9092

QUALIFIERS

Project: 2020-LI-2448 Incident
Pace Project No.: 92500727

DEFINITIONS

DF - Dilution Factor, if reported, represents the factor applied to the reported data due to dilution of the sample aliquot.

ND - Not Detected at or above adjusted reporting limit.

TNTC - Too Numerous To Count

J - Estimated concentration above the adjusted method detection limit and below the adjusted reporting limit.

MDL - Adjusted Method Detection Limit.

PQL - Practical Quantitation Limit.

RL - Reporting Limit - The lowest concentration value that meets project requirements for quantitative data with known precision and bias for a specific analyte in a specific matrix.

S - Surrogate

1,2-Diphenylhydrazine decomposes to and cannot be separated from Azobenzene using Method 8270. The result for each analyte is a combined concentration.

Consistent with EPA guidelines, unrounded data are displayed and have been used to calculate % recovery and RPD values.

LCS(D) - Laboratory Control Sample (Duplicate)

MS(D) - Matrix Spike (Duplicate)

DUP - Sample Duplicate

RPD - Relative Percent Difference

NC - Not Calculable.

SG - Silica Gel - Clean-Up

U - Indicates the compound was analyzed for, but not detected.

Acid preservation may not be appropriate for 2 Chloroethylvinyl ether.

A separate vial preserved to a pH of 4-5 is recommended in SW846 Chapter 4 for the analysis of Acrolein and Acrylonitrile by EPA Method 8260.

N-Nitrosodiphenylamine decomposes and cannot be separated from Diphenylamine using Method 8270. The result reported for each analyte is a combined concentration.

Pace Analytical is TNI accredited. Contact your Pace PM for the current list of accredited analytes.

TNI - The NELAC Institute.

ANALYTE QUALIFIERS

M1 Matrix spike recovery exceeded QC limits. Batch accepted based on laboratory control sample (LCS) recovery.

This report shall not be reproduced, except in full,
without the written consent of Pace Analytical Services, LLC.

Pace Analytical Services, LLC
9800 Kincey Ave. Suite 100
Huntersville, NC 28078
(704)875-9092

QUALITY CONTROL DATA CROSS REFERENCE TABLE

Project: 2020-LI-2448 Incident
Pace Project No.: 92500727

Lab ID	Sample ID	QC Batch Method	QC Batch	Analytical Method	Analytical Batch
92500727001	**14015_AC_RD_20201015**	MADEPV	1561311	MADEP VPH	1561311
92500727001	**14015_AC_RD_20201015**	EPA 3010A	573658	EPA 6010D	573678
92500727001	**14015_AC_RD_20201015**	SM 6200B	573734		

This report shall not be reproduced, except in full,
without the written consent of Pace Analytical Services, LLC.

Pace Analytical®

CHAIN-OF-CUSTODY Analytical Request Document

Chain-of-Custody is a LEGAL DOCUMENT - Complete all relevent fields

LAB U... Workorder/Login Label Here or List Pace Workorder Number or

WO# : 92500727

92500727

Y

Cont

Company: Apex Companies	Billing Information:
Address:	
Report To: Andrew Street	Email To: Andrew.Street@apexcos.com
Copy To:	Site Collection Info/Address: 14015 Asbury Chapel Rd
Customer Project Name/Number: 2020-L1-2448 Incident	State: NC / County/City: Huntersville / Time Zone Collected: [ ] PT [ ] MT [ ] CT [ ] ET
Phone: / Email:	Site/Facility ID #: / Compliance Monitoring? [ ] Yes [ ] No
Collected By (print): Naomi Fretz	Purchase Order #: / Quote #: / DW PWS ID #: / DW Location Code:
Collected By (signature): Naomi Fretz	Turnaround Date Required: ASAP / Immediately Packed on Ice: [ ] Yes [ ] No
Sample Disposal: [ ] Dispose as appropriate [ ] Return [ ] Archive: ____ [ ] Hold: ____	Rush: [ ] Same Day [ ] Next Day [ ] 2 Day [ ] 3 Day [ ] 4 Day [ ] 5 Day (Expedite Charges Apply) / Field Filtered (if applicable): [ ] Yes [ ] No / Analysis: ____

** Preservative Types: (1) nitric acid, (2) sulfuric acid, (3) hydrochloric acid, (4) sodium hydroxide, (5) zinc acetate, (6) methanol, (7) sodium bisulfate, (8) sodium thiosulfate, (9) hexane, (A) ascorbic acid, (B) ammonium sulfate, (C) ammonium hydroxide, (D) TSP, (U) Unpreserved, (O) Other ____

* Matrix Codes (Insert in Matrix box below): Drinking Water (DW), Ground Water (GW), Wastewater (WW), Product (P), Soil/Solid (SL), Oil (OL), Wipe (WP), Air (AR), Tissue (TS), Bioassay (B), Vapor (V), Other (OT)

Analyses

Customer Sample ID	Matrix *	Comp / Grab	Collected (or Composite Start) Date	Collected (or Composite Start) Time	Composite End Date	Composite End Time	Res Cl	# of Ctns	VOCs 6200B	MADEP VPH	Lead
14015.AC.RO.20201015	DW	G	10.15.20	1215				8	X	X	X

Lab Profile/Line:

Lab Sample Receipt Checklist:

Custody Seals Present/Intact	Y N NA
Custody Signatures Present	Y N NA
Collector Signature Present	Y N NA
Bottles Intact	Y N NA
Correct Bottles	Y N NA
Sufficient Volume	Y N NA
Samples Received on Ice	Y N NA
VOA - Headspace Acceptable	Y N NA
USDA Regulated Soils	Y N NA
Samples in Holding Time	Y N NA
Residual Chlorine Present	Y N NA
Cl Strips: ____	
Sample pH Acceptable	Y N NA
pH Strips: ____	
Sulfide Present	Y N NA
Lead Acetate Strips: ____	

LAB USE ONLY:
Lab Sample # / Comments:
92800727

Customer Remarks / Special Conditions / Possible Hazards:

Type of Ice Used: Wet Blue Dry None

Packing Material Used:

Radchem sample(s) screened (<500 cpm): Y N NA

SHORT HOLDS PRESENT (<72 hours): Y N N/A

Lab Tracking #: 2560681

Samples received via: FEDEX UPS Client Courier Pace Courier

Lab Sample Temperature Info:
Temp Blank Received: Y N NA
Therm ID#: 57T061
Cooler 1 Temp Upon Receipt: 3.7 oC
Cooler 1 Therm Corr. Factor: 0 oC
Cooler 1 Corrected Temp: 3.7 oC
Comments:

Relinquished by/Company: (Signature)	Date/Time:	Received by/Company: (Signature)	Date/Time:
Naomi Fretz / Apex	10-15-20 1640	Erick Jeanney/Pace HVL	10/15/20 1640
Relinquished by/Company: (Signature)	Date/Time:	Received by/Company: (Signature)	Date/Time:
Relinquished by/Company: (Signature)	Date/Time:	Received by/Company: (Signature)	Date/Time:

MTJL LAB USE ONLY
Table #:
Acctnum:
Template:
Prelogin:
PM:
PB:

Trip Blank Received: Y N NA
HCL MeOH TSP Other

Non Conformance(s): YES / NO

Page: ____ of: ____

Pace Analytical Services, LLC
9800 Kincey Ave. Suite 100
Huntersville, NC 28078
(704)875-9092

October 19, 2020

Andrew Street
Apex Companies - NC
5900 Northwoods Business Pkwy
Suite 5900-0
Charlotte, NC 28269

RE: Project: 2020-LI-2448 Incident
Pace Project No.: 92500730

Dear Andrew Street:

Enclosed are the analytical results for sample(s) received by the laboratory on October 15, 2020. The results relate only to the samples included in this report. Results reported herein conform to the applicable TNI/NELAC Standards and the laboratory's Quality Manual, where applicable, unless otherwise noted in the body of the report.

The test results provided in this final report were generated by each of the following laboratories within the Pace Network:

- Pace National - Mt. Juliet
- Pace Analytical Services - Asheville
- Pace Analytical Services - Charlotte

If you have any questions concerning this report, please feel free to contact me.

Sincerely,

Angela M. Baioni

Angela Baioni
angela.baioni@pacelabs.com
(704)875-9092
Project Manager

Enclosures

cc: J Culbreath, Colonial Pipeline Company
Robert Hughes, Colonial Pipeline
Margaret King, APEX Companies, LLC
Emily Little, Apex Companies
Jeff Morrison, Colonial Pipeline Company
Tom Naumann, APEX Companies - NC
Joe Nicolette, Montrose-EPS
Christopher Schultz, Apex Companies
Alex Testoff, Montrose-EPS
Michael Verdon, Colonial Pipeline Company
JM Wyatt, Colonial Pipeline Company

This report shall not be reproduced, except in full,
without the written consent of Pace Analytical Services, LLC.

Pace Analytical Services, LLC
9800 Kincey Ave. Suite 100
Huntersville, NC 28078
(704)875-9092

CERTIFICATIONS

Project: 2020-LI-2448 Incident
Pace Project No.: 92500730

Pace Analytical Services National

12065 Lebanon Road, Mt. Juliet, TN 37122
Alabama Certification #: 40660
Alaska Certification 17-026
Arizona Certification #: AZ0612
Arkansas Certification #: 88-0469
California Certification #: 2932
Canada Certification #: 1461.01
Colorado Certification #: TN00003
Connecticut Certification #: PH-0197
DOD Certification: #1461.01
EPA# TN00003
Florida Certification #: E87487
Georgia DW Certification #: 923
Georgia Certification: NELAP
Idaho Certification #: TN00003
Illinois Certification #: 200008
Indiana Certification #: C-TN-01
Iowa Certification #: 364
Kansas Certification #: E-10277
Kentucky UST Certification #: 16
Kentucky Certification #: 90010
Louisiana Certification #: AI30792
Louisiana DW Certification #: LA180010
Maine Certification #: TN0002
Maryland Certification #: 324
Massachusetts Certification #: M-TN003
Michigan Certification #: 9958
Minnesota Certification #: 047-999-395
Mississippi Certification #: TN00003
Missouri Certification #: 340
Montana Certification #: CERT0086
Nebraska Certification #: NE-OS-15-05
Nevada Certification #: TN-03-2002-34
New Hampshire Certification #: 2975
New Jersey Certification #: TN002
New Mexico DW Certification
New York Certification #: 11742
North Carolina Aquatic Toxicity Certification #: 41
North Carolina Drinking Water Certification #: 21704
North Carolina Environmental Certificate #: 375
North Dakota Certification #: R-140
Ohio VAP Certification #: CL0069
Oklahoma Certification #: 9915
Oregon Certification #: TN200002
Pennsylvania Certification #: 68-02979
Rhode Island Certification #: LAO00356
South Carolina Certification #: 84004
South Dakota Certification
Tennessee DW/Chem/Micro Certification #: 2006
Texas Mold Certification #: LAB0152
Texas Certification #: T 104704245-17-14
USDA Soil Permit #: P330-15-00234
Utah Certification #: TN00003
Vermont Dept. of Health: ID# VT-2006
Virginia Certification #: VT2006
Virginia Certification #: 460132
Washington Certification #: C847
West Virginia Certification #: 233
Wisconsin Certification #: 998093910
Wyoming UST Certification #: via A2LA 2926.01
A2LA-ISO 17025 Certification #: 1461.01
A2LA-ISO 17025 Certification #: 1461.02
AIHA-LAP/LLC EMLAP Certification #:100789

Pace Analytical Services Charlotte

9800 Kincey Ave. Ste 100, Huntersville, NC 28078
Louisiana/NELAP Certification # LA170028
North Carolina Drinking Water Certification #: 37706
North Carolina Field Services Certification #: 5342
North Carolina Wastewater Certification #: 12
South Carolina Certification #: 99006001
Florida/NELAP Certification #: E87627
Kentucky UST Certification #: 84
Virginia/VELAP Certification #: 460221

Pace Analytical Services Asheville

2225 Riverside Drive, Asheville, NC 28804
Florida/NELAP Certification #: E87648
Massachusetts Certification #: M-NC030
North Carolina Drinking Water Certification #: 37712
North Carolina Wastewater Certification #: 40
South Carolina Certification #: 99030001
Virginia/VELAP Certification #: 460222

REPORT OF LABORATORY ANALYSIS

This report shall not be reproduced, except in full,
without the written consent of Pace Analytical Services, LLC.

Pace Analytical Services, LLC
9800 Kincey Ave. Suite 100
Huntersville, NC 28078
(704)875-9092

SAMPLE ANALYTE COUNT

Project: 2020-LI-2448 Incident
Pace Project No.: 92500730

Lab ID	Sample ID	Method	Analysts	Analytes Reported	Laboratory
92500730001	**14401_HC_RD_20201015**	MADEP VPH	ACG	6	PAN
		EPA 6010D	SH1	1	PASI-A
		SM 6200B	SAS	63	PASI-C

PAN = Pace National - Mt. Juliet
PASI-A = Pace Analytical Services - Asheville
PASI-C = Pace Analytical Services - Charlotte

This report shall not be reproduced, except in full,
without the written consent of Pace Analytical Services, LLC.

Pace Analytical Services, LLC
9800 Kincey Ave. Suite 100
Huntersville, NC 28078
(704)875-9092

ANALYTICAL RESULTS

Project: 2020-LI-2448 Incident
Pace Project No.: 92500730

Sample: 14401_HC_RD_20201015 **Lab ID: 92500730001** Collected: 10/15/20 14:45 Received: 10/15/20 16:40 Matrix: Water

Parameters	Results	Units	Report Limit	DF	Prepared	Analyzed	CAS No.	Qual
MADEPV	Analytical Method: MADEP VPH Preparation Method: MADEPV Pace National - Mt. Juliet							
Aliphatic (C05-C08)	ND	ug/L	100	1	10/18/20 19:27	10/18/20 19:27		
Aliphatic (C09-C12)	ND	ug/L	100	1	10/18/20 19:27	10/18/20 19:27		
Aromatic (C09-C10),Unadjusted	ND	ug/L	100	1	10/18/20 19:27	10/18/20 19:27	TPHC9C10A	
Total VPH	ND	ug/L	100	1	10/18/20 19:27	10/18/20 19:27	VPH	
Surrogates								
2,5-Dibromotoluene (FID)	93.3	%	70.0-130	1	10/18/20 19:27	10/18/20 19:27	615-59-8FID	
2,5-Dibromotoluene (PID)	91.1	%	70.0-130	1	10/18/20 19:27	10/18/20 19:27	615-59-8PID	
6010 MET ICP	Analytical Method: EPA 6010D Preparation Method: EPA 3010A Pace Analytical Services - Asheville							
Lead	ND	ug/L	5.0	1	10/16/20 01:32	10/16/20 17:46	7439-92-1	
6200B MSV	Analytical Method: SM 6200B Pace Analytical Services - Charlotte							
Benzene	ND	ug/L	0.50	1		10/16/20 13:14	71-43-2	
Bromobenzene	ND	ug/L	0.50	1		10/16/20 13:14	108-86-1	
Bromochloromethane	ND	ug/L	0.50	1		10/16/20 13:14	74-97-5	
Bromodichloromethane	ND	ug/L	0.50	1		10/16/20 13:14	75-27-4	
Bromoform	ND	ug/L	0.50	1		10/16/20 13:14	75-25-2	
Bromomethane	ND	ug/L	5.0	1		10/16/20 13:14	74-83-9	
n-Butylbenzene	ND	ug/L	0.50	1		10/16/20 13:14	104-51-8	
sec-Butylbenzene	ND	ug/L	0.50	1		10/16/20 13:14	135-98-8	
tert-Butylbenzene	ND	ug/L	0.50	1		10/16/20 13:14	98-06-6	
Carbon tetrachloride	ND	ug/L	0.50	1		10/16/20 13:14	56-23-5	
Chlorobenzene	ND	ug/L	0.50	1		10/16/20 13:14	108-90-7	
Chloroethane	ND	ug/L	1.0	1		10/16/20 13:14	75-00-3	
Chloroform	ND	ug/L	0.50	1		10/16/20 13:14	67-66-3	
Chloromethane	ND	ug/L	1.0	1		10/16/20 13:14	74-87-3	
2-Chlorotoluene	ND	ug/L	0.50	1		10/16/20 13:14	95-49-8	
4-Chlorotoluene	ND	ug/L	0.50	1		10/16/20 13:14	106-43-4	
1,2-Dibromo-3-chloropropane	ND	ug/L	1.0	1		10/16/20 13:14	96-12-8	
Dibromochloromethane	ND	ug/L	0.50	1		10/16/20 13:14	124-48-1	
1,2-Dibromoethane (EDB)	ND	ug/L	0.50	1		10/16/20 13:14	106-93-4	
Dibromomethane	ND	ug/L	0.50	1		10/16/20 13:14	74-95-3	
1,2-Dichlorobenzene	ND	ug/L	0.50	1		10/16/20 13:14	95-50-1	
1,3-Dichlorobenzene	ND	ug/L	0.50	1		10/16/20 13:14	541-73-1	
1,4-Dichlorobenzene	ND	ug/L	0.50	1		10/16/20 13:14	106-46-7	
Dichlorodifluoromethane	ND	ug/L	0.50	1		10/16/20 13:14	75-71-8	
1,1-Dichloroethane	ND	ug/L	0.50	1		10/16/20 13:14	75-34-3	
1,2-Dichloroethane	ND	ug/L	0.50	1		10/16/20 13:14	107-06-2	
1,1-Dichloroethene	ND	ug/L	0.50	1		10/16/20 13:14	75-35-4	
cis-1,2-Dichloroethene	ND	ug/L	0.50	1		10/16/20 13:14	156-59-2	
trans-1,2-Dichloroethene	ND	ug/L	0.50	1		10/16/20 13:14	156-60-5	
1,2-Dichloropropane	ND	ug/L	0.50	1		10/16/20 13:14	78-87-5	
1,3-Dichloropropane	ND	ug/L	0.50	1		10/16/20 13:14	142-28-9	
2,2-Dichloropropane	ND	ug/L	0.50	1		10/16/20 13:14	594-20-7	

REPORT OF LABORATORY ANALYSIS

This report shall not be reproduced, except in full,
without the written consent of Pace Analytical Services, LLC.

Pace Analytical Services, LLC
9800 Kincey Ave. Suite 100
Huntersville, NC 28078
(704)875-9092

ANALYTICAL RESULTS

Project: 2020-LI-2448 Incident
Pace Project No.: 92500730

Sample: 14401_HC_RD_20201015 **Lab ID: 92500730001** Collected: 10/15/20 14:45 Received: 10/15/20 16:40 Matrix: Water

Parameters	Results	Units	Report Limit	DF	Prepared	Analyzed	CAS No.	Qual
6200B MSV	Analytical Method: SM 6200B Pace Analytical Services - Charlotte							
1,1-Dichloropropene	ND	ug/L	0.50	1		10/16/20 13:14	563-58-6	
cis-1,3-Dichloropropene	ND	ug/L	0.50	1		10/16/20 13:14	10061-01-5	
trans-1,3-Dichloropropene	ND	ug/L	0.50	1		10/16/20 13:14	10061-02-6	
Diisopropyl ether	ND	ug/L	0.50	1		10/16/20 13:14	108-20-3	
Ethylbenzene	ND	ug/L	0.50	1		10/16/20 13:14	100-41-4	
Hexachloro-1,3-butadiene	ND	ug/L	2.0	1		10/16/20 13:14	87-68-3	
Isopropylbenzene (Cumene)	ND	ug/L	0.50	1		10/16/20 13:14	98-82-8	
Methylene Chloride	ND	ug/L	2.0	1		10/16/20 13:14	75-09-2	
Methyl-tert-butyl ether	ND	ug/L	0.50	1		10/16/20 13:14	1634-04-4	
Naphthalene	ND	ug/L	2.0	1		10/16/20 13:14	91-20-3	
n-Propylbenzene	ND	ug/L	0.50	1		10/16/20 13:14	103-65-1	
Styrene	ND	ug/L	0.50	1		10/16/20 13:14	100-42-5	
1,1,1,2-Tetrachloroethane	ND	ug/L	0.50	1		10/16/20 13:14	630-20-6	
1,1,2,2-Tetrachloroethane	ND	ug/L	0.50	1		10/16/20 13:14	79-34-5	
Tetrachloroethene	ND	ug/L	0.50	1		10/16/20 13:14	127-18-4	
Toluene	ND	ug/L	0.50	1		10/16/20 13:14	108-88-3	
1,2,3-Trichlorobenzene	ND	ug/L	2.0	1		10/16/20 13:14	87-61-6	
1,2,4-Trichlorobenzene	ND	ug/L	2.0	1		10/16/20 13:14	120-82-1	
1,1,1-Trichloroethane	ND	ug/L	0.50	1		10/16/20 13:14	71-55-6	
1,1,2-Trichloroethane	ND	ug/L	0.50	1		10/16/20 13:14	79-00-5	
Trichloroethene	ND	ug/L	0.50	1		10/16/20 13:14	79-01-6	
Trichlorofluoromethane	ND	ug/L	1.0	1		10/16/20 13:14	75-69-4	
1,2,3-Trichloropropane	ND	ug/L	0.50	1		10/16/20 13:14	96-18-4	
1,2,4-Trimethylbenzene	ND	ug/L	0.50	1		10/16/20 13:14	95-63-6	
1,3,5-Trimethylbenzene	ND	ug/L	0.50	1		10/16/20 13:14	108-67-8	
Vinyl chloride	ND	ug/L	1.0	1		10/16/20 13:14	75-01-4	
m&p-Xylene	ND	ug/L	1.0	1		10/16/20 13:14	179601-23-1	
o-Xylene	ND	ug/L	0.50	1		10/16/20 13:14	95-47-6	
Surrogates								
1,2-Dichloroethane-d4 (S)	98	%	70-130	1		10/16/20 13:14	17060-07-0	
4-Bromofluorobenzene (S)	94	%	70-130	1		10/16/20 13:14	460-00-4	
Toluene-d8 (S)	100	%	70-130	1		10/16/20 13:14	2037-26-5	

REPORT OF LABORATORY ANALYSIS

This report shall not be reproduced, except in full,
without the written consent of Pace Analytical Services, LLC.

Pace Analytical Services, LLC
9800 Kincey Ave. Suite 100
Huntersville, NC 28078
(704)875-9092

QUALITY CONTROL DATA

Project: 2020-LI-2448 Incident
Pace Project No.: 92500730

QC Batch: 1561311
QC Batch Method: MADEPV
Analysis Method: MADEP VPH
Analysis Description: MADEPV
Laboratory: Pace National - Mt. Juliet
Associated Lab Samples: 92500730001

METHOD BLANK: R3582896-2 Matrix: Water
Associated Lab Samples: 92500730001

Parameter	Units	Blank Result	Reporting Limit	Analyzed	Qualifiers
Aliphatic (C05-C08)	ug/L	ND	100	10/18/20 14:37	
Aliphatic (C09-C12)	ug/L	ND	100	10/18/20 14:37	
Aromatic (C09-C10),Unadjusted	ug/L	ND	100	10/18/20 14:37	
Total VPH	ug/L	ND	100	10/18/20 14:37	
2,5-Dibromotoluene (FID)	%	105	70.0-130	10/18/20 14:37	
2,5-Dibromotoluene (PID)	%	105	70.0-130	10/18/20 14:37	

LABORATORY CONTROL SAMPLE & LCSD: R3582896-1 R3582896-3

Parameter	Units	Spike Conc.	LCS Result	LCSD Result	LCS % Rec	LCSD % Rec	% Rec Limits	RPD	Max RPD	Qualifiers
Aliphatic (C05-C08)	ug/L	1200	909	968	75.7	80.7	70.0-130	6.29	25	
Aliphatic (C09-C12)	ug/L	1400	1270	1220	90.7	87.1	70.0-130	4.02	25	
Aromatic (C09-C10),Unadjusted	ug/L	200	206	188	103	94.0	70.0-130	9.14	25	
Total VPH	ug/L	2800	2390	2380	85.4	85.0	70.0-130	0.419	25	
2,5-Dibromotoluene (FID)	%				105	102	70.0-130			
2,5-Dibromotoluene (PID)	%				108	102	70.0-130			

Results presented on this page are in the units indicated by the "Units" column except where an alternate unit is presented to the right of the result.

REPORT OF LABORATORY ANALYSIS

This report shall not be reproduced, except in full,
without the written consent of Pace Analytical Services, LLC.

Pace Analytical Services, LLC
9800 Kincey Ave. Suite 100
Huntersville, NC 28078
(704)875-9092

QUALITY CONTROL DATA

Project: 2020-LI-2448 Incident
Pace Project No.: 92500730

QC Batch: 573658
QC Batch Method: EPA 3010A
Analysis Method: EPA 6010D
Analysis Description: 6010 MET
Laboratory: Pace Analytical Services - Asheville

Associated Lab Samples: 92500730001

METHOD BLANK: 3037353 Matrix: Water
Associated Lab Samples: 92500730001

Parameter	Units	Blank Result	Reporting Limit	Analyzed	Qualifiers
Lead	ug/L	ND	5.0	10/16/20 17:00	

LABORATORY CONTROL SAMPLE: 3037354

Parameter	Units	Spike Conc.	LCS Result	LCS % Rec	% Rec Limits	Qualifiers
Lead	ug/L	500	462	92	80-120	

MATRIX SPIKE & MATRIX SPIKE DUPLICATE: 3037355 3037356

Parameter	Units	92500718001 Result	MS Spike Conc.	MSD Spike Conc.	MS Result	MSD Result	MS % Rec	MSD % Rec	% Rec Limits	RPD	Qual
Lead	ug/L	ND	500	500	483	493	97	99	75-125	2	

Results presented on this page are in the units indicated by the "Units" column except where an alternate unit is presented to the right of the result.

REPORT OF LABORATORY ANALYSIS

This report shall not be reproduced, except in full,
without the written consent of Pace Analytical Services, LLC.

Pace Analytical Services, LLC
9800 Kincey Ave. Suite 100
Huntersville, NC 28078
(704)875-9092

QUALITY CONTROL DATA

Project: 2020-LI-2448 Incident
Pace Project No.: 92500730

QC Batch: 573734
QC Batch Method: SM 6200B
Analysis Method: SM 6200B
Analysis Description: 6200B MSV
Laboratory: Pace Analytical Services - Charlotte

Associated Lab Samples: 92500730001

METHOD BLANK: 3037502 Matrix: Water
Associated Lab Samples: 92500730001

Parameter	Units	Blank Result	Reporting Limit	Analyzed	Qualifiers
1,1,1,2-Tetrachloroethane	ug/L	ND	0.50	10/16/20 10:15	
1,1,1-Trichloroethane	ug/L	ND	0.50	10/16/20 10:15	
1,1,2,2-Tetrachloroethane	ug/L	ND	0.50	10/16/20 10:15	
1,1,2-Trichloroethane	ug/L	ND	0.50	10/16/20 10:15	
1,1-Dichloroethane	ug/L	ND	0.50	10/16/20 10:15	
1,1-Dichloroethene	ug/L	ND	0.50	10/16/20 10:15	
1,1-Dichloropropene	ug/L	ND	0.50	10/16/20 10:15	
1,2,3-Trichlorobenzene	ug/L	ND	2.0	10/16/20 10:15	
1,2,3-Trichloropropane	ug/L	ND	0.50	10/16/20 10:15	
1,2,4-Trichlorobenzene	ug/L	ND	2.0	10/16/20 10:15	
1,2,4-Trimethylbenzene	ug/L	ND	0.50	10/16/20 10:15	
1,2-Dibromo-3-chloropropane	ug/L	ND	1.0	10/16/20 10:15	
1,2-Dibromoethane (EDB)	ug/L	ND	0.50	10/16/20 10:15	
1,2-Dichlorobenzene	ug/L	ND	0.50	10/16/20 10:15	
1,2-Dichloroethane	ug/L	ND	0.50	10/16/20 10:15	
1,2-Dichloropropane	ug/L	ND	0.50	10/16/20 10:15	
1,3,5-Trimethylbenzene	ug/L	ND	0.50	10/16/20 10:15	
1,3-Dichlorobenzene	ug/L	ND	0.50	10/16/20 10:15	
1,3-Dichloropropane	ug/L	ND	0.50	10/16/20 10:15	
1,4-Dichlorobenzene	ug/L	ND	0.50	10/16/20 10:15	
2,2-Dichloropropane	ug/L	ND	0.50	10/16/20 10:15	
2-Chlorotoluene	ug/L	ND	0.50	10/16/20 10:15	
4-Chlorotoluene	ug/L	ND	0.50	10/16/20 10:15	
Benzene	ug/L	ND	0.50	10/16/20 10:15	
Bromobenzene	ug/L	ND	0.50	10/16/20 10:15	
Bromochloromethane	ug/L	ND	0.50	10/16/20 10:15	
Bromodichloromethane	ug/L	ND	0.50	10/16/20 10:15	
Bromoform	ug/L	ND	0.50	10/16/20 10:15	
Bromomethane	ug/L	ND	5.0	10/16/20 10:15	
Carbon tetrachloride	ug/L	ND	0.50	10/16/20 10:15	
Chlorobenzene	ug/L	ND	0.50	10/16/20 10:15	
Chloroethane	ug/L	ND	1.0	10/16/20 10:15	
Chloroform	ug/L	ND	0.50	10/16/20 10:15	
Chloromethane	ug/L	ND	1.0	10/16/20 10:15	
cis-1,2-Dichloroethene	ug/L	ND	0.50	10/16/20 10:15	
cis-1,3-Dichloropropene	ug/L	ND	0.50	10/16/20 10:15	
Dibromochloromethane	ug/L	ND	0.50	10/16/20 10:15	
Dibromomethane	ug/L	ND	0.50	10/16/20 10:15	
Dichlorodifluoromethane	ug/L	ND	0.50	10/16/20 10:15	
Diisopropyl ether	ug/L	ND	0.50	10/16/20 10:15	

Results presented on this page are in the units indicated by the "Units" column except where an alternate unit is presented to the right of the result.

REPORT OF LABORATORY ANALYSIS

This report shall not be reproduced, except in full,
without the written consent of Pace Analytical Services, LLC.

Pace Analytical Services, LLC
9800 Kincey Ave. Suite 100
Huntersville, NC 28078
(704)875-9092

QUALITY CONTROL DATA

Project: 2020-LI-2448 Incident
Pace Project No.: 92500730

METHOD BLANK: 3037502 Matrix: Water
Associated Lab Samples: 92500730001

Parameter	Units	Blank Result	Reporting Limit	Analyzed	Qualifiers
Ethylbenzene	ug/L	ND	0.50	10/16/20 10:15	
Hexachloro-1,3-butadiene	ug/L	ND	2.0	10/16/20 10:15	
Isopropylbenzene (Cumene)	ug/L	ND	0.50	10/16/20 10:15	
m&p-Xylene	ug/L	ND	1.0	10/16/20 10:15	
Methyl-tert-butyl ether	ug/L	ND	0.50	10/16/20 10:15	
Methylene Chloride	ug/L	ND	2.0	10/16/20 10:15	
n-Butylbenzene	ug/L	ND	0.50	10/16/20 10:15	
n-Propylbenzene	ug/L	ND	0.50	10/16/20 10:15	
Naphthalene	ug/L	ND	2.0	10/16/20 10:15	
o-Xylene	ug/L	ND	0.50	10/16/20 10:15	
sec-Butylbenzene	ug/L	ND	0.50	10/16/20 10:15	
Styrene	ug/L	ND	0.50	10/16/20 10:15	
tert-Butylbenzene	ug/L	ND	0.50	10/16/20 10:15	
Tetrachloroethene	ug/L	ND	0.50	10/16/20 10:15	
Toluene	ug/L	ND	0.50	10/16/20 10:15	
trans-1,2-Dichloroethene	ug/L	ND	0.50	10/16/20 10:15	
trans-1,3-Dichloropropene	ug/L	ND	0.50	10/16/20 10:15	
Trichloroethene	ug/L	ND	0.50	10/16/20 10:15	
Trichlorofluoromethane	ug/L	ND	1.0	10/16/20 10:15	
Vinyl chloride	ug/L	ND	1.0	10/16/20 10:15	
1,2-Dichloroethane-d4 (S)	%	101	70-130	10/16/20 10:15	
4-Bromofluorobenzene (S)	%	98	70-130	10/16/20 10:15	
Toluene-d8 (S)	%	99	70-130	10/16/20 10:15	

LABORATORY CONTROL SAMPLE: 3037503

Parameter	Units	Spike Conc.	LCS Result	LCS % Rec	% Rec Limits	Qualifiers
1,1,1,2-Tetrachloroethane	ug/L	50	52.6	105	60-140	
1,1,1-Trichloroethane	ug/L	50	55.3	111	60-140	
1,1,2,2-Tetrachloroethane	ug/L	50	50.4	101	60-140	
1,1,2-Trichloroethane	ug/L	50	52.3	105	60-140	
1,1-Dichloroethane	ug/L	50	53.9	108	60-140	
1,1-Dichloroethene	ug/L	50	55.3	111	60-140	
1,1-Dichloropropene	ug/L	50	54.4	109	60-140	
1,2,3-Trichlorobenzene	ug/L	50	53.1	106	60-140	
1,2,3-Trichloropropane	ug/L	50	51.2	102	60-140	
1,2,4-Trichlorobenzene	ug/L	50	55.7	111	60-140	
1,2,4-Trimethylbenzene	ug/L	50	51.7	103	60-140	
1,2-Dibromo-3-chloropropane	ug/L	50	54.7	109	60-140	
1,2-Dibromoethane (EDB)	ug/L	50	53.6	107	60-140	
1,2-Dichlorobenzene	ug/L	50	51.6	103	60-140	
1,2-Dichloroethane	ug/L	50	47.7	95	60-140	
1,2-Dichloropropane	ug/L	50	53.7	107	60-140	
1,3,5-Trimethylbenzene	ug/L	50	51.6	103	60-140	

Results presented on this page are in the units indicated by the "Units" column except where an alternate unit is presented to the right of the result.

REPORT OF LABORATORY ANALYSIS

This report shall not be reproduced, except in full,
without the written consent of Pace Analytical Services, LLC.

Pace Analytical Services, LLC
9800 Kincey Ave. Suite 100
Huntersville, NC 28078
(704)875-9092

QUALITY CONTROL DATA

Project: 2020-LI-2448 Incident
Pace Project No.: 92500730

LABORATORY CONTROL SAMPLE: 3037503

Parameter	Units	Spike Conc.	LCS Result	LCS % Rec	% Rec Limits	Qualifiers
1,3-Dichlorobenzene	ug/L	50	52.2	104	60-140	
1,3-Dichloropropane	ug/L	50	53.0	106	60-140	
1,4-Dichlorobenzene	ug/L	50	51.5	103	60-140	
2,2-Dichloropropane	ug/L	50	55.3	111	60-140	
2-Chlorotoluene	ug/L	50	52.2	104	60-140	
4-Chlorotoluene	ug/L	50	51.4	103	60-140	
Benzene	ug/L	50	52.9	106	60-140	
Bromobenzene	ug/L	50	49.9	100	60-140	
Bromochloromethane	ug/L	50	53.3	107	60-140	
Bromodichloromethane	ug/L	50	52.4	105	60-140	
Bromoform	ug/L	50	50.7	101	60-140	
Bromomethane	ug/L	50	52.1	104	60-140	
Carbon tetrachloride	ug/L	50	53.1	106	60-140	
Chlorobenzene	ug/L	50	52.1	104	60-140	
Chloroethane	ug/L	50	42.7	85	60-140	
Chloroform	ug/L	50	53.0	106	60-140	
Chloromethane	ug/L	50	45.9	92	60-140	
cis-1,2-Dichloroethene	ug/L	50	52.5	105	60-140	
cis-1,3-Dichloropropene	ug/L	50	55.1	110	60-140	
Dibromochloromethane	ug/L	50	55.2	110	60-140	
Dibromomethane	ug/L	50	55.1	110	60-140	
Dichlorodifluoromethane	ug/L	50	48.6	97	60-140	
Diisopropyl ether	ug/L	50	51.5	103	60-140	
Ethylbenzene	ug/L	50	51.0	102	60-140	
Hexachloro-1,3-butadiene	ug/L	50	52.8	106	60-140	
Isopropylbenzene (Cumene)	ug/L	50	53.3	107	60-140	
m&p-Xylene	ug/L	100	104	104	60-140	
Methyl-tert-butyl ether	ug/L	50	52.5	105	60-140	
Methylene Chloride	ug/L	50	51.0	102	60-140	
n-Butylbenzene	ug/L	50	55.3	111	60-140	
n-Propylbenzene	ug/L	50	51.8	104	60-140	
Naphthalene	ug/L	50	55.0	110	60-140	
o-Xylene	ug/L	50	52.9	106	60-140	
sec-Butylbenzene	ug/L	50	52.1	104	60-140	
Styrene	ug/L	50	53.5	107	60-140	
tert-Butylbenzene	ug/L	50	44.3	89	60-140	
Tetrachloroethene	ug/L	50	51.2	102	60-140	
Toluene	ug/L	50	52.6	105	60-140	
trans-1,2-Dichloroethene	ug/L	50	54.2	108	60-140	
trans-1,3-Dichloropropene	ug/L	50	54.9	110	60-140	
Trichloroethene	ug/L	50	54.1	108	60-140	
Trichlorofluoromethane	ug/L	50	46.0	92	60-140	
Vinyl chloride	ug/L	50	48.6	97	60-140	
1,2-Dichloroethane-d4 (S)	%			98	70-130	
4-Bromofluorobenzene (S)	%			101	70-130	
Toluene-d8 (S)	%			100	70-130	

Results presented on this page are in the units indicated by the "Units" column except where an alternate unit is presented to the right of the result.

REPORT OF LABORATORY ANALYSIS

This report shall not be reproduced, except in full,
without the written consent of Pace Analytical Services, LLC.

Pace Analytical Services, LLC
9800 Kincey Ave. Suite 100
Huntersville, NC 28078
(704)875-9092

QUALITY CONTROL DATA

Project: 2020-LI-2448 Incident
Pace Project No.: 92500730

MATRIX SPIKE & MATRIX SPIKE DUPLICATE: 3037504 3037505

Parameter	Units	92499844011 Result	MS Spike Conc.	MSD Spike Conc.	MS Result	MSD Result	MS % Rec	MSD % Rec	% Rec Limits	RPD	Qual
1,1,1,2-Tetrachloroethane	ug/L	ND	200	200	204	207	102	104	60-140	1	
1,1,1-Trichloroethane	ug/L	ND	200	200	218	215	109	107	60-140	2	
1,1,2,2-Tetrachloroethane	ug/L	ND	200	200	193	202	96	101	60-140	5	
1,1,2-Trichloroethane	ug/L	ND	200	200	191	211	96	105	60-140	10	
1,1-Dichloroethane	ug/L	ND	200	200	205	205	102	102	60-140	0	
1,1-Dichloroethene	ug/L	ND	200	200	210	210	105	105	60-140	0	
1,1-Dichloropropene	ug/L	ND	200	200	234	237	117	119	60-140	2	
1,2,3-Trichlorobenzene	ug/L	ND	200	200	198	199	99	100	60-140	1	
1,2,3-Trichloropropane	ug/L	ND	200	200	196	198	98	99	60-140	1	
1,2,4-Trichlorobenzene	ug/L	ND	200	200	198	211	99	106	60-140	7	
1,2,4-Trimethylbenzene	ug/L	1010	200	200	1230	1270	110	131	60-140	3	
1,2-Dibromo-3-chloropropane	ug/L	ND	200	200	196	209	98	104	60-140	6	
1,2-Dibromoethane (EDB)	ug/L	ND	200	200	198	204	99	102	60-140	3	
1,2-Dichlorobenzene	ug/L	ND	200	200	183	198	91	99	60-140	8	
1,2-Dichloroethane	ug/L	7.3	200	200	178	182	85	87	60-140	2	
1,2-Dichloropropane	ug/L	ND	200	200	219	224	109	112	60-140	2	
1,3,5-Trimethylbenzene	ug/L	ND	200	200	519	542	260	271	60-140	4	M1
1,3-Dichlorobenzene	ug/L	ND	200	200	182	197	91	99	60-140	8	
1,3-Dichloropropane	ug/L	ND	200	200	208	218	104	109	60-140	5	
1,4-Dichlorobenzene	ug/L	ND	200	200	190	198	95	99	60-140	4	
2,2-Dichloropropane	ug/L	ND	200	200	242	236	121	118	60-140	3	
2-Chlorotoluene	ug/L	ND	200	200	208	217	104	109	60-140	4	
4-Chlorotoluene	ug/L	ND	200	200	197	209	99	105	60-140	6	
Benzene	ug/L	110	200	200	324	330	107	110	60-140	2	
Bromobenzene	ug/L	ND	200	200	196	201	98	101	60-140	3	
Bromochloromethane	ug/L	ND	200	200	194	200	97	100	60-140	3	
Bromodichloromethane	ug/L	ND	200	200	185	188	92	94	60-140	2	
Bromoform	ug/L	ND	200	200	163	162	82	81	60-140	1	
Bromomethane	ug/L	ND	200	200	229	233	115	116	60-140	1	
Carbon tetrachloride	ug/L	ND	200	200	217	216	109	108	60-140	1	
Chlorobenzene	ug/L	ND	200	200	206	206	103	103	60-140	0	
Chloroethane	ug/L	ND	200	200	209	201	105	100	60-140	4	
Chloroform	ug/L	ND	200	200	203	207	101	104	60-140	2	
Chloromethane	ug/L	ND	200	200	167	173	83	87	60-140	4	
cis-1,2-Dichloroethene	ug/L	ND	200	200	198	193	99	97	60-140	2	
cis-1,3-Dichloropropene	ug/L	ND	200	200	213	221	106	110	60-140	4	
Dibromochloromethane	ug/L	ND	200	200	209	213	104	106	60-140	2	
Dibromomethane	ug/L	ND	200	200	197	211	98	106	60-140	7	
Dichlorodifluoromethane	ug/L	ND	200	200	160	161	80	80	60-140	0	
Diisopropyl ether	ug/L	ND	200	200	176	177	88	88	60-140	0	
Ethylbenzene	ug/L	641	200	200	854	871	107	115	60-140	2	
Hexachloro-1,3-butadiene	ug/L	ND	200	200	233	239	116	120	60-140	3	
Isopropylbenzene (Cumene)	ug/L	39.7	200	200	238	245	99	103	60-140	3	
m&p-Xylene	ug/L	2510	400	400	3090	3120	144	152	60-140	1	M1
Methyl-tert-butyl ether	ug/L	340	200	200	532	532	96	96	60-140	0	
Methylene Chloride	ug/L	ND	200	200	168	162	84	81	60-140	4	

Results presented on this page are in the units indicated by the "Units" column except where an alternate unit is presented to the right of the result.

REPORT OF LABORATORY ANALYSIS

This report shall not be reproduced, except in full,
without the written consent of Pace Analytical Services, LLC.

Pace Analytical Services, LLC
9800 Kincey Ave. Suite 100
Huntersville, NC 28078
(704)875-9092

QUALITY CONTROL DATA

Project: 2020-LI-2448 Incident
Pace Project No.: 92500730

MATRIX SPIKE & MATRIX SPIKE DUPLICATE: 3037504 3037505

Parameter	Units	92499844011 Result	MS Spike Conc.	MSD Spike Conc.	MS Result	MSD Result	MS % Rec	MSD % Rec	% Rec Limits	RPD	Qual
n-Butylbenzene	ug/L	ND	200	200	246	251	123	125	60-140	2	
n-Propylbenzene	ug/L	ND	200	200	299	302	150	151	60-140	1	M1
Naphthalene	ug/L	279	200	200	466	488	94	105	60-140	5	
o-Xylene	ug/L	1160	200	200	1360	1400	103	122	60-140	3	
sec-Butylbenzene	ug/L	ND	200	200	208	213	104	107	60-140	3	
Styrene	ug/L	ND	200	200	206	208	103	104	60-140	1	
tert-Butylbenzene	ug/L	ND	200	200	177	178	89	89	60-140	0	
Tetrachloroethene	ug/L	ND	200	200	199	210	100	105	60-140	5	
Toluene	ug/L	506	200	200	692	706	93	100	60-140	2	
trans-1,2-Dichloroethene	ug/L	ND	200	200	210	205	105	102	60-140	2	
trans-1,3-Dichloropropene	ug/L	ND	200	200	210	204	105	102	60-140	3	
Trichloroethene	ug/L	ND	200	200	215	215	107	108	60-140	0	
Trichlorofluoromethane	ug/L	ND	200	200	193	191	97	95	60-140	1	
Vinyl chloride	ug/L	ND	200	200	181	182	90	91	60-140	0	
1,2-Dichloroethane-d4 (S)	%						92	90	70-130		
4-Bromofluorobenzene (S)	%						101	100	70-130		
Toluene-d8 (S)	%						98	97	70-130		

Results presented on this page are in the units indicated by the "Units" column except where an alternate unit is presented to the right of the result.

REPORT OF LABORATORY ANALYSIS

This report shall not be reproduced, except in full,
without the written consent of Pace Analytical Services, LLC.

Pace Analytical Services, LLC
9800 Kincey Ave. Suite 100
Huntersville, NC 28078
(704)875-9092

QUALIFIERS

Project: 2020-LI-2448 Incident
Pace Project No.: 92500730

DEFINITIONS

DF - Dilution Factor, if reported, represents the factor applied to the reported data due to dilution of the sample aliquot.

ND - Not Detected at or above adjusted reporting limit.

TNTC - Too Numerous To Count

J - Estimated concentration above the adjusted method detection limit and below the adjusted reporting limit.

MDL - Adjusted Method Detection Limit.

PQL - Practical Quantitation Limit.

RL - Reporting Limit - The lowest concentration value that meets project requirements for quantitative data with known precision and bias for a specific analyte in a specific matrix.

S - Surrogate

1,2-Diphenylhydrazine decomposes to and cannot be separated from Azobenzene using Method 8270. The result for each analyte is a combined concentration.

Consistent with EPA guidelines, unrounded data are displayed and have been used to calculate % recovery and RPD values.

LCS(D) - Laboratory Control Sample (Duplicate)

MS(D) - Matrix Spike (Duplicate)

DUP - Sample Duplicate

RPD - Relative Percent Difference

NC - Not Calculable.

SG - Silica Gel - Clean-Up

U - Indicates the compound was analyzed for, but not detected.

Acid preservation may not be appropriate for 2 Chloroethylvinyl ether.

A separate vial preserved to a pH of 4-5 is recommended in SW846 Chapter 4 for the analysis of Acrolein and Acrylonitrile by EPA Method 8260.

N-Nitrosodiphenylamine decomposes and cannot be separated from Diphenylamine using Method 8270. The result reported for each analyte is a combined concentration.

Pace Analytical is TNI accredited. Contact your Pace PM for the current list of accredited analytes.

TNI - The NELAC Institute.

ANALYTE QUALIFIERS

M1 Matrix spike recovery exceeded QC limits. Batch accepted based on laboratory control sample (LCS) recovery.

This report shall not be reproduced, except in full,
without the written consent of Pace Analytical Services, LLC.

Pace Analytical Services, LLC
9800 Kincey Ave. Suite 100
Huntersville, NC 28078
(704)875-9092

QUALITY CONTROL DATA CROSS REFERENCE TABLE

Project: 2020-LI-2448 Incident
Pace Project No.: 92500730

Lab ID	Sample ID	QC Batch Method	QC Batch	Analytical Method	Analytical Batch
92500730001	**14401_HC_RD_20201015**	MADEPV	1561311	MADEP VPH	1561311
92500730001	**14401_HC_RD_20201015**	EPA 3010A	573658	EPA 6010D	573678
92500730001	**14401_HC_RD_20201015**	SM 6200B	573734		

This report shall not be reproduced, except in full,
without the written consent of Pace Analytical Services, LLC.

Pace Analytical®

CHAIN-OF-CUSTODY Analytical Request Document

Chain-of-Custody is a LEGAL DOCUMENT - Complete all relevent fields

LAB USE ... mber or

WO# : 92500730

92500730

Containe...

Company: Apex Companies

Address:

Billing Information:

Report To: Andrew Street

Email To: Andrew.Street@apexcos.com

Copy To:

Site Collection Info/Address: 14401 Huntersville Concord Rd

Customer Project Name/Number: 2020-L1-2448 Incident

State: NC County/City: Huntersville Time Zone Collected: [ ] PT [ ] MT [ ] CT [ ] ET

Phone:
Email:

Site/Facility ID #:

Compliance Monitoring? [ ] Yes [ ] No

Collected By (print): Naomi Fretz

Purchase Order #:
Quote #:

DW PWS ID #:
DW Location Code:

Collected By (signature): Naomi Fretz

Turnaround Date Required: ASAP

Immediately Packed on Ice: [ ] Yes [ ] No

Sample Disposal:
[ ] Dispose as appropriate [ ] Return
[ ] Archive: _____
[ ] Hold: _____

Rush: [ ] Same Day [ ] Next Day [ ] 2 Day [ ] 3 Day [ ] 4 Day [ ] 5 Day (Expedite Charges Apply)

Field Filtered (if applicable): [ ] Yes [ ] No
Analysis: _____

** Preservative Types: (1) nitric acid, (2) sulfuric acid, (3) hydrochloric acid, (4) sodium hydroxide, (5) zinc acetate, (6) methanol, (7) sodium bisulfate, (8) sodium thiosulfate, (9) hexane, (A) ascorbic acid, (B) ammonium sulfate, (C) ammonium hydroxide, (D) TSP, (U) Unpreserved, (O) Other _____

* Matrix Codes (Insert in Matrix box below): Drinking Water (DW), Ground Water (GW), Wastewater (WW), Product (P), Soil/Solid (SL), Oil (OL), Wipe (WP), Air (AR), Tissue (TS), Bioassay (B), Vapor (V), Other (OT)

Analyses

Customer Sample ID	Matrix *	Comp / Grab	Collected (or Composite Start) Date	Collected (or Composite Start) Time	Composite End Date	Composite End Time	Res Cl	# of Ctns	VOCs 6200B	MADEP VPH	Lead							
14401_HC_RD_20201015	DW	G	10-15-20	1445				8	X	X	X							

Lab Profile/Line:

Lab Sample Receipt Checklist:

Custody Seals Present/Intact Y N NA
Custody Signatures Present Y N NA
Collector Signature Present Y N NA
Bottles Intact Y N NA
Correct Bottles Y N NA
Sufficient Volume Y N NA
Samples Received on Ice Y N NA
VOA - Headspace Acceptable Y N NA
USDA Regulated Soils Y N NA
Samples in Holding Time Y N NA
Residual Chlorine Present Y N NA
Cl Strips: _____
Sample pH Acceptable Y N NA
pH Strips: _____
Sulfide Present Y N NA
Lead Acetate Strips: _____

LAB USE ONLY:
Lab Sample # / Comments:
92500730
001

Customer Remarks / Special Conditions / Possible Hazards:

Type of Ice Used: Wet Blue Dry None

Packing Material Used:

Radchem sample(s) screened (<500 cpm): Y N NA

SHORT HOLDS PRESENT (<72 hours): Y N N/A

Lab Tracking #: 2538856

Samples received via: FEDEX UPS Client Courier Pace Courier

Lab Sample Temperature Info:
Temp Blank Received: Y N NA
Therm ID#: 925061
Cooler 1 Temp Upon Receipt: 3.7 oC
Cooler 1 Therm Corr. Factor: 0 oC
Cooler 1 Corrected Temp: 3.7 oC
Comments:

Relinquished by/Company: (Signature)	Date/Time:	Received by/Company: (Signature)	Date/Time:
Naomi Fretz / Apex	10-15-20 1640	Erick [illegible] / Pace HCL	10/15/20 1640
Relinquished by/Company: (Signature)	Date/Time:	Received by/Company: (Signature)	Date/Time:
Relinquished by/Company: (Signature)	Date/Time:	Received by/Company: (Signature)	Date/Time:

MTJL LAB USE ONLY
Table #:
Acctnum:
Template:
Prelogin:
PM:
PB:

Trip Blank Received: Y N NA
HCL MeOH TSP Other

Non Conformance(s): YES / NO

Page: _____ of: _____

Pace Analytical Services, LLC
9800 Kincey Ave. Suite 100
Huntersville, NC 28078
(704)875-9092

October 19, 2020

Andrew Street
Apex Companies - NC
5900 Northwoods Business Pkwy
Suite 5900-0
Charlotte, NC 28269

RE: Project: 2020-LI-2448 Incident
Pace Project No.: 92500731

Dear Andrew Street:

Enclosed are the analytical results for sample(s) received by the laboratory on October 15, 2020. The results relate only to the samples included in this report. Results reported herein conform to the applicable TNI/NELAC Standards and the laboratory's Quality Manual, where applicable, unless otherwise noted in the body of the report.

The test results provided in this final report were generated by each of the following laboratories within the Pace Network:

- Pace National - Mt. Juliet
- Pace Analytical Services - Asheville
- Pace Analytical Services - Charlotte

If you have any questions concerning this report, please feel free to contact me.

Sincerely,

Angela M. Baioni

Angela Baioni
angela.baioni@pacelabs.com
(704)875-9092
Project Manager

Enclosures

cc: J Culbreath, Colonial Pipeline Company
Robert Hughes, Colonial Pipeline
Margaret King, APEX Companies, LLC
Emily Little, Apex Companies
Jeff Morrison, Colonial Pipeline Company
Tom Naumann, APEX Companies - NC
Joe Nicolette, Montrose-EPS
Christopher Schultz, Apex Companies
Alex Testoff, Montrose-EPS
Michael Verdon, Colonial Pipeline Company
JM Wyatt, Colonial Pipeline Company

This report shall not be reproduced, except in full,
without the written consent of Pace Analytical Services, LLC.

Pace Analytical Services, LLC
9800 Kincey Ave. Suite 100
Huntersville, NC 28078
(704)875-9092

CERTIFICATIONS

Project: 2020-LI-2448 Incident
Pace Project No.: 92500731

Pace Analytical Services National

12065 Lebanon Road, Mt. Juliet, TN 37122
Alabama Certification #: 40660
Alaska Certification 17-026
Arizona Certification #: AZ0612
Arkansas Certification #: 88-0469
California Certification #: 2932
Canada Certification #: 1461.01
Colorado Certification #: TN00003
Connecticut Certification #: PH-0197
DOD Certification: #1461.01
EPA# TN00003
Florida Certification #: E87487
Georgia DW Certification #: 923
Georgia Certification: NELAP
Idaho Certification #: TN00003
Illinois Certification #: 200008
Indiana Certification #: C-TN-01
Iowa Certification #: 364
Kansas Certification #: E-10277
Kentucky UST Certification #: 16
Kentucky Certification #: 90010
Louisiana Certification #: AI30792
Louisiana DW Certification #: LA180010
Maine Certification #: TN0002
Maryland Certification #: 324
Massachusetts Certification #: M-TN003
Michigan Certification #: 9958
Minnesota Certification #: 047-999-395
Mississippi Certification #: TN00003
Missouri Certification #: 340
Montana Certification #: CERT0086
Nebraska Certification #: NE-OS-15-05
Nevada Certification #: TN-03-2002-34
New Hampshire Certification #: 2975
New Jersey Certification #: TN002
New Mexico DW Certification
New York Certification #: 11742
North Carolina Aquatic Toxicity Certification #: 41
North Carolina Drinking Water Certification #: 21704
North Carolina Environmental Certificate #: 375
North Dakota Certification #: R-140
Ohio VAP Certification #: CL0069
Oklahoma Certification #: 9915
Oregon Certification #: TN200002
Pennsylvania Certification #: 68-02979
Rhode Island Certification #: LAO00356
South Carolina Certification #: 84004
South Dakota Certification
Tennessee DW/Chem/Micro Certification #: 2006
Texas Mold Certification #: LAB0152
Texas Certification #: T 104704245-17-14
USDA Soil Permit #: P330-15-00234
Utah Certification #: TN00003
Vermont Dept. of Health: ID# VT-2006
Virginia Certification #: VT2006
Virginia Certification #: 460132
Washington Certification #: C847
West Virginia Certification #: 233
Wisconsin Certification #: 998093910
Wyoming UST Certification #: via A2LA 2926.01
A2LA-ISO 17025 Certification #: 1461.01
A2LA-ISO 17025 Certification #: 1461.02
AIHA-LAP/LLC EMLAP Certification #:100789

Pace Analytical Services Charlotte

9800 Kincey Ave. Ste 100, Huntersville, NC 28078
Louisiana/NELAP Certification # LA170028
North Carolina Drinking Water Certification #: 37706
North Carolina Field Services Certification #: 5342
North Carolina Wastewater Certification #: 12
South Carolina Certification #: 99006001
Florida/NELAP Certification #: E87627
Kentucky UST Certification #: 84
Virginia/VELAP Certification #: 460221

Pace Analytical Services Asheville

2225 Riverside Drive, Asheville, NC 28804
Florida/NELAP Certification #: E87648
Massachusetts Certification #: M-NC030
North Carolina Drinking Water Certification #: 37712
North Carolina Wastewater Certification #: 40
South Carolina Certification #: 99030001
Virginia/VELAP Certification #: 460222

REPORT OF LABORATORY ANALYSIS

This report shall not be reproduced, except in full,
without the written consent of Pace Analytical Services, LLC.

Pace Analytical Services, LLC
9800 Kincey Ave. Suite 100
Huntersville, NC 28078
(704)875-9092

SAMPLE ANALYTE COUNT

Project: 2020-LI-2448 Incident
Pace Project No.: 92500731

Lab ID	Sample ID	Method	Analysts	Analytes Reported	Laboratory
92500731001	**DUP-1**	MADEP VPH	ACG	6	PAN
		EPA 6010D	SH1	1	PASI-A
		SM 6200B	SAS	63	PASI-C
92500731002	**FB-1**	MADEP VPH	ACG	6	PAN
		EPA 6010D	SH1	1	PASI-A
		SM 6200B	SAS	63	PASI-C
92500731003	**TRIP BLANK**	SM 6200B	SAS	63	PASI-C

PAN = Pace National - Mt. Juliet
PASI-A = Pace Analytical Services - Asheville
PASI-C = Pace Analytical Services - Charlotte

This report shall not be reproduced, except in full,
without the written consent of Pace Analytical Services, LLC.

Pace Analytical Services, LLC
9800 Kincey Ave. Suite 100
Huntersville, NC 28078
(704)875-9092

ANALYTICAL RESULTS

Project: 2020-LI-2448 Incident
Pace Project No.: 92500731

Sample: DUP-1 **Lab ID: 92500731001** Collected: 10/15/20 00:00 Received: 10/15/20 16:40 Matrix: Water

Parameters	Results	Units	Report Limit	DF	Prepared	Analyzed	CAS No.	Qual
MADEPV	Analytical Method: MADEP VPH Preparation Method: MADEPV Pace National - Mt. Juliet							
Aliphatic (C05-C08)	ND	ug/L	100	1	10/18/20 23:52	10/18/20 23:52		
Aliphatic (C09-C12)	ND	ug/L	100	1	10/18/20 23:52	10/18/20 23:52		
Aromatic (C09-C10),Unadjusted	ND	ug/L	100	1	10/18/20 23:52	10/18/20 23:52	TPHC9C10A	
Total VPH	ND	ug/L	100	1	10/18/20 23:52	10/18/20 23:52	VPH	
Surrogates								
2,5-Dibromotoluene (FID)	98.5	%	70.0-130	1	10/18/20 23:52	10/18/20 23:52	615-59-8FID	
2,5-Dibromotoluene (PID)	97.4	%	70.0-130	1	10/18/20 23:52	10/18/20 23:52	615-59-8PID	
6010 MET ICP	Analytical Method: EPA 6010D Preparation Method: EPA 3010A Pace Analytical Services - Asheville							
Lead	ND	ug/L	5.0	1	10/16/20 01:32	10/16/20 17:49	7439-92-1	
6200B MSV	Analytical Method: SM 6200B Pace Analytical Services - Charlotte							
Benzene	ND	ug/L	0.50	1		10/16/20 13:32	71-43-2	
Bromobenzene	ND	ug/L	0.50	1		10/16/20 13:32	108-86-1	
Bromochloromethane	ND	ug/L	0.50	1		10/16/20 13:32	74-97-5	
Bromodichloromethane	ND	ug/L	0.50	1		10/16/20 13:32	75-27-4	
Bromoform	ND	ug/L	0.50	1		10/16/20 13:32	75-25-2	
Bromomethane	ND	ug/L	5.0	1		10/16/20 13:32	74-83-9	
n-Butylbenzene	ND	ug/L	0.50	1		10/16/20 13:32	104-51-8	
sec-Butylbenzene	ND	ug/L	0.50	1		10/16/20 13:32	135-98-8	
tert-Butylbenzene	ND	ug/L	0.50	1		10/16/20 13:32	98-06-6	
Carbon tetrachloride	ND	ug/L	0.50	1		10/16/20 13:32	56-23-5	
Chlorobenzene	ND	ug/L	0.50	1		10/16/20 13:32	108-90-7	
Chloroethane	ND	ug/L	1.0	1		10/16/20 13:32	75-00-3	
Chloroform	ND	ug/L	0.50	1		10/16/20 13:32	67-66-3	
Chloromethane	ND	ug/L	1.0	1		10/16/20 13:32	74-87-3	
2-Chlorotoluene	ND	ug/L	0.50	1		10/16/20 13:32	95-49-8	
4-Chlorotoluene	ND	ug/L	0.50	1		10/16/20 13:32	106-43-4	
1,2-Dibromo-3-chloropropane	ND	ug/L	1.0	1		10/16/20 13:32	96-12-8	
Dibromochloromethane	ND	ug/L	0.50	1		10/16/20 13:32	124-48-1	
1,2-Dibromoethane (EDB)	ND	ug/L	0.50	1		10/16/20 13:32	106-93-4	
Dibromomethane	ND	ug/L	0.50	1		10/16/20 13:32	74-95-3	
1,2-Dichlorobenzene	ND	ug/L	0.50	1		10/16/20 13:32	95-50-1	
1,3-Dichlorobenzene	ND	ug/L	0.50	1		10/16/20 13:32	541-73-1	
1,4-Dichlorobenzene	ND	ug/L	0.50	1		10/16/20 13:32	106-46-7	
Dichlorodifluoromethane	ND	ug/L	0.50	1		10/16/20 13:32	75-71-8	
1,1-Dichloroethane	ND	ug/L	0.50	1		10/16/20 13:32	75-34-3	
1,2-Dichloroethane	ND	ug/L	0.50	1		10/16/20 13:32	107-06-2	
1,1-Dichloroethene	ND	ug/L	0.50	1		10/16/20 13:32	75-35-4	
cis-1,2-Dichloroethene	ND	ug/L	0.50	1		10/16/20 13:32	156-59-2	
trans-1,2-Dichloroethene	ND	ug/L	0.50	1		10/16/20 13:32	156-60-5	
1,2-Dichloropropane	ND	ug/L	0.50	1		10/16/20 13:32	78-87-5	
1,3-Dichloropropane	ND	ug/L	0.50	1		10/16/20 13:32	142-28-9	
2,2-Dichloropropane	ND	ug/L	0.50	1		10/16/20 13:32	594-20-7	

REPORT OF LABORATORY ANALYSIS

This report shall not be reproduced, except in full,
without the written consent of Pace Analytical Services, LLC.

Pace Analytical Services, LLC
9800 Kincey Ave. Suite 100
Huntersville, NC 28078
(704)875-9092

ANALYTICAL RESULTS

Project: 2020-LI-2448 Incident
Pace Project No.: 92500731

Sample: DUP-1 **Lab ID: 92500731001** Collected: 10/15/20 00:00 Received: 10/15/20 16:40 Matrix: Water

Parameters	Results	Units	Report Limit	DF	Prepared	Analyzed	CAS No.	Qual
6200B MSV	Analytical Method: SM 6200B Pace Analytical Services - Charlotte							
1,1-Dichloropropene	ND	ug/L	0.50	1		10/16/20 13:32	563-58-6	
cis-1,3-Dichloropropene	ND	ug/L	0.50	1		10/16/20 13:32	10061-01-5	
trans-1,3-Dichloropropene	ND	ug/L	0.50	1		10/16/20 13:32	10061-02-6	
Diisopropyl ether	ND	ug/L	0.50	1		10/16/20 13:32	108-20-3	
Ethylbenzene	ND	ug/L	0.50	1		10/16/20 13:32	100-41-4	
Hexachloro-1,3-butadiene	ND	ug/L	2.0	1		10/16/20 13:32	87-68-3	
Isopropylbenzene (Cumene)	ND	ug/L	0.50	1		10/16/20 13:32	98-82-8	
Methylene Chloride	ND	ug/L	2.0	1		10/16/20 13:32	75-09-2	
Methyl-tert-butyl ether	ND	ug/L	0.50	1		10/16/20 13:32	1634-04-4	
Naphthalene	ND	ug/L	2.0	1		10/16/20 13:32	91-20-3	
n-Propylbenzene	ND	ug/L	0.50	1		10/16/20 13:32	103-65-1	
Styrene	ND	ug/L	0.50	1		10/16/20 13:32	100-42-5	
1,1,1,2-Tetrachloroethane	ND	ug/L	0.50	1		10/16/20 13:32	630-20-6	
1,1,2,2-Tetrachloroethane	ND	ug/L	0.50	1		10/16/20 13:32	79-34-5	
Tetrachloroethene	ND	ug/L	0.50	1		10/16/20 13:32	127-18-4	
Toluene	ND	ug/L	0.50	1		10/16/20 13:32	108-88-3	
1,2,3-Trichlorobenzene	ND	ug/L	2.0	1		10/16/20 13:32	87-61-6	
1,2,4-Trichlorobenzene	ND	ug/L	2.0	1		10/16/20 13:32	120-82-1	
1,1,1-Trichloroethane	ND	ug/L	0.50	1		10/16/20 13:32	71-55-6	
1,1,2-Trichloroethane	ND	ug/L	0.50	1		10/16/20 13:32	79-00-5	
Trichloroethene	ND	ug/L	0.50	1		10/16/20 13:32	79-01-6	
Trichlorofluoromethane	ND	ug/L	1.0	1		10/16/20 13:32	75-69-4	
1,2,3-Trichloropropane	ND	ug/L	0.50	1		10/16/20 13:32	96-18-4	
1,2,4-Trimethylbenzene	ND	ug/L	0.50	1		10/16/20 13:32	95-63-6	
1,3,5-Trimethylbenzene	ND	ug/L	0.50	1		10/16/20 13:32	108-67-8	
Vinyl chloride	ND	ug/L	1.0	1		10/16/20 13:32	75-01-4	
m&p-Xylene	ND	ug/L	1.0	1		10/16/20 13:32	179601-23-1	
o-Xylene	ND	ug/L	0.50	1		10/16/20 13:32	95-47-6	
Surrogates								
1,2-Dichloroethane-d4 (S)	105	%	70-130	1		10/16/20 13:32	17060-07-0	
4-Bromofluorobenzene (S)	98	%	70-130	1		10/16/20 13:32	460-00-4	
Toluene-d8 (S)	102	%	70-130	1		10/16/20 13:32	2037-26-5	

REPORT OF LABORATORY ANALYSIS

This report shall not be reproduced, except in full,
without the written consent of Pace Analytical Services, LLC.

Pace Analytical Services, LLC
9800 Kincey Ave. Suite 100
Huntersville, NC 28078
(704)875-9092

ANALYTICAL RESULTS

Project: 2020-LI-2448 Incident
Pace Project No.: 92500731

Sample: FB-1 **Lab ID: 92500731002** Collected: 10/15/20 00:00 Received: 10/15/20 16:40 Matrix: Water

Parameters	Results	Units	Report Limit	DF	Prepared	Analyzed	CAS No.	Qual
MADEPV	Analytical Method: MADEP VPH Preparation Method: MADEPV Pace National - Mt. Juliet							
Aliphatic (C05-C08)	ND	ug/L	100	1	10/19/20 00:25	10/19/20 00:25		
Aliphatic (C09-C12)	ND	ug/L	100	1	10/19/20 00:25	10/19/20 00:25		
Aromatic (C09-C10),Unadjusted	ND	ug/L	100	1	10/19/20 00:25	10/19/20 00:25	TPHC9C10A	
Total VPH	ND	ug/L	100	1	10/19/20 00:25	10/19/20 00:25	VPH	
Surrogates								
2,5-Dibromotoluene (FID)	102	%	70.0-130	1	10/19/20 00:25	10/19/20 00:25	615-59-8FID	
2,5-Dibromotoluene (PID)	101	%	70.0-130	1	10/19/20 00:25	10/19/20 00:25	615-59-8PID	
6010 MET ICP	Analytical Method: EPA 6010D Preparation Method: EPA 3010A Pace Analytical Services - Asheville							
Lead	ND	ug/L	5.0	1	10/16/20 01:32	10/16/20 18:06	7439-92-1	
6200B MSV	Analytical Method: SM 6200B Pace Analytical Services - Charlotte							
Benzene	ND	ug/L	0.50	1		10/16/20 10:33	71-43-2	
Bromobenzene	ND	ug/L	0.50	1		10/16/20 10:33	108-86-1	
Bromochloromethane	ND	ug/L	0.50	1		10/16/20 10:33	74-97-5	
Bromodichloromethane	ND	ug/L	0.50	1		10/16/20 10:33	75-27-4	
Bromoform	ND	ug/L	0.50	1		10/16/20 10:33	75-25-2	
Bromomethane	ND	ug/L	5.0	1		10/16/20 10:33	74-83-9	
n-Butylbenzene	ND	ug/L	0.50	1		10/16/20 10:33	104-51-8	
sec-Butylbenzene	ND	ug/L	0.50	1		10/16/20 10:33	135-98-8	
tert-Butylbenzene	ND	ug/L	0.50	1		10/16/20 10:33	98-06-6	
Carbon tetrachloride	ND	ug/L	0.50	1		10/16/20 10:33	56-23-5	
Chlorobenzene	ND	ug/L	0.50	1		10/16/20 10:33	108-90-7	
Chloroethane	ND	ug/L	1.0	1		10/16/20 10:33	75-00-3	
Chloroform	ND	ug/L	0.50	1		10/16/20 10:33	67-66-3	
Chloromethane	ND	ug/L	1.0	1		10/16/20 10:33	74-87-3	
2-Chlorotoluene	ND	ug/L	0.50	1		10/16/20 10:33	95-49-8	
4-Chlorotoluene	ND	ug/L	0.50	1		10/16/20 10:33	106-43-4	
1,2-Dibromo-3-chloropropane	ND	ug/L	1.0	1		10/16/20 10:33	96-12-8	
Dibromochloromethane	ND	ug/L	0.50	1		10/16/20 10:33	124-48-1	
1,2-Dibromoethane (EDB)	ND	ug/L	0.50	1		10/16/20 10:33	106-93-4	
Dibromomethane	ND	ug/L	0.50	1		10/16/20 10:33	74-95-3	
1,2-Dichlorobenzene	ND	ug/L	0.50	1		10/16/20 10:33	95-50-1	
1,3-Dichlorobenzene	ND	ug/L	0.50	1		10/16/20 10:33	541-73-1	
1,4-Dichlorobenzene	ND	ug/L	0.50	1		10/16/20 10:33	106-46-7	
Dichlorodifluoromethane	ND	ug/L	0.50	1		10/16/20 10:33	75-71-8	
1,1-Dichloroethane	ND	ug/L	0.50	1		10/16/20 10:33	75-34-3	
1,2-Dichloroethane	ND	ug/L	0.50	1		10/16/20 10:33	107-06-2	
1,1-Dichloroethene	ND	ug/L	0.50	1		10/16/20 10:33	75-35-4	
cis-1,2-Dichloroethene	ND	ug/L	0.50	1		10/16/20 10:33	156-59-2	
trans-1,2-Dichloroethene	ND	ug/L	0.50	1		10/16/20 10:33	156-60-5	
1,2-Dichloropropane	ND	ug/L	0.50	1		10/16/20 10:33	78-87-5	
1,3-Dichloropropane	ND	ug/L	0.50	1		10/16/20 10:33	142-28-9	
2,2-Dichloropropane	ND	ug/L	0.50	1		10/16/20 10:33	594-20-7	

REPORT OF LABORATORY ANALYSIS

This report shall not be reproduced, except in full,
without the written consent of Pace Analytical Services, LLC.

Pace Analytical Services, LLC
9800 Kincey Ave. Suite 100
Huntersville, NC 28078
(704)875-9092

ANALYTICAL RESULTS

Project: 2020-LI-2448 Incident
Pace Project No.: 92500731

Sample: FB-1 **Lab ID: 92500731002** Collected: 10/15/20 00:00 Received: 10/15/20 16:40 Matrix: Water

Parameters	Results	Units	Report Limit	DF	Prepared	Analyzed	CAS No.	Qual
6200B MSV	Analytical Method: SM 6200B Pace Analytical Services - Charlotte							
1,1-Dichloropropene	ND	ug/L	0.50	1		10/16/20 10:33	563-58-6	
cis-1,3-Dichloropropene	ND	ug/L	0.50	1		10/16/20 10:33	10061-01-5	
trans-1,3-Dichloropropene	ND	ug/L	0.50	1		10/16/20 10:33	10061-02-6	
Diisopropyl ether	ND	ug/L	0.50	1		10/16/20 10:33	108-20-3	
Ethylbenzene	ND	ug/L	0.50	1		10/16/20 10:33	100-41-4	
Hexachloro-1,3-butadiene	ND	ug/L	2.0	1		10/16/20 10:33	87-68-3	
Isopropylbenzene (Cumene)	ND	ug/L	0.50	1		10/16/20 10:33	98-82-8	
Methylene Chloride	ND	ug/L	2.0	1		10/16/20 10:33	75-09-2	
Methyl-tert-butyl ether	ND	ug/L	0.50	1		10/16/20 10:33	1634-04-4	
Naphthalene	ND	ug/L	2.0	1		10/16/20 10:33	91-20-3	
n-Propylbenzene	ND	ug/L	0.50	1		10/16/20 10:33	103-65-1	
Styrene	ND	ug/L	0.50	1		10/16/20 10:33	100-42-5	
1,1,1,2-Tetrachloroethane	ND	ug/L	0.50	1		10/16/20 10:33	630-20-6	
1,1,2,2-Tetrachloroethane	ND	ug/L	0.50	1		10/16/20 10:33	79-34-5	
Tetrachloroethene	ND	ug/L	0.50	1		10/16/20 10:33	127-18-4	
Toluene	ND	ug/L	0.50	1		10/16/20 10:33	108-88-3	
1,2,3-Trichlorobenzene	ND	ug/L	2.0	1		10/16/20 10:33	87-61-6	
1,2,4-Trichlorobenzene	ND	ug/L	2.0	1		10/16/20 10:33	120-82-1	
1,1,1-Trichloroethane	ND	ug/L	0.50	1		10/16/20 10:33	71-55-6	
1,1,2-Trichloroethane	ND	ug/L	0.50	1		10/16/20 10:33	79-00-5	
Trichloroethene	ND	ug/L	0.50	1		10/16/20 10:33	79-01-6	
Trichlorofluoromethane	ND	ug/L	1.0	1		10/16/20 10:33	75-69-4	
1,2,3-Trichloropropane	ND	ug/L	0.50	1		10/16/20 10:33	96-18-4	
1,2,4-Trimethylbenzene	ND	ug/L	0.50	1		10/16/20 10:33	95-63-6	
1,3,5-Trimethylbenzene	ND	ug/L	0.50	1		10/16/20 10:33	108-67-8	
Vinyl chloride	ND	ug/L	1.0	1		10/16/20 10:33	75-01-4	
m&p-Xylene	ND	ug/L	1.0	1		10/16/20 10:33	179601-23-1	
o-Xylene	ND	ug/L	0.50	1		10/16/20 10:33	95-47-6	
Surrogates								
1,2-Dichloroethane-d4 (S)	99	%	70-130	1		10/16/20 10:33	17060-07-0	
4-Bromofluorobenzene (S)	97	%	70-130	1		10/16/20 10:33	460-00-4	
Toluene-d8 (S)	102	%	70-130	1		10/16/20 10:33	2037-26-5	

REPORT OF LABORATORY ANALYSIS

This report shall not be reproduced, except in full,
without the written consent of Pace Analytical Services, LLC.

Pace Analytical Services, LLC
9800 Kincey Ave. Suite 100
Huntersville, NC 28078
(704)875-9092

ANALYTICAL RESULTS

Project: 2020-LI-2448 Incident
Pace Project No.: 92500731

Sample: TRIP BLANK **Lab ID: 92500731003** Collected: 10/15/20 00:00 Received: 10/15/20 16:40 Matrix: Water

Parameters	Results	Units	Report Limit	DF	Prepared	Analyzed	CAS No.	Qual
6200B MSV	Analytical Method: SM 6200B Pace Analytical Services - Charlotte							
Benzene	ND	ug/L	0.50	1		10/16/20 10:51	71-43-2	
Bromobenzene	ND	ug/L	0.50	1		10/16/20 10:51	108-86-1	
Bromochloromethane	ND	ug/L	0.50	1		10/16/20 10:51	74-97-5	
Bromodichloromethane	ND	ug/L	0.50	1		10/16/20 10:51	75-27-4	
Bromoform	ND	ug/L	0.50	1		10/16/20 10:51	75-25-2	
Bromomethane	ND	ug/L	5.0	1		10/16/20 10:51	74-83-9	
n-Butylbenzene	ND	ug/L	0.50	1		10/16/20 10:51	104-51-8	
sec-Butylbenzene	ND	ug/L	0.50	1		10/16/20 10:51	135-98-8	
tert-Butylbenzene	ND	ug/L	0.50	1		10/16/20 10:51	98-06-6	
Carbon tetrachloride	ND	ug/L	0.50	1		10/16/20 10:51	56-23-5	
Chlorobenzene	ND	ug/L	0.50	1		10/16/20 10:51	108-90-7	
Chloroethane	ND	ug/L	1.0	1		10/16/20 10:51	75-00-3	
Chloroform	ND	ug/L	0.50	1		10/16/20 10:51	67-66-3	
Chloromethane	ND	ug/L	1.0	1		10/16/20 10:51	74-87-3	
2-Chlorotoluene	ND	ug/L	0.50	1		10/16/20 10:51	95-49-8	
4-Chlorotoluene	ND	ug/L	0.50	1		10/16/20 10:51	106-43-4	
1,2-Dibromo-3-chloropropane	ND	ug/L	1.0	1		10/16/20 10:51	96-12-8	
Dibromochloromethane	ND	ug/L	0.50	1		10/16/20 10:51	124-48-1	
1,2-Dibromoethane (EDB)	ND	ug/L	0.50	1		10/16/20 10:51	106-93-4	
Dibromomethane	ND	ug/L	0.50	1		10/16/20 10:51	74-95-3	
1,2-Dichlorobenzene	ND	ug/L	0.50	1		10/16/20 10:51	95-50-1	
1,3-Dichlorobenzene	ND	ug/L	0.50	1		10/16/20 10:51	541-73-1	
1,4-Dichlorobenzene	ND	ug/L	0.50	1		10/16/20 10:51	106-46-7	
Dichlorodifluoromethane	ND	ug/L	0.50	1		10/16/20 10:51	75-71-8	
1,1-Dichloroethane	ND	ug/L	0.50	1		10/16/20 10:51	75-34-3	
1,2-Dichloroethane	ND	ug/L	0.50	1		10/16/20 10:51	107-06-2	
1,1-Dichloroethene	ND	ug/L	0.50	1		10/16/20 10:51	75-35-4	
cis-1,2-Dichloroethene	ND	ug/L	0.50	1		10/16/20 10:51	156-59-2	
trans-1,2-Dichloroethene	ND	ug/L	0.50	1		10/16/20 10:51	156-60-5	
1,2-Dichloropropane	ND	ug/L	0.50	1		10/16/20 10:51	78-87-5	
1,3-Dichloropropane	ND	ug/L	0.50	1		10/16/20 10:51	142-28-9	
2,2-Dichloropropane	ND	ug/L	0.50	1		10/16/20 10:51	594-20-7	
1,1-Dichloropropene	ND	ug/L	0.50	1		10/16/20 10:51	563-58-6	
cis-1,3-Dichloropropene	ND	ug/L	0.50	1		10/16/20 10:51	10061-01-5	
trans-1,3-Dichloropropene	ND	ug/L	0.50	1		10/16/20 10:51	10061-02-6	
Diisopropyl ether	ND	ug/L	0.50	1		10/16/20 10:51	108-20-3	
Ethylbenzene	ND	ug/L	0.50	1		10/16/20 10:51	100-41-4	
Hexachloro-1,3-butadiene	ND	ug/L	2.0	1		10/16/20 10:51	87-68-3	
Isopropylbenzene (Cumene)	ND	ug/L	0.50	1		10/16/20 10:51	98-82-8	
Methylene Chloride	ND	ug/L	2.0	1		10/16/20 10:51	75-09-2	
Methyl-tert-butyl ether	ND	ug/L	0.50	1		10/16/20 10:51	1634-04-4	
Naphthalene	ND	ug/L	2.0	1		10/16/20 10:51	91-20-3	
n-Propylbenzene	ND	ug/L	0.50	1		10/16/20 10:51	103-65-1	
Styrene	ND	ug/L	0.50	1		10/16/20 10:51	100-42-5	
1,1,1,2-Tetrachloroethane	ND	ug/L	0.50	1		10/16/20 10:51	630-20-6	
1,1,2,2-Tetrachloroethane	ND	ug/L	0.50	1		10/16/20 10:51	79-34-5	

REPORT OF LABORATORY ANALYSIS

This report shall not be reproduced, except in full,
without the written consent of Pace Analytical Services, LLC.

Pace Analytical Services, LLC
9800 Kincey Ave. Suite 100
Huntersville, NC 28078
(704)875-9092

ANALYTICAL RESULTS

Project: 2020-LI-2448 Incident
Pace Project No.: 92500731

Sample: TRIP BLANK **Lab ID: 92500731003** Collected: 10/15/20 00:00 Received: 10/15/20 16:40 Matrix: Water

Parameters	Results	Units	Report Limit	DF	Prepared	Analyzed	CAS No.	Qual
6200B MSV	Analytical Method: SM 6200B Pace Analytical Services - Charlotte							
Tetrachloroethene	ND	ug/L	0.50	1		10/16/20 10:51	127-18-4	
Toluene	ND	ug/L	0.50	1		10/16/20 10:51	108-88-3	
1,2,3-Trichlorobenzene	ND	ug/L	2.0	1		10/16/20 10:51	87-61-6	
1,2,4-Trichlorobenzene	ND	ug/L	2.0	1		10/16/20 10:51	120-82-1	
1,1,1-Trichloroethane	ND	ug/L	0.50	1		10/16/20 10:51	71-55-6	
1,1,2-Trichloroethane	ND	ug/L	0.50	1		10/16/20 10:51	79-00-5	
Trichloroethene	ND	ug/L	0.50	1		10/16/20 10:51	79-01-6	
Trichlorofluoromethane	ND	ug/L	1.0	1		10/16/20 10:51	75-69-4	
1,2,3-Trichloropropane	ND	ug/L	0.50	1		10/16/20 10:51	96-18-4	
1,2,4-Trimethylbenzene	ND	ug/L	0.50	1		10/16/20 10:51	95-63-6	
1,3,5-Trimethylbenzene	ND	ug/L	0.50	1		10/16/20 10:51	108-67-8	
Vinyl chloride	ND	ug/L	1.0	1		10/16/20 10:51	75-01-4	
m&p-Xylene	ND	ug/L	1.0	1		10/16/20 10:51	179601-23-1	
o-Xylene	ND	ug/L	0.50	1		10/16/20 10:51	95-47-6	
Surrogates								
1,2-Dichloroethane-d4 (S)	101	%	70-130	1		10/16/20 10:51	17060-07-0	
4-Bromofluorobenzene (S)	97	%	70-130	1		10/16/20 10:51	460-00-4	
Toluene-d8 (S)	100	%	70-130	1		10/16/20 10:51	2037-26-5	

REPORT OF LABORATORY ANALYSIS

This report shall not be reproduced, except in full,
without the written consent of Pace Analytical Services, LLC.

Pace Analytical Services, LLC
9800 Kincey Ave. Suite 100
Huntersville, NC 28078
(704)875-9092

QUALITY CONTROL DATA

Project: 2020-LI-2448 Incident
Pace Project No.: 92500731

QC Batch: 1561311
QC Batch Method: MADEPV
Analysis Method: MADEP VPH
Analysis Description: MADEPV
Laboratory: Pace National - Mt. Juliet
Associated Lab Samples: 92500731001, 92500731002

METHOD BLANK: R3582896-2 Matrix: Water
Associated Lab Samples: 92500731001, 92500731002

Parameter	Units	Blank Result	Reporting Limit	Analyzed	Qualifiers
Aliphatic (C05-C08)	ug/L	ND	100	10/18/20 14:37	
Aliphatic (C09-C12)	ug/L	ND	100	10/18/20 14:37	
Aromatic (C09-C10),Unadjusted	ug/L	ND	100	10/18/20 14:37	
Total VPH	ug/L	ND	100	10/18/20 14:37	
2,5-Dibromotoluene (FID)	%	105	70.0-130	10/18/20 14:37	
2,5-Dibromotoluene (PID)	%	105	70.0-130	10/18/20 14:37	

LABORATORY CONTROL SAMPLE & LCSD: R3582896-1 R3582896-3

Parameter	Units	Spike Conc.	LCS Result	LCSD Result	LCS % Rec	LCSD % Rec	% Rec Limits	RPD	Max RPD	Qualifiers
Aliphatic (C05-C08)	ug/L	1200	909	968	75.7	80.7	70.0-130	6.29	25	
Aliphatic (C09-C12)	ug/L	1400	1270	1220	90.7	87.1	70.0-130	4.02	25	
Aromatic (C09-C10),Unadjusted	ug/L	200	206	188	103	94.0	70.0-130	9.14	25	
Total VPH	ug/L	2800	2390	2380	85.4	85.0	70.0-130	0.419	25	
2,5-Dibromotoluene (FID)	%				105	102	70.0-130			
2,5-Dibromotoluene (PID)	%				108	102	70.0-130			

Results presented on this page are in the units indicated by the "Units" column except where an alternate unit is presented to the right of the result.

REPORT OF LABORATORY ANALYSIS

This report shall not be reproduced, except in full,
without the written consent of Pace Analytical Services, LLC.

Pace Analytical Services, LLC
9800 Kincey Ave. Suite 100
Huntersville, NC 28078
(704)875-9092

QUALITY CONTROL DATA

Project: 2020-LI-2448 Incident
Pace Project No.: 92500731

QC Batch: 573658
QC Batch Method: EPA 3010A
Analysis Method: EPA 6010D
Analysis Description: 6010 MET
Laboratory: Pace Analytical Services - Asheville
Associated Lab Samples: 92500731001, 92500731002

METHOD BLANK: 3037353 Matrix: Water
Associated Lab Samples: 92500731001, 92500731002

Parameter	Units	Blank Result	Reporting Limit	Analyzed	Qualifiers
Lead	ug/L	ND	5.0	10/16/20 17:00	

LABORATORY CONTROL SAMPLE: 3037354

Parameter	Units	Spike Conc.	LCS Result	LCS % Rec	% Rec Limits	Qualifiers
Lead	ug/L	500	462	92	80-120	

MATRIX SPIKE & MATRIX SPIKE DUPLICATE: 3037355 3037356

Parameter	Units	92500718001 Result	MS Spike Conc.	MSD Spike Conc.	MS Result	MSD Result	MS % Rec	MSD % Rec	% Rec Limits	RPD	Qual
Lead	ug/L	ND	500	500	483	493	97	99	75-125	2	

Results presented on this page are in the units indicated by the "Units" column except where an alternate unit is presented to the right of the result.

REPORT OF LABORATORY ANALYSIS

This report shall not be reproduced, except in full,
without the written consent of Pace Analytical Services, LLC.

Pace Analytical Services, LLC
9800 Kincey Ave. Suite 100
Huntersville, NC 28078
(704)875-9092

QUALITY CONTROL DATA

Project: 2020-LI-2448 Incident
Pace Project No.: 92500731

QC Batch: 573734 | Analysis Method: SM 6200B
QC Batch Method: SM 6200B | Analysis Description: 6200B MSV
Laboratory: Pace Analytical Services - Charlotte
Associated Lab Samples: 92500731001, 92500731002, 92500731003

METHOD BLANK: 3037502 Matrix: Water
Associated Lab Samples: 92500731001, 92500731002, 92500731003

Parameter	Units	Blank Result	Reporting Limit	Analyzed	Qualifiers
1,1,1,2-Tetrachloroethane	ug/L	ND	0.50	10/16/20 10:15	
1,1,1-Trichloroethane	ug/L	ND	0.50	10/16/20 10:15	
1,1,2,2-Tetrachloroethane	ug/L	ND	0.50	10/16/20 10:15	
1,1,2-Trichloroethane	ug/L	ND	0.50	10/16/20 10:15	
1,1-Dichloroethane	ug/L	ND	0.50	10/16/20 10:15	
1,1-Dichloroethene	ug/L	ND	0.50	10/16/20 10:15	
1,1-Dichloropropene	ug/L	ND	0.50	10/16/20 10:15	
1,2,3-Trichlorobenzene	ug/L	ND	2.0	10/16/20 10:15	
1,2,3-Trichloropropane	ug/L	ND	0.50	10/16/20 10:15	
1,2,4-Trichlorobenzene	ug/L	ND	2.0	10/16/20 10:15	
1,2,4-Trimethylbenzene	ug/L	ND	0.50	10/16/20 10:15	
1,2-Dibromo-3-chloropropane	ug/L	ND	1.0	10/16/20 10:15	
1,2-Dibromoethane (EDB)	ug/L	ND	0.50	10/16/20 10:15	
1,2-Dichlorobenzene	ug/L	ND	0.50	10/16/20 10:15	
1,2-Dichloroethane	ug/L	ND	0.50	10/16/20 10:15	
1,2-Dichloropropane	ug/L	ND	0.50	10/16/20 10:15	
1,3,5-Trimethylbenzene	ug/L	ND	0.50	10/16/20 10:15	
1,3-Dichlorobenzene	ug/L	ND	0.50	10/16/20 10:15	
1,3-Dichloropropane	ug/L	ND	0.50	10/16/20 10:15	
1,4-Dichlorobenzene	ug/L	ND	0.50	10/16/20 10:15	
2,2-Dichloropropane	ug/L	ND	0.50	10/16/20 10:15	
2-Chlorotoluene	ug/L	ND	0.50	10/16/20 10:15	
4-Chlorotoluene	ug/L	ND	0.50	10/16/20 10:15	
Benzene	ug/L	ND	0.50	10/16/20 10:15	
Bromobenzene	ug/L	ND	0.50	10/16/20 10:15	
Bromochloromethane	ug/L	ND	0.50	10/16/20 10:15	
Bromodichloromethane	ug/L	ND	0.50	10/16/20 10:15	
Bromoform	ug/L	ND	0.50	10/16/20 10:15	
Bromomethane	ug/L	ND	5.0	10/16/20 10:15	
Carbon tetrachloride	ug/L	ND	0.50	10/16/20 10:15	
Chlorobenzene	ug/L	ND	0.50	10/16/20 10:15	
Chloroethane	ug/L	ND	1.0	10/16/20 10:15	
Chloroform	ug/L	ND	0.50	10/16/20 10:15	
Chloromethane	ug/L	ND	1.0	10/16/20 10:15	
cis-1,2-Dichloroethene	ug/L	ND	0.50	10/16/20 10:15	
cis-1,3-Dichloropropene	ug/L	ND	0.50	10/16/20 10:15	
Dibromochloromethane	ug/L	ND	0.50	10/16/20 10:15	
Dibromomethane	ug/L	ND	0.50	10/16/20 10:15	
Dichlorodifluoromethane	ug/L	ND	0.50	10/16/20 10:15	
Diisopropyl ether	ug/L	ND	0.50	10/16/20 10:15	

Results presented on this page are in the units indicated by the "Units" column except where an alternate unit is presented to the right of the result.

REPORT OF LABORATORY ANALYSIS

This report shall not be reproduced, except in full,
without the written consent of Pace Analytical Services, LLC.

Pace Analytical Services, LLC
9800 Kincey Ave. Suite 100
Huntersville, NC 28078
(704)875-9092

QUALITY CONTROL DATA

Project: 2020-LI-2448 Incident
Pace Project No.: 92500731

METHOD BLANK: 3037502 Matrix: Water
Associated Lab Samples: 92500731001, 92500731002, 92500731003

Parameter	Units	Blank Result	Reporting Limit	Analyzed	Qualifiers
Ethylbenzene	ug/L	ND	0.50	10/16/20 10:15	
Hexachloro-1,3-butadiene	ug/L	ND	2.0	10/16/20 10:15	
Isopropylbenzene (Cumene)	ug/L	ND	0.50	10/16/20 10:15	
m&p-Xylene	ug/L	ND	1.0	10/16/20 10:15	
Methyl-tert-butyl ether	ug/L	ND	0.50	10/16/20 10:15	
Methylene Chloride	ug/L	ND	2.0	10/16/20 10:15	
n-Butylbenzene	ug/L	ND	0.50	10/16/20 10:15	
n-Propylbenzene	ug/L	ND	0.50	10/16/20 10:15	
Naphthalene	ug/L	ND	2.0	10/16/20 10:15	
o-Xylene	ug/L	ND	0.50	10/16/20 10:15	
sec-Butylbenzene	ug/L	ND	0.50	10/16/20 10:15	
Styrene	ug/L	ND	0.50	10/16/20 10:15	
tert-Butylbenzene	ug/L	ND	0.50	10/16/20 10:15	
Tetrachloroethene	ug/L	ND	0.50	10/16/20 10:15	
Toluene	ug/L	ND	0.50	10/16/20 10:15	
trans-1,2-Dichloroethene	ug/L	ND	0.50	10/16/20 10:15	
trans-1,3-Dichloropropene	ug/L	ND	0.50	10/16/20 10:15	
Trichloroethene	ug/L	ND	0.50	10/16/20 10:15	
Trichlorofluoromethane	ug/L	ND	1.0	10/16/20 10:15	
Vinyl chloride	ug/L	ND	1.0	10/16/20 10:15	
1,2-Dichloroethane-d4 (S)	%	101	70-130	10/16/20 10:15	
4-Bromofluorobenzene (S)	%	98	70-130	10/16/20 10:15	
Toluene-d8 (S)	%	99	70-130	10/16/20 10:15	

LABORATORY CONTROL SAMPLE: 3037503

Parameter	Units	Spike Conc.	LCS Result	LCS % Rec	% Rec Limits	Qualifiers
1,1,1,2-Tetrachloroethane	ug/L	50	52.6	105	60-140	
1,1,1-Trichloroethane	ug/L	50	55.3	111	60-140	
1,1,2,2-Tetrachloroethane	ug/L	50	50.4	101	60-140	
1,1,2-Trichloroethane	ug/L	50	52.3	105	60-140	
1,1-Dichloroethane	ug/L	50	53.9	108	60-140	
1,1-Dichloroethene	ug/L	50	55.3	111	60-140	
1,1-Dichloropropene	ug/L	50	54.4	109	60-140	
1,2,3-Trichlorobenzene	ug/L	50	53.1	106	60-140	
1,2,3-Trichloropropane	ug/L	50	51.2	102	60-140	
1,2,4-Trichlorobenzene	ug/L	50	55.7	111	60-140	
1,2,4-Trimethylbenzene	ug/L	50	51.7	103	60-140	
1,2-Dibromo-3-chloropropane	ug/L	50	54.7	109	60-140	
1,2-Dibromoethane (EDB)	ug/L	50	53.6	107	60-140	
1,2-Dichlorobenzene	ug/L	50	51.6	103	60-140	
1,2-Dichloroethane	ug/L	50	47.7	95	60-140	
1,2-Dichloropropane	ug/L	50	53.7	107	60-140	
1,3,5-Trimethylbenzene	ug/L	50	51.6	103	60-140	

Results presented on this page are in the units indicated by the "Units" column except where an alternate unit is presented to the right of the result.

REPORT OF LABORATORY ANALYSIS

This report shall not be reproduced, except in full,
without the written consent of Pace Analytical Services, LLC.

Pace Analytical Services, LLC
9800 Kincey Ave. Suite 100
Huntersville, NC 28078
(704)875-9092

QUALITY CONTROL DATA

Project: 2020-LI-2448 Incident
Pace Project No.: 92500731

LABORATORY CONTROL SAMPLE: 3037503

Parameter	Units	Spike Conc.	LCS Result	LCS % Rec	% Rec Limits	Qualifiers
1,3-Dichlorobenzene	ug/L	50	52.2	104	60-140	
1,3-Dichloropropane	ug/L	50	53.0	106	60-140	
1,4-Dichlorobenzene	ug/L	50	51.5	103	60-140	
2,2-Dichloropropane	ug/L	50	55.3	111	60-140	
2-Chlorotoluene	ug/L	50	52.2	104	60-140	
4-Chlorotoluene	ug/L	50	51.4	103	60-140	
Benzene	ug/L	50	52.9	106	60-140	
Bromobenzene	ug/L	50	49.9	100	60-140	
Bromochloromethane	ug/L	50	53.3	107	60-140	
Bromodichloromethane	ug/L	50	52.4	105	60-140	
Bromoform	ug/L	50	50.7	101	60-140	
Bromomethane	ug/L	50	52.1	104	60-140	
Carbon tetrachloride	ug/L	50	53.1	106	60-140	
Chlorobenzene	ug/L	50	52.1	104	60-140	
Chloroethane	ug/L	50	42.7	85	60-140	
Chloroform	ug/L	50	53.0	106	60-140	
Chloromethane	ug/L	50	45.9	92	60-140	
cis-1,2-Dichloroethene	ug/L	50	52.5	105	60-140	
cis-1,3-Dichloropropene	ug/L	50	55.1	110	60-140	
Dibromochloromethane	ug/L	50	55.2	110	60-140	
Dibromomethane	ug/L	50	55.1	110	60-140	
Dichlorodifluoromethane	ug/L	50	48.6	97	60-140	
Diisopropyl ether	ug/L	50	51.5	103	60-140	
Ethylbenzene	ug/L	50	51.0	102	60-140	
Hexachloro-1,3-butadiene	ug/L	50	52.8	106	60-140	
Isopropylbenzene (Cumene)	ug/L	50	53.3	107	60-140	
m&p-Xylene	ug/L	100	104	104	60-140	
Methyl-tert-butyl ether	ug/L	50	52.5	105	60-140	
Methylene Chloride	ug/L	50	51.0	102	60-140	
n-Butylbenzene	ug/L	50	55.3	111	60-140	
n-Propylbenzene	ug/L	50	51.8	104	60-140	
Naphthalene	ug/L	50	55.0	110	60-140	
o-Xylene	ug/L	50	52.9	106	60-140	
sec-Butylbenzene	ug/L	50	52.1	104	60-140	
Styrene	ug/L	50	53.5	107	60-140	
tert-Butylbenzene	ug/L	50	44.3	89	60-140	
Tetrachloroethene	ug/L	50	51.2	102	60-140	
Toluene	ug/L	50	52.6	105	60-140	
trans-1,2-Dichloroethene	ug/L	50	54.2	108	60-140	
trans-1,3-Dichloropropene	ug/L	50	54.9	110	60-140	
Trichloroethene	ug/L	50	54.1	108	60-140	
Trichlorofluoromethane	ug/L	50	46.0	92	60-140	
Vinyl chloride	ug/L	50	48.6	97	60-140	
1,2-Dichloroethane-d4 (S)	%			98	70-130	
4-Bromofluorobenzene (S)	%			101	70-130	
Toluene-d8 (S)	%			100	70-130	

Results presented on this page are in the units indicated by the "Units" column except where an alternate unit is presented to the right of the result.

REPORT OF LABORATORY ANALYSIS

This report shall not be reproduced, except in full,
without the written consent of Pace Analytical Services, LLC.

Pace Analytical Services, LLC
9800 Kincey Ave. Suite 100
Huntersville, NC 28078
(704)875-9092

QUALITY CONTROL DATA

Project: 2020-LI-2448 Incident
Pace Project No.: 92500731

MATRIX SPIKE & MATRIX SPIKE DUPLICATE: 3037504 3037505

Parameter	Units	92499844011 Result	MS Spike Conc.	MSD Spike Conc.	MS Result	MSD Result	MS % Rec	MSD % Rec	% Rec Limits	RPD	Qual
1,1,1,2-Tetrachloroethane	ug/L	ND	200	200	204	207	102	104	60-140	1	
1,1,1-Trichloroethane	ug/L	ND	200	200	218	215	109	107	60-140	2	
1,1,2,2-Tetrachloroethane	ug/L	ND	200	200	193	202	96	101	60-140	5	
1,1,2-Trichloroethane	ug/L	ND	200	200	191	211	96	105	60-140	10	
1,1-Dichloroethane	ug/L	ND	200	200	205	205	102	102	60-140	0	
1,1-Dichloroethene	ug/L	ND	200	200	210	210	105	105	60-140	0	
1,1-Dichloropropene	ug/L	ND	200	200	234	237	117	119	60-140	2	
1,2,3-Trichlorobenzene	ug/L	ND	200	200	198	199	99	100	60-140	1	
1,2,3-Trichloropropane	ug/L	ND	200	200	196	198	98	99	60-140	1	
1,2,4-Trichlorobenzene	ug/L	ND	200	200	198	211	99	106	60-140	7	
1,2,4-Trimethylbenzene	ug/L	1010	200	200	1230	1270	110	131	60-140	3	
1,2-Dibromo-3-chloropropane	ug/L	ND	200	200	196	209	98	104	60-140	6	
1,2-Dibromoethane (EDB)	ug/L	ND	200	200	198	204	99	102	60-140	3	
1,2-Dichlorobenzene	ug/L	ND	200	200	183	198	91	99	60-140	8	
1,2-Dichloroethane	ug/L	7.3	200	200	178	182	85	87	60-140	2	
1,2-Dichloropropane	ug/L	ND	200	200	219	224	109	112	60-140	2	
1,3,5-Trimethylbenzene	ug/L	ND	200	200	519	542	260	271	60-140	4	M1
1,3-Dichlorobenzene	ug/L	ND	200	200	182	197	91	99	60-140	8	
1,3-Dichloropropane	ug/L	ND	200	200	208	218	104	109	60-140	5	
1,4-Dichlorobenzene	ug/L	ND	200	200	190	198	95	99	60-140	4	
2,2-Dichloropropane	ug/L	ND	200	200	242	236	121	118	60-140	3	
2-Chlorotoluene	ug/L	ND	200	200	208	217	104	109	60-140	4	
4-Chlorotoluene	ug/L	ND	200	200	197	209	99	105	60-140	6	
Benzene	ug/L	110	200	200	324	330	107	110	60-140	2	
Bromobenzene	ug/L	ND	200	200	196	201	98	101	60-140	3	
Bromochloromethane	ug/L	ND	200	200	194	200	97	100	60-140	3	
Bromodichloromethane	ug/L	ND	200	200	185	188	92	94	60-140	2	
Bromoform	ug/L	ND	200	200	163	162	82	81	60-140	1	
Bromomethane	ug/L	ND	200	200	229	233	115	116	60-140	1	
Carbon tetrachloride	ug/L	ND	200	200	217	216	109	108	60-140	1	
Chlorobenzene	ug/L	ND	200	200	206	206	103	103	60-140	0	
Chloroethane	ug/L	ND	200	200	209	201	105	100	60-140	4	
Chloroform	ug/L	ND	200	200	203	207	101	104	60-140	2	
Chloromethane	ug/L	ND	200	200	167	173	83	87	60-140	4	
cis-1,2-Dichloroethene	ug/L	ND	200	200	198	193	99	97	60-140	2	
cis-1,3-Dichloropropene	ug/L	ND	200	200	213	221	106	110	60-140	4	
Dibromochloromethane	ug/L	ND	200	200	209	213	104	106	60-140	2	
Dibromomethane	ug/L	ND	200	200	197	211	98	106	60-140	7	
Dichlorodifluoromethane	ug/L	ND	200	200	160	161	80	80	60-140	0	
Diisopropyl ether	ug/L	ND	200	200	176	177	88	88	60-140	0	
Ethylbenzene	ug/L	641	200	200	854	871	107	115	60-140	2	
Hexachloro-1,3-butadiene	ug/L	ND	200	200	233	239	116	120	60-140	3	
Isopropylbenzene (Cumene)	ug/L	39.7	200	200	238	245	99	103	60-140	3	
m&p-Xylene	ug/L	2510	400	400	3090	3120	144	152	60-140	1	M1
Methyl-tert-butyl ether	ug/L	340	200	200	532	532	96	96	60-140	0	
Methylene Chloride	ug/L	ND	200	200	168	162	84	81	60-140	4	

Results presented on this page are in the units indicated by the "Units" column except where an alternate unit is presented to the right of the result.

REPORT OF LABORATORY ANALYSIS

This report shall not be reproduced, except in full,
without the written consent of Pace Analytical Services, LLC.

Pace Analytical Services, LLC
9800 Kincey Ave. Suite 100
Huntersville, NC 28078
(704)875-9092

QUALITY CONTROL DATA

Project: 2020-LI-2448 Incident
Pace Project No.: 92500731

MATRIX SPIKE & MATRIX SPIKE DUPLICATE: 3037504 3037505

Parameter	Units	92499844011 Result	MS Spike Conc.	MSD Spike Conc.	MS Result	MSD Result	MS % Rec	MSD % Rec	% Rec Limits	RPD	Qual
n-Butylbenzene	ug/L	ND	200	200	246	251	123	125	60-140	2	
n-Propylbenzene	ug/L	ND	200	200	299	302	150	151	60-140	1	M1
Naphthalene	ug/L	279	200	200	466	488	94	105	60-140	5	
o-Xylene	ug/L	1160	200	200	1360	1400	103	122	60-140	3	
sec-Butylbenzene	ug/L	ND	200	200	208	213	104	107	60-140	3	
Styrene	ug/L	ND	200	200	206	208	103	104	60-140	1	
tert-Butylbenzene	ug/L	ND	200	200	177	178	89	89	60-140	0	
Tetrachloroethene	ug/L	ND	200	200	199	210	100	105	60-140	5	
Toluene	ug/L	506	200	200	692	706	93	100	60-140	2	
trans-1,2-Dichloroethene	ug/L	ND	200	200	210	205	105	102	60-140	2	
trans-1,3-Dichloropropene	ug/L	ND	200	200	210	204	105	102	60-140	3	
Trichloroethene	ug/L	ND	200	200	215	215	107	108	60-140	0	
Trichlorofluoromethane	ug/L	ND	200	200	193	191	97	95	60-140	1	
Vinyl chloride	ug/L	ND	200	200	181	182	90	91	60-140	0	
1,2-Dichloroethane-d4 (S)	%						92	90	70-130		
4-Bromofluorobenzene (S)	%						101	100	70-130		
Toluene-d8 (S)	%						98	97	70-130		

Results presented on this page are in the units indicated by the "Units" column except where an alternate unit is presented to the right of the result.

REPORT OF LABORATORY ANALYSIS

This report shall not be reproduced, except in full,
without the written consent of Pace Analytical Services, LLC.

Pace Analytical Services, LLC
9800 Kincey Ave. Suite 100
Huntersville, NC 28078
(704)875-9092

QUALIFIERS

Project: 2020-LI-2448 Incident
Pace Project No.: 92500731

DEFINITIONS

DF - Dilution Factor, if reported, represents the factor applied to the reported data due to dilution of the sample aliquot.

ND - Not Detected at or above adjusted reporting limit.

TNTC - Too Numerous To Count

J - Estimated concentration above the adjusted method detection limit and below the adjusted reporting limit.

MDL - Adjusted Method Detection Limit.

PQL - Practical Quantitation Limit.

RL - Reporting Limit - The lowest concentration value that meets project requirements for quantitative data with known precision and bias for a specific analyte in a specific matrix.

S - Surrogate

1,2-Diphenylhydrazine decomposes to and cannot be separated from Azobenzene using Method 8270. The result for each analyte is a combined concentration.

Consistent with EPA guidelines, unrounded data are displayed and have been used to calculate % recovery and RPD values.

LCS(D) - Laboratory Control Sample (Duplicate)

MS(D) - Matrix Spike (Duplicate)

DUP - Sample Duplicate

RPD - Relative Percent Difference

NC - Not Calculable.

SG - Silica Gel - Clean-Up

U - Indicates the compound was analyzed for, but not detected.

Acid preservation may not be appropriate for 2 Chloroethylvinyl ether.

A separate vial preserved to a pH of 4-5 is recommended in SW846 Chapter 4 for the analysis of Acrolein and Acrylonitrile by EPA Method 8260.

N-Nitrosodiphenylamine decomposes and cannot be separated from Diphenylamine using Method 8270. The result reported for each analyte is a combined concentration.

Pace Analytical is TNI accredited. Contact your Pace PM for the current list of accredited analytes.

TNI - The NELAC Institute.

ANALYTE QUALIFIERS

M1 Matrix spike recovery exceeded QC limits. Batch accepted based on laboratory control sample (LCS) recovery.

This report shall not be reproduced, except in full,
without the written consent of Pace Analytical Services, LLC.

Pace Analytical Services, LLC
9800 Kincey Ave. Suite 100
Huntersville, NC 28078
(704)875-9092

QUALITY CONTROL DATA CROSS REFERENCE TABLE

Project: 2020-LI-2448 Incident
Pace Project No.: 92500731

Lab ID	Sample ID	QC Batch Method	QC Batch	Analytical Method	Analytical Batch
92500731001	**DUP-1**	MADEPV	1561311	MADEP VPH	1561311
92500731002	**FB-1**	MADEPV	1561311	MADEP VPH	1561311
92500731001	**DUP-1**	EPA 3010A	573658	EPA 6010D	573678
92500731002	**FB-1**	EPA 3010A	573658	EPA 6010D	573678
92500731001	**DUP-1**	SM 6200B	573734		
92500731002	**FB-1**	SM 6200B	573734		
92500731003	**TRIP BLANK**	SM 6200B	573734		

This report shall not be reproduced, except in full,
without the written consent of Pace Analytical Services, LLC.

Pace Analytical®

CHAIN-OF-CUSTODY Analytical Request Document

Chain-of-Custody is a LEGAL DOCUMENT - Complete all relevent fields

LAB USE ONLY- Affix Workorder/Login Label Here or Use Workorder Number or

WO# : 92500731

92500731

ONLY

Company: Apex Companies	Billing Information:
Address:	
Report To: Andrew Street	Email To: Andrew.Street@apexcos.com
Copy To:	Site Collection Info/Address:
Customer Project Name/Number: 2020-L1-2448 Incident	State: NC / County/City: Huntersville / Time Zone Collected: [ ] PT [ ] MT [ ] CT [ ] ET
Phone: / Email:	Site/Facility ID #: / Compliance Monitoring? [ ] Yes [ ] No
Collected By (print): Naomi Fretz	Purchase Order #: / Quote #: / DW PWS ID #: / DW Location Code:
Collected By (signature): Naomi Fretz	Turnaround Date Required: ASAP / Immediately Packed on Ice: [ ] Yes [ ] No
Sample Disposal: [ ] Dispose as appropriate [ ] Return [ ] Archive: ____ [ ] Hold: ____	Rush: [ ] Same Day [ ] Next Day [ ] 2 Day [ ] 3 Day [ ] 4 Day [ ] 5 Day (Expedite Charges Apply) / Field Filtered (if applicable): [ ] Yes [ ] No / Analysis: ____

** Preservative Types: (1) nitric acid, (2) sulfuric acid, (3) hydrochloric acid, (4) sodium hydroxide, (5) zinc acetate, (6) methanol, (7) sodium bisulfate, (8) sodium thiosulfate, (9) hexane, (A) ascorbic acid, (B) ammonium sulfate, (C) ammonium hydroxide, (D) TSP, (U) Unpreserved, (O) Other ____

* Matrix Codes (Insert in Matrix box below): Drinking Water (DW), Ground Water (GW), Wastewater (WW), Product (P), Soil/Solid (SL), Oil (OL), Wipe (WP), Air (AR), Tissue (TS), Bioassay (B), Vapor (V), Other (OT)

Analyses

Customer Sample ID	Matrix *	Comp / Grab	Collected (or Composite Start) Date	Collected (or Composite Start) Time	Composite End Date	Composite End Time	Res Cl	# of Ctns	VOCs 6200B	MADEP VPH	Lead								Lab Sample # / Comments
DUP-1	DW	G	10-15-20	-				8	X	X	X								92500731 001
FB-1	OT	G	↓	-				8	X	X	X								002
Trip Blank	OT	G	↓	-				2	X										003

Lab Profile/Line:

Lab Sample Receipt Checklist:

Custody Seals Present/Intact	Y N NA
Custody Signatures Present	Y N NA
Collector Signature Present	Y N NA
Bottles Intact	Y N NA
Correct Bottles	Y N NA
Sufficient Volume	Y N NA
Samples Received on Ice	Y N NA
VOA - Headspace Acceptable	Y N NA
USDA Regulated Soils	Y N NA
Samples in Holding Time	Y N NA
Residual Chlorine Present	Y N NA
Cl Strips: ____	
Sample pH Acceptable	Y N NA
pH Strips: ____	
Sulfide Present	Y N NA
Lead Acetate Strips: ____	

LAB USE ONLY:
Lab Sample # / Comments:

Customer Remarks / Special Conditions / Possible Hazards:

Type of Ice Used: Wet Blue Dry None

Packing Material Used:

Radchem sample(s) screened (<500 cpm): Y N NA

SHORT HOLDS PRESENT (<72 hours): Y N N/A

Lab Tracking #: 2343478

Samples received via: FEDEX UPS Client Courier Pace Courier

Lab Sample Temperature Info:
Temp Blank Received: Y N NA
Therm ID#: 82701
Cooler 1 Temp Upon Receipt: 3.3 oC
Cooler 1 Therm Corr. Factor: 0 oC
Cooler 1 Corrected Temp: 3.7 oC
Comments:

Relinquished by/Company: (Signature)	Date/Time:	Received by/Company: (Signature)	Date/Time:
Naomi Fretz / Apex	10-15-20 1640	Erick Hewson / Pace HVL	10/15/20 1640
Relinquished by/Company: (Signature)	Date/Time:	Received by/Company: (Signature)	Date/Time:
Relinquished by/Company: (Signature)	Date/Time:	Received by/Company: (Signature)	Date/Time:

MTJL LAB USE ONLY
Table #:
Acctnum:
Template:
Prelogin:
PM:
PB:

Trip Blank Received: Y N NA
HCL MeOH TSP Other

Non Conformance(s): YES / NO

Page: ____ of: ____

Pace Analytical Services, LLC
9800 Kincey Ave. Suite 100
Huntersville, NC 28078
(704)875-9092

September 29, 2020

Alex Testoff
Montrose Environmental Group, Inc.
400 Northridge Rd.
Suite 400
Atlanta, GA 30350

RE: Project: Colonial Northstone (9/24)
Pace Project No.: 92497293

Dear Alex Testoff:

Enclosed are the analytical results for sample(s) received by the laboratory on September 24, 2020. The results relate only to the samples included in this report. Results reported herein conform to the applicable TNI/NELAC Standards and the laboratory's Quality Manual, where applicable, unless otherwise noted in the body of the report.

The test results provided in this final report were generated by each of the following laboratories within the Pace Network:

- Pace Analytical Services - Charlotte

If you have any questions concerning this report, please feel free to contact me.

Sincerely,

Nicole Gasiorowski

Nicole Gasiorowski
nicole.gasiorowski@pacelabs.com
(704)875-9092
Project Manager

Enclosures

cc: J Culbreath, Colonial Pipeline Company
Robert Hughes, Colonial Pipeline Company
Jeff Morrison, Colonial Pipeline Company
Nicholas Nelson, Montrose Environmental Group, Inc.
J Tate, Colonial Pipeline Company
JM Wyatt, Colonial Pipeline Company

This report shall not be reproduced, except in full,
without the written consent of Pace Analytical Services, LLC.

Pace Analytical Services, LLC
9800 Kincey Ave. Suite 100
Huntersville, NC 28078
(704)875-9092

CERTIFICATIONS

Project: Colonial Northstone (9/24)
Pace Project No.: 92497293

Pace Analytical Services Charlotte
9800 Kincey Ave. Ste 100, Huntersville, NC 28078
Louisiana/NELAP Certification # LA170028
North Carolina Drinking Water Certification #: 37706
North Carolina Field Services Certification #: 5342
North Carolina Wastewater Certification #: 12
South Carolina Certification #: 99006001
Florida/NELAP Certification #: E87627
Kentucky UST Certification #: 84
Virginia/VELAP Certification #: 460221

REPORT OF LABORATORY ANALYSIS

This report shall not be reproduced, except in full,
without the written consent of Pace Analytical Services, LLC.

Pace Analytical Services, LLC
9800 Kincey Ave. Suite 100
Huntersville, NC 28078
(704)875-9092

SAMPLE ANALYTE COUNT

Project: Colonial Northstone (9/24)
Pace Project No.: 92497293

Lab ID	Sample ID	Method	Analysts	Analytes Reported	Laboratory
92497293001	**20268-SW-7**	EPA 5030B/8015C Mod.	MAD	2	PASI-C
		EPA 8260D	CL	9	PASI-C
92497293002	**20268-SW-6**	EPA 5030B/8015C Mod.	MAD	2	PASI-C
		EPA 8260D	CL	9	PASI-C
92497293003	**20268-SW-5**	EPA 5030B/8015C Mod.	MAD	2	PASI-C
		EPA 8260D	CL	9	PASI-C
92497293004	**20268-SW-4**	EPA 5030B/8015C Mod.	MAD	2	PASI-C
		EPA 8260D	CL	9	PASI-C
92497293005	**20268-SW-3**	EPA 5030B/8015C Mod.	MAD	2	PASI-C
		EPA 8260D	CL	9	PASI-C
92497293006	**20268-SW-2**	EPA 5030B/8015C Mod.	MAD	2	PASI-C
		EPA 8260D	CL	9	PASI-C
92497293007	**20268-SW-1**	EPA 5030B/8015C Mod.	MAD	2	PASI-C
		EPA 8260D	CL	9	PASI-C
92497293008	**20268-SW-Conf**	EPA 5030B/8015C Mod.	MAD	2	PASI-C
		EPA 8260D	CL	9	PASI-C
92497293009	**20268-SW-SEEP**	EPA 5030B/8015C Mod.	MAD	2	PASI-C
		EPA 8260D	CL	9	PASI-C
92497293010	**20268-DUP**	EPA 5030B/8015C Mod.	MAD	2	PASI-C
		EPA 8260D	CL	9	PASI-C
92497293011	**20268-TRIP BLANK**	EPA 8260D	CL	9	PASI-C

PASI-C = Pace Analytical Services - Charlotte

This report shall not be reproduced, except in full,
without the written consent of Pace Analytical Services, LLC.

Pace Analytical Services, LLC
9800 Kincey Ave. Suite 100
Huntersville, NC 28078
(704)875-9092

ANALYTICAL RESULTS

Project: Colonial Northstone (9/24)
Pace Project No.: 92497293

Sample: 20268-SW-7 **Lab ID: 92497293001** Collected: 09/24/20 09:42 Received: 09/24/20 13:46 Matrix: Water

Parameters	Results	Units	Report Limit	DF	Prepared	Analyzed	CAS No.	Qual
Gasoline Range Organics	Analytical Method: EPA 5030B/8015C Mod. Pace Analytical Services - Charlotte							
Gas Range Organics (C6-C10)	ND	mg/L	0.080	1		09/26/20 11:24		
Surrogates								
4-Bromofluorobenzene (S)	93	%	70-130	1		09/26/20 11:24	460-00-4	
8260D MSV Low Level	Analytical Method: EPA 8260D Pace Analytical Services - Charlotte							
Benzene	ND	ug/L	1.0	1		09/25/20 18:43	71-43-2	
Ethylbenzene	ND	ug/L	1.0	1		09/25/20 18:43	100-41-4	
Toluene	ND	ug/L	1.0	1		09/25/20 18:43	108-88-3	
Xylene (Total)	ND	ug/L	1.0	1		09/25/20 18:43	1330-20-7	
m&p-Xylene	ND	ug/L	2.0	1		09/25/20 18:43	179601-23-1	
o-Xylene	ND	ug/L	1.0	1		09/25/20 18:43	95-47-6	
Surrogates								
4-Bromofluorobenzene (S)	99	%	70-130	1		09/25/20 18:43	460-00-4	
1,2-Dichloroethane-d4 (S)	93	%	70-130	1		09/25/20 18:43	17060-07-0	
Toluene-d8 (S)	99	%	70-130	1		09/25/20 18:43	2037-26-5	

REPORT OF LABORATORY ANALYSIS

This report shall not be reproduced, except in full,
without the written consent of Pace Analytical Services, LLC.

Pace Analytical Services, LLC
9800 Kincey Ave. Suite 100
Huntersville, NC 28078
(704)875-9092

ANALYTICAL RESULTS

Project: Colonial Northstone (9/24)
Pace Project No.: 92497293

Sample: 20268-SW-6 **Lab ID: 92497293002** Collected: 09/24/20 10:15 Received: 09/24/20 13:46 Matrix: Water

Parameters	Results	Units	Report Limit	DF	Prepared	Analyzed	CAS No.	Qual
Gasoline Range Organics	Analytical Method: EPA 5030B/8015C Mod. Pace Analytical Services - Charlotte							
Gas Range Organics (C6-C10)	ND	mg/L	0.080	1		09/26/20 12:20		
Surrogates								
4-Bromofluorobenzene (S)	94	%	70-130	1		09/26/20 12:20	460-00-4	
8260D MSV Low Level	Analytical Method: EPA 8260D Pace Analytical Services - Charlotte							
Benzene	ND	ug/L	1.0	1		09/25/20 19:01	71-43-2	
Ethylbenzene	ND	ug/L	1.0	1		09/25/20 19:01	100-41-4	
Toluene	ND	ug/L	1.0	1		09/25/20 19:01	108-88-3	
Xylene (Total)	ND	ug/L	1.0	1		09/25/20 19:01	1330-20-7	
m&p-Xylene	ND	ug/L	2.0	1		09/25/20 19:01	179601-23-1	
o-Xylene	ND	ug/L	1.0	1		09/25/20 19:01	95-47-6	
Surrogates								
4-Bromofluorobenzene (S)	99	%	70-130	1		09/25/20 19:01	460-00-4	
1,2-Dichloroethane-d4 (S)	95	%	70-130	1		09/25/20 19:01	17060-07-0	
Toluene-d8 (S)	100	%	70-130	1		09/25/20 19:01	2037-26-5	

REPORT OF LABORATORY ANALYSIS

This report shall not be reproduced, except in full,
without the written consent of Pace Analytical Services, LLC.

Pace Analytical Services, LLC
9800 Kincey Ave. Suite 100
Huntersville, NC 28078
(704)875-9092

ANALYTICAL RESULTS

Project: Colonial Northstone (9/24)
Pace Project No.: 92497293

Sample: 20268-SW-5 **Lab ID: 92497293003** Collected: 09/24/20 10:35 Received: 09/24/20 13:46 Matrix: Water

Parameters	Results	Units	Report Limit	DF	Prepared	Analyzed	CAS No.	Qual
Gasoline Range Organics	Analytical Method: EPA 5030B/8015C Mod. Pace Analytical Services - Charlotte							
Gas Range Organics (C6-C10)	ND	mg/L	0.080	1		09/26/20 12:48		
Surrogates								
4-Bromofluorobenzene (S)	92	%	70-130	1		09/26/20 12:48	460-00-4	
8260D MSV Low Level	Analytical Method: EPA 8260D Pace Analytical Services - Charlotte							
Benzene	ND	ug/L	1.0	1		09/25/20 16:34	71-43-2	
Ethylbenzene	ND	ug/L	1.0	1		09/25/20 16:34	100-41-4	
Toluene	ND	ug/L	1.0	1		09/25/20 16:34	108-88-3	
Xylene (Total)	ND	ug/L	1.0	1		09/25/20 16:34	1330-20-7	
m&p-Xylene	ND	ug/L	2.0	1		09/25/20 16:34	179601-23-1	
o-Xylene	ND	ug/L	1.0	1		09/25/20 16:34	95-47-6	
Surrogates								
4-Bromofluorobenzene (S)	98	%	70-130	1		09/25/20 16:34	460-00-4	
1,2-Dichloroethane-d4 (S)	93	%	70-130	1		09/25/20 16:34	17060-07-0	
Toluene-d8 (S)	99	%	70-130	1		09/25/20 16:34	2037-26-5	

REPORT OF LABORATORY ANALYSIS

This report shall not be reproduced, except in full,
without the written consent of Pace Analytical Services, LLC.

Pace Analytical Services, LLC
9800 Kincey Ave. Suite 100
Huntersville, NC 28078
(704)875-9092

ANALYTICAL RESULTS

Project: Colonial Northstone (9/24)
Pace Project No.: 92497293

Sample: 20268-SW-4 **Lab ID: 92497293004** Collected: 09/24/20 10:55 Received: 09/24/20 13:46 Matrix: Water

Parameters	Results	Units	Report Limit	DF	Prepared	Analyzed	CAS No.	Qual
Gasoline Range Organics	Analytical Method: EPA 5030B/8015C Mod. Pace Analytical Services - Charlotte							
Gas Range Organics (C6-C10)	ND	mg/L	0.080	1		09/26/20 13:16		
Surrogates								
4-Bromofluorobenzene (S)	93	%	70-130	1		09/26/20 13:16	460-00-4	
8260D MSV Low Level	Analytical Method: EPA 8260D Pace Analytical Services - Charlotte							
Benzene	ND	ug/L	1.0	1		09/25/20 16:53	71-43-2	
Ethylbenzene	ND	ug/L	1.0	1		09/25/20 16:53	100-41-4	
Toluene	ND	ug/L	1.0	1		09/25/20 16:53	108-88-3	
Xylene (Total)	ND	ug/L	1.0	1		09/25/20 16:53	1330-20-7	
m&p-Xylene	ND	ug/L	2.0	1		09/25/20 16:53	179601-23-1	
o-Xylene	ND	ug/L	1.0	1		09/25/20 16:53	95-47-6	
Surrogates								
4-Bromofluorobenzene (S)	99	%	70-130	1		09/25/20 16:53	460-00-4	
1,2-Dichloroethane-d4 (S)	92	%	70-130	1		09/25/20 16:53	17060-07-0	
Toluene-d8 (S)	99	%	70-130	1		09/25/20 16:53	2037-26-5	

REPORT OF LABORATORY ANALYSIS

This report shall not be reproduced, except in full,
without the written consent of Pace Analytical Services, LLC.

Pace Analytical Services, LLC
9800 Kincey Ave. Suite 100
Huntersville, NC 28078
(704)875-9092

ANALYTICAL RESULTS

Project: Colonial Northstone (9/24)
Pace Project No.: 92497293

Sample: 20268-SW-3 **Lab ID: 92497293005** Collected: 09/24/20 11:25 Received: 09/24/20 13:46 Matrix: Water

Parameters	Results	Units	Report Limit	DF	Prepared	Analyzed	CAS No.	Qual
Gasoline Range Organics	Analytical Method: EPA 5030B/8015C Mod. Pace Analytical Services - Charlotte							
Gas Range Organics (C6-C10)	ND	mg/L	0.080	1		09/26/20 13:44		
Surrogates								
4-Bromofluorobenzene (S)	97	%	70-130	1		09/26/20 13:44	460-00-4	
8260D MSV Low Level	Analytical Method: EPA 8260D Pace Analytical Services - Charlotte							
Benzene	ND	ug/L	1.0	1		09/25/20 17:11	71-43-2	
Ethylbenzene	ND	ug/L	1.0	1		09/25/20 17:11	100-41-4	
Toluene	ND	ug/L	1.0	1		09/25/20 17:11	108-88-3	
Xylene (Total)	ND	ug/L	1.0	1		09/25/20 17:11	1330-20-7	
m&p-Xylene	ND	ug/L	2.0	1		09/25/20 17:11	179601-23-1	
o-Xylene	ND	ug/L	1.0	1		09/25/20 17:11	95-47-6	
Surrogates								
4-Bromofluorobenzene (S)	102	%	70-130	1		09/25/20 17:11	460-00-4	
1,2-Dichloroethane-d4 (S)	95	%	70-130	1		09/25/20 17:11	17060-07-0	
Toluene-d8 (S)	99	%	70-130	1		09/25/20 17:11	2037-26-5	

REPORT OF LABORATORY ANALYSIS

This report shall not be reproduced, except in full,
without the written consent of Pace Analytical Services, LLC.

Pace Analytical Services, LLC
9800 Kincey Ave. Suite 100
Huntersville, NC 28078
(704)875-9092

ANALYTICAL RESULTS

Project: Colonial Northstone (9/24)
Pace Project No.: 92497293

Sample: 20268-SW-2 **Lab ID: 92497293006** Collected: 09/24/20 11:35 Received: 09/24/20 13:46 Matrix: Water

Parameters	Results	Units	Report Limit	DF	Prepared	Analyzed	CAS No.	Qual
Gasoline Range Organics	Analytical Method: EPA 5030B/8015C Mod. Pace Analytical Services - Charlotte							
Gas Range Organics (C6-C10)	ND	mg/L	0.080	1		09/26/20 14:12		
Surrogates								
4-Bromofluorobenzene (S)	91	%	70-130	1		09/26/20 14:12	460-00-4	
8260D MSV Low Level	Analytical Method: EPA 8260D Pace Analytical Services - Charlotte							
Benzene	ND	ug/L	1.0	1		09/25/20 17:29	71-43-2	
Ethylbenzene	ND	ug/L	1.0	1		09/25/20 17:29	100-41-4	
Toluene	ND	ug/L	1.0	1		09/25/20 17:29	108-88-3	
Xylene (Total)	ND	ug/L	1.0	1		09/25/20 17:29	1330-20-7	
m&p-Xylene	ND	ug/L	2.0	1		09/25/20 17:29	179601-23-1	
o-Xylene	ND	ug/L	1.0	1		09/25/20 17:29	95-47-6	
Surrogates								
4-Bromofluorobenzene (S)	98	%	70-130	1		09/25/20 17:29	460-00-4	
1,2-Dichloroethane-d4 (S)	94	%	70-130	1		09/25/20 17:29	17060-07-0	
Toluene-d8 (S)	100	%	70-130	1		09/25/20 17:29	2037-26-5	

REPORT OF LABORATORY ANALYSIS

This report shall not be reproduced, except in full,
without the written consent of Pace Analytical Services, LLC.

Pace Analytical Services, LLC
9800 Kincey Ave. Suite 100
Huntersville, NC 28078
(704)875-9092

ANALYTICAL RESULTS

Project: Colonial Northstone (9/24)
Pace Project No.: 92497293

Sample: 20268-SW-1 **Lab ID: 92497293007** Collected: 09/24/20 11:50 Received: 09/24/20 13:46 Matrix: Water

Parameters	Results	Units	Report Limit	DF	Prepared	Analyzed	CAS No.	Qual
Gasoline Range Organics	Analytical Method: EPA 5030B/8015C Mod. Pace Analytical Services - Charlotte							
Gas Range Organics (C6-C10)	ND	mg/L	0.080	1		09/26/20 14:40		
Surrogates								
4-Bromofluorobenzene (S)	96	%	70-130	1		09/26/20 14:40	460-00-4	
8260D MSV Low Level	Analytical Method: EPA 8260D Pace Analytical Services - Charlotte							
Benzene	ND	ug/L	1.0	1		09/25/20 17:48	71-43-2	
Ethylbenzene	ND	ug/L	1.0	1		09/25/20 17:48	100-41-4	
Toluene	ND	ug/L	1.0	1		09/25/20 17:48	108-88-3	
Xylene (Total)	ND	ug/L	1.0	1		09/25/20 17:48	1330-20-7	
m&p-Xylene	ND	ug/L	2.0	1		09/25/20 17:48	179601-23-1	
o-Xylene	ND	ug/L	1.0	1		09/25/20 17:48	95-47-6	
Surrogates								
4-Bromofluorobenzene (S)	100	%	70-130	1		09/25/20 17:48	460-00-4	
1,2-Dichloroethane-d4 (S)	93	%	70-130	1		09/25/20 17:48	17060-07-0	
Toluene-d8 (S)	99	%	70-130	1		09/25/20 17:48	2037-26-5	

REPORT OF LABORATORY ANALYSIS

This report shall not be reproduced, except in full,
without the written consent of Pace Analytical Services, LLC.

Pace Analytical Services, LLC
9800 Kincey Ave. Suite 100
Huntersville, NC 28078
(704)875-9092

ANALYTICAL RESULTS

Project: Colonial Northstone (9/24)
Pace Project No.: 92497293

Sample: 20268-SW-Conf **Lab ID: 92497293008** Collected: 09/24/20 12:10 Received: 09/24/20 13:46 Matrix: Water

Parameters	Results	Units	Report Limit	DF	Prepared	Analyzed	CAS No.	Qual
Gasoline Range Organics	Analytical Method: EPA 5030B/8015C Mod. Pace Analytical Services - Charlotte							
Gas Range Organics (C6-C10)	ND	mg/L	0.080	1		09/26/20 15:08		
Surrogates								
4-Bromofluorobenzene (S)	90	%	70-130	1		09/26/20 15:08	460-00-4	
8260D MSV Low Level	Analytical Method: EPA 8260D Pace Analytical Services - Charlotte							
Benzene	ND	ug/L	1.0	1		09/25/20 18:06	71-43-2	
Ethylbenzene	ND	ug/L	1.0	1		09/25/20 18:06	100-41-4	
Toluene	ND	ug/L	1.0	1		09/25/20 18:06	108-88-3	
Xylene (Total)	ND	ug/L	1.0	1		09/25/20 18:06	1330-20-7	
m&p-Xylene	ND	ug/L	2.0	1		09/25/20 18:06	179601-23-1	
o-Xylene	ND	ug/L	1.0	1		09/25/20 18:06	95-47-6	
Surrogates								
4-Bromofluorobenzene (S)	100	%	70-130	1		09/25/20 18:06	460-00-4	
1,2-Dichloroethane-d4 (S)	95	%	70-130	1		09/25/20 18:06	17060-07-0	
Toluene-d8 (S)	100	%	70-130	1		09/25/20 18:06	2037-26-5	

This report shall not be reproduced, except in full,
without the written consent of Pace Analytical Services, LLC.

Pace Analytical Services, LLC
9800 Kincey Ave. Suite 100
Huntersville, NC 28078
(704)875-9092

ANALYTICAL RESULTS

Project: Colonial Northstone (9/24)
Pace Project No.: 92497293

Sample: 20268-SW-SEEP **Lab ID: 92497293009** Collected: 09/24/20 12:15 Received: 09/24/20 13:46 Matrix: Water

Parameters	Results	Units	Report Limit	DF	Prepared	Analyzed	CAS No.	Qual
Gasoline Range Organics	Analytical Method: EPA 5030B/8015C Mod. Pace Analytical Services - Charlotte							
Gas Range Organics (C6-C10)	ND	mg/L	0.080	1		09/26/20 15:36		
Surrogates								
4-Bromofluorobenzene (S)	92	%	70-130	1		09/26/20 15:36	460-00-4	
8260D MSV Low Level	Analytical Method: EPA 8260D Pace Analytical Services - Charlotte							
Benzene	ND	ug/L	1.0	1		09/25/20 18:24	71-43-2	
Ethylbenzene	ND	ug/L	1.0	1		09/25/20 18:24	100-41-4	
Toluene	ND	ug/L	1.0	1		09/25/20 18:24	108-88-3	
Xylene (Total)	ND	ug/L	1.0	1		09/25/20 18:24	1330-20-7	
m&p-Xylene	ND	ug/L	2.0	1		09/25/20 18:24	179601-23-1	
o-Xylene	ND	ug/L	1.0	1		09/25/20 18:24	95-47-6	
Surrogates								
4-Bromofluorobenzene (S)	98	%	70-130	1		09/25/20 18:24	460-00-4	
1,2-Dichloroethane-d4 (S)	96	%	70-130	1		09/25/20 18:24	17060-07-0	
Toluene-d8 (S)	100	%	70-130	1		09/25/20 18:24	2037-26-5	

REPORT OF LABORATORY ANALYSIS

This report shall not be reproduced, except in full,
without the written consent of Pace Analytical Services, LLC.

Pace Analytical Services, LLC
9800 Kincey Ave. Suite 100
Huntersville, NC 28078
(704)875-9092

ANALYTICAL RESULTS

Project: Colonial Northstone (9/24)
Pace Project No.: 92497293

Sample: 20268-DUP **Lab ID: 92497293010** Collected: 09/24/20 12:00 Received: 09/24/20 13:46 Matrix: Water

Parameters	Results	Units	Report Limit	DF	Prepared	Analyzed	CAS No.	Qual
Gasoline Range Organics	Analytical Method: EPA 5030B/8015C Mod. Pace Analytical Services - Charlotte							
Gas Range Organics (C6-C10)	ND	mg/L	0.080	1		09/26/20 16:04		
Surrogates								
4-Bromofluorobenzene (S)	98	%	70-130	1		09/26/20 16:04	460-00-4	
8260D MSV Low Level	Analytical Method: EPA 8260D Pace Analytical Services - Charlotte							
Benzene	ND	ug/L	1.0	1		09/25/20 20:14	71-43-2	
Ethylbenzene	ND	ug/L	1.0	1		09/25/20 20:14	100-41-4	
Toluene	ND	ug/L	1.0	1		09/25/20 20:14	108-88-3	
Xylene (Total)	ND	ug/L	1.0	1		09/25/20 20:14	1330-20-7	
m&p-Xylene	ND	ug/L	2.0	1		09/25/20 20:14	179601-23-1	
o-Xylene	ND	ug/L	1.0	1		09/25/20 20:14	95-47-6	
Surrogates								
4-Bromofluorobenzene (S)	98	%	70-130	1		09/25/20 20:14	460-00-4	
1,2-Dichloroethane-d4 (S)	94	%	70-130	1		09/25/20 20:14	17060-07-0	
Toluene-d8 (S)	100	%	70-130	1		09/25/20 20:14	2037-26-5	

REPORT OF LABORATORY ANALYSIS

This report shall not be reproduced, except in full,
without the written consent of Pace Analytical Services, LLC.

Pace Analytical Services, LLC
9800 Kincey Ave. Suite 100
Huntersville, NC 28078
(704)875-9092

ANALYTICAL RESULTS

Project: Colonial Northstone (9/24)
Pace Project No.: 92497293

Sample: 20268-TRIP BLANK **Lab ID: 92497293011** Collected: 09/24/20 00:00 Received: 09/24/20 13:46 Matrix: Water

Parameters	Results	Units	Report Limit	DF	Prepared	Analyzed	CAS No.	Qual
8260D MSV Low Level	Analytical Method: EPA 8260D Pace Analytical Services - Charlotte							
Benzene	ND	ug/L	1.0	1		09/25/20 15:39	71-43-2	
Ethylbenzene	ND	ug/L	1.0	1		09/25/20 15:39	100-41-4	
Toluene	ND	ug/L	1.0	1		09/25/20 15:39	108-88-3	
Xylene (Total)	ND	ug/L	1.0	1		09/25/20 15:39	1330-20-7	
m&p-Xylene	ND	ug/L	2.0	1		09/25/20 15:39	179601-23-1	
o-Xylene	ND	ug/L	1.0	1		09/25/20 15:39	95-47-6	
Surrogates								
4-Bromofluorobenzene (S)	99	%	70-130	1		09/25/20 15:39	460-00-4	
1,2-Dichloroethane-d4 (S)	94	%	70-130	1		09/25/20 15:39	17060-07-0	
Toluene-d8 (S)	98	%	70-130	1		09/25/20 15:39	2037-26-5	

REPORT OF LABORATORY ANALYSIS

This report shall not be reproduced, except in full,
without the written consent of Pace Analytical Services, LLC.

Pace Analytical Services, LLC
9800 Kincey Ave. Suite 100
Huntersville, NC 28078
(704)875-9092

QUALITY CONTROL DATA

Project: Colonial Northstone (9/24)
Pace Project No.: 92497293

QC Batch: 569195 | Analysis Method: EPA 5030B/8015C Mod.
QC Batch Method: EPA 5030B/8015C Mod. | Analysis Description: Gasoline Range Organics
Laboratory: Pace Analytical Services - Charlotte
Associated Lab Samples: 92497293001, 92497293002, 92497293003, 92497293004, 92497293005, 92497293006, 92497293007, 92497293008, 92497293009, 92497293010

METHOD BLANK: 3015846 Matrix: Water
Associated Lab Samples: 92497293001, 92497293002, 92497293003, 92497293004, 92497293005, 92497293006, 92497293007, 92497293008, 92497293009, 92497293010

Parameter	Units	Blank Result	Reporting Limit	Analyzed	Qualifiers
Gas Range Organics (C6-C10)	mg/L	ND	0.080	09/26/20 10:56	
4-Bromofluorobenzene (S)	%	90	70-130	09/26/20 10:56	

LABORATORY CONTROL SAMPLE: 3015847

Parameter	Units	Spike Conc.	LCS Result	LCS % Rec	% Rec Limits	Qualifiers
Gas Range Organics (C6-C10)	mg/L	1	1.0	102	70-130	
4-Bromofluorobenzene (S)	%			100	70-130	

MATRIX SPIKE SAMPLE: 3015849

Parameter	Units	92497293002 Result	Spike Conc.	MS Result	MS % Rec	% Rec Limits	Qualifiers
Gas Range Organics (C6-C10)	mg/L	ND	1	1.2	119	68-145	
4-Bromofluorobenzene (S)	%				94	70-130	

SAMPLE DUPLICATE: 3015848

Parameter	Units	92497293001 Result	Dup Result	RPD	Qualifiers
Gas Range Organics (C6-C10)	mg/L	ND	ND		
4-Bromofluorobenzene (S)	%	93	94		

Results presented on this page are in the units indicated by the "Units" column except where an alternate unit is presented to the right of the result.

REPORT OF LABORATORY ANALYSIS

This report shall not be reproduced, except in full,
without the written consent of Pace Analytical Services, LLC.

Pace Analytical Services, LLC
9800 Kincey Ave. Suite 100
Huntersville, NC 28078
(704)875-9092

QUALITY CONTROL DATA

Project: Colonial Northstone (9/24)
Pace Project No.: 92497293

QC Batch: 568985
QC Batch Method: EPA 8260D
Analysis Method: EPA 8260D
Analysis Description: 8260D MSV Low Level
Laboratory: Pace Analytical Services - Charlotte
Associated Lab Samples: 92497293001, 92497293002, 92497293003, 92497293004, 92497293005, 92497293006, 92497293007, 92497293008, 92497293009, 92497293010, 92497293011

METHOD BLANK: 3014557 Matrix: Water
Associated Lab Samples: 92497293001, 92497293002, 92497293003, 92497293004, 92497293005, 92497293006, 92497293007, 92497293008, 92497293009, 92497293010, 92497293011

Parameter	Units	Blank Result	Reporting Limit	Analyzed	Qualifiers
Benzene	ug/L	ND	1.0	09/25/20 11:59	
Ethylbenzene	ug/L	ND	1.0	09/25/20 11:59	
m&p-Xylene	ug/L	ND	2.0	09/25/20 11:59	
o-Xylene	ug/L	ND	1.0	09/25/20 11:59	
Toluene	ug/L	ND	1.0	09/25/20 11:59	
Xylene (Total)	ug/L	ND	1.0	09/25/20 11:59	
1,2-Dichloroethane-d4 (S)	%	94	70-130	09/25/20 11:59	
4-Bromofluorobenzene (S)	%	101	70-130	09/25/20 11:59	
Toluene-d8 (S)	%	99	70-130	09/25/20 11:59	

LABORATORY CONTROL SAMPLE: 3014558

Parameter	Units	Spike Conc.	LCS Result	LCS % Rec	% Rec Limits	Qualifiers
Benzene	ug/L	50	51.4	103	70-130	
Ethylbenzene	ug/L	50	49.3	99	70-130	
m&p-Xylene	ug/L	100	99.5	100	70-130	
o-Xylene	ug/L	50	49.5	99	70-131	
Toluene	ug/L	50	50.7	101	70-130	
Xylene (Total)	ug/L	150	149	99	70-130	
1,2-Dichloroethane-d4 (S)	%			89	70-130	
4-Bromofluorobenzene (S)	%			97	70-130	
Toluene-d8 (S)	%			101	70-130	

MATRIX SPIKE & MATRIX SPIKE DUPLICATE: 3014573 3014574

Parameter	Units	92497293010 Result	MS Spike Conc.	MSD Spike Conc.	MS Result	MSD Result	MS % Rec	MSD % Rec	% Rec Limits	RPD	Qual
Benzene	ug/L	ND	20	20	19.7	22.4	98	112	70-151	13	
Ethylbenzene	ug/L	ND	20	20	19.0	23.2	95	116	66-153	20	
m&p-Xylene	ug/L	ND	40	40	38.7	45.7	97	114	69-152	17	
o-Xylene	ug/L	ND	20	20	19.3	22.7	96	113	70-148	16	
Toluene	ug/L	ND	20	20	19.5	22.1	97	111	59-148	13	
Xylene (Total)	ug/L	ND	60	60	58.0	68.4	97	114	63-158	16	
1,2-Dichloroethane-d4 (S)	%						114	119	70-130		
4-Bromofluorobenzene (S)	%						99	102	70-130		
Toluene-d8 (S)	%						102	98	70-130		

Results presented on this page are in the units indicated by the "Units" column except where an alternate unit is presented to the right of the result.

REPORT OF LABORATORY ANALYSIS

This report shall not be reproduced, except in full,
without the written consent of Pace Analytical Services, LLC.

Pace Analytical Services, LLC
9800 Kincey Ave. Suite 100
Huntersville, NC 28078
(704)875-9092

QUALIFIERS

Project: Colonial Northstone (9/24)
Pace Project No.: 92497293

DEFINITIONS

DF - Dilution Factor, if reported, represents the factor applied to the reported data due to dilution of the sample aliquot.

ND - Not Detected at or above adjusted reporting limit.

TNTC - Too Numerous To Count

J - Estimated concentration above the adjusted method detection limit and below the adjusted reporting limit.

MDL - Adjusted Method Detection Limit.

PQL - Practical Quantitation Limit.

RL - Reporting Limit - The lowest concentration value that meets project requirements for quantitative data with known precision and bias for a specific analyte in a specific matrix.

S - Surrogate

1,2-Diphenylhydrazine decomposes to and cannot be separated from Azobenzene using Method 8270. The result for each analyte is a combined concentration.

Consistent with EPA guidelines, unrounded data are displayed and have been used to calculate % recovery and RPD values.

LCS(D) - Laboratory Control Sample (Duplicate)

MS(D) - Matrix Spike (Duplicate)

DUP - Sample Duplicate

RPD - Relative Percent Difference

NC - Not Calculable.

SG - Silica Gel - Clean-Up

U - Indicates the compound was analyzed for, but not detected.

Acid preservation may not be appropriate for 2 Chloroethylvinyl ether.

A separate vial preserved to a pH of 4-5 is recommended in SW846 Chapter 4 for the analysis of Acrolein and Acrylonitrile by EPA Method 8260.

N-Nitrosodiphenylamine decomposes and cannot be separated from Diphenylamine using Method 8270. The result reported for each analyte is a combined concentration.

Pace Analytical is TNI accredited. Contact your Pace PM for the current list of accredited analytes.

TNI - The NELAC Institute.

This report shall not be reproduced, except in full,
without the written consent of Pace Analytical Services, LLC.

Pace Analytical Services, LLC
9800 Kincey Ave. Suite 100
Huntersville, NC 28078
(704)875-9092

QUALITY CONTROL DATA CROSS REFERENCE TABLE

Project: Colonial Northstone (9/24)
Pace Project No.: 92497293

Lab ID	Sample ID	QC Batch Method	QC Batch	Analytical Method	Analytical Batch
92497293001	**20268-SW-7**	EPA 5030B/8015C Mod.	569195		
92497293002	**20268-SW-6**	EPA 5030B/8015C Mod.	569195		
92497293003	**20268-SW-5**	EPA 5030B/8015C Mod.	569195		
92497293004	**20268-SW-4**	EPA 5030B/8015C Mod.	569195		
92497293005	**20268-SW-3**	EPA 5030B/8015C Mod.	569195		
92497293006	**20268-SW-2**	EPA 5030B/8015C Mod.	569195		
92497293007	**20268-SW-1**	EPA 5030B/8015C Mod.	569195		
92497293008	**20268-SW-Conf**	EPA 5030B/8015C Mod.	569195		
92497293009	**20268-SW-SEEP**	EPA 5030B/8015C Mod.	569195		
92497293010	**20268-DUP**	EPA 5030B/8015C Mod.	569195		
92497293001	**20268-SW-7**	EPA 8260D	568985		
92497293002	**20268-SW-6**	EPA 8260D	568985		
92497293003	**20268-SW-5**	EPA 8260D	568985		
92497293004	**20268-SW-4**	EPA 8260D	568985		
92497293005	**20268-SW-3**	EPA 8260D	568985		
92497293006	**20268-SW-2**	EPA 8260D	568985		
92497293007	**20268-SW-1**	EPA 8260D	568985		
92497293008	**20268-SW-Conf**	EPA 8260D	568985		
92497293009	**20268-SW-SEEP**	EPA 8260D	568985		
92497293010	**20268-DUP**	EPA 8260D	568985		
92497293011	**20268-TRIP BLANK**	EPA 8260D	568985		

This report shall not be reproduced, except in full,
without the written consent of Pace Analytical Services, LLC.

CHAIN-OF-CUSTODY Analytical Request Document

Pace Analytical

Chain-of-Custody is a LEGAL DOCUMENT - Complete all relevent fields

LAB USE ONLY- Affix Workorder/I MTJ

WO# : 92497293

92497293

ALL SHADED AI

Company: EPS Inc	Billing Information: 400 Northridge Rd Suite 400 Sandy Springs, GA 30350
Address: See Billing Info	
Report To: catestaff@montrose-env.com	Email To: catestaff@montrose-env.com
Copy To: nanelson@montrose-env.com	Site Collection Info/Address:
Customer Project Name/Number: Colonial Northstone/070PP-785322	State: NC / County/City: Huntersville Time Zone Collected: [ ]PT [ ]MT [ ]CT [X]ET
Phone: Email: (571) 235-7127	Site/Facility ID #:
Collected By (print): Lance Burleson	Purchase Order #: Quote #:
Collected By (signature):	Turnaround Date Required:
Sample Disposal: [X] Dispose as appropriate [ ] Return [ ] Archive: [ ] Hold:	Rush: [ ] Same Day [ ] Next Day [ ] 2 Day [ ] 3 Day [ ] 4 Day [ ] 5 Day (Expedite Charges Apply)

Compliance Monitoring? [ ] Yes [ ] No

DW PWS ID #: DW Location Code:

Immediately Packed on Ice: [X] Yes [ ] No

Field Filtered (if applicable): [ ] Yes [ ] No

Analysis:

Container Preservative Type **: 3 | 3

Lab Project Manager:

** Preservative Types: (1) nitric acid, (2) sulfuric acid, (3) hydrochloric acid, (4) sodium hydroxide, (5) zinc acetate, (6) methanol, (7) sodium bisulfate, (8) sodium thiosulfate, (9) hexane, (A) ascorbic acid, (B) ammonium sulfate, (C) ammonium hydroxide, (D) TSP, (U) Unpreserved, (O) Other

* Matrix Codes (Insert in Matrix box below): Drinking Water (DW), Ground Water (GW), Wastewater (WW), Product (P), Soil/Solid (SL), Oil (OL), Wipe (WP), Air (AR), Tissue (TS), Bioassay (B), Vapor (V), Other (OT)

Customer Sample ID	Matrix *	Comp / Grab	Collected (or Composite Start) Date	Collected (or Composite Start) Time	Composite End Date	Composite End Time	Res Cl	# of Ctns	BTEX 8021	TPH-GRO 8015	Lab Sample # / Comments
20268-SW-7	SW	G	9/24/20	942				6	X	X	001
20268-SW-6	SW	G	9/24/20	1015				6	X	X	002
20268-SW-5	SW	G	9/24/20	1035				6	X	X	003
20268-SW-4	SW	G	9/24/20	1055				6	X	X	004
20268-SW-3	SW	G	9/24/20	1125				6	X	X	005
20268-SW-2	SW	G	9/24/20	1135				6	X	X	006
20268-SW-1	SW	G	9/24/20	1150				6	X	X	007
20268-SW-Conf	SW	G	9/24/20	1210				6	X	X	008
20268-SW-SEEP	SW	G	9/24/20	1215				6	X	X	009

Analyses

Lab Profile/Line:

Lab Sample Receipt Checklist:

Custody Seals Present/Intact	Y	N	NA
Custody Signatures Present	Y	N	NA
Collector Signature Present	Y	N	NA
Bottles Intact	Y	N	NA
Correct Bottles	Y	N	NA
Sufficient Volume	Y	N	NA
Samples Received on Ice	Y	N	NA
VOA - Headspace Acceptable	Y	N	NA DW 9/24/20
USDA Regulated Soils	Y	N	NA
Samples in Holding Time	Y	N	NA
Residual Chlorine Present	Y	N	NA
Cl Strips:			
Sample pH Acceptable	Y	N	NA
pH Strips:			
Sulfide Present	Y	N	NA
Lead Acetate Strips:			

LAB USE ONLY:

Lab Sample # / Comments:

92497293

Customer Remarks / Special Conditions / Possible Hazards:

SW = Surface Water

Type of Ice Used: Wet Blue Dry None

Packing Material Used: Bubble bags

Radchem sample(s) screened (<500 cpm): Y N NA

SHORT HOLDS PRESENT (<72 hours): Y N N/A

Lab Tracking #: 2560488

Samples received via: FEDEX UPS Client Courier Pace Courier

Lab Sample Temperature Info:

Temp Blank Received: Y N NA

Therm ID#: 01061

Cooler 1 Temp Upon Receipt: 2.3 oC

Cooler 1 Therm Corr. Factor: 0.0 oC

Cooler 1 Corrected Temp: 2.3 oC

Comments:

Relinquished by/Company: (Signature) Lance Burleson/Montrose	Date/Time: 1346 9/13/7	Received by/Company: (Signature) MD CPace NC	Date/Time: 9-24-20 13:46
Relinquished by/Company: (Signature)	Date/Time:	Received by/Company: (Signature)	Date/Time:
Relinquished by/Company: (Signature)	Date/Time:	Received by/Company: (Signature)	Date/Time:

MTJL LAB USE ONLY

Table #:

Acctnum:

Template:

Prelogin:

PM:

PB:

Trip Blank Received: Y N NA

HCL MeOH TSP Other

Non Conformance(s): YES / NO

Page: of:

CHAIN-OF-CUSTODY Analytical Request Document

Pace Analytical

Chain-of-Custody is a LEGAL DOCUMENT - Complete all relevent fields

LAB USE ONLY- Affix Workorder/Login Label Here or List Pace Work Order Number or

WO#: 92497293

PM: NMG Due Date: 09/30/20

CLIENT: 92-MontEnvGr

Company: EPS Inc	Billing Information: 400 Northridge Rd Suite 400 Sandy Springs, GA 30350
Address: See Billing Info	
Report To: atestoff@montrose-env.com	Email To: atestoff@montrose-env.com
Copy To: anelson@montrose-env.com	Site Collection Info/Address:
Customer Project Name/Number: Colonial Northstone/070PP-785323	State: NC / County/City: Huntersville Time Zone Collected: [ ] PT [ ] MT [ ] CT [X] ET
Phone: Email: (571) 235-7127	Site/Facility ID #: Compliance Monitoring? [ ] Yes [ ] No
Collected By (print): Lance Burleson	Purchase Order #: Quote #: DW PWS ID #: DW Location Code:
Collected By (signature):	Turnaround Date Required: Immediately Packed on Ice: [X] Yes [ ] No
Sample Disposal: [X] Dispose as appropriate [ ] Return [ ] Archive: [ ] Hold:	Rush: [ ] Same Day [ ] Next Day [ ] 2 Day [ ] 3 Day [ ] 4 Day [ ] 5 Day (Expedite Charges Apply)
	Field Filtered (if applicable): [ ] Yes [ ] No Analysis:

** Preservative T... (4) sodium hydroxide, (5) zinc acetate, (6) methanol, (7) sodium bisulfate, (8) sodium thiosulfate, (9) hexane, (A) ascorbic acid, (B) ammonium sulfate, (C) ammonium hydroxide, (D) TSP, (U) Unpreserved, (O) Other

* Matrix Codes (Insert in Matrix box below): Drinking Water (DW), Ground Water (GW), Wastewater (WW), Product (P), Soil/Solid (SL), Oil (OL), Wipe (WP), Air (AR), Tissue (TS), Bioassay (B), Vapor (V), Other (OT)

Customer Sample ID	Matrix *	Comp / Grab	Collected (or Composite Start) Date	Collected (or Composite Start) Time	Composite End Date	Composite End Time	Res Cl	# of Ctns	Analyses: BTEX 8026	Analyses: TPH-GRO 8015	Lab Sample # / Comments
20268-DUP	SW	G	9/24/20	1200				6	X	X	010
20268-TRIP BLANK	W	LAB	9/24/20	—				2	X		011

Lab Profile/Line:

Lab Sample Receipt Checklist:

Custody Seals Present/Intact	Y N NA
Custody Signatures Present	Y N NA
Collector Signature Present	Y N NA
Bottles Intact	Y N NA
Correct Bottles	Y N NA
Sufficient Volume	Y N NA
Samples Received on Ice	Y N NA
VOA - Headspace Acceptable	Y N NA
USDA Regulated Soils	Y N NA
Samples in Holding Time	Y N NA
Residual Chlorine Present	Y N NA
Cl Strips:	
Sample pH Acceptable	Y N NA
pH Strips:	
Sulfide Present	Y N NA
Lead Acetate Strips:	

LAB USE ONLY:

Customer Remarks / Special Conditions / Possible Hazards:

SW = Surface Water

W = Water

Type of Ice Used: Wet Blue Dry None

Packing Material Used: Bubble bag

Radchem sample(s) screened (<500 cpm): Y N NA

SHORT HOLDS PRESENT (<72 hours): Y N N/A

Lab Tracking #: 2528902

Samples received via: FEDEX UPS Client Courier Pace Courier

Lab Sample Temperature Info:

Temp Blank Received: Y N NA

Therm ID#: 92706

Cooler 1 Temp Upon Receipt: 2.3 oC

Cooler 1 Therm Corr. Factor: 0.0 oC

Cooler 1 Corrected Temp: 2.3 oC

Comments:

Relinquished by/Company: (Signature) Lance Burleson/Montrose	Date/Time: 1346 9/23/20	Received by/Company: (Signature) MD Pace HVL 9-24-20	Date/Time: 13:46
Relinquished by/Company: (Signature)	Date/Time:	Received by/Company: (Signature)	Date/Time:
Relinquished by/Company: (Signature)	Date/Time:	Received by/Company: (Signature)	Date/Time:

MTJL LAB USE ONLY

Table #:

Acctnum:

Template:

Prelogin:

PM:

PB:

Trip Blank Received: Y N NA

HCl MeOH TSP Other

Non Conformance(s): YES / NO

Page: of:

Pace Analytical Services, LLC
9800 Kincey Ave. Suite 100
Huntersville, NC 28078
(704)875-9092

October 01, 2020

Alex Testoff
Montrose Environmental Group, Inc.
400 Northridge Rd.
Suite 400
Atlanta, GA 30350

RE: Project: Colonial Northstone (9/26)
Pace Project No.: 92497691

Dear Alex Testoff:

Enclosed are the analytical results for sample(s) received by the laboratory on September 28, 2020. The results relate only to the samples included in this report. Results reported herein conform to the applicable TNI/NELAC Standards and the laboratory's Quality Manual, where applicable, unless otherwise noted in the body of the report.

The test results provided in this final report were generated by each of the following laboratories within the Pace Network:

- Pace Analytical Services - Charlotte

If you have any questions concerning this report, please feel free to contact me.

Sincerely,

Nicole Gasiorowski

Nicole Gasiorowski
nicole.gasiorowski@pacelabs.com
(704)875-9092
Project Manager

Enclosures

cc: J Culbreath, Colonial Pipeline Company
Robert Hughes, Colonial Pipeline Company
Jeff Morrison, Colonial Pipeline Company
Nicholas Nelson, Montrose Environmental Group, Inc.
J Tate, Colonial Pipeline Company
JM Wyatt, Colonial Pipeline Company

This report shall not be reproduced, except in full,
without the written consent of Pace Analytical Services, LLC.

Pace Analytical Services, LLC
9800 Kincey Ave. Suite 100
Huntersville, NC 28078
(704)875-9092

CERTIFICATIONS

Project: Colonial Northstone (9/26)
Pace Project No.: 92497691

Pace Analytical Services Charlotte
9800 Kincey Ave. Ste 100, Huntersville, NC 28078
Louisiana/NELAP Certification # LA170028
North Carolina Drinking Water Certification #: 37706
North Carolina Field Services Certification #: 5342
North Carolina Wastewater Certification #: 12
South Carolina Certification #: 99006001
Florida/NELAP Certification #: E87627
Kentucky UST Certification #: 84
Virginia/VELAP Certification #: 460221

REPORT OF LABORATORY ANALYSIS

This report shall not be reproduced, except in full,
without the written consent of Pace Analytical Services, LLC.

Pace Analytical Services, LLC
9800 Kincey Ave. Suite 100
Huntersville, NC 28078
(704)875-9092

SAMPLE ANALYTE COUNT

Project: Colonial Northstone (9/26)
Pace Project No.: 92497691

Lab ID	Sample ID	Method	Analysts	Analytes Reported	Laboratory
92497691001	**20270-SW-7**	EPA 5030B/8015C Mod.	MAD	2	PASI-C
		EPA 8260D	PM1	9	PASI-C
92497691002	**20270-SW-6**	EPA 5030B/8015C Mod.	MAD	2	PASI-C
		EPA 8260D	PM1	9	PASI-C
92497691003	**20270-SW-5**	EPA 5030B/8015C Mod.	MAD	2	PASI-C
		EPA 8260D	PM1	9	PASI-C
92497691004	**20270-SW-4**	EPA 5030B/8015C Mod.	MAD	2	PASI-C
		EPA 8260D	PM1	9	PASI-C
92497691005	**20270-SW-3**	EPA 5030B/8015C Mod.	MAD	2	PASI-C
		EPA 8260D	PM1	9	PASI-C
92497691006	**20270-SW-2**	EPA 5030B/8015C Mod.	MAD	2	PASI-C
		EPA 8260D	CL	9	PASI-C
92497691007	**20270-SW-1**	EPA 5030B/8015C Mod.	MAD	2	PASI-C
		EPA 8260D	CL	9	PASI-C
92497691008	**20270-SW-CONFLUENCE**	EPA 5030B/8015C Mod.	MAD	2	PASI-C
		EPA 8260D	CL	9	PASI-C
92497691009	**20270-SW-SEEP**	EPA 5030B/8015C Mod.	MAD	2	PASI-C
		EPA 8260D	CL	9	PASI-C
92497691010	**20270-SW-DUP**	EPA 5030B/8015C Mod.	MAD	2	PASI-C
		EPA 8260D	CL	9	PASI-C
92497691011	**20270-TRIP BLANK**	EPA 8260D	CL	9	PASI-C

PASI-C = Pace Analytical Services - Charlotte

This report shall not be reproduced, except in full,
without the written consent of Pace Analytical Services, LLC.

Pace Analytical Services, LLC
9800 Kincey Ave. Suite 100
Huntersville, NC 28078
(704)875-9092

ANALYTICAL RESULTS

Project: Colonial Northstone (9/26)
Pace Project No.: 92497691

Sample: 20270-SW-7 **Lab ID: 92497691001** Collected: 09/26/20 10:30 Received: 09/28/20 12:53 Matrix: Water

Parameters	Results	Units	Report Limit	DF	Prepared	Analyzed	CAS No.	Qual
Gasoline Range Organics	Analytical Method: EPA 5030B/8015C Mod. Pace Analytical Services - Charlotte							
Gas Range Organics (C6-C10)	ND	mg/L	0.080	1		09/29/20 17:16		
Surrogates								
4-Bromofluorobenzene (S)	91	%	70-130	1		09/29/20 17:16	460-00-4	
8260D MSV Low Level	Analytical Method: EPA 8260D Pace Analytical Services - Charlotte							
Benzene	ND	ug/L	1.0	1		09/30/20 02:12	71-43-2	
Ethylbenzene	ND	ug/L	1.0	1		09/30/20 02:12	100-41-4	
Toluene	ND	ug/L	1.0	1		09/30/20 02:12	108-88-3	
Xylene (Total)	ND	ug/L	1.0	1		09/30/20 02:12	1330-20-7	
m&p-Xylene	ND	ug/L	2.0	1		09/30/20 02:12	179601-23-1	
o-Xylene	ND	ug/L	1.0	1		09/30/20 02:12	95-47-6	
Surrogates								
4-Bromofluorobenzene (S)	97	%	70-130	1		09/30/20 02:12	460-00-4	
1,2-Dichloroethane-d4 (S)	107	%	70-130	1		09/30/20 02:12	17060-07-0	
Toluene-d8 (S)	96	%	70-130	1		09/30/20 02:12	2037-26-5	

REPORT OF LABORATORY ANALYSIS

This report shall not be reproduced, except in full,
without the written consent of Pace Analytical Services, LLC.

Pace Analytical Services, LLC
9800 Kincey Ave. Suite 100
Huntersville, NC 28078
(704)875-9092

ANALYTICAL RESULTS

Project: Colonial Northstone (9/26)
Pace Project No.: 92497691

Sample: 20270-SW-6 **Lab ID: 92497691002** Collected: 09/26/20 10:55 Received: 09/28/20 12:53 Matrix: Water

Parameters	Results	Units	Report Limit	DF	Prepared	Analyzed	CAS No.	Qual
Gasoline Range Organics	Analytical Method: EPA 5030B/8015C Mod. Pace Analytical Services - Charlotte							
Gas Range Organics (C6-C10)	ND	mg/L	0.080	1		09/29/20 18:13		
Surrogates								
4-Bromofluorobenzene (S)	92	%	70-130	1		09/29/20 18:13	460-00-4	
8260D MSV Low Level	Analytical Method: EPA 8260D Pace Analytical Services - Charlotte							
Benzene	ND	ug/L	1.0	1		09/30/20 02:30	71-43-2	
Ethylbenzene	ND	ug/L	1.0	1		09/30/20 02:30	100-41-4	
Toluene	ND	ug/L	1.0	1		09/30/20 02:30	108-88-3	
Xylene (Total)	ND	ug/L	1.0	1		09/30/20 02:30	1330-20-7	
m&p-Xylene	ND	ug/L	2.0	1		09/30/20 02:30	179601-23-1	
o-Xylene	ND	ug/L	1.0	1		09/30/20 02:30	95-47-6	
Surrogates								
4-Bromofluorobenzene (S)	97	%	70-130	1		09/30/20 02:30	460-00-4	
1,2-Dichloroethane-d4 (S)	108	%	70-130	1		09/30/20 02:30	17060-07-0	
Toluene-d8 (S)	95	%	70-130	1		09/30/20 02:30	2037-26-5	

REPORT OF LABORATORY ANALYSIS

This report shall not be reproduced, except in full,
without the written consent of Pace Analytical Services, LLC.

Pace Analytical Services, LLC
9800 Kincey Ave. Suite 100
Huntersville, NC 28078
(704)875-9092

ANALYTICAL RESULTS

Project: Colonial Northstone (9/26)
Pace Project No.: 92497691

Sample: 20270-SW-5 **Lab ID: 92497691003** Collected: 09/26/20 11:10 Received: 09/28/20 12:53 Matrix: Water

Parameters	Results	Units	Report Limit	DF	Prepared	Analyzed	CAS No.	Qual
Gasoline Range Organics	Analytical Method: EPA 5030B/8015C Mod. Pace Analytical Services - Charlotte							
Gas Range Organics (C6-C10)	ND	mg/L	0.080	1		09/29/20 18:41		
Surrogates								
4-Bromofluorobenzene (S)	91	%	70-130	1		09/29/20 18:41	460-00-4	
8260D MSV Low Level	Analytical Method: EPA 8260D Pace Analytical Services - Charlotte							
Benzene	ND	ug/L	1.0	1		09/30/20 02:48	71-43-2	
Ethylbenzene	ND	ug/L	1.0	1		09/30/20 02:48	100-41-4	
Toluene	ND	ug/L	1.0	1		09/30/20 02:48	108-88-3	
Xylene (Total)	ND	ug/L	1.0	1		09/30/20 02:48	1330-20-7	
m&p-Xylene	ND	ug/L	2.0	1		09/30/20 02:48	179601-23-1	
o-Xylene	ND	ug/L	1.0	1		09/30/20 02:48	95-47-6	
Surrogates								
4-Bromofluorobenzene (S)	99	%	70-130	1		09/30/20 02:48	460-00-4	
1,2-Dichloroethane-d4 (S)	109	%	70-130	1		09/30/20 02:48	17060-07-0	
Toluene-d8 (S)	94	%	70-130	1		09/30/20 02:48	2037-26-5	

This report shall not be reproduced, except in full,
without the written consent of Pace Analytical Services, LLC.

Pace Analytical Services, LLC
9800 Kincey Ave. Suite 100
Huntersville, NC 28078
(704)875-9092

ANALYTICAL RESULTS

Project: Colonial Northstone (9/26)
Pace Project No.: 92497691

Sample: 20270-SW-4 **Lab ID: 92497691004** Collected: 09/26/20 11:40 Received: 09/28/20 12:53 Matrix: Water

Parameters	Results	Units	Report Limit	DF	Prepared	Analyzed	CAS No.	Qual
Gasoline Range Organics	Analytical Method: EPA 5030B/8015C Mod. Pace Analytical Services - Charlotte							
Gas Range Organics (C6-C10)	ND	mg/L	0.080	1		09/29/20 19:09		
Surrogates								
4-Bromofluorobenzene (S)	91	%	70-130	1		09/29/20 19:09	460-00-4	
8260D MSV Low Level	Analytical Method: EPA 8260D Pace Analytical Services - Charlotte							
Benzene	ND	ug/L	1.0	1		09/30/20 03:06	71-43-2	
Ethylbenzene	ND	ug/L	1.0	1		09/30/20 03:06	100-41-4	
Toluene	ND	ug/L	1.0	1		09/30/20 03:06	108-88-3	
Xylene (Total)	ND	ug/L	1.0	1		09/30/20 03:06	1330-20-7	
m&p-Xylene	ND	ug/L	2.0	1		09/30/20 03:06	179601-23-1	
o-Xylene	ND	ug/L	1.0	1		09/30/20 03:06	95-47-6	
Surrogates								
4-Bromofluorobenzene (S)	100	%	70-130	1		09/30/20 03:06	460-00-4	
1,2-Dichloroethane-d4 (S)	106	%	70-130	1		09/30/20 03:06	17060-07-0	
Toluene-d8 (S)	94	%	70-130	1		09/30/20 03:06	2037-26-5	

REPORT OF LABORATORY ANALYSIS

This report shall not be reproduced, except in full,
without the written consent of Pace Analytical Services, LLC.

Pace Analytical Services, LLC
9800 Kincey Ave. Suite 100
Huntersville, NC 28078
(704)875-9092

ANALYTICAL RESULTS

Project: Colonial Northstone (9/26)
Pace Project No.: 92497691

Sample: 20270-SW-3 **Lab ID: 92497691005** Collected: 09/26/20 12:10 Received: 09/28/20 12:53 Matrix: Water

Parameters	Results	Units	Report Limit	DF	Prepared	Analyzed	CAS No.	Qual
Gasoline Range Organics	Analytical Method: EPA 5030B/8015C Mod. Pace Analytical Services - Charlotte							
Gas Range Organics (C6-C10)	ND	mg/L	0.080	1		09/29/20 19:37		
Surrogates								
4-Bromofluorobenzene (S)	95	%	70-130	1		09/29/20 19:37	460-00-4	
8260D MSV Low Level	Analytical Method: EPA 8260D Pace Analytical Services - Charlotte							
Benzene	ND	ug/L	1.0	1		09/30/20 03:24	71-43-2	
Ethylbenzene	ND	ug/L	1.0	1		09/30/20 03:24	100-41-4	
Toluene	ND	ug/L	1.0	1		09/30/20 03:24	108-88-3	
Xylene (Total)	ND	ug/L	1.0	1		09/30/20 03:24	1330-20-7	
m&p-Xylene	ND	ug/L	2.0	1		09/30/20 03:24	179601-23-1	
o-Xylene	ND	ug/L	1.0	1		09/30/20 03:24	95-47-6	
Surrogates								
4-Bromofluorobenzene (S)	97	%	70-130	1		09/30/20 03:24	460-00-4	
1,2-Dichloroethane-d4 (S)	108	%	70-130	1		09/30/20 03:24	17060-07-0	
Toluene-d8 (S)	96	%	70-130	1		09/30/20 03:24	2037-26-5	

REPORT OF LABORATORY ANALYSIS

This report shall not be reproduced, except in full,
without the written consent of Pace Analytical Services, LLC.

Pace Analytical Services, LLC
9800 Kincey Ave. Suite 100
Huntersville, NC 28078
(704)875-9092

ANALYTICAL RESULTS

Project: Colonial Northstone (9/26)
Pace Project No.: 92497691

Sample: 20270-SW-2 **Lab ID: 92497691006** Collected: 09/26/20 12:30 Received: 09/28/20 12:53 Matrix: Water

Parameters	Results	Units	Report Limit	DF	Prepared	Analyzed	CAS No.	Qual
Gasoline Range Organics	Analytical Method: EPA 5030B/8015C Mod. Pace Analytical Services - Charlotte							
Gas Range Organics (C6-C10)	ND	mg/L	0.080	1		09/29/20 20:05		
Surrogates								
4-Bromofluorobenzene (S)	92	%	70-130	1		09/29/20 20:05	460-00-4	
8260D MSV Low Level	Analytical Method: EPA 8260D Pace Analytical Services - Charlotte							
Benzene	ND	ug/L	1.0	1		09/29/20 17:36	71-43-2	
Ethylbenzene	ND	ug/L	1.0	1		09/29/20 17:36	100-41-4	
Toluene	ND	ug/L	1.0	1		09/29/20 17:36	108-88-3	
Xylene (Total)	ND	ug/L	1.0	1		09/29/20 17:36	1330-20-7	
m&p-Xylene	ND	ug/L	2.0	1		09/29/20 17:36	179601-23-1	
o-Xylene	ND	ug/L	1.0	1		09/29/20 17:36	95-47-6	
Surrogates								
4-Bromofluorobenzene (S)	101	%	70-130	1		09/29/20 17:36	460-00-4	
1,2-Dichloroethane-d4 (S)	94	%	70-130	1		09/29/20 17:36	17060-07-0	
Toluene-d8 (S)	99	%	70-130	1		09/29/20 17:36	2037-26-5	

This report shall not be reproduced, except in full,
without the written consent of Pace Analytical Services, LLC.

Pace Analytical Services, LLC
9800 Kincey Ave. Suite 100
Huntersville, NC 28078
(704)875-9092

ANALYTICAL RESULTS

Project: Colonial Northstone (9/26)
Pace Project No.: 92497691

Sample: 20270-SW-1 **Lab ID: 92497691007** Collected: 09/26/20 13:00 Received: 09/28/20 12:53 Matrix: Water

Parameters	Results	Units	Report Limit	DF	Prepared	Analyzed	CAS No.	Qual
Gasoline Range Organics	Analytical Method: EPA 5030B/8015C Mod. Pace Analytical Services - Charlotte							
Gas Range Organics (C6-C10)	ND	mg/L	0.080	1		09/29/20 20:33		
Surrogates								
4-Bromofluorobenzene (S)	91	%	70-130	1		09/29/20 20:33	460-00-4	
8260D MSV Low Level	Analytical Method: EPA 8260D Pace Analytical Services - Charlotte							
Benzene	ND	ug/L	1.0	1		09/29/20 17:54	71-43-2	
Ethylbenzene	ND	ug/L	1.0	1		09/29/20 17:54	100-41-4	
Toluene	ND	ug/L	1.0	1		09/29/20 17:54	108-88-3	
Xylene (Total)	ND	ug/L	1.0	1		09/29/20 17:54	1330-20-7	
m&p-Xylene	ND	ug/L	2.0	1		09/29/20 17:54	179601-23-1	
o-Xylene	ND	ug/L	1.0	1		09/29/20 17:54	95-47-6	
Surrogates								
4-Bromofluorobenzene (S)	98	%	70-130	1		09/29/20 17:54	460-00-4	
1,2-Dichloroethane-d4 (S)	96	%	70-130	1		09/29/20 17:54	17060-07-0	
Toluene-d8 (S)	101	%	70-130	1		09/29/20 17:54	2037-26-5	

This report shall not be reproduced, except in full,
without the written consent of Pace Analytical Services, LLC.

Pace Analytical Services, LLC
9800 Kincey Ave. Suite 100
Huntersville, NC 28078
(704)875-9092

ANALYTICAL RESULTS

Project: Colonial Northstone (9/26)
Pace Project No.: 92497691

Sample: 20270-SW-CONFLUENCE **Lab ID: 92497691008** Collected: 09/26/20 13:17 Received: 09/28/20 12:53 Matrix: Water

Parameters	Results	Units	Report Limit	DF	Prepared	Analyzed	CAS No.	Qual
Gasoline Range Organics	Analytical Method: EPA 5030B/8015C Mod. Pace Analytical Services - Charlotte							
Gas Range Organics (C6-C10)	ND	mg/L	0.080	1		09/29/20 21:01		
Surrogates								
4-Bromofluorobenzene (S)	92	%	70-130	1		09/29/20 21:01	460-00-4	
8260D MSV Low Level	Analytical Method: EPA 8260D Pace Analytical Services - Charlotte							
Benzene	ND	ug/L	1.0	1		09/29/20 18:13	71-43-2	
Ethylbenzene	ND	ug/L	1.0	1		09/29/20 18:13	100-41-4	
Toluene	ND	ug/L	1.0	1		09/29/20 18:13	108-88-3	
Xylene (Total)	ND	ug/L	1.0	1		09/29/20 18:13	1330-20-7	
m&p-Xylene	ND	ug/L	2.0	1		09/29/20 18:13	179601-23-1	
o-Xylene	ND	ug/L	1.0	1		09/29/20 18:13	95-47-6	
Surrogates								
4-Bromofluorobenzene (S)	102	%	70-130	1		09/29/20 18:13	460-00-4	
1,2-Dichloroethane-d4 (S)	96	%	70-130	1		09/29/20 18:13	17060-07-0	
Toluene-d8 (S)	100	%	70-130	1		09/29/20 18:13	2037-26-5	

REPORT OF LABORATORY ANALYSIS

This report shall not be reproduced, except in full,
without the written consent of Pace Analytical Services, LLC.

Pace Analytical Services, LLC
9800 Kincey Ave. Suite 100
Huntersville, NC 28078
(704)875-9092

ANALYTICAL RESULTS

Project: Colonial Northstone (9/26)
Pace Project No.: 92497691

Sample: 20270-SW-SEEP **Lab ID: 92497691009** Collected: 09/26/20 13:25 Received: 09/28/20 12:53 Matrix: Water

Parameters	Results	Units	Report Limit	DF	Prepared	Analyzed	CAS No.	Qual
Gasoline Range Organics	Analytical Method: EPA 5030B/8015C Mod. Pace Analytical Services - Charlotte							
Gas Range Organics (C6-C10)	ND	mg/L	0.080	1		09/29/20 21:29		
Surrogates								
4-Bromofluorobenzene (S)	93	%	70-130	1		09/29/20 21:29	460-00-4	
8260D MSV Low Level	Analytical Method: EPA 8260D Pace Analytical Services - Charlotte							
Benzene	ND	ug/L	1.0	1		09/29/20 18:31	71-43-2	
Ethylbenzene	ND	ug/L	1.0	1		09/29/20 18:31	100-41-4	
Toluene	ND	ug/L	1.0	1		09/29/20 18:31	108-88-3	
Xylene (Total)	ND	ug/L	1.0	1		09/29/20 18:31	1330-20-7	
m&p-Xylene	ND	ug/L	2.0	1		09/29/20 18:31	179601-23-1	
o-Xylene	ND	ug/L	1.0	1		09/29/20 18:31	95-47-6	
Surrogates								
4-Bromofluorobenzene (S)	102	%	70-130	1		09/29/20 18:31	460-00-4	
1,2-Dichloroethane-d4 (S)	93	%	70-130	1		09/29/20 18:31	17060-07-0	
Toluene-d8 (S)	101	%	70-130	1		09/29/20 18:31	2037-26-5	

REPORT OF LABORATORY ANALYSIS

This report shall not be reproduced, except in full,
without the written consent of Pace Analytical Services, LLC.

Pace Analytical Services, LLC
9800 Kincey Ave. Suite 100
Huntersville, NC 28078
(704)875-9092

ANALYTICAL RESULTS

Project: Colonial Northstone (9/26)
Pace Project No.: 92497691

Sample: 20270-SW-DUP **Lab ID: 92497691010** Collected: 09/26/20 12:00 Received: 09/28/20 12:53 Matrix: Water

Parameters	Results	Units	Report Limit	DF	Prepared	Analyzed	CAS No.	Qual
Gasoline Range Organics	Analytical Method: EPA 5030B/8015C Mod. Pace Analytical Services - Charlotte							
Gas Range Organics (C6-C10)	ND	mg/L	0.080	1		09/29/20 21:57		
Surrogates								
4-Bromofluorobenzene (S)	92	%	70-130	1		09/29/20 21:57	460-00-4	
8260D MSV Low Level	Analytical Method: EPA 8260D Pace Analytical Services - Charlotte							
Benzene	ND	ug/L	1.0	1		09/29/20 18:50	71-43-2	
Ethylbenzene	ND	ug/L	1.0	1		09/29/20 18:50	100-41-4	
Toluene	ND	ug/L	1.0	1		09/29/20 18:50	108-88-3	
Xylene (Total)	ND	ug/L	1.0	1		09/29/20 18:50	1330-20-7	
m&p-Xylene	ND	ug/L	2.0	1		09/29/20 18:50	179601-23-1	
o-Xylene	ND	ug/L	1.0	1		09/29/20 18:50	95-47-6	
Surrogates								
4-Bromofluorobenzene (S)	98	%	70-130	1		09/29/20 18:50	460-00-4	
1,2-Dichloroethane-d4 (S)	94	%	70-130	1		09/29/20 18:50	17060-07-0	
Toluene-d8 (S)	99	%	70-130	1		09/29/20 18:50	2037-26-5	

REPORT OF LABORATORY ANALYSIS

This report shall not be reproduced, except in full,
without the written consent of Pace Analytical Services, LLC.

Pace Analytical Services, LLC
9800 Kincey Ave. Suite 100
Huntersville, NC 28078
(704)875-9092

ANALYTICAL RESULTS

Project: Colonial Northstone (9/26)
Pace Project No.: 92497691

Sample: 20270-TRIP BLANK **Lab ID: 92497691011** Collected: 09/26/20 00:00 Received: 09/28/20 12:53 Matrix: Water

Parameters	Results	Units	Report Limit	DF	Prepared	Analyzed	CAS No.	Qual
8260D MSV Low Level	Analytical Method: EPA 8260D Pace Analytical Services - Charlotte							
Benzene	ND	ug/L	1.0	1		09/29/20 16:59	71-43-2	
Ethylbenzene	ND	ug/L	1.0	1		09/29/20 16:59	100-41-4	
Toluene	ND	ug/L	1.0	1		09/29/20 16:59	108-88-3	
Xylene (Total)	ND	ug/L	1.0	1		09/29/20 16:59	1330-20-7	
m&p-Xylene	ND	ug/L	2.0	1		09/29/20 16:59	179601-23-1	
o-Xylene	ND	ug/L	1.0	1		09/29/20 16:59	95-47-6	
Surrogates								
4-Bromofluorobenzene (S)	101	%	70-130	1		09/29/20 16:59	460-00-4	
1,2-Dichloroethane-d4 (S)	94	%	70-130	1		09/29/20 16:59	17060-07-0	
Toluene-d8 (S)	100	%	70-130	1		09/29/20 16:59	2037-26-5	

REPORT OF LABORATORY ANALYSIS

This report shall not be reproduced, except in full,
without the written consent of Pace Analytical Services, LLC.

Pace Analytical Services, LLC
9800 Kincey Ave. Suite 100
Huntersville, NC 28078
(704)875-9092

QUALITY CONTROL DATA

Project: Colonial Northstone (9/26)
Pace Project No.: 92497691

QC Batch: 569671 | Analysis Method: EPA 5030B/8015C Mod.
QC Batch Method: EPA 5030B/8015C Mod. | Analysis Description: Gasoline Range Organics
Laboratory: Pace Analytical Services - Charlotte
Associated Lab Samples: 92497691001, 92497691002, 92497691003, 92497691004, 92497691005, 92497691006, 92497691007, 92497691008, 92497691009, 92497691010

METHOD BLANK: 3017846 Matrix: Water
Associated Lab Samples: 92497691001, 92497691002, 92497691003, 92497691004, 92497691005, 92497691006, 92497691007, 92497691008, 92497691009, 92497691010

Parameter	Units	Blank Result	Reporting Limit	Analyzed	Qualifiers
Gas Range Organics (C6-C10)	mg/L	ND	0.080	09/29/20 16:20	
4-Bromofluorobenzene (S)	%	94	70-130	09/29/20 16:20	

LABORATORY CONTROL SAMPLE: 3017847

Parameter	Units	Spike Conc.	LCS Result	LCS % Rec	% Rec Limits	Qualifiers
Gas Range Organics (C6-C10)	mg/L	1	1.0	102	70-130	
4-Bromofluorobenzene (S)	%			96	70-130	

MATRIX SPIKE SAMPLE: 3017849

Parameter	Units	92497691002 Result	Spike Conc.	MS Result	MS % Rec	% Rec Limits	Qualifiers
Gas Range Organics (C6-C10)	mg/L	ND	1	1.1	106	68-145	
4-Bromofluorobenzene (S)	%				93	70-130	

SAMPLE DUPLICATE: 3017848

Parameter	Units	92497691001 Result	Dup Result	RPD	Qualifiers
Gas Range Organics (C6-C10)	mg/L	ND	ND		
4-Bromofluorobenzene (S)	%	91	91		

Results presented on this page are in the units indicated by the "Units" column except where an alternate unit is presented to the right of the result.

REPORT OF LABORATORY ANALYSIS

This report shall not be reproduced, except in full,
without the written consent of Pace Analytical Services, LLC.

Pace Analytical Services, LLC
9800 Kincey Ave. Suite 100
Huntersville, NC 28078
(704)875-9092

QUALITY CONTROL DATA

Project: Colonial Northstone (9/26)
Pace Project No.: 92497691

QC Batch: 569659 | Analysis Method: EPA 8260D
QC Batch Method: EPA 8260D | Analysis Description: 8260D MSV Low Level
Laboratory: Pace Analytical Services - Charlotte
Associated Lab Samples: 92497691001, 92497691002, 92497691003, 92497691004, 92497691005

METHOD BLANK: 3017784 Matrix: Water
Associated Lab Samples: 92497691001, 92497691002, 92497691003, 92497691004, 92497691005

Parameter	Units	Blank Result	Reporting Limit	Analyzed	Qualifiers
Benzene	ug/L	ND	1.0	09/30/20 01:18	
Ethylbenzene	ug/L	ND	1.0	09/30/20 01:18	
m&p-Xylene	ug/L	ND	2.0	09/30/20 01:18	
o-Xylene	ug/L	ND	1.0	09/30/20 01:18	
Toluene	ug/L	ND	1.0	09/30/20 01:18	
Xylene (Total)	ug/L	ND	1.0	09/30/20 01:18	
1,2-Dichloroethane-d4 (S)	%	106	70-130	09/30/20 01:18	
4-Bromofluorobenzene (S)	%	99	70-130	09/30/20 01:18	
Toluene-d8 (S)	%	96	70-130	09/30/20 01:18	

LABORATORY CONTROL SAMPLE: 3017785

Parameter	Units	Spike Conc.	LCS Result	LCS % Rec	% Rec Limits	Qualifiers
Benzene	ug/L	50	48.0	96	70-130	
Ethylbenzene	ug/L	50	46.8	94	70-130	
m&p-Xylene	ug/L	100	93.2	93	70-130	
o-Xylene	ug/L	50	47.2	94	70-131	
Toluene	ug/L	50	47.8	96	70-130	
Xylene (Total)	ug/L	150	140	94	70-130	
1,2-Dichloroethane-d4 (S)	%			108	70-130	
4-Bromofluorobenzene (S)	%			103	70-130	
Toluene-d8 (S)	%			101	70-130	

MATRIX SPIKE & MATRIX SPIKE DUPLICATE: 3017786 3017787

Parameter	Units	92497691002 Result	MS Spike Conc.	MSD Spike Conc.	MS Result	MSD Result	MS % Rec	MSD % Rec	% Rec Limits	RPD	Qual
Benzene	ug/L	ND	20	20	21.6	21.9	108	110	70-151	2	
Ethylbenzene	ug/L	ND	20	20	20.4	21.0	102	105	66-153	3	
m&p-Xylene	ug/L	ND	40	40	41.4	42.2	104	106	69-152	2	
o-Xylene	ug/L	ND	20	20	20.5	21.3	103	107	70-148	4	
Toluene	ug/L	ND	20	20	20.1	20.7	101	104	59-148	3	
Xylene (Total)	ug/L	ND	60	60	61.9	63.5	103	106	63-158	3	
1,2-Dichloroethane-d4 (S)	%						99	100	70-130		
4-Bromofluorobenzene (S)	%						98	99	70-130		
Toluene-d8 (S)	%						96	97	70-130		

Results presented on this page are in the units indicated by the "Units" column except where an alternate unit is presented to the right of the result.

REPORT OF LABORATORY ANALYSIS

This report shall not be reproduced, except in full,
without the written consent of Pace Analytical Services, LLC.

Pace Analytical Services, LLC
9800 Kincey Ave. Suite 100
Huntersville, NC 28078
(704)875-9092

QUALITY CONTROL DATA

Project: Colonial Northstone (9/26)
Pace Project No.: 92497691

QC Batch: 569700 | Analysis Method: EPA 8260D
QC Batch Method: EPA 8260D | Analysis Description: 8260D MSV Low Level
Laboratory: Pace Analytical Services - Charlotte
Associated Lab Samples: 92497691006, 92497691007, 92497691008, 92497691009, 92497691010, 92497691011

METHOD BLANK: 3018025 Matrix: Water
Associated Lab Samples: 92497691006, 92497691007, 92497691008, 92497691009, 92497691010, 92497691011

Parameter	Units	Blank Result	Reporting Limit	Analyzed	Qualifiers
Benzene	ug/L	ND	1.0	09/29/20 16:41	
Ethylbenzene	ug/L	ND	1.0	09/29/20 16:41	
m&p-Xylene	ug/L	ND	2.0	09/29/20 16:41	
o-Xylene	ug/L	ND	1.0	09/29/20 16:41	
Toluene	ug/L	ND	1.0	09/29/20 16:41	
Xylene (Total)	ug/L	ND	1.0	09/29/20 16:41	
1,2-Dichloroethane-d4 (S)	%	94	70-130	09/29/20 16:41	
4-Bromofluorobenzene (S)	%	101	70-130	09/29/20 16:41	
Toluene-d8 (S)	%	100	70-130	09/29/20 16:41	

LABORATORY CONTROL SAMPLE: 3018026

Parameter	Units	Spike Conc.	LCS Result	LCS % Rec	% Rec Limits	Qualifiers
Benzene	ug/L	50	54.7	109	70-130	
Ethylbenzene	ug/L	50	51.3	103	70-130	
m&p-Xylene	ug/L	100	102	102	70-130	
o-Xylene	ug/L	50	51.2	102	70-131	
Toluene	ug/L	50	53.9	108	70-130	
Xylene (Total)	ug/L	150	154	102	70-130	
1,2-Dichloroethane-d4 (S)	%			91	70-130	
4-Bromofluorobenzene (S)	%			96	70-130	
Toluene-d8 (S)	%			101	70-130	

MATRIX SPIKE & MATRIX SPIKE DUPLICATE: 3018027 3018028

Parameter	Units	92496919008 Result	MS Spike Conc.	MSD Spike Conc.	MS Result	MSD Result	MS % Rec	MSD % Rec	% Rec Limits	RPD	Qual
Benzene	ug/L	ND	20	20	24.8	26.2	124	131	70-151	5	
Ethylbenzene	ug/L	ND	20	20	23.0	24.3	115	122	66-153	5	
m&p-Xylene	ug/L	ND	40	40	45.9	48.6	115	121	69-152	6	
o-Xylene	ug/L	ND	20	20	22.9	24.2	115	121	70-148	6	
Toluene	ug/L	ND	20	20	23.6	25.1	118	125	59-148	6	
Xylene (Total)	ug/L	ND	60	60	68.8	72.8	115	121	63-158	6	
1,2-Dichloroethane-d4 (S)	%						91	90	70-130		
4-Bromofluorobenzene (S)	%						100	100	70-130		
Toluene-d8 (S)	%						100	100	70-130		

Results presented on this page are in the units indicated by the "Units" column except where an alternate unit is presented to the right of the result.

REPORT OF LABORATORY ANALYSIS

This report shall not be reproduced, except in full,
without the written consent of Pace Analytical Services, LLC.

Pace Analytical Services, LLC
9800 Kincey Ave. Suite 100
Huntersville, NC 28078
(704)875-9092

QUALIFIERS

Project: Colonial Northstone (9/26)
Pace Project No.: 92497691

DEFINITIONS

DF - Dilution Factor, if reported, represents the factor applied to the reported data due to dilution of the sample aliquot.

ND - Not Detected at or above adjusted reporting limit.

TNTC - Too Numerous To Count

J - Estimated concentration above the adjusted method detection limit and below the adjusted reporting limit.

MDL - Adjusted Method Detection Limit.

PQL - Practical Quantitation Limit.

RL - Reporting Limit - The lowest concentration value that meets project requirements for quantitative data with known precision and bias for a specific analyte in a specific matrix.

S - Surrogate

1,2-Diphenylhydrazine decomposes to and cannot be separated from Azobenzene using Method 8270. The result for each analyte is a combined concentration.

Consistent with EPA guidelines, unrounded data are displayed and have been used to calculate % recovery and RPD values.

LCS(D) - Laboratory Control Sample (Duplicate)

MS(D) - Matrix Spike (Duplicate)

DUP - Sample Duplicate

RPD - Relative Percent Difference

NC - Not Calculable.

SG - Silica Gel - Clean-Up

U - Indicates the compound was analyzed for, but not detected.

Acid preservation may not be appropriate for 2 Chloroethylvinyl ether.

A separate vial preserved to a pH of 4-5 is recommended in SW846 Chapter 4 for the analysis of Acrolein and Acrylonitrile by EPA Method 8260.

N-Nitrosodiphenylamine decomposes and cannot be separated from Diphenylamine using Method 8270. The result reported for each analyte is a combined concentration.

Pace Analytical is TNI accredited. Contact your Pace PM for the current list of accredited analytes.

TNI - The NELAC Institute.

This report shall not be reproduced, except in full,
without the written consent of Pace Analytical Services, LLC.

Pace Analytical Services, LLC
9800 Kincey Ave. Suite 100
Huntersville, NC 28078
(704)875-9092

QUALITY CONTROL DATA CROSS REFERENCE TABLE

Project: Colonial Northstone (9/26)
Pace Project No.: 92497691

Lab ID	Sample ID	QC Batch Method	QC Batch	Analytical Method	Analytical Batch
92497691001	**20270-SW-7**	EPA 5030B/8015C Mod.	569671		
92497691002	**20270-SW-6**	EPA 5030B/8015C Mod.	569671		
92497691003	**20270-SW-5**	EPA 5030B/8015C Mod.	569671		
92497691004	**20270-SW-4**	EPA 5030B/8015C Mod.	569671		
92497691005	**20270-SW-3**	EPA 5030B/8015C Mod.	569671		
92497691006	**20270-SW-2**	EPA 5030B/8015C Mod.	569671		
92497691007	**20270-SW-1**	EPA 5030B/8015C Mod.	569671		
92497691008	**20270-SW-CONFLUENCE**	EPA 5030B/8015C Mod.	569671		
92497691009	**20270-SW-SEEP**	EPA 5030B/8015C Mod.	569671		
92497691010	**20270-SW-DUP**	EPA 5030B/8015C Mod.	569671		
92497691001	**20270-SW-7**	EPA 8260D	569659		
92497691002	**20270-SW-6**	EPA 8260D	569659		
92497691003	**20270-SW-5**	EPA 8260D	569659		
92497691004	**20270-SW-4**	EPA 8260D	569659		
92497691005	**20270-SW-3**	EPA 8260D	569659		
92497691006	**20270-SW-2**	EPA 8260D	569700		
92497691007	**20270-SW-1**	EPA 8260D	569700		
92497691008	**20270-SW-CONFLUENCE**	EPA 8260D	569700		
92497691009	**20270-SW-SEEP**	EPA 8260D	569700		
92497691010	**20270-SW-DUP**	EPA 8260D	569700		
92497691011	**20270-TRIP BLANK**	EPA 8260D	569700		

This report shall not be reproduced, except in full,
without the written consent of Pace Analytical Services, LLC.

Pace Analytical	Document Name: Sample Condition Upon Receipt(SCUR)	Document Revised: February 7, 2018 Page 1 of 2
	Document No.: F-CAR-CS-033-Rev.06	Issuing Authority: Pace Carolinas Quality Office

Laboratory receiving samples:
Asheville ☐ Eden ☐ Greenwood ☐ Huntersville ☑ Raleigh ☐ Mechanicsville ☐

Sample Condition Upon Receipt

Client Name: MONTROSE ENVIRONMENTAL Project #:

WO# : 92497691

92497691

Courier: ☐ Commercial ☐ Fed Ex ☐ UPS ☐ USPS ☐ Client ☐ Pace ☐ Other:____

Custody Seal Present? ☐ Yes ☑ No Seals Intact? ☐ Yes ☑ No

Date/Initials Person Examining Contents: 9/25

Packing Material: ☐ Bubble Wrap ☑ Bubble Bags ☐ None ☐ Other

Biological Tissue Frozen? ☐ Yes ☐ No ☑ N/A 9/24/20

Thermometer: ☑ IR Gun ID: 92T061 Type of Ice: ☑ Wet ☐ Blue ☐ None

Cooler Temp (°C): 5.6 Correction Factor: Add/Subtract (°C) 0.0

Cooler Temp Corrected (°C): 5.8

Temp should be above freezing to 6°C
☐ Samples out of temp criteria. Samples on ice, cooling process has begun

USDA Regulated Soil (☑ N/A, water sample)
Did samples originate in a quarantine zone within the United States: CA, NY, or SC (check maps)? ☐ Yes ☐ No

Did samples originate from a foreign source (Internationally, including Hawaii and Puerto Rico)? ☐ Yes ☐ No

		Comments/Discrepancy:
Chain of Custody Present?	☑ Yes ☐ No ☐ N/A	1.
Samples Arrived within Hold Time?	☑ Yes ☐ No ☐ N/A	2.
Short Hold Time Analysis (<72 hr.)?	☐ Yes ☑ No ☐ N/A	3.
Rush Turn Around Time Requested?	☐ Yes ☑ No ☐ N/A	4.
Sufficient Volume?	☑ Yes ☐ No ☐ N/A	5.
Correct Containers Used?	☑ Yes ☐ No ☐ N/A	6.
-Pace Containers Used?	☑ Yes ☐ No ☐ N/A	
Containers Intact?	☑ Yes ☐ No ☐ N/A	7.
Dissolved analysis: Samples Field Filtered?	☐ Yes ☑ No ☐ N/A	8.
Sample Labels Match COC?	☑ Yes ☐ No ☐ N/A	9.
-Includes Date/Time/ID/Analysis Matrix: WT		
Headspace in VOA Vials (>5-6mm)?	☐ Yes ☑ No ☐ N/A	10.
Trip Blank Present?	☑ Yes ☐ No ☐ N/A	11.
Trip Blank Custody Seals Present?	☑ Yes ☐ No ☐ N/A	

Field Data Required? ☐ Yes ☐ No

COMMENTS/SAMPLE DISCREPANCY

Lot ID of split containers:

CLIENT NOTIFICATION/RESOLUTION

Person contacted: Date/Time:

Project Manager SCURF Review: NMG Date: 9/28/20

Project Manager SRF Review: NMG Date: 9/28/20

*Check mark top half of box if pH and/or dechlorination is verified and within the acceptance range for preservation samples.

Exceptions: VOA, Coliform, TOC, Oil and Grease, DRO/8015 (water) DOC, LLHg

**Bottom half of box is to list number of bottle

Project #

WO#: 92497691

PM: NMG Due Date: 10/02/20

CLIENT: 92-MontEnvGr

Item#	BP4U-125 mL Plastic Unpreserved (N/A) (Cl-)	BP3U-250 mL Plastic Unpreserved (N/A)	BP2U-500 mL Plastic Unpreserved (N/A)	BP1U-1 liter Plastic Unpreserved (N/A)	BP4S-125 mL Plastic H2SO4 (pH < 2) (Cl-)	BP3N-250 mL plastic HNO3 (pH < 2)	BP4Z-125 mL Plastic ZN Acetate & NaOH (>9)	BP4C-125 mL Plastic NaOH (pH > 12) (Cl-)	WGFU-Wide-mouthed Glass jar Unpreserved	AG1U-1 liter Amber Unpreserved (N/A) (Cl-)	AG1H-1 liter Amber HCl (pH < 2)	AG3U-250 mL Amber Unpreserved (N/A) (Cl-)	AG1S-1 liter Amber H2SO4 (pH < 2)	AG3S-250 mL Amber H2SO4 (pH < 2)	AG3A(DG3A)-250 mL Amber NH4Cl (N/A)(Cl-)	DG9H-40 mL VOA HCl (N/A)	VG9T-40 mL VOA Na2S2O3 (N/A)	VG9U-40 mL VOA Unp (N/A)	DG9P-40 mL VOA H3PO4 (N/A)	VOAK (6 vials per kit)-5035 kit (N/A)	V/GK (3 vials per kit)-VPH/Gas kit (N/A)	SP5T-125 mL Sterile Plastic (N/A – lab)	SP2T-250 mL Sterile Plastic (N/A – lab)	BP3A-250 mL Plastic (NH2)2SO4 (9.3-9.7)	AG0U-100 mL Amber Unpreserved vials (N/A)	VSGU-20 mL Scintillation vials (N/A)	DG9U-40 mL Amber Unpreserved vials (N/A)
1																6											
2																6											
3																6											
4																6											
5																6											
6																6											
7																6											
8																6											
9																6											
10																6											
11																2											
12																											

pH Adjustment Log for Preserved Samples

Sample ID	Type of Preservative	pH upon receipt	Date preservation adjusted	Time preservation adjusted	Amount of Preservative added	Lot #

Note: Whenever there is a discrepancy affecting North Carolina compliance samples, a copy of this form will be sent to the North Carolina DEHNR Certification Office (i.e. Out of hold, incorrect preservative, out of temp, incorrect containers.

Pace Analytical
WWW.PACELABS.COM

CHAIN-OF-CUSTODY / Analytical Request Document

The Chain-of-Custody is a LEGAL DOCUMENT. All relevant fields must be completed accurately.

Page : 1 Of 1

Section A
Required Client Information:

Company:	Montrose Environmental
Address:	400 Nothridge Rd.
Suite 400, Sandy Springs, GA 30350	
Email:	
Phone:	(571)235-7127 Fax
Requested Due Date:	

Section B
Required Project Information:

Report To:	Nick Nelson
Copy To:	
Purchase Order #:	
Project Name:	Colonial Northstone
Project #:	

Section C
Invoice Information:

Attention:	
Company Name:	
Address:	
Pace Quote:	
Pace Project Manager:	nicole.gasiorowski@pacelabs.com,
Pace Profile #:	12477-1

Regulatory Agency

State / Location
NC

Requested Analysis Filtered (Y/N)

ITEM #	SAMPLE ID (One Character per box. (A-Z, 0-9 / , -) Sample Ids must be unique)	MATRIX CODE (see valid codes to left)	SAMPLE TYPE (G=GRAB C=COMP)	COLLECTED START DATE	COLLECTED START TIME	COLLECTED END DATE	COLLECTED END TIME	SAMPLE TEMP AT COLLECTION	# OF CONTAINERS	Unpreserved	H2SO4	HNO3	HCl	NaOH	Na2S2O3	Methanol	Other	Analyses Test Y/N	BTEX	GRO 8015	Trip BLANK	1L Amber Glass Unpreserve	Residual Chlorine (Y/N)	92497691
1	20270 - SW - 7	WT	6	9/26/20	1030				6				X						X	X				001
2	20270 - SW - 6	WT	6	9/26/20	1055				6				X						X	X				002
3	20270 - SW - 5	WT	6	9/26/20	1110				6				X						X	X				003
4	20270 - SW - 4	WT	6	9/26/20	1140				6				X						X	X				004
5	20270 - SW - 3	WT	6	9/26/20	1210				6				X						X	X				005
6	20270 - SW - 2	WT	6	9/26/20	1230				6				X						X	X				006
7	20270 - SW - 1	WT	6	9/26/20	1300				6				X						X	X				007
8	20270 - SW - CONFLUENCE	WT	6	9/26/20	1317				6				X						X	X				008
9	20270 - SW - SEEP	WT	6	9/26/20	1325				6				X						X	X				009
10	20270 - SW - DUP	WT	6	9/26/20	1200				6				X						X	X				010
11	20270 - ~~SW~~ KC - TRIP BLANK	WT			N/A				2										X		X			011
12																								

ADDITIONAL COMMENTS	RELINQUISHED BY / AFFILIATION	DATE	TIME	ACCEPTED BY / AFFILIATION	DATE	TIME	SAMPLE CONDITIONS			
	[signature] / MONTROSE	9/26/20 ~~1155~~ KC	1255	[signature] / PACE HVL	9.28.20	1253	5.8	Y	N	X

SAMPLER NAME AND SIGNATURE

PRINT Name of SAMPLER: KENT CHILDERS

SIGNATURE of SAMPLER: [signature]

DATE Signed: 9/26/2020

TEMP in C	Received on Ice (Y/N)	Custody Sealed Cooler (Y/N)	Samples Intact (Y/N)

Pace Analytical Services, LLC
9800 Kincey Ave. Suite 100
Huntersville, NC 28078
(704)875-9092

October 06, 2020

Alex Testoff
Montrose Environmental Group, Inc.
400 Northridge Rd.
Suite 400
Atlanta, GA 30350

RE: Project: Colonial Northstone (10/1)
Pace Project No.: 92498347

Dear Alex Testoff:

Enclosed are the analytical results for sample(s) received by the laboratory on October 01, 2020. The results relate only to the samples included in this report. Results reported herein conform to the applicable TNI/NELAC Standards and the laboratory's Quality Manual, where applicable, unless otherwise noted in the body of the report.

The test results provided in this final report were generated by each of the following laboratories within the Pace Network:

- Pace Analytical Services - Charlotte

If you have any questions concerning this report, please feel free to contact me.

Sincerely,

Nicole Gasiorowski

Nicole Gasiorowski
nicole.gasiorowski@pacelabs.com
(704)875-9092
Project Manager

Enclosures

cc: J Culbreath, Colonial Pipeline Company
Robert Hughes, Colonial Pipeline Company
Jeff Morrison, Colonial Pipeline Company
Nicholas Nelson, Montrose Environmental Group, Inc.
J Tate, Colonial Pipeline Company
JM Wyatt, Colonial Pipeline Company

This report shall not be reproduced, except in full,
without the written consent of Pace Analytical Services, LLC.

Pace Analytical Services, LLC
9800 Kincey Ave. Suite 100
Huntersville, NC 28078
(704)875-9092

CERTIFICATIONS

Project: Colonial Northstone (10/1)
Pace Project No.: 92498347

Pace Analytical Services Charlotte
9800 Kincey Ave. Ste 100, Huntersville, NC 28078
Louisiana/NELAP Certification # LA170028
North Carolina Drinking Water Certification #: 37706
North Carolina Field Services Certification #: 5342
North Carolina Wastewater Certification #: 12
South Carolina Certification #: 99006001
Florida/NELAP Certification #: E87627
Kentucky UST Certification #: 84
Virginia/VELAP Certification #: 460221

REPORT OF LABORATORY ANALYSIS

This report shall not be reproduced, except in full,
without the written consent of Pace Analytical Services, LLC.

Pace Analytical Services, LLC
9800 Kincey Ave. Suite 100
Huntersville, NC 28078
(704)875-9092

SAMPLE ANALYTE COUNT

Project: Colonial Northstone (10/1)
Pace Project No.: 92498347

Lab ID	Sample ID	Method	Analysts	Analytes Reported	Laboratory
92498347001	**20275-SW-7**	EPA 5030B/8015C Mod.	MAD	2	PASI-C
		EPA 8260D	PM1	9	PASI-C
92498347002	**20275-SW-6**	EPA 5030B/8015C Mod.	MAD	2	PASI-C
		EPA 8260D	PM1	9	PASI-C
92498347003	**20275-SW-5**	EPA 5030B/8015C Mod.	MAD	2	PASI-C
		EPA 8260D	PM1	9	PASI-C
92498347004	**20275-SW-4**	EPA 5030B/8015C Mod.	MAD	2	PASI-C
		EPA 8260D	PM1	9	PASI-C
92498347005	**20275-SW-3**	EPA 5030B/8015C Mod.	MAD	2	PASI-C
		EPA 8260D	PM1	9	PASI-C
92498347006	**20275-SW-2**	EPA 5030B/8015C Mod.	MAD	2	PASI-C
		EPA 8260D	PM1	9	PASI-C
92498347007	**20275-SW-1**	EPA 5030B/8015C Mod.	MAD	2	PASI-C
		EPA 8260D	PM1	9	PASI-C
92498347008	**20275-SW-CONFLUENCE**	EPA 5030B/8015C Mod.	MAD	2	PASI-C
		EPA 8260D	BSH	9	PASI-C
92498347009	**20275-SW-SEEP**	EPA 5030B/8015C Mod.	MAD	2	PASI-C
		EPA 8260D	BSH	9	PASI-C
92498347010	**20275-SW-DUP**	EPA 5030B/8015C Mod.	MAD	2	PASI-C
		EPA 8260D	BSH	9	PASI-C
92498347011	**20275-TRIP BLANK**	EPA 8260D	BSH	9	PASI-C

PASI-C = Pace Analytical Services - Charlotte

This report shall not be reproduced, except in full,
without the written consent of Pace Analytical Services, LLC.

Pace Analytical Services, LLC
9800 Kincey Ave. Suite 100
Huntersville, NC 28078
(704)875-9092

ANALYTICAL RESULTS

Project: Colonial Northstone (10/1)
Pace Project No.: 92498347

Sample: 20275-SW-7 **Lab ID: 92498347001** Collected: 10/01/20 10:40 Received: 10/01/20 14:15 Matrix: Water

Parameters	Results	Units	Report Limit	DF	Prepared	Analyzed	CAS No.	Qual
Gasoline Range Organics	Analytical Method: EPA 5030B/8015C Mod. Pace Analytical Services - Charlotte							
Gas Range Organics (C6-C10)	ND	mg/L	0.080	1		10/02/20 14:46		
Surrogates								
4-Bromofluorobenzene (S)	91	%	70-130	1		10/02/20 14:46	460-00-4	
8260D MSV Low Level	Analytical Method: EPA 8260D Pace Analytical Services - Charlotte							
Benzene	ND	ug/L	1.0	1		10/02/20 19:18	71-43-2	
Ethylbenzene	ND	ug/L	1.0	1		10/02/20 19:18	100-41-4	
Toluene	ND	ug/L	1.0	1		10/02/20 19:18	108-88-3	
Xylene (Total)	ND	ug/L	1.0	1		10/02/20 19:18	1330-20-7	
m&p-Xylene	ND	ug/L	2.0	1		10/02/20 19:18	179601-23-1	
o-Xylene	ND	ug/L	1.0	1		10/02/20 19:18	95-47-6	
Surrogates								
4-Bromofluorobenzene (S)	100	%	70-130	1		10/02/20 19:18	460-00-4	
1,2-Dichloroethane-d4 (S)	105	%	70-130	1		10/02/20 19:18	17060-07-0	
Toluene-d8 (S)	95	%	70-130	1		10/02/20 19:18	2037-26-5	

REPORT OF LABORATORY ANALYSIS

This report shall not be reproduced, except in full,
without the written consent of Pace Analytical Services, LLC.

Pace Analytical Services, LLC
9800 Kincey Ave. Suite 100
Huntersville, NC 28078
(704)875-9092

ANALYTICAL RESULTS

Project: Colonial Northstone (10/1)
Pace Project No.: 92498347

Sample: 20275-SW-6 **Lab ID: 92498347002** Collected: 10/01/20 11:10 Received: 10/01/20 14:15 Matrix: Water

Parameters	Results	Units	Report Limit	DF	Prepared	Analyzed	CAS No.	Qual
Gasoline Range Organics	Analytical Method: EPA 5030B/8015C Mod. Pace Analytical Services - Charlotte							
Gas Range Organics (C6-C10)	ND	mg/L	0.080	1		10/02/20 15:42		
Surrogates								
4-Bromofluorobenzene (S)	90	%	70-130	1		10/02/20 15:42	460-00-4	
8260D MSV Low Level	Analytical Method: EPA 8260D Pace Analytical Services - Charlotte							
Benzene	ND	ug/L	1.0	1		10/02/20 19:36	71-43-2	
Ethylbenzene	ND	ug/L	1.0	1		10/02/20 19:36	100-41-4	
Toluene	ND	ug/L	1.0	1		10/02/20 19:36	108-88-3	
Xylene (Total)	ND	ug/L	1.0	1		10/02/20 19:36	1330-20-7	
m&p-Xylene	ND	ug/L	2.0	1		10/02/20 19:36	179601-23-1	
o-Xylene	ND	ug/L	1.0	1		10/02/20 19:36	95-47-6	
Surrogates								
4-Bromofluorobenzene (S)	100	%	70-130	1		10/02/20 19:36	460-00-4	
1,2-Dichloroethane-d4 (S)	108	%	70-130	1		10/02/20 19:36	17060-07-0	
Toluene-d8 (S)	95	%	70-130	1		10/02/20 19:36	2037-26-5	

REPORT OF LABORATORY ANALYSIS

This report shall not be reproduced, except in full,
without the written consent of Pace Analytical Services, LLC.

Pace Analytical Services, LLC
9800 Kincey Ave. Suite 100
Huntersville, NC 28078
(704)875-9092

ANALYTICAL RESULTS

Project: Colonial Northstone (10/1)
Pace Project No.: 92498347

Sample: 20275-SW-5 **Lab ID: 92498347003** Collected: 10/01/20 11:25 Received: 10/01/20 14:15 Matrix: Water

Parameters	Results	Units	Report Limit	DF	Prepared	Analyzed	CAS No.	Qual
Gasoline Range Organics	Analytical Method: EPA 5030B/8015C Mod. Pace Analytical Services - Charlotte							
Gas Range Organics (C6-C10)	ND	mg/L	0.080	1		10/02/20 16:10		
Surrogates								
4-Bromofluorobenzene (S)	90	%	70-130	1		10/02/20 16:10	460-00-4	
8260D MSV Low Level	Analytical Method: EPA 8260D Pace Analytical Services - Charlotte							
Benzene	ND	ug/L	1.0	1		10/02/20 19:54	71-43-2	
Ethylbenzene	ND	ug/L	1.0	1		10/02/20 19:54	100-41-4	
Toluene	ND	ug/L	1.0	1		10/02/20 19:54	108-88-3	
Xylene (Total)	ND	ug/L	1.0	1		10/02/20 19:54	1330-20-7	
m&p-Xylene	ND	ug/L	2.0	1		10/02/20 19:54	179601-23-1	
o-Xylene	ND	ug/L	1.0	1		10/02/20 19:54	95-47-6	
Surrogates								
4-Bromofluorobenzene (S)	99	%	70-130	1		10/02/20 19:54	460-00-4	
1,2-Dichloroethane-d4 (S)	108	%	70-130	1		10/02/20 19:54	17060-07-0	
Toluene-d8 (S)	94	%	70-130	1		10/02/20 19:54	2037-26-5	

REPORT OF LABORATORY ANALYSIS

This report shall not be reproduced, except in full,
without the written consent of Pace Analytical Services, LLC.

Pace Analytical Services, LLC
9800 Kincey Ave. Suite 100
Huntersville, NC 28078
(704)875-9092

ANALYTICAL RESULTS

Project: Colonial Northstone (10/1)
Pace Project No.: 92498347

Sample: 20275-SW-4 **Lab ID: 92498347004** Collected: 10/01/20 11:40 Received: 10/01/20 14:15 Matrix: Water

Parameters	Results	Units	Report Limit	DF	Prepared	Analyzed	CAS No.	Qual
Gasoline Range Organics	Analytical Method: EPA 5030B/8015C Mod. Pace Analytical Services - Charlotte							
Gas Range Organics (C6-C10)	ND	mg/L	0.080	1		10/02/20 16:38		
Surrogates								
4-Bromofluorobenzene (S)	89	%	70-130	1		10/02/20 16:38	460-00-4	
8260D MSV Low Level	Analytical Method: EPA 8260D Pace Analytical Services - Charlotte							
Benzene	ND	ug/L	1.0	1		10/02/20 20:12	71-43-2	
Ethylbenzene	ND	ug/L	1.0	1		10/02/20 20:12	100-41-4	
Toluene	ND	ug/L	1.0	1		10/02/20 20:12	108-88-3	
Xylene (Total)	ND	ug/L	1.0	1		10/02/20 20:12	1330-20-7	
m&p-Xylene	ND	ug/L	2.0	1		10/02/20 20:12	179601-23-1	
o-Xylene	ND	ug/L	1.0	1		10/02/20 20:12	95-47-6	
Surrogates								
4-Bromofluorobenzene (S)	99	%	70-130	1		10/02/20 20:12	460-00-4	
1,2-Dichloroethane-d4 (S)	107	%	70-130	1		10/02/20 20:12	17060-07-0	
Toluene-d8 (S)	94	%	70-130	1		10/02/20 20:12	2037-26-5	

REPORT OF LABORATORY ANALYSIS

This report shall not be reproduced, except in full,
without the written consent of Pace Analytical Services, LLC.

Pace Analytical Services, LLC
9800 Kincey Ave. Suite 100
Huntersville, NC 28078
(704)875-9092

ANALYTICAL RESULTS

Project: Colonial Northstone (10/1)
Pace Project No.: 92498347

Sample: 20275-SW-3 **Lab ID: 92498347005** Collected: 10/01/20 12:05 Received: 10/01/20 14:15 Matrix: Water

Parameters	Results	Units	Report Limit	DF	Prepared	Analyzed	CAS No.	Qual
Gasoline Range Organics	Analytical Method: EPA 5030B/8015C Mod. Pace Analytical Services - Charlotte							
Gas Range Organics (C6-C10)	ND	mg/L	0.080	1		10/02/20 17:06		
Surrogates								
4-Bromofluorobenzene (S)	93	%	70-130	1		10/02/20 17:06	460-00-4	
8260D MSV Low Level	Analytical Method: EPA 8260D Pace Analytical Services - Charlotte							
Benzene	ND	ug/L	1.0	1		10/02/20 20:30	71-43-2	
Ethylbenzene	ND	ug/L	1.0	1		10/02/20 20:30	100-41-4	
Toluene	ND	ug/L	1.0	1		10/02/20 20:30	108-88-3	
Xylene (Total)	ND	ug/L	1.0	1		10/02/20 20:30	1330-20-7	
m&p-Xylene	ND	ug/L	2.0	1		10/02/20 20:30	179601-23-1	
o-Xylene	ND	ug/L	1.0	1		10/02/20 20:30	95-47-6	
Surrogates								
4-Bromofluorobenzene (S)	99	%	70-130	1		10/02/20 20:30	460-00-4	
1,2-Dichloroethane-d4 (S)	105	%	70-130	1		10/02/20 20:30	17060-07-0	
Toluene-d8 (S)	95	%	70-130	1		10/02/20 20:30	2037-26-5	

REPORT OF LABORATORY ANALYSIS

This report shall not be reproduced, except in full,
without the written consent of Pace Analytical Services, LLC.

Pace Analytical Services, LLC
9800 Kincey Ave. Suite 100
Huntersville, NC 28078
(704)875-9092

ANALYTICAL RESULTS

Project: Colonial Northstone (10/1)
Pace Project No.: 92498347

Sample: 20275-SW-2 **Lab ID: 92498347006** Collected: 10/01/20 12:20 Received: 10/01/20 14:15 Matrix: Water

Parameters	Results	Units	Report Limit	DF	Prepared	Analyzed	CAS No.	Qual
Gasoline Range Organics	Analytical Method: EPA 5030B/8015C Mod. Pace Analytical Services - Charlotte							
Gas Range Organics (C6-C10)	ND	mg/L	0.080	1		10/02/20 17:34		
Surrogates								
4-Bromofluorobenzene (S)	90	%	70-130	1		10/02/20 17:34	460-00-4	
8260D MSV Low Level	Analytical Method: EPA 8260D Pace Analytical Services - Charlotte							
Benzene	ND	ug/L	1.0	1		10/02/20 20:48	71-43-2	
Ethylbenzene	ND	ug/L	1.0	1		10/02/20 20:48	100-41-4	
Toluene	ND	ug/L	1.0	1		10/02/20 20:48	108-88-3	
Xylene (Total)	ND	ug/L	1.0	1		10/02/20 20:48	1330-20-7	
m&p-Xylene	ND	ug/L	2.0	1		10/02/20 20:48	179601-23-1	
o-Xylene	ND	ug/L	1.0	1		10/02/20 20:48	95-47-6	
Surrogates								
4-Bromofluorobenzene (S)	100	%	70-130	1		10/02/20 20:48	460-00-4	
1,2-Dichloroethane-d4 (S)	110	%	70-130	1		10/02/20 20:48	17060-07-0	
Toluene-d8 (S)	95	%	70-130	1		10/02/20 20:48	2037-26-5	

REPORT OF LABORATORY ANALYSIS

This report shall not be reproduced, except in full,
without the written consent of Pace Analytical Services, LLC.

Pace Analytical Services, LLC
9800 Kincey Ave. Suite 100
Huntersville, NC 28078
(704)875-9092

ANALYTICAL RESULTS

Project: Colonial Northstone (10/1)
Pace Project No.: 92498347

Sample: 20275-SW-1 **Lab ID: 92498347007** Collected: 10/01/20 12:35 Received: 10/01/20 14:15 Matrix: Water

Parameters	Results	Units	Report Limit	DF	Prepared	Analyzed	CAS No.	Qual
Gasoline Range Organics	Analytical Method: EPA 5030B/8015C Mod. Pace Analytical Services - Charlotte							
Gas Range Organics (C6-C10)	ND	mg/L	0.080	1		10/02/20 18:02		
Surrogates								
4-Bromofluorobenzene (S)	94	%	70-130	1		10/02/20 18:02	460-00-4	
8260D MSV Low Level	Analytical Method: EPA 8260D Pace Analytical Services - Charlotte							
Benzene	ND	ug/L	1.0	1		10/02/20 21:06	71-43-2	
Ethylbenzene	ND	ug/L	1.0	1		10/02/20 21:06	100-41-4	
Toluene	ND	ug/L	1.0	1		10/02/20 21:06	108-88-3	
Xylene (Total)	ND	ug/L	1.0	1		10/02/20 21:06	1330-20-7	
m&p-Xylene	ND	ug/L	2.0	1		10/02/20 21:06	179601-23-1	
o-Xylene	ND	ug/L	1.0	1		10/02/20 21:06	95-47-6	
Surrogates								
4-Bromofluorobenzene (S)	98	%	70-130	1		10/02/20 21:06	460-00-4	
1,2-Dichloroethane-d4 (S)	108	%	70-130	1		10/02/20 21:06	17060-07-0	
Toluene-d8 (S)	95	%	70-130	1		10/02/20 21:06	2037-26-5	

REPORT OF LABORATORY ANALYSIS

This report shall not be reproduced, except in full,
without the written consent of Pace Analytical Services, LLC.

Pace Analytical Services, LLC
9800 Kincey Ave. Suite 100
Huntersville, NC 28078
(704)875-9092

ANALYTICAL RESULTS

Project: Colonial Northstone (10/1)
Pace Project No.: 92498347

Sample: 20275-SW-CONFLUENCE **Lab ID: 92498347008** Collected: 10/01/20 13:10 Received: 10/01/20 14:15 Matrix: Water

Parameters	Results	Units	Report Limit	DF	Prepared	Analyzed	CAS No.	Qual
Gasoline Range Organics	Analytical Method: EPA 5030B/8015C Mod. Pace Analytical Services - Charlotte							
Gas Range Organics (C6-C10)	ND	mg/L	0.080	1		10/02/20 18:30		
Surrogates								
4-Bromofluorobenzene (S)	93	%	70-130	1		10/02/20 18:30	460-00-4	
8260D MSV Low Level	Analytical Method: EPA 8260D Pace Analytical Services - Charlotte							
Benzene	ND	ug/L	1.0	1		10/03/20 02:25	71-43-2	
Ethylbenzene	ND	ug/L	1.0	1		10/03/20 02:25	100-41-4	
Toluene	ND	ug/L	1.0	1		10/03/20 02:25	108-88-3	
Xylene (Total)	ND	ug/L	1.0	1		10/03/20 02:25	1330-20-7	
m&p-Xylene	ND	ug/L	2.0	1		10/03/20 02:25	179601-23-1	
o-Xylene	ND	ug/L	1.0	1		10/03/20 02:25	95-47-6	
Surrogates								
4-Bromofluorobenzene (S)	99	%	70-130	1		10/03/20 02:25	460-00-4	
1,2-Dichloroethane-d4 (S)	96	%	70-130	1		10/03/20 02:25	17060-07-0	
Toluene-d8 (S)	100	%	70-130	1		10/03/20 02:25	2037-26-5	

REPORT OF LABORATORY ANALYSIS

This report shall not be reproduced, except in full,
without the written consent of Pace Analytical Services, LLC.

Pace Analytical Services, LLC
9800 Kincey Ave. Suite 100
Huntersville, NC 28078
(704)875-9092

ANALYTICAL RESULTS

Project: Colonial Northstone (10/1)
Pace Project No.: 92498347

Sample: 20275-SW-SEEP **Lab ID: 92498347009** Collected: 10/01/20 13:15 Received: 10/01/20 14:15 Matrix: Water

Parameters	Results	Units	Report Limit	DF	Prepared	Analyzed	CAS No.	Qual
Gasoline Range Organics	Analytical Method: EPA 5030B/8015C Mod. Pace Analytical Services - Charlotte							
Gas Range Organics (C6-C10)	ND	mg/L	0.080	1		10/03/20 01:59		
Surrogates								
4-Bromofluorobenzene (S)	94	%	70-130	1		10/03/20 01:59	460-00-4	
8260D MSV Low Level	Analytical Method: EPA 8260D Pace Analytical Services - Charlotte							
Benzene	ND	ug/L	1.0	1		10/03/20 02:43	71-43-2	
Ethylbenzene	ND	ug/L	1.0	1		10/03/20 02:43	100-41-4	
Toluene	ND	ug/L	1.0	1		10/03/20 02:43	108-88-3	
Xylene (Total)	ND	ug/L	1.0	1		10/03/20 02:43	1330-20-7	
m&p-Xylene	ND	ug/L	2.0	1		10/03/20 02:43	179601-23-1	
o-Xylene	ND	ug/L	1.0	1		10/03/20 02:43	95-47-6	
Surrogates								
4-Bromofluorobenzene (S)	101	%	70-130	1		10/03/20 02:43	460-00-4	
1,2-Dichloroethane-d4 (S)	96	%	70-130	1		10/03/20 02:43	17060-07-0	
Toluene-d8 (S)	103	%	70-130	1		10/03/20 02:43	2037-26-5	

This report shall not be reproduced, except in full,
without the written consent of Pace Analytical Services, LLC.

Pace Analytical Services, LLC
9800 Kincey Ave. Suite 100
Huntersville, NC 28078
(704)875-9092

ANALYTICAL RESULTS

Project: Colonial Northstone (10/1)
Pace Project No.: 92498347

Sample: 20275-SW-DUP **Lab ID: 92498347010** Collected: 10/01/20 12:00 Received: 10/01/20 14:15 Matrix: Water

Parameters	Results	Units	Report Limit	DF	Prepared	Analyzed	CAS No.	Qual
Gasoline Range Organics	Analytical Method: EPA 5030B/8015C Mod. Pace Analytical Services - Charlotte							
Gas Range Organics (C6-C10)	ND	mg/L	0.080	1		10/03/20 02:55		
Surrogates								
4-Bromofluorobenzene (S)	90	%	70-130	1		10/03/20 02:55	460-00-4	
8260D MSV Low Level	Analytical Method: EPA 8260D Pace Analytical Services - Charlotte							
Benzene	ND	ug/L	1.0	1		10/03/20 03:01	71-43-2	
Ethylbenzene	ND	ug/L	1.0	1		10/03/20 03:01	100-41-4	
Toluene	ND	ug/L	1.0	1		10/03/20 03:01	108-88-3	
Xylene (Total)	ND	ug/L	1.0	1		10/03/20 03:01	1330-20-7	
m&p-Xylene	ND	ug/L	2.0	1		10/03/20 03:01	179601-23-1	
o-Xylene	ND	ug/L	1.0	1		10/03/20 03:01	95-47-6	
Surrogates								
4-Bromofluorobenzene (S)	100	%	70-130	1		10/03/20 03:01	460-00-4	
1,2-Dichloroethane-d4 (S)	97	%	70-130	1		10/03/20 03:01	17060-07-0	
Toluene-d8 (S)	101	%	70-130	1		10/03/20 03:01	2037-26-5	

This report shall not be reproduced, except in full,
without the written consent of Pace Analytical Services, LLC.

Pace Analytical Services, LLC
9800 Kincey Ave. Suite 100
Huntersville, NC 28078
(704)875-9092

ANALYTICAL RESULTS

Project: Colonial Northstone (10/1)
Pace Project No.: 92498347

Sample: 20275-TRIP BLANK **Lab ID: 92498347011** Collected: 10/01/20 00:00 Received: 10/01/20 14:15 Matrix: Water

Parameters	Results	Units	Report Limit	DF	Prepared	Analyzed	CAS No.	Qual
8260D MSV Low Level	Analytical Method: EPA 8260D Pace Analytical Services - Charlotte							
Benzene	ND	ug/L	1.0	1		10/03/20 02:07	71-43-2	
Ethylbenzene	ND	ug/L	1.0	1		10/03/20 02:07	100-41-4	
Toluene	ND	ug/L	1.0	1		10/03/20 02:07	108-88-3	
Xylene (Total)	ND	ug/L	1.0	1		10/03/20 02:07	1330-20-7	
m&p-Xylene	ND	ug/L	2.0	1		10/03/20 02:07	179601-23-1	
o-Xylene	ND	ug/L	1.0	1		10/03/20 02:07	95-47-6	
Surrogates								
4-Bromofluorobenzene (S)	100	%	70-130	1		10/03/20 02:07	460-00-4	
1,2-Dichloroethane-d4 (S)	96	%	70-130	1		10/03/20 02:07	17060-07-0	
Toluene-d8 (S)	102	%	70-130	1		10/03/20 02:07	2037-26-5	

This report shall not be reproduced, except in full,
without the written consent of Pace Analytical Services, LLC.

Pace Analytical Services, LLC
9800 Kincey Ave. Suite 100
Huntersville, NC 28078
(704)875-9092

QUALITY CONTROL DATA

Project: Colonial Northstone (10/1)
Pace Project No.: 92498347

QC Batch: 570576 | Analysis Method: EPA 5030B/8015C Mod.
QC Batch Method: EPA 5030B/8015C Mod. | Analysis Description: Gasoline Range Organics
Laboratory: Pace Analytical Services - Charlotte
Associated Lab Samples: 92498347001, 92498347002, 92498347003, 92498347004, 92498347005, 92498347006, 92498347007, 92498347008

METHOD BLANK: 3022598 Matrix: Water
Associated Lab Samples: 92498347001, 92498347002, 92498347003, 92498347004, 92498347005, 92498347006, 92498347007, 92498347008

Parameter	Units	Blank Result	Reporting Limit	Analyzed	Qualifiers
Gas Range Organics (C6-C10)	mg/L	ND	0.080	10/02/20 13:50	
4-Bromofluorobenzene (S)	%	97	70-130	10/02/20 13:50	

LABORATORY CONTROL SAMPLE: 3022599

Parameter	Units	Spike Conc.	LCS Result	LCS % Rec	% Rec Limits	Qualifiers
Gas Range Organics (C6-C10)	mg/L	1	1.1	106	70-130	
4-Bromofluorobenzene (S)	%			102	70-130	

MATRIX SPIKE SAMPLE: 3022601

Parameter	Units	92498347002 Result	Spike Conc.	MS Result	MS % Rec	% Rec Limits	Qualifiers
Gas Range Organics (C6-C10)	mg/L	ND	1	1.0	105	68-145	
4-Bromofluorobenzene (S)	%				93	70-130	

SAMPLE DUPLICATE: 3022600

Parameter	Units	92498347001 Result	Dup Result	RPD	Qualifiers
Gas Range Organics (C6-C10)	mg/L	ND	ND		
4-Bromofluorobenzene (S)	%	91	93		

Results presented on this page are in the units indicated by the "Units" column except where an alternate unit is presented to the right of the result.

REPORT OF LABORATORY ANALYSIS

This report shall not be reproduced, except in full,
without the written consent of Pace Analytical Services, LLC.

Pace Analytical Services, LLC
9800 Kincey Ave. Suite 100
Huntersville, NC 28078
(704)875-9092

QUALITY CONTROL DATA

Project: Colonial Northstone (10/1)
Pace Project No.: 92498347

QC Batch: 570584
QC Batch Method: EPA 5030B/8015C Mod.
Analysis Method: EPA 5030B/8015C Mod.
Analysis Description: Gasoline Range Organics
Laboratory: Pace Analytical Services - Charlotte
Associated Lab Samples: 92498347009, 92498347010

METHOD BLANK: 3022633 Matrix: Water
Associated Lab Samples: 92498347009, 92498347010

Parameter	Units	Blank Result	Reporting Limit	Analyzed	Qualifiers
Gas Range Organics (C6-C10)	mg/L	ND	0.080	10/02/20 14:18	
4-Bromofluorobenzene (S)	%	92	70-130	10/02/20 14:18	

LABORATORY CONTROL SAMPLE: 3022634

Parameter	Units	Spike Conc.	LCS Result	LCS % Rec	% Rec Limits	Qualifiers
Gas Range Organics (C6-C10)	mg/L	1	1.1	108	70-130	
4-Bromofluorobenzene (S)	%			97	70-130	

MATRIX SPIKE SAMPLE: 3022636

Parameter	Units	92498347010 Result	Spike Conc.	MS Result	MS % Rec	% Rec Limits	Qualifiers
Gas Range Organics (C6-C10)	mg/L	ND	1	0.98	98	68-145	
4-Bromofluorobenzene (S)	%				93	70-130	

SAMPLE DUPLICATE: 3022635

Parameter	Units	92498347009 Result	Dup Result	RPD	Qualifiers
Gas Range Organics (C6-C10)	mg/L	ND	ND		
4-Bromofluorobenzene (S)	%	94	90		

Results presented on this page are in the units indicated by the "Units" column except where an alternate unit is presented to the right of the result.

REPORT OF LABORATORY ANALYSIS

This report shall not be reproduced, except in full,
without the written consent of Pace Analytical Services, LLC.

Pace Analytical Services, LLC
9800 Kincey Ave. Suite 100
Huntersville, NC 28078
(704)875-9092

QUALITY CONTROL DATA

Project: Colonial Northstone (10/1)
Pace Project No.: 92498347

QC Batch: 570592 | Analysis Method: EPA 8260D
QC Batch Method: EPA 8260D | Analysis Description: 8260D MSV Low Level
Laboratory: Pace Analytical Services - Charlotte
Associated Lab Samples: 92498347001, 92498347002, 92498347003, 92498347004, 92498347005, 92498347006, 92498347007

METHOD BLANK: 3022695 Matrix: Water
Associated Lab Samples: 92498347001, 92498347002, 92498347003, 92498347004, 92498347005, 92498347006, 92498347007

Parameter	Units	Blank Result	Reporting Limit	Analyzed	Qualifiers
Benzene	ug/L	ND	1.0	10/02/20 12:55	
Ethylbenzene	ug/L	ND	1.0	10/02/20 12:55	
m&p-Xylene	ug/L	ND	2.0	10/02/20 12:55	
o-Xylene	ug/L	ND	1.0	10/02/20 12:55	
Toluene	ug/L	ND	1.0	10/02/20 12:55	
Xylene (Total)	ug/L	ND	1.0	10/02/20 12:55	
1,2-Dichloroethane-d4 (S)	%	104	70-130	10/02/20 12:55	
4-Bromofluorobenzene (S)	%	98	70-130	10/02/20 12:55	
Toluene-d8 (S)	%	96	70-130	10/02/20 12:55	

LABORATORY CONTROL SAMPLE: 3022696

Parameter	Units	Spike Conc.	LCS Result	LCS % Rec	% Rec Limits	Qualifiers
Benzene	ug/L	50	46.1	92	70-130	
Ethylbenzene	ug/L	50	45.1	90	70-130	
m&p-Xylene	ug/L	100	90.3	90	70-130	
o-Xylene	ug/L	50	45.1	90	70-131	
Toluene	ug/L	50	45.0	90	70-130	
Xylene (Total)	ug/L	150	135	90	70-130	
1,2-Dichloroethane-d4 (S)	%			90	70-130	
4-Bromofluorobenzene (S)	%			102	70-130	
Toluene-d8 (S)	%			99	70-130	

MATRIX SPIKE & MATRIX SPIKE DUPLICATE: 3022697 3022698

Parameter	Units	92498347001 Result	MS Spike Conc.	MSD Spike Conc.	MS Result	MSD Result	MS % Rec	MSD % Rec	% Rec Limits	RPD	Qual
Benzene	ug/L	ND	20	20	22.4	21.7	112	108	70-151	3	
Ethylbenzene	ug/L	ND	20	20	22.5	22.0	112	110	66-153	2	
m&p-Xylene	ug/L	ND	40	40	45.8	44.2	114	111	69-152	3	
o-Xylene	ug/L	ND	20	20	21.8	21.7	109	108	70-148	1	
Toluene	ug/L	ND	20	20	21.4	20.9	107	105	59-148	2	
Xylene (Total)	ug/L	ND	60	60	67.6	65.9	113	110	63-158	3	
1,2-Dichloroethane-d4 (S)	%						100	102	70-130		
4-Bromofluorobenzene (S)	%						100	101	70-130		
Toluene-d8 (S)	%						99	97	70-130		

Results presented on this page are in the units indicated by the "Units" column except where an alternate unit is presented to the right of the result.

REPORT OF LABORATORY ANALYSIS

This report shall not be reproduced, except in full,
without the written consent of Pace Analytical Services, LLC.

Pace Analytical Services, LLC
9800 Kincey Ave. Suite 100
Huntersville, NC 28078
(704)875-9092

QUALITY CONTROL DATA

Project: Colonial Northstone (10/1)
Pace Project No.: 92498347

QC Batch: 570596
QC Batch Method: EPA 8260D
Analysis Method: EPA 8260D
Analysis Description: 8260D MSV Low Level
Laboratory: Pace Analytical Services - Charlotte
Associated Lab Samples: 92498347008, 92498347009, 92498347010, 92498347011

METHOD BLANK: 3022724 Matrix: Water
Associated Lab Samples: 92498347008, 92498347009, 92498347010, 92498347011

Parameter	Units	Blank Result	Reporting Limit	Analyzed	Qualifiers
Benzene	ug/L	ND	1.0	10/03/20 01:49	
Ethylbenzene	ug/L	ND	1.0	10/03/20 01:49	
m&p-Xylene	ug/L	ND	2.0	10/03/20 01:49	
o-Xylene	ug/L	ND	1.0	10/03/20 01:49	
Toluene	ug/L	ND	1.0	10/03/20 01:49	
Xylene (Total)	ug/L	ND	1.0	10/03/20 01:49	
1,2-Dichloroethane-d4 (S)	%	96	70-130	10/03/20 01:49	
4-Bromofluorobenzene (S)	%	100	70-130	10/03/20 01:49	
Toluene-d8 (S)	%	102	70-130	10/03/20 01:49	

LABORATORY CONTROL SAMPLE: 3022725

Parameter	Units	Spike Conc.	LCS Result	LCS % Rec	% Rec Limits	Qualifiers
Benzene	ug/L	50	48.2	96	70-130	
Ethylbenzene	ug/L	50	47.5	95	70-130	
m&p-Xylene	ug/L	100	95.9	96	70-130	
o-Xylene	ug/L	50	48.1	96	70-131	
Toluene	ug/L	50	48.1	96	70-130	
Xylene (Total)	ug/L	150	144	96	70-130	
1,2-Dichloroethane-d4 (S)	%			105	70-130	
4-Bromofluorobenzene (S)	%			99	70-130	
Toluene-d8 (S)	%			100	70-130	

MATRIX SPIKE & MATRIX SPIKE DUPLICATE: 3022726 3022727

Parameter	Units	92498166008 Result	MS Spike Conc.	MSD Spike Conc.	MS Result	MSD Result	MS % Rec	MSD % Rec	% Rec Limits	RPD	Qual
Benzene	ug/L	10600	2000	2000	12600	12500	103	97	70-151	1	
Ethylbenzene	ug/L	2160	2000	2000	4320	4270	108	105	66-153	1	
m&p-Xylene	ug/L	7270	4000	4000	11500	11300	105	100	69-152	2	
o-Xylene	ug/L	3320	2000	2000	5480	5450	108	107	70-148	0	
Toluene	ug/L	8510	2000	2000	10600	10300	105	90	59-148	3	
Xylene (Total)	ug/L	10600	6000	6000	17000	16700	106	103	63-158	1	
1,2-Dichloroethane-d4 (S)	%						99	98	70-130		
4-Bromofluorobenzene (S)	%						98	99	70-130		
Toluene-d8 (S)	%						99	98	70-130		

Results presented on this page are in the units indicated by the "Units" column except where an alternate unit is presented to the right of the result.

REPORT OF LABORATORY ANALYSIS

This report shall not be reproduced, except in full,
without the written consent of Pace Analytical Services, LLC.

Pace Analytical Services, LLC
9800 Kincey Ave. Suite 100
Huntersville, NC 28078
(704)875-9092

QUALIFIERS

Project: Colonial Northstone (10/1)
Pace Project No.: 92498347

DEFINITIONS

DF - Dilution Factor, if reported, represents the factor applied to the reported data due to dilution of the sample aliquot.

ND - Not Detected at or above adjusted reporting limit.

TNTC - Too Numerous To Count

J - Estimated concentration above the adjusted method detection limit and below the adjusted reporting limit.

MDL - Adjusted Method Detection Limit.

PQL - Practical Quantitation Limit.

RL - Reporting Limit - The lowest concentration value that meets project requirements for quantitative data with known precision and bias for a specific analyte in a specific matrix.

S - Surrogate

1,2-Diphenylhydrazine decomposes to and cannot be separated from Azobenzene using Method 8270. The result for each analyte is a combined concentration.

Consistent with EPA guidelines, unrounded data are displayed and have been used to calculate % recovery and RPD values.

LCS(D) - Laboratory Control Sample (Duplicate)

MS(D) - Matrix Spike (Duplicate)

DUP - Sample Duplicate

RPD - Relative Percent Difference

NC - Not Calculable.

SG - Silica Gel - Clean-Up

U - Indicates the compound was analyzed for, but not detected.

Acid preservation may not be appropriate for 2 Chloroethylvinyl ether.

A separate vial preserved to a pH of 4-5 is recommended in SW846 Chapter 4 for the analysis of Acrolein and Acrylonitrile by EPA Method 8260.

N-Nitrosodiphenylamine decomposes and cannot be separated from Diphenylamine using Method 8270. The result reported for each analyte is a combined concentration.

Pace Analytical is TNI accredited. Contact your Pace PM for the current list of accredited analytes.

TNI - The NELAC Institute.

This report shall not be reproduced, except in full,
without the written consent of Pace Analytical Services, LLC.

Pace Analytical Services, LLC
9800 Kincey Ave. Suite 100
Huntersville, NC 28078
(704)875-9092

QUALITY CONTROL DATA CROSS REFERENCE TABLE

Project: Colonial Northstone (10/1)
Pace Project No.: 92498347

Lab ID	Sample ID	QC Batch Method	QC Batch	Analytical Method	Analytical Batch
92498347001	**20275-SW-7**	EPA 5030B/8015C Mod.	570576		
92498347002	**20275-SW-6**	EPA 5030B/8015C Mod.	570576		
92498347003	**20275-SW-5**	EPA 5030B/8015C Mod.	570576		
92498347004	**20275-SW-4**	EPA 5030B/8015C Mod.	570576		
92498347005	**20275-SW-3**	EPA 5030B/8015C Mod.	570576		
92498347006	**20275-SW-2**	EPA 5030B/8015C Mod.	570576		
92498347007	**20275-SW-1**	EPA 5030B/8015C Mod.	570576		
92498347008	**20275-SW-CONFLUENCE**	EPA 5030B/8015C Mod.	570576		
92498347009	**20275-SW-SEEP**	EPA 5030B/8015C Mod.	570584		
92498347010	**20275-SW-DUP**	EPA 5030B/8015C Mod.	570584		
92498347001	**20275-SW-7**	EPA 8260D	570592		
92498347002	**20275-SW-6**	EPA 8260D	570592		
92498347003	**20275-SW-5**	EPA 8260D	570592		
92498347004	**20275-SW-4**	EPA 8260D	570592		
92498347005	**20275-SW-3**	EPA 8260D	570592		
92498347006	**20275-SW-2**	EPA 8260D	570592		
92498347007	**20275-SW-1**	EPA 8260D	570592		
92498347008	**20275-SW-CONFLUENCE**	EPA 8260D	570596		
92498347009	**20275-SW-SEEP**	EPA 8260D	570596		
92498347010	**20275-SW-DUP**	EPA 8260D	570596		
92498347011	**20275-TRIP BLANK**	EPA 8260D	570596		

This report shall not be reproduced, except in full,
without the written consent of Pace Analytical Services, LLC.

Pace Analytical®

CHAIN-OF-CUSTODY Analytical Request Document

Chain-of-Custody is a LEGAL DOCUMENT - Complete all relevent fields

WO# : 92498347

92498347

LAB ... Number or ... Y

Conta...

Company: EPS Inc	Billing Information: 400 Northridge Rd Suite 400 Sandy Springs, GA 30350
Address: See Billing info	
Report To: atestoff@montrose-env.com	Email To: atestoff@montrose-env.com
Copy To: nanelson@montrose-env.com	Site Collection Info/Address:
Customer Project Name/Number: Colonial Northstone/070PP-785322	State: NC / County/City: Huntersville / Time Zone Collected: [ ] PT [ ] MT [ ] CT [X] ET
Phone/Email: (571) 235-7127	Site/Facility ID #: / Compliance Monitoring? [ ] Yes [ ] No
Collected By (print): Lance Burleson	Purchase Order #: / Quote #: / DW PWS ID #: / DW Location Code:
Collected By (signature): [signature]	Turnaround Date Required: / Immediately Packed on Ice: [X] Yes [ ] No
Sample Disposal: [X] Dispose as appropriate [ ] Return [ ] Archive: ____ [ ] Hold: ____	Rush: [ ] Same Day [ ] Next Day [ ] 2 Day [ ] 3 Day [ ] 4 Day [ ] 5 Day (Expedite Charges Apply) / Field Filtered (if applicable): [ ] Yes [ ] No / Analysis: ____

** Preservative Types: (1) nitric acid, (2) sulfuric acid, (3) hydrochloric acid, (4) sodium hydroxide, (5) zinc acetate, (6) methanol, (7) sodium bisulfate, (8) sodium thiosulfate, (9) hexane, (A) ascorbic acid, (B) ammonium sulfate, (C) ammonium hydroxide, (D) TSP, (U) Unpreserved, (O) Other ____

Analyses

Lab Profile/Line:

Lab Sample Receipt Checklist:

Custody Seals Present/Intact	Y N NA
Custody Signatures Present	Y N NA
Collector Signature Present	Y N NA
Bottles Intact	Y N NA
Correct Bottles	Y N NA
Sufficient Volume	Y N NA
Samples Received on Ice	Y N NA
VOA - Headspace Acceptable	Y N NA
USDA Regulated Soils	Y N NA
Samples in Holding Time	Y N NA
Residual Chlorine Present	Y N NA
Cl Strips: ____	
Sample pH Acceptable	Y N NA
pH Strips: ____	
Sulfide Present	Y N NA
Lead Acetate Strips: ____	

LAB USE ONLY:
Lab Sample # / Comments:

92498347

* Matrix Codes (Insert in Matrix box below): Drinking Water (DW), Ground Water (GW), Wastewater (WW), Product (P), Soil/Solid (SL), Oil (OL), Wipe (WP), Air (AR), Tissue (TS), Bioassay (B), Vapor (V), Other (OT)

Customer Sample ID	Matrix *	Comp / Grab	Collected (or Composite Start) Date	Collected (or Composite Start) Time	Composite End Date	Composite End Time	Res Cl	# of Ctns	Lab Sample # / Comments
20275-SW-7	SW	G	10/1/20	1040				6	001
20275-SW-6	SW	G	↓	1110				6	002
20275-SW-5	SW	G	↓	1125				6	003
20275-SW-4	SW	G	↓	1140				6	004
20275-SW-3	SW	G	↓	1205				6	005
20275-SW-2	SW	G	↓	1220				6	006
20275-SW-1	SW	G	↓	1235				6	007
20275-SW-Confluence	SW	G	↓	1310				6	008
20275-SW-SEEP	SW	G	↓	1315				6	009

Customer Remarks / Special Conditions / Possible Hazards: SW = Surface Water

Type of Ice Used: Wet Blue Dry None

Packing Material Used:

Radchem sample(s) screened (<500 cpm): Y N NA

SHORT HOLDS PRESENT (<72 hours): Y N N/A

Lab Tracking #: 2528903

Samples received via: FEDEX UPS Client Courier Pace Courier

Lab Sample Temperature Info:
Temp Blank Received: Y N NA
Therm ID#: 92 1061
Cooler 1 Temp Upon Receipt: 3.3 oC
Cooler 1 Therm Corr. Factor: 0 oC
Cooler 1 Corrected Temp: 3.3 oC
Comments:

Relinquished by/Company: (Signature)	Date/Time:	Received by/Company: (Signature)	Date/Time:
Lance Burleson/Montrose [signature]	10/1/20/1415	Erick Harvey/Pace HVC	10/1/20 1415
Relinquished by/Company: (Signature)	Date/Time:	Received by/Company: (Signature)	Date/Time:
Relinquished by/Company: (Signature)	Date/Time:	Received by/Company: (Signature)	Date/Time:

MTJL LAB USE ONLY
Table #:
Acctnum:
Template:
Prelogin:
PM:
PB:

Trip Blank Received: Y N NA
HCL MeOH TSP Other

Non Conformance(s): YES / NO

Page: ____ of: ____

Pace Analytical

CHAIN-OF-CUSTODY Analytical Request Document

Chain-of-Custody is a LEGAL DOCUMENT - Complete all relevent fields

WO# : 92498347

PM: NMG Due Date: 10/07/20

CLIENT: 92-MontEnvGr

Company: EPS Inc	Billing Information: 400 Northridge Rd Suite 400 Sandy Springs, GA 30350
Address: see Billing Info	
Report To: atestoff@montrose-env.com	Email To: atestoff@montrose-env.com
Copy To: canelson@montrose-env.com	Site Collection Info/Address:
Customer Project Name/Number: Colonial Northstone/070PP-785322	State: NC County/City: Huntersville Time Zone Collected: [ ]PT [ ]MT [ ]CT [X]ET
Phone: Email (571) 235-7127	Site/Facility ID #: Compliance Monitoring? [ ] Yes [ ] No
Collected By (print): Lance Burleson	Purchase Order #: Quote #: DW PWS ID #: DW Location Code:
Collected By (signature):	Turnaround Date Required: Immediately Packed on Ice: [X] Yes [ ] No
Sample Disposal: [X] Dispose as appropriate [ ] Return [ ] Archive: [ ] Hold:	Rush: [ ] Same Day [ ] Next Day [ ] 2 Day [ ] 3 Day [ ] 4 Day [ ] 5 Day (Expedite Charges Apply) Field Filtered (if applicable): [ ] Yes [ ] No Analysis:

* Matrix Codes (Insert in Matrix box below): Drinking Water (DW), Ground Water (GW), Wastewater (WW), Product (P), Soil/Solid (SL), Oil (OL), Wipe (WP), Air (AR), Tissue (TS), Bioassay (B), Vapor (V), Other (OT)

Customer Sample ID	Matrix *	Comp / Grab	Collected (or Composite Start) Date	Collected (or Composite Start) Time	Composite End Date	Composite End Time	Res Cl	# of Ctns
20275-SW-DUP	SW	Grab	10/1/20	1200				6
20275-TRIP BLANK	W	LAB	10/1/20	—				2

** Preservative Types: (1) nitric acid, (2) sulfuric acid, (3) hydrochloric acid, (4) sodium hydroxide, (5) zinc acetate, (6) methanol, (7) sodium bisulfate, (8) sodium thiosulfate, (9) hexane, (A) ascorbic acid, (B) ammonium sulfate, (C) ammonium hydroxide, (D) TSP, (U) Unpreserved, (O) Other _____

Analyses

Lab Project Manager:

Lab Profile/Line:

Lab Sample Receipt Checklist:

Custody Seals Present/Intact	Y (N) NA
Custody Signatures Present	(Y) N NA
Collector Signature Present	(Y) N NA
Bottles Intact	(Y) N NA
Correct Bottles	(Y) N NA
Sufficient Volume	(Y) N NA
Samples Received on Ice	(Y) N NA
VOA - Headspace Acceptable	(Y) N NA
USDA Regulated Soils	Y N (NA)
Samples in Holding Time	(Y) N NA
Residual Chlorine Present	Y N (NA)
Cl Strips:	
Sample pH Acceptable	Y N (NA)
pH Strips:	
Sulfide Present	Y N (NA)
Lead Acetate Strips:	

LAB USE ONLY:
Lab Sample # / Comments:
92498347
SIP

Customer Remarks / Special Conditions / Possible Hazards:
SW = Surface Water
W = Water

Type of Ice Used: (Wet) Blue Dry None

Packing Material Used:

Radchem sample(s) screened (<500 cpm): Y N (NA)

SHORT HOLDS PRESENT (<72 hours): Y (N) N/A

Lab Tracking #: 2560489

Samples received via: FEDEX UPS Client Courier Pace Courier

Lab Sample Temperature Info:
Temp Blank Received: Y (N) NA
Therm ID#: 37061
Cooler 1 Temp Upon Receipt: 3.3 oC
Cooler 1 Therm Corr. Factor: 0.0 oC
Cooler 1 Corrected Temp: 3.3 oC
Comments:

Trip Blank Received: (Y) N NA
HCL MeOH TSP Other

Non Conformance(s): YES / NO

Page: _____ of: _____

Relinquished by/Company: (Signature)	Date/Time:	Received by/Company: (Signature)	Date/Time:
Lance Burleson/Montrose	10/1/20 1415	Erick Herring/Pace MVL	10/1/20 1415
Relinquished by/Company: (Signature)	Date/Time:	Received by/Company: (Signature)	Date/Time:
Relinquished by/Company: (Signature)	Date/Time:	Received by/Company: (Signature)	Date/Time:

MTJL LAB USE ONLY
Table #:
Acctnum:
Template:
Prelogin:
PM:
PB:

Pace Analytical Services, LLC
9800 Kincey Ave. Suite 100
Huntersville, NC 28078
(704)875-9092

October 13, 2020

Alex Testoff
Montrose Environmental Group, Inc.
400 Northridge Rd.
Suite 400
Atlanta, GA 30350

RE: Project: Colonial Northstone (10/7)
Pace Project No.: 92499208

Dear Alex Testoff:

Enclosed are the analytical results for sample(s) received by the laboratory on October 07, 2020. The results relate only to the samples included in this report. Results reported herein conform to the applicable TNI/NELAC Standards and the laboratory's Quality Manual, where applicable, unless otherwise noted in the body of the report.

The test results provided in this final report were generated by each of the following laboratories within the Pace Network:

- Pace Analytical Services - Charlotte

If you have any questions concerning this report, please feel free to contact me.

Sincerely,

Nicole Gasiorowski

Nicole Gasiorowski
nicole.gasiorowski@pacelabs.com
(704)875-9092
Project Manager

Enclosures

cc: J Culbreath, Colonial Pipeline Company
Robert Hughes, Colonial Pipeline Company
Margaret King, APEX Companies, LLC
Jeff Morrison, Colonial Pipeline Company
Nicholas Nelson, Montrose Environmental Group, Inc.
Andrew Street, Apex Companies - NC
J Tate, Colonial Pipeline Company
JM Wyatt, Colonial Pipeline Company

This report shall not be reproduced, except in full,
without the written consent of Pace Analytical Services, LLC.

Pace Analytical Services, LLC
9800 Kincey Ave. Suite 100
Huntersville, NC 28078
(704)875-9092

CERTIFICATIONS

Project: Colonial Northstone (10/7)
Pace Project No.: 92499208

Pace Analytical Services Charlotte
9800 Kincey Ave. Ste 100, Huntersville, NC 28078
Louisiana/NELAP Certification # LA170028
North Carolina Drinking Water Certification #: 37706
North Carolina Field Services Certification #: 5342
North Carolina Wastewater Certification #: 12
South Carolina Certification #: 99006001
Florida/NELAP Certification #: E87627
Kentucky UST Certification #: 84
Virginia/VELAP Certification #: 460221

REPORT OF LABORATORY ANALYSIS

This report shall not be reproduced, except in full,
without the written consent of Pace Analytical Services, LLC.

Pace Analytical Services, LLC
9800 Kincey Ave. Suite 100
Huntersville, NC 28078
(704)875-9092

SAMPLE ANALYTE COUNT

Project: Colonial Northstone (10/7)
Pace Project No.: 92499208

Lab ID	Sample ID	Method	Analysts	Analytes Reported	Laboratory
92499208001	**20281-SW-1**	EPA 5030B/8015C Mod.	MAD	2	PASI-C
		EPA 8260D	SAS	9	PASI-C
92499208002	**20281-SW-2**	EPA 5030B/8015C Mod.	MAD	2	PASI-C
		EPA 8260D	SAS	9	PASI-C
92499208003	**20281-SW-3**	EPA 5030B/8015C Mod.	MAD	2	PASI-C
		EPA 8260D	SAS	9	PASI-C
92499208004	**20281-SW-4**	EPA 5030B/8015C Mod.	MAD	2	PASI-C
		EPA 8260D	SAS	9	PASI-C
92499208005	**20281-SW-5**	EPA 5030B/8015C Mod.	MAD	2	PASI-C
		EPA 8260D	SAS	9	PASI-C
92499208006	**20281-SW-6**	EPA 5030B/8015C Mod.	MAD	2	PASI-C
		EPA 8260D	SAS	9	PASI-C
92499208007	**20281-SW-7**	EPA 5030B/8015C Mod.	MAD	2	PASI-C
		EPA 8260D	CL	9	PASI-C
92499208008	**20281-SW-SEEP**	EPA 5030B/8015C Mod.	MAD	2	PASI-C
		EPA 8260D	CL	9	PASI-C
92499208009	**20281-SW-CONFLUENCE**	EPA 5030B/8015C Mod.	MAD	2	PASI-C
		EPA 8260D	CL	9	PASI-C
92499208010	**20281-TRIP BLANK**	EPA 5030B/8015C Mod.	MAD	2	PASI-C
		EPA 8260D	CL	9	PASI-C
92499208011	**20281-SW--DUP**	EPA 5030B/8015C Mod.	MAD	2	PASI-C
		EPA 8260D	CL	9	PASI-C

PASI-C = Pace Analytical Services - Charlotte

This report shall not be reproduced, except in full,
without the written consent of Pace Analytical Services, LLC.

Pace Analytical Services, LLC
9800 Kincey Ave. Suite 100
Huntersville, NC 28078
(704)875-9092

ANALYTICAL RESULTS

Project: Colonial Northstone (10/7)
Pace Project No.: 92499208

Sample: 20281-SW-1 **Lab ID: 92499208001** Collected: 10/07/20 09:30 Received: 10/07/20 12:51 Matrix: Water

Parameters	Results	Units	Report Limit	DF	Prepared	Analyzed	CAS No.	Qual
Gasoline Range Organics	Analytical Method: EPA 5030B/8015C Mod. Pace Analytical Services - Charlotte							
Gas Range Organics (C6-C10)	ND	mg/L	0.080	1		10/08/20 14:28		
Surrogates								
4-Bromofluorobenzene (S)	92	%	70-130	1		10/08/20 14:28	460-00-4	
8260D MSV Low Level	Analytical Method: EPA 8260D Pace Analytical Services - Charlotte							
Benzene	ND	ug/L	1.0	1		10/08/20 15:19	71-43-2	
Ethylbenzene	ND	ug/L	1.0	1		10/08/20 15:19	100-41-4	
Toluene	ND	ug/L	1.0	1		10/08/20 15:19	108-88-3	
Xylene (Total)	ND	ug/L	1.0	1		10/08/20 15:19	1330-20-7	
m&p-Xylene	ND	ug/L	2.0	1		10/08/20 15:19	179601-23-1	
o-Xylene	ND	ug/L	1.0	1		10/08/20 15:19	95-47-6	
Surrogates								
4-Bromofluorobenzene (S)	99	%	70-130	1		10/08/20 15:19	460-00-4	
1,2-Dichloroethane-d4 (S)	91	%	70-130	1		10/08/20 15:19	17060-07-0	
Toluene-d8 (S)	102	%	70-130	1		10/08/20 15:19	2037-26-5	

REPORT OF LABORATORY ANALYSIS

This report shall not be reproduced, except in full,
without the written consent of Pace Analytical Services, LLC.

Pace Analytical Services, LLC
9800 Kincey Ave. Suite 100
Huntersville, NC 28078
(704)875-9092

ANALYTICAL RESULTS

Project: Colonial Northstone (10/7)
Pace Project No.: 92499208

Sample: 20281-SW-2 **Lab ID: 92499208002** Collected: 10/07/20 09:50 Received: 10/07/20 12:51 Matrix: Water

Parameters	Results	Units	Report Limit	DF	Prepared	Analyzed	CAS No.	Qual
Gasoline Range Organics	Analytical Method: EPA 5030B/8015C Mod. Pace Analytical Services - Charlotte							
Gas Range Organics (C6-C10)	ND	mg/L	0.080	1		10/08/20 15:24		
Surrogates								
4-Bromofluorobenzene (S)	95	%	70-130	1		10/08/20 15:24	460-00-4	
8260D MSV Low Level	Analytical Method: EPA 8260D Pace Analytical Services - Charlotte							
Benzene	ND	ug/L	1.0	1		10/08/20 15:36	71-43-2	
Ethylbenzene	ND	ug/L	1.0	1		10/08/20 15:36	100-41-4	
Toluene	ND	ug/L	1.0	1		10/08/20 15:36	108-88-3	
Xylene (Total)	ND	ug/L	1.0	1		10/08/20 15:36	1330-20-7	
m&p-Xylene	ND	ug/L	2.0	1		10/08/20 15:36	179601-23-1	
o-Xylene	ND	ug/L	1.0	1		10/08/20 15:36	95-47-6	
Surrogates								
4-Bromofluorobenzene (S)	100	%	70-130	1		10/08/20 15:36	460-00-4	
1,2-Dichloroethane-d4 (S)	91	%	70-130	1		10/08/20 15:36	17060-07-0	
Toluene-d8 (S)	102	%	70-130	1		10/08/20 15:36	2037-26-5	

REPORT OF LABORATORY ANALYSIS

This report shall not be reproduced, except in full,
without the written consent of Pace Analytical Services, LLC.

Pace Analytical Services, LLC
9800 Kincey Ave. Suite 100
Huntersville, NC 28078
(704)875-9092

ANALYTICAL RESULTS

Project: Colonial Northstone (10/7)
Pace Project No.: 92499208

Sample: 20281-SW-3 **Lab ID: 92499208003** Collected: 10/07/20 10:05 Received: 10/07/20 12:51 Matrix: Water

Parameters	Results	Units	Report Limit	DF	Prepared	Analyzed	CAS No.	Qual
Gasoline Range Organics	Analytical Method: EPA 5030B/8015C Mod. Pace Analytical Services - Charlotte							
Gas Range Organics (C6-C10)	ND	mg/L	0.080	1		10/10/20 14:01		
Surrogates								
4-Bromofluorobenzene (S)	92	%	70-130	1		10/10/20 14:01	460-00-4	
8260D MSV Low Level	Analytical Method: EPA 8260D Pace Analytical Services - Charlotte							
Benzene	ND	ug/L	1.0	1		10/08/20 15:54	71-43-2	
Ethylbenzene	ND	ug/L	1.0	1		10/08/20 15:54	100-41-4	
Toluene	ND	ug/L	1.0	1		10/08/20 15:54	108-88-3	
Xylene (Total)	ND	ug/L	1.0	1		10/08/20 15:54	1330-20-7	
m&p-Xylene	ND	ug/L	2.0	1		10/08/20 15:54	179601-23-1	
o-Xylene	ND	ug/L	1.0	1		10/08/20 15:54	95-47-6	
Surrogates								
4-Bromofluorobenzene (S)	102	%	70-130	1		10/08/20 15:54	460-00-4	
1,2-Dichloroethane-d4 (S)	94	%	70-130	1		10/08/20 15:54	17060-07-0	
Toluene-d8 (S)	103	%	70-130	1		10/08/20 15:54	2037-26-5	

This report shall not be reproduced, except in full,
without the written consent of Pace Analytical Services, LLC.

Pace Analytical Services, LLC
9800 Kincey Ave. Suite 100
Huntersville, NC 28078
(704)875-9092

ANALYTICAL RESULTS

Project: Colonial Northstone (10/7)
Pace Project No.: 92499208

Sample: 20281-SW-4 **Lab ID: 92499208004** Collected: 10/07/20 11:05 Received: 10/07/20 12:51 Matrix: Water

Parameters	Results	Units	Report Limit	DF	Prepared	Analyzed	CAS No.	Qual
Gasoline Range Organics	Analytical Method: EPA 5030B/8015C Mod. Pace Analytical Services - Charlotte							
Gas Range Organics (C6-C10)	ND	mg/L	0.080	1		10/10/20 14:57		
Surrogates								
4-Bromofluorobenzene (S)	94	%	70-130	1		10/10/20 14:57	460-00-4	
8260D MSV Low Level	Analytical Method: EPA 8260D Pace Analytical Services - Charlotte							
Benzene	ND	ug/L	1.0	1		10/08/20 16:12	71-43-2	
Ethylbenzene	ND	ug/L	1.0	1		10/08/20 16:12	100-41-4	
Toluene	ND	ug/L	1.0	1		10/08/20 16:12	108-88-3	
Xylene (Total)	ND	ug/L	1.0	1		10/08/20 16:12	1330-20-7	
m&p-Xylene	ND	ug/L	2.0	1		10/08/20 16:12	179601-23-1	
o-Xylene	ND	ug/L	1.0	1		10/08/20 16:12	95-47-6	
Surrogates								
4-Bromofluorobenzene (S)	101	%	70-130	1		10/08/20 16:12	460-00-4	
1,2-Dichloroethane-d4 (S)	93	%	70-130	1		10/08/20 16:12	17060-07-0	
Toluene-d8 (S)	104	%	70-130	1		10/08/20 16:12	2037-26-5	

REPORT OF LABORATORY ANALYSIS

This report shall not be reproduced, except in full,
without the written consent of Pace Analytical Services, LLC.

Pace Analytical Services, LLC
9800 Kincey Ave. Suite 100
Huntersville, NC 28078
(704)875-9092

ANALYTICAL RESULTS

Project: Colonial Northstone (10/7)
Pace Project No.: 92499208

Sample: 20281-SW-5 **Lab ID: 92499208005** Collected: 10/07/20 11:30 Received: 10/07/20 12:51 Matrix: Water

Parameters	Results	Units	Report Limit	DF	Prepared	Analyzed	CAS No.	Qual
Gasoline Range Organics	Analytical Method: EPA 5030B/8015C Mod. Pace Analytical Services - Charlotte							
Gas Range Organics (C6-C10)	ND	mg/L	0.080	1		10/10/20 15:25		
Surrogates								
4-Bromofluorobenzene (S)	93	%	70-130	1		10/10/20 15:25	460-00-4	
8260D MSV Low Level	Analytical Method: EPA 8260D Pace Analytical Services - Charlotte							
Benzene	ND	ug/L	1.0	1		10/08/20 16:29	71-43-2	
Ethylbenzene	ND	ug/L	1.0	1		10/08/20 16:29	100-41-4	
Toluene	ND	ug/L	1.0	1		10/08/20 16:29	108-88-3	
Xylene (Total)	ND	ug/L	1.0	1		10/08/20 16:29	1330-20-7	
m&p-Xylene	ND	ug/L	2.0	1		10/08/20 16:29	179601-23-1	
o-Xylene	ND	ug/L	1.0	1		10/08/20 16:29	95-47-6	
Surrogates								
4-Bromofluorobenzene (S)	99	%	70-130	1		10/08/20 16:29	460-00-4	
1,2-Dichloroethane-d4 (S)	94	%	70-130	1		10/08/20 16:29	17060-07-0	
Toluene-d8 (S)	102	%	70-130	1		10/08/20 16:29	2037-26-5	

REPORT OF LABORATORY ANALYSIS

This report shall not be reproduced, except in full,
without the written consent of Pace Analytical Services, LLC.

Pace Analytical Services, LLC
9800 Kincey Ave. Suite 100
Huntersville, NC 28078
(704)875-9092

ANALYTICAL RESULTS

Project: Colonial Northstone (10/7)
Pace Project No.: 92499208

Sample: 20281-SW-6 **Lab ID: 92499208006** Collected: 10/07/20 11:55 Received: 10/07/20 12:51 Matrix: Water

Parameters	Results	Units	Report Limit	DF	Prepared	Analyzed	CAS No.	Qual
Gasoline Range Organics	Analytical Method: EPA 5030B/8015C Mod. Pace Analytical Services - Charlotte							
Gas Range Organics (C6-C10)	ND	mg/L	0.080	1		10/10/20 15:53		
Surrogates								
4-Bromofluorobenzene (S)	94	%	70-130	1		10/10/20 15:53	460-00-4	
8260D MSV Low Level	Analytical Method: EPA 8260D Pace Analytical Services - Charlotte							
Benzene	ND	ug/L	1.0	1		10/08/20 16:47	71-43-2	
Ethylbenzene	ND	ug/L	1.0	1		10/08/20 16:47	100-41-4	
Toluene	ND	ug/L	1.0	1		10/08/20 16:47	108-88-3	
Xylene (Total)	ND	ug/L	1.0	1		10/08/20 16:47	1330-20-7	
m&p-Xylene	ND	ug/L	2.0	1		10/08/20 16:47	179601-23-1	
o-Xylene	ND	ug/L	1.0	1		10/08/20 16:47	95-47-6	
Surrogates								
4-Bromofluorobenzene (S)	103	%	70-130	1		10/08/20 16:47	460-00-4	
1,2-Dichloroethane-d4 (S)	93	%	70-130	1		10/08/20 16:47	17060-07-0	
Toluene-d8 (S)	103	%	70-130	1		10/08/20 16:47	2037-26-5	

REPORT OF LABORATORY ANALYSIS

This report shall not be reproduced, except in full,
without the written consent of Pace Analytical Services, LLC.

Pace Analytical Services, LLC
9800 Kincey Ave. Suite 100
Huntersville, NC 28078
(704)875-9092

ANALYTICAL RESULTS

Project: Colonial Northstone (10/7)
Pace Project No.: 92499208

Sample: 20281-SW-7 **Lab ID: 92499208007** Collected: 10/07/20 12:10 Received: 10/07/20 12:51 Matrix: Water

Parameters	Results	Units	Report Limit	DF	Prepared	Analyzed	CAS No.	Qual
Gasoline Range Organics	Analytical Method: EPA 5030B/8015C Mod. Pace Analytical Services - Charlotte							
Gas Range Organics (C6-C10)	ND	mg/L	0.080	1		10/10/20 16:21		
Surrogates								
4-Bromofluorobenzene (S)	91	%	70-130	1		10/10/20 16:21	460-00-4	
8260D MSV Low Level	Analytical Method: EPA 8260D Pace Analytical Services - Charlotte							
Benzene	ND	ug/L	1.0	1		10/08/20 17:08	71-43-2	
Ethylbenzene	ND	ug/L	1.0	1		10/08/20 17:08	100-41-4	
Toluene	ND	ug/L	1.0	1		10/08/20 17:08	108-88-3	
Xylene (Total)	ND	ug/L	1.0	1		10/08/20 17:08	1330-20-7	
m&p-Xylene	ND	ug/L	2.0	1		10/08/20 17:08	179601-23-1	
o-Xylene	ND	ug/L	1.0	1		10/08/20 17:08	95-47-6	
Surrogates								
4-Bromofluorobenzene (S)	98	%	70-130	1		10/08/20 17:08	460-00-4	
1,2-Dichloroethane-d4 (S)	110	%	70-130	1		10/08/20 17:08	17060-07-0	
Toluene-d8 (S)	101	%	70-130	1		10/08/20 17:08	2037-26-5	

This report shall not be reproduced, except in full,
without the written consent of Pace Analytical Services, LLC.

Pace Analytical Services, LLC
9800 Kincey Ave. Suite 100
Huntersville, NC 28078
(704)875-9092

ANALYTICAL RESULTS

Project: Colonial Northstone (10/7)
Pace Project No.: 92499208

Sample: 20281-SW-SEEP **Lab ID: 92499208008** Collected: 10/07/20 10:40 Received: 10/07/20 12:51 Matrix: Water

Parameters	Results	Units	Report Limit	DF	Prepared	Analyzed	CAS No.	Qual
Gasoline Range Organics	Analytical Method: EPA 5030B/8015C Mod. Pace Analytical Services - Charlotte							
Gas Range Organics (C6-C10)	ND	mg/L	0.080	1		10/10/20 16:49		
Surrogates								
4-Bromofluorobenzene (S)	93	%	70-130	1		10/10/20 16:49	460-00-4	
8260D MSV Low Level	Analytical Method: EPA 8260D Pace Analytical Services - Charlotte							
Benzene	ND	ug/L	1.0	1		10/08/20 17:26	71-43-2	
Ethylbenzene	ND	ug/L	1.0	1		10/08/20 17:26	100-41-4	
Toluene	ND	ug/L	1.0	1		10/08/20 17:26	108-88-3	
Xylene (Total)	ND	ug/L	1.0	1		10/08/20 17:26	1330-20-7	
m&p-Xylene	ND	ug/L	2.0	1		10/08/20 17:26	179601-23-1	
o-Xylene	ND	ug/L	1.0	1		10/08/20 17:26	95-47-6	
Surrogates								
4-Bromofluorobenzene (S)	99	%	70-130	1		10/08/20 17:26	460-00-4	
1,2-Dichloroethane-d4 (S)	111	%	70-130	1		10/08/20 17:26	17060-07-0	
Toluene-d8 (S)	101	%	70-130	1		10/08/20 17:26	2037-26-5	

This report shall not be reproduced, except in full,
without the written consent of Pace Analytical Services, LLC.

Pace Analytical Services, LLC
9800 Kincey Ave. Suite 100
Huntersville, NC 28078
(704)875-9092

ANALYTICAL RESULTS

Project: Colonial Northstone (10/7)
Pace Project No.: 92499208

Sample: 20281-SW-CONFLUENCE **Lab ID: 92499208009** Collected: 10/07/20 10:45 Received: 10/07/20 12:51 Matrix: Water

Parameters	Results	Units	Report Limit	DF	Prepared	Analyzed	CAS No.	Qual
Gasoline Range Organics	Analytical Method: EPA 5030B/8015C Mod. Pace Analytical Services - Charlotte							
Gas Range Organics (C6-C10)	ND	mg/L	0.080	1		10/11/20 01:14		
Surrogates								
4-Bromofluorobenzene (S)	94	%	70-130	1		10/11/20 01:14	460-00-4	
8260D MSV Low Level	Analytical Method: EPA 8260D Pace Analytical Services - Charlotte							
Benzene	ND	ug/L	1.0	1		10/08/20 17:45	71-43-2	
Ethylbenzene	ND	ug/L	1.0	1		10/08/20 17:45	100-41-4	
Toluene	ND	ug/L	1.0	1		10/08/20 17:45	108-88-3	
Xylene (Total)	ND	ug/L	1.0	1		10/08/20 17:45	1330-20-7	
m&p-Xylene	ND	ug/L	2.0	1		10/08/20 17:45	179601-23-1	
o-Xylene	ND	ug/L	1.0	1		10/08/20 17:45	95-47-6	
Surrogates								
4-Bromofluorobenzene (S)	105	%	70-130	1		10/08/20 17:45	460-00-4	
1,2-Dichloroethane-d4 (S)	111	%	70-130	1		10/08/20 17:45	17060-07-0	
Toluene-d8 (S)	101	%	70-130	1		10/08/20 17:45	2037-26-5	

REPORT OF LABORATORY ANALYSIS

This report shall not be reproduced, except in full,
without the written consent of Pace Analytical Services, LLC.

Pace Analytical Services, LLC
9800 Kincey Ave. Suite 100
Huntersville, NC 28078
(704)875-9092

ANALYTICAL RESULTS

Project: Colonial Northstone (10/7)
Pace Project No.: 92499208

Sample: 20281-TRIP BLANK **Lab ID: 92499208010** Collected: 10/07/20 00:00 Received: 10/07/20 12:51 Matrix: Water

Parameters	Results	Units	Report Limit	DF	Prepared	Analyzed	CAS No.	Qual
Gasoline Range Organics	Analytical Method: EPA 5030B/8015C Mod. Pace Analytical Services - Charlotte							
Gas Range Organics (C6-C10)	ND	mg/L	0.080	1		10/10/20 13:33		
Surrogates								
4-Bromofluorobenzene (S)	92	%	70-130	1		10/10/20 13:33	460-00-4	
8260D MSV Low Level	Analytical Method: EPA 8260D Pace Analytical Services - Charlotte							
Benzene	ND	ug/L	1.0	1		10/08/20 15:36	71-43-2	
Ethylbenzene	ND	ug/L	1.0	1		10/08/20 15:36	100-41-4	
Toluene	ND	ug/L	1.0	1		10/08/20 15:36	108-88-3	
Xylene (Total)	ND	ug/L	1.0	1		10/08/20 15:36	1330-20-7	
m&p-Xylene	ND	ug/L	2.0	1		10/08/20 15:36	179601-23-1	
o-Xylene	ND	ug/L	1.0	1		10/08/20 15:36	95-47-6	
Surrogates								
4-Bromofluorobenzene (S)	99	%	70-130	1		10/08/20 15:36	460-00-4	
1,2-Dichloroethane-d4 (S)	109	%	70-130	1		10/08/20 15:36	17060-07-0	
Toluene-d8 (S)	99	%	70-130	1		10/08/20 15:36	2037-26-5	

REPORT OF LABORATORY ANALYSIS

This report shall not be reproduced, except in full,
without the written consent of Pace Analytical Services, LLC.

Pace Analytical Services, LLC
9800 Kincey Ave. Suite 100
Huntersville, NC 28078
(704)875-9092

ANALYTICAL RESULTS

Project: Colonial Northstone (10/7)
Pace Project No.: 92499208

Sample: 20281-SW--DUP **Lab ID: 92499208011** Collected: 10/07/20 12:00 Received: 10/07/20 12:51 Matrix: Water

Parameters	Results	Units	Report Limit	DF	Prepared	Analyzed	CAS No.	Qual
Gasoline Range Organics	Analytical Method: EPA 5030B/8015C Mod. Pace Analytical Services - Charlotte							
Gas Range Organics (C6-C10)	ND	mg/L	0.080	1		10/11/20 02:10		
Surrogates								
4-Bromofluorobenzene (S)	91	%	70-130	1		10/11/20 02:10	460-00-4	
8260D MSV Low Level	Analytical Method: EPA 8260D Pace Analytical Services - Charlotte							
Benzene	ND	ug/L	1.0	1		10/08/20 18:03	71-43-2	
Ethylbenzene	ND	ug/L	1.0	1		10/08/20 18:03	100-41-4	
Toluene	ND	ug/L	1.0	1		10/08/20 18:03	108-88-3	
Xylene (Total)	ND	ug/L	1.0	1		10/08/20 18:03	1330-20-7	
m&p-Xylene	ND	ug/L	2.0	1		10/08/20 18:03	179601-23-1	
o-Xylene	ND	ug/L	1.0	1		10/08/20 18:03	95-47-6	
Surrogates								
4-Bromofluorobenzene (S)	98	%	70-130	1		10/08/20 18:03	460-00-4	
1,2-Dichloroethane-d4 (S)	110	%	70-130	1		10/08/20 18:03	17060-07-0	
Toluene-d8 (S)	100	%	70-130	1		10/08/20 18:03	2037-26-5	

This report shall not be reproduced, except in full,
without the written consent of Pace Analytical Services, LLC.

Pace Analytical Services, LLC
9800 Kincey Ave. Suite 100
Huntersville, NC 28078
(704)875-9092

QUALITY CONTROL DATA

Project: Colonial Northstone (10/7)
Pace Project No.: 92499208

QC Batch: 571809
QC Batch Method: EPA 5030B/8015C Mod.
Analysis Method: EPA 5030B/8015C Mod.
Analysis Description: Gasoline Range Organics
Laboratory: Pace Analytical Services - Charlotte
Associated Lab Samples: 92499208001, 92499208002

METHOD BLANK: 3028648 Matrix: Water
Associated Lab Samples: 92499208001, 92499208002

Parameter	Units	Blank Result	Reporting Limit	Analyzed	Qualifiers
Gas Range Organics (C6-C10)	mg/L	ND	0.080	10/08/20 13:32	
4-Bromofluorobenzene (S)	%	98	70-130	10/08/20 13:32	

LABORATORY CONTROL SAMPLE: 3028649

Parameter	Units	Spike Conc.	LCS Result	LCS % Rec	% Rec Limits	Qualifiers
Gas Range Organics (C6-C10)	mg/L	1	1.1	109	70-130	
4-Bromofluorobenzene (S)	%			97	70-130	

MATRIX SPIKE SAMPLE: 3028651

Parameter	Units	92499208002 Result	Spike Conc.	MS Result	MS % Rec	% Rec Limits	Qualifiers
Gas Range Organics (C6-C10)	mg/L	ND	1	1.1	106	68-145	
4-Bromofluorobenzene (S)	%				96	70-130	

SAMPLE DUPLICATE: 3028650

Parameter	Units	92499208001 Result	Dup Result	RPD	Qualifiers
Gas Range Organics (C6-C10)	mg/L	ND	ND		
4-Bromofluorobenzene (S)	%	92	96		

Results presented on this page are in the units indicated by the "Units" column except where an alternate unit is presented to the right of the result.

REPORT OF LABORATORY ANALYSIS

This report shall not be reproduced, except in full,
without the written consent of Pace Analytical Services, LLC.

Pace Analytical Services, LLC
9800 Kincey Ave. Suite 100
Huntersville, NC 28078
(704)875-9092

QUALITY CONTROL DATA

Project: Colonial Northstone (10/7)
Pace Project No.: 92499208

QC Batch: 572366 | Analysis Method: EPA 5030B/8015C Mod.
QC Batch Method: EPA 5030B/8015C Mod. | Analysis Description: Gasoline Range Organics
Laboratory: Pace Analytical Services - Charlotte
Associated Lab Samples: 92499208003, 92499208004, 92499208005, 92499208006, 92499208007, 92499208008, 92499208010

METHOD BLANK: 3031477 Matrix: Water
Associated Lab Samples: 92499208003, 92499208004, 92499208005, 92499208006, 92499208007, 92499208008, 92499208010

Parameter	Units	Blank Result	Reporting Limit	Analyzed	Qualifiers
Gas Range Organics (C6-C10)	mg/L	ND	0.080	10/10/20 12:37	
4-Bromofluorobenzene (S)	%	93	70-130	10/10/20 12:37	

LABORATORY CONTROL SAMPLE: 3031478

Parameter	Units	Spike Conc.	LCS Result	LCS % Rec	% Rec Limits	Qualifiers
Gas Range Organics (C6-C10)	mg/L	1	1.0	104	70-130	
4-Bromofluorobenzene (S)	%			98	70-130	

MATRIX SPIKE SAMPLE: 3031480

Parameter	Units	92499208004 Result	Spike Conc.	MS Result	MS % Rec	% Rec Limits	Qualifiers
Gas Range Organics (C6-C10)	mg/L	ND	1	1.1	111	68-145	
4-Bromofluorobenzene (S)	%				93	70-130	

SAMPLE DUPLICATE: 3031479

Parameter	Units	92499208003 Result	Dup Result	RPD	Qualifiers
Gas Range Organics (C6-C10)	mg/L	ND	ND		
4-Bromofluorobenzene (S)	%	92	92		

Results presented on this page are in the units indicated by the "Units" column except where an alternate unit is presented to the right of the result.

REPORT OF LABORATORY ANALYSIS

This report shall not be reproduced, except in full,
without the written consent of Pace Analytical Services, LLC.

Pace Analytical Services, LLC
9800 Kincey Ave. Suite 100
Huntersville, NC 28078
(704)875-9092

QUALITY CONTROL DATA

Project: Colonial Northstone (10/7)
Pace Project No.: 92499208

QC Batch: 572371
QC Batch Method: EPA 5030B/8015C Mod.
Analysis Method: EPA 5030B/8015C Mod.
Analysis Description: Gasoline Range Organics
Laboratory: Pace Analytical Services - Charlotte
Associated Lab Samples: 92499208009, 92499208011

METHOD BLANK: 3031494 Matrix: Water
Associated Lab Samples: 92499208009, 92499208011

Parameter	Units	Blank Result	Reporting Limit	Analyzed	Qualifiers
Gas Range Organics (C6-C10)	mg/L	ND	0.080	10/10/20 13:05	
4-Bromofluorobenzene (S)	%	91	70-130	10/10/20 13:05	

LABORATORY CONTROL SAMPLE: 3031495

Parameter	Units	Spike Conc.	LCS Result	LCS % Rec	% Rec Limits	Qualifiers
Gas Range Organics (C6-C10)	mg/L	1	1.0	102	70-130	
4-Bromofluorobenzene (S)	%			95	70-130	

MATRIX SPIKE SAMPLE: 3031497

Parameter	Units	92499208011 Result	Spike Conc.	MS Result	MS % Rec	% Rec Limits	Qualifiers
Gas Range Organics (C6-C10)	mg/L	ND	1	1.1	111	68-145	
4-Bromofluorobenzene (S)	%				98	70-130	

SAMPLE DUPLICATE: 3031496

Parameter	Units	92499208009 Result	Dup Result	RPD	Qualifiers
Gas Range Organics (C6-C10)	mg/L	ND	ND		
4-Bromofluorobenzene (S)	%	94	93		

Results presented on this page are in the units indicated by the "Units" column except where an alternate unit is presented to the right of the result.

REPORT OF LABORATORY ANALYSIS

This report shall not be reproduced, except in full,
without the written consent of Pace Analytical Services, LLC.

Pace Analytical Services, LLC
9800 Kincey Ave. Suite 100
Huntersville, NC 28078
(704)875-9092

QUALITY CONTROL DATA

Project: Colonial Northstone (10/7)
Pace Project No.: 92499208

QC Batch: 571795 | Analysis Method: EPA 8260D
QC Batch Method: EPA 8260D | Analysis Description: 8260D MSV Low Level
Laboratory: Pace Analytical Services - Charlotte
Associated Lab Samples: 92499208001, 92499208002, 92499208003, 92499208004, 92499208005, 92499208006

METHOD BLANK: 3028522 Matrix: Water
Associated Lab Samples: 92499208001, 92499208002, 92499208003, 92499208004, 92499208005, 92499208006

Parameter	Units	Blank Result	Reporting Limit	Analyzed	Qualifiers
Benzene	ug/L	ND	1.0	10/08/20 12:57	
Ethylbenzene	ug/L	ND	1.0	10/08/20 12:57	
m&p-Xylene	ug/L	ND	2.0	10/08/20 12:57	
o-Xylene	ug/L	ND	1.0	10/08/20 12:57	
Toluene	ug/L	ND	1.0	10/08/20 12:57	
Xylene (Total)	ug/L	ND	1.0	10/08/20 12:57	
1,2-Dichloroethane-d4 (S)	%	91	70-130	10/08/20 12:57	
4-Bromofluorobenzene (S)	%	103	70-130	10/08/20 12:57	
Toluene-d8 (S)	%	104	70-130	10/08/20 12:57	

LABORATORY CONTROL SAMPLE: 3028523

Parameter	Units	Spike Conc.	LCS Result	LCS % Rec	% Rec Limits	Qualifiers
Benzene	ug/L	50	50.6	101	70-130	
Ethylbenzene	ug/L	50	48.0	96	70-130	
m&p-Xylene	ug/L	100	95.4	95	70-130	
o-Xylene	ug/L	50	48.7	97	70-131	
Toluene	ug/L	50	48.7	97	70-130	
Xylene (Total)	ug/L	150	144	96	70-130	
1,2-Dichloroethane-d4 (S)	%			93	70-130	
4-Bromofluorobenzene (S)	%			98	70-130	
Toluene-d8 (S)	%			97	70-130	

MATRIX SPIKE & MATRIX SPIKE DUPLICATE: 3028524 3028525

Parameter	Units	92497713039 Result	MS Spike Conc.	MSD Spike Conc.	MS Result	MSD Result	MS % Rec	MSD % Rec	% Rec Limits	RPD	Qual
Benzene	ug/L	ND	1000	1000	1110	1110	111	111	70-151	0	
Ethylbenzene	ug/L	ND	1000	1000	994	1010	99	101	66-153	2	
m&p-Xylene	ug/L	ND	2000	2000	1980	2030	99	101	69-152	3	
o-Xylene	ug/L	ND	1000	1000	993	1000	99	100	70-148	1	
Toluene	ug/L	ND	1000	1000	1040	1060	104	106	59-148	2	
Xylene (Total)	ug/L	ND	3000	3000	2970	3030	99	101	63-158	2	
1,2-Dichloroethane-d4 (S)	%						93	92	70-130		
4-Bromofluorobenzene (S)	%						98	100	70-130		
Toluene-d8 (S)	%						99	99	70-130		

Results presented on this page are in the units indicated by the "Units" column except where an alternate unit is presented to the right of the result.

REPORT OF LABORATORY ANALYSIS

This report shall not be reproduced, except in full,
without the written consent of Pace Analytical Services, LLC.

Pace Analytical Services, LLC
9800 Kincey Ave. Suite 100
Huntersville, NC 28078
(704)875-9092

QUALITY CONTROL DATA

Project: Colonial Northstone (10/7)
Pace Project No.: 92499208

QC Batch: 571824 | Analysis Method: EPA 8260D
QC Batch Method: EPA 8260D | Analysis Description: 8260D MSV Low Level
Laboratory: Pace Analytical Services - Charlotte
Associated Lab Samples: 92499208007, 92499208008, 92499208009, 92499208010, 92499208011

METHOD BLANK: 3028763 Matrix: Water
Associated Lab Samples: 92499208007, 92499208008, 92499208009, 92499208010, 92499208011

Parameter	Units	Blank Result	Reporting Limit	Analyzed	Qualifiers
Benzene	ug/L	ND	1.0	10/08/20 15:18	
Ethylbenzene	ug/L	ND	1.0	10/08/20 15:18	
m&p-Xylene	ug/L	ND	2.0	10/08/20 15:18	
o-Xylene	ug/L	ND	1.0	10/08/20 15:18	
Toluene	ug/L	ND	1.0	10/08/20 15:18	
Xylene (Total)	ug/L	ND	1.0	10/08/20 15:18	
1,2-Dichloroethane-d4 (S)	%	111	70-130	10/08/20 15:18	
4-Bromofluorobenzene (S)	%	99	70-130	10/08/20 15:18	
Toluene-d8 (S)	%	100	70-130	10/08/20 15:18	

LABORATORY CONTROL SAMPLE: 3028764

Parameter	Units	Spike Conc.	LCS Result	LCS % Rec	% Rec Limits	Qualifiers
Benzene	ug/L	50	46.6	93	70-130	
Ethylbenzene	ug/L	50	47.7	95	70-130	
m&p-Xylene	ug/L	100	95.4	95	70-130	
o-Xylene	ug/L	50	46.9	94	70-131	
Toluene	ug/L	50	46.3	93	70-130	
Xylene (Total)	ug/L	150	142	95	70-130	
1,2-Dichloroethane-d4 (S)	%			102	70-130	
4-Bromofluorobenzene (S)	%			99	70-130	
Toluene-d8 (S)	%			100	70-130	

MATRIX SPIKE & MATRIX SPIKE DUPLICATE: 3028765 3028766

Parameter	Units	92499142010 Result	MS Spike Conc.	MSD Spike Conc.	MS Result	MSD Result	MS % Rec	MSD % Rec	% Rec Limits	RPD	Qual
Benzene	ug/L	10400	5000	5000	16400	16100	119	113	70-151	2	
Ethylbenzene	ug/L	4580	5000	5000	10600	10300	121	115	66-153	3	
m&p-Xylene	ug/L	16200	10000	10000	28000	27600	119	114	69-152	2	
o-Xylene	ug/L	6920	5000	5000	12900	12600	119	113	70-148	2	
Toluene	ug/L	29700	5000	5000	35400	34900	114	104	59-148	1	
Xylene (Total)	ug/L	23100	15000	15000	40900	40100	119	114	63-158	2	
1,2-Dichloroethane-d4 (S)	%						103	106	70-130		
4-Bromofluorobenzene (S)	%						99	99	70-130		
Toluene-d8 (S)	%						98	97	70-130		

Results presented on this page are in the units indicated by the "Units" column except where an alternate unit is presented to the right of the result.

REPORT OF LABORATORY ANALYSIS

This report shall not be reproduced, except in full,
without the written consent of Pace Analytical Services, LLC.

Pace Analytical Services, LLC
9800 Kincey Ave. Suite 100
Huntersville, NC 28078
(704)875-9092

QUALIFIERS

Project: Colonial Northstone (10/7)
Pace Project No.: 92499208

DEFINITIONS

DF - Dilution Factor, if reported, represents the factor applied to the reported data due to dilution of the sample aliquot.

ND - Not Detected at or above adjusted reporting limit.

TNTC - Too Numerous To Count

J - Estimated concentration above the adjusted method detection limit and below the adjusted reporting limit.

MDL - Adjusted Method Detection Limit.

PQL - Practical Quantitation Limit.

RL - Reporting Limit - The lowest concentration value that meets project requirements for quantitative data with known precision and bias for a specific analyte in a specific matrix.

S - Surrogate

1,2-Diphenylhydrazine decomposes to and cannot be separated from Azobenzene using Method 8270. The result for each analyte is a combined concentration.

Consistent with EPA guidelines, unrounded data are displayed and have been used to calculate % recovery and RPD values.

LCS(D) - Laboratory Control Sample (Duplicate)

MS(D) - Matrix Spike (Duplicate)

DUP - Sample Duplicate

RPD - Relative Percent Difference

NC - Not Calculable.

SG - Silica Gel - Clean-Up

U - Indicates the compound was analyzed for, but not detected.

Acid preservation may not be appropriate for 2 Chloroethylvinyl ether.

A separate vial preserved to a pH of 4-5 is recommended in SW846 Chapter 4 for the analysis of Acrolein and Acrylonitrile by EPA Method 8260.

N-Nitrosodiphenylamine decomposes and cannot be separated from Diphenylamine using Method 8270. The result reported for each analyte is a combined concentration.

Pace Analytical is TNI accredited. Contact your Pace PM for the current list of accredited analytes.

TNI - The NELAC Institute.

This report shall not be reproduced, except in full,
without the written consent of Pace Analytical Services, LLC.

Pace Analytical Services, LLC
9800 Kincey Ave. Suite 100
Huntersville, NC 28078
(704)875-9092

QUALITY CONTROL DATA CROSS REFERENCE TABLE

Project: Colonial Northstone (10/7)
Pace Project No.: 92499208

Lab ID	Sample ID	QC Batch Method	QC Batch	Analytical Method	Analytical Batch
92499208001	**20281-SW-1**	EPA 5030B/8015C Mod.	571809		
92499208002	**20281-SW-2**	EPA 5030B/8015C Mod.	571809		
92499208003	**20281-SW-3**	EPA 5030B/8015C Mod.	572366		
92499208004	**20281-SW-4**	EPA 5030B/8015C Mod.	572366		
92499208005	**20281-SW-5**	EPA 5030B/8015C Mod.	572366		
92499208006	**20281-SW-6**	EPA 5030B/8015C Mod.	572366		
92499208007	**20281-SW-7**	EPA 5030B/8015C Mod.	572366		
92499208008	**20281-SW-SEEP**	EPA 5030B/8015C Mod.	572366		
92499208009	**20281-SW-CONFLUENCE**	EPA 5030B/8015C Mod.	572371		
92499208010	**20281-TRIP BLANK**	EPA 5030B/8015C Mod.	572366		
92499208011	**20281-SW--DUP**	EPA 5030B/8015C Mod.	572371		
92499208001	**20281-SW-1**	EPA 8260D	571795		
92499208002	**20281-SW-2**	EPA 8260D	571795		
92499208003	**20281-SW-3**	EPA 8260D	571795		
92499208004	**20281-SW-4**	EPA 8260D	571795		
92499208005	**20281-SW-5**	EPA 8260D	571795		
92499208006	**20281-SW-6**	EPA 8260D	571795		
92499208007	**20281-SW-7**	EPA 8260D	571824		
92499208008	**20281-SW-SEEP**	EPA 8260D	571824		
92499208009	**20281-SW-CONFLUENCE**	EPA 8260D	571824		
92499208010	**20281-TRIP BLANK**	EPA 8260D	571824		
92499208011	**20281-SW--DUP**	EPA 8260D	571824		

This report shall not be reproduced, except in full,
without the written consent of Pace Analytical Services, LLC.

Pace Analytical	Document Name: Sample Condition Upon Receipt(SCUR)	Document Revised: February 7, 2018 Page 1 of 2
	Document No.: F-CAR-CS-033-Rev.06	Issuing Authority: Pace Carolinas Quality Office

Laboratory receiving samples: Asheville ☐ Eden ☐ Greenwood ☐ Huntersville ☑ Raleigh ☐ Mechanicsville ☐

Sample Condition Upon Receipt

Client Name: EPS Inc. Project #: WO# : 92499208

Courier: ☐ Commercial ☐ Fed Ex ☐ Pace ☐ UPS ☐ USPS ☐ Other:____ ☑ Client

Custody Seal Present? ☑ Yes ☐ No Seals Intact? ☑ Yes ☐ No

Date/Initials Person Examining Contents: DW 10/7/20

Packing Material: ☑ Bubble Wrap ☑ Bubble Bags ☐ None ☐ Other

Biological Tissue Frozen? ☐ Yes ☐ No ☑ N/A

Thermometer: ☑ IR Gun ID: 92T061 Type of Ice: ☑ Wet ☐ Blue ☐ None

Cooler Temp (°C): 0.6 Correction Factor: Add/Subtract (°C) 0.0

Cooler Temp Corrected (°C): 0.6

Temp should be above freezing to 6°C

☐ Samples out of temp criteria. Samples on ice, cooling process has begun

USDA Regulated Soil (☑ N/A, water sample)

Did samples originate in a quarantine zone within the United States: CA, NY, or SC (check maps)? ☐ Yes ☐ No

Did samples originate from a foreign source (Internationally, including Hawaii and Puerto Rico)? ☐ Yes ☐ No

				Comments/Discrepancy:
Chain of Custody Present?	☑ Yes	☐ No	☐ N/A	1.
Samples Arrived within Hold Time?	☑ Yes	☐ No	☐ N/A	2.
Short Hold Time Analysis (<72 hr.)?	☐ Yes	☑ No	☐ N/A	3.
Rush Turn Around Time Requested?	☑ Yes	☐ No	☐ N/A	4.
Sufficient Volume?	☑ Yes	☐ No	☐ N/A	5.
Correct Containers Used?	☑ Yes	☐ No	☐ N/A	6.
-Pace Containers Used?	☑ Yes	☐ No	☐ N/A	
Containers Intact?	☑ Yes	☐ No	☐ N/A	7.
Dissolved analysis: Samples Field Filtered?	☐ Yes	☑ No	☐ N/A	8.
Sample Labels Match COC?	☑ Yes	☐ No	☐ N/A	9.
-Includes Date/Time/ID/Analysis Matrix: WT				
Headspace in VOA Vials (>5-6mm)?	☐ Yes	☑ No	☐ N/A	10.
Trip Blank Present?	☑ Yes	☐ No	☐ N/A	11.
Trip Blank Custody Seals Present?	☑ Yes	☐ No	☐ N/A	

Field Data Required? ☐ Yes ☐ No

COMMENTS/SAMPLE DISCREPANCY

Lot ID of split containers:

CLIENT NOTIFICATION/RESOLUTION

Person contacted: _____ Date/Time: _____

Project Manager SCURF Review: _____ Date: _____

Project Manager SRF Review: _____ Date: _____

*Check mark top half of box if pH and/or dechlorination is verified and within the acceptance range for preservation samples.

Exceptions: VOA, Coliform, TOC, Oil and Grease, DRO/8015 (water) DOC, LLHg

**Bottom half of box is to list number of bottle

Project # WO# : 92499208

PM: NMG Due Date: 10/13/20

CLIENT: 92-MontEnvGr

Item#	BP4U-125 mL Plastic Unpreserved (N/A) (Cl-)	BP3U-250 mL Plastic Unpreserved (N/A)	BP2U-500 mL Plastic Unpreserved (N/A)	BP1U-1 liter Plastic Unpreserved (N/A)	BP4S-125 mL Plastic H2SO4 (pH < 2) (Cl-)	BP3N-250 mL plastic HNO3 (pH < 2)	BP4Z-125 mL Plastic ZN Acetate & NaOH (>9)	BP4C-125 mL Plastic NaOH (pH > 12) (Cl-)	WGFU-Wide-mouthed Glass jar Unpreserved	AG1U-1 liter Amber Unpreserved (N/A) (Cl-)	AG1H-1 liter Amber HCl (pH < 2)	AG3U-250 mL Amber Unpreserved (N/A) (Cl-)	AG1S-1 liter Amber H2SO4 (pH < 2)	AG3S-250 mL Amber H2SO4 (pH < 2)	AG3A(DG3A)-250 mL Amber NH4Cl (N/A)(Cl-)	DG9H-40 mL VOA HCl (N/A)	VG9T-40 mL VOA Na2S2O3 (N/A)	VG9U-40 mL VOA Unp (N/A)	DG9P-40 mL VOA H3PO4 (N/A)	VOAK (6 vials per kit)-5035 kit (N/A)	V/GK (3 vials per kit)-VPH/Gas kit (N/A)	SP5T-125 mL Sterile Plastic (N/A – lab)	SP2T-250 mL Sterile Plastic (N/A – lab)		BP3A-250 mL Plastic (NH2)2SO4 (9.3-9.7)	AG0U-100 mL Amber Unpreserved vials (N/A)	VSGU-20 mL Scintillation vials (N/A)	DG9U-40 mL Amber Unpreserved vials (N/A)
1																6												
2																6												
3																6												
4																6												
5																6												
6																6												
7																6												
8																6												
9																6												
10																2												
11																6												
12																												

pH Adjustment Log for Preserved Samples

Sample ID	Type of Preservative	pH upon receipt	Date preservation adjusted	Time preservation adjusted	Amount of Preservative added	Lot #

Note: Whenever there is a discrepancy affecting North Carolina compliance samples, a copy of this form will be sent to the North Carolina DEHNR Certification Office (i.e. Out of hold, incorrect preservative, out of temp, incorrect containers.

AES | ANALYTICAL ENVIRONMENTAL SERVICES, INC.

Analytical Environmental Services, Inc.
3080 Presidential Drive, Atlanta, GA 30340 Phone: (770) 457-8177

CHAIN OF CUSTODY

Profile 12477

COMPANY: EPS INC.

ADDRESS: 400 Northridge Rd Suite 400 Sandy Springs, GA 30350

PHONE: 404-315-9113

EMAIL: Atestoff@montrose-env.com

SAMPLED BY: Cole Cates & Cameron Lee

SIGNATURE: Cole Cates

ANALYSIS REQUEST: BTEX Method 8026; TPH Gro Method 8015

website nta.com for COCs and to log in to your AESAccess account.

#	SAMPLE ID	SAMPLED: DATE	SAMPLED: TIME	GRAB	COMPOSITE	MATRIX (see codes)	PRESERVATION (see codes) #+I	PRESERVATION (see codes) H+I	REMARKS 92499208	Number of Containers
1	20281-SW-1	10/7/20	0930	X		SW	X	X	001	6
2	20281-SW-2	10/7/20	0950	X		SW	X	X	002	6
3	20281-SW-3	10/7/20	1005	X		SW	X	X	003	6
4	20281-SW-4	10/7/20	1105	X		SW	X	X	004	6
5	20281-SW-5	10/7/20	1130	X		SW	X	X	005	6
6	20281-SW-6	10/7/20	1155	X		SW	X	X	006	6
7	20281-SW-7	10/7/20	1210	X		SW	X	X	007	6
8	20281-SW-Seep	10/7/20	1040	X		SW	X	X	008	6
9	20281-SW-Confluence	10/7/20	1045	X		SW	X	X	009	6
10	20281-Trip Blank	10/7/20	LAB	—		W	X		010	2
11	20281-SW-DUP	10/7/20	1200	X		SW	X	X	011	6
12										
13										
14										

RELINQUISHED BY: DATE/TIME:
1. Cole Cates 10/7/20 1252
2.
3.

RECEIVED BY: DATE/TIME:
1. Dave PaceHvl 10/7/20 12:51
2.
3.

SPECIAL INSTRUCTIONS/COMMENTS:
SW = Surface Water
W = Water

SHIPMENT METHOD
OUT: / / VIA:
IN: / / VIA:
(Client) FedEx UPS US mail courier
other: _____

PROJECT INFORMATION
PROJECT NAME: Colonial Northstone
PROJECT #: 070PP-785322
SITE ADDRESS: Huntersville, NC
SEND REPORT TO: Atestoff@montrose-env.com, Jnicolette, clee,
INVOICE TO (IF DIFFERENT FROM ABOVE):
QUOTE #: _____ PO#: _____

RECEIPT
Total # of Containers: 62

Turnaround Time (TAT) Request
- ☐ Standard
- ☐ 2 Business Day Rush
- ☐ Next Business Day Rush
- ☒ Same-Day Rush (auth req.)
- ☐ Other _____

REGULATORY PROGRAM (if any):
DATA PACKAGE: I ○ II ○ III ○ IV ○

Submission of samples to the laboratory constitutes acceptance of AES's Terms & Conditions. Client assumes sole responsibility for damage or loss of samples before we accept them. Samples received after 3PM or on Saturday are considered as received the following business day. If no TAT is marked on COC, AES will proceed with standard TAT. Samples are disposed of 30 days after completion of report unless other arrangements are made.

Matrix Codes: A = Air GW = Groundwater SE = Sediment SO = Soil SW = Surface Water ST=Stormwater WW = Waste Water W = Water (Blanks) DW = Drinking Water (Blanks) O = Other (specify)

Preservative Codes: H+I = Hydrochloric acid + ice I = Ice only N = Nitric acid S+I = Sulfuric acid + ice S/M+I = Sodium Bisulfate/Methanol + ice O = Other (specify) NA = None

4.30.20_COC

White Copy - Original; Yellow Copy - Client

Pace Analytical Services, LLC
9800 Kincey Ave. Suite 100
Huntersville, NC 28078
(704)875-9092

October 15, 2020

Alex Testoff
Montrose Environmental Group, Inc.
400 Northridge Rd.
Suite 400
Atlanta, GA 30350

RE: Project: Colonial Northstone (10/12)
Pace Project No.: 92500018

Dear Alex Testoff:

Enclosed are the analytical results for sample(s) received by the laboratory on October 12, 2020. The results relate only to the samples included in this report. Results reported herein conform to the applicable TNI/NELAC Standards and the laboratory's Quality Manual, where applicable, unless otherwise noted in the body of the report.

The test results provided in this final report were generated by each of the following laboratories within the Pace Network:

- Pace Analytical Services - Charlotte

If you have any questions concerning this report, please feel free to contact me.

Sincerely,

Nicole Gasiorowski

Nicole Gasiorowski
nicole.gasiorowski@pacelabs.com
(704)875-9092
Project Manager

Enclosures

cc: J Culbreath, Colonial Pipeline Company
Robert Hughes, Colonial Pipeline Company
Margaret King, APEX Companies, LLC
Jeff Morrison, Colonial Pipeline Company
Nicholas Nelson, Montrose Environmental Group, Inc.
Andrew Street, Apex Companies - NC
J Tate, Colonial Pipeline Company
JM Wyatt, Colonial Pipeline Company

This report shall not be reproduced, except in full,
without the written consent of Pace Analytical Services, LLC.

Pace Analytical Services, LLC
9800 Kincey Ave. Suite 100
Huntersville, NC 28078
(704)875-9092

CERTIFICATIONS

Project: Colonial Northstone (10/12)
Pace Project No.: 92500018

Pace Analytical Services Charlotte
9800 Kincey Ave. Ste 100, Huntersville, NC 28078
Louisiana/NELAP Certification # LA170028
North Carolina Drinking Water Certification #: 37706
North Carolina Field Services Certification #: 5342
North Carolina Wastewater Certification #: 12
South Carolina Certification #: 99006001
Florida/NELAP Certification #: E87627
Kentucky UST Certification #: 84
Virginia/VELAP Certification #: 460221

REPORT OF LABORATORY ANALYSIS

This report shall not be reproduced, except in full,
without the written consent of Pace Analytical Services, LLC.

Pace Analytical Services, LLC
9800 Kincey Ave. Suite 100
Huntersville, NC 28078
(704)875-9092

SAMPLE ANALYTE COUNT

Project: Colonial Northstone (10/12)
Pace Project No.: 92500018

Lab ID	Sample ID	Method	Analysts	Analytes Reported	Laboratory
92500018001	**20286-SW-7**	EPA 5030B/8015C Mod.	MAD	2	PASI-C
		EPA 8260D	PM1	9	PASI-C
92500018002	**20286-SW-6**	EPA 5030B/8015C Mod.	MAD	2	PASI-C
		EPA 8260D	PM1	9	PASI-C
92500018003	**20286-SW-5**	EPA 5030B/8015C Mod.	MAD	2	PASI-C
		EPA 8260D	PM1	9	PASI-C
92500018004	**20286-SW-4**	EPA 5030B/8015C Mod.	MAD	2	PASI-C
		EPA 8260D	PM1	9	PASI-C
92500018005	**20286-SW-3**	EPA 5030B/8015C Mod.	MAD	2	PASI-C
		EPA 8260D	PM1	9	PASI-C
92500018006	**20286-SW-2**	EPA 5030B/8015C Mod.	MAD	2	PASI-C
		EPA 8260D	PM1	9	PASI-C
92500018007	**20286-SW-1**	EPA 5030B/8015C Mod.	MAD	2	PASI-C
		EPA 8260D	PM1	9	PASI-C
92500018008	**20286-SW-Seep**	EPA 5030B/8015C Mod.	MAD	2	PASI-C
		EPA 8260D	SAS	9	PASI-C
92500018009	**20286-SW-Conf**	EPA 5030B/8015C Mod.	MAD	2	PASI-C
		EPA 8260D	SAS	9	PASI-C
92500018010	**20286-SW-DUP**	EPA 5030B/8015C Mod.	MAD	2	PASI-C
		EPA 8260D	SAS	9	PASI-C
92500018011	**20286-Trip Blank**	EPA 8260D	SAS	9	PASI-C

PASI-C = Pace Analytical Services - Charlotte

This report shall not be reproduced, except in full,
without the written consent of Pace Analytical Services, LLC.

Pace Analytical Services, LLC
9800 Kincey Ave. Suite 100
Huntersville, NC 28078
(704)875-9092

ANALYTICAL RESULTS

Project: Colonial Northstone (10/12)
Pace Project No.: 92500018

Sample: 20286-SW-7 **Lab ID: 92500018001** Collected: 10/12/20 11:45 Received: 10/12/20 16:05 Matrix: Water

Parameters	Results	Units	Report Limit	DF	Prepared	Analyzed	CAS No.	Qual
Gasoline Range Organics	Analytical Method: EPA 5030B/8015C Mod. Pace Analytical Services - Charlotte							
Gas Range Organics (C6-C10)	ND	mg/L	0.080	1		10/13/20 13:52		
Surrogates								
4-Bromofluorobenzene (S)	93	%	70-130	1		10/13/20 13:52	460-00-4	
8260D MSV Low Level	Analytical Method: EPA 8260D Pace Analytical Services - Charlotte							
Benzene	ND	ug/L	1.0	1		10/13/20 16:00	71-43-2	
Ethylbenzene	ND	ug/L	1.0	1		10/13/20 16:00	100-41-4	
Toluene	ND	ug/L	1.0	1		10/13/20 16:00	108-88-3	
Xylene (Total)	ND	ug/L	1.0	1		10/13/20 16:00	1330-20-7	
m&p-Xylene	ND	ug/L	2.0	1		10/13/20 16:00	179601-23-1	
o-Xylene	ND	ug/L	1.0	1		10/13/20 16:00	95-47-6	
Surrogates								
4-Bromofluorobenzene (S)	102	%	70-130	1		10/13/20 16:00	460-00-4	
1,2-Dichloroethane-d4 (S)	113	%	70-130	1		10/13/20 16:00	17060-07-0	
Toluene-d8 (S)	94	%	70-130	1		10/13/20 16:00	2037-26-5	

REPORT OF LABORATORY ANALYSIS

This report shall not be reproduced, except in full,
without the written consent of Pace Analytical Services, LLC.

Pace Analytical Services, LLC
9800 Kincey Ave. Suite 100
Huntersville, NC 28078
(704)875-9092

ANALYTICAL RESULTS

Project: Colonial Northstone (10/12)
Pace Project No.: 92500018

Sample: 20286-SW-6 **Lab ID: 92500018002** Collected: 10/12/20 12:10 Received: 10/12/20 16:05 Matrix: Water

Parameters	Results	Units	Report Limit	DF	Prepared	Analyzed	CAS No.	Qual
Gasoline Range Organics	Analytical Method: EPA 5030B/8015C Mod. Pace Analytical Services - Charlotte							
Gas Range Organics (C6-C10)	ND	mg/L	0.080	1		10/13/20 14:48		
Surrogates								
4-Bromofluorobenzene (S)	96	%	70-130	1		10/13/20 14:48	460-00-4	
8260D MSV Low Level	Analytical Method: EPA 8260D Pace Analytical Services - Charlotte							
Benzene	ND	ug/L	1.0	1		10/13/20 16:18	71-43-2	
Ethylbenzene	ND	ug/L	1.0	1		10/13/20 16:18	100-41-4	
Toluene	ND	ug/L	1.0	1		10/13/20 16:18	108-88-3	
Xylene (Total)	ND	ug/L	1.0	1		10/13/20 16:18	1330-20-7	
m&p-Xylene	ND	ug/L	2.0	1		10/13/20 16:18	179601-23-1	
o-Xylene	ND	ug/L	1.0	1		10/13/20 16:18	95-47-6	
Surrogates								
4-Bromofluorobenzene (S)	99	%	70-130	1		10/13/20 16:18	460-00-4	
1,2-Dichloroethane-d4 (S)	111	%	70-130	1		10/13/20 16:18	17060-07-0	
Toluene-d8 (S)	93	%	70-130	1		10/13/20 16:18	2037-26-5	

REPORT OF LABORATORY ANALYSIS

This report shall not be reproduced, except in full,
without the written consent of Pace Analytical Services, LLC.

Pace Analytical Services, LLC
9800 Kincey Ave. Suite 100
Huntersville, NC 28078
(704)875-9092

ANALYTICAL RESULTS

Project: Colonial Northstone (10/12)
Pace Project No.: 92500018

Sample: 20286-SW-5 **Lab ID: 92500018003** Collected: 10/12/20 12:35 Received: 10/12/20 16:05 Matrix: Water

Parameters	Results	Units	Report Limit	DF	Prepared	Analyzed	CAS No.	Qual
Gasoline Range Organics	Analytical Method: EPA 5030B/8015C Mod. Pace Analytical Services - Charlotte							
Gas Range Organics (C6-C10)	ND	mg/L	0.080	1		10/13/20 15:16		
Surrogates								
4-Bromofluorobenzene (S)	93	%	70-130	1		10/13/20 15:16	460-00-4	
8260D MSV Low Level	Analytical Method: EPA 8260D Pace Analytical Services - Charlotte							
Benzene	ND	ug/L	1.0	1		10/13/20 16:36	71-43-2	
Ethylbenzene	ND	ug/L	1.0	1		10/13/20 16:36	100-41-4	
Toluene	ND	ug/L	1.0	1		10/13/20 16:36	108-88-3	
Xylene (Total)	ND	ug/L	1.0	1		10/13/20 16:36	1330-20-7	
m&p-Xylene	ND	ug/L	2.0	1		10/13/20 16:36	179601-23-1	
o-Xylene	ND	ug/L	1.0	1		10/13/20 16:36	95-47-6	
Surrogates								
4-Bromofluorobenzene (S)	99	%	70-130	1		10/13/20 16:36	460-00-4	
1,2-Dichloroethane-d4 (S)	112	%	70-130	1		10/13/20 16:36	17060-07-0	
Toluene-d8 (S)	96	%	70-130	1		10/13/20 16:36	2037-26-5	

REPORT OF LABORATORY ANALYSIS

This report shall not be reproduced, except in full,
without the written consent of Pace Analytical Services, LLC.

Pace Analytical Services, LLC
9800 Kincey Ave. Suite 100
Huntersville, NC 28078
(704)875-9092

ANALYTICAL RESULTS

Project: Colonial Northstone (10/12)
Pace Project No.: 92500018

Sample: 20286-SW-4 **Lab ID: 92500018004** Collected: 10/12/20 13:00 Received: 10/12/20 16:05 Matrix: Water

Parameters	Results	Units	Report Limit	DF	Prepared	Analyzed	CAS No.	Qual
Gasoline Range Organics	Analytical Method: EPA 5030B/8015C Mod. Pace Analytical Services - Charlotte							
Gas Range Organics (C6-C10)	ND	mg/L	0.080	1		10/13/20 15:44		
Surrogates								
4-Bromofluorobenzene (S)	93	%	70-130	1		10/13/20 15:44	460-00-4	
8260D MSV Low Level	Analytical Method: EPA 8260D Pace Analytical Services - Charlotte							
Benzene	ND	ug/L	1.0	1		10/13/20 16:54	71-43-2	
Ethylbenzene	ND	ug/L	1.0	1		10/13/20 16:54	100-41-4	
Toluene	ND	ug/L	1.0	1		10/13/20 16:54	108-88-3	
Xylene (Total)	ND	ug/L	1.0	1		10/13/20 16:54	1330-20-7	
m&p-Xylene	ND	ug/L	2.0	1		10/13/20 16:54	179601-23-1	
o-Xylene	ND	ug/L	1.0	1		10/13/20 16:54	95-47-6	
Surrogates								
4-Bromofluorobenzene (S)	99	%	70-130	1		10/13/20 16:54	460-00-4	
1,2-Dichloroethane-d4 (S)	112	%	70-130	1		10/13/20 16:54	17060-07-0	
Toluene-d8 (S)	96	%	70-130	1		10/13/20 16:54	2037-26-5	

This report shall not be reproduced, except in full,
without the written consent of Pace Analytical Services, LLC.

Pace Analytical Services, LLC
9800 Kincey Ave. Suite 100
Huntersville, NC 28078
(704)875-9092

ANALYTICAL RESULTS

Project: Colonial Northstone (10/12)
Pace Project No.: 92500018

Sample: 20286-SW-3 **Lab ID: 92500018005** Collected: 10/12/20 14:10 Received: 10/12/20 16:05 Matrix: Water

Parameters	Results	Units	Report Limit	DF	Prepared	Analyzed	CAS No.	Qual
Gasoline Range Organics	Analytical Method: EPA 5030B/8015C Mod. Pace Analytical Services - Charlotte							
Gas Range Organics (C6-C10)	ND	mg/L	0.080	1		10/13/20 16:12		
Surrogates								
4-Bromofluorobenzene (S)	91	%	70-130	1		10/13/20 16:12	460-00-4	
8260D MSV Low Level	Analytical Method: EPA 8260D Pace Analytical Services - Charlotte							
Benzene	ND	ug/L	1.0	1		10/13/20 17:12	71-43-2	
Ethylbenzene	ND	ug/L	1.0	1		10/13/20 17:12	100-41-4	
Toluene	ND	ug/L	1.0	1		10/13/20 17:12	108-88-3	
Xylene (Total)	ND	ug/L	1.0	1		10/13/20 17:12	1330-20-7	
m&p-Xylene	ND	ug/L	2.0	1		10/13/20 17:12	179601-23-1	
o-Xylene	ND	ug/L	1.0	1		10/13/20 17:12	95-47-6	
Surrogates								
4-Bromofluorobenzene (S)	103	%	70-130	1		10/13/20 17:12	460-00-4	
1,2-Dichloroethane-d4 (S)	114	%	70-130	1		10/13/20 17:12	17060-07-0	
Toluene-d8 (S)	94	%	70-130	1		10/13/20 17:12	2037-26-5	

REPORT OF LABORATORY ANALYSIS

This report shall not be reproduced, except in full,
without the written consent of Pace Analytical Services, LLC.

Pace Analytical Services, LLC
9800 Kincey Ave. Suite 100
Huntersville, NC 28078
(704)875-9092

ANALYTICAL RESULTS

Project: Colonial Northstone (10/12)
Pace Project No.: 92500018

Sample: 20286-SW-2 **Lab ID: 92500018006** Collected: 10/12/20 14:25 Received: 10/12/20 16:05 Matrix: Water

Parameters	Results	Units	Report Limit	DF	Prepared	Analyzed	CAS No.	Qual
Gasoline Range Organics	Analytical Method: EPA 5030B/8015C Mod. Pace Analytical Services - Charlotte							
Gas Range Organics (C6-C10)	ND	mg/L	0.080	1		10/14/20 17:07		
Surrogates								
4-Bromofluorobenzene (S)	103	%	70-130	1		10/14/20 17:07	460-00-4	
8260D MSV Low Level	Analytical Method: EPA 8260D Pace Analytical Services - Charlotte							
Benzene	ND	ug/L	1.0	1		10/13/20 17:30	71-43-2	
Ethylbenzene	ND	ug/L	1.0	1		10/13/20 17:30	100-41-4	
Toluene	ND	ug/L	1.0	1		10/13/20 17:30	108-88-3	
Xylene (Total)	ND	ug/L	1.0	1		10/13/20 17:30	1330-20-7	
m&p-Xylene	ND	ug/L	2.0	1		10/13/20 17:30	179601-23-1	
o-Xylene	ND	ug/L	1.0	1		10/13/20 17:30	95-47-6	
Surrogates								
4-Bromofluorobenzene (S)	100	%	70-130	1		10/13/20 17:30	460-00-4	
1,2-Dichloroethane-d4 (S)	115	%	70-130	1		10/13/20 17:30	17060-07-0	
Toluene-d8 (S)	93	%	70-130	1		10/13/20 17:30	2037-26-5	

REPORT OF LABORATORY ANALYSIS

This report shall not be reproduced, except in full,
without the written consent of Pace Analytical Services, LLC.

Pace Analytical Services, LLC
9800 Kincey Ave. Suite 100
Huntersville, NC 28078
(704)875-9092

ANALYTICAL RESULTS

Project: Colonial Northstone (10/12)
Pace Project No.: 92500018

Sample: 20286-SW-1 **Lab ID: 92500018007** Collected: 10/12/20 14:45 Received: 10/12/20 16:05 Matrix: Water

Parameters	Results	Units	Report Limit	DF	Prepared	Analyzed	CAS No.	Qual
Gasoline Range Organics	Analytical Method: EPA 5030B/8015C Mod. Pace Analytical Services - Charlotte							
Gas Range Organics (C6-C10)	ND	mg/L	0.080	1		10/14/20 18:03		
Surrogates								
4-Bromofluorobenzene (S)	105	%	70-130	1		10/14/20 18:03	460-00-4	
8260D MSV Low Level	Analytical Method: EPA 8260D Pace Analytical Services - Charlotte							
Benzene	ND	ug/L	1.0	1		10/13/20 17:48	71-43-2	
Ethylbenzene	ND	ug/L	1.0	1		10/13/20 17:48	100-41-4	
Toluene	ND	ug/L	1.0	1		10/13/20 17:48	108-88-3	
Xylene (Total)	ND	ug/L	1.0	1		10/13/20 17:48	1330-20-7	
m&p-Xylene	ND	ug/L	2.0	1		10/13/20 17:48	179601-23-1	
o-Xylene	ND	ug/L	1.0	1		10/13/20 17:48	95-47-6	
Surrogates								
4-Bromofluorobenzene (S)	100	%	70-130	1		10/13/20 17:48	460-00-4	
1,2-Dichloroethane-d4 (S)	115	%	70-130	1		10/13/20 17:48	17060-07-0	
Toluene-d8 (S)	93	%	70-130	1		10/13/20 17:48	2037-26-5	

This report shall not be reproduced, except in full,
without the written consent of Pace Analytical Services, LLC.

Pace Analytical Services, LLC
9800 Kincey Ave. Suite 100
Huntersville, NC 28078
(704)875-9092

ANALYTICAL RESULTS

Project: Colonial Northstone (10/12)
Pace Project No.: 92500018

Sample: 20286-SW-Seep **Lab ID: 92500018008** Collected: 10/12/20 15:05 Received: 10/12/20 16:05 Matrix: Water

Parameters	Results	Units	Report Limit	DF	Prepared	Analyzed	CAS No.	Qual
Gasoline Range Organics	Analytical Method: EPA 5030B/8015C Mod. Pace Analytical Services - Charlotte							
Gas Range Organics (C6-C10)	ND	mg/L	0.080	1		10/14/20 18:31		
Surrogates								
4-Bromofluorobenzene (S)	101	%	70-130	1		10/14/20 18:31	460-00-4	
8260D MSV Low Level	Analytical Method: EPA 8260D Pace Analytical Services - Charlotte							
Benzene	ND	ug/L	1.0	1		10/14/20 16:03	71-43-2	
Ethylbenzene	ND	ug/L	1.0	1		10/14/20 16:03	100-41-4	
Toluene	ND	ug/L	1.0	1		10/14/20 16:03	108-88-3	
Xylene (Total)	ND	ug/L	1.0	1		10/14/20 16:03	1330-20-7	
m&p-Xylene	ND	ug/L	2.0	1		10/14/20 16:03	179601-23-1	
o-Xylene	ND	ug/L	1.0	1		10/14/20 16:03	95-47-6	
Surrogates								
4-Bromofluorobenzene (S)	96	%	70-130	1		10/14/20 16:03	460-00-4	
1,2-Dichloroethane-d4 (S)	100	%	70-130	1		10/14/20 16:03	17060-07-0	
Toluene-d8 (S)	99	%	70-130	1		10/14/20 16:03	2037-26-5	

REPORT OF LABORATORY ANALYSIS

This report shall not be reproduced, except in full,
without the written consent of Pace Analytical Services, LLC.

Pace Analytical Services, LLC
9800 Kincey Ave. Suite 100
Huntersville, NC 28078
(704)875-9092

ANALYTICAL RESULTS

Project: Colonial Northstone (10/12)
Pace Project No.: 92500018

Sample: 20286-SW-Conf **Lab ID: 92500018009** Collected: 10/12/20 15:10 Received: 10/12/20 16:05 Matrix: Water

Parameters	Results	Units	Report Limit	DF	Prepared	Analyzed	CAS No.	Qual
Gasoline Range Organics	Analytical Method: EPA 5030B/8015C Mod. Pace Analytical Services - Charlotte							
Gas Range Organics (C6-C10)	ND	mg/L	0.080	1		10/14/20 18:59		
Surrogates								
4-Bromofluorobenzene (S)	98	%	70-130	1		10/14/20 18:59	460-00-4	
8260D MSV Low Level	Analytical Method: EPA 8260D Pace Analytical Services - Charlotte							
Benzene	ND	ug/L	1.0	1		10/14/20 16:21	71-43-2	
Ethylbenzene	ND	ug/L	1.0	1		10/14/20 16:21	100-41-4	
Toluene	ND	ug/L	1.0	1		10/14/20 16:21	108-88-3	
Xylene (Total)	ND	ug/L	1.0	1		10/14/20 16:21	1330-20-7	
m&p-Xylene	ND	ug/L	2.0	1		10/14/20 16:21	179601-23-1	
o-Xylene	ND	ug/L	1.0	1		10/14/20 16:21	95-47-6	
Surrogates								
4-Bromofluorobenzene (S)	97	%	70-130	1		10/14/20 16:21	460-00-4	
1,2-Dichloroethane-d4 (S)	101	%	70-130	1		10/14/20 16:21	17060-07-0	
Toluene-d8 (S)	100	%	70-130	1		10/14/20 16:21	2037-26-5	

REPORT OF LABORATORY ANALYSIS

This report shall not be reproduced, except in full,
without the written consent of Pace Analytical Services, LLC.

Pace Analytical Services, LLC
9800 Kincey Ave. Suite 100
Huntersville, NC 28078
(704)875-9092

ANALYTICAL RESULTS

Project: Colonial Northstone (10/12)
Pace Project No.: 92500018

Sample: 20286-SW-DUP **Lab ID: 92500018010** Collected: 10/12/20 00:00 Received: 10/12/20 16:05 Matrix: Water

Parameters	Results	Units	Report Limit	DF	Prepared	Analyzed	CAS No.	Qual
Gasoline Range Organics	Analytical Method: EPA 5030B/8015C Mod. Pace Analytical Services - Charlotte							
Gas Range Organics (C6-C10)	ND	mg/L	0.080	1		10/14/20 19:27		
Surrogates								
4-Bromofluorobenzene (S)	99	%	70-130	1		10/14/20 19:27	460-00-4	
8260D MSV Low Level	Analytical Method: EPA 8260D Pace Analytical Services - Charlotte							
Benzene	ND	ug/L	1.0	1		10/14/20 16:39	71-43-2	
Ethylbenzene	ND	ug/L	1.0	1		10/14/20 16:39	100-41-4	
Toluene	ND	ug/L	1.0	1		10/14/20 16:39	108-88-3	
Xylene (Total)	ND	ug/L	1.0	1		10/14/20 16:39	1330-20-7	
m&p-Xylene	ND	ug/L	2.0	1		10/14/20 16:39	179601-23-1	
o-Xylene	ND	ug/L	1.0	1		10/14/20 16:39	95-47-6	
Surrogates								
4-Bromofluorobenzene (S)	96	%	70-130	1		10/14/20 16:39	460-00-4	
1,2-Dichloroethane-d4 (S)	101	%	70-130	1		10/14/20 16:39	17060-07-0	
Toluene-d8 (S)	99	%	70-130	1		10/14/20 16:39	2037-26-5	

This report shall not be reproduced, except in full,
without the written consent of Pace Analytical Services, LLC.

Pace Analytical Services, LLC
9800 Kincey Ave. Suite 100
Huntersville, NC 28078
(704)875-9092

ANALYTICAL RESULTS

Project: Colonial Northstone (10/12)
Pace Project No.: 92500018

Sample: 20286-Trip Blank **Lab ID: 92500018011** Collected: 10/12/20 00:00 Received: 10/12/20 16:05 Matrix: Water

Parameters	Results	Units	Report Limit	DF	Prepared	Analyzed	CAS No.	Qual
8260D MSV Low Level	Analytical Method: EPA 8260D Pace Analytical Services - Charlotte							
Benzene	ND	ug/L	1.0	1		10/14/20 13:58	71-43-2	
Ethylbenzene	ND	ug/L	1.0	1		10/14/20 13:58	100-41-4	
Toluene	ND	ug/L	1.0	1		10/14/20 13:58	108-88-3	
Xylene (Total)	ND	ug/L	1.0	1		10/14/20 13:58	1330-20-7	
m&p-Xylene	ND	ug/L	2.0	1		10/14/20 13:58	179601-23-1	
o-Xylene	ND	ug/L	1.0	1		10/14/20 13:58	95-47-6	
Surrogates								
4-Bromofluorobenzene (S)	97	%	70-130	1		10/14/20 13:58	460-00-4	
1,2-Dichloroethane-d4 (S)	102	%	70-130	1		10/14/20 13:58	17060-07-0	
Toluene-d8 (S)	101	%	70-130	1		10/14/20 13:58	2037-26-5	

This report shall not be reproduced, except in full,
without the written consent of Pace Analytical Services, LLC.

Pace Analytical Services, LLC
9800 Kincey Ave. Suite 100
Huntersville, NC 28078
(704)875-9092

QUALITY CONTROL DATA

Project: Colonial Northstone (10/12)
Pace Project No.: 92500018

QC Batch: 572806 | Analysis Method: EPA 5030B/8015C Mod.
QC Batch Method: EPA 5030B/8015C Mod. | Analysis Description: Gasoline Range Organics
Laboratory: Pace Analytical Services - Charlotte
Associated Lab Samples: 92500018001, 92500018002, 92500018003, 92500018004, 92500018005

METHOD BLANK: 3033381 Matrix: Water
Associated Lab Samples: 92500018001, 92500018002, 92500018003, 92500018004, 92500018005

Parameter	Units	Blank Result	Reporting Limit	Analyzed	Qualifiers
Gas Range Organics (C6-C10)	mg/L	ND	0.080	10/13/20 12:55	
4-Bromofluorobenzene (S)	%	92	70-130	10/13/20 12:55	

LABORATORY CONTROL SAMPLE: 3033382

Parameter	Units	Spike Conc.	LCS Result	LCS % Rec	% Rec Limits	Qualifiers
Gas Range Organics (C6-C10)	mg/L	1	1.0	100	70-130	
4-Bromofluorobenzene (S)	%			94	70-130	

MATRIX SPIKE SAMPLE: 3033384

Parameter	Units	92500018002 Result	Spike Conc.	MS Result	MS % Rec	% Rec Limits	Qualifiers
Gas Range Organics (C6-C10)	mg/L	ND	1	1.1	114	68-145	
4-Bromofluorobenzene (S)	%				99	70-130	

SAMPLE DUPLICATE: 3033383

Parameter	Units	92500018001 Result	Dup Result	RPD	Qualifiers
Gas Range Organics (C6-C10)	mg/L	ND	ND		
4-Bromofluorobenzene (S)	%	93	94		

Results presented on this page are in the units indicated by the "Units" column except where an alternate unit is presented to the right of the result.

REPORT OF LABORATORY ANALYSIS

This report shall not be reproduced, except in full,
without the written consent of Pace Analytical Services, LLC.

Pace Analytical Services, LLC
9800 Kincey Ave. Suite 100
Huntersville, NC 28078
(704)875-9092

QUALITY CONTROL DATA

Project: Colonial Northstone (10/12)
Pace Project No.: 92500018

QC Batch: 573107 | Analysis Method: EPA 5030B/8015C Mod.
QC Batch Method: EPA 5030B/8015C Mod. | Analysis Description: Gasoline Range Organics
Laboratory: Pace Analytical Services - Charlotte
Associated Lab Samples: 92500018006, 92500018007, 92500018008, 92500018009, 92500018010

METHOD BLANK: 3034536 Matrix: Water
Associated Lab Samples: 92500018006, 92500018007, 92500018008, 92500018009, 92500018010

Parameter	Units	Blank Result	Reporting Limit	Analyzed	Qualifiers
Gas Range Organics (C6-C10)	mg/L	ND	0.080	10/14/20 11:58	
4-Bromofluorobenzene (S)	%	93	70-130	10/14/20 11:58	

LABORATORY CONTROL SAMPLE: 3034537

Parameter	Units	Spike Conc.	LCS Result	LCS % Rec	% Rec Limits	Qualifiers
Gas Range Organics (C6-C10)	mg/L	1	1.0	103	70-130	
4-Bromofluorobenzene (S)	%			95	70-130	

MATRIX SPIKE SAMPLE: 3034539

Parameter	Units	92500018007 Result	Spike Conc.	MS Result	MS % Rec	% Rec Limits	Qualifiers
Gas Range Organics (C6-C10)	mg/L	ND	1	1.0	102	68-145	
4-Bromofluorobenzene (S)	%				102	70-130	

SAMPLE DUPLICATE: 3034538

Parameter	Units	92500018006 Result	Dup Result	RPD	Qualifiers
Gas Range Organics (C6-C10)	mg/L	ND	.048J		
4-Bromofluorobenzene (S)	%	103	106		

Results presented on this page are in the units indicated by the "Units" column except where an alternate unit is presented to the right of the result.

REPORT OF LABORATORY ANALYSIS

This report shall not be reproduced, except in full,
without the written consent of Pace Analytical Services, LLC.

Pace Analytical Services, LLC
9800 Kincey Ave. Suite 100
Huntersville, NC 28078
(704)875-9092

QUALITY CONTROL DATA

Project: Colonial Northstone (10/12)
Pace Project No.: 92500018

QC Batch: 572790 Analysis Method: EPA 8260D
QC Batch Method: EPA 8260D Analysis Description: 8260D MSV Low Level
Laboratory: Pace Analytical Services - Charlotte
Associated Lab Samples: 92500018001, 92500018002, 92500018003, 92500018004, 92500018005, 92500018006, 92500018007

METHOD BLANK: 3033246 Matrix: Water
Associated Lab Samples: 92500018001, 92500018002, 92500018003, 92500018004, 92500018005, 92500018006, 92500018007

Parameter	Units	Blank Result	Reporting Limit	Analyzed	Qualifiers
Benzene	ug/L	ND	1.0	10/13/20 10:53	
Ethylbenzene	ug/L	ND	1.0	10/13/20 10:53	
m&p-Xylene	ug/L	ND	2.0	10/13/20 10:53	
o-Xylene	ug/L	ND	1.0	10/13/20 10:53	
Toluene	ug/L	ND	1.0	10/13/20 10:53	
Xylene (Total)	ug/L	ND	1.0	10/13/20 10:53	
1,2-Dichloroethane-d4 (S)	%	107	70-130	10/13/20 10:53	
4-Bromofluorobenzene (S)	%	97	70-130	10/13/20 10:53	
Toluene-d8 (S)	%	94	70-130	10/13/20 10:53	

LABORATORY CONTROL SAMPLE: 3033247

Parameter	Units	Spike Conc.	LCS Result	LCS % Rec	% Rec Limits	Qualifiers
Benzene	ug/L	50	50.4	101	70-130	
Ethylbenzene	ug/L	50	49.6	99	70-130	
m&p-Xylene	ug/L	100	101	101	70-130	
o-Xylene	ug/L	50	49.8	100	70-130	
Toluene	ug/L	50	50.8	102	70-130	
Xylene (Total)	ug/L	150	151	101	70-130	
1,2-Dichloroethane-d4 (S)	%			110	70-130	
4-Bromofluorobenzene (S)	%			101	70-130	
Toluene-d8 (S)	%			98	70-130	

MATRIX SPIKE SAMPLE: 3033248

Parameter	Units	92499637003 Result	Spike Conc.	MS Result	MS % Rec	% Rec Limits	Qualifiers
Benzene	ug/L	ND	20	21.1	105	67-150	
Ethylbenzene	ug/L	ND	20	20.9	104	68-143	
m&p-Xylene	ug/L	ND	40	42.6	106	53-157	
o-Xylene	ug/L	ND	20	20.5	102	68-143	
Toluene	ug/L	ND	20	20.1	100	47-157	
Xylene (Total)	ug/L	ND	60	63.1	105	66-145	
1,2-Dichloroethane-d4 (S)	%				107	70-130	
4-Bromofluorobenzene (S)	%				101	70-130	
Toluene-d8 (S)	%				98	70-130	

Results presented on this page are in the units indicated by the "Units" column except where an alternate unit is presented to the right of the result.

REPORT OF LABORATORY ANALYSIS

This report shall not be reproduced, except in full,
without the written consent of Pace Analytical Services, LLC.

Pace Analytical Services, LLC
9800 Kincey Ave. Suite 100
Huntersville, NC 28078
(704)875-9092

QUALITY CONTROL DATA

Project: Colonial Northstone (10/12)
Pace Project No.: 92500018

SAMPLE DUPLICATE: 3033249

Parameter	Units	92499637005 Result	Dup Result	RPD	Qualifiers
Benzene	ug/L	ND	ND		
Ethylbenzene	ug/L	ND	ND		
m&p-Xylene	ug/L	ND	ND		
o-Xylene	ug/L	ND	ND		
Toluene	ug/L	ND	ND		
Xylene (Total)	ug/L	ND	ND		
1,2-Dichloroethane-d4 (S)	%	108	111		
4-Bromofluorobenzene (S)	%	99	100		
Toluene-d8 (S)	%	93	94		

Results presented on this page are in the units indicated by the "Units" column except where an alternate unit is presented to the right of the result.

REPORT OF LABORATORY ANALYSIS

This report shall not be reproduced, except in full,
without the written consent of Pace Analytical Services, LLC.

Pace Analytical Services, LLC
9800 Kincey Ave. Suite 100
Huntersville, NC 28078
(704)875-9092

QUALITY CONTROL DATA

Project: Colonial Northstone (10/12)
Pace Project No.: 92500018

QC Batch: 572928
QC Batch Method: EPA 8260D
Analysis Method: EPA 8260D
Analysis Description: 8260D MSV Low Level
Laboratory: Pace Analytical Services - Charlotte
Associated Lab Samples: 92500018008, 92500018009, 92500018010, 92500018011

METHOD BLANK: 3034031 Matrix: Water
Associated Lab Samples: 92500018008, 92500018009, 92500018010, 92500018011

Parameter	Units	Blank Result	Reporting Limit	Analyzed	Qualifiers
Benzene	ug/L	ND	1.0	10/14/20 10:41	
Ethylbenzene	ug/L	ND	1.0	10/14/20 10:41	
m&p-Xylene	ug/L	ND	2.0	10/14/20 10:41	
o-Xylene	ug/L	ND	1.0	10/14/20 10:41	
Toluene	ug/L	ND	1.0	10/14/20 10:41	
Xylene (Total)	ug/L	ND	1.0	10/14/20 10:41	
1,2-Dichloroethane-d4 (S)	%	101	70-130	10/14/20 10:41	
4-Bromofluorobenzene (S)	%	97	70-130	10/14/20 10:41	
Toluene-d8 (S)	%	101	70-130	10/14/20 10:41	

LABORATORY CONTROL SAMPLE: 3034032

Parameter	Units	Spike Conc.	LCS Result	LCS % Rec	% Rec Limits	Qualifiers
Benzene	ug/L	50	51.2	102	70-130	
Ethylbenzene	ug/L	50	49.6	99	70-130	
m&p-Xylene	ug/L	100	100	100	70-130	
o-Xylene	ug/L	50	50.4	101	70-130	
Toluene	ug/L	50	50.7	101	70-130	
Xylene (Total)	ug/L	150	150	100	70-130	
1,2-Dichloroethane-d4 (S)	%			98	70-130	
4-Bromofluorobenzene (S)	%			100	70-130	
Toluene-d8 (S)	%			99	70-130	

MATRIX SPIKE & MATRIX SPIKE DUPLICATE: 3034033 3034034

Parameter	Units	92500018010 Result	MS Spike Conc.	MSD Spike Conc.	MS Result	MSD Result	MS % Rec	MSD % Rec	% Rec Limits	RPD	Qual
Benzene	ug/L	ND	20	20	21.8	21.8	109	109	67-150	0	
Ethylbenzene	ug/L	ND	20	20	20.9	20.8	104	104	68-143	0	
m&p-Xylene	ug/L	ND	40	40	42.1	42.8	105	107	53-157	2	
o-Xylene	ug/L	ND	20	20	21.2	21.3	106	106	68-143	0	
Toluene	ug/L	ND	20	20	21.8	21.3	109	107	47-157	2	
Xylene (Total)	ug/L	ND	60	60	63.3	64.1	106	107	66-145	1	
1,2-Dichloroethane-d4 (S)	%						106	100	70-130		
4-Bromofluorobenzene (S)	%						98	99	70-130		
Toluene-d8 (S)	%						101	100	70-130		

Results presented on this page are in the units indicated by the "Units" column except where an alternate unit is presented to the right of the result.

REPORT OF LABORATORY ANALYSIS

This report shall not be reproduced, except in full,
without the written consent of Pace Analytical Services, LLC.

Pace Analytical Services, LLC
9800 Kincey Ave. Suite 100
Huntersville, NC 28078
(704)875-9092

QUALIFIERS

Project: Colonial Northstone (10/12)
Pace Project No.: 92500018

DEFINITIONS

DF - Dilution Factor, if reported, represents the factor applied to the reported data due to dilution of the sample aliquot.

ND - Not Detected at or above adjusted reporting limit.

TNTC - Too Numerous To Count

J - Estimated concentration above the adjusted method detection limit and below the adjusted reporting limit.

MDL - Adjusted Method Detection Limit.

PQL - Practical Quantitation Limit.

RL - Reporting Limit - The lowest concentration value that meets project requirements for quantitative data with known precision and bias for a specific analyte in a specific matrix.

S - Surrogate

1,2-Diphenylhydrazine decomposes to and cannot be separated from Azobenzene using Method 8270. The result for each analyte is a combined concentration.

Consistent with EPA guidelines, unrounded data are displayed and have been used to calculate % recovery and RPD values.

LCS(D) - Laboratory Control Sample (Duplicate)

MS(D) - Matrix Spike (Duplicate)

DUP - Sample Duplicate

RPD - Relative Percent Difference

NC - Not Calculable.

SG - Silica Gel - Clean-Up

U - Indicates the compound was analyzed for, but not detected.

Acid preservation may not be appropriate for 2 Chloroethylvinyl ether.

A separate vial preserved to a pH of 4-5 is recommended in SW846 Chapter 4 for the analysis of Acrolein and Acrylonitrile by EPA Method 8260.

N-Nitrosodiphenylamine decomposes and cannot be separated from Diphenylamine using Method 8270. The result reported for each analyte is a combined concentration.

Pace Analytical is TNI accredited. Contact your Pace PM for the current list of accredited analytes.

TNI - The NELAC Institute.

This report shall not be reproduced, except in full,
without the written consent of Pace Analytical Services, LLC.

Pace Analytical Services, LLC
9800 Kincey Ave. Suite 100
Huntersville, NC 28078
(704)875-9092

QUALITY CONTROL DATA CROSS REFERENCE TABLE

Project: Colonial Northstone (10/12)
Pace Project No.: 92500018

Lab ID	Sample ID	QC Batch Method	QC Batch	Analytical Method	Analytical Batch
92500018001	**20286-SW-7**	EPA 5030B/8015C Mod.	572806		
92500018002	**20286-SW-6**	EPA 5030B/8015C Mod.	572806		
92500018003	**20286-SW-5**	EPA 5030B/8015C Mod.	572806		
92500018004	**20286-SW-4**	EPA 5030B/8015C Mod.	572806		
92500018005	**20286-SW-3**	EPA 5030B/8015C Mod.	572806		
92500018006	**20286-SW-2**	EPA 5030B/8015C Mod.	573107		
92500018007	**20286-SW-1**	EPA 5030B/8015C Mod.	573107		
92500018008	**20286-SW-Seep**	EPA 5030B/8015C Mod.	573107		
92500018009	**20286-SW-Conf**	EPA 5030B/8015C Mod.	573107		
92500018010	**20286-SW-DUP**	EPA 5030B/8015C Mod.	573107		
92500018001	**20286-SW-7**	EPA 8260D	572790		
92500018002	**20286-SW-6**	EPA 8260D	572790		
92500018003	**20286-SW-5**	EPA 8260D	572790		
92500018004	**20286-SW-4**	EPA 8260D	572790		
92500018005	**20286-SW-3**	EPA 8260D	572790		
92500018006	**20286-SW-2**	EPA 8260D	572790		
92500018007	**20286-SW-1**	EPA 8260D	572790		
92500018008	**20286-SW-Seep**	EPA 8260D	572928		
92500018009	**20286-SW-Conf**	EPA 8260D	572928		
92500018010	**20286-SW-DUP**	EPA 8260D	572928		
92500018011	**20286-Trip Blank**	EPA 8260D	572928		

This report shall not be reproduced, except in full,
without the written consent of Pace Analytical Services, LLC.

Pace Analytical®

CHAIN-OF-CUSTODY Analytical Request Document

Chain-of-Custody is a LEGAL DOCUMENT - Complete all relevent fields

LAB USE ONLY- Aff

ALL S

WO# : 92500018

92500018

Container Preservat

3 | 3

Lab Project Manager:

** Preservative Types: (1) nitric acid, (2) sulfuric acid, (3) hydrochloric acid, (4) sodium hydroxide, (5) zinc acetate, (6) methanol, (7) sodium bisulfate, (8) sodium thiosulfate, (9) hexane, (A) ascorbic acid, (B) ammonium sulfate, (C) ammonium hydroxide, (D) TSP, (U) Unpreserved, (O) Other _____

Company: Montrose - EPS

Billing Information: 400 Northridge Rd Suite 400 Sandy Springs, GA 30350

Address: See Billing Info

Report To: atestoff@montrose-env.com

Email To: atestoff@montrose-env.com

Copy To: nanelson@montrose-env.com

Site Collection Info/Address:

Customer Project Name/Number: Colonial Northstone/070PP-785322

State: NC County/City: Huntsville Time Zone Collected: [ ] PT [ ] MT [ ] CT [X] ET

Phone: 571-235-7127 Email:

Site/Facility ID #:

Compliance Monitoring? [ ] Yes [ ] No

Collected By (print):

Purchase Order #: Quote #:

DW PWS ID #: DW Location Code:

Collected By (signature):

Turnaround Date Required:

Immediately Packed on Ice: [X] Yes [ ] No

Sample Disposal: [X] Dispose as appropriate [ ] Return [ ] Archive: _____ [ ] Hold: _____

Rush: [ ] Same Day [ ] Next Day [ ] 2 Day [ ] 3 Day [ ] 4 Day [ ] 5 Day (Expedite Charges Apply)

Field Filtered (if applicable): [ ] Yes [ ] No Analysis: _____

* Matrix Codes (Insert in Matrix box below): Drinking Water (DW), Ground Water (GW), Wastewater (WW), Product (P), Soil/Solid (SL), Oil (OL), Wipe (WP), Air (AR), Tissue (TS), Bioassay (B), Vapor (V), Other (OT)

Analyses

Lab Profile/Line:

Lab Sample Receipt Checklist:

Custody Seals Present/Intact Y N NA
Custody Signatures Present Y N NA
Collector Signature Present Y N NA
Bottles Intact Y N NA
Correct Bottles Y N NA
Sufficient Volume Y N NA
Samples Received on Ice Y N NA
VOA - Headspace Acceptable Y N NA
USDA Regulated Soils Y N NA
Samples in Holding Time Y N NA
Residual Chlorine Present Y N NA
Cl Strips: _____
Sample pH Acceptable Y N NA
pH Strips: _____
Sulfide Present Y N NA
Lead Acetate Strips: _____

LAB USE ONLY:
Lab Sample # / Comments:

Customer Sample ID	Matrix *	Comp / Grab	Collected (or Composite Start) Date	Time	Composite End Date	Time	Res Cl	# of Ctns	BTEX 8026	TPH - GRO 8015	Lab Sample # / Comments
											~~92499~~ 92500018
20286-SW-7	SW	G	10/12/20	1145				6	X	X	001
20286-SW-6	SW	G	10/12/20	1210				6	X	X	002
20286-SW-5	SW	G	10/12/20	1235				6	X	X	003
20286-SW-4	SW	G	10/12/20	1300				6	X	X	004
20286-SW-3	SW	G	10/12/20	1410				6	X	X	005
20286-SW-2	SW	G	10/12/20	1425				6	X	X	006
20286-SW-1	SW	G	10/12/20	1445				6	X	X	007
20286-SW-Seep	SW	G	10/12/20	1505				6	X	X	008
20286-SW-Conf	SW	G	10/12/20	1510				6	X	X	009
											010 (Dup) 011 (TB)

Customer Remarks / Special Conditions / Possible Hazards: SW = Surface Water

Type of Ice Used: Wet Blue Dry None

Packing Material Used: B BAG

Radchem sample(s) screened (<500 cpm): Y N NA

SHORT HOLDS PRESENT (<72 hours): Y N N/A

Lab Tracking #: 2560670

Samples received via: FEDEX UPS Client Courier Pace Courier

Lab Sample Temperature Info:
Temp Blank Received: Y N NA
Therm ID#: 92T061
Cooler 1 Temp Upon Receipt: 2.1 oC
Cooler 1 Therm Corr. Factor: 0 oC
Cooler 1 Corrected Temp: 2.1 oC
Comments:

Relinquished by/Company: (Signature)	Date/Time:	Received by/Company: (Signature)	Date/Time:
[signature]	10/16 16:05	Erick Lawrence Pace HUL	10/12/20 1605
Relinquished by/Company: (Signature)	Date/Time:	Received by/Company: (Signature)	Date/Time:
Relinquished by/Company: (Signature)	Date/Time:	Received by/Company: (Signature)	Date/Time:

MTJL LAB USE ONLY
Table #:
Acctnum:
Template:
Prelogin:
PM:
PB:

Trip Blank Received: Y N NA
HCL MeOH TSP Other

Non Conformance(s): YES / NO

Page: _____ of: _____

APPENDIX C

BORING LOGS AND WELL CONSTRUCTION RECORDS

BORING NUMBER MW-01

Apex

CLIENT Colonial Pipeline
PROJECT NAME 2020-L1-2248
PROJECT NUMBER CPC20126
PROJECT LOCATION Huntersville, NC
DATE STARTED 8/24/2020 **COMPLETED** 8/24/2020
GROUND ELEVATION 708.99 ft
DRILLING CONTRACTOR SM&E
TOTAL DEPTH 34 ft
DRILLER T. Whitehead
GROUND WATER LEVELS:
LOGGED BY Kyle Zigler / B. Weiserbs **BOREHOLE DIAMETER** 8.25 in.
DURING DRILLING ---
METHOD Hand Auger / DPT / Hollow Stem Auger 4.25"
AFTER DRILLING 25.32 ft / Elev 683.67 ft

DEPTH (ft)	SAMPLE TYPE NUMBER	ENVIRONMENTAL DATA	GRAPHIC LOG	MATERIAL DESCRIPTION	COMMENTS	WELL DIAGRAM
0					initially identified as SB-37 hand auger to 22 feet bgs	Casing Type: 2
10		PID = 1		10.0 SILTY SAND, SILTY SAND, (SM) pale red brown, dry		699.0
15		PID = 0.8		12.5 SILTY SAND, SILTY SAND, (SM) pale brown, dry		696.5 grout; 2-in. PVC Casing; bentonite plug
20		PID = 0 PID = 0.3				
25		PID = 0.5 PID = 2.9 PID = 2.9		22.0 SILTY SAND, SILTY SAND, (SM) dark gray, moist, no odor, saprolite, slightly micaceous	DPT and HSA drilling - strat logs provided by AECOM	687.0 silica sand #2; 2-in. Sch 40 PVC 0.010 slotted screen
30		PID = 3.1 PID = 0.8 PID = 0.6 PID = 0.5 PID = 0.1		34.0 Bottom of borehole at 34.0 feet.		675.0

CPC_HUNTERSVILLE_BH_MW - GINT STD US LAB.GDT - 20/10/11 19:31 - P:\SHARE\GINT\BENTLEY\GINT\PROJECTS\CPC_HUNTERSVILLE.GPJ

BORING NUMBER MW-02

Apex

CLIENT Colonial Pipeline
PROJECT NAME 2020-L1-2248
PROJECT NUMBER CPC20126
PROJECT LOCATION Huntersville, NC
DATE STARTED 8/25/2020 **COMPLETED** 8/25/2020
GROUND ELEVATION 709.42 ft
DRILLING CONTRACTOR SM&E
TOTAL DEPTH 34 ft
DRILLER T. Whitehead
GROUND WATER LEVELS:
LOGGED BY B. Weiserbs **BOREHOLE DIAMETER** 8.25 in.
DURING DRILLING ---
METHOD DPT / Hollow Stem Auger 4.25"
AFTER DRILLING 26.46 ft / Elev 682.96 ft

DEPTH (ft)	SAMPLE TYPE NUMBER	ENVIRONMENTAL DATA	GRAPHIC LOG	MATERIAL DESCRIPTION	COMMENTS	WELL DIAGRAM
0						Casing Type: 2
	DPT 1	PID = 6.8		1.0 SANDY LEAN CLAY, SANDY CLAY, (CL) dark brown, moist, low plasticity, organics	logs provided by AECOM	708.4
5				SANDY LEAN CLAY, SANDY CLAY, (CL) dark brown, dry, non plastic, saprolite, slightly micaceous		
	DPT 2	PID = 2 PID = 2.3				grout 2-in. PVC Casing
10						
	DPT 3	PID = 2 PID = 7.5			soil sample MW-2 (12.5-15)	
15						bentonite plug
	DPT 4	PID = 7.5 PID = 3.2				
20						
	DPT 5	PID = 5.2 PID = 2.7		23.5	soil sample MW-2 (22.5-25)	685.9
25				SILTY SAND, SILTY SAND, (SM) light gray, fine grained, saprolite, slightly micaceous, diorite structure		silica sand #2
	DPT 6	PID = 2.9 PID = 1.2				2-in. Sch 40 PVC 0.010 slotted screen
30						
	DPT 7	PID = 0.5 PID = 4.1		34.0		675.4
				Bottom of borehole at 34.0 feet.		

CPC_HUNTERSVILLE_BH_MW - GINT STD US LAB.GDT - 20/10/11 19:31 - P:\SHARE\GINT\BENTLEY\GINT\PROJECTS\CPC_HUNTERSVILLE.GPJ

BORING NUMBER MW-03

Apex

CLIENT Colonial Pipeline
PROJECT NAME 2020-L1-2248
PROJECT NUMBER CPC20126
PROJECT LOCATION Huntersville, NC
DATE STARTED 8/25/2020 **COMPLETED** 8/25/2020
GROUND ELEVATION 700.57 ft
DRILLING CONTRACTOR SM&E
TOTAL DEPTH 30 ft
DRILLER T. Whitehead
GROUND WATER LEVELS:
LOGGED BY B. Weiserbs **BOREHOLE DIAMETER** 8.25 in.
DURING DRILLING ---
METHOD DPT / Hollow Stem Auger 4.25"
AFTER DRILLING 26.50 ft / Elev 674.07 ft

DEPTH (ft)	SAMPLE TYPE NUMBER	ENVIRONMENTAL DATA	GRAPHIC LOG	MATERIAL DESCRIPTION	COMMENTS	WELL DIAGRAM
0						Casing Type: 2
	DPT 1	PID = 4.3		1.0 SANDY LEAN CLAY, SANDY CLAY, (CL) dark brown, moist, organics SANDY LEAN CLAY, SANDY CLAY, (CL) red brown, moist, saprolite, trace organics, slightly micaceous	logs provided by AECOM soil sample MW-3 (2.5-5)	699.6
5						
	DPT 2	PID = 6.1 PID = 4.9				grout 2-in. PVC Casing
10						
	DPT 3	PID = 5.5 PID = 3.2		12.5 SILTY SAND, SILTY SAND, (SM) dark gray, wet, saprolite, diorite structure, slightly micaceous		688.1 bentonite plug
15						
	DPT 4	PID = 5.1 PID = 0.6			soil sample MW-3 (15-17.5)	
20						
	DPT 5					2-in. Sch 40 PVC 0.010 slotted screen silica sand #2
25						
	DPT 6					
30				30.0		670.6

Bottom of borehole at 30.0 feet.

CPC_HUNTERSVILLE_BH_MW - GINT STD US LAB.GDT - 20/10/11 19:31 - P:\SHARE\GINT\BENTLEY\GINT\PROJECTS\CPC_HUNTERSVILLE.GPJ

BORING NUMBER MW-04

Apex

CLIENT Colonial Pipeline
PROJECT NAME 2020-L1-2248
PROJECT NUMBER CPC20126
PROJECT LOCATION Huntersville, NC
DATE STARTED 8/28/2020 **COMPLETED** 8/28/2020
GROUND ELEVATION 712.26 ft
DRILLING CONTRACTOR SM&E
TOTAL DEPTH 40 ft
DRILLER T. Whitehead
GROUND WATER LEVELS:
LOGGED BY B. Weiserbs **BOREHOLE DIAMETER** 8.25 in.
▽ **DURING DRILLING** 20.00 ft / Elev 692.26 ft
METHOD DPT / Hollow Stem Auger 4.25"
▼ **AFTER DRILLING** 28.54 ft / Elev 683.72 ft

DEPTH (ft)	SAMPLE TYPE NUMBER	ENVIRONMENTAL DATA	GRAPHIC LOG	MATERIAL DESCRIPTION	COMMENTS	WELL DIAGRAM
0						Casing Type: 2
	DPT 1	PID = 28.2		1.0 SANDY LEAN CLAY, SANDY CLAY, (CL) dark brown, moist, organics	log provided by AECOM	711.3
5				SANDY LEAN CLAY, SANDY CLAY, (CL) light brown, dry, stiff		grout, 2-in. PVC Casing
	DPT 2	PID = 6.1 PID = 6.3			soil sample MW-4 (5-7.5)	bentonite plug
10						
	DPT 3	PID = 3.3 PID = 3.3		14.0		698.3
15				SILTY SAND, SILTY SAND, (SM) gray brown, moist, loose, saprolite	soil sample MW-4 (15-17.5	
	DPT 4	PID = 4.3 PID = 4		18.0		694.3
20				SILTY SAND, SILTY SAND, (SM) light gray, wet, loose, saprolite ▽		
	DPT 5	PID = 2.5 PID = 2				silica sand #2, 2-in. Sch 40 PVC 0.010 slotted screen
25						
	DPT 6	PID = 1.5		▼		
30						
35						
40				40.0		672.3
				Bottom of borehole at 40.0 feet.		

CPC_HUNTERSVILLE_BH_MW - GINT STD US LAB.GDT - 20/10/11 19:32 - P:\SHARE\GINT\BENTLEY\GINT\PROJECTS\CPC_HUNTERSVILLE.GPJ

BORING NUMBER MW-05

Apex

CLIENT Colonial Pipeline
PROJECT NAME 2020-L1-2248
PROJECT NUMBER CPC20126
PROJECT LOCATION Huntersville, NC
DATE STARTED 8/28/2020 **COMPLETED** 8/28/2020
GROUND ELEVATION 704.28 ft
DRILLING CONTRACTOR SM&E
TOTAL DEPTH 39 ft
DRILLER T. Whitehead
GROUND WATER LEVELS:
LOGGED BY B. Weiserbs **BOREHOLE DIAMETER** 8.25 in.
DURING DRILLING ---
METHOD DPT / Hollow Stem Auger 4.25"
AFTER DRILLING 24.02 ft / Elev 680.26 ft

DEPTH (ft)	SAMPLE TYPE NUMBER	ENVIRONMENTAL DATA	GRAPHIC LOG	MATERIAL DESCRIPTION	COMMENTS	WELL DIAGRAM
0						Casing Type: 2
	DPT 1	PID = 3.6		1.0 SANDY LEAN CLAY, SANDY CLAY, (CL) dark brown, moist, organics	logs provided by AECOM	703.3
5				SANDY LEAN CLAY, SANDY CLAY, (CL) red brown, dry, very stiff		grout, 2-in. PVC Casing
	DPT 2	PID = 0 PID = 3.6			soil sample MW-5 (7.5-10)	bentonite plug
10						
	DPT 3	PID = 6.6 PID = 4				
15						
	DPT 4	PID = 2.2 PID = 3.7		17.5 SANDY LEAN CLAY, SANDY CLAY, (CL) light brown, moist, low plasticity, with silt		686.8
20					soil sample MW-5 (20-22.5)	
	DPT 5	PID = 4 PID = 0		22.5 SILTY SAND, SILTY SAND, (SM) brown, moist, medium dense, saprolite		681.8 silica sand #2
25				24.0 SILTY SAND, SILTY SAND, (SM) light gray, moist, medium dense, saprolite		680.3 2-in. Sch 40 PVC 0.010 slotted screen
	DPT 6	PID = 2.9 PID = 4.2				
30						
35				39.0		665.3

Bottom of borehole at 39.0 feet.

CPC_HUNTERSVILLE_BH_MW - GINT STD US LAB.GDT - 20/10/11 19:32 - P:\SHARE\GINT\BENTLEY\GINT\PROJECTS\CPC_HUNTERSVILLE.GPJ

BORING NUMBER MW-06

Apex

CLIENT Colonial Pipeline
PROJECT NAME 2020-L1-2248
PROJECT NUMBER CPC20126
PROJECT LOCATION Huntersville, NC
DATE STARTED 8/29/2020 **COMPLETED** 8/29/2020
GROUND ELEVATION 703.43 ft
DRILLING CONTRACTOR SM&E
TOTAL DEPTH 40 ft
DRILLER T. Whitehead
GROUND WATER LEVELS:
LOGGED BY A. Wreschnig **BOREHOLE DIAMETER** 8.25 in.
DURING DRILLING ---
METHOD DPT / Hollow Stem Auger 4.25"
AFTER DRILLING 24.13 ft / Elev 679.30 ft

DEPTH (ft)	SAMPLE TYPE NUMBER	ENVIRONMENTAL DATA	GRAPHIC LOG	MATERIAL DESCRIPTION	COMMENTS
0					
5	DPT 1	PID = 3.6		SILTY SAND, SILTY SAND, (SM) brown, moist, firm, grading to brown sandy silt with gray mottles	log provided by AECOM; constructed at location of SB-120 soil sample MW-6 (1-2.5)
10	DPT 2	PID = 0 PID = 3.6		6.5 SANDY SILT, SANDY SILT, (ML) gray brown, coarse grained, dry to moist, saprolite, mottled	
15	DPT 3	PID = 6.6 PID = 4		13.0 SILTY SAND, SILTY SAND, (SM) gray brown, coarse grained, dry to moist	soil sample MW-6 (15-17.5)
20	DPT 4	PID = 2.2 PID = 3.7			
25	DPT 5	PID = 4 PID = 0		22.5 SANDY SILT, SANDY SILT, (ML) gray brown, wet, saprolite	
30	DPT 6	PID = 2.9 PID = 4.2			
35					
40				40.0	partially weathered rock

Bottom of borehole at 40.0 feet.

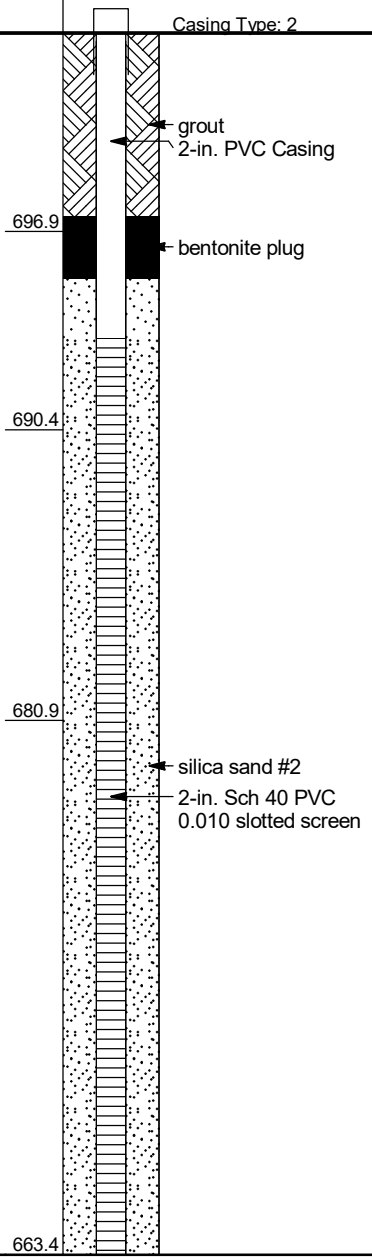

CPC_HUNTERSVILLE_BH_MW - GINT STD US LAB.GDT - 20/10/11 19:32 - P:\SHARE\GINT\BENTLEY\GINT\PROJECTS\CPC_HUNTERSVILLE.GPJ

BORING NUMBER MW-07

Apex

CLIENT Colonial Pipeline
PROJECT NAME 2020-L1-2248
PROJECT NUMBER CPC20126
PROJECT LOCATION Huntersville, NC
DATE STARTED 8/30/2020 **COMPLETED** 8/30/2020
GROUND ELEVATION 709.19 ft
DRILLING CONTRACTOR SM&E
TOTAL DEPTH 35 ft
DRILLER T. Whitehead
GROUND WATER LEVELS:
LOGGED BY B. Weiserbs **BOREHOLE DIAMETER** 8.25 in.
▽ **DURING DRILLING** 20.00 ft / Elev 689.19 ft
METHOD DPT / Hollow Stem Auger 4.25"
▼ **AFTER DRILLING** 28.60 ft / Elev 680.59 ft

DEPTH (ft)	SAMPLE TYPE NUMBER	ENVIRONMENTAL DATA	GRAPHIC LOG	MATERIAL DESCRIPTION	COMMENTS	WELL DIAGRAM
0						Casing Type: 2
5	DPT 1	PID = 3.6		SANDY LEAN CLAY, SANDY CLAY, (CL) red orange, dry, non plastic, organics from 0 to 1 ft	logs provided by AECOM	
10	DPT 2	PID = 0 PID = 3.6		8.5 SILT, CLAYEY SILT, (ML) red brown, dry, soft, non plastic, saprolite	soil sample MW-7 (5-7.5)	700.7 grout 2-in. PVC Casing
15	DPT 3	PID = 6.6 PID = 4				
20	DPT 4	PID = 2.2 PID = 3.7		16.0 SILTY SAND, (SM) light gray, moist, saprolite ▽	soil sample MW-7 (15-17.5)	693.2 bentonite plug
25	DPT 5	PID = 4 PID = 0				
30	DPT 6	PID = 2.9 PID = 4.2		▼		silica sand #2 2-in. Sch 40 PVC 0.010 slotted screen
35				35.0 Bottom of borehole at 35.0 feet.		674.2

BORING NUMBER MW-08

Apex

CLIENT Colonial Pipeline
PROJECT NAME 2020-L1-2248
PROJECT NUMBER CPC20126
PROJECT LOCATION Huntersville, NC
DATE STARTED 8/28/2020 **COMPLETED** 8/28/2020
GROUND ELEVATION 721.82 ft
DRILLING CONTRACTOR Walker-Hill Environmental
TOTAL DEPTH 45 ft
DRILLER Frank Harrington
GROUND WATER LEVELS:
LOGGED BY Gavin Kitchens **BOREHOLE DIAMETER** 8 in.
DURING DRILLING ---
METHOD Sonic
AFTER DRILLING ---

DEPTH (ft)	SAMPLE TYPE NUMBER	ENVIRONMENTAL DATA	GRAPHIC LOG	MATERIAL DESCRIPTION	COMMENTS
0	SC 1	PID = 5.3 PID = 4.6 PID = 5.4 PID = 5.5		LEAN CLAY, SILTY CLAY, (CL-ML) red 2.5YR 4/6, moist, low plasticity, little fine sand, no odor, micaceous, increasing sand content with depth	drilled along ER Line 6 at 188 m well originally labeled RW-07 and subsequently modified to MW-08
10	SC 2	PID = 6.8 PID = 5.7 PID = 5.4 PID = 5.7		12.5 SILTY SAND, SILTY SAND, (SM) brown 10YR 4/3, very fine to fine grained, dry, non plastic, trace medium to coarse sand, no odor, saprolite, micaceous, phaneritic	
20	SC 3	PID = 15.1 PID = 6.4 PID = 7.7 PID = 5.5		22.5 SILT WITH SAND, SILT, (ML) brown 10YR 4/3, dry, non plastic, with fine sand, no odor, saprolite, micaceous, phaneritic - decreasing crystal size	
30	SC 4	PID = 4.5 PID = 9 PID = 6.2		30.0 SILT WITH SAND, SILT, (ML) olive brown 2.5Y 4/3, dry, non plastic, with fine sand, trace medium to coarse sand, no odor, saprolite, micaceous, phaneritic - decreasing crystal size	32.5-35 feet bgs, soil sample RW-07(32.5-35), MADEP-VPH, VOC 8260 hard drilling
40	SC 5	PID = 6.5 PID = 4.7 PID = 5.2		37.0 POORLY GRADED SAND WITH SILT, SAND, (SP-SM) olive brown 2.5Y 4/3, very fine to fine grained, moist, non plastic, with silt, some medium to coarse sand, no odor, saprolite, micaceous, phaneritic - small crystal size 44.0	

Bottom of borehole at 45.0 feet.

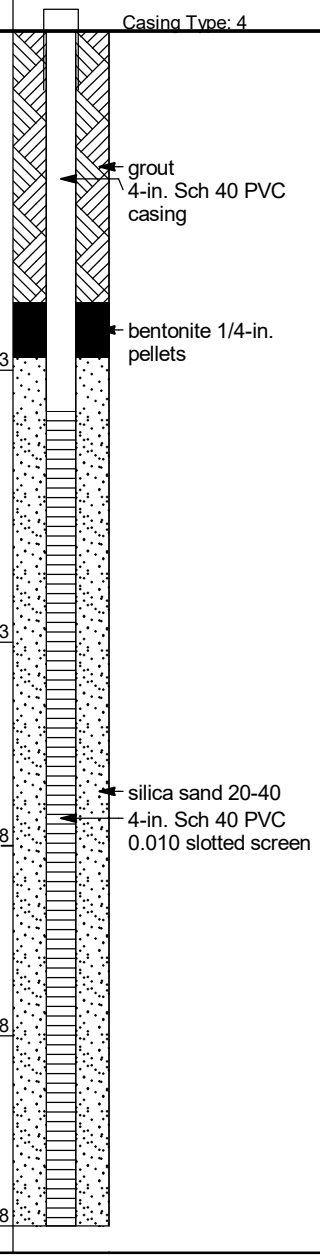

CPC_HUNTERSVILLE_BH_MW - GINT STD US LAB.GDT - 20/10/11 19:32 - P:\SHARE\GINT\BENTLEY\GINT\PROJECTS\CPC_HUNTERSVILLE.GPJ

BORING NUMBER MW-09

Apex

CLIENT Colonial Pipeline
PROJECT NAME 2020-L1-2248
PROJECT NUMBER CPC20126
PROJECT LOCATION Huntersville, NC
DATE STARTED 8/31/2020 **COMPLETED** 8/31/2020
GROUND ELEVATION 714.19 ft
DRILLING CONTRACTOR SM&E
TOTAL DEPTH 34 ft
DRILLER T. Whitehead
GROUND WATER LEVELS:
LOGGED BY B. Weiserbs **BOREHOLE DIAMETER** 8.25 in.
▽ **DURING DRILLING** 29.50 ft / Elev 684.69 ft
METHOD DPT / Hollow Stem Auger 4.25"
▼ **AFTER DRILLING** 25.86 ft / Elev 688.33 ft

DEPTH (ft)	SAMPLE TYPE NUMBER	ENVIRONMENTAL DATA	GRAPHIC LOG	MATERIAL DESCRIPTION	COMMENTS	WELL DIAGRAM
0						Casing Type: 2
	DPT 1	PID = 21.7		SANDY LEAN CLAY, SANDY CLAY, (CL) red brown, dry, non plastic, trace organics, slightly micaceous	log provided by AECOM	
				4.0		710.2
5				CLAYEY SAND, CLAYEY SAND, (SC) red brown, moist, non plastic, slightly micaceous		
	DPT 2	PID = 3.4 PID = 4.4			soil sample MW-9 (7.5-10)	grout 2-in. PVC Casing
10						
	DPT 3	PID = 6.6 PID = 5.5		12.0		702.2
15				CLAYEY SAND, CLAYEY SAND, (SC) light gray, moist, non plastic, saprolite, slightly micaceous, diorite structure		bentonite plug
	DPT 4	PID = 6.1 PID = 6.7				
20						
	DPT 5	PID = 6.4 PID = 22			soil sample MW-9 (20-22.5)	
25						silica sand #2 2-in. Sch 40 PVC 0.010 slotted screen
	DPT 6			▽		
30				29.5 ▽		684.7
	DPT 7			SILTY SAND, SILTY SAND, (SM) light brown, wet, slightly micaceous		
				34.0		680.2
				Bottom of borehole at 34.0 feet.		

CPC_HUNTERSVILLE_BH_MW - GINT STD US LAB.GDT - 20/10/11 19:32 - P:\SHARE\GINT\BENTLEY\GINT\PROJECTS\CPC_HUNTERSVILLE.GPJ

BORING NUMBER MW-10

Apex

CLIENT Colonial Pipeline
PROJECT NAME 2020-L1-2248
PROJECT NUMBER CPC20126
PROJECT LOCATION Huntersville, NC
DATE STARTED 8/31/2020 **COMPLETED** 8/31/2020
GROUND ELEVATION 719.99 ft
DRILLING CONTRACTOR SM&E
TOTAL DEPTH 25 ft
DRILLER T. Whitehead
GROUND WATER LEVELS:
LOGGED BY B. Weiserbs **BOREHOLE DIAMETER** 8.25 in.
DURING DRILLING ---
METHOD DPT / Hollow Stem Auger 4.25"
AFTER DRILLING ---

DEPTH (ft)	SAMPLE TYPE NUMBER	ENVIRONMENTAL DATA	GRAPHIC LOG	MATERIAL DESCRIPTION	COMMENTS
0				Topsoil, organics	log provided by AECOM
	DPT 1	PID = 8		2.0 SANDY LEAN CLAY, SANDY CLAY, (CL) red brown, dry, low plasticity	
5				4.5 SILT, CLAYEY SILT, (ML) red brown, moist, low plasticity, slightly micaceous	
	DPT 2	PID = 1.9 PID = 4.9			soil sample MW-10 (7.5-10)
10					
	DPT 3	PID = 9.4 PID = 8.1		11.0 SILT, CLAYEY SILT, (ML) light brown, moist, low plasticity, slightly micaceous	
15				15.0	
	DPT 4	PID = 6.2 PID = 7.1		SILT, CLAYEY SILT, (ML) light gray, moist, low plasticity, saprolite, slightly micaceous, diorite structure	
20				20.0	
	DPT 5	PID = 6.3 PID = 6.7		Light gray, fine to medium grained, dark gray, light gray, and brown laminations DIORITE, highly weathered, [Quartz Diorite]	soil sample MW-10 (22.5-25)
25				25.0	
	PID = 5			Bottom of borehole at 25.0 feet.	

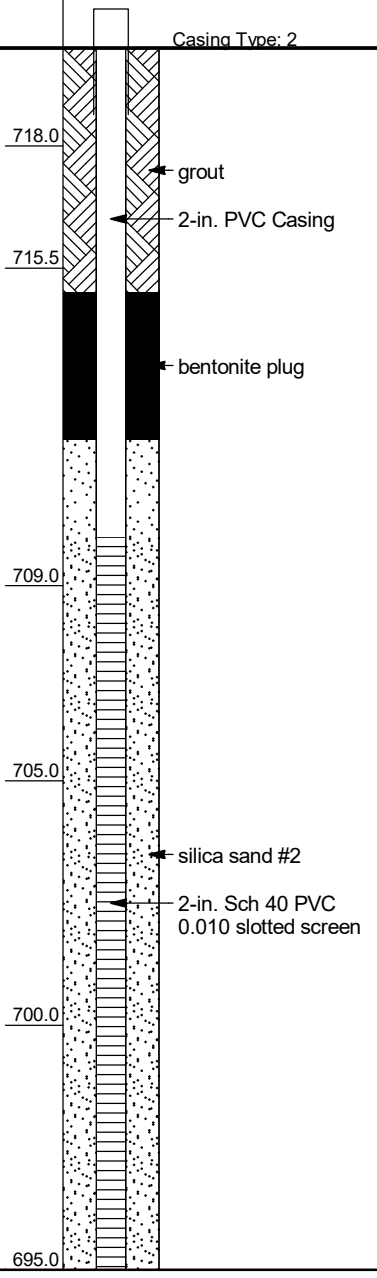

CPC_HUNTERSVILLE_BH_MW - GINT STD US LAB.GDT - 20/10/11 19:32 - P:\SHARE\GINT\BENTLEY\GINT\PROJECTS\CPC_HUNTERSVILLE.GPJ

BORING NUMBER MW-11

Apex

CLIENT Colonial Pipeline
PROJECT NAME 2020-L1-2248
PROJECT NUMBER CPC20126
PROJECT LOCATION Huntersville, NC
DATE STARTED 8/31/2020 **COMPLETED** 9/1/2020
GROUND ELEVATION 736.42 ft
DRILLING CONTRACTOR Walker-Hill Environmental
TOTAL DEPTH 50 ft
DRILLER Frank Harrington
GROUND WATER LEVELS:
LOGGED BY Bill Jones **BOREHOLE DIAMETER** 8 in.
DURING DRILLING ---
METHOD Sonic
AFTER DRILLING 41.90 ft / Elev 694.52 ft

DEPTH (ft)	SAMPLE TYPE NUMBER	ENVIRONMENTAL DATA	GRAPHIC LOG	MATERIAL DESCRIPTION	COMMENTS
0	SC 1	PID = 1.6 PID = 1.3		LEAN CLAY, SILTY CLAY, (CL-ML) red brown, moist, saprolite	initially identified as RW-11
7.5		PID = 1.6		SILTY SAND, SILTY SAND, (SM) brown, very fine to fine grained, dry, with clay, saprolite	
10	SC 2	PID = 1.9 PID = 1.8 PID = 2			
17.5		PID = 2.1		POORLY GRADED SAND, SAND, (SP) pale brown, very fine to fine grained, dry, saprolite	
20.0	SC 3	PID = 2 PID = 2.5 PID = 3.1 PID = 2.1		SILTY SAND, SILTY SAND, (SM) pale brown, very fine to fine grained, dry, saprolite	
30.0	SC 4	PID = 1.9 PID = 2.3		LEAN CLAY, SILTY CLAY, (CL-ML) gray brown, dry, saprolite	
35.0		PID = 1.8 PID = 2.7		SILTY SAND, SILTY SAND, (SM) pale gray, very fine to fine grained, dry, saprolite	soil sample MW-11 (37.5-40)
40	SC 5	PID = 2.8 PID = 2.9 PID = 3.2 PID = 3.9		SILTY SAND, SILTY SAND, (SM) dark brown gray, very fine to fine grained, dry, with clay, saprolite	
50.0				Bottom of borehole at 50.0 feet.	

WELL DIAGRAM

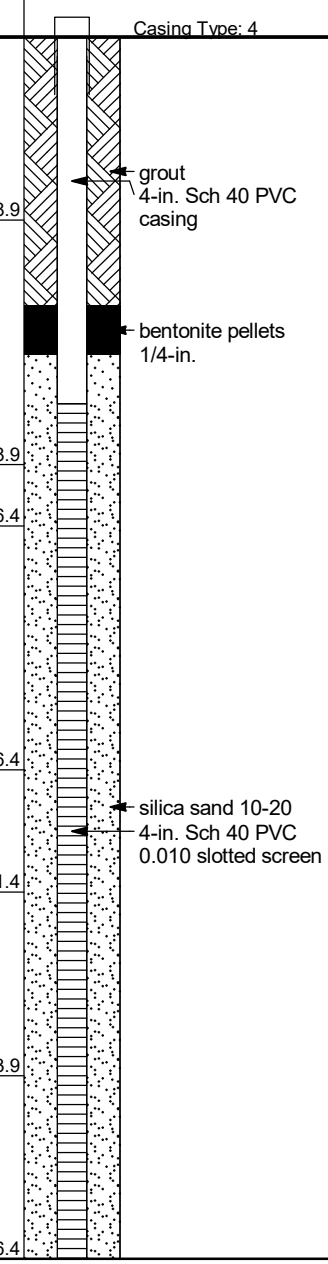

CPC_HUNTERSVILLE_BH_MW - GINT STD US LAB.GDT - 20/10/11 19:33 - P:\SHARE\GINT\BENTLEY\GINT\PROJECTS\CPC_HUNTERSVILLE.GPJ

BORING NUMBER MW-12

Apex

CLIENT Colonial Pipeline
PROJECT NAME 2020-L1-2248
PROJECT NUMBER CPC20126
PROJECT LOCATION Huntersville, NC
DATE STARTED _____ **COMPLETED** _____
GROUND ELEVATION 715.33 ft
DRILLING CONTRACTOR _____
TOTAL DEPTH 25 ft
DRILLER _____
GROUND WATER LEVELS:
LOGGED BY _____ **BOREHOLE DIAMETER** in.
DURING DRILLING ---
METHOD _____
AFTER DRILLING ---

DEPTH (ft)	SAMPLE TYPE NUMBER	ENVIRONMENTAL DATA	GRAPHIC LOG	MATERIAL DESCRIPTION	COMMENTS	WELL DIAGRAM
0						
5						
10						
15						
20						
25						

CPC_HUNTERSVILLE_BH_MW - GINT STD US LAB.GDT - 20/10/11 19:33 - P:\SHARE\GINT\BENTLEY\GINT\PROJECTS\CPC_HUNTERSVILLE.GPJ

BORING NUMBER MW-13

Apex

CLIENT Colonial Pipeline
PROJECT NAME 2020-L1-2248
PROJECT NUMBER CPC20126
PROJECT LOCATION Huntersville, NC
DATE STARTED 9/1/2020 **COMPLETED** 9/1/2020
GROUND ELEVATION 733.03 ft
DRILLING CONTRACTOR Walker-Hill Environmental
TOTAL DEPTH 60 ft
DRILLER Frank Harrington
GROUND WATER LEVELS:
LOGGED BY Bill Jones **BOREHOLE DIAMETER** 8 in.
DURING DRILLING ---
METHOD Sonic
AFTER DRILLING ---

DEPTH (ft)	SAMPLE TYPE NUMBER	ENVIRONMENTAL DATA	GRAPHIC LOG	MATERIAL DESCRIPTION	COMMENTS	WELL DIAGRAM
0						Casing Type: 4
	SC 1			LEAN CLAY, SILTY CLAY, (CL-ML) red, medium plasticity	initially identified as B-02	grout; 4-in. Sch 40 PVC casing
10				10.0		723.0
	SC 2			LEAN CLAY, SILTY CLAY, (CL-ML) red, low plasticity		bentonite pellets 1/4-in.
				15.0		718.0
20				LEAN CLAY, SILTY CLAY, (CL-ML) gray brown, low plasticity		
	SC 3			22.5		710.5
30				SILT, CLAYEY SILT, (CL-ML) dark gray, saprolite	soil sample MW-13 (25-27.5)	
	SC 4			37.5		695.5
40				LEAN CLAY WITH SAND, SANDY CLAY, (CL) dark gray, saprolite		silica sand 10-20; 4-in. Sch 40 PVC 0.010 slotted screen
	SC 5					
50						
60				60.0		673.0
				Bottom of borehole at 60.0 feet.		

BORING NUMBER MW-14

Apex

CLIENT Colonial Pipeline
PROJECT NAME 2020-L1-2248
PROJECT NUMBER CPC20126
PROJECT LOCATION Huntersville, NC
DATE STARTED 9/1/2020 **COMPLETED** 9/2/2020
GROUND ELEVATION 721.96 ft
DRILLING CONTRACTOR Cascade
TOTAL DEPTH 41 ft
DRILLER Jimmy Hall
GROUND WATER LEVELS:
LOGGED BY Kyle Zigler **BOREHOLE DIAMETER** 8 in.
DURING DRILLING ---
METHOD Sonic
AFTER DRILLING ---

DEPTH (ft)	SAMPLE TYPE NUMBER	ENVIRONMENTAL DATA	GRAPHIC LOG	MATERIAL DESCRIPTION	COMMENTS	WELL DIAGRAM
0	SC 1	PID = 3		LEAN CLAY, SILTY CLAY, (CL-ML) red brown	initially identified as B-01 drilled along ER line 15 at 84 m and offset 20 feet	Casing Type: 4
5		PID = 3.2				grout; 4-in. Sch 40 PVC casing
		PID = 2		7.5		714.5
10	SC 2	PID = 3.4		LEAN CLAY, SILTY CLAY, (CL-ML) brown, minerals visible		bentonite pellets 1/4-in.
		PID = 1.8		12.5		709.5
15		PID = 3.1		LEAN CLAY, SILTY CLAY, (CL-ML) dark gray, saprolite, minerals visible		
		PID = 3				
20	SC 3	PID = 4.7				
		PID = 2.7				
25		PID = 4.2				silica sand 10-20; 4-in. Sch 40 PVC 0.010 slotted screen
		PID = 3.4			soil sample B-01_MW-14 (25-27.5)	
30	SC 4	PID = 4.2		30.0		692.0
				SILTY SAND, SILTY SAND, (SM) gray, very fine to fine grained, saprolite, minerals visible		
				32.5		689.5
35				SILT WITH SAND, SANDY SILT, (ML) pale brown, saprolite, minerals visible	4-in. sonic barrel sheared off at 35 ft bgs on 9/1/2020, removed on 9/2/2020	
					find disposition of well	
40				40.0		682.0
				41.0 DIORITE, highly weathered, [Quartz Diorite]		681.0
				Bottom of borehole at 41.0 feet.		

CPC_HUNTERSVILLE_BH_MW - GINT STD US LAB.GDT - 20/10/11 19:33 - P:\SHARE\GINT\BENTLEY\GINT\PROJECTS\CPC_HUNTERSVILLE.GPJ

BORING NUMBER MW-15

Apex

CLIENT Colonial Pipeline
PROJECT NAME 2020-L1-2248
PROJECT NUMBER CPC20126
PROJECT LOCATION Huntersville, NC
DATE STARTED 9/2/2020 **COMPLETED** 9/2/2020
GROUND ELEVATION 722.69 ft
DRILLING CONTRACTOR SM&E
TOTAL DEPTH 39 ft
DRILLER T. Whitehead / S. Gowan
GROUND WATER LEVELS:
LOGGED BY B. Weiserbs / S. McGuire **BOREHOLE DIAMETER** 8.25 in.
DURING DRILLING ---
METHOD DPT / Hollow Stem Auger 4.25"
AFTER DRILLING 31.78 ft / Elev 690.91 ft

DEPTH (ft)	SAMPLE TYPE NUMBER	ENVIRONMENTAL DATA	GRAPHIC LOG	MATERIAL DESCRIPTION	COMMENTS	WELL DIAGRAM
0						Casing Type: 2
5	DPT 1	PID = 29.2 PID = 2.8		(CL)	log provided by AECOM initially identified as BH-1	grout
				5.0		717.7
10	DPT 2	PID = 6.4 PID = 4.4		(ML)	soil sample MW-15 (5-7.5)	
15	DPT 3	PID = 5.3 PID = 3		14.0		2-in. PVC Casing bentonite plug 708.7
20	DPT 4	PID = 3.6 PID = 3.5		(ML)		
25	DPT 5	PID = 2.4 PID = 2				
30	DPT 6	PID = 2.5 PID = 2.4			soil sample MW-15 (27.5-29) DPT refusal at 29 feet bgs	silica sand #2 2-in. Sch 40 PVC 0.010 slotted screen
35				39.0		683.7
				Bottom of borehole at 39.0 feet.		

CPC_HUNTERSVILLE_BH_MW - GINT STD US LAB.GDT - 20/10/11 19:33 - P:\SHARE\GINT\BENTLEY\GINT\PROJECTS\CPC_HUNTERSVILLE.GPJ

BORING NUMBER MW-16

Apex

CLIENT Colonial Pipeline
PROJECT NAME 2020-L1-2248
PROJECT NUMBER CPC20126
PROJECT LOCATION Huntersville, NC
DATE STARTED 9/2/2020 **COMPLETED** 9/2/2020
GROUND ELEVATION 722.32 ft
DRILLING CONTRACTOR Cascade
TOTAL DEPTH 46 ft
DRILLER Jimmy Hall
GROUND WATER LEVELS:
LOGGED BY Kyle Zigler **BOREHOLE DIAMETER** in.
DURING DRILLING ---
METHOD Sonic
AFTER DRILLING ---

DEPTH (ft)	SAMPLE TYPE NUMBER	ENVIRONMENTAL DATA	GRAPHIC LOG	MATERIAL DESCRIPTION	COMMENTS	WELL DIAGRAM
0	SC 1	PID = 0.4 PID = 0.6 PID = 0.6		LEAN CLAY, SILTY CLAY, (CL-ML) red brown, saprolite	initially identified as B-04 drilled along ER Line 4 at 96 m	Casing Type: 4 grout 4-in. Sch 40 PVC casing
7.5						714.8
10	SC 2	PID = 0.7 PID = 0.7 PID = 0.6		SILTY SAND, SILTY SAND, (SM) red brown, saprolite		bentonite pellets 1/4-in.
15.0						707.3
20	SC 3	PID = 0.5 PID = 0.4 PID = 0.5 PID = 0.4 PID = 0.5		SILT, CLAYEY SILT, (ML) gray, saprolite	soil sample B-04_MW-16 (25-27.5)	
27.5						694.8
30	SC 4	PID = 0.5 PID = 0.2 PID = 0.1		SILT, CLAYEY SILT, (ML) dark gray, saprolite		silica sand 10-20 4-in. Sch 40 PVC 0.010 slotted screen
35.0						687.3
37.5		PID = 0.4		SILTY SAND, SILTY SAND, (SM) pale gray, trace clay, saprolite		684.8
40	SC 5	PID = 0.7 PID = 0.2 PID = 0.2 PID = 0.5		SILTY SAND, SILTY SAND, (SM) dark gray, saprolite, micaceous		
45.0						677.3
46.0				SILTY SAND, SILTY SAND, (SM) gray, very hard, saprolite		676.3
				Bottom of borehole at 46.0 feet.		

CPC_HUNTERSVILLE_BH_MW - GINT STD US LAB.GDT - 20/10/11 19:33 - P:\SHARE\GINT\BENTLEY\GINT\PROJECTS\CPC_HUNTERSVILLE.GPJ

BORING NUMBER MW-17

Apex

CLIENT Colonial Pipeline
PROJECT NAME 2020-L1-2248
PROJECT NUMBER CPC20126
PROJECT LOCATION Huntersville, NC
DATE STARTED 9/2/2020 **COMPLETED** 9/2/2020
GROUND ELEVATION 724.23 ft
DRILLING CONTRACTOR Walker-Hill Environmental
TOTAL DEPTH 50 ft
DRILLER Frank Harrington
GROUND WATER LEVELS:
LOGGED BY Bill Jones **BOREHOLE DIAMETER** 8 in.
DURING DRILLING ---
METHOD Sonic
AFTER DRILLING ---

DEPTH (ft)	SAMPLE TYPE NUMBER	ENVIRONMENTAL DATA	GRAPHIC LOG	MATERIAL DESCRIPTION	COMMENTS	WELL DIAGRAM
0						Casing Type: 4
	SC 1	PID = 16.6 PID = 16.1 PID = 0.6		LEAN CLAY, SILTY CLAY, (CL) red, moist, medium plasticity	initially identified as P-122 and BO-5	grout 4-in. Sch 40 PVC casing
10		PID = 0.6		7.5 LEAN CLAY, SILTY CLAY, (CL) brown, moist, medium plasticity		716.7 bentonite pellets 1/4-in.
	SC 2	PID = 1 PID = 7.8 PID = 8.4		15.0 SANDY LEAN CLAY, SANDY CLAY, (CL) tan, saprolite 17.5 SANDY LEAN CLAY, SANDY CLAY, (CL) gray, saprolite		709.2 706.7
20		PID = 7.4		20.0 SANDY LEAN CLAY, SANDY CLAY, (CL) tan, saprolite		704.2
	SC 3	PID = 2.3 PID = 2.1 PID = 0.7 PID = 0.6		22.5 SANDY LEAN CLAY, SANDY CLAY, (CL) gray, saprolite	soil sample MW-17 (27.5-30)	701.7 silica sand 10-20 4-in. Sch 40 PVC 0.010 slotted screen
30						
	SC 4	PID = 2.8 PID = 1 PID = 0.8 PID = 1.1				
40						
	SC 5	PID = 1.5 PID = 1.7 PID = 0.9 PID = 0.9		50.0		674.2
50				Bottom of borehole at 50.0 feet.		

CPC_HUNTERSVILLE_BH_MW - GINT STD US LAB.GDT - 20/10/11 19:33 - P:\SHARE\GINT\BENTLEY\GINT\PROJECTS\CPC_HUNTERSVILLE.GPJ

BORING NUMBER MW-18

Apex

CLIENT Colonial Pipeline
PROJECT NAME 2020-L1-2248
PROJECT NUMBER CPC20126
PROJECT LOCATION Huntersville, NC
DATE STARTED 9/2/2020 **COMPLETED** 9/2/2020
GROUND ELEVATION 726.72 ft
DRILLING CONTRACTOR SM&E
TOTAL DEPTH 45 ft
DRILLER T. Whitehead / S. Gowan
GROUND WATER LEVELS:
LOGGED BY B. Weiserbs / S. McGuire **BOREHOLE DIAMETER** 8.25 in.
▽ **DURING DRILLING** 30.00 ft / Elev 696.72 ft
METHOD DPT / Hollow Stem Auger 4.25"
▼ **AFTER DRILLING** 36.75 ft / Elev 689.97 ft

DEPTH (ft)	SAMPLE TYPE NUMBER	ENVIRONMENTAL DATA	GRAPHIC LOG	MATERIAL DESCRIPTION	COMMENTS
0	DPT 1	PID = 34.4		LEAN CLAY, SILTY CLAY, (CL) red brown, dry, stiff, non plastic	log provided by AECOM initially identified as BH-3
		PID = 5.2			
	DPT 2	PID = 5.5		6.0 SILT, CLAYEY SILT, (ML) red brown, dry, soft, non plastic, some mica	
10		PID = 6			
	DPT 3	PID = 7.7			soil sample BH-03 (10-12.5)
		PID = 7.6		15.0	
	DPT 4	PID = 6.3		SILTY SAND, SILTY SAND, (SM) gray, fine grained, moist, loose, non plastic, saprolite, some mica	
20		PID = 6.8			
	DPT 5	PID = 5.3			
	DPT 6	PID = 2.9			
30		PID = 3.9		▽	
	DPT 7	PID = 4.3			soil sample (32.5-35)
		PID = 3.3			
	DPT 8	PID = 3.8		▼	DPT refusal at 39 feet bgs
40				45.0 Bottom of borehole at 45.0 feet.	

WELL DIAGRAM

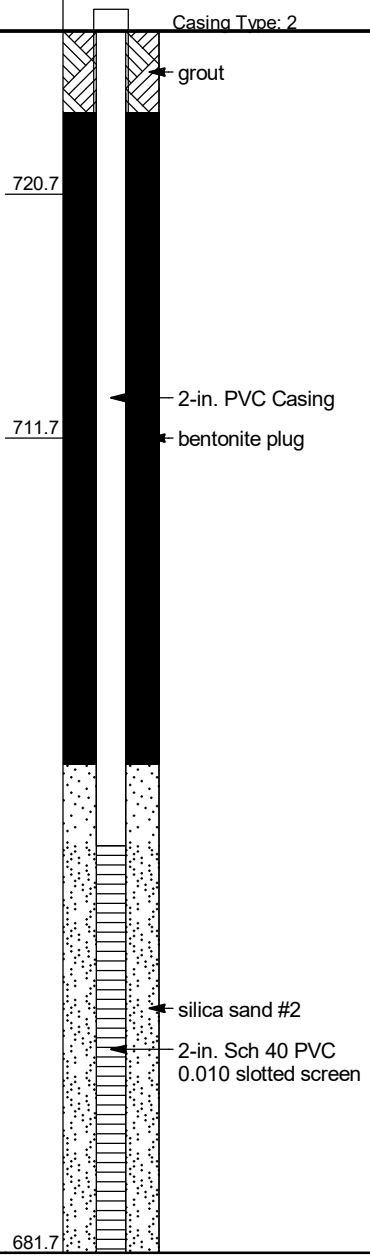

CPC_HUNTERSVILLE_BH_MW - GINT STD US LAB.GDT - 20/10/11 19:34 - P:\SHARE\GINT\BENTLEY\GINT\PROJECTS\CPC_HUNTERSVILLE.GPJ

BORING NUMBER MW-19

Apex

CLIENT Colonial Pipeline
PROJECT NAME 2020-L1-2248
PROJECT NUMBER CPC20126
PROJECT LOCATION Huntersville, NC
DATE STARTED 9/2/2020 **COMPLETED** 9/3/2020
GROUND ELEVATION 723.43 ft
DRILLING CONTRACTOR Walker-Hill Environmental
TOTAL DEPTH 35 ft
DRILLER Frank Harrington
GROUND WATER LEVELS:
LOGGED BY Bill Jones **BOREHOLE DIAMETER** 8 in.
DURING DRILLING ---
METHOD Sonic
AFTER DRILLING ---

DEPTH (ft)	SAMPLE TYPE NUMBER	ENVIRONMENTAL DATA	GRAPHIC LOG	MATERIAL DESCRIPTION	COMMENTS	WELL DIAGRAM
0						Casing Type: 4
		PID = 0.4		LEAN CLAY, SILTY CLAY, (CL-ML) red, medium plasticity	initially identified as BO-6	
		PID = 0.8				grout
5	SC 1					4-in. Sch 40 PVC casing
		PID = 0.5				bentonite pellets 1/4-in.
		PID = 0.7				
10				10.0		713.4
		PID = 0.9		LEAN CLAY, SILTY CLAY, (CL-ML) red, low plasticity		
		PID = 0.8				
15	SC 2					
		PID = 0.8				
		PID = 0.7				
20				20.0		703.4
		PID = 1.1		SANDY LEAN CLAY, SANDY CLAY, (CL) gray, low plasticity, saprolite		silica sand 10-20
		PID = 0.9				4-in. Sch 40 PVC 0.010 slotted screen
25	SC 3					
		PID = 0.9			soil sample MW-19 (25-27.5)	
		PID = 0.9				
30						
		PID = 1.8				
	SC 4					
		PID = 1.5				
35				35.0		688.4
				Bottom of borehole at 35.0 feet.		

CPC_HUNTERSVILLE_BH_MW - GINT STD US LAB.GDT - 20/10/11 19:34 - P:\SHARE\GINT\BENTLEY\GINT\PROJECTS\CPC_HUNTERSVILLE.GPJ

BORING NUMBER MW-20

Apex

CLIENT Colonial Pipeline
PROJECT NAME 2020-L1-2248
PROJECT NUMBER CPC20126
PROJECT LOCATION Huntersville, NC
DATE STARTED 9/2/2020 **COMPLETED** 9/3/2020
GROUND ELEVATION 727.62 ft
DRILLING CONTRACTOR SM&E
TOTAL DEPTH 48 ft
DRILLER T. Whitehead / S. Gowan
GROUND WATER LEVELS:
LOGGED BY B. Weiserbs / S. McGuire **BOREHOLE DIAMETER** 8.25 in.
DURING DRILLING ---
METHOD DPT / Hollow Stem Auger 4.25"
AFTER DRILLING 40.18 ft / Elev 687.44 ft

DEPTH (ft)	SAMPLE TYPE NUMBER	ENVIRONMENTAL DATA	GRAPHIC LOG	MATERIAL DESCRIPTION	COMMENTS	WELL DIAGRAM
0	DPT 1	PID = 9.1		LEAN CLAY, SILTY CLAY, (CL) red brown, dry, stiff, non plastic, trace mica	log provided by AECOM initially identified as BH-4	Casing Type: 2 grout
	DPT 2	PID = 0.8 PID = 0.5 PID = 0.6		9.0		718.6
10	DPT 3	PID = 1.3		SILT, CLAYEY SILT, (ML) red brown, dry, soft, non plastic, some mica	soil sample BH-04 (10-12.5)	
		PID = 0.8		13.5		714.1
	DPT 4	PID = 0.5 PID = 0.7		SILTY SAND, SILTY SAND, (SM) light gray, fine grained, moist, loose 20.0		2-in. PVC Casing bentonite plug 707.6
20	DPT 5	PID = 0.3		SILT, CLAYEY SILT, (ML) light gray, moist, soft, non plastic, some mica		
	DPT 6	PID = 0.5 PID = 0.2			soil sample BH-04 (27.5-29) DPT refusal at 29 feet bgs	
30						
40						silica sand #2 2-in. Sch 40 PVC 0.010 slotted screen
				48.0		679.6
				Bottom of borehole at 48.0 feet.		

CPC_HUNTERSVILLE_BH_MW - GINT STD US LAB.GDT - 20/10/11 19:34 - P:\SHARE\GINT\BENTLEY\GINT\PROJECTS\CPC_HUNTERSVILLE.GPJ

BORING NUMBER MW-21

Apex

CLIENT Colonial Pipeline
PROJECT NAME 2020-L1-2248
PROJECT NUMBER CPC20126
PROJECT LOCATION Huntersville, NC
DATE STARTED 9/3/2020 **COMPLETED** 9/3/2020
GROUND ELEVATION 721.89 ft
DRILLING CONTRACTOR Walker-Hill Environmental
TOTAL DEPTH 50 ft
DRILLER Frank Harrington
GROUND WATER LEVELS:
LOGGED BY Bill Jones **BOREHOLE DIAMETER** 8 in.
DURING DRILLING ---
METHOD Sonic
AFTER DRILLING ---

DEPTH (ft)	SAMPLE TYPE NUMBER	ENVIRONMENTAL DATA	GRAPHIC LOG	MATERIAL DESCRIPTION	COMMENTS	WELL DIAGRAM
0	SC 1	PID = 0.7 PID = 0.5 PID = 0.5 PID = 0.4		LEAN CLAY, SILTY CLAY, (CL-ML) red	initially identified as BO-7 drilled along ER Line 7 at 56 m	Casing Type: 4 grout 4-in. Sch 40 PVC casing
10	SC 2	PID = 0.6 PID = 0.6 PID = 0.6 PID = 0.7		12.5 SANDY LEAN CLAY, SANDY CLAY, (CL) brown, saprolite		709.4 bentonite pellets 1/4-in.
20	SC 3	PID = 0.7 PID = 0.6 PID = 0.7 PID = 0.6				
30	SC 4	PID = 0.7 PID = 0.3 PID = 0.4 PID = 0.5				silica sand 10-20 4-in. Sch 40 PVC 0.010 slotted screen
40	SC 5	PID = 0.8 PID = 0.6 PID = 0.6 PID = 0.5				
50				50.0 Bottom of borehole at 50.0 feet.		671.9

CPC_HUNTERSVILLE_BH_MW - GINT STD US LAB.GDT - 20/10/11 19:34 - P:\SHARE\GINT\BENTLEY\GINT\PROJECTS\CPC_HUNTERSVILLE.GPJ

BORING NUMBER MW-22

Apex

CLIENT Colonial Pipeline
PROJECT NAME 2020-L1-2248
PROJECT NUMBER CPC20126
PROJECT LOCATION Huntersville, NC
DATE STARTED 9/2/2020 **COMPLETED** 9/3/2020
GROUND ELEVATION 718.85 ft
DRILLING CONTRACTOR SM&E
TOTAL DEPTH 34 ft
DRILLER T. Whitehead / S. Gowan
GROUND WATER LEVELS:
LOGGED BY B. Weiserbs / S. McGuire **BOREHOLE DIAMETER** 8.25 in.
▽ **DURING DRILLING** 28.00 ft / Elev 690.85 ft
METHOD DPT / Hollow Stem Auger 4.25"
▼ **AFTER DRILLING** 31.83 ft / Elev 687.02 ft

DEPTH (ft)	SAMPLE TYPE NUMBER	ENVIRONMENTAL DATA	GRAPHIC LOG	MATERIAL DESCRIPTION	COMMENTS
0	DPT 1	PID = 72.1		LEAN CLAY, SILTY CLAY, (CL) red brown, dry, stiff, non plastic, trace mica	log provided by AECOM initially identified as BH-5
5		PID = 13.8			
	DPT 2	PID = 14.2		6.0 SILT, CLAYEY SILT, (ML) red brown, dry, soft, non plastic, trace sand, trace mica	soil sample BH-05 (5.75-7.5)
10		PID = 6.1		10.0	
	DPT 3	PID = 11.9		SANDY ELASTIC SILT, SANDY SILT, (ML) light brown, dry, some mica	
15		PID = 4.5		14.0	
	DPT 4	PID = 9.7		SILTY SAND, SILTY SAND, (SM) light brown, fine grained, dry, loose, trace mica	soil sample BH-05 (15.17.5)
20		PID = 3.1		19.0	
	DPT 5	PID = 6.2		SILTY SAND, SILTY SAND, (SM) light brown gray, fine to coarse grained, moist, saprolite, increasing grain size with depth	
25		PID = 1.8			
	DPT 5	PID = 7.3		▽	
30		PID = 4.7			DPT refusal at 31 feet bgs
	DPT 6	PID = 7.2		▼	
				34.0 Bottom of borehole at 34.0 feet.	

WELL DIAGRAM

Casing Type: 2

- grout
- 712.9
- 2-in. PVC Casing
- 708.9
- bentonite plug
- 704.9
- 699.9
- silica sand #2
- 2-in. Sch 40 PVC 0.010 slotted screen
- 684.9

CPC_HUNTERSVILLE_BH_MW - GINT STD US LAB.GDT - 20/10/11 19:34 - P:\SHARE\GINT\BENTLEY\GINT\PROJECTS\CPC_HUNTERSVILLE.GPJ

BORING NUMBER MW-23

Apex

CLIENT Colonial Pipeline
PROJECT NAME 2020-L1-2248
PROJECT NUMBER CPC20126
PROJECT LOCATION Huntersville, NC
DATE STARTED 9/3/2020 **COMPLETED** 9/3/2020
GROUND ELEVATION 721.15 ft
DRILLING CONTRACTOR Walker-Hill Environmental
TOTAL DEPTH 45 ft
DRILLER Frank Harrington
GROUND WATER LEVELS:
LOGGED BY Shawn Koener **BOREHOLE DIAMETER** 8 in.
DURING DRILLING ---
METHOD Sonic
AFTER DRILLING ---

DEPTH (ft)	SAMPLE TYPE NUMBER	ENVIRONMENTAL DATA	GRAPHIC LOG	MATERIAL DESCRIPTION	COMMENTS	WELL DIAGRAM
0	SC 1	PID = 0.2 PID = 0.1 PID = 0.2 PID = 0.1		LEAN CLAY, CLAY, (CL) red	initially identified as BO-8 drilled along ER Line 7 at 36 m	Casing Type: 4 grout 4-in. Sch 40 PVC casing bentonite pellets 1/4-in.
10	SC 2	PID = 0.1 PID = 0 PID = 0 PID = 0				
20	SC 3	PID = 0 PID = 0.5 PID = 0.3 PID = 0		20.0 SILT, SILT, (ML) brown, saprolite	soil sample MW-23 (25-27.5)	701.2 silica sand 10-20 4-in. Sch 40 PVC 0.010 slotted screen
30	SC 4	PID = 0.4 PID = 0 PID = 0.2 PID = 0		35.0 SILT, SILT, (ML) gray, saprolite		686.2
40	SC 5	PID = 0.4 PID = 0.3		45.0 Bottom of borehole at 45.0 feet.		676.2

CPC_HUNTERSVILLE_BH_MW - GINT STD US LAB.GDT - 20/10/11 19:34 - P:\SHARE\GINT\BENTLEY\GINT\PROJECTS\CPC_HUNTERSVILLE.GPJ

BORING NUMBER MW-23R

Apex

CLIENT Colonial Pipeline
PROJECT NAME 2020-L1-2248
PROJECT NUMBER CPC20126
PROJECT LOCATION Huntersville, NC
DATE STARTED 9/21/2020 **COMPLETED** 9/21/2020
GROUND ELEVATION 721.15 ft
DRILLING CONTRACTOR SM&E
TOTAL DEPTH 45 ft
DRILLER S. Gowan
GROUND WATER LEVELS:
LOGGED BY A. Wreschnig / M. Stone **BOREHOLE DIAMETER** 8.25 in.
▽ **DURING DRILLING** 33.00 ft / Elev 688.15 ft
METHOD DPT / Hollow Stem Auger 4.25"
AFTER DRILLING ---

DEPTH (ft)	SAMPLE TYPE NUMBER	ENVIRONMENTAL DATA	GRAPHIC LOG	MATERIAL DESCRIPTION	COMMENTS	WELL DIAGRAM
0		PID = 0.2		SILT, CLAYEY SILT, (ML) red brown, dry, micaceous	log provided by AECOM stratigraphic logging from auger cuttings	Casing Type: 2
		PID = 0.3				grout
		PID = 0.8				2-in. PVC Casing
10		PID = 0.5				bentonite plug
		PID = 0.6				
		PID = 0.8		13.0 SILT, CLAYEY SILT, (ML) gray brown, moist, micaceous		708.2
		PID = 1				
20						
		PID = 1.1				
				25.0 SILT, CLAYEY SILT, (ML) gray, moist, micaceous		696.2
		PID = 1.2				
		PID = 1.4				silica sand #2
30						2-in. Sch 40 PVC 0.010 slotted screen
		PID = 1.3		▽		
		PID = 0.7		35.0 SILTY SAND, SILTY SAND, (SM) gray brown, wet, micaceous		686.2
		PID = 0.6				
40						
		PID = 0.5		45.0		676.2
				Bottom of borehole at 45.0 feet.		

CPC_HUNTERSVILLE_BH_MW - GINT STD US LAB.GDT - 20/10/11 19:34 - P:\SHARE\GINT\BENTLEY\GINT\PROJECTS\CPC_HUNTERSVILLE.GPJ

BORING NUMBER MW-24

Apex

CLIENT Colonial Pipeline
PROJECT NAME 2020-L1-2248
PROJECT NUMBER CPC20126
PROJECT LOCATION Huntersville, NC
DATE STARTED 9/2/2020 **COMPLETED** 9/4/2020
GROUND ELEVATION 734.7 ft
DRILLING CONTRACTOR SM&E
TOTAL DEPTH 54 ft
DRILLER T. Whitehead / S. Gowan
GROUND WATER LEVELS:
LOGGED BY B. Weiserbs / S. McGuire **BOREHOLE DIAMETER** 8.25 in.
DURING DRILLING ---
METHOD DPT / Hollow Stem Auger 4.25"
AFTER DRILLING 43.76 ft / Elev 690.94 ft LNAPL 44.36

DEPTH (ft)	SAMPLE TYPE NUMBER	ENVIRONMENTAL DATA	GRAPHIC LOG	MATERIAL DESCRIPTION	COMMENTS	WELL DIAGRAM
0	DPT 1	PID = 45.1		LEAN CLAY, SILTY CLAY, (CL) red brown, dry, stiff, trace mica	log provided by AECOM initially identified as BH-6	Casing Type: 2 grout
		PID = 14.5				
	DPT 2	PID = 10.4				
10		PID = 10.6		9.0		725.7
	DPT 3	PID = 13.8		SILT, CLAYEY SILT, (ML) red brown, fine grained, dry, soft, non plastic, trace organics		
		PID = 13.2				
	DPT 4	PID = 12.6				2-in. PVC Casing
20		PID = 12.1		20.0		714.7 bentonite plug
	DPT 5	PID = 12.3		SILTY SAND, SILTY SAND, (SM) light brown gray, fine grained, dry, trace mica		
		PID = 15.1		24.5	soil sample BH-06 (22.5-25)	710.2
	DPT 6	PID = 9.1		SANDY ELASTIC SILT, SANDY SILT, (ML) light brown, fine grained, moist, loose, some mica, dioritic		
30		PID = 11.6				
	DPT 7	PID = 13.9				
		PID = 16.4		34.0	soil sample BH-06 (32.5-35) DPT refusal at 34 feet bgs	700.7
	DPT 8	PID = 13.2		SILTY SAND, SILTY SAND, (SM) light brown gray, fine to coarse grained, moist, increasing grain size with depth, some mica, dioritic		
40						
						silica sand #2
						2-in. Sch 40 PVC 0.010 slotted screen
50						
				54.0		680.7
				Bottom of borehole at 54.0 feet.		

CPC_HUNTERSVILLE_BH_MW - GINT STD US LAB.GDT - 20/10/11 19:35 - P:\SHARE\GINT\BENTLEY\GINT\PROJECTS\CPC_HUNTERSVILLE.GPJ

BORING NUMBER MW-25

Apex

CLIENT Colonial Pipeline
PROJECT NAME 2020-L1-2248
PROJECT NUMBER CPC20126
PROJECT LOCATION Huntersville, NC
DATE STARTED 9/4/2020 **COMPLETED** 9/4/2020
GROUND ELEVATION 730.89 ft
DRILLING CONTRACTOR SM&E
TOTAL DEPTH 57 ft
DRILLER T. Whitehead / S. Gowan
GROUND WATER LEVELS:
LOGGED BY B. Weiserbs / S. McGuire **BOREHOLE DIAMETER** 8.25 in.
DURING DRILLING 30.00 ft / Elev 700.89 ft
METHOD DPT / Hollow Stem Auger 4.25"
AFTER DRILLING 40.42 ft / Elev 690.47 ft

DEPTH (ft)	SAMPLE TYPE NUMBER	ENVIRONMENTAL DATA	GRAPHIC LOG	MATERIAL DESCRIPTION	COMMENTS
0	DPT 1	PID = 44.9		LEAN CLAY, SILTY CLAY, (CL) red brown, dry, stiff, trace mica	log provided by AECOM initially identified as BH-7 soil sample BH-07 (2.5-5)
				3.5	
	DPT 2	PID = 16.1 PID = 3.5		SILT, CLAYEY SILT, (ML) red brown, dry, soft, non plastic	
10		PID = 13		10.0	
	DPT 3	PID = 1.2		SILTY SAND, SILTY SAND, (SM) light brown gray, very fine to fine grained, dry, very loose, trace mica	
	DPT 4	PID = 12.1 PID = 4.7			
20		PID = 6.9			
	DPT 5	PID = 6.1			
		PID = 6.8		25.0	
	DPT 6	PID = 9.1		SILTY SAND, SILTY SAND, (SM) light brown gray, very fine to fine grained, wet, very loose, trace mica, dioritic structure	
30		PID = 8.1			soil sample BH-07 (30-32.5)
	DPT 7	PID = 10.4			
		PID = 8.2			
	DPT 8	PID = 9.2			
40					
50					
				57.0	

Bottom of borehole at 57.0 feet.

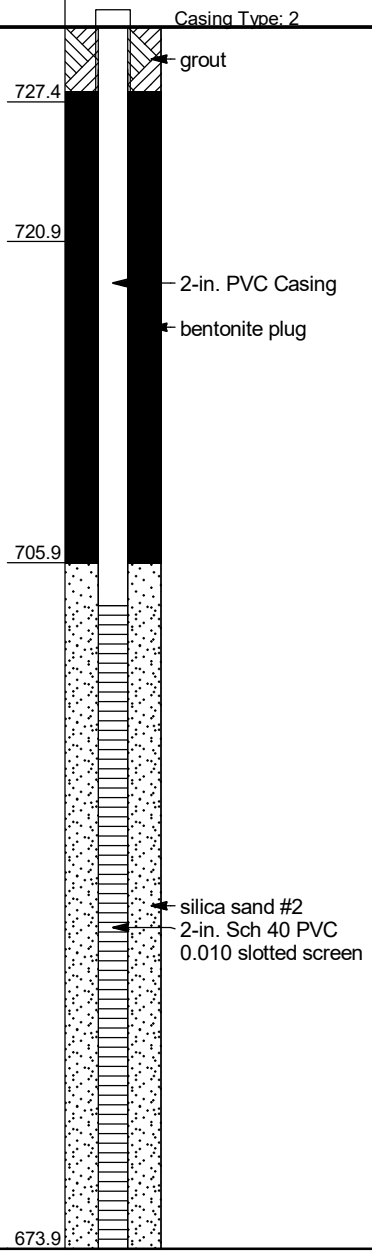

CPC_HUNTERSVILLE_BH_MW - GINT STD US LAB.GDT - 20/10/11 19:35 - P:\SHARE\GINT\BENTLEY\GINT\PROJECTS\CPC_HUNTERSVILLE.GPJ

BORING NUMBER MW-26

Apex

CLIENT Colonial Pipeline
PROJECT NAME 2020-L1-2248
PROJECT NUMBER CPC20126
PROJECT LOCATION Huntersville, NC
DATE STARTED 9/4/2020 **COMPLETED** 9/4/2020
GROUND ELEVATION 715.02 ft
DRILLING CONTRACTOR SM&E
TOTAL DEPTH 37 ft
DRILLER T. Whitehead / S. Gowan
GROUND WATER LEVELS:
LOGGED BY B. Weiserbs / S. McGuire **BOREHOLE DIAMETER** 8.25 in.
DURING DRILLING 27.00 ft / Elev 688.02 ft
METHOD DPT / Hollow Stem Auger 4.25"
AFTER DRILLING 30.56 ft / Elev 684.46 ft LNAPL 31.19

DEPTH (ft)	SAMPLE TYPE NUMBER	ENVIRONMENTAL DATA	GRAPHIC LOG	MATERIAL DESCRIPTION	COMMENTS	WELL DIAGRAM
0						Casing Type: 2
5	DPT 1	PID = 0.7 PID = 1.3		LEAN CLAY, SILTY CLAY, (CL) red brown, dry, stiff, trace mica, trace organics	log provided by AECOM initially identified as BH-8	grout
10	DPT 2	PID = 0.8 PID = 0.6				2-in. PVC Casing
15	DPT 3	PID = 0.8 PID = 1.8		12.0 13.0 SANDY LEAN CLAY, SANDY CLAY, (CL) red brown, dry, medium dense, non plastic, saprolite, some mica SILT, CLAYEY SILT, (ML) red brown, moist, medium dense, non plastic, saprolite, some mica		bentonite plug 703.0 702.0
20	DPT 4	PID = 3.1 PID = 2.2		20.0		695.0
25	DPT 5	PID = 4.3 PID = 3.3		SILTY SAND, SILTY SAND, (SM) light gray, fine grained, moist, loose, trace mica, dioritic structure	soil sample BH-08 (20-22.5) soil sample BH-08 (22.5-25)	
30	DPT 6	PID = 0		▽ ▼		silica sand #2 2-in. Sch 40 PVC 0.010 slotted screen
35	DPT 7			37.0	DPT refusal at 33 feet bgs	678.0
				Bottom of borehole at 37.0 feet.		

CPC_HUNTERSVILLE_BH_MW - GINT STD US LAB.GDT - 20/10/11 19:35 - P:\SHARE\GINT\BENTLEY\GINT\PROJECTS\CPC_HUNTERSVILLE.GPJ

BORING NUMBER MW-27

Apex

CLIENT Colonial Pipeline
PROJECT NAME 2020-L1-2248
PROJECT NUMBER CPC20126
PROJECT LOCATION Huntersville, NC
DATE STARTED 9/5/2020 **COMPLETED** 9/5/2020
GROUND ELEVATION 713.3 ft
DRILLING CONTRACTOR SM&E
TOTAL DEPTH 42 ft
DRILLER T. Whitehead / S. Gowan
GROUND WATER LEVELS:
LOGGED BY A. Wreschnig / M. Stone **BOREHOLE DIAMETER** 8.25 in.
DURING DRILLING ---
METHOD DPT / Hollow Stem Auger 4.25"
AFTER DRILLING 30.37 ft / Elev 682.93 ft

DEPTH (ft)	SAMPLE TYPE NUMBER	ENVIRONMENTAL DATA	GRAPHIC LOG	MATERIAL DESCRIPTION	COMMENTS	WELL DIAGRAM
0						Casing Type: 2
5	DPT 1			SILT, CLAYEY SILT, (ML) red brown, dry, firm, micaceous	log provided by AECOM initially identified as BH-11 soil sample BH-11 (2.5-5)	grout
10	DPT 2					
				11.0		702.3
15	DPT 3			SANDY LEAN CLAY, SANDY CLAY, (CL) gray brown, dry, firm, with silt		2-in. PVC Casing
				14.0		699.3
20	DPT 4			SANDY ELASTIC SILT, SANDY SILT, (ML) gray, moist, loose		bentonite plug
25	DPT 5				soil sample BH-11 (22.5-25)	
30	DPT 6					
35	DPT 7					silica sand #2
						2-in. Sch 40 PVC 0.010 slotted screen
40				42.0		671.3
				Bottom of borehole at 42.0 feet.		

CPC_HUNTERSVILLE_BH_MW - GINT STD US LAB.GDT - 20/10/11 19:35 - P:\SHARE\GINT\BENTLEY\GINT\PROJECTS\CPC_HUNTERSVILLE.GPJ

BORING NUMBER MW-28

Apex

CLIENT Colonial Pipeline
PROJECT NAME 2020-L1-2248
PROJECT NUMBER CPC20126
PROJECT LOCATION Huntersville, NC
DATE STARTED 9/5/2020 **COMPLETED** 9/5/2020
GROUND ELEVATION 720.57 ft
DRILLING CONTRACTOR SM&E
TOTAL DEPTH 40 ft
DRILLER T. Whitehead / S. Gowan
GROUND WATER LEVELS:
LOGGED BY A. Wreschnig / M. Stone **BOREHOLE DIAMETER** 8.25 in.
DURING DRILLING ---
METHOD DPT / Hollow Stem Auger 4.25"
AFTER DRILLING 29.49 ft / Elev 691.08 ft

DEPTH (ft)	SAMPLE TYPE NUMBER	ENVIRONMENTAL DATA	GRAPHIC LOG	MATERIAL DESCRIPTION	COMMENTS	WELL DIAGRAM
0						Casing Top Elev: 720.45 (ft) Well Diameter: 2
5	DPT 1			SILT, CLAYEY SILT, (ML) red brown, dry, hard	log provided by AECOM initially identified as BH-12	grout
10	DPT 2					
15	DPT 3			12.0 SILT WITH SAND, SANDY SILT, (ML) gray, moist, soft, saprolite		708.6 2-in. PVC Casing bentonite plug
20	DPT 4				soil sample BH-12 (17.5-20)	
25	DPT 5				soil sample BH-12 (22.5-25)	
30	DPT 6			30.0 ▼		690.6
35	DPT 7			SILTY SAND, SILTY SAND, (SM) gray, wet, loose	DPT refusal at 33 feet bgs	silica sand #2 2-in. Sch 40 PVC 0.010 slotted screen
40				40.0 Bottom of borehole at 40.0 feet.		680.6

CPC_HUNTERSVILLE_BH_MW - GINT STD US LAB.GDT - 20/10/11 19:35 - P:\SHARE\GINT\BENTLEY\GINT\PROJECTS\CPC_HUNTERSVILLE.GPJ

BORING NUMBER MW-29

Apex

CLIENT Colonial Pipeline
PROJECT NAME 2020-L1-2248
PROJECT NUMBER CPC20126
PROJECT LOCATION Huntersville, NC
DATE STARTED 9/6/2020 **COMPLETED** 9/6/2020
GROUND ELEVATION 715.6 ft
DRILLING CONTRACTOR Cascade
TOTAL DEPTH 50 ft
DRILLER Jimmy Hall
GROUND WATER LEVELS:
LOGGED BY Calvin Mentzer **BOREHOLE DIAMETER** 8 in.
DURING DRILLING ---
METHOD Sonic
AFTER DRILLING ---

DEPTH (ft)	SAMPLE TYPE NUMBER	ENVIRONMENTAL DATA	GRAPHIC LOG	MATERIAL DESCRIPTION	COMMENTS	WELL DIAGRAM
0	SC 1	PID = 0 PID = 0 PID = 0		SILT, CLAYEY SILT, (ML) red brown, no odor, mica	drilled along ER Line 9 at 108 m	Casing Type: 4 grout 4-in. Sch 40 PVC casing bentonite 1/4-in. pellets
10	SC 2	PID = 0 PID = 0 PID = 0.5 PID = 0.2		12.5 (703.1) ELASTIC SILT, SILT, (ML) gray brown, no odor, saprolite, mica		
20	SC 3	PID = 0.2 PID = 1.1 PID = 1.5 PID = 1		20.0 (695.6) ELASTIC SILT, SILT, (ML) gray, no odor, saprolite, mica	soil sample MW29 (27.5-30) at 11:30	
30	SC 4	PID = 4.2 PID = 2.8 PID = 2.2 PID = 2.6				silica sand 8-30 4-in. Sch 40 PVC 0.010 slotted screen
40	SC 5	PID = 3.7 PID = 3.7 PID = 2.6 PID = 1.7		48.0 (667.6)		
50				50.0 (665.6) Bottom of borehole at 50.0 feet.		

BORING NUMBER MW-30

Apex

CLIENT Colonial Pipeline
PROJECT NAME 2020-L1-2248
PROJECT NUMBER CPC20126
PROJECT LOCATION Huntersville, NC
DATE STARTED 9/6/2020 **COMPLETED** 9/6/2020
GROUND ELEVATION 712.07 ft
DRILLING CONTRACTOR Cascade
TOTAL DEPTH 46 ft
DRILLER Jimmy Hall
GROUND WATER LEVELS:
LOGGED BY Calvin Mentzer **BOREHOLE DIAMETER** 7 in.
DURING DRILLING ---
METHOD Sonic
AFTER DRILLING ---

DEPTH (ft)	SAMPLE TYPE NUMBER	ENVIRONMENTAL DATA	GRAPHIC LOG	MATERIAL DESCRIPTION	COMMENTS
0	SC 1	PID = 2.7 PID = 0.9 PID = 0.9 PID = 1.1		LEAN CLAY, SILTY CLAY, (CL-ML) red brown	drilled along ER Line 9 at 66 m
10	SC 2	PID = 1.1 PID = 1.2 PID = 0.9 PID = 1.7		10.0 ELASTIC SILT, CLAYEY SILT, (ML) light brown, saprolite	
20	SC 3	PID = 1.8 PID = 2.4 PID = 0.6 PID = 0.9		20.0 ELASTIC SILT, CLAYEY SILT, (ML) light gray, moist, saprolite	soil sample ER9 66 (29.5-25) at 14:40
30	SC 4	PID = 1.2 PID = 1 PID = 1.2 PID = 2.4		30.0 ELASTIC SILT, CLAYEY SILT, (ML) light gray, stiff, saprolite	
40	SC 5	PID = 4.5 PID = 3.6		46.0 Bottom of borehole at 46.0 feet.	

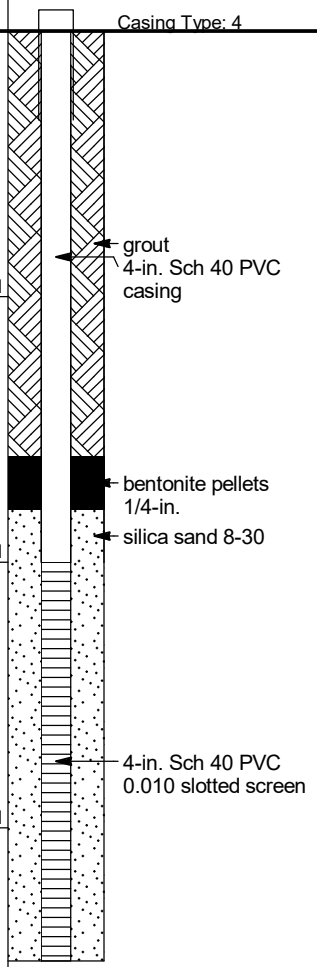

CPC_HUNTERSVILLE_BH_MW - GINT STD US LAB.GDT - 20/10/11 19:35 - P:\SHARE\GINT\BENTLEY\GINT\PROJECTS\CPC_HUNTERSVILLE.GPJ

BORING NUMBER MW-31

Apex

CLIENT Colonial Pipeline
PROJECT NAME 2020-L1-2248
PROJECT NUMBER CPC20126
PROJECT LOCATION Huntersville, NC
DATE STARTED 9/6/2020 **COMPLETED** 9/7/2020
GROUND ELEVATION 718.44 ft
DRILLING CONTRACTOR Walker-Hill Environmental
TOTAL DEPTH 45 ft
DRILLER Frank Harrington
GROUND WATER LEVELS:
LOGGED BY Calvin Mentzer **BOREHOLE DIAMETER** 8 in.
▽ **DURING DRILLING** 30.00 ft / Elev 688.44 ft
METHOD Sonic
AFTER DRILLING ---

DEPTH (ft)	SAMPLE TYPE NUMBER	ENVIRONMENTAL DATA	GRAPHIC LOG	MATERIAL DESCRIPTION	COMMENTS	WELL DIAGRAM
0	SC 1	PID = 0		SILT, CLAYEY SILT, (ML) red brown	drilled along ER Line 6 at 68 m	Casing Type: 4
		PID = 0				
		PID = 0				grout 4-in. Sch 40 PVC casing
7.5						710.9
		PID = 0		SILT, CLAYEY SILT, (ML) brown, saprolite, mica		
10	SC 2	PID = 0				bentonite pellets 1/4-in.
		PID = 0.3				
		PID = 0				
		PID = 0.2				
20.0						698.4
20	SC 3	PID = 0.1		SILT, SILT, (ML) brown tan, saprolite		
		PID = 0.3				
		PID = 0			soil sample MW31 (25-27.5) at 11:25	
27.5						690.9
		PID = 0		SILT WITH SAND, SILT, (ML) gray tan, wet, with sand, saprolite		silica sand 10-20 4-in. Sch 40 PVC 0.010 slotted screen
30	SC 4	PID = 0		▽		
		PID = 0				
		PID = 0				
		PID = 0				
40.0						678.4
40	SC 5	PID = 0.6		SILT, SILT, (ML) gray, saprolite		
		PID = 0.3				
45.0						673.4
				Bottom of borehole at 45.0 feet.		

CPC_HUNTERSVILLE_BH_MW - GINT STD US LAB.GDT - 20/10/11 19:35 - P:\SHARE\GINT\BENTLEY\GINT\PROJECTS\CPC_HUNTERSVILLE.GPJ

BORING NUMBER MW-32

Apex

CLIENT Colonial Pipeline
PROJECT NAME 2020-L1-2248
PROJECT NUMBER CPC20126
PROJECT LOCATION Huntersville, NC
DATE STARTED _____ **COMPLETED** _____
GROUND ELEVATION 688.75 ft
DRILLING CONTRACTOR SM&E
TOTAL DEPTH 25 ft
DRILLER T. Whitehead / S. Gowan
GROUND WATER LEVELS:
LOGGED BY A. Wreschnig / M. Stone **BOREHOLE DIAMETER** 8.25 in.
DURING DRILLING ---
METHOD DPT / Hollow Stem Auger 4.25"
AFTER DRILLING 13.16 ft / Elev 675.59 ft

DEPTH (ft)	SAMPLE TYPE NUMBER	ENVIRONMENTAL DATA	GRAPHIC LOG	MATERIAL DESCRIPTION	COMMENTS
0				SILT, CLAYEY SILT, (ML) brown, dry, hard	log provided by AECOM initially identified as BH-15 soil sample BH-14 (2.5-5)
5	DPT 1	PID = 1.9			
	DPT 2	PID = 2.1		8.0	
10		PID = 3		SANDY LEAN CLAY, SANDY CLAY, (CL) gray, dry, hard, increasing sand content with depth 10.0	
	DPT 3	PID = 2.5		SILTY SAND, SILTY SAND, (SM) gray, moist, medium dense 13.0	soil sample BH-14 (10-12.5)
15		PID = 1.1		SANDY LEAN CLAY, SANDY CLAY, (CL) gray brown, moist, medium dense, with silt	
	DPT 4	PID = 6			
20		PID = 5.4			DPT refusal at 20 feet bgs
	DPT 5				
25				25.0	
				Bottom of borehole at 25.0 feet.	

WELL DIAGRAM

Casing Type: 2

- grout
- 2-in. PVC Casing
- bentonite plug — 680.8
- 678.8
- 675.8
- silica sand #2
- 2-in. Sch 40 PVC 0.010 slotted screen
- 663.8

CPC_HUNTERSVILLE_BH_MW - GINT STD US LAB.GDT - 20/10/11 19:36 - P:\SHARE\GINT\BENTLEY\GINT\PROJECTS\CPC_HUNTERSVILLE.GPJ

BORING NUMBER MW-33

Apex

CLIENT Colonial Pipeline
PROJECT NAME 2020-L1-2248
PROJECT NUMBER CPC20126
PROJECT LOCATION Huntersville, NC
DATE STARTED _____ **COMPLETED** _____
GROUND ELEVATION 683.7 ft
DRILLING CONTRACTOR SM&E
TOTAL DEPTH 25 ft
DRILLER T. Whitehead / S. Gowan
GROUND WATER LEVELS:
LOGGED BY A. Wreschnig / M. Stone **BOREHOLE DIAMETER** 8.25 in.
DURING DRILLING ---
METHOD DPT / Hollow Stem Auger 4.25"
AFTER DRILLING 10.20 ft / Elev 673.50 ft

DEPTH (ft)	SAMPLE TYPE NUMBER	ENVIRONMENTAL DATA	GRAPHIC LOG	MATERIAL DESCRIPTION	COMMENTS	WELL DIAGRAM
0						Casing Type: 2
	DPT 1	PID = 9.6		SILT, CLAYEY SILT, (ML) red brown, dry, firm, grades to grayish brown silty clay	log provided by AECOM initially identified as BH-14 soil sample BH-14 (2.5-5)	grout 2-in. PVC Casing
5		PID = 9.8				
	DPT 2	PID = 2.5		8.0		bentonite plug 675.7
10		PID = 1.8		LEAN CLAY, SILTY CLAY, (CL) gray, dry, hard	soil sample BH-14 (10-12.5)	
	DPT 3	PID = 5.8		12.0		671.7
		PID = 6.5		SANDY LEAN CLAY, SANDY CLAY, (CL) brown, moist, with gravel, angular gravel 14.0		669.7
15				15.0 SILTY SAND, SILTY SAND, (SM) gray brown, wet, with gravel, angular gravel		668.7
	DPT 4			SANDY ELASTIC SILT, SANDY SILT, (ML) gray, wet, mottled		silica sand #2 2-in. Sch 40 PVC 0.010 slotted screen
20						
	DPT 5					
25				25.0		658.7
				Bottom of borehole at 25.0 feet.		

CPC_HUNTERSVILLE_BH_MW - GINT STD US LAB.GDT - 20/10/11 19:36 - P:\SHARE\GINT\BENTLEY\GINT\PROJECTS\CPC_HUNTERSVILLE.GPJ

BORING NUMBER MW-34

Apex

CLIENT Colonial Pipeline
PROJECT NAME 2020-L1-2248
PROJECT NUMBER CPC20126
PROJECT LOCATION Huntersville, NC
DATE STARTED 9/5/2020 **COMPLETED** 9/6/2020
GROUND ELEVATION 681 ft
DRILLING CONTRACTOR SM&E
TOTAL DEPTH 20 ft
DRILLER T. Whitehead / S. Gowan
GROUND WATER LEVELS:
LOGGED BY A. Wreschnig / M. Stone **BOREHOLE DIAMETER** 8.25 in.
DURING DRILLING ---
METHOD DPT / Hollow Stem Auger 4.25"
AFTER DRILLING 8.00 ft / Elev 673.00 ft

DEPTH (ft)	SAMPLE TYPE NUMBER	ENVIRONMENTAL DATA	GRAPHIC LOG	MATERIAL DESCRIPTION	COMMENTS	WELL DIAGRAM
0	DPT 1	PID = 9.6		SILT, CLAYEY SILT, (ML) red brown, dry, firm	log provided by AECOM initially identified as BH-13	Casing Type: 2
					soil sample BH-13 (1-2.5)	2-in. PVC Casing
						grout
				3.0		678.0
5	DPT 2	PID = 9.8		SANDY LEAN CLAY, SILTY CLAY, (CL) gray, moist, firm		bentonite plug
		PID = 2.5			soil sample BH-13 (5-7.5)	
				8.0 ▽		673.0
10	DPT 3	PID = 1.8		SANDY ELASTIC SILT, SANDY SILT, (ML) light gray, wet, firm, with clay, mottled		
				10.5		670.5
		PID = 5.8		SILTY SAND, SILTY SAND, (SM) gray, wet, loose, saprolite, mottled		silica sand #2
15		PID = 6.5				2-in. Sch 40 PVC 0.010 slotted screen
20	DPT 4			20.0		661.0
				Bottom of borehole at 20.0 feet.		

CPC_HUNTERSVILLE_BH_MW - GINT STD US LAB.GDT - 20/10/11 19:36 - P:\SHARE\GINT\BENTLEY\GINT\PROJECTS\CPC_HUNTERSVILLE.GPJ

BORING NUMBER MW-35

Apex

CLIENT Colonial Pipeline
PROJECT NAME 2020-L1-2248
PROJECT NUMBER CPC20126
PROJECT LOCATION Huntersville, NC
DATE STARTED 9/7/2020 **COMPLETED** 9/7/2020
GROUND ELEVATION 704.07 ft
DRILLING CONTRACTOR SM&E
TOTAL DEPTH 37 ft
DRILLER T. Whitehead / S. Gowan
GROUND WATER LEVELS:
LOGGED BY A. Wreschnig / M. Stone **BOREHOLE DIAMETER** 8.25 in.
DURING DRILLING ---
METHOD DPT / Hollow Stem Auger 4.25"
AFTER DRILLING 23.70 ft / Elev 680.37 ft

DEPTH (ft)	SAMPLE TYPE NUMBER	ENVIRONMENTAL DATA	GRAPHIC LOG	MATERIAL DESCRIPTION	COMMENTS	WELL DIAGRAM
0						Casing Type: 2
5	DPT 1	PID = 2.9 PID = 2.1		SILT, CLAYEY SILT, (ML) red brown, dry, hard	log provided by AECOM initially identified as BH-16	grout
5.0						699.1
10	DPT 2	PID = 3.4 PID = 8.8		SILT, CLAYEY SILT, (ML) gray brown, hard, micaceous	soil sample BH-16 (7.5-10)	2-in. PVC Casing bentonite plug
11.0						693.1
15	DPT 3	PID = 1.1 PID = 2.7		SANDY ELASTIC SILT, SANDY SILT, (ML) gray, moist, loose, saprolite		
20	DPT 4	PID = 2.5 PID = 2.2			soil sample BH-16 (20-22.5)	
25	DPT 5					silica sand #2 2-in. Sch 40 PVC 0.010 slotted screen
30						
35						
37.0						667.1

Bottom of borehole at 37.0 feet.

CPC_HUNTERSVILLE_BH_MW - GINT STD US LAB.GDT - 20/10/11 19:36 - P:\SHARE\GINT\BENTLEY\GINT\PROJECTS\CPC_HUNTERSVILLE.GPJ

BORING NUMBER MW-36

Apex

CLIENT Colonial Pipeline
PROJECT NAME 2020-L1-2248
PROJECT NUMBER CPC20126
PROJECT LOCATION Huntersville, NC
DATE STARTED 9/8/2020 **COMPLETED** 9/8/2020
GROUND ELEVATION 707.51 ft
DRILLING CONTRACTOR SM&E
TOTAL DEPTH 42 ft
DRILLER T. Whitehead / S. Gowan
GROUND WATER LEVELS:
LOGGED BY A. Wreschnig / M. Stone **BOREHOLE DIAMETER** 8.25 in.
DURING DRILLING ---
METHOD DPT / Hollow Stem Auger 4.25"
AFTER DRILLING 25.58 ft / Elev 681.93 ft

DEPTH (ft)	SAMPLE TYPE NUMBER	ENVIRONMENTAL DATA	GRAPHIC LOG	MATERIAL DESCRIPTION	COMMENTS
0	DPT 1	PID = 14.5		SILT, CLAYEY SILT, (ML) red brown, dry, firm	log provided by AECOM initially identified as BH-17 soil sample BH-17 (1-2.5)
5		PID = 2.9			
	DPT 2	PID = 3.4		SANDY ELASTIC SILT, SANDY SILT, (ML) gray brown, dry, loose, micaceous	
8.0					
10		PID = 3.4			
	DPT 3	PID = 3.7			
12.5					
15		PID = 3.2		SANDY ELASTIC SILT, SANDY SILT, (ML) gray brown, moist, loose, saprolite, micaceous	
	DPT 4	PID = 5.7			
20		PID = 5			
	DPT 5	PID = 3.8			soil sample BH-17 (22.5-25)
25		PID = 3.2			
27.0					
	DPT 6			SILTY SAND, SILTY SAND, (SM) gray, wet, medium dense, saprolite, micaceous	
30					
35					
40					
42.0				Bottom of borehole at 42.0 feet.	

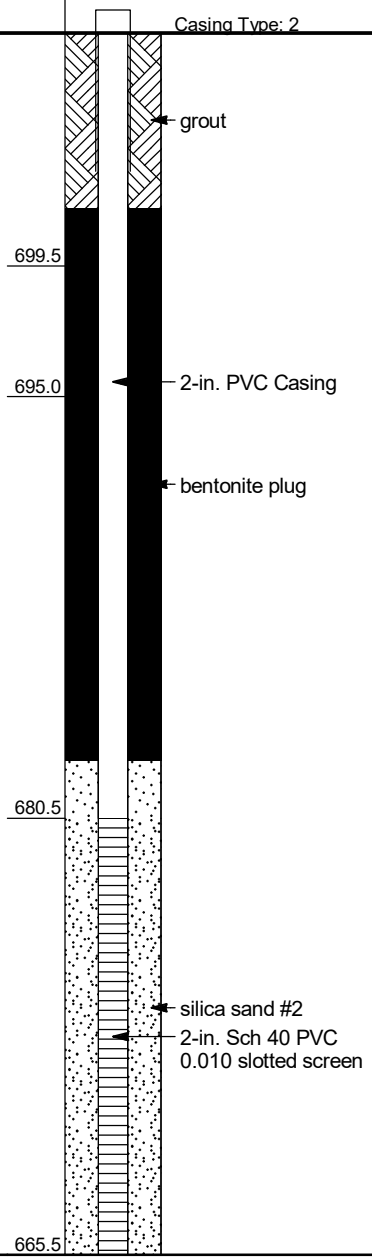

CPC_HUNTERSVILLE_BH_MW - GINT STD US LAB.GDT - 20/10/11 19:36 - P:\SHARE\GINT\BENTLEY\GINT\PROJECTS\CPC_HUNTERSVILLE.GPJ

BORING NUMBER MW-37

Apex

CLIENT Colonial Pipeline
PROJECT NAME 2020-L1-2248
PROJECT NUMBER CPC20126
PROJECT LOCATION Huntersville, NC
DATE STARTED 9/8/2020 **COMPLETED** 9/8/2020
GROUND ELEVATION 712.01 ft
DRILLING CONTRACTOR SM&E
TOTAL DEPTH 35 ft
DRILLER T. Whitehead / S. Gowan
GROUND WATER LEVELS:
LOGGED BY A. Wreschnig / M. Stone **BOREHOLE DIAMETER** 8.25 in.
▽ **DURING DRILLING** 30.00 ft / Elev 682.01 ft
METHOD DPT / Hollow Stem Auger 4.25"
▼ **AFTER DRILLING** 23.96 ft / Elev 688.05 ft

DEPTH (ft)	SAMPLE TYPE NUMBER	ENVIRONMENTAL DATA	GRAPHIC LOG	MATERIAL DESCRIPTION	COMMENTS
0				SILT, CLAYEY SILT, (ML) red brown, dry, hard, grayish brown at 8 feet bgs	log provided by AECOM initially identified as BH-18
5	DPT 1	PID = 0.1			
		PID = 0.1			
10	DPT 2	PID = 3.9			soil sample BH-18 (5-7.5)
		PID = 1.1			
15	DPT 3	PID = 3.6		12.0	
		PID = 3.4		SANDY ELASTIC SILT, SANDY SILT, (ML) gray brown, moist, loose, micaceous	
20	DPT 4	PID = 3.4			
		PID = 1.6			
25	DPT 5	PID = 4.5			soil sample BH-18 (22.5-25)
		PID = 3		▼	
30	DPT 6	PID = 0			
		PID = 0		▽	
35	DPT 7			35.0	DPT refusal at 34 feet bgs
				Bottom of borehole at 35.0 feet.	

WELL DIAGRAM

Casing Type: 2

- grout
- 2-in. PVC Casing
- 700.0
- bentonite plug
- silica sand #2
- 2-in. Sch 40 PVC 0.010 slotted screen
- 677.0

CPC_HUNTERSVILLE_BH_MW - GINT STD US LAB.GDT - 20/10/11 19:36 - P:\SHARE\GINT\BENTLEY\GINT\PROJECTS\CPC_HUNTERSVILLE.GPJ

BORING NUMBER MW-38

Apex

CLIENT Colonial Pipeline
PROJECT NAME 2020-L1-2248
PROJECT NUMBER CPC20126
PROJECT LOCATION Huntersville, NC
DATE STARTED 9/8/2020 **COMPLETED** 9/8/2020
GROUND ELEVATION 723.82 ft
DRILLING CONTRACTOR Cascade
TOTAL DEPTH 50 ft
DRILLER Jimmy Hall
GROUND WATER LEVELS:
LOGGED BY Calvin Mentzer **BOREHOLE DIAMETER** 8 in.
DURING DRILLING ---
METHOD Sonic
AFTER DRILLING ---

DEPTH (ft)	SAMPLE TYPE NUMBER	ENVIRONMENTAL DATA	GRAPHIC LOG	MATERIAL DESCRIPTION	COMMENTS	WELL DIAGRAM
0	SC 1	PID = 21.3		SILT, CLAYEY SILT, (ML) red brown	drilled along ER Line 10 at 195 m	Casing Type: 4
		PID = 1.1				grout
						4-in. Sch 40 PVC casing
5.0						718.8
		PID = 0.3		ELASTIC SILT, SILT, (ML) light brown, saprolite		bentonite 1/4-in. pellets
10	SC 2	PID = 1.4				
		PID = 1.7				
12.5						711.3
		PID = 1.3		ELASTIC SILT, SILT, (ML) gray brown, saprolite		
		PID = 1.3				
20	SC 3	PID = 1.1				
20.0						703.8
		PID = 1.3		ELASTIC SILT, SILT, (ML) light gray tan, saprolite		
		PID = 0.8				
		PID = 1.2				
30	SC 4	PID = 1.5				silica sand 8-30
		PID = 1.1			soil sample MW-38 (30-32.5)	4-in. Sch 40 PVC 0.010 slotted screen
		PID = 1.7				
35.0						688.8
		PID = 1.5		ELASTIC SILT WITH SAND, SILT, (ML) gray, with sand, with clay, saprolite		
40	SC 5	PID = 1.9				
		PID = 2.6				
		PID = 2.1				
45.0						678.8
		PID = 2.2		DIORITE, highly weathered, [Quartz Diorite]		
50	SC 6	PID = 6.9				
50.0						673.8
				Bottom of borehole at 50.0 feet.		

CPC_HUNTERSVILLE_BH_MW - GINT STD US LAB.GDT - 20/10/11 19:36 - P:\SHARE\GINT\BENTLEY\GINT\PROJECTS\CPC_HUNTERSVILLE.GPJ

BORING NUMBER MW-39

Apex

CLIENT Colonial Pipeline
PROJECT NAME 2020-L1-2248
PROJECT NUMBER CPC20126
PROJECT LOCATION Huntersville, NC
DATE STARTED 9/8/2020 **COMPLETED** 9/8/2020
GROUND ELEVATION 734.63 ft
DRILLING CONTRACTOR Walker-Hill Environmental
TOTAL DEPTH 65 ft
DRILLER Frank Harrington
GROUND WATER LEVELS:
LOGGED BY Kyle Zigler **BOREHOLE DIAMETER** 8 in.
DURING DRILLING 33.50 ft / Elev 701.13 ft
METHOD Sonic
AFTER DRILLING ---

DEPTH (ft)	SAMPLE TYPE NUMBER	ENVIRONMENTAL DATA	GRAPHIC LOG	MATERIAL DESCRIPTION	COMMENTS
0	SC 1	PID = 12.6 PID = 22.2 PID = 32.8		LEAN CLAY, SILTY CLAY, (CL-ML) red brown, moist, saprolite	drilled along ER Line 4 at 264 m
7.5		PID = 55.9		ELASTIC SILT, CLAYEY SILT, (ML) red brown, moist, saprolite	soil sample MW-39 (7.5-10)
10	SC 2	PID = 42.1 PID = 20.8 PID = 17.3 PID = 16.1		ELASTIC SILT, CLAYEY SILT, (ML) brown, dry, trace sand, saprolite, mica, quartz	
20	SC 3	PID = 5.9 PID = 14.4 PID = 14.6 PID = 13.8		ELASTIC SILT, CLAYEY SILT, (ML) gray, moist, trace sand, saprolite, mica, quartz	
27.5	SC 4	PID = 12 PID = 17.5 PID = 20.6 PID = 12.3			
30	SC 5	PID = 12.6 PID = 12.5 PID = 17.4 PID = 153.1		DIORITE, highly weathered, [Quartz diorite]	
47.5	SC 6	PID = 8			
50					
51.0					
60					

WELL DIAGRAM

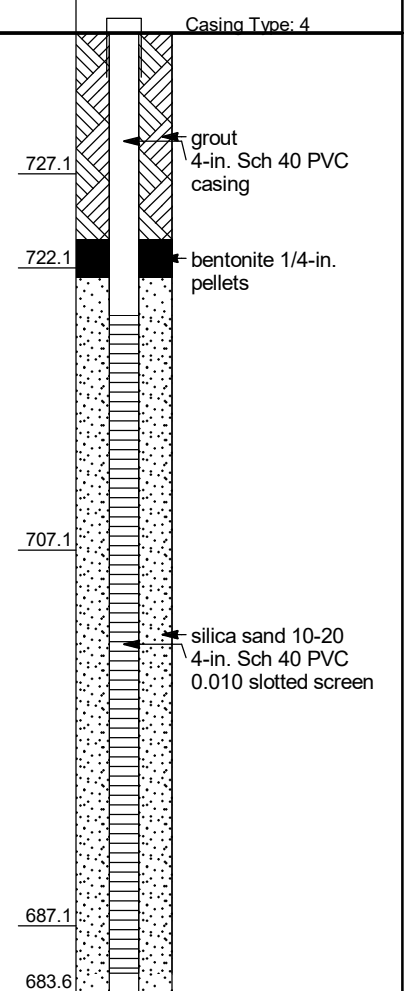

Bottom of borehole at 65.0 feet.

CPC_HUNTERSVILLE_BH_MW - GINT STD US LAB.GDT - 20/10/11 19:37 - P:\SHARE\GINT\BENTLEY\GINT\PROJECTS\CPC_HUNTERSVILLE.GPJ

BORING NUMBER MW-40

Apex

CLIENT Colonial Pipeline
PROJECT NAME 2020-L1-2248
PROJECT NUMBER CPC20126
PROJECT LOCATION Huntersville, NC
DATE STARTED 9/8/2020 **COMPLETED** 9/9/2020
GROUND ELEVATION 725.82 ft
DRILLING CONTRACTOR SM&E
TOTAL DEPTH 37 ft
DRILLER T. Whitehead / S. Gowan
GROUND WATER LEVELS:
LOGGED BY A. Wreschnig / M. Stone **BOREHOLE DIAMETER** 8.25 in.
DURING DRILLING 30.00 ft / Elev 695.82 ft
METHOD DPT / Hollow Stem Auger 4.25"
AFTER DRILLING 30.15 ft / Elev 695.67 ft

DEPTH (ft)	SAMPLE TYPE NUMBER	ENVIRONMENTAL DATA	GRAPHIC LOG	MATERIAL DESCRIPTION	COMMENTS
0					
	DPT 1	PID = 0.1		SILT, CLAYEY SILT, (ML) red brown, dry, firm	log provided by AECOM initially identified as BH-19
5		PID = 0.1		5.0	
	DPT 2	PID = 3.9		SILT, SILT, (ML) red brown, dry, soft, micaceous	
10		PID = 1.1			
	DPT 3	PID = 3.6			
15		PID = 3.4			
	DPT 4	PID = 3.4			
20		PID = 1.6			
	DPT 5	PID = 4.5			soil sample BH-19 (20-22.5)
25		PID = 3		25.0	
	DPT 6	PID = 0		SILT, SILT, (ML) dark gray, moist, soft, saprolite, micaceous	soil sample BH-19 (25-27.5)
30		PID = 0			
35					DPT refusal at 34 feet bgs
	DPT 7			37.0	
				Bottom of borehole at 37.0 feet.	

WELL DIAGRAM

Casing Type: 2

720.8 — grout

2-in. PVC Casing

bentonite plug

700.8

silica sand #2

2-in. Sch 40 PVC 0.010 slotted screen

688.8

CPC_HUNTERSVILLE_BH_MW - GINT STD US LAB.GDT - 20/10/11 19:37 - P:\SHARE\GINT\BENTLEY\GINT\PROJECTS\CPC_HUNTERSVILLE.GPJ

BORING NUMBER MW-41

Apex

CLIENT Colonial Pipeline
PROJECT NAME 2020-L1-2248
PROJECT NUMBER CPC20126
PROJECT LOCATION Huntersville, NC
DATE STARTED 9/8/2020 **COMPLETED** 9/9/2020
GROUND ELEVATION 742.82 ft
DRILLING CONTRACTOR SM&E
TOTAL DEPTH 65 ft
DRILLER T. Whitehead / S. Gowan
GROUND WATER LEVELS:
LOGGED BY B. Weiserbs / S. McGuire **BOREHOLE DIAMETER** 8.25 in.
DURING DRILLING ---
METHOD DPT / Hollow Stem Auger 4.25"
AFTER DRILLING 50.30 ft / Elev 692.52 ft

DEPTH (ft)	SAMPLE TYPE NUMBER	ENVIRONMENTAL DATA	GRAPHIC LOG	MATERIAL DESCRIPTION	COMMENTS
0	DPT 1	PID = 2.6		SILT, CLAYEY SILT, (ML) red brown, dry, hard	log provided by AECOM initially identified as BH-20
		PID = 2.9			
	DPT 2	PID = 3.4		7.0 (735.8)	
10		PID = 3.8		SILT, CLAYEY SILT, (ML) gray brown, dry, firm, decreasing clay content 10.0 (732.8)	soil sample BH-20 (7.5-10)
	DPT 3	PID = 1.6		SANDY ELASTIC SILT, SANDY SILT, (ML) orange brown, dry, soft	
		PID = 1.2			
	DPT 4	PID = 1.3			
20		PID = 0.2			
	DPT 5	PID = 0.2			
		PID = 0.1			
	DPT 6	PID = 2			
30		PID = 2.1			
	DPT 7	PID = 0.3			
	DPT 8	PID = 0			
40					
	DPT 9	PID = 1.5			soil sample BH-20 (40-44)
					DPT refusal at 44 feet bgs
50					
60				65.0 (677.8)	

Bottom of borehole at 65.0 feet.

WELL DIAGRAM

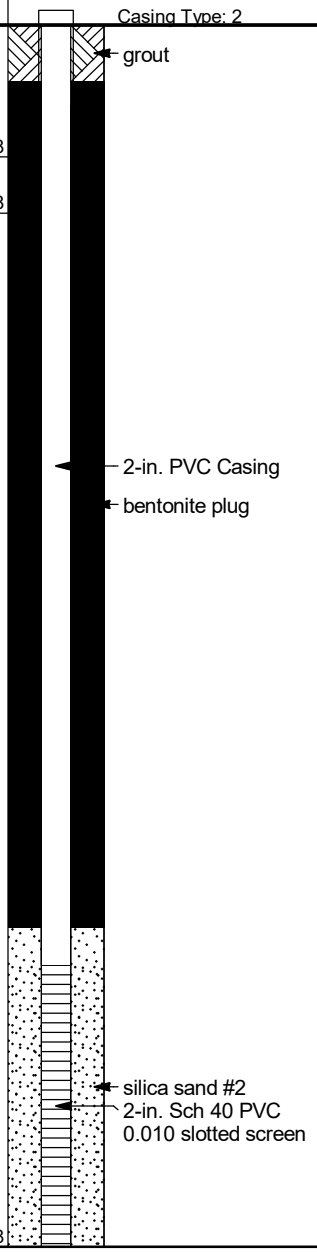

CPC_HUNTERSVILLE_BH_MW - GINT STD US LAB.GDT - 20/10/11 19:37 - P:\SHARE\GINT\BENTLEY\GINT\PROJECTS\CPC_HUNTERSVILLE.GPJ

BORING NUMBER MW-42

Apex

CLIENT Colonial Pipeline
PROJECT NAME 2020-L1-2248
PROJECT NUMBER CPC20126
PROJECT LOCATION Huntersville, NC
DATE STARTED 9/10/2020 **COMPLETED** 9/11/2020
GROUND ELEVATION 732.58 ft
DRILLING CONTRACTOR Walker-Hill Environmental
TOTAL DEPTH 51 ft
DRILLER Frank Harrington
GROUND WATER LEVELS:
LOGGED BY Kyle Zigler **BOREHOLE DIAMETER** 8 in.
▽ **DURING DRILLING** 33.00 ft / Elev 699.58 ft
METHOD Sonic
AFTER DRILLING ---

DEPTH (ft)	SAMPLE TYPE NUMBER	ENVIRONMENTAL DATA	GRAPHIC LOG	MATERIAL DESCRIPTION	COMMENTS	WELL DIAGRAM
0						Casing Type: 4
	SC 1	PID = 10.1 PID = 4.9 PID = 6.1 PID = 8		LEAN CLAY, SILTY CLAY, (CL-ML) red brown, saprolite, trace visible minerals	Drilled along ER Line 7 at 212 m	grout 4-in. Sch 40 PVC casing bentonite
10					roots in borehole	
	SC 2	PID = 42.3 PID = 24.5 PID = 3.6		12.5 LEAN CLAY, SILTY CLAY, (CL-ML) pale gray brown, saprolite, visible minerals 17.5		720.1 715.1
20				SILT, CLAYEY SILT, (ML) gray brown, trace sand, saprolite		
	SC 3	PID = 39.1 PID = 7.7 PID = 3.2 PID = 2.8			rock fragment in borehole	
30				30.0		702.6
	SC 4	PID = 0 PID = 1.2 PID = 0 PID = 0		SILT, CLAYEY SILT, (ML) gray, moist, saprolite ▽ 37.5		silica sand 20-40 4-in. Sch 40 PVC 0.010 slotted screen 695.1
40				SILT, CLAYEY SILT, (ML) gray, moist, trace sand, saprolite, quartz, mica		
	SC 5	PID = 0 PID = 1.5 PID = 0.4 PID = 0.4				
50						
	SC 6	PID = 1.1 PID = 0		51.0		681.6
				Bottom of borehole at 51.0 feet.		

CPC_HUNTERSVILLE_BH_MW - GINT STD US LAB.GDT - 20/10/11 19:37 - P:\SHARE\GINT\BENTLEY\GINT\PROJECTS\CPC_HUNTERSVILLE.GPJ

BORING NUMBER MW-43

Apex

CLIENT Colonial Pipeline
PROJECT NAME 2020-L1-2248
PROJECT NUMBER CPC20126
PROJECT LOCATION Huntersville, NC
DATE STARTED 8/30/2020 **COMPLETED** 8/30/2020
GROUND ELEVATION 726.58 ft
DRILLING CONTRACTOR Walker-Hill Environmental
TOTAL DEPTH 47 ft
DRILLER Frank Harrington
GROUND WATER LEVELS:
LOGGED BY Gavin Kitchens **BOREHOLE DIAMETER** 8 in.
▽ **DURING DRILLING** 38.00 ft / Elev 688.58 ft
METHOD Sonic
AFTER DRILLING ---

DEPTH (ft)	SAMPLE TYPE NUMBER	ENVIRONMENTAL DATA	GRAPHIC LOG	MATERIAL DESCRIPTION	COMMENTS	WELL DIAGRAM
0	SC 1	PID = 31.5 PID = 26.7		ELASTIC SILT WITH SAND, SILT, (ML) red 2.5YR 5/8, dry, non plastic, with sand, no odor, micaceous, dark inclusions		Casing Type: 4
		PID = 33.6		5.0 ELASTIC SILT WITH SAND, SILT, (ML) yellow red 5YR 4/6, dry, non plastic, with sand, no odor, saprolite, micaceous, dark inclusions		721.6 grout 4-in. Sch 40 PVC casing
10		PID = 46.9				bentonite
	SC 2	PID = 88		12.5 POORLY GRADED SAND WITH SILT, SAND, (SP-SM) brown 10YR 5/3, very fine to fine grained, dry, non plastic, some silt, no odor, saprolite, micaceous, phaneritic		714.1
		PID = 34.6				
20		PID = 42.4				
	SC 3	PID = 27.3				
		PID = 45.7				
		PID = 37.2		25.0 ELASTIC SILT WITH SAND, SILT, (ML) brown 10YR 5/3, dry, non plastic, with sand, no odor, saprolite, micaceous, phaneritic		701.6
		PID = 25.4				
30		PID = 23.4				silica sand 20-40 4-in. Sch 40 PVC 0.010 slotted screen
	SC 4	PID = 19.8				
		PID = 17.6				
		PID = 40.9			Soil sample RW-08 (35-37.5) at 13:00	
40		PID = 44		▽ ELASTIC SILT WITH SAND, SILT, (ML) brown 10YR 5/3, wet, non plastic, some sand, no odor, saprolite, micaceous, phaneritic		
	SC 5	PID = 29.1				
		PID = 39.4				
		PID = 17.6		47.0		679.6
				Bottom of borehole at 47.0 feet.		

CPC_HUNTERSVILLE_BH_MW - GINT STD US LAB.GDT - 20/10/11 19:37 - P:\SHARE\GINT\BENTLEY\GINT\PROJECTS\CPC_HUNTERSVILLE.GPJ

BORING NUMBER MW-44

Apex

CLIENT Colonial Pipeline
PROJECT NAME 2020-L1-2248
PROJECT NUMBER CPC20126
PROJECT LOCATION Huntersville, NC
DATE STARTED 9/11/2020 **COMPLETED** 9/11/2020
GROUND ELEVATION 724.13 ft
DRILLING CONTRACTOR Cascade
TOTAL DEPTH 32.5 ft
DRILLER Jimmy Hall
GROUND WATER LEVELS:
LOGGED BY Gordon O'Toole **BOREHOLE DIAMETER** 8 in.
DURING DRILLING ---
METHOD Sonic
AFTER DRILLING ---

DEPTH (ft)	SAMPLE TYPE NUMBER	ENVIRONMENTAL DATA	GRAPHIC LOG	MATERIAL DESCRIPTION	COMMENTS
0				LEAN CLAY, SILTY CLAY, (CL) orange brown	drilled along ER Line 6 at 136 m
	SC 1	PID = 26			
		PID = 14.7			
4.0				SILT, CLAYEY SILT, (ML) brown	
5		PID = 18.2			
	SC 2	PID = 30.8			
10		PID = 43.3			soil sample MW-44 (10-12.5) at 15:10
		PID = 36.5			
15		PID = 8.4			
18.0				SILT, CLAYEY SILT, (ML) gray	
		PID = 14.8			
20		PID = 15.1			
	SC 3	PID = 7.3			
25					
26.0		PID = 7.6		SILT, CLAYEY SILT, (ML) brown, saprolite	
	SC 4	PID = 6			
30					
32.5				Bottom of borehole at 32.5 feet.	

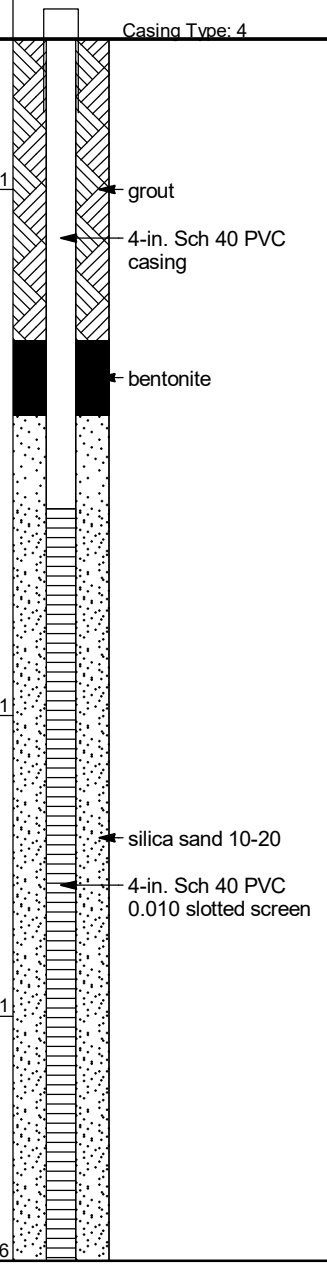

CPC_HUNTERSVILLE_BH_MW - GINT STD US LAB.GDT - 20/10/11 19:37 - P:\SHARE\GINT\BENTLEY\GINT\PROJECTS\CPC_HUNTERSVILLE.GPJ

BORING NUMBER MW-45

Apex

CLIENT Colonial Pipeline
PROJECT NAME 2020-L1-2248
PROJECT NUMBER CPC20126
PROJECT LOCATION Huntersville, NC
DATE STARTED 9/11/2020 **COMPLETED** 9/11/2020
GROUND ELEVATION 726.57 ft
DRILLING CONTRACTOR Walker-Hill Environmental
TOTAL DEPTH 50 ft
DRILLER Frank Harrington
GROUND WATER LEVELS:
LOGGED BY Kyle Zigler **BOREHOLE DIAMETER** 8 in.
▽ **DURING DRILLING** 30.00 ft / Elev 696.57 ft
METHOD Sonic
AFTER DRILLING ---

DEPTH (ft)	SAMPLE TYPE NUMBER	ENVIRONMENTAL DATA	GRAPHIC LOG	MATERIAL DESCRIPTION	COMMENTS	WELL DIAGRAM
0	SC 1	PID = 0.6		LEAN CLAY, SILTY CLAY, (CL-ML) red brown, saprolite	drilled along ER-15 at 94.5 m	Casing Type: 4
		PID = 0.7				grout
						4-in. Sch 40 PVC casing
		PID = 0.9				bentonite pellets 1/4-in.
10		PID = 7.4				
	SC 2	PID = 13.9		12.5 SILT, CLAYEY SILT, (ML) orange brown, saprolite, pyrite		714.1
		PID = 7.1				
		PID = 2.1		17.5 SILT, CLAYEY SILT, (ML) gray brown, saprolite, mica, pyrite		709.1
20		PID = 2.4				
	SC 3	PID = 1				
		PID = 1.2			soil sample MW-45 (25-27.5)	
		PID = 1.4		28.0		698.6
30		PID = 1		▽ SILT, CLAYEY SILT, (ML) gray brown, moist, saprolite		silica sand 10-20
						4-in. Sch 40 PVC 0.010 slotted screen
	SC 4	PID = 0.8				
		PID = 1.2		35.0		691.6
				SILT, CLAYEY SILT, (ML) gray, trace sand, trace gravel, saprolite		
		PID = 0.8				
40		PID = 0.9				
	SC 5	PID = 0.9		41.0 Highly weathered		685.6
		PID = 0.3		45.0		681.6
				SILT, CLAYEY SILT, (ML) trace sand, saprolite, mica		
		PID = 0.6				
50		PID = 0.6		50.0		676.6
				Bottom of borehole at 50.0 feet.		

CPC_HUNTERSVILLE_BH_MW - GINT STD US LAB.GDT - 20/10/11 19:37 - P:\SHARE\GINT\BENTLEY\GINT\PROJECTS\CPC_HUNTERSVILLE.GPJ

BORING NUMBER MW-46

Apex

CLIENT Colonial Pipeline
PROJECT NAME 2020-L1-2248
PROJECT NUMBER CPC20126
PROJECT LOCATION Huntersville, NC
DATE STARTED 9/12/2020 **COMPLETED** 9/12/2020
GROUND ELEVATION 723.53 ft
DRILLING CONTRACTOR Walker-Hill Environmental
TOTAL DEPTH 40 ft
DRILLER Frank Harrington
GROUND WATER LEVELS:
LOGGED BY Andrew Street **BOREHOLE DIAMETER** 8 in.
DURING DRILLING ---
METHOD Sonic
AFTER DRILLING ---

DEPTH (ft)	SAMPLE TYPE NUMBER	ENVIRONMENTAL DATA	GRAPHIC LOG	MATERIAL DESCRIPTION	COMMENTS
0		PID = 0		LEAN CLAY, SILTY CLAY, (CL-ML) red brown, moist, no odor	drilled along ER Line 15 at 58 m
		PID = 7.6			
5	SC 1				
		PID = 4.6			
				7.5	
		PID = 0		SILT, CLAYEY SILT, (ML) brown, moist, with sand, no odor, saprolite, micaceous	
10					
		PID = 0			
		PID = 0			
15	SC 2			15.0	
		PID = 0		ELASTIC SILT, SILT, (ML) gray, no odor, saprolite, micaceous	
		PID = 0			
20				20.0	
		PID = 0		ELASTIC SILT, SILT, (ML) dark gray, no odor, saprolite, micaceous	
		PID = 10.5			
25	SC 3				soil sample MW-46 (25-27.5)
		PID = 12.4			
		PID = 11.5			
30				30.0	
		PID = 4.2		ELASTIC SILT, SILT, (ML) dark gray, with sand, no odor, saprolite, micaceous	
		PID = 6.1			
35	SC 4				
		PID = 7.7			
		PID = 4.8			
40				40.0	
				Bottom of borehole at 40.0 feet.	

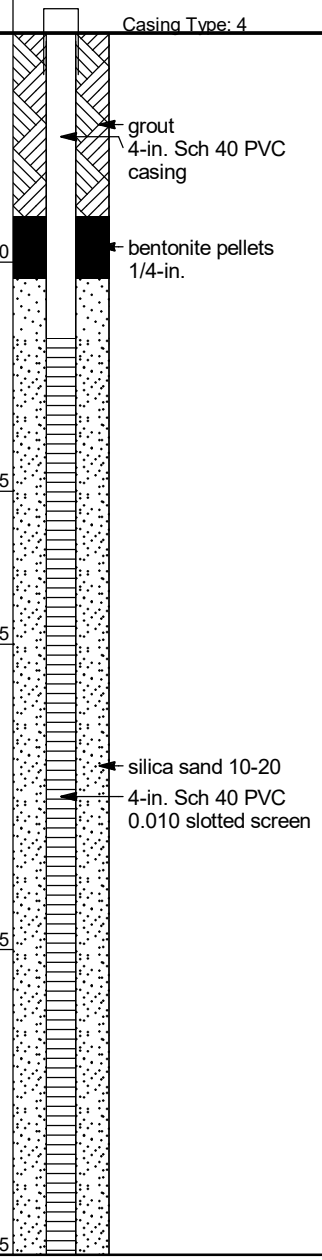

CPC_HUNTERSVILLE_BH_MW - GINT STD US LAB.GDT - 20/10/11 19:38 - P:\SHARE\GINT\BENTLEY\GINT\PROJECTS\CPC_HUNTERSVILLE.GPJ

BORING NUMBER MW-47

Apex

CLIENT Colonial Pipeline
PROJECT NAME 2020-L1-2248
PROJECT NUMBER CPC20126
PROJECT LOCATION Huntersville, NC
DATE STARTED 9/12/2020 **COMPLETED** 9/12/2020
GROUND ELEVATION 723.61 ft
DRILLING CONTRACTOR Walker-Hill Environmental
TOTAL DEPTH 27 ft
DRILLER Frank Harrington
GROUND WATER LEVELS:
LOGGED BY Andrew Street **BOREHOLE DIAMETER** 8 in.
DURING DRILLING ---
METHOD Sonic
AFTER DRILLING ---

DEPTH (ft)	SAMPLE TYPE NUMBER	ENVIRONMENTAL DATA	GRAPHIC LOG	MATERIAL DESCRIPTION	COMMENTS	WELL DIAGRAM
0						Casing Type: 4
		PID = 3.5		LEAN CLAY, SILTY CLAY, (CL-ML) red brown, moist, no odor	drilled along ER Line 15 at 40 m logging from auger cuttings	
		PID = 5.6				grout; 4-in. Sch 40 PVC casing
5				5.0		718.6
		PID = 5.9		SILT, CLAYEY SILT, (ML) red brown, dry, no odor		bentonite pellets 1/4-in.
		PID = 4.6				
10				10.0		713.6
		PID = 5.8		LEAN CLAY, SILTY CLAY, (CL-ML) brown, moist, no odor		
				12.5		711.1
		PID = 5.5		ELASTIC SILT, SILT, (ML) red brown, moist, no odor, micaceous		
15				15.0		708.6
		PID = 1.8		ELASTIC SILT WITH SAND, SILT, (ML) tan, moist, with sand, no odor, saprolite, micaceous		silica sand 10-20
		PID = 1.6				4-in. Sch 40 PVC 0.010 slotted screen
20						
		PID = 1.6				
		PID = 1.8				
25						
		PID = 2.2			soil sample MW-47 (25-27)	
				27.0		696.6
				Bottom of borehole at 27.0 feet.		

CPC_HUNTERSVILLE_BH_MW - GINT STD US LAB.GDT - 20/10/11 19:38 - P:\SHARE\GINT\BENTLEY\GINT\PROJECTS\CPC_HUNTERSVILLE.GPJ

BORING NUMBER MW-48

Apex

CLIENT Colonial Pipeline
PROJECT NAME 2020-L1-2248
PROJECT NUMBER CPC20126
PROJECT LOCATION Huntersville, NC
DATE STARTED 9/15/2020 **COMPLETED** 9/15/2020
GROUND ELEVATION 720.55 ft
DRILLING CONTRACTOR SM&E
TOTAL DEPTH 46 ft
DRILLER T. Whitehead / S. Gowan
GROUND WATER LEVELS:
LOGGED BY Kyle Zigler **BOREHOLE DIAMETER** 9.6 in.
▽ **DURING DRILLING** 25.00 ft / Elev 695.55 ft
METHOD Hollow Stem Auger 6.25"
▼ **AFTER DRILLING** 30.51 ft / Elev 690.04 ft

DEPTH (ft)	SAMPLE TYPE NUMBER	ENVIRONMENTAL DATA	GRAPHIC LOG	MATERIAL DESCRIPTION	COMMENTS	WELL DIAGRAM
0		PID = 46.2		LEAN CLAY, SILTY CLAY, (CL) red brown, roots	AECOM also logged boring	Casing Type: 4
		PID = 23		5.0		715.6 grout, 4-in. Sch 40 PVC casing
		PID = 10.4		SILT, CLAYEY SILT, (ML) gray brown		bentonite
10		PID = 13.4				
		PID = 13				
		PID = 13.8		15.0		705.6
		PID = 10.5		SILT, CLAYEY SILT, (ML) gray brown, moist		
		PID = 10.3				
20		PID = 11.2		22.5		698.1
		PID = 11.6		SILT, CLAYEY SILT, (ML) gray brown, moist, trace sand		#2 sand, 4-in. Sch 40 PVC 0.010 slotted screen
		PID = 6.1		▽		
		PID = 7.6		▼		
30		PID = 8.7				
		PID = 5.4				
		PID = 12.3				
		PID = 13.3				
40		PID = 14.9		43.0		677.6
				DIORITE, highly weathered, [Quartz Diorite]		
				46.0		674.6
				Bottom of borehole at 46.0 feet.		

CPC_HUNTERSVILLE_BH_MW - GINT STD US LAB.GDT - 20/10/11 19:38 - P:\SHARE\GINT\BENTLEY\GINT\PROJECTS\CPC_HUNTERSVILLE.GPJ

BORING NUMBER MW-49

Apex

CLIENT Colonial Pipeline
PROJECT NAME 2020-L1-2248
PROJECT NUMBER CPC20126
PROJECT LOCATION Huntersville, NC
DATE STARTED 9/15/2020 **COMPLETED** 9/16/2020
GROUND ELEVATION 724 ft
DRILLING CONTRACTOR SM&E / Cascade
TOTAL DEPTH 51 ft
DRILLER T. Whitehead / Jimmy Hall
GROUND WATER LEVELS:
LOGGED BY A. Wreschnig / Kyle Zigler **BOREHOLE DIAMETER** 8 in.
▽ **DURING DRILLING** 27.00 ft / Elev 697.00 ft
METHOD DPT / Sonic
AFTER DRILLING ---

DEPTH (ft)	SAMPLE TYPE NUMBER	ENVIRONMENTAL DATA	GRAPHIC LOG	MATERIAL DESCRIPTION	COMMENTS	WELL DIAGRAM
0				0.5 SANDY LEAN CLAY, SANDY CLAY, (CL) gray brown, dry, hard, with silt	DPT log provided by AECOM initially identified as BH-21	723.5 Casing Type: 4
	DPT 1	PID = 6.3		SILT, CLAYEY SILT, (ML) red brown, dry, hard		grout, 4-in. Sch 40 PVC casing
		PID = 4.2		5.0		719.0
	DPT 2	PID = 6.6		7.0 SILT, SILT, (ML) orange brown, dry, soft, with clay		717.0 bentonite
10		PID = 4.2		SILT, SILT, (ML) gray brown, dry, soft, with clay		
	DPT 3	PID = 7.5		13.5	soil sample BH-21 (12.5-15)	710.5
		PID = 12.5		SANDY ELASTIC SILT, SANDY SILT, (ML) brown gray, moist, soft, relict structure		
	DPT 4	PID = 8.2				
20		PID = 7				
	DPT 5	PID = 0.3				
		PID = 0.1				
		PID = 0.1		27.0 ▽ SILTY SAND, SILTY SAND, (SM) dark gray, fine grained, wet, medium dense	soil sample BH-21 (25-27.5)	697.0
30		PID = 0.1				silica sand 8-30, 4-in. Sch 40 PVC 0.010 slotted screen
	DPT 6	PID = 0.1				
	DPT 7	PID = 0.1			DPT boring terminated at 37 feet bgs	
		PID = 4.5		40.0		684.0
40	SC 8	PID = 9.7		SILTY SAND, SILTY SAND, (SM) pale brown, moist, saprolite, rock fragments		
		PID = 8.4		45.0		679.0
		PID = 14.2		DIORITE, highly weathered, gray brown, [Quartz Diorite]		
	SC 9	PID = 12.3				
50		PID = 7.3		51.0		673.0
				Bottom of borehole at 51.0 feet.		

CPC_HUNTERSVILLE_BH_MW - GINT STD US LAB.GDT - 20/10/11 19:38 - P:\SHARE\GINT\BENTLEY\GINT\PROJECTS\CPC_HUNTERSVILLE.GPJ

BORING NUMBER MW-50

Apex

CLIENT Colonial Pipeline
PROJECT NAME 2020-L1-2248
PROJECT NUMBER CPC20126
PROJECT LOCATION Huntersville, NC
DATE STARTED 9/15/2020 **COMPLETED** 9/16/2020
GROUND ELEVATION 727.39 ft
DRILLING CONTRACTOR SM&E / Cascade
TOTAL DEPTH 53 ft
DRILLER T. Whitehead / Jimmy Hall
GROUND WATER LEVELS:
LOGGED BY A. Wreschnig / Kyle Zigler **BOREHOLE DIAMETER** 8 in.
DURING DRILLING ---
METHOD DPT / Sonic
AFTER DRILLING ---

DEPTH (ft)	SAMPLE TYPE NUMBER	ENVIRONMENTAL DATA	GRAPHIC LOG	MATERIAL DESCRIPTION	COMMENTS
0	DPT 1	PID = 6.3		SILT, CLAYEY SILT, (ML) orange brown, dry, hard	DPT log provided by AECOM initially identified as BH-22
		PID = 4.2			
5.0					
6.0				SILT, SILT, (ML) orange brown, dry, soft	
	DPT 2	PID = 6.6		SILT, SILT, (ML) gray, dry, soft	
10		PID = 4.2			
	DPT 3	PID = 7.5			
		PID = 12.5			
	DPT 4	PID = 8.2			
18.0					
20		PID = 7		SANDY ELASTIC SILT, SANDY SILT, (ML) gray, moist, soft	soil sample BH-22 (17.5-20)
	DPT 5	PID = 0.3			
		PID = 0.1			
		PID = 0.1			soil sample BH-22 (25-27.5)
28.0					
30		PID = 0.1		SILTY SAND, SILTY SAND, (SM) gray, wet, medium dense, relict structure	
	DPT 6	PID = 0.1			
		PID = 0.1			
	DPT 7				
40	DPT 8				
	SC 9	PID = 10.6			
		PID = 10.3			
47.5					
50		PID = 14.4		SANDY ELASTIC SILT, SANDY SILT, (ML) dark gray, quartz, mica	
		PID = 11			
53.0					

Bottom of borehole at 53.0 feet.

WELL DIAGRAM

Casing Type: 4

- 722.4 / 721.4: grout; 4-in. Sch 40 PVC casing
- bentonite
- 709.4
- 699.4: silica sand 8-30; 4-in. Sch 40 PVC 0.010 slotted screen
- 679.9
- 674.4

CPC_HUNTERSVILLE_BH_MW - GINT STD US LAB.GDT - 20/10/11 19:38 - P:\SHARE\GINT\BENTLEY\GINT\PROJECTS\CPC_HUNTERSVILLE.GPJ

BORING NUMBER MW-51

Apex

CLIENT Colonial Pipeline
PROJECT NAME 2020-L1-2248
PROJECT NUMBER CPC20126
PROJECT LOCATION Huntersville, NC
DATE STARTED 9/18/2020 **COMPLETED** 9/18/2020
GROUND ELEVATION 728.15 ft
DRILLING CONTRACTOR Cascade
TOTAL DEPTH 45 ft
DRILLER Jimmy Hall
GROUND WATER LEVELS:
LOGGED BY Kyle Zigler **BOREHOLE DIAMETER** 8 in.
▽ **DURING DRILLING** 30.00 ft / Elev 698.15 ft
METHOD Sonic
AFTER DRILLING ---

DEPTH (ft)	SAMPLE TYPE NUMBER	ENVIRONMENTAL DATA	GRAPHIC LOG	MATERIAL DESCRIPTION	COMMENTS	WELL DIAGRAM
0				Saprolite		Casing Type: 4
	SC 1			2.5 LEAN CLAY, SILTY CLAY, (CL) red brown, saprolite		725.7
				7.5 SILT, CLAYEY SILT, (ML) red brown, moist, saprolite		720.7 grout, 4-in. Sch 40 PVC casing
10		PID = 0				
	SC 2	PID = 5.6		12.5 SILT, CLAYEY SILT, (ML) brown, dry, saprolite		715.7 bentonite
		PID = 1.6				
		PID = 1.3		17.5 SILT WITH SAND, CLAYEY SILT, (ML) pale brown, dry, with sand, saprolite		710.7
		PID = 1.8		20.0 SILT, CLAYEY SILT, (ML) gray, dry, trace sand, saprolite		708.2
20	SC 3	PID = 2.1				
		PID = 2				
		PID = 1.8			soil sample MW-51 (25-27.5)	
		PID = 4.6				
30				30.0 ▽		698.2 silica sand 8-30, 4-in. Sch 40 PVC 0.010 slotted screen
	SC 4	PID = 3		SILT, CLAYEY SILT, (ML) gray, wet, trace sand, saprolite		
		PID = 2.4				
		PID = 5.4				
		PID = 8.1				
40				40.0		688.2
	SC 5	PID = 3.5		SILTY SAND, SILTY SAND, (SM) dark brown, very fine to fine grained, dry, saprolite		
		PID = 2.4		44.0		684.2
				45.0 DIORITE, highly weathered, [Quartz Diorite]		683.2
				Bottom of borehole at 45.0 feet.		

CPC_HUNTERSVILLE_BH_MW - GINT STD US LAB.GDT - 20/10/11 19:38 - P:\SHARE\GINT\BENTLEY\GINT\PROJECTS\CPC_HUNTERSVILLE.GPJ

BORING NUMBER MW-52

Apex

CLIENT Colonial Pipeline
PROJECT NAME 2020-L1-2248
PROJECT NUMBER CPC20126
PROJECT LOCATION Huntersville, NC
DATE STARTED 9/23/2020 **COMPLETED** 9/23/2020
GROUND ELEVATION 719.97 ft
DRILLING CONTRACTOR HD Drilling
TOTAL DEPTH 54 ft
DRILLER Frank Harrington
GROUND WATER LEVELS:
LOGGED BY Kyle Zigler **BOREHOLE DIAMETER** 8 in.
▽ **DURING DRILLING** 29.00 ft / Elev 690.97 ft
METHOD Sonic
AFTER DRILLING ---

DEPTH (ft)	SAMPLE TYPE NUMBER	ENVIRONMENTAL DATA	GRAPHIC LOG	MATERIAL DESCRIPTION	COMMENTS
0		PID = 1.4		LEAN CLAY, SILTY CLAY, (CL) red brown, moist, saprolite	drilled along ER Line 14 at 80 m
2.5		PID = 0		SILT, CLAYEY SILT, (ML) red brown, dry, saprolite	
		PID = 0			
		PID = 0			
10		PID = 0.3			
12.5		PID = 0		SILT, CLAYEY SILT, (ML) red brown, dry, saprolite, rock fragements at 18-19 feet	
		PID = 0			
		PID = 0			
20		PID = 0			
20.0		PID = 0		SILT, CLAYEY SILT, (ML) gray, moist, saprolite, micaceous	
		PID = 0			
		PID = 0			
		PID = 0		▽	
30		PID = 0			
32.5		PID = 0		SILT, CLAYEY SILT, (ML) gray, wet, trace sand, saprolite, micaceous	
		PID = 0			
37.5		PID = 0		SANDY ELASTIC SILT, SANDY SILT, (ML) gray, wet, trace clay, saprolite, micaceous	
40		PID = 1.6			
42.5		PID = 6.1		SANDY ELASTIC SILT, SANDY SILT, (ML) gray, wet, saprolite, micaceous	
		PID = 9.1			
50		PID = 8.6			
52.0					
54.0				DIORITE, [Quartz Diorite]	
				Bottom of borehole at 54.0 feet.	

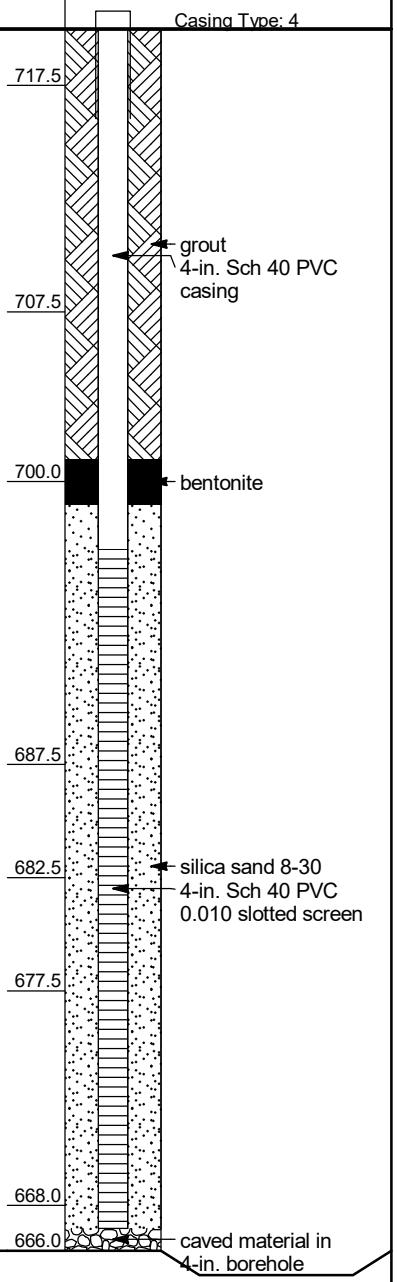

CPC_HUNTERSVILLE_BH_MW - GINT STD US LAB.GDT - 20/10/11 19:38 - P:\SHARE\GINT\BENTLEY\GINT\PROJECTS\CPC_HUNTERSVILLE.GPJ

BORING NUMBER MW-53

Apex

CLIENT Colonial Pipeline
PROJECT NAME 2020-L1-2248
PROJECT NUMBER CPC20126
PROJECT LOCATION Huntersville, NC
DATE STARTED 9/28/2020 **COMPLETED** 9/28/2020
GROUND ELEVATION 704.5 ft
DRILLING CONTRACTOR HD Drilling
TOTAL DEPTH 60 ft
DRILLER Frank Harrington
GROUND WATER LEVELS:
LOGGED BY Tommy Fisher **BOREHOLE DIAMETER** 8 in.
DURING DRILLING ---
METHOD Sonic
AFTER DRILLING ---

DEPTH (ft)	SAMPLE TYPE NUMBER	ENVIRONMENTAL DATA	GRAPHIC LOG	MATERIAL DESCRIPTION	COMMENTS	WELL DIAGRAM
0				no stratigraphic logging		Casing Type: 4
60				60.0 Bottom of borehole at 60.0 feet.		644.5

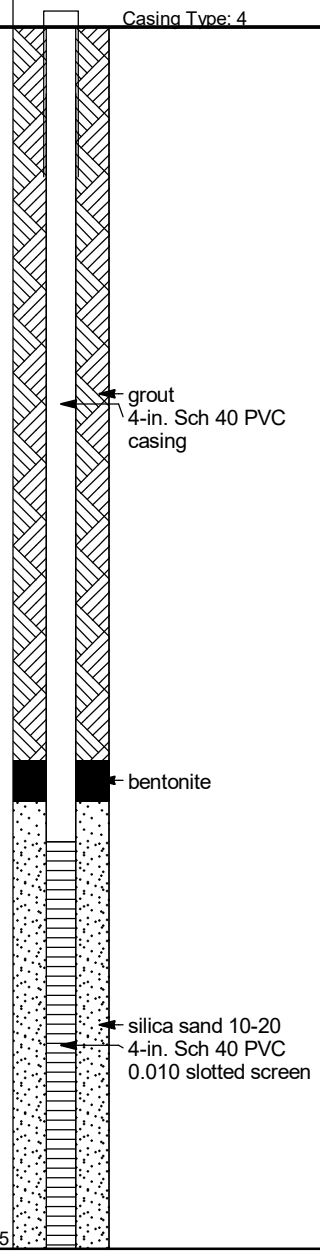

CPC_HUNTERSVILLE_BH_MW - GINT STD US LAB.GDT - 20/10/11 19:38 - P:\SHARE\GINT\BENTLEY\GINT\PROJECTS\CPC_HUNTERSVILLE.GPJ

BORING NUMBER MW-54

Apex

CLIENT Colonial Pipeline
PROJECT NAME 2020-L1-2248
PROJECT NUMBER CPC20126
PROJECT LOCATION Huntersville, NC
DATE STARTED 9/28/2020 **COMPLETED** 9/28/2020
GROUND ELEVATION 704.72 ft
DRILLING CONTRACTOR HD Drilling
TOTAL DEPTH 60 ft
DRILLER Frank Harrington
GROUND WATER LEVELS:
LOGGED BY Tommy Fisher **BOREHOLE DIAMETER** 8 in.
DURING DRILLING ---
METHOD Sonic
AFTER DRILLING ---

DEPTH (ft)	SAMPLE TYPE NUMBER	ENVIRONMENTAL DATA	GRAPHIC LOG	MATERIAL DESCRIPTION	COMMENTS	WELL DIAGRAM
0	SC 1	PID = 6.9 PID = 7.1 PID = 5.2 PID = 5.4		1.5 LEAN CLAY, SILTY CLAY, (CL) brown, moist, organics 4.0 SILT, CLAYEY SILT, (ML) light brown, moist SANDY ELASTIC SILT, SANDY SILT, (ML) tan, saprolite, micaceous		703.2 700.7 Casing Type: 4 grout 4-in. Sch 40 PVC casing
10	SC 2	PID = 5.2 PID = 3.4 PID = 3.1		10.0 SANDY ELASTIC SILT, SANDY SILT, (ML) tan, saprolite, micaceous	soil sample MW-54 (15-17.5)	694.7 bentonite
20	SC 3	PID = 3		18.0 SANDY ELASTIC SILT, SANDY SILT, (ML) tan, moist, trace clay, saprolite, micaceous		686.7
30	SC 4					silica sand 10-20 4-in. Sch 40 PVC 0.010 slotted screen
40	SC 5			40.0		664.7
50	SC 6					
60				60.0		644.7

Bottom of borehole at 60.0 feet.

CPC_HUNTERSVILLE_BH_MW - GINT STD US LAB.GDT - 20/10/11 19:39 - P:\SHARE\GINT\BENTLEY\GINT\PROJECTS\CPC_HUNTERSVILLE.GPJ

BORING NUMBER MW-55

Apex

CLIENT Colonial Pipeline
PROJECT NAME 2020-L1-2248
PROJECT NUMBER CPC20126
PROJECT LOCATION Huntersville, NC
DATE STARTED 9/29/2020 **COMPLETED** 9/29/2020
GROUND ELEVATION 742.89 ft
DRILLING CONTRACTOR HD Drilling
TOTAL DEPTH 67 ft
DRILLER Frank Harrington
GROUND WATER LEVELS:
LOGGED BY John Strecker **BOREHOLE DIAMETER** 8 in.
DURING DRILLING ---
METHOD Sonic
AFTER DRILLING ---

DEPTH (ft)	SAMPLE TYPE NUMBER	ENVIRONMENTAL DATA	GRAPHIC LOG	MATERIAL DESCRIPTION	COMMENTS
0				SILT, SILT, (ML) red, dry, saprolite	
10	SC 1			10.0 SILT, SILT, (ML) tan, dry, saprolite	
20	SC 2	PID = 0.1		20.0 SILT, SILT, (ML) tan, moist, saprolite	
30	SC 3	PID = 0.1		30.0 SILT, SILT, (ML) gray, very stiff, saprolite	
40	SC 4	PID = 7.2			
	SC 5	PID = 8.37		43.0 SILTY SAND, SILTY SAND, (SM) brown, dry, no odor, saprolite	
50		PID = 0.1			
	SC 6	PID = 7		55.0	soil sample
				57.0 SILT, SILT, (ML) tan, saprolite	
		PID = 27.8		58.0	
		PID = 32.6		SILT WITH SAND, SILT, (ML) brown, with sand, saprolite	soil sample
60				61.0	
	SC 7	PID = 84.6		SANDY ELASTIC SILT, SANDY SILT, (ML) brown, saprolite	
				SILT, SILT, (ML) gray, saprolite	
				67.0	

Bottom of borehole at 67.0 feet.

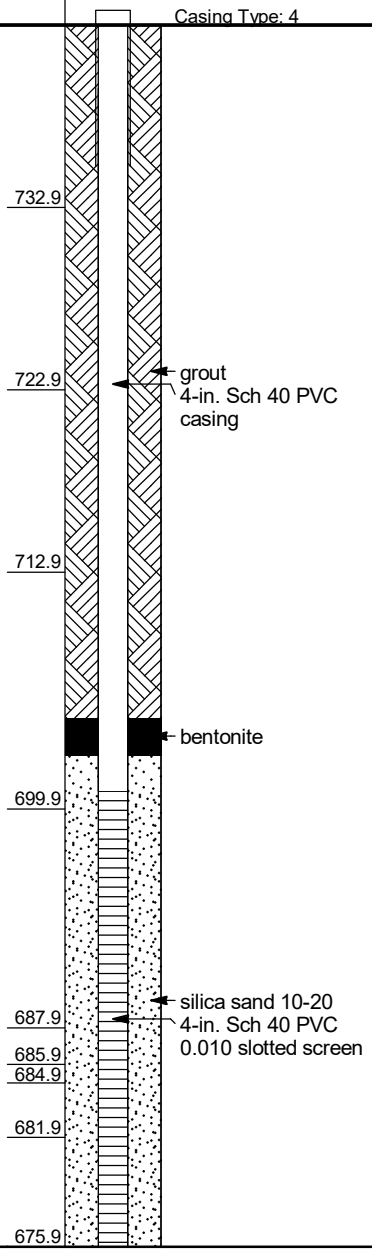

CPC_HUNTERSVILLE_BH_MW - GINT STD US LAB.GDT - 20/10/11 19:39 - P:\SHARE\GINT\BENTLEY\GINT\PROJECTS\CPC_HUNTERSVILLE.GPJ

BORING NUMBER MW-56

Apex

CLIENT Colonial Pipeline
PROJECT NAME 2020-L1-2248
PROJECT NUMBER CPC20126
PROJECT LOCATION Huntersville, NC
DATE STARTED 9/30/2020 **COMPLETED** 9/30/2020
GROUND ELEVATION 678.27 ft
DRILLING CONTRACTOR HD Drilling
TOTAL DEPTH 40 ft
DRILLER Frank Harrington
GROUND WATER LEVELS:
LOGGED BY Tommy Fisher **BOREHOLE DIAMETER** 8 in.
DURING DRILLING ---
METHOD Sonic
AFTER DRILLING ---

DEPTH (ft)	SAMPLE TYPE NUMBER	ENVIRONMENTAL DATA	GRAPHIC LOG	MATERIAL DESCRIPTION	COMMENTS	WELL DIAGRAM
0						Casing Type: 4
		PID = 18.8		1.0 LEAN CLAY, SILTY CLAY, (CL) brown, moist, low plasticity	677.3	
		PID = 4.2		SILT, CLAYEY SILT, (ML) brown, moist, saprolite, micaceous		grout 4-in. Sch 40 PVC casing
5						
		PID = 7.5				bentonite
		PID = 5.7		9.0	669.3	
10				10.0 SILTY SAND, SILTY SAND, (SM) light gray, very fine to fine grained, moist, trace clay, saprolite, micaceous	668.3	
		PID = 4.7		12.0 SILT, CLAYEY SILT, (ML) brown, moist, saprolite, micaceous	666.3	
		PID = 4.4		SANDY ELASTIC SILT, SANDY SILT, (ML) gray, very fine to fine grained, saprolite		
15						
		PID = 2.5				
		PID = 3.3				
20						
		PID = 1.3		23.0	655.3	
				23.5 SILT, SILT, (ML) dark gray, moist, low plasticity, saprolite	654.8	silica sand 10-20
		PID = 5.4		25.0	653.3	
25				SILT, CLAYEY SILT, (ML) brown, moist, saprolite		4-in. Sch 40 PVC 0.010 slotted screen
		PID = 4.5		POORLY GRADED SAND, SAND, (SP) gray, very fine to fine grained, with clay, saprolite		
		PID = 4.5				
30						
35						
40				40.0	638.3	

Bottom of borehole at 40.0 feet.

CPC_HUNTERSVILLE_BH_MW - GINT STD US LAB.GDT - 20/10/11 19:39 - P:\SHARE\GINT\BENTLEY\GINT\PROJECTS\CPC_HUNTERSVILLE.GPJ

BORING NUMBER MW-57

Apex

CLIENT Colonial Pipeline
PROJECT NAME 2020-L1-2248
PROJECT NUMBER CPC20126
PROJECT LOCATION Huntersville, NC
DATE/TIME STARTED 9/30/2020 **COMPLETED** 10/1/2020
GROUND ELEVATION 683.94 ft **TOP OF CASING** 687.07 ft
DRILLING CONTRACTOR HD Drilling
EQUIPMENT
DRILLER Frank Harrington
GROUND WATER LEVELS AND TIME:
LOGGED BY Tommy Fisher **BOREHOLE DIAMETER** 8 in.
DURING DRILLING ---
METHOD Sonic
AFTER DRILLING ---

DEPTH (ft)	SAMPLE TYPE NUMBER	ENVIRONMENTAL DATA	GRAPHIC LOG	MATERIAL DESCRIPTION	COMMENTS	WELL DIAGRAM
0	SC 1	PID = 1		LEAN CLAY, SILTY CLAY, (CL) brown, moist, roots		Casing Type: 4
		PID = 0.1		3.0 SILT, CLAYEY SILT, (ML) brown, saprolite, micaceous		680.9 grout, 4-in. Sch 40 PVC casing
		PID = 2.3				bentonite
10		PID = 2.7		10.0		673.9
	SC 2	PID = 0.1		SANDY ELASTIC SILT, SANDY SILT, (ML) gray, saprolite, micaceous	soil sample MW-57 @ 12	
		PID = 0.1				
		PID = 0.1				
20		PID = 1.9				
	SC 3	PID = 0.1				
		PID = 0.1				
		PID = 0.7				silica sand 10-20, 4-in. Sch 40 PVC 0.010 slotted screen
30		PID = 1.4				
	SC 4	PID = 0.3				
		PID = 0.4				
		PID = 0.2				
40		PID = 0.4				
	SC 5	PID = 0.4				
		PID = 0.3		45.0		638.9
				Bottom of borehole at 45.0 feet.		

CPC_HUNTERSVILLE_BH_MW - GINT STD US LAB.GDT - 20/10/30 14:12 - P:\SHARE\GINT\BENTLEY\GINT\PROJECTS\CPC_HUNTERSVILLE.GPJ

BORING NUMBER MW-58

Apex

CLIENT Colonial Pipeline
PROJECT NAME 2020-L1-2248
PROJECT NUMBER CPC20126
PROJECT LOCATION Huntersville, NC
DATE STARTED 10/2/2020 **COMPLETED** 10/2/2020
GROUND ELEVATION 714.25 ft
DRILLING CONTRACTOR HD Drilling
TOTAL DEPTH 50 ft
DRILLER Frank Harrington
GROUND WATER LEVELS:
LOGGED BY Tommy Fisher **BOREHOLE DIAMETER** 8 in.
DURING DRILLING ---
METHOD Sonic
AFTER DRILLING ---

DEPTH (ft)	SAMPLE TYPE NUMBER	ENVIRONMENTAL DATA	GRAPHIC LOG	MATERIAL DESCRIPTION	COMMENTS	WELL DIAGRAM
0						Casing Type: 4
	SC 1	PID = 4.9		1.0 LEAN CLAY, CLAY, (CL) dark red brown		713.3
		PID = 18		LEAN CLAY, CLAY, (CL) red brown, very stiff, micaceous		
		PID = 12				
10		PID = 23		9.0		705.3 grout, 4-in. Sch 40 PVC casing
	SC 2	PID = 14		SANDY ELASTIC SILT, SANDY SILT, (ML) tan, micaceous		
		PID = 18				
		PID = 13		17.0		697.3 bentonite
20		PID = 15		SANDY ELASTIC SILT, SANDY SILT, (ML) gray, micaceous		
	SC 3	PID = 3				
		PID = 4				
		PID = 2.7				
30		PID = 3.5			soil sample MW-58 (30)	
	SC 4	PID = 5				
		PID = 5.6				silica sand 10-20, 4-in. Sch 40 PVC 0.010 slotted screen
		PID = 4.1				
40		PID = 3.2				
				42.0		672.3
	SC 5			POORLY GRADED SAND, SAND, (SP) gray, very fine to fine grained, saturated		
				44.0		670.3
		PID = 1.3		SANDY ELASTIC SILT, SANDY SILT, (ML) with clay		
50		PID = 0.3		50.0		664.3 caved material
				Bottom of borehole at 50.0 feet.		

CPC_HUNTERSVILLE_BH_MW - GINT STD US LAB.GDT - 20/10/11 19:39 - P:\SHARE\GINT\BENTLEY\GINT\PROJECTS\CPC_HUNTERSVILLE.GPJ

BORING NUMBER MW-59

Apex

CLIENT Colonial Pipeline
PROJECT NAME 2020-L1-2248
PROJECT NUMBER CPC20126
PROJECT LOCATION Huntersville, NC
DATE STARTED 10/2/2020 **COMPLETED** 10/3/2020
GROUND ELEVATION 716.45 ft
DRILLING CONTRACTOR HD Drilling
TOTAL DEPTH 50 ft
DRILLER Frank Harrington
GROUND WATER LEVELS:
LOGGED BY Tommy Fisher **BOREHOLE DIAMETER** 8 in.
DURING DRILLING ---
METHOD Sonic
AFTER DRILLING ---

DEPTH (ft)	SAMPLE TYPE NUMBER	ENVIRONMENTAL DATA	GRAPHIC LOG	MATERIAL DESCRIPTION	COMMENTS
0	SC 1	PID = 2.4		CLAY, CLAY, (CL) red brown, micaceous	
		PID = 0.3			
		PID = 0.8			
10		PID = 1.4			
		PID = 1.7		12.0	
	SC 2	PID = 0.8		SILT, CLAYEY SILT, (ML) red brown, micaceous	
		PID = 0.8		15.0 SANDY ELASTIC SILT, SANDY SILT, (ML) tan, trace clay	
20		PID = 1.7			
		PID = 0.7		23.0	
	SC 3	PID = 2.8		SANDY ELASTIC SILT, SANDY SILT, (ML) tan, trace clay, saprolite	
		PID = 2.8			
30		PID = 3.5			soil sample MW-59 (30)
		PID = 2.6			
	SC 4	PID = 6		35.0	
		PID = 0.5		POORLY GRADED SAND, SAND, (SP) gray, very fine to fine grained, saprolite	
40		PID = 2.1			
		PID = 1.4			
	SC 5	PID = 1.6			
		PID = 1.6			
50		PID = 2.9		50.0	

Bottom of borehole at 50.0 feet.

WELL DIAGRAM

Casing Type: 4

- grout
- 4-in. Sch 40 PVC casing
- 704.5
- 701.5
- bentonite
- 693.5
- 681.5
- silica sand 10-20
- 4-in. Sch 40 PVC 0.010 slotted screen
- 666.5

CPC_HUNTERSVILLE_BH_MW - GINT STD US LAB.GDT - 20/10/11 19:39 - P:\SHARE\GINT\BENTLEY\GINT\PROJECTS\CPC_HUNTERSVILLE.GPJ

BORING NUMBER MW-60

Apex

CLIENT Colonial Pipeline
PROJECT NAME 2020-L1-2248
PROJECT NUMBER CPC20126
PROJECT LOCATION Huntersville, NC
DATE STARTED 10/3/2020 **COMPLETED** 10/4/2020
GROUND ELEVATION 723.81 ft
DRILLING CONTRACTOR HD Drilling
TOTAL DEPTH 44 ft
DRILLER Frank Harrington
GROUND WATER LEVELS:
LOGGED BY Tommy Fisher **BOREHOLE DIAMETER** 8 in.
DURING DRILLING ---
METHOD Sonic
AFTER DRILLING ---

DEPTH (ft)	SAMPLE TYPE NUMBER	ENVIRONMENTAL DATA	GRAPHIC LOG	MATERIAL DESCRIPTION	COMMENTS	WELL DIAGRAM
0		PID = 2		LEAN CLAY, CLAY, (CL) red brown, moist	drilled along ER Line 6 at 172 m	Casing Type: 4
		PID = 3		3.0		720.8
5	SC 1			SILT, CLAYEY SILT, (ML) brown, low plasticity, micaceous		
		PID = 1.4				
10		PID = 3.6		11.0		712.8 grout, 4-in. Sch 40 PVC casing
		PID = 12.1		SANDY ELASTIC SILT, SANDY SILT, (ML) gray, very fine to fine grained, saprolite		
15	SC 2	PID = 19.5				
		PID = 1				
20		PID = 26				bentonite
		PID = 30		23.0		700.8
25	SC 3	PID = 43		POORLY GRADED SAND, SAND, (SP) tan, very fine to fine grained, very loose, saprolite	soil sample MW-60 (25-27.5)	
		PID = 42		27.0		696.8
30		PID = 58		SANDY ELASTIC SILT, SANDY SILT, (ML) gray, very fine to fine grained, saprolite		
		PID = 7				
35	SC 4	PID = 60				silica sand 10-20, 4-in. Sch 40 PVC 0.010 slotted screen
		PID = 16				
40		PID = 48				
	SC 5					
		PID = 43		44.0		679.8
				Bottom of borehole at 44.0 feet.		

CPC_HUNTERSVILLE_BH_MW - GINT STD US LAB.GDT - 20/10/11 19:39 - P:\SHARE\GINT\BENTLEY\GINT\PROJECTS\CPC_HUNTERSVILLE.GPJ

BORING NUMBER RW-01

Apex

CLIENT Colonial Pipeline
PROJECT NAME 2020-L1-2248
PROJECT NUMBER CPC20126
PROJECT LOCATION Huntersville, NC
DATE STARTED 8/23/2020 **COMPLETED** 8/26/2020
GROUND ELEVATION 731.44 ft
DRILLING CONTRACTOR SM&E / Walker-Hill Environmental
TOTAL DEPTH 35 ft
DRILLER T. Whitehead / Frank Harrington
GROUND WATER LEVELS:
LOGGED BY B. Weiserbs **BOREHOLE DIAMETER** 8 in.
DURING DRILLING ---
METHOD DPT / Sonic
AFTER DRILLING ---

DEPTH (ft)	SAMPLE TYPE NUMBER	ENVIRONMENTAL DATA	GRAPHIC LOG	MATERIAL DESCRIPTION	COMMENTS
0					
5	DPT 1	PID = 0.7 PID = 3.4 PID = 4.6 PID = 2.7 PID = 2.1		SANDY LEAN CLAY, SANDY CLAY, (CL) red brown, dry, low plasticity, no odor, slightly micaceous	drilled initially using DPT for strat logs and subsequently drilled with Sonic
10	DPT 2	PID = 2.6 PID = 4.6 PID = 0.5 PID = 1.5 PID = 2 PID = 3.3		7.0 SILTY SAND, SILTY SAND, (SM) red brown, dry, no odor, slightly micaceous	
15	DPT 3				
20	DPT 4				
25	DPT 5			25.0 SILTY SAND, SILTY SAND, (SM) dark gray, moist, hydrocarbon odor, saprolite, slightly micaceous, diorite structure	LNAPL at 26 feet bgs
30					
35	DPT 6			33.0	DPT boring terminated at 33 feet bgs
				Bottom of borehole at 35.0 feet.	

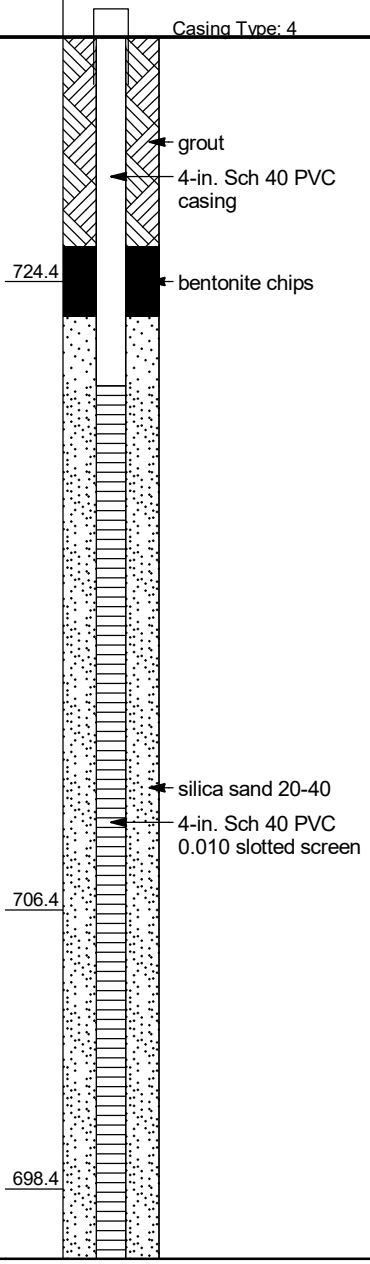

CPC_HUNTERSVILLE_BH_MW - GINT STD US LAB.GDT - 20/10/11 19:40 - P:\SHARE\GINT\BENTLEY\GINT\PROJECTS\CPC_HUNTERSVILLE.GPJ

BORING NUMBER RW-02

Apex

CLIENT Colonial Pipeline
PROJECT NAME 2020-L1-2248
PROJECT NUMBER CPC20126
PROJECT LOCATION Huntersville, NC
DATE STARTED 8/16/2020 **COMPLETED** 8/26/2020
GROUND ELEVATION 730.41 ft
DRILLING CONTRACTOR SM&E / Walker-Hill Environmental
TOTAL DEPTH 40 ft
DRILLER T. Whitehead / Frank Harrington
GROUND WATER LEVELS:
LOGGED BY Andrew Street / B. Weiser **BOREHOLE DIAMETER** 8 in.
▽ **DURING DRILLING** 33.00 ft / Elev 697.41 ft DTP 25.7 feet bgs
METHOD Hand Auger / DPT / Sonic
AFTER DRILLING ---

DEPTH (ft)	SAMPLE TYPE NUMBER	ENVIRONMENTAL DATA	GRAPHIC LOG	MATERIAL DESCRIPTION	COMMENTS	WELL DIAGRAM
0						Casing Type: 4
				LEAN CLAY, SILTY CLAY, (CL) brown	initially identified as SB-08 DPT log provided by AECOM	grout
5						4-in. Sch 40 PVC casing
				7.0		723.4 bentonite chips
				CLAYEY SAND, CLAYEY SAND, (SC) gray, very fine to fine grained, with silt, saprolite		721.4
10				9.0		
15						
20						
				21.0		709.4
	DPT 1	PID = 84.1		SANDY LEAN CLAY, SANDY CLAY, (CL) light brown, fine grained, dry, low plasticity, hydrocarbon odor, slightly micaceous		silica sand 20-40
25		PID = 512.7		25.0		705.4 4-in. Sch 40 PVC 0.010 slotted screen
		PID = 256.5		SILTY SAND, SILTY SAND, (SM) dark gray, fine grained, moist, hydrocarbon odor, slightly micaceous	LNAPL present	
30		PID = 248.3				
	DPT 2	PID = 240		▽		
35		PID = 432.8		35.0		695.4
					DPT boring terminated at 35 feet bgs	
40						
				Bottom of borehole at 40.0 feet.		

CPC_HUNTERSVILLE_BH_MW - GINT STD US LAB.GDT - 20/10/11 19:40 - P:\SHARE\GINT\BENTLEY\GINT\PROJECTS\CPC_HUNTERSVILLE.GPJ

BORING NUMBER RW-03

Apex

CLIENT Colonial Pipeline
PROJECT NAME 2020-L1-2248
PROJECT NUMBER CPC20126
PROJECT LOCATION Huntersville, NC
DATE STARTED _____ **COMPLETED** 8/27/2020
GROUND ELEVATION 728.4 ft
DRILLING CONTRACTOR SM&E / Walker-Hill Environmental
TOTAL DEPTH 37 ft
DRILLER T. Whitehead / Frank Harrington
GROUND WATER LEVELS:
LOGGED BY B. Weiserbs / Kyle Zigler **BOREHOLE DIAMETER** 8 in.
▽ **DURING DRILLING** 33.00 ft / Elev 695.40 ft DTP 32.65 feet bgs
METHOD Hand Auger / DPT / Sonic
AFTER DRILLING ---

DEPTH (ft)	SAMPLE TYPE NUMBER	ENVIRONMENTAL DATA	GRAPHIC LOG	MATERIAL DESCRIPTION	COMMENTS	WELL DIAGRAM
0					DPT log provided by AECOM initially identified as SB-80	Casing Type: 4
5						grout 4-in. Sch 40 PVC casing
10						bentonite
15						
20						
25	DPT 1	PID = 17.3 PID = 16.9 PID = 1.3		SANDY LEAN CLAY, SANDY CLAY, (CL) dark brown, fine grained, moist, low plasticity, hydrocarbon odor		silica sand 20-40 4-in. Sch 40 PVC 0.010 slotted screen
				26.0		702.4
30		PID = 2.6 PID = 36.6		SILTY SAND, SILTY SAND, (SM) dark brown, fine grained, moist, saprolite, diorite structure, slightly micaceous		
35	DPT 2	PID = 25.6 PID = 1400		▽		
	DPT 3					caved material in 2" borehole
		PID = 11.2		37.0 Bottom of borehole at 37.0 feet.		691.4

CPC_HUNTERSVILLE_BH_MW - GINT STD US LAB.GDT - 20/10/11 19:40 - P:\SHARE\GINT\BENTLEY\GINT\PROJECTS\CPC_HUNTERSVILLE.GPJ

BORING NUMBER RW-04

Apex

CLIENT Colonial Pipeline
PROJECT NAME 2020-L1-2248
PROJECT NUMBER CPC20126
PROJECT LOCATION Huntersville, NC
DATE STARTED 8/24/2020 **COMPLETED** 8/27/2020
GROUND ELEVATION 730.15 ft
DRILLING CONTRACTOR SM&E / Walker-Hill Environmental
TOTAL DEPTH 38 ft
DRILLER T. Whitehead / Frank Harrington
GROUND WATER LEVELS:
LOGGED BY B. Weiserbs / Kyle Zigler **BOREHOLE DIAMETER** 8 in.
DURING DRILLING ---
METHOD DPT / Sonic
AFTER DRILLING ---

DEPTH (ft)	SAMPLE TYPE NUMBER	ENVIRONMENTAL DATA	GRAPHIC LOG	MATERIAL DESCRIPTION	COMMENTS
0					
5	DPT 1	PID = 4.3		SANDY LEAN CLAY, SANDY CLAY, (SC) red brown, moist, low plasticity, trace organics, slightly micaceous, quartz from 3 to 3.1 feet	DPT log provided by AECOM
10	DPT 2	PID = 2.1 PID = 7.9		8.5 SILTY SAND, SILTY SAND, (SM) light brown, fine grained, moist, slightly micaceous	
15	DPT 3	PID = 2.6 PID = 26		14.0 SILTY SAND, SILTY SAND, (SM) light gray, fine grained, moist, saprolite, diorite structure	
20	DPT 4	PID = 19.5 PID = 90.1			soil sample RW-4 (15-17.5)
25	DPT 5	PID = 30.7 PID = 430.7		25.0 SILTY SAND, SILTY SAND, (SM) light gray, fine grained, wet, hydrocarbon odor, saprolite, diorite structure	soil sample RW-4 (22-22.5)
30	DPT 6	PID = 53.6 PID = 390.2			
35	DPT 7	PID = 385.2 PID = 380.2			sheen at 30 feet bgs, LNAPL at 35 feet bgs
	DPT 8	PID = 376		37.0	
		PID = 380		38.0 Bottom of borehole at 38.0 feet.	

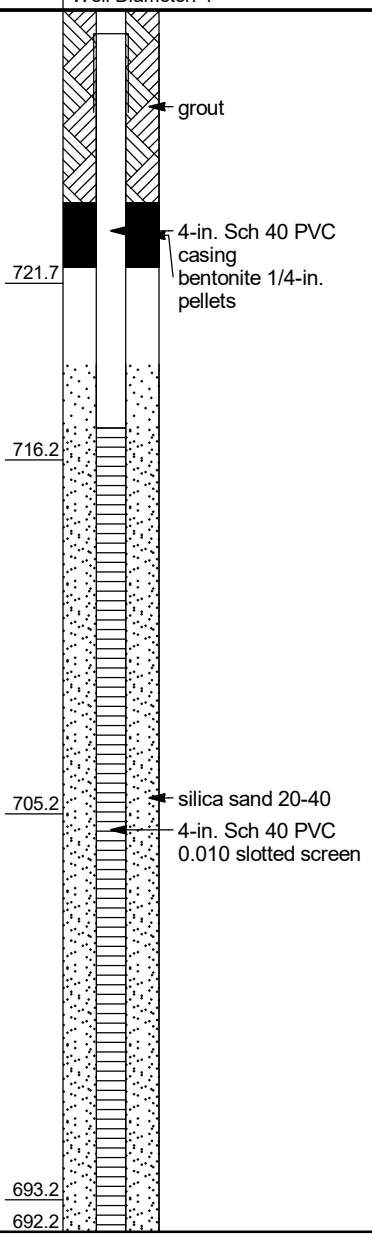

CPC_HUNTERSVILLE_BH_MW - GINT STD US LAB.GDT - 20/10/11 19:40 - P:\SHARE\GINT\BENTLEY\GINT\PROJECTS\CPC_HUNTERSVILLE.GPJ

BORING NUMBER RW-05

Apex

CLIENT Colonial Pipeline
PROJECT NAME 2020-L1-2248
PROJECT NUMBER CPC20126
PROJECT LOCATION Huntersville, NC
DATE STARTED 8/28/2020 **COMPLETED** 8/28/2020
GROUND ELEVATION 726.93 ft
DRILLING CONTRACTOR Walker-Hill Environmental
TOTAL DEPTH 40 ft
DRILLER Frank Harrington
GROUND WATER LEVELS:
LOGGED BY Kyle Zigler **BOREHOLE DIAMETER** 8 in.
DURING DRILLING ---
METHOD Sonic
AFTER DRILLING ---

DEPTH (ft)	SAMPLE TYPE NUMBER	ENVIRONMENTAL DATA	GRAPHIC LOG	MATERIAL DESCRIPTION	COMMENTS
0					
	SC 1	PID = 10.6		LEAN CLAY, SILTY LEAN CLAY, (CL) red brown, dry, low plasticity, no odor	
		PID = 9.8			
5		PID = 8.5			
				7.5	
		PID = 6.4		SILTY SAND, SILTY SAND, (SC-SM) red brown, very fine to fine grained, dry, with clay, residuum, pyrite	
10		PID = 3.4			
	SC 2	PID = 4.9			
15				15.0	
		PID = 3.8		SILTY SAND, SILTY SAND, (SM) red brown, very fine to fine grained, dry, trace clay, saprolite, pyrite	
		PID = 7.3			
20		PID = 67.1			
				22.5	
		PID = 355.3		SILT, CLAYEY SILT, (ML) gray, saprolite, pyrite, mica	
25	SC 3	PID = 659.1			
		PID = 384.5			
30					
		PID = 1388			soil sample RW-5(30-32.5)
		PID = 1101			
35	SC 4			35.0	
		PID = 1248		DIORITE, highly weathered, gray	
		PID = 876.4			
40				40.0	
				Bottom of borehole at 40.0 feet.	

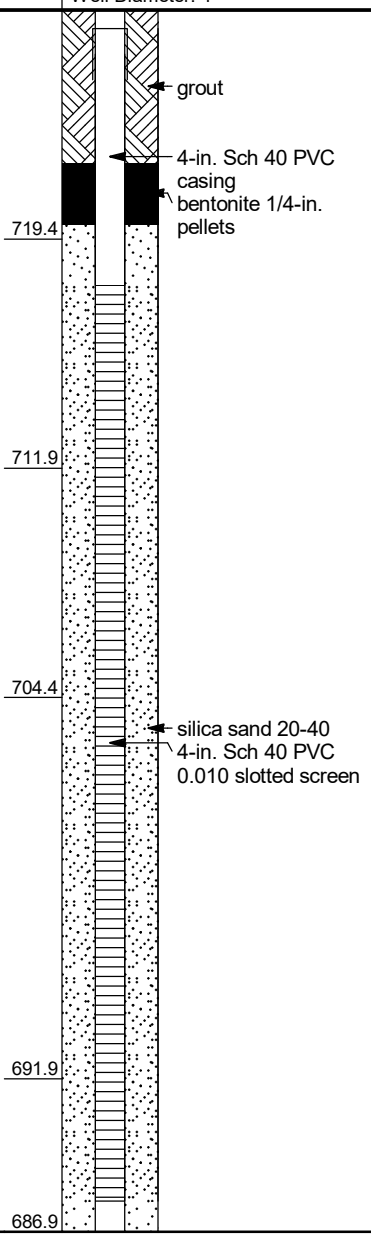

CPC_HUNTERSVILLE_BH_MW - GINT STD US LAB.GDT - 20/10/11 19:40 - P:\SHARE\GINT\BENTLEY\GINT\PROJECTS\CPC_HUNTERSVILLE.GPJ

BORING NUMBER RW-06

Apex

CLIENT Colonial Pipeline
PROJECT NAME 2020-L1-2248
PROJECT NUMBER CPC20126
PROJECT LOCATION Huntersville, NC
DATE STARTED 8/28/2020 **COMPLETED** 8/29/2020
GROUND ELEVATION 735.55 ft
DRILLING CONTRACTOR Walker-Hill Environmental
TOTAL DEPTH 60 ft
DRILLER Frank Harrington
GROUND WATER LEVELS:
LOGGED BY Kyle Zigler **BOREHOLE DIAMETER** 8 in.
DURING DRILLING ---
METHOD Sonic
AFTER DRILLING ---

DEPTH (ft)	SAMPLE TYPE NUMBER	ENVIRONMENTAL DATA	GRAPHIC LOG	MATERIAL DESCRIPTION	COMMENTS
0					
	SC 1	PID = 1.2		LEAN CLAY, SILTY CLAY, (CL-ML) red brown, dry, low plasticity, saprolite	
		PID = 1.2			
		PID = 2.8			
10		PID = 1.8		10.0	
	SC 2	PID = 1.2		SILTY SAND, SILTY SAND, (SM) pale brown gray, very fine to fine grained, dry, trace clay, saprolite, mica	
		PID = 1.1		15.0	
		PID = 1		SILTY SAND, SILTY SAND, (SM) gray, very fine to fine grained, trace clay, saprolite, mica	
20		PID = 1			
	SC 3	PID = 1.3			
		PID = 1.7			
		PID = 1			
30		PID = 3		30.0	
	SC 4	PID = 20.3		SILTY SAND, SILTY SAND, (SM) dark gray, very fine to fine grained, trace clay, saprolite, mica	
		PID = 98.3		35.0	
		PID = 248		SILTY SAND, SILTY SAND, (SM) dark brown gray, very fine to fine grained, trace clay, saprolite, mica	soil sample RW-6(37.5-40)
40		PID = 3020		39.0	
	SC 5	PID = 219.5		SILTY SAND, SILTY SAND, (SM) pale brown, very fine to fine grained, saprolite, mica	
		PID = 235.4		43.0	
		PID = 2130		SILTY SAND, SILTY SAND, (SM) pale olive, very fine to fine grained, saprolite, mica, subtle foliation	
50		PID = 2712		50.0	left hole open to 50 ft bgs overnight
	SC 6	PID = 775		POORLY GRADED SAND WITH SILT, SAND, (SP-SM) very fine to fine grained, very dense, with silt, trace clay, saprolite, mica	
		PID = 977			
		PID = 1430			
60		PID = 1425		60.0	
				Bottom of borehole at 60.0 feet.	

WELL DIAGRAM

Casing Top Elev: 734.78 (ft)
Well Diameter: 4

- 725.6 — grout
- 725.6 — 4-in. Sch 40 PVC casing
- 720.6 — bentonite 1/4-in. pellets
- 705.6 — silica sand 20-40
- 700.6 — 4-in. Sch 40 PVC 0.010 slotted screen
- 696.6
- 692.6
- 685.6
- 675.6

CPC_HUNTERSVILLE_BH_MW - GINT STD US LAB.GDT - 20/10/11 19:41 - P:\SHARE\GINT\BENTLEY\GINT\PROJECTS\CPC_HUNTERSVILLE.GPJ

BORING NUMBER RW-07

Apex

CLIENT Colonial Pipeline
PROJECT NAME 2020-L1-2248
PROJECT NUMBER CPC20126
PROJECT LOCATION Huntersville, NC
DATE STARTED 9/2/2020 **COMPLETED** 9/2/2020
GROUND ELEVATION 724.33 ft
DRILLING CONTRACTOR SM&E / Cascade
TOTAL DEPTH 45 ft
DRILLER T. Whitehead / Jimmy Hall
GROUND WATER LEVELS:
LOGGED BY B. Weiserbs / Kyle Zigler **BOREHOLE DIAMETER** 8 in.
DURING DRILLING ---
METHOD DPT / Sonic
AFTER DRILLING ---

DEPTH (ft)	SAMPLE TYPE NUMBER	ENVIRONMENTAL DATA	GRAPHIC LOG	MATERIAL DESCRIPTION	COMMENTS	WELL DIAGRAM
0	DPT 1	PID = 3.9		LEAN CLAY, SILTY CLAY, (CL) red brown, dry, stiff, non plastic, trace mica	DPT log provided by AECOM initially identified as BH-02	Casing Type: 4
		PID = 2.2				4-in. Sch 40 PVC casing
	DPT 2	PID = 2.4		6.0 SILT, CLAYEY SILT, (ML) red brown, dry, loose, non plastic, some mica		718.3 grout
		PID = 2.2				bentonite
10	DPT 3	PID = 2.7				
		PID = 3.1				
	DPT 4	PID = 3.9				
		PID = 6.7		19.0		705.3
20	DPT 5	PID = 10.2		19.5 SILTY SAND, SILTY SAND, (SM) light gray, fine grained, dry, loose, some gravel		704.8
		PID = 18.1		SILT, CLAYEY SILT, (ML) light brown, non plastic, saprolite, some mica		
	DPT 6	PID = 347.2			possible LNAPL encountered 25 to 30 feet bgs	silica sand 8-30
		PID = 460.2			soil sample BH-02 (27.5-30)	4-in. Sch 40 PVC 0.010 slotted screen
30	DPT 7	PID = 359.7		32.0		692.3
	SC 8	PID = 252.4		SILTY SAND, SILTY SAND, (SM) gray, very fine to fine grained, saprolite	soil sample BH-02 (32.5-35)	
		PID = 1366				
40		PID = 882.2				
		PID = 843.1				
	SC 9	PID = 3.2		45.0		679.3
				Bottom of borehole at 45.0 feet.		

CPC_HUNTERSVILLE_BH_MW - GINT STD US LAB.GDT - 20/10/11 19:41 - P:\SHARE\GINT\BENTLEY\GINT\PROJECTS\CPC_HUNTERSVILLE.GPJ

BORING NUMBER RW-08

Apex

CLIENT Colonial Pipeline
PROJECT NAME 2020-L1-2248
PROJECT NUMBER CPC20126
PROJECT LOCATION Huntersville, NC
DATE STARTED 9/12/2020 **COMPLETED** 9/12/2020
GROUND ELEVATION 727.35 ft
DRILLING CONTRACTOR Walker-Hill Environmental
TOTAL DEPTH 34 ft
DRILLER Frank Harrington
GROUND WATER LEVELS:
LOGGED BY Andrew Street **BOREHOLE DIAMETER** 8 in.
DURING DRILLING ---
METHOD Sonic
AFTER DRILLING ---

DEPTH (ft)	SAMPLE TYPE NUMBER	ENVIRONMENTAL DATA	GRAPHIC LOG	MATERIAL DESCRIPTION	COMMENTS	WELL DIAGRAM
0				no stratigraphic logging	drilled along ER Line 8 at 136 m	Casing Type: 4
5						grout 4-in. Sch 40 PVC casing
10						bentonite pellets 1/4-in.
15						
20						silica sand 10-20
25						4-in. Sch 40 PVC 0.010 slotted screen
30						
				34.0		693.4
				Bottom of borehole at 34.0 feet.		

CPC_HUNTERSVILLE_BH_MW - GINT STD US LAB.GDT - 20/10/11 19:41 - P:\SHARE\GINT\BENTLEY\GINT\PROJECTS\CPC_HUNTERSVILLE.GPJ

BORING NUMBER RW-09

Apex

CLIENT Colonial Pipeline
PROJECT NAME 2020-L1-2248
PROJECT NUMBER CPC20126
PROJECT LOCATION Huntersville, NC
DATE STARTED 8/30/2020 **COMPLETED** 8/30/2020
GROUND ELEVATION 729.18 ft
DRILLING CONTRACTOR Walker-Hill Environmental
TOTAL DEPTH 40 ft
DRILLER Frank Harrington
GROUND WATER LEVELS:
LOGGED BY Gavin Kitchens **BOREHOLE DIAMETER** 8 in.
DURING DRILLING ---
METHOD Sonic
AFTER DRILLING ---

DEPTH (ft)	SAMPLE TYPE NUMBER	ENVIRONMENTAL DATA	GRAPHIC LOG	MATERIAL DESCRIPTION	COMMENTS
0				no recovery	
5	SC 1				
10				10.0	
		PID = 57		LEAN CLAY, SILTY CLAY, (CL-ML) yellow brown 10YR 5/6, moist, low plasticity, hydrocarbon odor	
15	SC 2	PID = 149.2			
		PID = 540.2			
20		PID = 340.2		20.0	
		PID = 1127		ELASTIC SILT, SILT, (ML) light yellow brown 10YR 6/4, dry, non plastic, some clay, some fine sand, hydrocarbon odor, saprolite	
25	SC 3	PID = 15000			soil sample RW-09 (22.5-25)
		PID = 15000			
30		PID = 15000			
		PID = 15000		32.5	
35	SC 4	PID = 15000		ELASTIC SILT, SILT, (ML) olive gray 5Y 4/2, dry, non plastic, with sand, hydrocarbon odor, saprolite, phaneritic	
		PID = 15000			
40		PID = 15000		40.0	
				Bottom of borehole at 40.0 feet.	

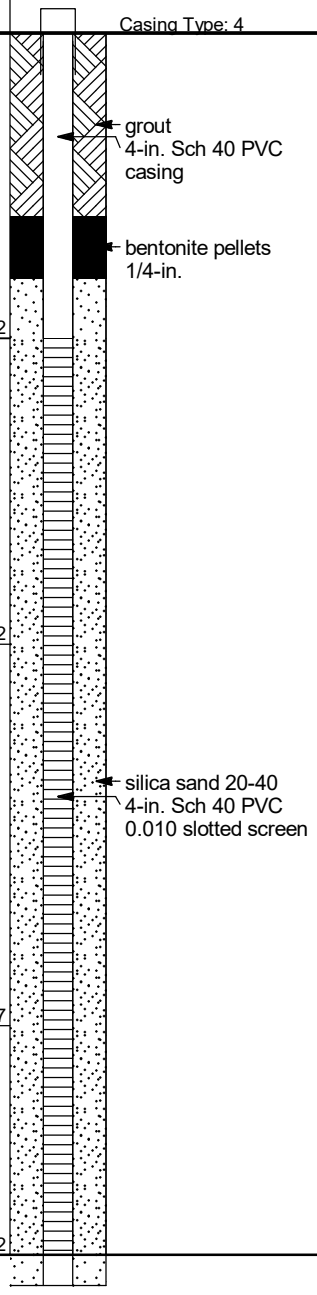

CPC_HUNTERSVILLE_BH_MW - GINT STD US LAB.GDT - 20/10/11 19:41 - P:\SHARE\GINT\BENTLEY\GINT\PROJECTS\CPC_HUNTERSVILLE.GPJ

BORING NUMBER RW-10

Apex

CLIENT Colonial Pipeline
PROJECT NAME 2020-L1-2248
PROJECT NUMBER CPC20126
PROJECT LOCATION Huntersville, NC
DATE STARTED 8/31/2020 **COMPLETED** 8/31/2020
GROUND ELEVATION 731.32 ft
DRILLING CONTRACTOR Walker-Hill Environmental
TOTAL DEPTH 30 ft
DRILLER Frank Harrington
GROUND WATER LEVELS:
LOGGED BY Bill Jones **BOREHOLE DIAMETER** 8 in.
DURING DRILLING ---
METHOD Sonic
AFTER DRILLING ---

DEPTH (ft)	SAMPLE TYPE NUMBER	ENVIRONMENTAL DATA	GRAPHIC LOG	MATERIAL DESCRIPTION	COMMENTS	WELL DIAGRAM
0				no recovery		Casing Type: 4
		PID = 12.5				grout 4-in. Sch 40 PVC casing
5	SC 1			5.0	726.3	
		PID = 5.9		SILT, CLAYEY SILT, (ML) brown, moist, medium plasticity		bentonite
		PID = 45.6				
10				10.0	721.3	
		PID = 722		SANDY ELASTIC SILT, SANDY SILT, (ML) brown, dry, non plastic		
		PID = 747				
15	SC 2			15.0	716.3	
		PID = 744		SILTY SAND, SILTY SAND, (SM) brown, medium grained, dry, non plastic		
		PID = 223				silica sand 20-40
20						4-in. Sch 40 PVC 0.010 slotted screen
		PID = 141				
				22.5	708.8	
		PID = 167		SILTY SAND, SILTY SAND, (SM) light gray tan, medium grained, dry		
25	SC 3					
		PID = 183		27.5	703.8	
				SANDY ELASTIC SILT, SANDY SILT, (ML) gray, wet, hydrocarbon odor		
30				30.0	701.3	
				Bottom of borehole at 30.0 feet.	LNAPL in borehole	

CPC_HUNTERSVILLE_BH_MW - GINT STD US LAB.GDT - 20/10/11 19:41 - P:\SHARE\GINT\BENTLEY\GINT\PROJECTS\CPC_HUNTERSVILLE.GPJ

BORING NUMBER RW-11

Apex

CLIENT Colonial Pipeline
PROJECT NAME 2020-L1-2248
PROJECT NUMBER CPC20126
PROJECT LOCATION Huntersville, NC
DATE STARTED 9/2/2020 **COMPLETED** 9/5/2020
GROUND ELEVATION 726.82 ft
DRILLING CONTRACTOR Walker-Hill Environmental
TOTAL DEPTH 39 ft
DRILLER Frank Harrington
GROUND WATER LEVELS:
LOGGED BY Bill Jones **BOREHOLE DIAMETER** 8 in.
DURING DRILLING ---
METHOD Sonic
AFTER DRILLING ---

DEPTH (ft)	SAMPLE TYPE NUMBER	ENVIRONMENTAL DATA	GRAPHIC LOG	MATERIAL DESCRIPTION	COMMENTS	WELL DIAGRAM
0						Casing Top Elev: 725.94 (ft) Well Diameter: 4
		PID = 2		LEAN CLAY, SILTY CLAY, (CL-ML) red, medium plasticity	initially identified as BO-3	grout
		PID = 0.8				
5	SC 1					4-in. Sch 40 PVC casing
		PID = 1.1				bentonite 1/4-in. pellets
		PID = 1.3				
10						
		PID = 1.4				
		PID = 3.2				
15	SC 2					
		PID = 1.9				
				17.5		709.3
		PID = 9.6		LEAN CLAY, SILTY CLAY, (CL-ML) brown, low plasticity		
20						
		PID = 177		22.5		704.3
		PID = 286		LEAN CLAY, SILTY CLAY, (CL-ML) gray, low plasticity, saprolite		silica sand 8-30
25	SC 3					4-in. Sch 40 PVC 0.010 slotted screen
		PID = 175			soil sample RW-11 (25-27.5)	
		PID = 1994			soil sample RW-11 (27.5-30)	
30						
	SC 4					
				32.5		694.3
35						
				DIORITE, moderately weathered, [Quartz Diorite]		
				39.0		687.8
				Bottom of borehole at 39.0 feet.		

CPC_HUNTERSVILLE_BH_MW - GINT STD US LAB.GDT - 20/10/11 19:41 - P:\SHARE\GINT\BENTLEY\GINT\PROJECTS\CPC_HUNTERSVILLE.GPJ

BORING NUMBER RW-12

Apex

CLIENT Colonial Pipeline
PROJECT NAME 2020-L1-2248
PROJECT NUMBER CPC20126
PROJECT LOCATION Huntersville, NC
DATE STARTED 9/3/2020 **COMPLETED** 9/3/2020
GROUND ELEVATION 724.41 ft
DRILLING CONTRACTOR Cascade
TOTAL DEPTH 38 ft
DRILLER Jimmy Hall
GROUND WATER LEVELS:
LOGGED BY Kyle Zigler **BOREHOLE DIAMETER** 8 in.
DURING DRILLING ---
METHOD Sonic
AFTER DRILLING ---

DEPTH (ft)	SAMPLE TYPE NUMBER	ENVIRONMENTAL DATA	GRAPHIC LOG	MATERIAL DESCRIPTION	COMMENTS
0	SC 1	PID = 1.4		LEAN CLAY, SILTY CLAY, (CL-ML) red brown, moist, low plasticity, saprolite	drilled along ER Line 8 at 66 m
5		PID = 1			
		PID = 0.6		7.5	
10	SC 2	PID = 5.6		SILT, CLAYEY SILT, (ML) red brown, dry, saprolite	
		PID = 4.3		12.5	
15		PID = 6.7		SILT, CLAYEY SILT, (ML) pale red brown, dry, trace sand, saprolite	
		PID = 4.8			
20	SC 3	PID = 67.2		20.0	
		PID = 258.9		SILT WITH SAND, SILT, (ML) gray, dry, with sand, saprolite	
25		PID = 1552			
		PID = 215.8			
30	SC 4	PID = 1436			
		PID = 1598		32.5	
35		PID = 1710		DIORITE, highly weathered, [Quartz Diorite]	
		PID = 8		38.0	
				Bottom of borehole at 38.0 feet.	

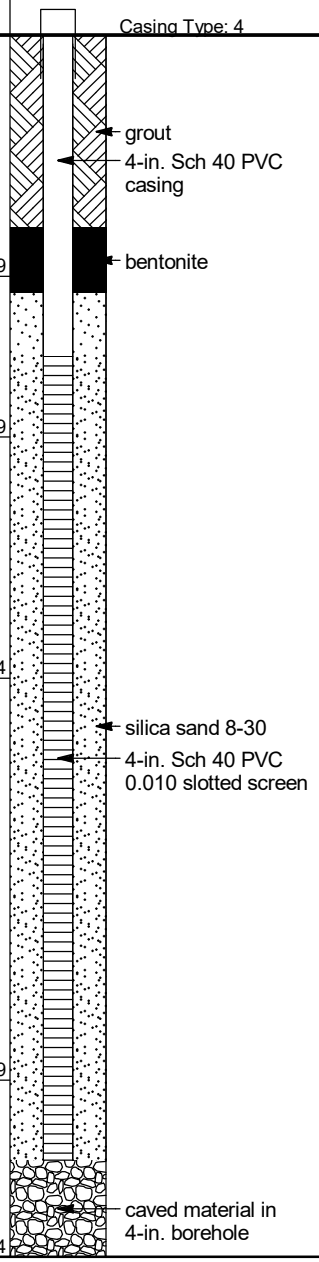

WELL DIAGRAM

CPC_HUNTERSVILLE_BH_MW - GINT STD US LAB.GDT - 20/10/11 19:41 - P:\SHARE\GINT\BENTLEY\GINT\PROJECTS\CPC_HUNTERSVILLE.GPJ

BORING NUMBER RW-13

Apex

CLIENT Colonial Pipeline
PROJECT NAME 2020-L1-2248
PROJECT NUMBER CPC20126
PROJECT LOCATION Huntersville, NC
DATE STARTED 9/3/2020 **COMPLETED** 9/4/2020
GROUND ELEVATION 729.24 ft
DRILLING CONTRACTOR Cascade
TOTAL DEPTH 35 ft
DRILLER Jimmy Hall
GROUND WATER LEVELS:
LOGGED BY Kyle Zigler **BOREHOLE DIAMETER** 8 in.
DURING DRILLING ---
METHOD Sonic
AFTER DRILLING ---

DEPTH (ft)	SAMPLE TYPE NUMBER	ENVIRONMENTAL DATA	GRAPHIC LOG	MATERIAL DESCRIPTION	COMMENTS
0					
	SC 1	PID = 136.5		LEAN CLAY, SILTY CLAY, (CL) red brown, low plasticity, saprolite	drilled along ER Line 9 at 200 m
		PID = 30.3			
5				5.0	
		PID = 244		SILTY SAND, SILTY SAND, (SM) red brown, very fine to fine grained, trace clay, saprolite	rock fragments
	SC 2	PID = 289.5			
10		PID = 779.2			
		PID = 1021			
15		PID = 1248			
	SC 3				
20		PID = 18.9			
		PID = 15.1		24.0	
25				DIORITE, moderately weathered, [Quartz Diorite]	
		PID = 18.9			
		PID = 1.4			
30					
35				35.0	
				Bottom of borehole at 35.0 feet.	

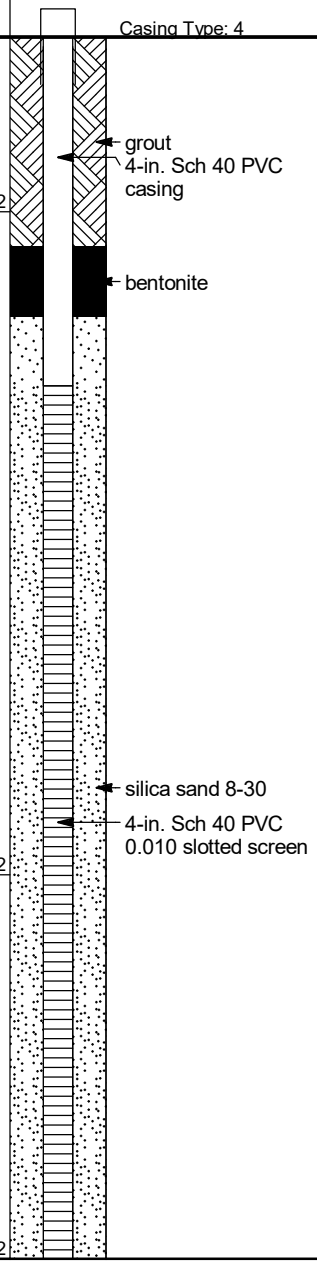

CPC_HUNTERSVILLE_BH_MW - GINT STD US LAB.GDT - 20/10/11 19:41 - P:\SHARE\GINT\BENTLEY\GINT\PROJECTS\CPC_HUNTERSVILLE.GPJ

BORING NUMBER RW-14

Apex

CLIENT Colonial Pipeline
PROJECT NAME 2020-L1-2248
PROJECT NUMBER CPC20126
PROJECT LOCATION Huntersville, NC
DATE STARTED 9/4/2020 **COMPLETED** 9/4/2020
GROUND ELEVATION 728.18 ft
DRILLING CONTRACTOR Walker-Hill Environmental
TOTAL DEPTH 37 ft
DRILLER Frank Harrington
GROUND WATER LEVELS:
LOGGED BY Bill Jones **BOREHOLE DIAMETER** 8 in.
DURING DRILLING ---
METHOD Sonic
AFTER DRILLING ---

DEPTH (ft)	SAMPLE TYPE NUMBER	ENVIRONMENTAL DATA	GRAPHIC LOG	MATERIAL DESCRIPTION	COMMENTS	WELL DIAGRAM
0				No stratigraphic logging due ot presence of saturated soil and LNAPL		Casing Type: 4
5	SC 1					4-in. Sch 40 PVC casing grout
10						bentonite 1/4-in. pellets
15	SC 2					
20						
25	SC 3					silica sand 20-40 4-in. Sch 40 PVC 0.010 slotted screen
30						
35	SC 4			37.0 Bottom of borehole at 37.0 feet.		691.2 caved material in 4-in. borehole

CPC_HUNTERSVILLE_BH_MW - GINT STD US LAB.GDT - 20/10/11 19:42 - P:\SHARE\GINT\BENTLEY\GINT\PROJECTS\CPC_HUNTERSVILLE.GPJ

BORING NUMBER RW-15

Apex

CLIENT Colonial Pipeline
PROJECT NAME 2020-L1-2248
PROJECT NUMBER CPC20126
PROJECT LOCATION Huntersville, NC
DATE STARTED 9/4/2020 **COMPLETED** 9/4/2020
GROUND ELEVATION 721.01 ft
DRILLING CONTRACTOR Cascade
TOTAL DEPTH 44 ft
DRILLER Jimmy Hall
GROUND WATER LEVELS:
LOGGED BY Calvin Mentzer **BOREHOLE DIAMETER** 8 in.
DURING DRILLING ---
METHOD Sonic
AFTER DRILLING ---

DEPTH (ft)	SAMPLE TYPE NUMBER	ENVIRONMENTAL DATA	GRAPHIC LOG	MATERIAL DESCRIPTION	COMMENTS	WELL DIAGRAM
0						Casing Type: 4
5	SC 1	PID = 46.3 PID = 32.5		LEAN CLAY, SILTY CLAY, (CL-ML) red brown, low plasticity	drilled along ER Line 9 at 141 m	716.0
		PID = 27		5.0 SILT, CLAYEY SILT, (ML) light brown, low plasticity, saprolite		grout 4-in. Sch 40 PVC casing
10	SC 2	PID = 39.3 PID = 118.6				bentonite 1/4-in. pellets
15		PID = 885.5 PID = 986.1		17.5		703.5
20	SC 3	PID = 603.7 PID = 348.2		SILT, CLAYEY SILT, (ML) light gray brown, low plasticity, hydrocarbon odor, saprolite, mica		
25		PID = 862.6 PID = 265.9		27.5		693.5
30	SC 4	PID = 489.3 PID = 246.2		SILT, CLAYEY SILT, (ML) dark gray, low plasticity, hydrocarbon odor, saprolite, mica		silica sand 8-30 4-in. Sch 40 PVC 0.010 slotted screen
35		PID = 864 PID = 297.1				
40	SC 5	PID = 274 PID = 40.5				
		PID = 716		44.0 Bottom of borehole at 44.0 feet.		677.0

CPC_HUNTERSVILLE_BH_MW - GINT STD US LAB.GDT - 20/10/11 19:42 - P:\SHARE\GINT\BENTLEY\GINT\PROJECTS\CPC_HUNTERSVILLE.GPJ

BORING NUMBER RW-16

Apex

CLIENT Colonial Pipeline
PROJECT NAME 2020-L1-2248
PROJECT NUMBER CPC20126
PROJECT LOCATION Huntersville, NC
DATE STARTED 9/4/2020 **COMPLETED** 9/4/2020
GROUND ELEVATION 729.5 ft
DRILLING CONTRACTOR Walker-Hill Environmental
TOTAL DEPTH 43 ft
DRILLER Frank Harrington
GROUND WATER LEVELS:
LOGGED BY Bill Jones **BOREHOLE DIAMETER** 8 in.
DURING DRILLING ---
METHOD Sonic
AFTER DRILLING ---

DEPTH (ft)	SAMPLE TYPE NUMBER	ENVIRONMENTAL DATA	GRAPHIC LOG	MATERIAL DESCRIPTION	COMMENTS
0					
		PID = 9.6		LEAN CLAY, SILTY CLAY, (CL-ML) red, moist, medium plasticity	drilled along ER Line 8 at 50 m initially identified as BO-10
		PID = 1.4			
5	SC 1				
		PID = 24.9			
		PID = 645			
10				10.0	
		PID = 63		LEAN CLAY, SILTY CLAY, (CL-ML) red, moist, low plasticity, saprolite	
				12.5	
		PID = 61		LEAN CLAY, SILTY CLAY, (CL-ML) gray brown, moist, low plasticity, saprolite	
15	SC 2			15.0	
		PID = 67		LEAN CLAY WITH SAND, SANDY CLAY, (CL) gray brown, moist, low plasticity, saprolite	
		PID = 363			
20					
		PID = 1020			
		PID = 791			
25	SC 3				
		PID = 793			
		PID = 774			
30				30.0	
				No stratigraphic logging due to presence of LNAPL saturated soil	
35					
40					
				43.0	
				Bottom of borehole at 43.0 feet.	

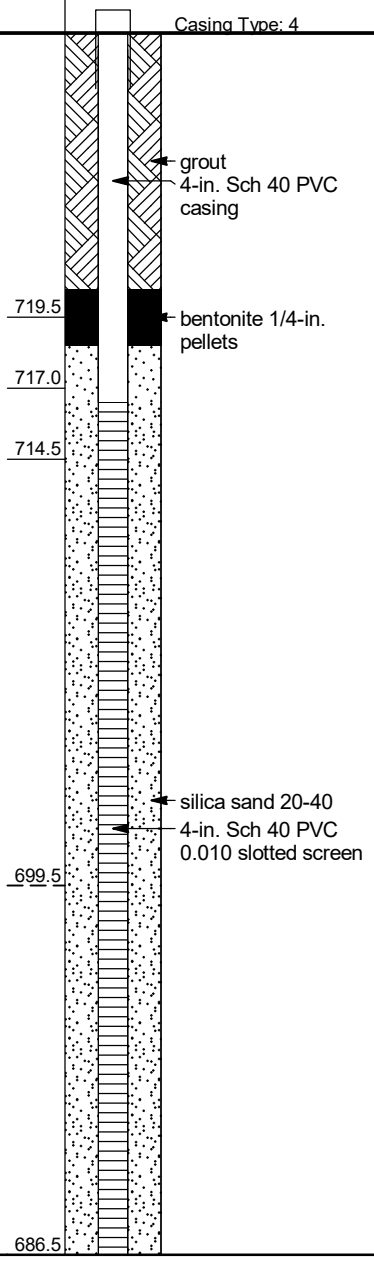

CPC_HUNTERSVILLE_BH_MW - GINT STD US LAB.GDT - 20/10/11 19:42 - P:\SHARE\GINT\BENTLEY\GINT\PROJECTS\CPC_HUNTERSVILLE.GPJ

BORING NUMBER RW-17

Apex

CLIENT Colonial Pipeline
PROJECT NAME 2020-L1-2248
PROJECT NUMBER CPC20126
PROJECT LOCATION Huntersville, NC
DATE STARTED 9/4/2020 **COMPLETED** 9/5/2020
GROUND ELEVATION 726.46 ft
DRILLING CONTRACTOR Walker-Hill Environmental
TOTAL DEPTH 20 ft
DRILLER Frank Harrington
GROUND WATER LEVELS:
LOGGED BY Bill Jones **BOREHOLE DIAMETER** 8 in.
DURING DRILLING ---
METHOD Sonic
AFTER DRILLING ---

DEPTH (ft)	SAMPLE TYPE NUMBER	ENVIRONMENTAL DATA	GRAPHIC LOG	MATERIAL DESCRIPTION	COMMENTS
0				LEAN CLAY, SILTY CLAY, (CL-ML) red, medium plasticity	initially identified as BO-11
		PID = 3.1			
		PID = 17.9			
5	SC 1				
		PID = 42.2			
		PID = 21.1			
10				10.0	
				CLAYEY SAND, CLAYEY SAND, (SC) tan, low plasticity	
		PID = 698			
				12.5	
				LEAN CLAY, SILTY CLAY, (CL-ML) gray, saprolite	
		PID = 60			
15	SC 2				
		PID = 245			
		PID = 100			
20				20.0	
				Bottom of borehole at 20.0 feet.	



CPC_HUNTERSVILLE_BH_MW - GINT STD US LAB.GDT - 20/10/11 19:42 - P:\SHARE\GINT\BENTLEY\GINT\PROJECTS\CPC_HUNTERSVILLE.GPJ

BORING NUMBER RW-18

Apex

CLIENT Colonial Pipeline
PROJECT NAME 2020-L1-2248
PROJECT NUMBER CPC20126
PROJECT LOCATION Huntersville, NC
DATE STARTED 9/5/2020 **COMPLETED** 9/5/2020
GROUND ELEVATION 735.55 ft
DRILLING CONTRACTOR Walker-Hill Environmental
TOTAL DEPTH 48 ft
DRILLER Frank Harrington
GROUND WATER LEVELS:
LOGGED BY Bill Jones **BOREHOLE DIAMETER** 8 in.
DURING DRILLING ---
METHOD Sonic
AFTER DRILLING ---

DEPTH (ft)	SAMPLE TYPE NUMBER	ENVIRONMENTAL DATA	GRAPHIC LOG	MATERIAL DESCRIPTION	COMMENTS	WELL DIAGRAM
0				No stratigraphic logging due to presence of LNAPL saturated soil		Casing Type: 4
						grout
						4-in. Sch 40 PVC casing
10						bentonite 1/4-in. pellets
20						
30						silica sand 20-40
						4-in. Sch 40 PVC 0.010 slotted screen
40						
				48.0		687.6
				Bottom of borehole at 48.0 feet.		

CPC_HUNTERSVILLE_BH_MW - GINT STD US LAB.GDT - 20/10/11 19:42 - P:\SHARE\GINT\BENTLEY\GINT\PROJECTS\CPC_HUNTERSVILLE.GPJ

BORING NUMBER RW-19

Apex

CLIENT Colonial Pipeline
PROJECT NAME 2020-L1-2248
PROJECT NUMBER CPC20126
PROJECT LOCATION Huntersville, NC
DATE STARTED 9/5/2020 **COMPLETED** 9/6/2020
GROUND ELEVATION 718.03 ft
DRILLING CONTRACTOR Cascade
TOTAL DEPTH 50 ft
DRILLER Jimmy Hall
GROUND WATER LEVELS:
LOGGED BY Calvin Mentzer **BOREHOLE DIAMETER** 8 in.
DURING DRILLING ---
METHOD Sonic
AFTER DRILLING ---

DEPTH (ft)	SAMPLE TYPE NUMBER	ENVIRONMENTAL DATA	GRAPHIC LOG	MATERIAL DESCRIPTION	COMMENTS	WELL DIAGRAM
0	SC 1	PID = 4.9 PID = 2.7 PID = 0.8		LEAN CLAY, SILTY CLAY, (CL-ML) red brown, moist, low plasticity	drilled along ER Line 6 at 126 m	Casing Type: 4 4-in. Sch 40 PVC casing grout bentonite 1/4-in. pellets
10	SC 2	PID = 2.6 PID = 2.2 PID = 4.7 PID = 5.7		10.0 SILT, SILT, (ML) light brown, saprolite 12.5 SILT, SILT, (ML) light gray, hydrocarbon odor, saprolite		708.0 705.5
20	SC 3	PID = 83.5 PID = 1174 PID = 897 PID = 921		28.0 No stratigraphic logging due to presence of LNAPL saturated soil		690.0 silica sand 8-30 4-in. Sch 40 PVC 0.010 slotted screen
30						
40						
50				50.0 Bottom of borehole at 50.0 feet.		668.0

CPC_HUNTERSVILLE_BH_MW - GINT STD US LAB.GDT - 20/10/11 19:42 - P:\SHARE\GINT\BENTLEY\GINT\PROJECTS\CPC_HUNTERSVILLE.GPJ

BORING NUMBER RW-20

Apex

CLIENT Colonial Pipeline
PROJECT NAME 2020-L1-2248
PROJECT NUMBER CPC20126
PROJECT LOCATION Huntersville, NC
DATE STARTED 9/6/2020 **COMPLETED** 9/6/2020
GROUND ELEVATION 728.63 ft
DRILLING CONTRACTOR Cascade
TOTAL DEPTH 35 ft
DRILLER Jimmy Hall
GROUND WATER LEVELS:
LOGGED BY Calvin Mentzer **BOREHOLE DIAMETER** 8 in.
DURING DRILLING ---
METHOD Sonic
AFTER DRILLING ---

DEPTH (ft)	SAMPLE TYPE NUMBER	ENVIRONMENTAL DATA	GRAPHIC LOG	MATERIAL DESCRIPTION	COMMENTS	WELL DIAGRAM
0				No stratigraphic logging due to the presence of LNAPL saturated soil	drilled between RW-13 and -14 for additional recovery in area	Casing Type: 4
35				35.0 Bottom of borehole at 35.0 feet.		693.6

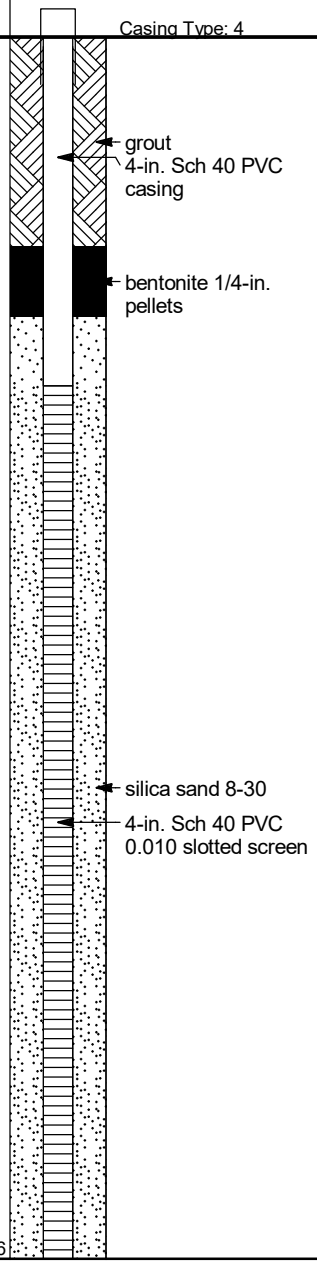

CPC_HUNTERSVILLE_BH_MW - GINT STD US LAB.GDT - 20/10/11 19:42 - P:\SHARE\GINT\BENTLEY\GINT\PROJECTS\CPC_HUNTERSVILLE.GPJ

BORING NUMBER RW-21

Apex

CLIENT Colonial Pipeline
PROJECT NAME 2020-L1-2248
PROJECT NUMBER CPC20126
PROJECT LOCATION Huntersville, NC
DATE STARTED 9/8/2020 **COMPLETED** 9/8/2020
GROUND ELEVATION 729.02 ft
DRILLING CONTRACTOR Cascade
TOTAL DEPTH 47 ft
DRILLER Jimmy Hall
GROUND WATER LEVELS:
LOGGED BY Calvin Mentzer **BOREHOLE DIAMETER** 8 in.
DURING DRILLING ---
METHOD Sonic
AFTER DRILLING ---

DEPTH (ft)	SAMPLE TYPE NUMBER	ENVIRONMENTAL DATA	GRAPHIC LOG	MATERIAL DESCRIPTION	COMMENTS	WELL DIAGRAM
0				No stratigraphic logging due to presence of LNAPL saturated soil		Casing Type: 4
						grout
						4-in. Sch 40 PVC casing
10						bentonite 1/4-in. pellets
20						
30						silica sand 8-30
						4-in. Sch 40 PVC 0.010 slotted screen
40						
				47.0	8-in. borehole to 45 ft bgs, 7-in. borehole to 47 ft bgs	682.0
				Bottom of borehole at 47.0 feet.		

CPC_HUNTERSVILLE_BH_MW - GINT STD US LAB.GDT - 20/10/11 19:42 - P:\SHARE\GINT\BENTLEY\GINT\PROJECTS\CPC_HUNTERSVILLE.GPJ

BORING NUMBER RW-22

Apex

CLIENT Colonial Pipeline
PROJECT NAME 2020-L1-2248
PROJECT NUMBER CPC20126
PROJECT LOCATION Huntersville, NC
DATE STARTED 9/8/2020 **COMPLETED** 9/8/2020
GROUND ELEVATION 727.48 ft
DRILLING CONTRACTOR Walker-Hill Environmental
TOTAL DEPTH 40 ft
DRILLER Frank Harrington
GROUND WATER LEVELS:
LOGGED BY Kyle Zigler **BOREHOLE DIAMETER** 8 in.
▽ **DURING DRILLING** 26.50 ft / Elev 700.98 ft
METHOD Sonic
AFTER DRILLING ---

DEPTH (ft)	SAMPLE TYPE NUMBER	ENVIRONMENTAL DATA	GRAPHIC LOG	MATERIAL DESCRIPTION	COMMENTS	WELL DIAGRAM
0						Casing Top Elev: 726.60 (ft) Well Diameter: 4
	SC 1	PID = 4.5 PID = 10.2 PID = 22.5 PID = 35.6		LEAN CLAY, SILTY CLAY, (CL-ML) red brown, low plasticity	drilled along ER Line 4 at 212 m	grout 4-in. Sch 40 PVC casing bentonite 1/4-in. pellets
10				10.0		717.5
	SC 2	PID = 55.9 PID = 85.4 PID = 203.3		SILT, CLAYEY SILT, (ML) red brown, trace sand, saprolite		
15				17.5		710.0
		PID = 330.2		SILT, CLAYEY SILT, (ML) gray brown, trace sand, saprolite		
20						
	SC 3	PID = 675.7 PID = 351.9 PID = 403.1	▽			silica sand 10-20 4-in. Sch 40 PVC 0.010 slotted screen
25				27.5		700.0
		PID = 302.5		SILT, CLAYEY SILT, (ML) gray, moist, trace sand, saprolite, minerals visible		
30						
	SC 4				soil saturated with LNAPL	
35						
40				40.0		687.5
				Bottom of borehole at 40.0 feet.		

CPC_HUNTERSVILLE_BH_MW - GINT STD US LAB.GDT - 20/10/11 19:43 - P:\SHARE\GINT\BENTLEY\GINT\PROJECTS\CPC_HUNTERSVILLE.GPJ

BORING NUMBER RW-23

Apex

CLIENT Colonial Pipeline
PROJECT NAME 2020-L1-2248
PROJECT NUMBER CPC20126
PROJECT LOCATION Huntersville, NC
DATE STARTED 9/9/2020 **COMPLETED** 9/9/2020
GROUND ELEVATION 722.31 ft
DRILLING CONTRACTOR Cascade
TOTAL DEPTH 44 ft
DRILLER Jimmy Hall
GROUND WATER LEVELS:
LOGGED BY Gordon O'Toole **BOREHOLE DIAMETER** 8 in.
DURING DRILLING ---
METHOD Sonic
AFTER DRILLING ---

DEPTH (ft)	SAMPLE TYPE NUMBER	ENVIRONMENTAL DATA	GRAPHIC LOG	MATERIAL DESCRIPTION	COMMENTS	WELL DIAGRAM
0						Casing Type: 4
	SC 1	PID = 2.7		LEAN CLAY, SILTY CLAY, (CL-ML) red brown		
5		PID = 1.6				grout
				6.0		716.3
		PID = 1		SILT, CLAYEY SILT, (ML) light brown		4-in. Sch 40 PVC casing
	SC 2	PID = 1.6				
10						bentonite chips
15						
		PID = 3.8				
				18.0		704.3
	SC 3	PID = 7.6		POORLY GRADED SAND WITH SILT, SILTY SAND, (SM) gray, very fine to fine grained, saprolite		
20				21.0		701.3
				POORLY GRADED SAND WITH SILT, SILTY SAND, (SM) olive, very fine to fine grained, moist, saprolite	LNAPL at 21 to 26 feet bgs	
		PID = 16.7				
25						
		PID = 46.2				
				28.0		694.3
	SC 4	PID = 1362		SILT, CLAYEY SILT, (ML) olive, moist, saprolite		silica sand 8-30
30		PID = 1216				4-in. Sch 40 PVC 0.010 slotted screen
				32.0		690.3
		PID = 258		SILT, CLAYEY SILT, (ML) gray, moist, with sand, saprolite		
		PID = 1053		34.0		688.3
35		PID = 1124		DIORITE, [Quartz diorite]		
		PID = 824				
				38.0		684.3
40						
				44.0		678.3
				Bottom of borehole at 44.0 feet.		

CPC_HUNTERSVILLE_BH_MW - GINT STD US LAB.GDT - 20/10/11 19:43 - P:\SHARE\GINT\BENTLEY\GINT\PROJECTS\CPC_HUNTERSVILLE.GPJ

BORING NUMBER RW-24

Apex

CLIENT Colonial Pipeline
PROJECT NAME 2020-L1-2248
PROJECT NUMBER CPC20126
PROJECT LOCATION Huntersville, NC
DATE STARTED 9/9/2020 **COMPLETED** 9/9/2020
GROUND ELEVATION 731.82 ft
DRILLING CONTRACTOR Walker-Hill Environmental
TOTAL DEPTH 43 ft
DRILLER Frank Harrington
GROUND WATER LEVELS:
LOGGED BY Kyle Zigler **BOREHOLE DIAMETER** 8 in.
▽ **DURING DRILLING** 35.00 ft / Elev 696.82 ft
METHOD Sonic
AFTER DRILLING ---

DEPTH (ft)	SAMPLE TYPE NUMBER	ENVIRONMENTAL DATA	GRAPHIC LOG	MATERIAL DESCRIPTION	COMMENTS	WELL DIAGRAM
0						Casing Type: 4
		PID = 2		LEAN CLAY, SILTY CLAY, (CL-ML) red brown, saprolite	drilled along ER Line 4 at 242 m	
		PID = 1.4				
5	SC 1					grout
		PID = 0.3				4-in. Sch 40 PVC casing
				7.5		724.3
		PID = 2.1		SILT, CLAYEY SILT, (ML) brown, saprolite, mica, pyrite		
10						bentonite pellets 1/4-in.
		PID = 2				
		PID = 2.1				
15	SC 2					
		PID = 2.8				
		PID = 3.6				
20						
		PID = 9.8				
		PID = 12.6				
25	SC 3			25.0		706.8
				SILT, CLAYEY SILT, (ML) gray, saprolite, quartz, mica, pyrite		
		PID = 2.4				silica sand 10-20
		PID = 13				4-in. Sch 40 PVC 0.010 slotted screen
30						
		PID = 318.6		32.5		699.3
				SILT, CLAYEY, (ML) gray, trace sand, saprolite, quartz, mica, pyrite		
		PID = 554.3		▽		
35	SC 4					
		PID = 635.1				
		PID = 62.6				
40				40.0		691.8
				No stratigraphic logging due to elevated benzene vapor in soil		
				43.0		688.8
				Bottom of borehole at 43.0 feet.		

CPC_HUNTERSVILLE_BH_MW - GINT STD US LAB.GDT - 20/10/11 19:43 - P:\SHARE\GINT\BENTLEY\GINT\PROJECTS\CPC_HUNTERSVILLE.GPJ

BORING NUMBER RW-25

Apex

CLIENT Colonial Pipeline
PROJECT NAME 2020-L1-2248
PROJECT NUMBER CPC20126
PROJECT LOCATION Huntersville, NC
DATE STARTED 9/9/2020 **COMPLETED** 9/10/2020
GROUND ELEVATION 721.18 ft
DRILLING CONTRACTOR Cascade
TOTAL DEPTH 52 ft
DRILLER Jimmy Hall
GROUND WATER LEVELS:
LOGGED BY Gordon O'Toole **BOREHOLE DIAMETER** 8 in.
DURING DRILLING ---
METHOD Sonic
AFTER DRILLING ---

DEPTH (ft)	SAMPLE TYPE NUMBER	ENVIRONMENTAL DATA	GRAPHIC LOG	MATERIAL DESCRIPTION	COMMENTS	WELL DIAGRAM
0				No stratigraphic logging due to presence of LNAPL saturated soil		Casing Type: 4
						grout 4-in. Sch 40 PVC casing
10						bentonite pellets 1/4-in.
20						
30						silica sand 8-30 4-in. Sch 40 PVC 0.010 slotted screen
40						
50				52.0	669.2	

Bottom of borehole at 52.0 feet.

CPC_HUNTERSVILLE_BH_MW - GINT STD US LAB.GDT - 20/10/11 19:43 - P:\SHARE\GINT\BENTLEY\GINT\PROJECTS\CPC_HUNTERSVILLE.GPJ

BORING NUMBER RW-26

Apex

CLIENT Colonial Pipeline
PROJECT NAME 2020-L1-2248
PROJECT NUMBER CPC20126
PROJECT LOCATION Huntersville, NC
DATE STARTED 9/9/2020 **COMPLETED** 9/9/2020
GROUND ELEVATION 726.37 ft
DRILLING CONTRACTOR Walker-Hill Environmental
TOTAL DEPTH 36 ft
DRILLER Frank Harrington
GROUND WATER LEVELS:
LOGGED BY Kyle Zigler **BOREHOLE DIAMETER** 8 in.
▽ **DURING DRILLING** 29.00 ft / Elev 697.37 ft
METHOD Sonic
AFTER DRILLING ---

DEPTH (ft)	SAMPLE TYPE NUMBER	ENVIRONMENTAL DATA	GRAPHIC LOG	MATERIAL DESCRIPTION	COMMENTS	WELL DIAGRAM
0						Casing Type: 4
	SC 1	PID = 6.7 PID = 9.6 PID = 8.9 PID = 29		LEAN CLAY, SILTY CLAY, (CL-ML) red brown, saprolite	drilled along ER Line 9 at 144 m	grout 4-in. Sch 40 PVC casing bentonite pellets 1/4-in.
10				10.0		716.4
	SC 2	PID = 19.4 PID = 52.1 PID = 26.8		SILT, CLAYEY SILT, (ML) red brown, saprolite, mica, pyrite		
				17.5		708.9
20		PID = 30.5		SILT WITH SAND, CLAYEY SILT, (ML) gray brown, with sand, hydrocarbon odor, saprolite, mica, pyrite		
	SC 3	PID = 687.3 PID = 417.4 PID = 527.9 PID = 487.2		▽		silica sand 10-20 4-in. Sch 40 PVC 0.010 slotted screen
30				31.0		695.4
	SC 4					
35				36.0		690.4 caved material
				Bottom of borehole at 36.0 feet.		

CPC_HUNTERSVILLE_BH_MW - GINT STD US LAB.GDT - 20/10/11 19:43 - P:\SHARE\GINT\BENTLEY\GINT\PROJECTS\CPC_HUNTERSVILLE.GPJ

BORING NUMBER RW-27

Apex

CLIENT Colonial Pipeline
PROJECT NAME 2020-L1-2248
PROJECT NUMBER CPC20126
PROJECT LOCATION Huntersville, NC
DATE STARTED 9/11/2020 **COMPLETED** 9/11/2020
GROUND ELEVATION 719.15 ft
DRILLING CONTRACTOR Cascade
TOTAL DEPTH 60 ft
DRILLER Jimmy Hall
GROUND WATER LEVELS:
LOGGED BY Tommy Fisher **BOREHOLE DIAMETER** 8 in.
DURING DRILLING ---
METHOD Sonic
AFTER DRILLING ---

DEPTH (ft)	SAMPLE TYPE NUMBER	ENVIRONMENTAL DATA	GRAPHIC LOG	MATERIAL DESCRIPTION	COMMENTS	WELL DIAGRAM
0				no stratigraphic logging due to LNAPL saturated soil		Casing Type: 4
60				60.0 Bottom of borehole at 60.0 feet.	659.2	grout 4-in. Sch 40 PVC casing bentonite pellets 1/4-in. silica sand 10-20 4-in. Sch 40 PVC 0.010 slotted screen

CPC_HUNTERSVILLE_BH_MW - GINT STD US LAB.GDT - 20/10/11 19:43 - P:\SHARE\GINT\BENTLEY\GINT\PROJECTS\CPC_HUNTERSVILLE.GPJ

BORING NUMBER RW-28

Apex

CLIENT Colonial Pipeline
PROJECT NAME 2020-L1-2248
PROJECT NUMBER CPC20126
PROJECT LOCATION Huntersville, NC
DATE STARTED 9/10/2020 **COMPLETED** 9/10/2020
GROUND ELEVATION 730.16 ft
DRILLING CONTRACTOR Walker-Hill Environmental
TOTAL DEPTH 50 ft
DRILLER Frank Harrington
GROUND WATER LEVELS:
LOGGED BY Kyle Zigler **BOREHOLE DIAMETER** 8 in.
▽ **DURING DRILLING** 30.00 ft / Elev 700.16 ft
METHOD Sonic
AFTER DRILLING ---

DEPTH (ft)	SAMPLE TYPE NUMBER	ENVIRONMENTAL DATA	GRAPHIC LOG	MATERIAL DESCRIPTION	COMMENTS	WELL DIAGRAM
0	SC 1	PID = 0		LEAN CLAY, SILTY CLAY, (CL-ML) red brown, saprolite	drilled along ER Line 7 at 176 m	Casing Type: 4
		PID = 0				grout
						4-in. Sch 40 PVC casing
		PID = 0		7.5		722.7 bentonite pellets 1/4-in.
10		PID = 0		SILT, CLAYEY SILT, (ML) red brown, saprolite		
	SC 2	PID = 0		12.5		717.7
		PID = 0		SILT, CLAYEY SILT, (ML) pale red brown, saprolite		
		PID = 0				
20		PID = 0				
	SC 3	PID = 0		22.5		707.7
		PID = 0		SILT, CLAYEY SILT, (ML) gray, moist, saprolite		
		PID = 0				
30		PID = 0		30.0 ▽		700.2 silica sand 10-20
	SC 4	PID = 0		SILT, CLAYEY SILT, (ML) gray, wet, saprolite		4-in. Sch 40 PVC 0.010 slotted screen
		PID = 0				
		PID = 0				
40		PID = 0		40.0		690.2
	SC 5	PID = 5.4		POORLY GRADED SAND WITH SILT, SILTY SAND, (SM) gray, very fine to fine grained, wet, with clay, some gravel, hydrocarbon odor, saprolite		
		PID = 605.3			LNAPL on tooling, transmissive zone encountered at 42 ft bgs	
				47.5		682.7
50				SILT WITH SAND, CLAYEY SILT, (ML) gray, wet, with sand, saprolite		
				50.0		680.2
				Bottom of borehole at 50.0 feet.		

CPC_HUNTERSVILLE_BH_MW - GINT STD US LAB.GDT - 20/10/11 19:43 - P:\SHARE\GINT\BENTLEY\GINT\PROJECTS\CPC_HUNTERSVILLE.GPJ

BORING NUMBER RW-29

Apex

CLIENT Colonial Pipeline
PROJECT NAME 2020-L1-2248
PROJECT NUMBER CPC20126
PROJECT LOCATION Huntersville, NC
DATE STARTED 9/10/2020 **COMPLETED** 9/10/2020
GROUND ELEVATION 719.41 ft
DRILLING CONTRACTOR Cascade
TOTAL DEPTH 48 ft
DRILLER Jimmy Hall
GROUND WATER LEVELS:
LOGGED BY Caroline Negron **BOREHOLE DIAMETER** 8 in.
DURING DRILLING ---
METHOD Sonic
AFTER DRILLING ---

DEPTH (ft)	SAMPLE TYPE NUMBER	ENVIRONMENTAL DATA	GRAPHIC LOG	MATERIAL DESCRIPTION	COMMENTS	WELL DIAGRAM
0				no stratigraphic logging due to LNAPL saturated soil		Casing Type: 4
						grout
						4-in. Sch 40 PVC casing
10						bentonite pellets 1/4-in.
20						
30						silica sand 10-20
						4-in. Sch 40 PVC 0.010 slotted screen
40						
				48.0		671.4
				Bottom of borehole at 48.0 feet.		

CPC_HUNTERSVILLE_BH_MW - GINT STD US LAB.GDT - 20/10/11 19:44 - P:\SHARE\GINT\BENTLEY\GINT\PROJECTS\CPC_HUNTERSVILLE.GPJ

BORING NUMBER RW-30

Apex

CLIENT Colonial Pipeline
PROJECT NAME 2020-L1-2248
PROJECT NUMBER CPC20126
PROJECT LOCATION Huntersville, NC
DATE STARTED 9/13/2020 **COMPLETED** 9/13/2020
GROUND ELEVATION 716.67 ft
DRILLING CONTRACTOR Walker-Hill Environmental
TOTAL DEPTH 39 ft
DRILLER Frank Harrington
GROUND WATER LEVELS:
LOGGED BY Gordon O'Toole **BOREHOLE DIAMETER** 8 in.
DURING DRILLING ---
METHOD Sonic
AFTER DRILLING ---

DEPTH (ft)	SAMPLE TYPE NUMBER	ENVIRONMENTAL DATA	GRAPHIC LOG	MATERIAL DESCRIPTION	COMMENTS	WELL DIAGRAM
0				No stratigraphic logging due LNAPL saturated soil	drilled along ER-14 at 152 m	Casing Type: 4
5	SC 1					grout 4-in. Sch 40 PVC casing
10						bentonite pellets 1/4-in.
15	SC 2					
20						
25	SC 3					silica sand 10-20 4-in. Sch 40 PVC 0.010 slotted screen
30					LNAPL on tooling	
35	SC 4					
				39.0	677.7	
				Bottom of borehole at 39.0 feet.		

CPC_HUNTERSVILLE_BH_MW - GINT STD US LAB.GDT - 20/10/11 19:44 - P:\SHARE\GINT\BENTLEY\GINT\PROJECTS\CPC_HUNTERSVILLE.GPJ

BORING NUMBER RW-31

Apex

CLIENT Colonial Pipeline
PROJECT NAME 2020-L1-2248
PROJECT NUMBER CPC20126
PROJECT LOCATION Huntersville, NC
DATE STARTED 9/13/2020 **COMPLETED** 9/13/2020
GROUND ELEVATION 713.59 ft
DRILLING CONTRACTOR Walker-Hill Environmental
TOTAL DEPTH 48 ft
DRILLER Frank Harrington
GROUND WATER LEVELS:
LOGGED BY Gordon O'Toole **BOREHOLE DIAMETER** 8 in.
DURING DRILLING ---
METHOD Sonic
AFTER DRILLING ---

DEPTH (ft)	SAMPLE TYPE NUMBER	ENVIRONMENTAL DATA	GRAPHIC LOG	MATERIAL DESCRIPTION	COMMENTS	WELL DIAGRAM
0				No stratigraphic logging LNAPL saturated soil	LNAPL on tooling	Casing Type: 4 grout 4-in. Sch 40 PVC casing bentonite pellets 1/4-in. silica sand 10-20 4-in. Sch 40 PVC 0.010 slotted screen
48.0				Bottom of borehole at 48.0 feet.	665.6	

CPC_HUNTERSVILLE_BH_MW - GINT STD US LAB.GDT - 20/10/11 19:44 - P:\SHARE\GINT\BENTLEY\GINT\PROJECTS\CPC_HUNTERSVILLE.GPJ

BORING NUMBER RW-32

Apex

CLIENT Colonial Pipeline
PROJECT NAME 2020-L1-2248
PROJECT NUMBER CPC20126
PROJECT LOCATION Huntersville, NC
DATE STARTED 9/21/2020 **COMPLETED** 9/22/2020
GROUND ELEVATION 713.79 ft
DRILLING CONTRACTOR SM&E
TOTAL DEPTH 51 ft
DRILLER S. Gowan
GROUND WATER LEVELS:
LOGGED BY A. Wreschnig **BOREHOLE DIAMETER** 9.6 in.
▽ **DURING DRILLING** 23.50 ft / Elev 690.29 ft
METHOD Hollow Stem Auger 6.25"
AFTER DRILLING ---

DEPTH (ft)	SAMPLE TYPE NUMBER	ENVIRONMENTAL DATA	GRAPHIC LOG	MATERIAL DESCRIPTION	COMMENTS	WELL DIAGRAM
0		PID = 451.1		SILT, CLAYEY SILT, (ML) red brown, dry	log provided by AECOM stratigraphic logging from auger cuttings	Casing Type: 4
		PID = 36.1				grout 4-in. Sch 40 PVC casing
				5.0		708.8
		PID = 397.1		SILT, CLAYEY SILT, (ML) gray brown, moist		bentonite
		PID = 17.8				
10		PID = 190.7				
		PID = 311.7				
20						
		PID = 583.7				
		PID = 398.3		▽		
				25.0		688.8
		PID = 723.7		SANDY ELASTIC SILT, SANDY SILT, (ML) gray brown, wet, hydrocarbon odor		
30		PID = 623.5				#2 sand 4-in. Sch 40 PVC 0.010 slotted screen
		PID = 392.6				
		PID = 615.2				
40						
50				51.0		662.8
				Bottom of borehole at 51.0 feet.		

CPC_HUNTERSVILLE_BH_MW - GINT STD US LAB.GDT - 20/10/11 19:44 - P:\SHARE\GINT\BENTLEY\GINT\PROJECTS\CPC_HUNTERSVILLE.GPJ

BORING NUMBER RW-33

Apex

CLIENT Colonial Pipeline
PROJECT NAME 2020-L1-2248
PROJECT NUMBER CPC20126
PROJECT LOCATION Huntersville, NC
DATE STARTED 9/23/2020 **COMPLETED** 9/23/2020
GROUND ELEVATION 713.56 ft
DRILLING CONTRACTOR HD Drilling
TOTAL DEPTH 60 ft
DRILLER Frank Harrington
GROUND WATER LEVELS:
LOGGED BY Kyle Zigler **BOREHOLE DIAMETER** 8 in.
DURING DRILLING ---
METHOD Sonic
AFTER DRILLING ---

DEPTH (ft)	SAMPLE TYPE NUMBER	ENVIRONMENTAL DATA	GRAPHIC LOG	MATERIAL DESCRIPTION	COMMENTS	WELL DIAGRAM
0				no stratigraphic logging - see adjacent MW-26	drilled adjacent to MW-26 for recovery of LNAPL	Casing Type: 4
60				60.0 Bottom of borehole at 60.0 feet.		653.6

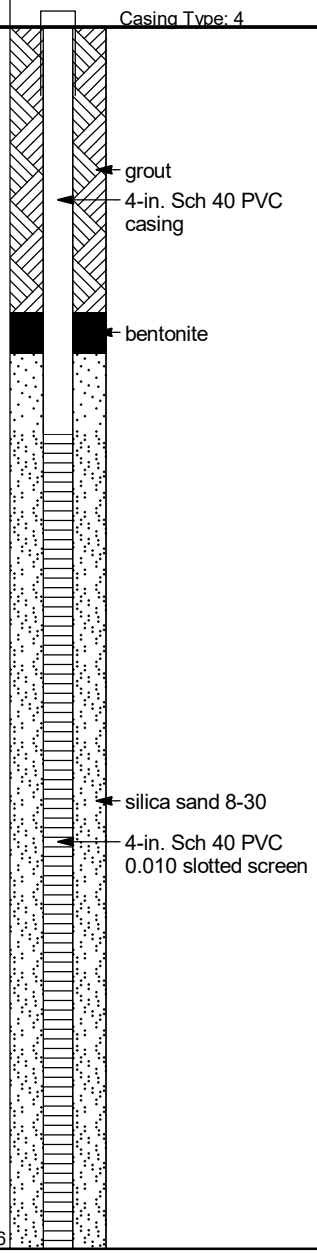

CPC_HUNTERSVILLE_BH_MW - GINT STD US LAB.GDT - 20/10/11 19:44 - P:\SHARE\GINT\BENTLEY\GINT\PROJECTS\CPC_HUNTERSVILLE.GPJ

BORING NUMBER RW-34

Apex

CLIENT Colonial Pipeline
PROJECT NAME 2020-L1-2248
PROJECT NUMBER CPC20126
PROJECT LOCATION Huntersville, NC
DATE STARTED 9/24/2020 **COMPLETED** 9/24/2020
GROUND ELEVATION 734.44 ft
DRILLING CONTRACTOR HD Drilling
TOTAL DEPTH 51 ft
DRILLER Frank Harrington
GROUND WATER LEVELS:
LOGGED BY Kyle Zigler **BOREHOLE DIAMETER** 8 in.
DURING DRILLING ---
METHOD Sonic
AFTER DRILLING ---

DEPTH (ft)	SAMPLE TYPE NUMBER	ENVIRONMENTAL DATA	GRAPHIC LOG	MATERIAL DESCRIPTION	COMMENTS	WELL DIAGRAM
0				no stratigraphic logging due to hydrocarbon saturated soil		Casing Type: 4
10						grout 4-in. Sch 40 PVC casing
20						bentonite chips
30						silica sand 10-20 4-in. Sch 40 PVC 0.010 slotted screen
40						
50				49.0 bedrock 51.0		685.4 caved material 683.4

Bottom of borehole at 51.0 feet.

CPC_HUNTERSVILLE_BH_MW - GINT STD US LAB.GDT - 20/10/11 19:44 - P:\SHARE\GINT\BENTLEY\GINT\PROJECTS\CPC_HUNTERSVILLE.GPJ

BORING NUMBER RW-35

Apex

CLIENT Colonial Pipeline
PROJECT NAME 2020-L1-2248
PROJECT NUMBER CPC20126
PROJECT LOCATION Huntersville, NC
DATE STARTED 9/24/2020 **COMPLETED** 9/24/2020
GROUND ELEVATION 739.41 ft
DRILLING CONTRACTOR HD Drilling
TOTAL DEPTH 57 ft
DRILLER Frank Harrington
GROUND WATER LEVELS:
LOGGED BY Kyle Zigler **BOREHOLE DIAMETER** 10 in.
DURING DRILLING ---
METHOD Sonic
AFTER DRILLING ---

DEPTH (ft)	SAMPLE TYPE NUMBER	ENVIRONMENTAL DATA	GRAPHIC LOG	MATERIAL DESCRIPTION	COMMENTS	WELL DIAGRAM
0						Casing Type: 4
	SC 1	PID = 4.6 PID = 11.4 PID = 8.4 PID = 9.1		LEAN CLAY, SILTY CLAY, (CL) red brown		grout 4-in. Sch 40 PVC casing
10				10.0		729.4 bentonite
	SC 2	PID = 12.4 PID = 12.2 PID = 12.1 PID = 12.5		SILT, CLAYEY SILT, (ML) red brown, micaceous		
20				15.0 SILT, SILT, (ML) pale red brown, micaceous		724.4
	SC 3	PID = 46.5 PID = 22 PID = 20.1 PID = 38.2				
30						
	SC 4	PID = 77.2 PID = 147.8 PID = 220.3 PID = 1058		35.0 SILT, CLAYEY SILT, (ML) pale gray brown, hydrocarbon odor, micaceous		704.4 silica sand 10-20 4-in. Sch 40 PVC 0.010 slotted screen
40				40.0		699.4
	SC 5	PID = 570.2 PID = 549.3 PID = 557.1		SANDY ELASTIC SILT, SANDY SILT, (ML) dark gray, moist, trace clay, hydrocarbon odor, micaceous		
50				47.5 SILT, CLAYEY SILT, (ML) gray brown		691.9
	SC 6	PID = 627.8 PID = 561.3 PID = 601.1 PID = 1159				
				57.5		681.9
				Bottom of borehole at 57.0 feet.		

CPC_HUNTERSVILLE_BH_MW - GINT STD US LAB.GDT - 20/10/11 19:44 - P:\SHARE\GINT\BENTLEY\GINT\PROJECTS\CPC_HUNTERSVILLE.GPJ

BORING NUMBER RW-36

Apex

CLIENT Colonial Pipeline
PROJECT NAME 2020-L1-2248
PROJECT NUMBER CPC20126
PROJECT LOCATION Huntersville, NC
DATE STARTED 9/27/2020 **COMPLETED** 9/27/2020
GROUND ELEVATION 740.81 ft
DRILLING CONTRACTOR Walker-Hill Environmental
TOTAL DEPTH 64 ft
DRILLER Frank Harrington
GROUND WATER LEVELS:
LOGGED BY Andrew Street **BOREHOLE DIAMETER** 8 in.
DURING DRILLING ---
METHOD Sonic
AFTER DRILLING ---

DEPTH (ft)	SAMPLE TYPE NUMBER	ENVIRONMENTAL DATA	GRAPHIC LOG	MATERIAL DESCRIPTION	COMMENTS	WELL DIAGRAM
0		PID = 0.5 PID = 0.3		SILT, SILT, (ML) red, moist, no odor		Casing Type: 4
		PID = 0.5				
10		PID = 0.4	10.0	SILT, SILT, (ML) tan, dry, no odor, saprolite, micaceous		730.8
		PID = 0.8				grout 4-in. Sch 40 PVC casing
20		PID = 2				
		PID = 9.7			soil sample RW-26 (22.5-25)	
		PID = 6.4				
30		PID = 4.8	30.0			710.8
		PID = 14.5		SILT, SILT, (ML) tan, moist, no odor, saprolite, micaceous		
		PID = 2.3	35.0			705.8
		PID = 9.4		SILT, SILT, (ML) gray, moist, saprolite		
40		PID = 6.4				bentonite
		PID = 240.9				
		PID = 620.4				
50			50.0		LNAPL on drilling tools at 50 feet bgs	690.8
				no stratigraphic logging due to LNAPL saturated soil		silica sand 10-20 4-in. Sch 40 PVC 0.010 slotted screen
60						
			64.0			676.8
				Bottom of borehole at 64.0 feet.		

CPC_HUNTERSVILLE_BH_MW - GINT STD US LAB.GDT - 20/10/11 19:45 - P:\SHARE\GINT\BENTLEY\GINT\PROJECTS\CPC_HUNTERSVILLE.GPJ

BORING NUMBER RW-37

Apex

CLIENT Colonial Pipeline
PROJECT NAME 2020-L1-2248
PROJECT NUMBER CPC20126
PROJECT LOCATION Huntersville, NC
DATE STARTED 9/27/2020 **COMPLETED** 9/27/2020
GROUND ELEVATION 741.92 ft
DRILLING CONTRACTOR Walker-Hill Environmental
TOTAL DEPTH 70 ft
DRILLER Frank Harrington
GROUND WATER LEVELS:
LOGGED BY Andrew Street **BOREHOLE DIAMETER** 8 in.
DURING DRILLING ---
METHOD Sonic
AFTER DRILLING ---

DEPTH (ft)	SAMPLE TYPE NUMBER	ENVIRONMENTAL DATA	GRAPHIC LOG	MATERIAL DESCRIPTION	COMMENTS	WELL DIAGRAM
0				SILT, SILT, (ML) red, no odor		Casing Type: 4
		PID = 3.1				
		PID = 4.2				
		PID = 4.7				
10		PID = 6.1				
		PID = 12.5				
		PID = 5.7				grout 4-in. Sch 40 PVC casing
20						
		PID = 5.7				
				25.0		716.9
				SILT, SILT, (ML) tan, dry, no odor		
		PID = 5.2				
30						
		PID = 9.3				
		PID = 19.5				bentonite
40				40.0		701.9
		PID = 180.1		SILT, SILT, (ML) tan, moist, hydrocarbon odor, saprolite		
		PID = 97				
		PID = 263.4				
50		PID = 971.9		50.0		691.9
		PID = 1927		SILT WITH SAND, SILT, (ML) gray, with sand, hydrocarbon odor, saprolite		
		PID = 10440				silica sand 10-20 4-in. Sch 40 PVC 0.010 slotted screen
				56.0		685.9
				no stratigraphic logging due to hydrocarbon saturated soil		
60						
70				70.0		671.9
				Bottom of borehole at 70.0 feet.		

CPC_HUNTERSVILLE_BH_MW - GINT STD US LAB.GDT - 20/10/11 19:45 - P:\SHARE\GINT\BENTLEY\GINT\PROJECTS\CPC_HUNTERSVILLE.GPJ

BORING NUMBER RW-38

Apex

CLIENT Colonial Pipeline
PROJECT NAME 2020-L1-2248
PROJECT NUMBER CPC20126
PROJECT LOCATION Huntersville, NC
DATE STARTED 9/30/2020 **COMPLETED** 9/30/2020
GROUND ELEVATION 736.45 ft
DRILLING CONTRACTOR HD Drilling
TOTAL DEPTH 47 ft
DRILLER Frank Harrington
GROUND WATER LEVELS:
LOGGED BY Tommy Fisher **BOREHOLE DIAMETER** 8 in.
DURING DRILLING ---
METHOD Sonic
AFTER DRILLING ---

DEPTH (ft)	SAMPLE TYPE NUMBER	ENVIRONMENTAL DATA	GRAPHIC LOG	MATERIAL DESCRIPTION	COMMENTS	WELL DIAGRAM
0				no stratigraphic logging due to LNAPL saturated soil		Casing Type: 4
						grout 4-in. Sch 40 PVC casing
10						bentonite
20						
30						silica sand 10-20 4-in. Sch 40 PVC 0.010 slotted screen
40						
				47.0		689.5
				Bottom of borehole at 47.0 feet.		

CPC_HUNTERSVILLE_BH_MW - GINT STD US LAB.GDT - 20/10/11 19:45 - P:\SHARE\GINT\BENTLEY\GINT\PROJECTS\CPC_HUNTERSVILLE.GPJ

BORING NUMBER RW-39

Apex

CLIENT Colonial Pipeline
PROJECT NAME 2020-L1-2248
PROJECT NUMBER CPC20126
PROJECT LOCATION Huntersville, NC
DATE/TIME STARTED 10/1/2020 **COMPLETED** 10/1/2020
GROUND ELEVATION 718.72 ft **TOP OF CASING** 721.77 ft
DRILLING CONTRACTOR HD Drilling
EQUIPMENT
DRILLER Frank Harrington
GROUND WATER LEVELS AND TIME:
LOGGED BY Tommy Fisher **BOREHOLE DIAMETER** 8 in.
DURING DRILLING ---
METHOD Sonic
AFTER DRILLING ---

DEPTH (ft)	SAMPLE TYPE NUMBER	ENVIRONMENTAL DATA	GRAPHIC LOG	MATERIAL DESCRIPTION	COMMENTS	WELL DIAGRAM
0		PID = 14 PID = 19		LEAN CLAY, SILTY CLAY, (CL) dark orange brown, stiff, micaceous		Casing Type: 4 grout 2-in. PVC Casing
		PID = 20				
		PID = 11		9.0		bentonite 709.7
10		PID = 9.3		SANDY ELASTIC SILT, SANDY SILT, (ML) orange brown, loose, trace clay, micaceous 11.0		707.7
		PID = 58		SANDY ELASTIC SILT, SANDY SILT, (ML) light brown, micaceous		
		PID = 23		16.0 16.3 SANDY ELASTIC SILT, SANDY SILT, (ML) gray, micaceous, weathered rock fragment		702.7 702.4
20		PID = 8		18.0 SANDY ELASTIC SILT, SANDY SILT, (ML) light brown		700.7
		PID = 15000		SANDY ELASTIC SILT, SANDY SILT, (ML) gray, loose, micaceous		
		PID = 370				
		PID = 15000				
		PID = 30		30.0		silica sand #2 2-in. Sch 40 PVC 0.010 slotted screen 688.7
30		PID = 157		POORLY GRADED SAND, SAND, (SP) dark brown gray, very fine to fine grained, loose		
		PID = 52				
		PID = 10		38.0		680.7
		PID = 156		38.2 POORLY GRADED SAND WITH GRAVEL, SAND, (SP) dark brown gray, very fine to fine grained, with gravel		680.5
40		PID = 15000		POORLY GRADED SAND, SAND, (SP) dark gray, very fine to fine grained, loose		
		PID = 112				
		PID = 46				
		PID = 278		48.0		670.7
				Bottom of borehole at 48.0 feet.		

CPC_HUNTERSVILLE_BH_MW - GINT STD US LAB.GDT - 20/10/30 14:13 - P:\SHARE\GINT\BENTLEY\GINT\PROJECTS\CPC_HUNTERSVILLE.GPJ

BORING NUMBER RW-40

Apex

CLIENT Colonial Pipeline
PROJECT NAME 2020-L1-2248
PROJECT NUMBER CPC20126
PROJECT LOCATION Huntersville, NC
DATE STARTED 10/3/2020 **COMPLETED** 10/3/2020
GROUND ELEVATION 719.98 ft
DRILLING CONTRACTOR HD Drilling
TOTAL DEPTH 41 ft
DRILLER Frank Harrington
GROUND WATER LEVELS:
LOGGED BY Tommy Fisher **BOREHOLE DIAMETER** 8 in.
DURING DRILLING ---
METHOD Sonic
AFTER DRILLING ---

DEPTH (ft)	SAMPLE TYPE NUMBER	ENVIRONMENTAL DATA	GRAPHIC LOG	MATERIAL DESCRIPTION	COMMENTS
0		PID = 3 PID = 5		CLAY, CLAY, (CL) red brown, stiff, micaceous	
4.0					
5	SC 1	PID = 12		SANDY ELASTIC SILT, SANDY SILT, (ML) brown orange, very fine to fine grained, micaceous	
10		PID = 18			
10.0					
15	SC 2	PID = 16 PID = 30 PID = 6		SANDY ELASTIC SILT, SANDY SILT, (ML) tan, very fine to fine grained	
20		PID = 28			
21.0					
25	SC 3	PID = 15 PID = 83 PID = 313		POORLY GRADED SAND, SAND, (SP) gray, very fine to fine grained, saprolite	soil sample RW-40 (25-27.5) at 11:30
30		PID = 11000			
30.0					
35	SC 4	PID = 15000 PID = 940 PID = 4500		SANDY ELASTIC SILT, SANDY SILT, (ML) dark gray, very fine to fine grained, saprolite	
40		PID = 553			
41.0	SC 5				

Bottom of borehole at 41.0 feet.

WELL DIAGRAM

Casing Type: 4

716.0
710.0
699.0
690.0
679.0

- grout
- 4-in. Sch 40 PVC casing
- bentonite
- silica sand 10-20
- 4-in. Sch 40 PVC 0.010 slotted screen

CPC_HUNTERSVILLE_BH_MW - GINT STD US LAB.GDT - 20/10/11 19:45 - P:\SHARE\GINT\BENTLEY\GINT\PROJECTS\CPC_HUNTERSVILLE.GPJ

APPENDIX D

SURFACE WATER AND SEDIMENT SAMPLING INFORMATION

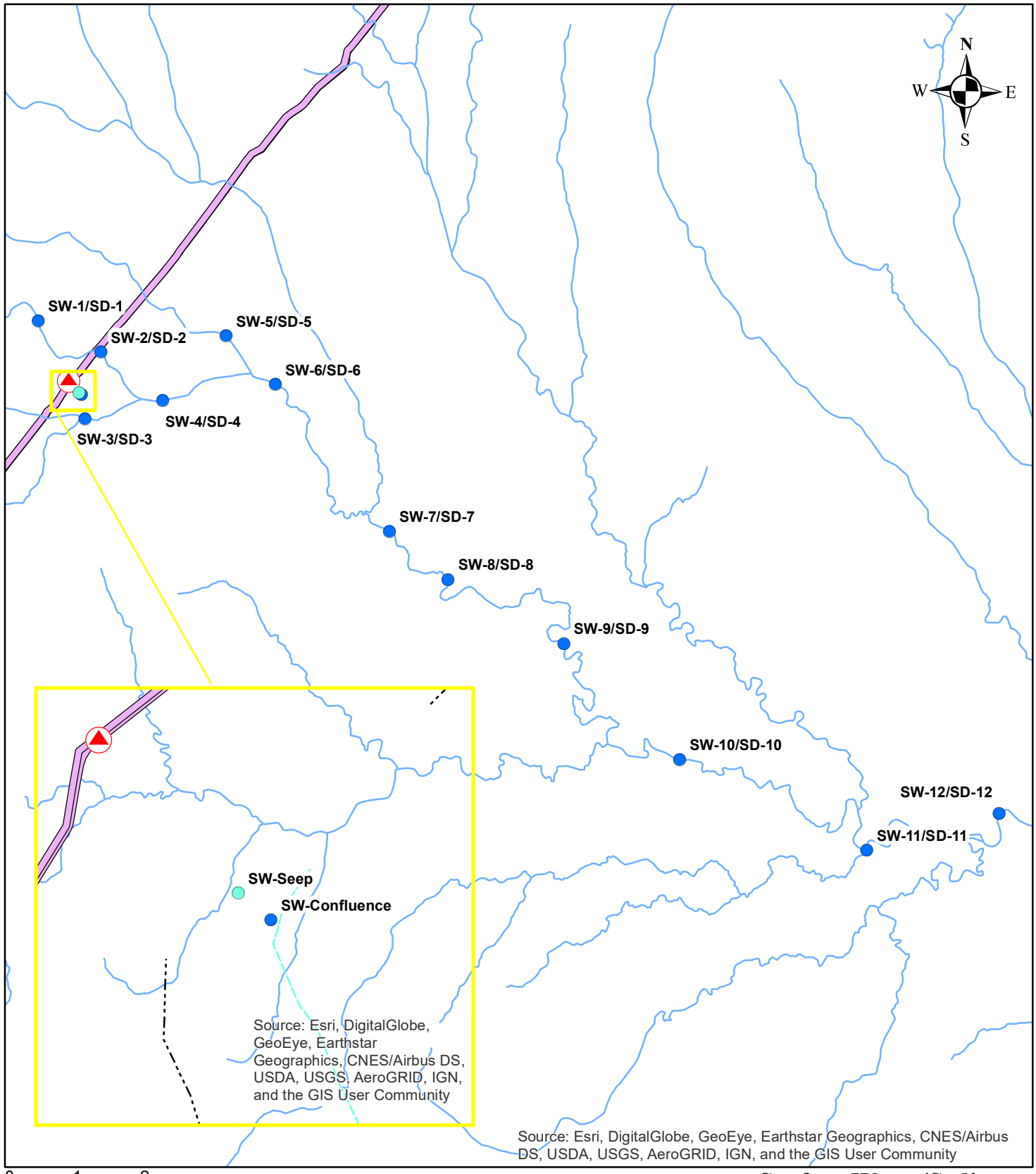

Surface Water/Sediment Sampling Locations

2020-L1-SR2448 Incident
Huntersville, NC

Environmental Planning Specialists, Inc.

Figure No. 1

Table 1. Surface Water Sampling Results
2020-L1-SR2448 Incident

Location ID	Description	Date	TPH (GRO) (µg/L)	Benzene (µg/L)	Toluene (µg/L)	Ethylbenzene (µg/L)	m,p-Xylene (µg/L)	o-Xylene (µg/L)	Xylenes (µg/L)	Rain Event
	EPA MCL			**5**	**1,000**	**700**	**10,000**	**10,000**	**10,000**	
	EPA Region 4 ESV (acute)			**700**	**560**	**550**	**240**	**240**	**240**	
	15A North Carolina Administrative Code subchapter 02B			**51**	**11**	**97**	**420**	**600**	**670**	
SW-1	**North Prong Clark Creek (Up-gradient of the leak site)**	8/15/2020	<80	<1	<1	<1	<2	<1	<1	
		8/16/2020	<80	<1	<1	<1	<2	<1	<1	
		8/17/2020	<80	<1	<1	<1	<2	<1	<1	
		8/18/2020	<80	<1	<1	<1	<2	<1	<1	
		8/19/2020	<80	<1	<1	<1	<2	<1	<1	
		8/20/2020	<80	<1	<1	<1	<2	<1	<1	
		8/21/2020	<80	<1	<1	<1	<2	<1	<1	
		8/22/2020	<80	<1	<1	<1	<2	<1	<1	
		8/27/2020	<80	<1	<1	<1	<2	<1	<1	
		9/1/2020	<80	<1	<1	<1	<2	<1	<1	x
		9/2/2020	<80	<1	<1	<1	<2	<1	<1	x
		9/3/2020	<80	<1	<1	<1	<2	<1	<1	x
		9/10/2020	<80	<1	<1	<1	<2	<1	<1	
		9/17/2020	<80	<1	<1	<1	<2	<1	<1	
		9/19/2020	<80	<1	<1	<1	<2	<1	<1	x
		9/24/2020	<80	<1	<1	<1	<2	<1	<1	
		9/26/2020	<80	<1	<1	<1	<2	<1	<1	x
		10/1/2020	<80	<1	<1	<1	<2	<1	<1	
		10/7/2020	<80	<1	<1	<1	<2	<1	<1	
		10/12/2020	<80	<1	<1	<1	<2	<1	<1	x
		10/22/2020	Processing	Processing	Processing	Processing	Processing	Processing	Processing	
SW-2	**North Prong Clark Creek (Downgradient of leak site)**	8/15/2020	<80	<1	<1	<1	<2	<1	<1	
		8/16/2020	<80	<1	<1	<1	<2	<1	<1	
		8/17/2020	<80	<1	<1	<1	<2	<1	<1	
		8/18/2020	<80	<1	<1	<1	<2	<1	<1	
		8/19/2020	<80	<1	<1	<1	<2	<1	<1	
		8/20/2020	<80	<1	<1	<1	<2	<1	<1	
		8/21/2020	<80	<1	<1	<1	<2	<1	<1	
		8/22/2020	<80	<1	<1	<1	<2	<1	<1	
		8/27/2020	<80	<1	<1	<1	<2	<1	<1	
		9/1/2020	<80	<1	<1	<1	<2	<1	<1	x
		9/2/2020	<80	<1	<1	<1	<2	<1	<1	x
		9/3/2020	<80	<1	<1	<1	<2	<1	<1	x
		9/10/2020	<80	<1	<1	<1	<2	<1	<1	
		9/17/2020	<80	<1	<1	<1	<2	<1	<1	
		9/19/2020	<80	<1	<1	<1	<2	<1	<1	x
		9/24/2020	<80	<1	<1	<1	<2	<1	<1	
		9/26/2020	<80	<1	<1	<1	<2	<1	<1	x
		10/1/2020	<80	<1	<1	<1	<2	<1	<1	
		10/7/2020	<80	<1	<1	<1	<2	<1	<1	
		10/12/2020	<80	<1	<1	<1	<2	<1	<1	x
		10/22/2020	Processing	Processing	Processing	Processing	Processing	Processing	Processing	
SW-3	**South Prong Clark Creek (Downgradient of the leak site)**	8/15/2020	<80	<1	<1	<1	<2	<1	<1	
		8/16/2020	<80	<1	<1	<1	<2	<1	<1	
		8/17/2020	<80	<1	<1	<1	<2	<1	<1	
		8/18/2020	<80	<1	<1	<1	<2	<1	<1	
		8/19/2020	<80	<1	<1	<1	<2	<1	<1	
		8/20/2020	<80	<1	<1	<1	<2	<1	<1	
		8/21/2020	<80	<1	<1	<1	<2	<1	<1	
		8/22/2020	<80	<1	<1	<1	<2	<1	<1	
		8/27/2020	<80	<1	<1	<1	<2	<1	<1	
		9/1/2020	<80	<1	<1	<1	<2	<1	<1	x
		9/2/2020	<80	<1	<1	<1	<2	<1	<1	x
		9/3/2020	<80	<1	<1	<1	<2	<1	<1	x
		9/10/2020	<80	<1	<1	<1	<2	<1	<1	
		9/17/2020	<80	<1	<1	<1	<2	<1	<1	
		9/19/2020	<80	<1	<1	<1	<2	<1	<1	x
		9/24/2020	<80	<1	<1	<1	<2	<1	<1	
		9/26/2020	<80	<1	<1	<1	<2	<1	<1	x
		10/1/2020	<80	<1	<1	<1	<2	<1	<1	
		10/7/2020	<80	<1	<1	<1	<2	<1	<1	
		10/12/2020	<80	<1	<1	<1	<2	<1	<1	x
		10/22/2020	Processing	Processing	Processing	Processing	Processing	Processing	Processing	

Note:
(1) Last update: 10/22/2020

Table 1. Surface Water Sampling Results
2020-L1-SR2448 Incident

Location ID	Description	Date	TPH (GRO) (µg/L)	Benzene (µg/L)	Toluene (µg/L)	Ethylbenzene (µg/L)	m,p-Xylene (µg/L)	o-Xylene (µg/L)	Xylenes (µg/L)	Rain Event
	EPA MCL			**5**	**1,000**	**700**	**10,000**	**10,000**	**10,000**	
	EPA Region 4 ESV (acute)			**700**	**560**	**550**	**240**	**240**	**240**	
	15A North Carolina Administrative Code subchapter 02B			**51**	**11**	**97**	**420**	**600**	**670**	
SW-4	**Clarke Creek (Downgradient of North/South Prong Clark Creek confluence)**	8/15/2020	<80	<1	<1	<1	<2	<1	<1	
		8/16/2020	<80	<1	<1	<1	<2	<1	<1	
		8/17/2020	<80	<1	<1	<1	<2	<1	<1	
		8/18/2020	<80	<1	<1	<1	<2	<1	<1	
		8/19/2020	<80	<1	<1	<1	<2	<1	<1	
		8/20/2020	<80	<1	<1	<1	<2	<1	<1	
		8/21/2020	<80	<1	<1	<1	<2	<1	<1	
		8/22/2020	<80	<1	<1	<1	<2	<1	<1	
		8/27/2020	<80	<1	<1	<1	<2	<1	<1	
		9/1/2020	<80	<1	<1	<1	<2	<1	<1	x
		9/2/2020	<80	<1	<1	<1	<2	<1	<1	x
		9/3/2020	<80	<1	<1	<1	<2	<1	<1	x
		9/10/2020	<80	<1	<1	<1	<2	<1	<1	
		9/17/2020	<80	<1	<1	<1	<2	<1	<1	
		9/19/2020	<80	<1	<1	<1	<2	<1	<1	x
		9/24/2020	<80	<1	<1	<1	<2	<1	<1	
		9/26/2020	<80	<1	<1	<1	<2	<1	<1	x
		10/1/2020	<80	<1	<1	<1	<2	<1	<1	
		10/7/2020	<80	<1	<1	<1	<2	<1	<1	
		10/12/2020	<80	<1	<1	<1	<2	<1	<1	x
		10/22/2020	Processing	Processing	Processing	Processing	Processing	Processing	Processing	
SW-5	**Ramah Creek (Upgradient of SW-6)**	8/15/2020	<80	<1	<1	<1	<2	<1	<1	
		8/16/2020	<80	<1	<1	<1	<2	<1	<1	
		8/17/2020	<80	<1	<1	<1	<2	<1	<1	
		8/18/2020	<80	<1	<1	<1	<2	<1	<1	
		8/19/2020	<80	<1	<1	<1	<2	<1	<1	
		8/20/2020	<80	<1	<1	<1	<2	<1	<1	
		8/21/2020	<80	<1	<1	<1	<2	<1	<1	
		8/22/2020	<80	<1	<1	<1	<2	<1	<1	
		8/27/2020	<80	<1	<1	<1	<2	<1	<1	
		9/1/2020	<80	<1	<1	<1	<2	<1	<1	x
		9/2/2020	<80	<1	<1	<1	<2	<1	<1	x
		9/3/2020	<80	<1	<1	<1	<2	<1	<1	x
		9/10/2020	<80	<1	<1	<1	<2	<1	<1	
		9/17/2020	<80	<1	<1	<1	<2	<1	<1	
		9/19/2020	<80	<1	<1	<1	<2	<1	<1	x
		9/24/2020	<80	<1	<1	<1	<2	<1	<1	
		9/26/2020	<80	<1	<1	<1	<2	<1	<1	x
		10/1/2020	<80	<1	<1	<1	<2	<1	<1	
		10/7/2020	<80	<1	<1	<1	<2	<1	<1	
		10/12/2020	<80	<1	<1	<1	<2	<1	<1	x
		10/22/2020	Processing	Processing	Processing	Processing	Processing	Processing	Processing	
SW-6	**Clarke Creek (Downgradient of Ramah Creek confluence)**	8/15/2020	<80	<1	<1	<1	<2	<1	<1	
		8/16/2020	<80	<1	<1	<1	<2	<1	<1	
		8/17/2020	<80	<1	<1	<1	<2	<1	<1	
		8/18/2020	<80	<1	<1	<1	<2	<1	<1	
		8/19/2020	<80	<1	<1	<1	<2	<1	<1	
		8/20/2020	<80	<1	<1	<1	<2	<1	<1	
		8/21/2020	<80	<1	<1	<1	<2	<1	<1	
		8/22/2020	<80	<1	<1	<1	<2	<1	<1	
		8/27/2020	<80	<1	<1	<1	<2	<1	<1	
		9/1/2020	<80	<1	<1	<1	<2	<1	<1	x
		9/2/2020	<80	<1	<1	<1	<2	<1	<1	x
		9/3/2020	<80	<1	<1	<1	<2	<1	<1	x
		9/10/2020	<80	<1	<1	<1	<2	<1	<1	
		9/17/2020	<80	<1	<1	<1	<2	<1	<1	
		9/19/2020	<80	<1	<1	<1	<2	<1	<1	x
		9/24/2020	<80	<1	<1	<1	<2	<1	<1	
		9/26/2020	<80	<1	<1	<1	<2	<1	<1	x
		10/1/2020	<80	<1	<1	<1	<2	<1	<1	
		10/7/2020	<80	<1	<1	<1	<2	<1	<1	
		10/12/2020	<80	<1	<1	<1	<2	<1	<1	x
		10/22/2020	Processing	Processing	Processing	Processing	Processing	Processing	Processing	

Note:
(1) Last update: 10/22/2020

Table 1. Surface Water Sampling Results
2020-L1-SR2448 Incident

Location ID	Description	Date	TPH (GRO) (µg/L)	Benzene (µg/L)	Toluene (µg/L)	Ethylbenzene (µg/L)	m,p-Xylene (µg/L)	o-Xylene (µg/L)	Xylenes (µg/L)	Rain Event
	EPA MCL			**5**	**1,000**	**700**	**10,000**	**10,000**	**10,000**	
	EPA Region 4 ESV (acute)			**700**	**560**	**550**	**240**	**240**	**240**	
	15A North Carolina Administrative Code subchapter 02B			**51**	**11**	**97**	**420**	**600**	**670**	
SW-7	**Rocky River (Downgradient of Clarke River confluence)**	8/15/2020	<80	<1	<1	<1	<2	<1	<1	
		8/16/2020	<80	<1	<1	<1	<2	<1	<1	
		8/17/2020	<80	<1	<1	<1	<2	<1	<1	
		8/18/2020	<80	<1	<1	<1	<2	<1	<1	
		8/19/2020	<80	<1	<1	<1	<2	<1	<1	
		8/20/2020	<80	<1	<1	<1	<2	<1	<1	
		8/21/2020	<80	<1	<1	<1	<2	<1	<1	
		8/22/2020	<80	<1	<1	<1	<2	<1	<1	
		8/27/2020	<80	<1	<1	<1	<2	<1	<1	
		9/1/2020	<80	<1	<1	<1	<2	<1	<1	x
		9/2/2020	<80	<1	<1	<1	<2	<1	<1	x
		9/3/2020	<80	<1	<1	<1	<2	<1	<1	x
		9/10/2020	<80	<1	<1	<1	<2	<1	<1	
		9/17/2020	<80	<1	<1	<1	<2	<1	<1	
		9/19/2020	<80	<1	<1	<1	<2	<1	<1	x
		9/24/2020	<80	<1	<1	<1	<2	<1	<1	
		9/26/2020	<80	<1	<1	<1	<2	<1	<1	x
		10/1/2020	<80	<1	<1	<1	<2	<1	<1	
		10/7/2020	<80	<1	<1	<1	<2	<1	<1	
		10/12/2020	<80	<1	<1	<1	<2	<1	<1	x
		10/22/2020	Processing	Processing	Processing	Processing	Processing	Processing	Processing	
SW-8	**Rocky River (Downgradient of Clarke River confluence)**	8/15/2020	<80	<1	<1	<1	<2	<1	<1	
		8/16/2020	<80	<1	<1	<1	<2	<1	<1	
		8/17/2020	<80	<1	<1	<1	<2	<1	<1	
		8/18/2020	<80	<1	<1	<1	<2	<1	<1	
		8/19/2020	<80	<1	<1	<1	<2	<1	<1	
		8/20/2020	<80	<1	<1	<1	<2	<1	<1	
		8/21/2020	<80	<1	<1	<1	<2	<1	<1	
		8/22/2020	<80	<1	<1	<1	<2	<1	<1	
SW-9	**Rocky River (Downgradient of Clarke River confluence)**	8/15/2020	<80	<1	<1	<1	<2	<1	<1	
		8/16/2020	<80	<1	<1	<1	<2	<1	<1	
		8/17/2020	<80	<1	<1	<1	<2	<1	<1	
		8/18/2020	<80	<1	<1	<1	<2	<1	<1	
		8/19/2020	<80	<1	<1	<1	<2	<1	<1	
		8/20/2020	<80	<1	<1	<1	<2	<1	<1	
		8/21/2020	<80	<1	<1	<1	<2	<1	<1	
		8/22/2020	<80	<1	<1	<1	<2	<1	<1	
SW-10	**Rocky River (Downgradient of Clarke River confluence)**	8/15/2020	<80	<1	<1	<1	<2	<1	<1	
		8/16/2020	<80	<1	<1	<1	<2	<1	<1	
		8/17/2020	<80	<1	<1	<1	<2	<1	<1	
		8/18/2020	<80	<1	<1	<1	<2	<1	<1	
		8/19/2020	<80	<1	<1	<1	<2	<1	<1	
		8/20/2020	<80	<1	<1	<1	<2	<1	<1	
		8/21/2020	<80	<1	<1	<1	<2	<1	<1	
		8/22/2020	<80	<1	<1	<1	<2	<1	<1	
SW-11	**Rocky River (Downgradient of Mallard Creek)**	8/15/2020	<80	<1	<1	<1	<2	<1	<1	
		8/16/2020	<80	<1	<1	<1	<2	<1	<1	
		8/17/2020	<80	<1	<1	<1	<2	<1	<1	
		8/18/2020	<80	<1	<1	<1	<2	<1	<1	
		8/19/2020	<80	<1	<1	<1	<2	<1	<1	
		8/20/2020	<80	<1	<1	<1	<2	<1	<1	
		8/21/2020	<80	<1	<1	<1	<2	<1	<1	
		8/22/2020	<80	<1	<1	<1	<2	<1	<1	
SW-12	**Rocky River (Downgradient of Back Creek)**	8/15/2020	<80	<1	<1	<1	<2	<1	<1	
		8/16/2020	<80	<1	<1	<1	<2	<1	<1	
		8/17/2020	<80	<1	<1	<1	<2	<1	<1	
		8/18/2020	<80	<1	<1	<1	<2	<1	<1	
		8/19/2020	<80	<1	<1	<1	<2	<1	<1	
		8/20/2020	<80	<1	<1	<1	<2	<1	<1	
		8/21/2020	<80	<1	<1	<1	<2	<1	<1	
		8/22/2020	<80	<1	<1	<1	<2	<1	<1	

Note:
(1) Last update: 10/22/2020

Table 1. Surface Water Sampling Results
2020-L1-SR2448 Incident

Location ID	Description	Date	TPH (GRO) (µg/L)	Benzene (µg/L)	Toluene (µg/L)	Ethylbenzene (µg/L)	m,p-Xylene (µg/L)	o-Xylene (µg/L)	Xylenes (µg/L)	Rain Event
	EPA MCL			**5**	**1,000**	**700**	**10,000**	**10,000**	**10,000**	
	EPA Region 4 ESV (acute)			**700**	**560**	**550**	**240**	**240**	**240**	
	15A North Carolina Administrative Code subchapter 02B			**51**	**11**	**97**	**420**	**600**	**670**	
SW-Seep	**Downgradient of Site**	9/1/2020	<80	<1	<1	<1	<2	<1	<1	x
		9/2/2020	<80	<1	<1	<1	<2	<1	<1	x
		9/3/2020	<80	<1	<1	<1	<2	<1	<1	x
		9/10/2020	<80	<1	<1	<1	<2	<1	<1	
		9/17/2020	<80	<1	<1	<1	<2	<1	<1	
		9/19/2020	<80	<1	<1	<1	<2	<1	<1	x
		9/24/2020	<80	<1	<1	<1	<2	<1	<1	
		9/26/2020	<80	<1	<1	<1	<2	<1	<1	x
		10/1/2020	<80	<1	<1	<1	<2	<1	<1	
		10/7/2020	<80	<1	<1	<1	<2	<1	<1	
		10/12/2020	<80	<1	<1	<1	<2	<1	<1	x
		10/22/2020	Processing	Processing	Processing	Processing	Processing	Processing	Processing	
SW-Confluence	**Downgradient of Site**	9/1/2020	<80	<1	<1	<1	<2	<1	<1	x
		9/2/2020	<80	<1	<1	<1	<2	<1	<1	x
		9/3/2020	<80	<1	<1	<1	<2	<1	<1	x
		9/10/2020	<80	<1	<1	<1	<2	<1	<1	
		9/17/2020	<80	<1	<1	<1	<2	<1	<1	
		9/19/2020	<80	<1	<1	<1	<2	<1	<1	x
		9/24/2020	<80	<1	<1	<1	<2	<1	<1	
		9/26/2020	<80	<1	<1	<1	<2	<1	<1	x
		10/1/2020	<80	<1	<1	<1	<2	<1	<1	
		10/7/2020	<80	<1	<1	<1	<2	<1	<1	
		10/12/2020	<80	<1	<1	<1	<2	<1	<1	x
		10/22/2020	Processing	Processing	Processing	Processing	Processing	Processing	Processing	

Note:
(1) Last update: 10/22/2020

Table 2. Surface Water General Parameter Measurements
2020-L1-SR2448 Incident

Location ID	Description	Date	Temperature (°C)	pH (STU)	ORP (mV)	Conductivity (mS/cm)	DO (mg/L)	Turbidity (NTU)
SW-1	North Prong Clark Creek (Up-gradient of the leak site)	8/15/2020	26.66	7.58	57	0.146	4.75	10.1
		8/16/2020	26.74	7.47	106	0.133	7.01	9.6
		8/17/2020	25.78	7.47	101	0.137	4.88	2.9
		8/18/2020	23.71	7.52	39	0.168	5.77	15.00
		8/19/2020	26.20	7.45	126	0.13	3.92	5.7
		8/20/2020	24.58	7.52	150	0.135	3.31	13
		8/21/2020	23.23	7.51	166	0.114	2.92	46.6
		8/22/2020	25.05	7.27	121	0.123	4.34	9.5
		8/27/2020	27.40	7.47	186	0.147	3.89	1.3
		9/1/2020	28.48	7.65	175	0.135	3.7	11.9
		9/2/2020	31.39	8.09	152	0.115	4.95	22.4
		9/3/2020	29.03	7.55	176	0.123	4.71	6.5
		9/10/2020	25.84	7.3	190	0.127	2.97	17.9
		9/17/2020	25.13	7.55	194	0.096	6.76	14.8
		9/19/2020	23.10	7.31	184	0.104	5.44	11.2
		9/24/2020	20.04	7.06	162	0.084	2.8	0
		9/26/2020	20.60	6.77	170	0.075	7.49	0
		10/1/2020	19.57	7.16	168	0.094	2.53	20.1
		10/7/2020	18.23	6.18	297	0.195	5.94	0
		10/12/2020	21.52	6.61	223	0.072	4.98	177
		10/22/2020	19.07	6.77	215	0.09	2.44	7.3
SW-2	North Prong Clark Creek (Downgradient of leak site)	8/15/2020	24.78	7.68	94	0.142	6.99	90.9
		8/16/2020	23.59	7.73	110	0.109	7.90	247
		8/17/2020	23.05	7.72	106	0.099	7.11	324
		8/18/2020	21.95	7.67	101	0.117	7.75	271
		8/19/2020	23.05	7.73	128	0.131	6.94	51
		8/20/2020	22.26	7.74	112	0.117	6.12	55.7
		8/21/2020	21.87	7.61	128	0.143	3.72	31.8
		8/22/2020	22.61	7.81	117	0.145	6.73	27.1
		8/27/2020	24.76	7.77	170	0.149	5.94	15.8
		9/1/2020	26.13	7.63	165	0.112	4.81	173
		9/2/2020	28.20	7.12	0.84	0.089	4.49	321
		9/3/2020	26.52	7.41	185	0.095	6.36	226
		9/10/2020	24.36	7.8	170	0.137	5.04	386
		9/17/2020	21.58	7.31	195	0.057	5.63	970
		9/19/2020	20.44	7.42	180	0.095	5.61	88.1
		9/24/2020	17.64	6.97	158	0.089	5	0
		9/26/2020	19.27	6.44	185	0.066	4.11	206
		10/1/2020	18.08	7.2	149	0.102	9.6	230
		10/7/2020	16.76	6.51	275	0.177	7.06	0
		10/12/2020	20.80	6.68	244	0.063	6.43	444
		10/22/2020	16.60	N/A	219	0.1	3.82	361
SW-3	South Prong Clark Creek (Downgradient of the leak site)	8/15/2020	25.04	7.65	109	0.113	7.17	224
		8/16/2020	22.52	7.54	123	0.099	7.67	250
		8/17/2020	22.66	7.64	125	0.131	7.76	248
		8/18/2020	20.10	7.68	111	0.151	7.65	198
		8/19/2020	22.98	7.66	147	0.166	6.02	27.3
		8/20/2020	21.92	7.8	99	0.176	5.37	20.9
		8/21/2020	21.40	7.64	128	0.16	3.79	94.2
		8/22/2020	22.26	7.88	113	0.154	6.66	35.5
		8/27/2020	24.99	7.83	162	0.187	6	8.2
		9/1/2020	25.34	7.61	162	0.105	5.81	141
		9/2/2020	27.13	7.12	176	0.071	4.52	238
		9/3/2020	25.18	7.38	158	0.100	5.4	98.5
		9/10/2020	24.46	7.67	177	0.18	6.11	30.9
		9/17/2020	21.41	7.29	190	0.087	6.67	ORWQM
		9/19/2020	19.90	7.41	177	0.107	5.95	50.1
		9/24/2020	16.97	7.14	149	0.126	12.27	0
		9/26/2020	18.52	6.4	195	0.066	9.22	187
		10/1/2020	17.16	7.32	144	0.125	3.33	244
		10/7/2020	15.77	6.68	272	0.23	9.85	0
		10/12/2020	21.09	6.57	252	0.068	6.17	420
		10/22/2020	16.54	6.69	199	0.158	5.84	3.5

Note:
(1) Updated 10/23/2020.
Red Text: malfunctioning equipment or misrecorded value
ORWQM: Outside the range of the water quality meter (over 1000 NTU)

Table 2. Surface Water General Parameter Measurements
2020-L1-SR2448 Incident

Location ID	Description	Date	Temperature (°C)	pH (STU)	ORP (mV)	Conductivity (mS/cm)	DO (mg/L)	Turbidity (NTU)
SW-4	Clarke Creek (Downgradient of North/South Prong Clark Creek confluence)	8/15/2020	25.06	7.7	108	0.124	8.00	168
		8/16/2020	22.85	7.62	96	0.099	7.32	299
		8/17/2020	23.03	7.55	87	0.127	8.00	125
		8/18/2020	20.96	7.60	106	0.129	7.07	96.7
		8/19/2020	23.79	7.63	145	0.147	6.66	29.3
		8/20/2020	22.41	7.77	90	0.155	4.98	22.5
		8/21/2020	21.74	7.69	114	0.163	6.17	40.2
		8/22/2020	22.20	7.9	102	0.14	7.59	42
		8/27/2020	25.56	7.71	187	0.172	6.01	7.6
		9/1/2020	25.61	7.43	138	0.116	5.73	58
		9/2/2020	27.75	6.75	187	0.078	4.97	278
		9/3/2020	25.69	6.86	165	0.103	4.16	131
		9/10/2020	24.07	7.44	173	0.153	6.45	23.9
		9/17/2020	21.04	7.2	183	0.127	5.82	886
		9/19/2020	20.06	7.23	156	0.103	7.04	71.7
		9/24/2020	17.01	6.51	174	0.108	8.9	0
		9/26/2020	18.63	6.12	187	0.067	9.09	215
		10/1/2020	16.78	6.64	180	0.116	7.32	41
		10/7/2020	21.92	7.01	195	0.203	4.92	0
		10/12/2020	21.05	6.28	269	0.067	6.08	432
		10/22/2020	16.12	6.16	240	0.13	8.86	69.2
SW-5	Ramah Creek (Upgradient of SW-6)	8/15/2020	25.44	7.49	51	0.156	6.92	14.3
		8/16/2020	23.57	7.59	55	0.123	8.70	16.6
		8/17/2020	22.57	7.42	62	0.144	5.81	24.3
		8/18/2020	20.28	7.54	37	0.142	7.87	0.00
		8/19/2020	23.98	7.75	136	0.151	6.72	51.1
		8/20/2020	22.06	7.77	86	0.151	6.04	0
		8/21/2020	21.73	7.74	109	0.149	5.3	39.1
		8/22/2020	22.29	7.77	73	0.137	7.38	21.6
		8/27/2020	26.12	7.59	177	0.159	5.29	8.9
		9/1/2020	25.13	7.29	120	0.108	5.47	858
		9/2/2020	27.51	6.59	151	0.073	4.48	233
		9/3/2020	24.87	5.99	213	0.100	4.02	217
		9/10/2020	23.80	7.4	173	0.15	5.96	10
		9/17/2020	21.28	7.05	191	0.102	4.96	505
		9/19/2020	20.82	6.96	149	0.1	6.16	98.8
		9/24/2020	17.04	6.69	183	0.101	4.22	0
		9/26/2020	18.34	6.1	194	0.064	6.05	271
		10/1/2020	17.16	6.87	136	0.11	4.82	9.7
		10/7/2020	22.65	7.06	133	0.176	6.12	0.3
		10/12/2020	20.35	6.03	282	0.057	3.15	389
		10/22/2020	16.03	6.37	225	0.119	7.43	14.1
SW-6	Clarke Creek (Downgradient of Ramah Creek confluence)	8/15/2020	25.97	7.56	109	0.131	6.50	20.7
		8/16/2020	24.06	7.13	125	0.107	4.42	122
		8/17/2020	24.06	7.64	124	0.139	7.38	71.3
		8/18/2020	21.92	7.49	110	0.136	7.03	52.4
		8/19/2020	23.21	7.56	127	0.142	7.7	23
		8/20/2020	22.42	7.79	126	0.151	6.38	17
		8/21/2020	22.09	7.56	131	0.14	5.55	15.7
		8/22/2020	22.52	7.69	113	0.138	6.03	28
		8/27/2020	25.02	7.64	228	0.17	5.32	3.8
		9/1/2020	26.00	7.19	156	0.151	5.08	103
		9/2/2020	27.23	6.34	224	0.058	2.51	389
		9/3/2020	25.38	6.57	202	0.057	4.38	135
		9/10/2020	24.48	7.02	211	0.16	4.93	18.7
		9/17/2020	21.66	6.76	225	0.133	5.51	39
		9/19/2020	21.06	6.82	279	0.111	5.53	57.5
		9/24/2020	17.19	6.67	195	0.108	10	21.4
		9/26/2020	19.04	6.22	207	0.052	9.75	102
		10/1/2020	17.17	6.84	179	0.119	7.72	19.5
		10/7/2020	22.00	7.1	186	0.207	6.05	0.5
		10/12/2020	20.95	5.72	291	0.046	1.35	515
		10/22/2020	15.92	6.48	245	0.136	2.87	20.9

Note:
(1) Updated 10/23/2020.
Red Text: malfunctioning equipment or misrecorded value
ORWQM: Outside the range of the water quality meter (over 1000 NTU)

Table 2. Surface Water General Parameter Measurements
2020-L1-SR2448 Incident

Location ID	Description	Date	Temperature (°C)	pH (STU)	ORP (mV)	Conductivity (mS/cm)	DO (mg/L)	Turbidity (NTU)
SW-7	Rocky River (Downgradient of Clarke River confluence)	8/15/2020	25.81	7.56	132	0.175	6.65	45.5
		8/16/2020	23.98	7.33	127	0.103	6.02	254
		8/17/2020	25.00	7.76	101	0.122	6.89	102
		8/18/2020	22.22	7.54	114	0.16	7.15	71.7
		8/19/2020	22.89	7.63	118	0.181	6.39	41.5
		8/20/2020	22.67	7.75	145	0.179	6.02	33.5
		8/21/2020	22.54	7.57	141	0.191	6.08	49
		8/22/2020	22.66	7.65	124	0.161	6.11	52.9
		8/27/2020	25.42	7.88	247	0.24	5.61	25
		9/1/2020	25.66	7.00	183	0.106	4.72	197
		9/2/2020	31.26	4.96	338	2.28	6.15	163
		9/3/2020	26.12	5.81	312	0.134	3.51	108
		9/10/2020	24.39	6.19	303	0.216	6.02	26.6
		9/17/2020	21.81	5.93	287	0.21	6.37	138
		9/19/2020	21.22	6.65	335	0.127	6.16	43.2
		9/24/2020	17.50	6.06	194	0.161	5.4	10
		9/26/2020	18.85	5.67	200	0.088	10.57	189
		10/1/2020	16.43	6.08	217	0.133	6.35	57.9
		10/7/2020	23.92	6.96	207	0.242	5.45	6.8
		10/12/2020	20.01	5.03	309	0.134	2.07	410
		10/22/2020	17.12	6.06	265	0.174	3.81	22.5
SW-8	Rocky River (Downgradient of Clarke River confluence)	8/15/2020	25.72	7.65	105	0.164	7.71	56.4
		8/16/2020	24.19	7.47	136	0.098	6.34	280
		8/17/2020	25.66	7.84	134	0.189	6.88	15.5
		8/18/2020	22.44	7.60	105	0.15	6.9	73.3
		8/19/2020	23.05	7.58	130	0.171	5.34	43.5
		8/20/2020	22.77	7.68	178	0.168	3.6	50.4
		8/21/2020	22.73	7.53	127	0.193	5.7	33.5
		8/22/2020	22.72	7.72	115	0.145	6.5	60.1
SW-9	Rocky River (Downgradient of Clarke River confluence)	8/15/2020	25.27	7.57	126	0.165	5.61	93.1
		8/16/2020	23.83	7.49	125	0.087	4.11	332
		8/17/2020	23.01	7.40	98	0.117	6.77	101
		8/18/2020	23.12	7.60	140	0.135	6.47	72.2
		8/19/2020	23.31	7.33	136	0.161	5.9	34.1
		8/20/2020	23.45	7.45	203	0.139	5.34	40.1
		8/21/2020	23.43	7.33	126	0.168	4.86	23.5
		8/22/2020	22.99	7.55	131	0.156	6.24	109
SW-10	Rocky River (Downgradient of Clarke River confluence)	8/15/2020	25.44	7.56	127	0.169	6.18	77.7
		8/16/2020	24.14	7.34	125	0.091	5.39	459
		8/17/2020	23.15	7.31	113	0.134	6.16	115
		8/18/2020	23.52	7.62	142	0.158	6.36	154
		8/19/2020	23.54	7.2	147	0.191	5.46	3.89
		8/20/2020	23.1	7.45	158	0.112	5.62	219
		8/21/2020	23.61	7.2	152	0.124	4.95	35.1
		8/22/2020	23.39	7.53	128	0.163	5.43	62.3
SW-11	Rocky River (Downgradient of Mallard Creek)	8/15/2020	25.01	7.60	125	0.155	7.15	143
		8/16/2020	24.24	7.02	153	0.086	5.33	466
		8/17/2020	23.20	7.3	128	0.112	6.82	144
		8/18/2020	23.6	7.59	121	0.143	6.36	90.5
		8/19/2020	23.4	7.11	191	0.151	4.2	105
		8/20/2020	23.06	7.55	201	0.098	5.05	359
		8/21/2020	23.33	6.88	198	0.143	3.67	48.9
		8/22/2020	23.28	7.58	124	0.139	6.29	55.6
SW-12	Rocky River (Downgradient of Back Creek)	8/15/2020	25.03	7.61	130	0.159	6.98	157
		8/16/2020	24.22	7.22	150	0.091	6.01	433
		8/17/2020	23.10	7.45	121	0.105	6.74	152
		8/18/2020	23.73	7.73	120	0.141	7.07	117
		8/19/2020	23.31	6.9	226	0.153	5.45	56.8
		8/20/2020	23.12	7.72	119	0.096	5.83	565
		8/21/2020	23.36	6.38	266	0.138	4.66	51.3
		8/22/2020	23.27	7.74	124	0.148	6.11	93.7

Note:
(1) Updated 10/23/2020.
Red Text: malfunctioning equipment or misrecorded value
ORWQM: Outside the range of the water quality meter (over 1000 NTU)

Table 2. Surface Water General Parameter Measurements
2020-L1-SR2448 Incident

Location ID	Description	Date	Temperature (°C)	pH (STU)	ORP (mV)	Conductivity (mS/cm)	DO (mg/L)	Turbidity (NTU)
SW-Seep	Downgradient of Spill Location	9/1/2020	25.73	5.6	76	0.13	1.2	228
		9/2/2020	28.17	7.13	171	0.121	2.95	6.97
		9/3/2020	31.55	6.24	183	0.113	4.99	516
		9/10/2020	25.85	7.16	114	0.12	6.24	188
		9/17/2020	22.23	7.3	108	0.098	5.81	566
		9/19/2020	22.30	5.66	132	0.082	0	190
		9/24/2020	20.94	7.02	168	0.03	2.31	336
		9/26/2020	20.81	6.55	157	0.063	3.79	645
		10/1/2020	31.28	6.27	64	0.066	3.98	0
		10/7/2020	20.20	5.97	179	0.109	6.35	24.9
		10/12/2020	23.51	6.06	225	0.098	3.94	98
		10/22/2020	21.86	6.17	55	0.113	8.47	728
SW-Confluence	Downgradient of Spill Location	9/1/2020	23.88	6.46	59	0.225	2.75	618
		9/2/2020	28.91	7.69	177	0.13	6.51	156
		9/3/2020	28.58	7.16	148	0.249	7.1	245
		9/10/2020	23.89	6.46	19	0.279	1.27	159
		9/17/2020	22.36	7.45	176	0.123	6.45	59.2
		9/19/2020	20.62	7.58	131	0.116	4.93	86.7
		9/24/2020	18.59	6.13	188	0.165	10.93	234
		9/26/2020	20.36	6.86	151	0.086	2.3	2.03
		10/1/2020	18.98	6.55	88	0.14	1.89	358
		10/7/2020	21.56	6.36	143	0.279	5	29.2
		10/12/2020	23.52	6.26	218	0.114	8.4	262
		10/22/2020	20.08	6.59	161	0.242	9.1	704

Note:
(1) Updated 10/23/2020.
Red Text: malfunctioning equipment or misrecorded value
ORWQM: Outside the range of the water quality meter (over 1000 NTU)

Table 3. Sediment Sampling Results
2020-L1-SR2448 Incident

Location ID	Description	Date	TPH (GRO) (mg/kg)	Benzene (µg/kg)	Toluene (µg/kg)	Ethylbenzene (µg/kg)	m,p-Xylene (µg/kg)	o-Xylene (µg/kg)	Xylenes (µg/kg)
	EPA Region 4 ESV (acute)			10	10	290	130	130	130
	EPA Region 4 RSV (acute)			2,185	2,074	1,467	1,074	1,074	1,074
SD-1	**North Prong Clark Creek (Up-gradient of the leak site)**	8/16/2020	<7.6	<6.5	<6.5	<6.5	<13	<6.5	<13
SD-2	**North Prong Clark Creek (Downgradient of leak site)**	8/16/2020	<6.2	<5.2	<5.2	<5.2	<10.3	<5.2	<10.3
SD-3	**South Prong Clark Creek (Downgradient of the leak site)**	8/16/2020	<6.9	<5.1	<5.1	<5.1	<10.2	<5.1	<10.2
SD-4	**Clarke Creek (Downgradient of North/South Prong Clark Creek confluence)**	8/16/2020	<8.8	<7.4	<7.4	<7.4	<14.8	<7.4	<14.8
SD-5	**Ramah Creek (Upgradient of SD-6)**	8/16/2020	<6.6	<5	<5	<5	<9.9	<5	<9.9
SD-6	**Clarke Creek (Downgradient of Ramah Creek confluence)**	8/16/2020	<10	<8	**8.2**	<8	<15.9	<8	<15.9
		8/19/2020	<9.8	<7.9	<7.9	<7.9	<15.9	<7.9	<15.9
SD-7	**Rocky River (Downgradient of Clarke River confluence)**	8/16/2020	<7.7	<9	<9	<9	<18.1	<9	<18.1
SD-8	**Rocky River (Downgradient of Clarke River confluence)**	8/16/2020	<6.5	<6.4	<6.4	<6.4	<12.8	<6.4	<12.8
SD-9	**Rocky River (Downgradient of Clarke River confluence)**	8/16/2020	<12.4	<9.9	<9.9	<9.9	<19.8	<9.9	<19.8
SD-10	**Rocky River (Downgradient of Clarke River confluence)**	8/16/2020	<9.8	<9.4	<9.4	<9.4	<18.7	<9.4	<18.7
SD-11	**Rocky River (Downgradient of Mallard Creek)**	8/16/2020	<8.5	<3.8	<3.8	<3.8	<7.6	<3.8	<7.6
SD-12	**Rocky River (Downgradient of Back Creek)**	8/16/2020	<10.4	<5.3	<5.3	<5.3	<10.6	<5.3	<10.6

Note:
(1) Updated 8/20/2020.

APPENDIX E

GROUNDWATER SAMPLING LOGS

Form FD 9000-24

GROUNDWATER SAMPLING LOG

SITE NAME: CPC Huntersville	SITE LOCATION: Huntersville NC	
WELL NO: MW-1	SAMPLE ID: MW-1	DATE: 8/28/2020

PURGING DATA

WELL DIAMETER (inches): 2	TUBING DIAMETER (inches): NA	WELL SCREEN INTERVAL DEPTH: feet to feet	STATIC DEPTH TO WATER (feet): 25.87 ~~35.27~~ ETR	PURGE PUMP TYPE OR BAILER: Bailer

WELL VOLUME PURGE: 1 WELL VOLUME = (TOTAL WELL DEPTH – STATIC DEPTH TO WATER) X WELL CAPACITY
(only fill out if applicable)

= (35.27 feet – ~~35.27~~ ETR 25.87 feet) X 0.163 gallons/foot = gallons

EQUIPMENT VOLUME PURGE: 1 EQUIPMENT VOL. = PUMP VOLUME + (TUBING CAPACITY X TUBING LENGTH) + FLOW CELL VOLUME
(only fill out if applicable)

= gallons + (gallons/foot X feet) + gallons = gallons

INITIAL PUMP OR TUBING DEPTH IN WELL (feet):	FINAL PUMP OR TUBING DEPTH IN WELL (feet):	PURGING INITIATED AT:	PURGING ENDED AT:	TOTAL VOLUME PURGED (gallons): 4.6

TIME	VOLUME PURGED (gallons)	CUMUL. VOLUME PURGED (gallons)	PURGE RATE (gpm)	DEPTH TO WATER (feet)	pH (standard units)	TEMP. (°C)	COND. (circle units) µmhos/cm or µS/cm	DISSOLVED OXYGEN (circle units) mg/L or % saturation	TURBIDITY (NTUs)	COLOR (describe)	ODOR (describe)
	1.5	1.5	NA	NA	6.76	17.0	133.4	15.56	NA	Brown	None
	1.5	3.0	NA	NA	6.44	15.9	123.6	9.57	NA	Brown	None
	1.6	4.6	NA	NA	6.22	17.0	121.8	6.63	NA	Brown	None

WELL CAPACITY (Gallons Per Foot): 0.75" = 0.02; 1" = 0.04; 1.25" = 0.06; 2" = 0.16; 3" = 0.37; 4" = 0.65; 5" = 1.02; 6" = 1.47; 12" = 5.88
TUBING INSIDE DIA. CAPACITY (Gal./Ft.): 1/8" = 0.0006; 3/16" = 0.0014; 1/4" = 0.0026; 5/16" = 0.004; 3/8" = 0.006; 1/2" = 0.010; 5/8" = 0.016

PURGING EQUIPMENT CODES: B = Bailer; BP = Bladder Pump; ESP = Electric Submersible Pump; PP = Peristaltic Pump; O = Other (Specify)

SAMPLING DATA

SAMPLED BY (PRINT) / AFFILIATION: Erik Riegel	SAMPLER(S) SIGNATURE(S):	SAMPLING INITIATED AT: 1240	SAMPLING ENDED AT:
PUMP OR TUBING DEPTH IN WELL (feet):	TUBING MATERIAL CODE:	FIELD-FILTERED: Y N Filtration Equipment Type:	FILTER SIZE: ____ µm
FIELD DECONTAMINATION: PUMP Y N	TUBING Y N (replaced)	DUPLICATE: Y N	

SAMPLE CONTAINER SPECIFICATION				SAMPLE PRESERVATION					
SAMPLE ID CODE	# CONTAINERS	MATERIAL CODE	VOLUME	PRESERVATIVE USED	TOTAL VOL ADDED IN FIELD (mL)	FINAL pH	INTENDED ANALYSIS AND/OR METHOD	SAMPLING EQUIPMENT CODE	SAMPLE PUMP FLOW RATE (mL per minute)
MW-1	1	PE	250ml	H.NO3	—	—	6010 Lead	B	—
MW-1	3	CG	40 ml	Sodium Thiosulfate	—	—	504.1 EDB	B	—
MW-1	3	AG	40 ml	HCL	—	—	VPH	B	—
MW-1	4	AG	40ml	HCL	—	—	6200	B	—

REMARKS:

MATERIAL CODES: AG = Amber Glass; CG = Clear Glass; PE = Polyethylene; PP = Polypropylene; S = Silicone; T = Teflon; O = Other (Specify)

SAMPLING EQUIPMENT CODES: APP = After Peristaltic Pump; B = Bailer; BP = Bladder Pump; ESP = Electric Submersible Pump; RFPP = Reverse Flow Peristaltic Pump; SM = Straw Method (Tubing Gravity Drain); O = Other (Specify)

NOTES: 1. **The above do not constitute all of the information required by Chapter 62-160, F.A.C.**

2. STABILIZATION CRITERIA FOR RANGE OF VARIATION OF LAST THREE CONSECUTIVE READINGS (SEE FS 2212, SECTION 3)

pH: ± 0.2 units **Temperature:** ± 0.2 °C **Specific Conductance:** ± 5% **Dissolved Oxygen:** all readings ≤ 20% saturation (see Table FS 2200-2); optionally, ± 0.2 mg/L or ± 10% (whichever is greater) **Turbidity:** all readings ≤ 20 NTU; optionally ± 5 NTU or ± 10% (whichever is greater)

Revision Date: February 12, 2009

Form FD 9000-24

GROUNDWATER SAMPLING LOG

SITE NAME: CPC Huntersville	SITE LOCATION: Huntersville NC	
WELL NO: MW-2	SAMPLE ID: MW-2	DATE: 8/27/2020

PURGING DATA

WELL DIAMETER (inches): 2	TUBING DIAMETER (inches): NA	WELL SCREEN INTERVAL DEPTH: feet to feet	STATIC DEPTH TO WATER (feet): 27.93	PURGE PUMP TYPE OR BAILER: Bailer

WELL VOLUME PURGE: 1 WELL VOLUME = (TOTAL WELL DEPTH – STATIC DEPTH TO WATER) X WELL CAPACITY
(only fill out if applicable) 1.19 = (35.29 ~~27.93~~ feet – 35.29 27.93 feet) X 0.163 gallons/foot = gallons

EQUIPMENT VOLUME PURGE: 1 EQUIPMENT VOL. = PUMP VOLUME + (TUBING CAPACITY X TUBING LENGTH) + FLOW CELL VOLUME
(only fill out if applicable)
= gallons + (gallons/foot X feet) + gallons = gallons

INITIAL PUMP OR TUBING DEPTH IN WELL (feet):	FINAL PUMP OR TUBING DEPTH IN WELL (feet):	PURGING INITIATED AT:	PURGING ENDED AT:	TOTAL VOLUME PURGED (gallons): 3.5

TIME	VOLUME PURGED (gallons)	CUMUL. VOLUME PURGED (gallons)	PURGE RATE (gpm)	DEPTH TO WATER (feet)	pH (standard units)	TEMP. (°C)	COND. (circle units) µmhos/cm or mS/cm	DISSOLVED OXYGEN (circle units) mg/L or % saturation	TURBIDITY (NTUs)	COLOR (describe)	ODOR (describe)
	1	1	NA	NA	~~6.97~~	21.5	383.9	7.21	NA	Brown	None
	~~1~~	2	NA	NA	6.58	18.2	117.8	8.46	NA	Brown	None
	1.5	3.5	NA	NA	6.50	18.2	114.3	8.21	NA	Brown	None

WELL CAPACITY (Gallons Per Foot): 0.75" = 0.02; 1" = 0.04; 1.25" = 0.06; 2" = 0.16; 3" = 0.37; 4" = 0.65; 5" = 1.02; 6" = 1.47; 12" = 5.88
TUBING INSIDE DIA. CAPACITY (Gal./Ft.): 1/8" = 0.0006; 3/16" = 0.0014; 1/4" = 0.0026; 5/16" = 0.004; 3/8" = 0.006; 1/2" = 0.010; 5/8" = 0.016

PURGING EQUIPMENT CODES: B = Bailer; BP = Bladder Pump; ESP = Electric Submersible Pump; PP = Peristaltic Pump; O = Other (Specify)

SAMPLING DATA

SAMPLED BY (PRINT) / AFFILIATION: Erik Riegel	SAMPLER(S) SIGNATURE(S):	SAMPLING INITIATED AT: 1130	SAMPLING ENDED AT: NA
PUMP OR TUBING DEPTH IN WELL (feet):	TUBING MATERIAL CODE:	FIELD-FILTERED: Y N Filtration Equipment Type:	FILTER SIZE: ____ µm
FIELD DECONTAMINATION: PUMP Y N	TUBING Y N (replaced)	DUPLICATE: Y N	

SAMPLE CONTAINER SPECIFICATION				SAMPLE PRESERVATION					
SAMPLE ID CODE	# CONTAINERS	MATERIAL CODE	VOLUME	PRESERVATIVE USED	TOTAL VOL ADDED IN FIELD (mL)	FINAL pH	INTENDED ANALYSIS AND/OR METHOD	SAMPLING EQUIPMENT CODE	SAMPLE PUMP FLOW RATE (mL per minute)
MW-2	1	PE	250ml	HNO3	—	—	6010 Lead	B	—
MW-2	3	CG	40ml	Sodium Thiosulfate	—	—	504.1 EDB	B	—
MW-2	3	AG	40ml	HCL	—	—	VPH	B	—
MW-2	4	AG	40ml	HCL	—	—	6200	B	—

REMARKS:

MATERIAL CODES: AG = Amber Glass; CG = Clear Glass; PE = Polyethylene; PP = Polypropylene; S = Silicone; T = Teflon; O = Other (Specify)

SAMPLING EQUIPMENT CODES: APP = After Peristaltic Pump; B = Bailer; BP = Bladder Pump; ESP = Electric Submersible Pump; RFPP = Reverse Flow Peristaltic Pump; SM = Straw Method (Tubing Gravity Drain); O = Other (Specify)

NOTES: 1. **The above do not constitute all of the information required by Chapter 62-160, F.A.C.**

2. STABILIZATION CRITERIA FOR RANGE OF VARIATION OF LAST THREE CONSECUTIVE READINGS (SEE FS 2212, SECTION 3)

pH: ± 0.2 units **Temperature:** ± 0.2 °C **Specific Conductance:** ± 5% **Dissolved Oxygen:** all readings ≤ 20% saturation (see Table FS 2200-2); optionally, ± 0.2 mg/L or ± 10% (whichever is greater) **Turbidity:** all readings ≤ 20 NTU; optionally ± 5 NTU or ± 10% (whichever is greater)

Revision Date: February 12, 2009

Form FD 9000-24

GROUNDWATER SAMPLING LOG

SITE NAME: CPC Huntersville	SITE LOCATION: Huntersville NC	
WELL NO: MW-3	SAMPLE ID: MW-3	DATE: 8/28/2020

PURGING DATA

WELL DIAMETER (inches): 2"	TUBING DIAMETER (inches): NA	WELL SCREEN INTERVAL DEPTH: feet to feet	STATIC DEPTH TO WATER (feet): 30.03	PURGE PUMP TYPE OR BAILER: Bailer

WELL VOLUME PURGE: 1 WELL VOLUME = (TOTAL WELL DEPTH – STATIC DEPTH TO WATER) X WELL CAPACITY
(only fill out if applicable) 1.19 = (30.03 feet – 22.76 feet) X 0.163 gallons/foot = gallons

EQUIPMENT VOLUME PURGE: 1 EQUIPMENT VOL. = PUMP VOLUME + (TUBING CAPACITY X TUBING LENGTH) + FLOW CELL VOLUME
(only fill out if applicable)
= gallons + (gallons/foot X feet) + gallons = gallons

INITIAL PUMP OR TUBING DEPTH IN WELL (feet):	FINAL PUMP OR TUBING DEPTH IN WELL (feet):	PURGING INITIATED AT:	PURGING ENDED AT:	TOTAL VOLUME PURGED (gallons): 3.5

TIME	VOLUME PURGED (gallons)	CUMUL. VOLUME PURGED (gallons)	PURGE RATE (gpm)	DEPTH TO WATER (feet)	pH (standard units)	TEMP. (°C)	COND. (circle units) µmhos/cm or µS/cm	DISSOLVED OXYGEN (circle units) mg/L or % saturation	TURBIDITY (NTUs)	COLOR (describe)	ODOR (describe)
	1	1	NA	NA	6.16	16.7	163.9	7.87	NA	Brown	None
	1	2	NA	NA	5.96	15.9	152.8	6.47	NA	Brown	None
	1.5	3.5	NA	NA	5.87	17.9	149.1	5.80	NA	Brown	None

WELL CAPACITY (Gallons Per Foot): 0.75" = 0.02; 1" = 0.04; 1.25" = 0.06; 2" = 0.16; 3" = 0.37; 4" = 0.65; 5" = 1.02; 6" = 1.47; 12" = 5.88
TUBING INSIDE DIA. CAPACITY (Gal./Ft.): 1/8" = 0.0006; 3/16" = 0.0014; 1/4" = 0.0026; 5/16" = 0.004; 3/8" = 0.006; 1/2" = 0.010; 5/8" = 0.016

PURGING EQUIPMENT CODES: B = Bailer; BP = Bladder Pump; ESP = Electric Submersible Pump; PP = Peristaltic Pump; O = Other (Specify)

SAMPLING DATA

SAMPLED BY (PRINT) / AFFILIATION: Erik Riegel / AECOM	SAMPLER(S) SIGNATURE(S):	SAMPLING INITIATED AT: 1350	SAMPLING ENDED AT:
PUMP OR TUBING DEPTH IN WELL (feet):	TUBING MATERIAL CODE:	FIELD-FILTERED: Y N Filtration Equipment Type:	FILTER SIZE: ____ µm

FIELD DECONTAMINATION: PUMP Y N TUBING Y N (replaced) DUPLICATE: Y N

SAMPLE CONTAINER SPECIFICATION				SAMPLE PRESERVATION					
SAMPLE ID CODE	# CONTAINERS	MATERIAL CODE	VOLUME	PRESERVATIVE USED	TOTAL VOL ADDED IN FIELD (mL)	FINAL pH	INTENDED ANALYSIS AND/OR METHOD	SAMPLING EQUIPMENT CODE	SAMPLE PUMP FLOW RATE (mL per minute)
MW-3	1	PE	250 ml	HNO3	—	—	6010 Lead	B	—
MW-3	3	CG	40 ml	Sodium Thiosulfate	—	—	504.1 EDB	B	—
MW-3	3	AG	40 ml	HCL	—	—	VPH	B	—
MW-3	4	AG	40ml	HCL	—	—	6200	B	—

REMARKS:

MATERIAL CODES: AG = Amber Glass; CG = Clear Glass; PE = Polyethylene; PP = Polypropylene; S = Silicone; T = Teflon; O = Other (Specify)

SAMPLING EQUIPMENT CODES: APP = After Peristaltic Pump; B = Bailer; BP = Bladder Pump; ESP = Electric Submersible Pump; RFPP = Reverse Flow Peristaltic Pump; SM = Straw Method (Tubing Gravity Drain); O = Other (Specify)

NOTES: 1. **The above do not constitute all of the information required by Chapter 62-160, F.A.C.**

2. STABILIZATION CRITERIA FOR RANGE OF VARIATION OF LAST THREE CONSECUTIVE READINGS (SEE FS 2212, SECTION 3)

pH: ± 0.2 units **Temperature:** ± 0.2 °C **Specific Conductance:** ± 5% **Dissolved Oxygen:** all readings ≤ 20% saturation (see Table FS 2200-2); optionally, ± 0.2 mg/L or ± 10% (whichever is greater) **Turbidity:** all readings ≤ 20 NTU; optionally ± 5 NTU or ± 10% (whichever is greater)

Revision Date: February 12, 2009

AECOM

Groundwater Sampling Log
Revision 12/29/2015

Site Name: ~~Huntsville~~ CPC Huntersville Well ID MW-4 Date: 9/2/2020
City, State: Huntersville Well Depth 40.00 (ft)
Sampler (s): E Engel M Dekozlowski Well Diameter 2" (in)
Top of Screen ____ (ft-btoc)
Btm of Screen ____ (ft-btoc)

Static Water Level: 28.28 ft-btoc
Collection Method: Bailer
Pump Placement: ____ ft-btoc
Pumping Rate: ____ (L/min)

WATER QUALITY INDICATOR PARAMETERS

Time	Water Level (ft-btoc)	DO (mg/L)	ORP (mv)	Specific Conductivity (µS/cm)	Turbidity (NTU)	pH	Temp. (C°)	Volume Pumped (L)
3-5 min	< 0.1 ft/min	+/-0.3	+/- 10	+/- 3	+/- 10%	+/- 0.1	+/- 0.5°	--
2	—	4.59	292.3	201.3	NA	8.08	19.3	2
2	—	~~0~~ 5.71	329.7	140.0	NA	6.72	17.9	4
1.72	—	6.12	328.9	131.3	NA	6.68	16.5	5.7

Samples Collected: 6010 Lead (1), 504.1 EBD (3), VPH (3), 6200 (4)

One Casing Volume: 1.9 ~~ft~~ gal V=0.041 d^2h
Total Volume Purged Prior to Collecting Sample: 5.7 ~~ft~~ gal

NOTES:
Brown, NO odor Sampled at 1420

NTU - nephelometric turbidity units
µS/cm - microsiemens per centimeter
btoc - below top of casing
mg - milligrams
mv - millivolts
h- depth of water column
Temp. - Temperature
C° - degrees Celsius
d - diameter
ft - feet
min - minute
L - Liter
V - Volume

AECOM

Groundwater Sampling Log
Revision 12/29/2015

Site Name: CPC Huntersville Well ID MW-5 Date: 9/2/2020
City, State: Huntersville, NC Well Depth 40.33 (ft)
Sampler (s): E. Riegel M. DeKozlowski Well Diameter 2" (in)
Top of Screen ____ (ft-btoc)
Btm of Screen ____ (ft-btoc)

Static Water Level: 25.28 ft-btoc
Collection Method: Bailer
Pump Placement: ____ ft-btoc
Pumping Rate: ____ (L/min)

WATER QUALITY INDICATOR PARAMETERS

~~gal~~ Time (min)	Water Level (ft-btoc)	DO (mg/L)	ORP (mv)	Specific Conductivity (µS/cm)	Turbidity (NTU)	pH	Temp. (C°)	Volume Pumped (L)
3-5 min	< 0.1 ft/min	+/-0.3	+/- 10	+/- 3	+/- 10%	+/- 0.1	+/- 0.5°	--
2.5	—	5.96	374.3	149.2	NA	5.77	19.9	2.5
2.5		6.55	377.6	111.0	NA	5.71	17.3	5
2.4		5.54	376.0	112.0	NA	5.90	21.5	7.4

Samples Collected: 6010 Lead (1), 504.1 EDB (3), VPH (3), 6200 (4)

One Casing Volume: 2.6 ~~(1)~~ gal V=0.041 d^2h
Total Volume Purged Prior to Collecting Sample: 7.4 ~~(1)~~ gal

NOTES:

Brown, No odor Sampled at 1210

NTU - nephelometric turbidity units
µS/cm - microsiemens per centimeter
btoc - below top of casing
mg - milligrams
mv - millivolts
h- depth of water column
Temp. - Temperature
C° - degrees Celsius
d - diameter
ft - feet
min - minute
L - Liter
V - Volume

AECOM

Groundwater Sampling Log
Revision 12/29/2015

Site Name: CPC Huntersville
Well ID MW-6
Date: 9/2/2020 ~~MW-6~~ ETR
City, State: Huntersville, NC
Well Depth 40.33 (ft)
Sampler (s): E Riegel
Well Diameter 2" (in)
Top of Screen _____ (ft-btoc)
Btm of Screen _____ (ft-btoc)

Static Water Level: 20.98 ft-btoc
Collection Method: Bailer
Pump Placement: _____ ft-btoc
Pumping Rate: _____ (L/min)

WATER QUALITY INDICATOR PARAMETERS

Time	Water Level (ft-btoc)	DO (mg/L)	ORP (mv)	Specific Conductivity (µS/cm)	Turbidity (NTU)	pH	Temp. (C°)	Volume Pumped (L)
3-5 min	< 0.1 ft/min	+/-0.3	+/- 10	+/- 3	+/- 10%	+/- 0.1	+/- 0.5°	--
3	—	5.60	394.7	123.6	NA	5.74	18.7	3
3	—	6.95	401.9	97.4	NA	5.70	16.8	6
3.5	—	6.78	395.6	101.0	NA	5.77	16.6	9.5

Samples Collected: 6010 Lead (1), 504.1 EDB (3), VPH (3), 6200 (4)

One Casing Volume: 3.15 ~~(L)~~ ETR gal V=0.041 d^2h
Total Volume Purged Prior to Collecting Sample: 9.5 ~~(L)~~ ETR gal

NOTES:

Brown, No odor Sampled at 1345

NTU - nephelometric turbidity units
µS/cm - microsiemens per centimeter
btoc - below top of casing
mg - milligrams
mv - millivolts
h- depth of water column
Temp. - Temperature
C° - degrees Celsius
d - diameter
ft - feet
min - minute
L - Liter
V - Volume

AECOM

Groundwater Sampling Log
Revision 12/29/2015

Site Name: CPC Huntersville Well ID MW-7 Date: 8/2/2020
City, State: Huntersville, NC Well Depth 35.31 (ft)
Sampler (s): E Riegel M Dekozlowski Well Diameter 2" (in)
Top of Screen _____ (ft-btoc)
Btm of Screen _____ (ft-btoc)

Static Water Level: 26.61 ft-btoc
Collection Method: Bailer
Pump Placement: _____ ft-btoc
Pumping Rate: _____ (L/min)

WATER QUALITY INDICATOR PARAMETERS

~~Time~~ gal	Water Level (ft-btoc)	DO (mg/L)	ORP (mv)	Specific Conductivity (µS/cm)	Turbidity (NTU)	pH	Temp. (C°)	Volume Pumped ~~(L)~~ gal
3-5 min	< 0.1 ft/min	+/-0.3	+/- 10	+/- 3	+/- 10%	+/- 0.1	+/- 0.5°	--
1.5	—	6.86	303.5	195.7	NA	5.47	18.1	1.5
1.5	—	7.26	294.6	156.3	NA	5.72	16.5	3
1.2	—	5.48	273.6	156.1	NA	6.09	19.4	4.2

Samples Collected: 6010 Lead (1), 504.1 EDB (3), VPH (3), 6200 (4)

One Casing Volume: 1.4 ~~(L)~~ gal V=0.041 d^2h
Total Volume Purged Prior to Collecting Sample: 4.2 ~~(L)~~ gal

NOTES:

Brown, No odor Sampled @ 1125

NTU - nephelometric turbidity units
µS/cm - microsiemens per centimeter
btoc - below top of casing
mg - milligrams
mv - millivolts
h- depth of water column
Temp. - Temperature
C° - degrees Celsius
d - diameter
ft - feet
min - minute
L - Liter
V - Volume

AECOM

Groundwater Sampling Log
Revision 12/29/2015

Site Name: CPC Huntersville Well ID MW-8 Date: 9/3/2020
City, State: Huntersville, NC Well Depth 47.90 (ft)
Sampler (s): E Riegel M Dekozlowski Well Diameter 4" (in)
Top of Screen (ft-btoc)
Btm of Screen (ft-btoc)

Static Water Level: 31.65 ft-btoc
Collection Method: Bailer
Pump Placement: ft-btoc
Pumping Rate: (L/min)

WATER QUALITY INDICATOR PARAMETERS

~~gal~~ Time	Water Level (ft-btoc)	DO (mg/L)	ORP (mv)	Specific Conductivity (µS/cm)	Turbidity (NTU)	pH	Temp. (C°)	Volume Pumped ~~(L)~~ gal
3-5 min	< 0.1 ft/min	+/-0.3	+/- 10	+/- 3	+/- 10%	+/- 0.1	+/- 0.5°	--
10	—	5.13	-8.4	174.2	NA	5.93	21.1	10
10	—	5.36	24.4	131.7	NA	5.85	18.2	20
11.8	—	4.27	-13.2	168.8	NA	6.31	21.3	31.8

Samples Collected: 6010 Lead (1), 504.1 EDB (3), VPH (3), 6200 (4)

One Casing Volume: 10.6 ~~(L)~~ gal V=0.041 d^2h
Total Volume Purged Prior to Collecting Sample: 31.8 ~~(L)~~ gal

NOTES:
Brown, No odor Sampled at 1030

NTU - nephelometric turbidity units
µS/cm - microsiemens per centimeter
btoc - below top of casing
mg - milligrams
mv - millivolts
h- depth of water column
Temp. - Temperature
C° - degrees Celsius
d - diameter
ft - feet
min - minute
L - Liter
V - Volume

Form FD 9000-24

GROUNDWATER SAMPLING LOG

SITE NAME: Emergency Response Colonial Pipeline	SITE LOCATION: Huntersville, NC	
WELL NO: MW-08	SAMPLE ID: MW-08	DATE: 9/13/20

PURGING DATA

WELL DIAMETER (inches):	TUBING DIAMETER (inches):	WELL SCREEN INTERVAL DEPTH: feet to feet	STATIC DEPTH TO WATER (feet): 31.78	PURGE PUMP TYPE OR BAILER: B 4"

WELL VOLUME PURGE: 1 WELL VOLUME = (TOTAL WELL DEPTH − STATIC DEPTH TO WATER) X WELL CAPACITY
(only fill out if applicable) 47.43 = (31.78 feet − 15.65 feet) X 0.653 gallons/foot = 10.22 gallons

EQUIPMENT VOLUME PURGE: 1 EQUIPMENT VOL. = PUMP VOLUME + (TUBING CAPACITY X TUBING LENGTH) + FLOW CELL VOLUME
(only fill out if applicable)
= gallons + (gallons/foot X feet) + gallons = gallons

INITIAL PUMP OR TUBING DEPTH IN WELL (feet):	FINAL PUMP OR TUBING DEPTH IN WELL (feet):	PURGING INITIATED AT:	PURGING ENDED AT:	TOTAL VOLUME PURGED (gallons):

TIME	VOLUME PURGED (gallons)	CUMUL. VOLUME PURGED (gallons)	PURGE RATE (gpm)	DEPTH TO WATER (feet)	pH (standard units)	TEMP. (°C)	COND. (circle units) µmhos/cm or µS/cm	DISSOLVED OXYGEN (circle units) mg/L or % saturation	TURBIDITY (NTUs)	COLOR (describe)	ODOR (describe)
1308	Initial	Initial	—	—	6.34	17.2	121.6	4.05	—	Clear	N
1315	10.22	10.22	—	—	6.38	16.9	125.6	5.09	—	Brown	N
1323	10.22	20.44	—	—	6.28	16.9	146.8	4.81	—	Brown	N
				Dry							

WELL CAPACITY (Gallons Per Foot): 0.75" = 0.02; 1" = 0.04; 1.25" = 0.06; 2" = 0.16; 3" = 0.37; 4" = 0.65; 5" = 1.02; 6" = 1.47; 12" = 5.88
TUBING INSIDE DIA. CAPACITY (Gal./Ft.): 1/8" = 0.0006; 3/16" = 0.0014; 1/4" = 0.0026; 5/16" = 0.004; 3/8" = 0.006; 1/2" = 0.010; 5/8" = 0.016

PURGING EQUIPMENT CODES: B = Bailer; BP = Bladder Pump; ESP = Electric Submersible Pump; PP = Peristaltic Pump; O = Other (Specify)

SAMPLING DATA

SAMPLED BY (PRINT) / AFFILIATION: Randy Morgan AECOM	SAMPLER(S) SIGNATURE(S): Randy Morgan	SAMPLING INITIATED AT: 1345	SAMPLING ENDED AT: 1350
PUMP OR TUBING DEPTH IN WELL (feet):	TUBING MATERIAL CODE:	FIELD-FILTERED: Y N Filtration Equipment Type:	FILTER SIZE: ____ µm
FIELD DECONTAMINATION: PUMP Y N	TUBING Y N (replaced)	DUPLICATE: Y N	

SAMPLE CONTAINER SPECIFICATION				SAMPLE PRESERVATION					
SAMPLE ID CODE	# CONTAINERS	MATERIAL CODE	VOLUME	PRESERVATIVE USED	TOTAL VOL ADDED IN FIELD (mL)	FINAL pH	INTENDED ANALYSIS AND/OR METHOD	SAMPLING EQUIPMENT CODE	SAMPLE PUMP FLOW RATE (mL per minute)
MW-08	3	AG	3x40mL	HCl	—	6.28	VPH	B	
MW-08	4	AG	4x40mL	HCl	—	6.28	6200 VOCs	B	
MW-08	1	P	1x250mL	HNO3	—	6.28	6010 Lead	D	

REMARKS:

MATERIAL CODES: AG = Amber Glass; CG = Clear Glass; PE = Polyethylene; PP = Polypropylene; S = Silicone; T = Teflon; O = Other (Specify)

SAMPLING EQUIPMENT CODES: APP = After Peristaltic Pump; B = Bailer; BP = Bladder Pump; ESP = Electric Submersible Pump; RFPP = Reverse Flow Peristaltic Pump; SM = Straw Method (Tubing Gravity Drain); O = Other (Specify)

NOTES: 1. **The above do not constitute all of the information required by Chapter 62-160, F.A.C.**

2. STABILIZATION CRITERIA FOR RANGE OF VARIATION OF LAST THREE CONSECUTIVE READINGS (SEE FS 2212, SECTION 3)

pH: ± 0.2 units **Temperature:** ± 0.2 °C **Specific Conductance:** ± 5% **Dissolved Oxygen:** all readings ≤ 20% saturation (see Table FS 2200-2); optionally, ± 0.2 mg/L or ± 10% (whichever is greater) **Turbidity:** all readings ≤ 20 NTU; optionally ± 5 NTU or ± 10% (whichever is greater)

Revision Date: February 12, 2009

Form FD 9000-24

GROUNDWATER SAMPLING LOG

SITE NAME: 2020-L1-2448 Incident	SITE LOCATION: Huntersville, NC	
WELL NO: MW-08	SAMPLE ID: MW-08	DATE: 10/7/2020

PURGING DATA

WELL DIAMETER (inches): 4	TUBING DIAMETER (inches): 0.25	WELL SCREEN INTERVAL DEPTH: 15 feet to 45 feet	STATIC DEPTH TO WATER (feet): 31.86	PURGE PUMP TYPE OR BAILER: monsoon pump

WELL VOLUME PURGE: 1 WELL VOLUME = (TOTAL WELL DEPTH − STATIC DEPTH TO WATER) X WELL CAPACITY
(only fill out if applicable)
= (45 feet − 31.86 feet) X 0.653 gallons/foot = 8.6 gallons

EQUIPMENT VOLUME PURGE: 1 EQUIPMENT VOL. = PUMP VOLUME + (TUBING CAPACITY X TUBING LENGTH) + FLOW CELL VOLUME
(only fill out if applicable)
= gallons + (gallons/foot X feet) + gallons = gallons

INITIAL PUMP OR TUBING DEPTH IN WELL (feet): 40	FINAL PUMP OR TUBING DEPTH IN WELL (feet): 40	PURGING INITIATED AT: 0926	PURGING ENDED AT: ~~1049~~ 1044	TOTAL VOLUME PURGED (gallons): 25.8

TIME	VOLUME PURGED (gallons)	CUMUL. VOLUME PURGED (gallons)	PURGE RATE (gpm)	DEPTH TO WATER (feet)	pH (standard units)	TEMP. (°C)	COND. (circle units) µmhos/cm or (µS/cm)	DISSOLVED OXYGEN (circle units) (mg/L) or % saturation	TURBIDITY (NTUs)	COLOR (describe)	ODOR (describe)
0952	8.6	8.6	0.33	36.87	6.18	16.6	176.0	4.23	—	clear	none
1018	8.6	17.2	0.33	37.58	6.25	16.6	186.5	4.36	—	clear	none
1044	8.6	25.8	0.33	38.01	6.33	16.7	191.3	4.96	—	clear	none

WELL CAPACITY (Gallons Per Foot): 0.75" = 0.02; 1" = 0.04; 1.25" = 0.06; 2" = 0.16; 3" = 0.37; 4" = 0.65; 5" = 1.02; 6" = 1.47; 12" = 5.88
TUBING INSIDE DIA. CAPACITY (Gal./Ft.): 1/8" = 0.0006; 3/16" = 0.0014; 1/4" = 0.0026; 5/16" = 0.004; 3/8" = 0.006; 1/2" = 0.010; 5/8" = 0.016

PURGING EQUIPMENT CODES: B = Bailer; BP = Bladder Pump; ESP = Electric Submersible Pump; PP = Peristaltic Pump; O = Other (Specify)

SAMPLING DATA

SAMPLED BY (PRINT) / AFFILIATION: Emily Love / AECOM	SAMPLER(S) SIGNATURE(S): Emily R. Love	SAMPLING INITIATED AT: 1044	SAMPLING ENDED AT: 1049
PUMP OR TUBING DEPTH IN WELL (feet): 40	TUBING MATERIAL CODE: PE	FIELD-FILTERED: Y (N) Filtration Equipment Type: —	FILTER SIZE: — µm
FIELD DECONTAMINATION: (PUMP) (Y) N	TUBING Y (N replaced)	DUPLICATE: Y (N)	

SAMPLE CONTAINER SPECIFICATION				SAMPLE PRESERVATION					
SAMPLE ID CODE	# CONTAINERS	MATERIAL CODE	VOLUME	PRESERVATIVE USED	TOTAL VOL ADDED IN FIELD (mL)	FINAL pH	INTENDED ANALYSIS AND/OR METHOD	SAMPLING EQUIPMENT CODE	SAMPLE PUMP FLOW RATE (~~mL per minute~~) GPM
	4	AG	40ml	HCL	40ml x 4	6.33	6200	ESP	0.33
	3	AG	40ml	HCL	40ml x 3		VPH		
	~~3~~	~~CG~~	~~40ml~~	~~Na Thiosulfate~~	~~40ml x 3~~		~~EDB by 504.1~~		
	1	PE	250ml	HN03	250ml		Lead by 6010		

REMARKS:

MATERIAL CODES: AG = Amber Glass; CG = Clear Glass; PE = Polyethylene; PP = Polypropylene; S = Silicone; T = Teflon; O = Other (Specify)

SAMPLING EQUIPMENT CODES: APP = After Peristaltic Pump; B = Bailer; BP = Bladder Pump; ESP = Electric Submersible Pump; RFPP = Reverse Flow Peristaltic Pump; SM = Straw Method (Tubing Gravity Drain); O = Other (Specify)

NOTES: 1. **The above do not constitute all of the information required by Chapter 62-160, F.A.C.**

2. STABILIZATION CRITERIA FOR RANGE OF VARIATION OF LAST THREE CONSECUTIVE READINGS (SEE FS 2212, SECTION 3)

pH: ± 0.2 units **Temperature:** ± 0.2 °C **Specific Conductance:** ± 5% **Dissolved Oxygen:** all readings ≤ 20% saturation (see Table FS 2200-2); optionally, ± 0.2 mg/L or ± 10% (whichever is greater) **Turbidity:** all readings ≤ 20 NTU; optionally ± 5 NTU or ± 10% (whichever is greater)

Revision Date: February 12, 2009

Form FD 9000-24

GROUNDWATER SAMPLING LOG

SITE NAME: Emergency Response Colonial Pipeline	SITE LOCATION: Huntersville NC	
WELL NO: MW-09	SAMPLE ID: MW-09	DATE: 9-13-20

PURGING DATA

WELL DIAMETER (inches): 2"	TUBING DIAMETER (inches): —	WELL SCREEN INTERVAL DEPTH: feet to feet	STATIC DEPTH TO WATER (feet): 28.81	PURGE PUMP TYPE OR BAILER: Bailer 2"

WELL VOLUME PURGE: 1 WELL VOLUME = (TOTAL WELL DEPTH − STATIC DEPTH TO WATER) X WELL CAPACITY
(only fill out if applicable) 35.30 = (28.81 feet − 6.49 feet) X 0.167 gallons/foot = 1.05 gallons

EQUIPMENT VOLUME PURGE: 1 EQUIPMENT VOL. = PUMP VOLUME + (TUBING CAPACITY X TUBING LENGTH) + FLOW CELL VOLUME
(only fill out if applicable)
= gallons + (gallons/foot X feet) + gallons = gallons

INITIAL PUMP OR TUBING DEPTH IN WELL (feet):	FINAL PUMP OR TUBING DEPTH IN WELL (feet):	PURGING INITIATED AT: 1535	PURGING ENDED AT: 1545	TOTAL VOLUME PURGED (gallons): 3.15

TIME	VOLUME PURGED (gallons)	CUMUL. VOLUME PURGED (gallons)	PURGE RATE (gpm)	DEPTH TO WATER (feet)	pH (standard units)	TEMP. (°C)	COND. (circle units) µmhos/cm or µS/cm	DISSOLVED OXYGEN (circle units) mg/L or % saturation	TURBIDITY (NTUs)	COLOR (describe)	ODOR (describe)
1535	Initial	—	—	—	5.86	15.7	150.2	4.86	—	Clear	N
1538	1.05	1.05	—	—	5.76	15.4	150.2	6.07	—	Clear	N
1541	1.05	2.10	—	—	5.72	15.2	152.0	5.70	—	Slight	N
1545	1.05	3.15	—	—	6.11	15.0	154.5	5.01	—	Slight	N

WELL CAPACITY (Gallons Per Foot): 0.75" = 0.02; 1" = 0.04; 1.25" = 0.06; 2" = 0.16; 3" = 0.37; 4" = 0.65; 5" = 1.02; 6" = 1.47; 12" = 5.88
TUBING INSIDE DIA. CAPACITY (Gal./Ft.): 1/8" = 0.0006; 3/16" = 0.0014; 1/4" = 0.0026; 5/16" = 0.004; 3/8" = 0.006; 1/2" = 0.010; 5/8" = 0.016

PURGING EQUIPMENT CODES: B = Bailer; BP = Bladder Pump; ESP = Electric Submersible Pump; PP = Peristaltic Pump; O = Other (Specify)

SAMPLING DATA

SAMPLED BY (PRINT) / AFFILIATION: Randy Morgan	SAMPLER(S) SIGNATURE(S): Randy Morgan	SAMPLING INITIATED AT: 1550	SAMPLING ENDED AT: 1555
PUMP OR TUBING DEPTH IN WELL (feet):	TUBING MATERIAL CODE:	FIELD-FILTERED: Y N Filtration Equipment Type:	FILTER SIZE: ____ µm
FIELD DECONTAMINATION: PUMP Y N	TUBING Y N (replaced)	DUPLICATE: Y N	

SAMPLE CONTAINER SPECIFICATION				SAMPLE PRESERVATION					
SAMPLE ID CODE	# CONTAINERS	MATERIAL CODE	VOLUME	PRESERVATIVE USED	TOTAL VOL ADDED IN FIELD (mL)	FINAL pH	INTENDED ANALYSIS AND/OR METHOD	SAMPLING EQUIPMENT CODE	SAMPLE PUMP FLOW RATE (mL per minute)
MW-09	3	AG	3X40ml	HCL	—	6.11	VPH	B	
MW-09	4	AG	4X40ml	HCL	—	6.11	6200 VOCs	B	
MW-09	1	P	1X250ml	HNO3	—	6.11	6010 Lead	B	
~~MW-09~~									

REMARKS:

MATERIAL CODES: AG = Amber Glass; CG = Clear Glass; PE = Polyethylene; PP = Polypropylene; S = Silicone; T = Teflon; O = Other (Specify)

SAMPLING EQUIPMENT CODES: APP = After Peristaltic Pump; B = Bailer; BP = Bladder Pump; ESP = Electric Submersible Pump; RFPP = Reverse Flow Peristaltic Pump; SM = Straw Method (Tubing Gravity Drain); O = Other (Specify)

NOTES: 1. **The above do not constitute all of the information required by Chapter 62-160, F.A.C.**

2. STABILIZATION CRITERIA FOR RANGE OF VARIATION OF LAST THREE CONSECUTIVE READINGS (SEE FS 2212, SECTION 3)

pH: ± 0.2 units **Temperature:** ± 0.2 °C **Specific Conductance:** ± 5% **Dissolved Oxygen:** all readings ≤ 20% saturation (see Table FS 2200-2); optionally, ± 0.2 mg/L or ± 10% (whichever is greater) **Turbidity:** all readings ≤ 20 NTU; optionally ± 5 NTU or ± 10% (whichever is greater)

Revision Date: February 12, 2009

AECOM

Groundwater Sampling Log
Revision 12/29/2015

Site Name: CPC Huntersville | Well ID MW-9 | Date: 9/2/20
City, State: Huntersville NC | Well Depth ~~47.80~~ 35.33 (ft)
Sampler (s): E Riegel M Dekrzbuski | Well Diameter 2" (in)
Top of Screen _____ (ft-btoc)
Btm of Screen _____ (ft-btoc)

Static Water Level: 26.69 ft-btoc
Collection Method: Bailer
Pump Placement: _____ ft-btoc
Pumping Rate: _____ (L/min)

WATER QUALITY INDICATOR PARAMETERS

~~gal~~ Time ER	Water Level (ft-btoc)	DO (mg/L)	ORP (mv)	Specific Conductivity (µS/cm)	Turbidity (NTU)	pH	Temp. (C°)	Volume Pumped ~~(L)~~ gal
3-5 min	< 0.1 ft/min	+/-0.3	+/- 10	+/- 3	+/- 10%	+/- 0.1	+/- 0.5°	--
1.5	—	7.91	353.3	158.3	NA	6.41	17.4	1.5
1.5	—	8.77	380.2	145.2	NA	6.05	15.9	3
1.2	—	7.22	387.5	146.3	NA	5.97	16.2	4.2

Samples Collected: 6010 Lead (1), 504.1 (3) EDB, VPH (3), 6200 (4)

One Casing Volume: 1.4 (ER) ~~(L)~~ gal V=0.041 d^2h
Total Volume Purged Prior to Collecting Sample: 4.2 (ER) ~~(L)~~ gal

NOTES:

Brown, no odor Sampled at 1245

NTU - nephelometric turbidity units
µS/cm - microsiemens per centimeter
btoc - below top of casing
mg - milligrams
mv - millivolts
h- depth of water column
Temp. - Temperature
C° - degrees Celsius
d - diameter
ft - feet
min - minute
L - Liter
V - Volume

AECOM

Groundwater Sampling Log
Revision 12/29/2015

Site Name: ~~CPC~~ CPC Huntersville Well ID MW-11 Date: 9/3/2020
City, State: Huntersville NC Well Depth 53.35 (ft)
Sampler (s): E. Riegel M Dekozlowski Well Diameter 4 (in)
Top of Screen _____ (ft-btoc)
Btm of Screen _____ (ft-btoc)

Static Water Level: 45.23 ft-btoc
Collection Method: Bailer
Pump Placement: _____ ft-btoc
Pumping Rate: _____ (L/min)

WATER QUALITY INDICATOR PARAMETERS

~~gal~~ ~~Time~~	Water Level (ft-btoc)	DO (mg/L)	ORP (mv)	Specific Conductivity (µS/cm)	Turbidity (NTU)	pH	Temp. (C°)	Volume Pumped (L) gal
3-5 min	< 0.1 ft/min	+/-0.3	+/- 10	+/- 3	+/- 10%	+/- 0.1	+/- 0.5°	--
5	—	5.79	206.2	164.1	NA	5.68	22.9	5
5	—	4.03	56.5	144.7	NA	5.53	21.0	10
5.9	—	4.38	122.0	169.2	NA	5.57	21.7	15.9

Samples Collected: 6010 Lead (1), 504.1 EDB (3), VPH (3), 6200 (4)

One Casing Volume: ~~5.03~~ 5.3 (L) V=0.041 d^2h
Total Volume Purged Prior to Collecting Sample: 15.9 ~~(L)~~ (R)

NOTES:
Brown, No odor Sampled at 1140

NTU - nephelometric turbidity units
µS/cm - microsiemens per centimeter
btoc - below top of casing
mg - milligrams
mv - millivolts
h- depth of water column
Temp. - Temperature
C° - degrees Celsius
d - diameter
ft - feet
min - minute
L - Liter
V - Volume

Form FD 9000-24

GROUNDWATER SAMPLING LOG

SITE NAME: Emergency Response Coastal Reach | SITE LOCATION: Hampstead NC

WELL NO: MW-11 | SAMPLE ID: MW-11 | DATE: Sept 13, 2020

PURGING DATA

WELL DIAMETER (inches):	TUBING DIAMETER (inches):	WELL SCREEN INTERVAL DEPTH: feet to feet	STATIC DEPTH TO WATER (feet): 45.23	PURGE PUMP TYPE OR BAILER: B 4"
—	—			

WELL VOLUME PURGE: 1 WELL VOLUME = (TOTAL WELL DEPTH − STATIC DEPTH TO WATER) X WELL CAPACITY
(only fill out if applicable) 52.85 = (45.23 feet − 7.62 feet) X 0.653 gallons/foot = 4.97 gallons

EQUIPMENT VOLUME PURGE: 1 EQUIPMENT VOL. = PUMP VOLUME + (TUBING CAPACITY X TUBING LENGTH) + FLOW CELL VOLUME
(only fill out if applicable)
= gallons + (gallons/foot X feet) + gallons = gallons

INITIAL PUMP OR TUBING DEPTH IN WELL (feet):	FINAL PUMP OR TUBING DEPTH IN WELL (feet):	PURGING INITIATED AT: 1427	PURGING ENDED AT: 1437	TOTAL VOLUME PURGED (gallons): 9.94

TIME	VOLUME PURGED (gallons)	CUMUL. VOLUME PURGED (gallons)	PURGE RATE (gpm)	DEPTH TO WATER (feet)	pH (standard units)	TEMP. (°C)	COND. (circle units) µmhos/cm or µS/cm	DISSOLVED OXYGEN (circle units) mg/L or % saturation	TURBIDITY (NTUs)	COLOR (describe)	ODOR (describe)
1427	Initial	—	—	—	5.84	18.3	160.7	4.06	—	Clear	N
1430	4.97	4.97	—	—	5.86	16.0	172.8	3.68	—	Orange	N
1437	4.97	9.94	—	DRY	6.28	17.8	202.4	2.53	—	DK Orange	N

WELL CAPACITY (Gallons Per Foot): 0.75" = 0.02; 1" = 0.04; 1.25" = 0.06; 2" = 0.16; 3" = 0.37; 4" = 0.65; 5" = 1.02; 6" = 1.47; 12" = 5.88
TUBING INSIDE DIA. CAPACITY (Gal./Ft.): 1/8" = 0.0006; 3/16" = 0.0014; 1/4" = 0.0026; 5/16" = 0.004; 3/8" = 0.006; 1/2" = 0.010; 5/8" = 0.016

PURGING EQUIPMENT CODES: B = Bailer; BP = Bladder Pump; ESP = Electric Submersible Pump; PP = Peristaltic Pump; O = Other (Specify)

SAMPLING DATA

SAMPLED BY (PRINT) / AFFILIATION: Randy Morgan AECOM | SAMPLER(S) SIGNATURE(S): Randy Morgan | SAMPLING INITIATED AT: 1500 | SAMPLING ENDED AT: 1505

PUMP OR TUBING DEPTH IN WELL (feet): | TUBING MATERIAL CODE: | FIELD-FILTERED: Y N | FILTER SIZE: ____ µm | Filtration Equipment Type:

FIELD DECONTAMINATION: PUMP Y N | TUBING Y N (replaced) | DUPLICATE: Y N

SAMPLE CONTAINER SPECIFICATION				SAMPLE PRESERVATION					
SAMPLE ID CODE	# CONTAINERS	MATERIAL CODE	VOLUME	PRESERVATIVE USED	TOTAL VOL ADDED IN FIELD (mL)	FINAL pH	INTENDED ANALYSIS AND/OR METHOD	SAMPLING EQUIPMENT CODE	SAMPLE PUMP FLOW RATE (mL per minute)
MW-11	3	AG	3X40ml	HCL	—	6.28	VPH	B	
MW-11	4	AG	4X40ml	HCL	—	6.28	6200 VOCs	B	
MW-11	1	P	1X250ml	HNO3	—	6.28	6010 Lead	B	

REMARKS:

MATERIAL CODES: AG = Amber Glass; CG = Clear Glass; PE = Polyethylene; PP = Polypropylene; S = Silicone; T = Teflon; O = Other (Specify)

SAMPLING EQUIPMENT CODES: APP = After Peristaltic Pump; B = Bailer; BP = Bladder Pump; ESP = Electric Submersible Pump; RFPP = Reverse Flow Peristaltic Pump; SM = Straw Method (Tubing Gravity Drain); O = Other (Specify)

NOTES: 1. **The above do not constitute all of the information required by Chapter 62-160, F.A.C.**
2. STABILIZATION CRITERIA FOR RANGE OF VARIATION OF LAST THREE CONSECUTIVE READINGS (SEE FS 2212, SECTION 3)

pH: ± 0.2 units **Temperature:** ± 0.2 °C **Specific Conductance:** ± 5% **Dissolved Oxygen:** all readings ≤ 20% saturation (see Table FS 2200-2); optionally, ± 0.2 mg/L or ± 10% (whichever is greater) **Turbidity:** all readings ≤ 20 NTU; optionally ± 5 NTU or ± 10% (whichever is greater)

Revision Date: February 12, 2009

AECOM

Groundwater Sampling Log
Revision 12/29/2015

Site Name: CPC Huntersville
City, State: Huntersville, NC
Sampler (s): E Rigal M Dekoczkowski

Well ID MW-12
Well Depth 40.30 (ft)
Well Diameter 2" (in)
Top of Screen _____ (ft-btoc)
Btm of Screen _____ (ft-btoc)

Date: 9/2/20

Static Water Level: 32.24 ft-btoc
Collection Method: Bailer
Pump Placement: _____ ft-btoc
Pumping Rate: _____ (L/min)

WATER QUALITY INDICATOR PARAMETERS

~~gal~~ Time ERR	Water Level (ft-btoc)	DO (mg/L)	ORP (mv)	Specific Conductivity (µS/cm)	Turbidity (NTU)	pH	Temp. (C°)	Volume Pumped (L)
3-5 min	< 0.1 ft/min	+/-0.3	+/- 10	+/- 3	+/- 10%	+/- 0.1	+/- 0.5°	--
1.5	—	6.28	363.5	2441	NA	6.11	22.4	1.5
1.5	—	6.57	383.6	186.0	NA	5.87	18.7	3
1	—	6.22	385.1	179.8	NA	6.08	17.6	4

Samples Collected: 6010 Lead (1), 504.1 EDB (3), VPH (3), 6200 (4)

One Casing Volume: 1.3 ~~gal~~ ERR (L) gal V=0.041 d^2h
Total Volume Purged Prior to Collecting Sample: 4 ~~gal~~ ERR (L) gal

NOTES:
Brown, No odor Sampled at ~~1340~~ ERR 1540

NTU - nephelometric turbidity unit
µS/cm - microsiemens per centimeter
btoc - below top of casing
mg - milligrams
mv - millivolts
h- depth of water column
Temp. - Temperature
C° - degrees Celsius
d - diameter
ft - feet
min - minute
L - Liter
V - Volume

Form FD 9000-24

GROUNDWATER SAMPLING LOG

SITE NAME: Colonial Pipeline - Emergency Respons	SITE LOCATION: Huntersville NC	
WELL NO: MW-13	SAMPLE ID: MW-13	DATE:

PURGING DATA

WELL DIAMETER (inches):	TUBING DIAMETER (inches):	WELL SCREEN INTERVAL DEPTH: feet to feet	STATIC DEPTH TO WATER (feet): 41.83	PURGE PUMP TYPE OR BAILER: Bailer

WELL VOLUME PURGE: 1 WELL VOLUME = (TOTAL WELL DEPTH − STATIC DEPTH TO WATER) X WELL CAPACITY
(only fill out if applicable) 62.5 = (41.83 feet − 20.67 feet) X 0.653 gallons/foot = 13.49 gallons

EQUIPMENT VOLUME PURGE: 1 EQUIPMENT VOL. = PUMP VOLUME + (TUBING CAPACITY X TUBING LENGTH) + FLOW CELL VOLUME
(only fill out if applicable) ~~62.5~~ = ~~4~~ gallons + (gallons/foot X feet) + gallons = gallons

INITIAL PUMP OR TUBING DEPTH IN WELL (feet): —	FINAL PUMP OR TUBING DEPTH IN WELL (feet): —	PURGING INITIATED AT: 1153	PURGING ENDED AT: 1210	TOTAL VOLUME PURGED (gallons): 22.0

TIME	VOLUME PURGED (gallons)	CUMUL. VOLUME PURGED (gallons)	PURGE RATE (gpm)	DEPTH TO WATER (feet)	pH (standard units)	TEMP. (°C)	COND. (circle units) µmhos/cm or (µS/cm)	DISSOLVED OXYGEN (circle units) (mg/L) or % saturation	TURBIDITY (NTUs)	COLOR (describe)	ODOR (describe)
1153	initial	—	—	—	6.09	17.2	1071	3.94	—	clear	N
1203	13.49	13.49	—	—	6.12	17.1	1145	3.94	—	VR Brn	N
1210	13.94	22.0	—	DRY	6.24	17.1	1246	4.33		OR Brn	N

WELL CAPACITY (Gallons Per Foot): 0.75" = 0.02; 1" = 0.04; 1.25" = 0.06; 2" = 0.16; 3" = 0.37; 4" = 0.65; 5" = 1.02; 6" = 1.47; 12" = 5.88
TUBING INSIDE DIA. CAPACITY (Gal./Ft.): 1/8" = 0.0006; 3/16" = 0.0014; 1/4" = 0.0026; 5/16" = 0.004; 3/8" = 0.006; 1/2" = 0.010; 5/8" = 0.016

PURGING EQUIPMENT CODES: B = Bailer; BP = Bladder Pump; ESP = Electric Submersible Pump; PP = Peristaltic Pump; O = Other (Specify)

SAMPLING DATA

SAMPLED BY (PRINT) / AFFILIATION: Randy Morgan / AECOM	SAMPLER(S) SIGNATURE(S): Randy Morgan	SAMPLING INITIATED AT: 1605	SAMPLING ENDED AT: 1610
PUMP OR TUBING DEPTH IN WELL (feet): —	TUBING MATERIAL CODE: —	FIELD-FILTERED: Y (N) Filtration Equipment Type:	FILTER SIZE: ____ µm
FIELD DECONTAMINATION: PUMP Y N	TUBING Y N (replaced)	DUPLICATE: Y N	

SAMPLE CONTAINER SPECIFICATION				SAMPLE PRESERVATION					
SAMPLE ID CODE	# CONTAINERS	MATERIAL CODE	VOLUME	PRESERVATIVE USED	TOTAL VOL ADDED IN FIELD (mL)	FINAL pH	INTENDED ANALYSIS AND/OR METHOD	SAMPLING EQUIPMENT CODE	SAMPLE PUMP FLOW RATE (mL per minute)
MW-13	3	CG	3 X 40ml	Sodium Thiosulfate	—	6.24	504.1 EDB	B	
MW-13	3	AG	3 X 40ml	HCL	—	6.24	VPH	B	
MW-13	4	AG	4 X 40ml	HCL	—	6.24	6200 VOCs	B	
MW-13	1	T	1 X 250ml	HNO3	—	6.24	6010 Lead	B	

REMARKS:

MATERIAL CODES: AG = Amber Glass; CG = Clear Glass; PE = Polyethylene; PP = Polypropylene; S = Silicone; T = Teflon; O = Other (Specify)

SAMPLING EQUIPMENT CODES: APP = After Peristaltic Pump; B = Bailer; BP = Bladder Pump; ESP = Electric Submersible Pump; RFPP = Reverse Flow Peristaltic Pump; SM = Straw Method (Tubing Gravity Drain); O = Other (Specify)

NOTES: 1. **The above do not constitute all of the information required by Chapter 62-160, F.A.C.**

2. STABILIZATION CRITERIA FOR RANGE OF VARIATION OF LAST THREE CONSECUTIVE READINGS (SEE FS 2212, SECTION 3)

pH: ± 0.2 units **Temperature:** ± 0.2 °C **Specific Conductance:** ± 5% **Dissolved Oxygen:** all readings ≤ 20% saturation (see Table FS 2200-2); optionally, ± 0.2 mg/L or ± 10% (whichever is greater) **Turbidity:** all readings ≤ 20 NTU; optionally ± 5 NTU or ± 10% (whichever is greater)

Revision Date: February 12, 2009

Form FD 9000-24

GROUNDWATER SAMPLING LOG

SITE NAME: 2020-L1-2448 Incident	SITE LOCATION: Huntersville, NC	
WELL NO: MW-13	SAMPLE ID: MW-13	DATE: 10/07/20

PURGING DATA

WELL DIAMETER (inches): 4	TUBING DIAMETER (inches):	WELL SCREEN INTERVAL DEPTH: 5 feet to ~6 feet	STATIC DEPTH TO WATER (feet): 38.40	PURGE PUMP TYPE OR BAILER: Masseeon Pump

WELL VOLUME PURGE: 1 WELL VOLUME = (TOTAL WELL DEPTH – STATIC DEPTH TO WATER) X WELL CAPACITY
(only fill out if applicable)
= (60 feet – 38.40 feet) X 0.65 gallons/foot = 14.04 gallons

EQUIPMENT VOLUME PURGE: 1 EQUIPMENT VOL. = PUMP VOLUME + (TUBING CAPACITY X TUBING LENGTH) + FLOW CELL VOLUME
(only fill out if applicable)
= gallons + (gallons/foot X feet) + gallons = gallons

INITIAL PUMP OR TUBING DEPTH IN WELL (feet):	FINAL PUMP OR TUBING DEPTH IN WELL (feet):	PURGING INITIATED AT: 1530	PURGING ENDED AT:	TOTAL VOLUME PURGED (gallons):

TIME	VOLUME PURGED (gallons)	CUMUL. VOLUME PURGED (gallons)	PURGE RATE (gpm)	DEPTH TO WATER (feet)	pH (standard units)	TEMP. (°C)	COND. (circle units) µmhos/cm or µS/cm	DISSOLVED OXYGEN (circle units) mg/L or % saturation	TURBIDITY (NTUs)	COLOR (describe)	ODOR (describe)
1605	14.04	14.04	0.4	48.49	6.39	17.1	0.186	1.80	–	Slightly Cloudy	–
1635	14.04	28.08	0.46	57.80	6.38	17.0	0.238	2.34	–	Slight	–
1650	~~14.04~~	~~42.08~~	–	57.81	6.39	17.1	0.239	2.20	–	Slight	–

WELL CAPACITY (Gallons Per Foot): 0.75" = 0.02; 1" = 0.04; 1.25" = 0.06; 2" = 0.16; 3" = 0.37; (4") = 0.65; 5" = 1.02; 6" = 1.47; 12" = 5.88
TUBING INSIDE DIA. CAPACITY (Gal./Ft.): 1/8" = 0.0006; 3/16" = 0.0014; 1/4" = 0.0026; 5/16" = 0.004; (3/8") = 0.006; 1/2" = 0.010; 5/8" = 0.016

PURGING EQUIPMENT CODES: B = Bailer; BP = Bladder Pump; (ESP) = Electric Submersible Pump; PP = Peristaltic Pump; O = Other (Specify)

SAMPLING DATA

SAMPLED BY (PRINT) / AFFILIATION: Grant Palmer AECOM Geo	SAMPLER(S) SIGNATURE(S):	SAMPLING INITIATED AT: 1650	SAMPLING ENDED AT: 1710
PUMP OR TUBING DEPTH IN WELL (feet):	TUBING MATERIAL CODE:	FIELD-FILTERED: Y (N) Filtration Equipment Type:	FILTER SIZE: ____ µm
FIELD DECONTAMINATION: PUMP Y N	TUBING Y N (replaced)	DUPLICATE: Y N	

SAMPLE CONTAINER SPECIFICATION				SAMPLE PRESERVATION					
SAMPLE ID CODE	# CONTAINERS	MATERIAL CODE	VOLUME	PRESERVATIVE USED	TOTAL VOL ADDED IN FIELD (mL)	FINAL pH	INTENDED ANALYSIS AND/OR METHOD	SAMPLING EQUIPMENT CODE	SAMPLE PUMP FLOW RATE (mL per minute)
	4	AG	40ml	HCL	40ml x 4		6200		
	3	AG	40ml	HCL	40ml x 3		VPH		
	~~3~~	~~CG~~	~~40ml~~	Na Thiosulfate	~~40ml x 3~~		~~EDB by 504.1~~		
	1	PE	250ml	HN03	250ml		Lead by 6010		

REMARKS:
Dry after 2 well Volumes; Bailer to Sample & 1 last reading

MATERIAL CODES: AG = Amber Glass; CG = Clear Glass; PE = Polyethylene; PP = Polypropylene; S = Silicone; T = Teflon; O = Other (Specify)

SAMPLING EQUIPMENT CODES: APP = After Peristaltic Pump; (B) = Bailer; BP = Bladder Pump; ESP = Electric Submersible Pump; RFPP = Reverse Flow Peristaltic Pump; SM = Straw Method (Tubing Gravity Drain); O = Other (Specify)

NOTES: 1. **The above do not constitute all of the information required by Chapter 62-160, F.A.C.**
2. STABILIZATION CRITERIA FOR RANGE OF VARIATION OF LAST THREE CONSECUTIVE READINGS (SEE FS 2212, SECTION 3)

pH: ± 0.2 units **Temperature:** ± 0.2 °C **Specific Conductance:** ± 5% **Dissolved Oxygen:** all readings ≤ 20% saturation (see Table FS 2200-2); optionally, ± 0.2 mg/L or ± 10% (whichever is greater) **Turbidity:** all readings ≤ 20 NTU; optionally ± 5 NTU or ± 10% (whichever is greater)

Revision Date: February 12, 2009

Form FD 9000-24

GROUNDWATER SAMPLING LOG

SITE NAME: ~~MW-14~~	SITE LOCATION: Huntersville NC	
WELL NO: MW-14	SAMPLE ID: MW-14	DATE: 9/13/20

PURGING DATA

WELL DIAMETER (inches):	TUBING DIAMETER (inches):	WELL SCREEN INTERVAL DEPTH: feet to feet	STATIC DEPTH TO WATER (feet): 31.23	PURGE PUMP TYPE OR BAILER: B 4"

WELL VOLUME PURGE: 1 WELL VOLUME = (TOTAL WELL DEPTH − STATIC DEPTH TO WATER) X WELL CAPACITY
(only fill out if applicable)

43.22 = (31.23 feet − 11.99 feet) X 0.653 gallons/foot = 7.83 gallons

EQUIPMENT VOLUME PURGE: 1 EQUIPMENT VOL. = PUMP VOLUME + (TUBING CAPACITY X TUBING LENGTH) + FLOW CELL VOLUME
(only fill out if applicable)

= gallons + (gallons/foot X feet) + gallons = gallons

INITIAL PUMP OR TUBING DEPTH IN WELL (feet):	FINAL PUMP OR TUBING DEPTH IN WELL (feet):	PURGING INITIATED AT: 1244	PURGING ENDED AT: 1255	TOTAL VOLUME PURGED (gallons): 15.66

TIME	VOLUME PURGED (gallons)	CUMUL. VOLUME PURGED (gallons)	PURGE RATE (gpm)	DEPTH TO WATER (feet)	pH (standard units)	TEMP. (°C)	COND. (circle units) µmhos/cm or µS/cm	DISSOLVED OXYGEN (circle units) mg/L or % saturation	TURBIDITY (NTUs)	COLOR (describe)	ODOR (describe)
1244	Initial	Initial	—	—	5.26	18.2	1~~65.7~~	1.76	—	Clear	N
1248	7.83	7.83	—	—	5.42	16.8	177.4	2.53	—	Brown	N
1255	7.83	15.66	—	—	5.81	17.0	212.8	2.54	—	Brown	N
				Dry							

WELL CAPACITY (Gallons Per Foot): 0.75" = 0.02; 1" = 0.04; 1.25" = 0.06; 2" = 0.16; 3" = 0.37; 4" = 0.65; 5" = 1.02; 6" = 1.47; 12" = 5.88
TUBING INSIDE DIA. CAPACITY (Gal./Ft.): 1/8" = 0.0006; 3/16" = 0.0014; 1/4" = 0.0026; 5/16" = 0.004; 3/8" = 0.006; 1/2" = 0.010; 5/8" = 0.016

PURGING EQUIPMENT CODES: **B** = Bailer; **BP** = Bladder Pump; **ESP** = Electric Submersible Pump; **PP** = Peristaltic Pump; **O** = Other (Specify)

SAMPLING DATA

SAMPLED BY (PRINT) / AFFILIATION:	SAMPLER(S) SIGNATURE(S):	SAMPLING INITIATED AT: 1335	SAMPLING ENDED AT: 1340

PUMP OR TUBING DEPTH IN WELL (feet):	TUBING MATERIAL CODE:	FIELD-FILTERED: Y N Filtration Equipment Type:	FILTER SIZE: ____ µm

FIELD DECONTAMINATION: PUMP Y N TUBING Y N (replaced) DUPLICATE: Y N

SAMPLE CONTAINER SPECIFICATION				SAMPLE PRESERVATION					
SAMPLE ID CODE	# CONTAINERS	MATERIAL CODE	VOLUME	PRESERVATIVE USED	TOTAL VOL ADDED IN FIELD (mL)	FINAL pH	INTENDED ANALYSIS AND/OR METHOD	SAMPLING EQUIPMENT CODE	SAMPLE PUMP FLOW RATE (mL per minute)
MW-14	3	VG	3X40mL	Sodium Thiosulfate	—	5.81	504.1 EDB	B	
MW-14	3	AG	3X40mL	HCL	—	5.81	VPH	B	
MW-14	4	AG	4X40mL	HCL	—	5.81	6200 VOCs	B	
MW-14	1	P	1X250mL	HNO3	—	5.81	6010 Lead	B	

REMARKS:

MATERIAL CODES: **AG** = Amber Glass; **CG** = Clear Glass; **PE** = Polyethylene; **PP** = Polypropylene; **S** = Silicone; **T** = Teflon; **O** = Other (Specify)

SAMPLING EQUIPMENT CODES: **APP** = After Peristaltic Pump; **B** = Bailer; **BP** = Bladder Pump; **ESP** = Electric Submersible Pump; **RFPP** = Reverse Flow Peristaltic Pump; **SM** = Straw Method (Tubing Gravity Drain); **O** = Other (Specify)

NOTES: 1. **The above do not constitute all of the information required by Chapter 62-160, F.A.C.**

2. STABILIZATION CRITERIA FOR RANGE OF VARIATION OF LAST THREE CONSECUTIVE READINGS (SEE FS 2212, SECTION 3)

pH: ± 0.2 units **Temperature:** ± 0.2 °C **Specific Conductance:** ± 5% **Dissolved Oxygen:** all readings ≤ 20% saturation (see Table FS 2200-2); optionally, ± 0.2 mg/L or ± 10% (whichever is greater) **Turbidity:** all readings ≤ 20 NTU; optionally ± 5 NTU or ± 10% (whichever is greater)

Revision Date: February 12, 2009

Form FD 9000-24

GROUNDWATER SAMPLING LOG

SITE NAME: 2020-L1-2448 Incident	SITE LOCATION: Huntersville, NC	
WELL NO: MW-14	SAMPLE ID: MW14	DATE: 10/07/2020

PURGING DATA

WELL DIAMETER (inches): 4	TUBING DIAMETER (inches): 3/8	WELL SCREEN INTERVAL DEPTH: feet to feet	STATIC DEPTH TO WATER (feet): 32.12	PURGE PUMP TYPE OR BAILER:

WELL VOLUME PURGE: 1 WELL VOLUME = (TOTAL WELL DEPTH − STATIC DEPTH TO WATER) X WELL CAPACITY
(only fill out if applicable)
= (43.2 feet − 32.12 feet) X 0.6528 gallons/foot = 7.23 gallons

EQUIPMENT VOLUME PURGE: 1 EQUIPMENT VOL. = PUMP VOLUME + (TUBING CAPACITY X TUBING LENGTH) + FLOW CELL VOLUME
(only fill out if applicable)
= gallons + (gallons/foot X feet) + gallons = gallons

INITIAL PUMP OR TUBING DEPTH IN WELL (feet):	FINAL PUMP OR TUBING DEPTH IN WELL (feet):	PURGING INITIATED AT: 1110	PURGING ENDED AT:	TOTAL VOLUME PURGED (gallons):

TIME	VOLUME PURGED (gallons)	CUMUL. VOLUME PURGED (gallons)	PURGE RATE (gpm)	DEPTH TO WATER (feet)	pH (standard units)	TEMP. (°C)	COND. (circle units) µmhos/cm or µS/cm	DISSOLVED OXYGEN (circle units) mg/L or % saturation	TURBIDITY (NTUs)	COLOR (describe)	ODOR (describe)
1145											
~~1150~~	2.23		0.20	33.80	5.92	17.0	0.172	4.10	-	muddy clear	None
1200	~~11.46~~	14.46	0.48	~~36.66~~	5.94	16.50	0.178	3.73	-		
1215	~~21.69~~	21.69	0.44	38.77	6.03	16.60	0.182	3.58	-		

WELL CAPACITY (Gallons Per Foot): 0.75" = 0.02; 1" = 0.04; 1.25" = 0.06; 2" = 0.16; 3" = 0.37; (4") = 0.65; 5" = 1.02; 6" = 1.47; 12" = 5.88
TUBING INSIDE DIA. CAPACITY (Gal./Ft.): 1/8" = 0.0006; 3/16" = 0.0014; 1/4" = 0.0026; 5/16" = 0.004; (3/8") = 0.006; 1/2" = 0.010; 5/8" = 0.016

PURGING EQUIPMENT CODES: B = Bailer; BP = Bladder Pump; ESP = Electric Submersible Pump; PP = Peristaltic Pump; (O) = Other (Specify) Bennett

SAMPLING DATA

Time on bottles

SAMPLED BY (PRINT) / AFFILIATION:	SAMPLER(S) SIGNATURE(S):	SAMPLING INITIATED AT: 1215	SAMPLING ENDED AT: 1225
Grant Palmer AECOM Geologist			

PUMP OR TUBING DEPTH IN WELL (feet): ~40ft	TUBING MATERIAL CODE:	FIELD-FILTERED: Y (N) Filtration Equipment Type:	FILTER SIZE: ____ µm

FIELD DECONTAMINATION: PUMP (Y) N TUBING Y N (replaced) DUPLICATE: Y (N)

SAMPLE CONTAINER SPECIFICATION				SAMPLE PRESERVATION					
SAMPLE ID CODE	# CONTAINERS	MATERIAL CODE	VOLUME	PRESERVATIVE USED	TOTAL VOL ADDED IN FIELD (mL)	FINAL pH	INTENDED ANALYSIS AND/OR METHOD	SAMPLING EQUIPMENT CODE	SAMPLE PUMP FLOW RATE (mL per minute)
MW14	4	AG	40ml	HCL	40ml x 4		6200		
	3	AG	40ml	HCL	40ml x 3		VPH		
	~~3~~	~~CG~~	~~40ml~~	~~Na Thiosulfate~~	~~40ml x 3~~		~~EDB by 504.1~~		
	1	PE	250ml	HN03	250ml		Lead by 6010		

REMARKS: Told by EL Not to Sample Clear VOAs on the well

MATERIAL CODES: AG = Amber Glass; CG = Clear Glass; PE = Polyethylene; PP = Polypropylene; S = Silicone; T = Teflon; O = Other (Specify)

SAMPLING EQUIPMENT CODES: APP = After Peristaltic Pump; B = Bailer; BP = Bladder Pump; ESP = Electric Submersible Pump; RFPP = Reverse Flow Peristaltic Pump; SM = Straw Method (Tubing Gravity Drain); O = Other (Specify)

NOTES: 1. **The above do not constitute all of the information required by Chapter 62-160, F.A.C.**
2. STABILIZATION CRITERIA FOR RANGE OF VARIATION OF LAST THREE CONSECUTIVE READINGS (SEE FS 2212, SECTION 3)

pH: ± 0.2 units **Temperature:** ± 0.2 °C **Specific Conductance:** ± 5% **Dissolved Oxygen:** all readings ≤ 20% saturation (see Table FS 2200-2); optionally, ± 0.2 mg/L or ± 10% (whichever is greater) **Turbidity:** all readings ≤ 20 NTU; optionally ± 5 NTU or ± 10% (whichever is greater)

Revision Date: February 12, 2009

Form FD 9000-24

GROUNDWATER SAMPLING LOG

SITE NAME: Colonial Pipeline – Emergency Response	SITE LOCATION:	
WELL NO: MW-15	SAMPLE ID: MW-15	DATE: 09/09/20

PURGING DATA

WELL DIAMETER (inches): 2"	TUBING DIAMETER (inches): —	WELL SCREEN INTERVAL DEPTH: feet to feet	STATIC DEPTH TO WATER (feet): 23.34	PURGE PUMP TYPE OR BAILER: Bailer

WELL VOLUME PURGE: 1 WELL VOLUME = (TOTAL WELL DEPTH – STATIC DEPTH TO WATER) X WELL CAPACITY
(only fill out if applicable)
= (feet – feet) X gallons/foot = gallons

EQUIPMENT VOLUME PURGE: 1 EQUIPMENT VOL. = PUMP VOLUME + (TUBING CAPACITY X TUBING LENGTH) + FLOW CELL VOLUME
(only fill out if applicable)
= gallons + (gallons/foot X feet) + gallons = gallons

INITIAL PUMP OR TUBING DEPTH IN WELL (feet):	FINAL PUMP OR TUBING DEPTH IN WELL (feet):	PURGING INITIATED AT:	PURGING ENDED AT:	TOTAL VOLUME PURGED (gallons):

TIME	VOLUME PURGED (gallons)	CUMUL. VOLUME PURGED (gallons)	PURGE RATE (gpm)	DEPTH TO WATER (feet)	pH (standard units)	TEMP. (°C)	COND. (circle units) µmhos/cm or µS/cm	DISSOLVED OXYGEN (circle units) mg/L or % saturation	TURBIDITY (NTUs)	COLOR (describe)	ODOR (describe)
1354	Initial	—			6.46	18.0	205.7	4.33	—	Clear	N
1357	1WV (1.3gal)	2			6.02	16.5	184.5	6.30	—	Cloudy	N
1359	2WV (1.3gal)	4			6.01	16.6	179.5	6.60	—	Cloudy	N
1401	3WV (1.3gal)	5.5			5.96	16.1	173.8	6.66	—	Cloudy	N

WELL CAPACITY (Gallons Per Foot): 0.75" = 0.02; 1" = 0.04; 1.25" = 0.06; 2" = 0.16; 3" = 0.37; 4" = 0.65; 5" = 1.02; 6" = 1.47; 12" = 5.88
TUBING INSIDE DIA. CAPACITY (Gal./Ft.): 1/8" = 0.0006; 3/16" = 0.0014; 1/4" = 0.0026; 5/16" = 0.004; 3/8" = 0.006; 1/2" = 0.010; 5/8" = 0.016

PURGING EQUIPMENT CODES: B = Bailer; BP = Bladder Pump; ESP = Electric Submersible Pump; PP = Peristaltic Pump; O = Other (Specify)

SAMPLING DATA

SAMPLED BY (PRINT) / AFFILIATION:	SAMPLER(S) SIGNATURE(S):	SAMPLING INITIATED AT: 1405	SAMPLING ENDED AT: 1410
A. Guerrner			

PUMP OR TUBING DEPTH IN WELL (feet):	TUBING MATERIAL CODE:	FIELD-FILTERED: Y (N) Filtration Equipment Type:	FILTER SIZE: ____ µm
—	—		

FIELD DECONTAMINATION: PUMP Y N TUBING Y N (replaced) DUPLICATE: Y N

SAMPLE CONTAINER SPECIFICATION				SAMPLE PRESERVATION					
SAMPLE ID CODE	# CONTAINERS	MATERIAL CODE	VOLUME	PRESERVATIVE USED	TOTAL VOL ADDED IN FIELD (mL)	FINAL pH	INTENDED ANALYSIS AND/OR METHOD	SAMPLING EQUIPMENT CODE	SAMPLE PUMP FLOW RATE (mL per minute)
MW-15	3	CG	3x(40mL)	Sodium Thiosulfate	—		504.1 EDB	B	—
MW-15	3	AG	3x(40mL)	HCL	—		VPH	B	
MW-15	4	AG	4x(40mL)	HCL	—		6200 VOCs	B	
MW-15	1	T	1x(250mL)	HNO_3	—		6010 Lead	B	

REMARKS:
WV = well volume

MATERIAL CODES: AG = Amber Glass; CG = Clear Glass; PE = Polyethylene; PP = Polypropylene; S = Silicone; T = Teflon; O = Other (Specify)

SAMPLING EQUIPMENT CODES: APP = After Peristaltic Pump; B = Bailer; BP = Bladder Pump; ESP = Electric Submersible Pump; RFPP = Reverse Flow Peristaltic Pump; SM = Straw Method (Tubing Gravity Drain); O = Other (Specify)

NOTES: 1. **The above do not constitute all of the information required by Chapter 62-160, F.A.C.**
2. STABILIZATION CRITERIA FOR RANGE OF VARIATION OF LAST THREE CONSECUTIVE READINGS (SEE FS 2212, SECTION 3)

pH: ± 0.2 units **Temperature:** ± 0.2 °C **Specific Conductance:** ± 5% **Dissolved Oxygen:** all readings ≤ 20% saturation (see Table FS 2200-2); optionally, ± 0.2 mg/L or ± 10% (whichever is greater) **Turbidity:** all readings ≤ 20 NTU; optionally ± 5 NTU or ± 10% (whichever is greater)

Revision Date: February 12, 2009

Form FD 9000-24

GROUNDWATER SAMPLING LOG

SITE NAME: Colonial Pipeline - Emergency Response	SITE LOCATION: Huntersville NC	
WELL NO: MW-16	SAMPLE ID: MW-16	DATE: 9-16-2020

PURGING DATA

WELL DIAMETER (inches):	TUBING DIAMETER (inches):	WELL SCREEN INTERVAL DEPTH: feet to feet	STATIC DEPTH TO WATER (feet): 33.97	PURGE PUMP TYPE OR BAILER: Bailer

WELL VOLUME PURGE: 1 WELL VOLUME = (TOTAL WELL DEPTH − STATIC DEPTH TO WATER) X WELL CAPACITY
(only fill out if applicable) 50.45 = (32.97 feet − 16.48 feet) X 0.653 gallons/foot = 10.76 gallons

EQUIPMENT VOLUME PURGE: 1 EQUIPMENT VOL. = PUMP VOLUME + (TUBING CAPACITY X TUBING LENGTH) + FLOW CELL VOLUME
(only fill out if applicable)
= gallons + (gallons/foot X feet) + gallons = gallons

INITIAL PUMP OR TUBING DEPTH IN WELL (feet):	FINAL PUMP OR TUBING DEPTH IN WELL (feet):	PURGING INITIATED AT:	PURGING ENDED AT:	TOTAL VOLUME PURGED (gallons):
—	—			

TIME	VOLUME PURGED (gallons)	CUMUL. VOLUME PURGED (gallons)	PURGE RATE (gpm)	DEPTH TO WATER (feet)	pH (standard units)	TEMP. (°C)	COND. (circle units) µmhos/cm or (µS/cm)	DISSOLVED OXYGEN (circle units) (mg/L) or % saturation	TURBIDITY (NTUs)	COLOR (describe)	ODOR (describe)
0755	initial	—	—	—	7.32	17.6	104.5	5.79	—	DK Brn	DK Brn N
0805	10.76	10.76	—	—	6.67	17.8	112.2	5.80	—	DK Brn	N
0808	10.76	14.0	—	DRY	6.76	17.5	111.6	5.96	—	DK Brn	N

WELL CAPACITY (Gallons Per Foot): 0.75" = 0.02; 1" = 0.04; 1.25" = 0.06; 2" = 0.16; 3" = 0.37; 4" = 0.65; 5" = 1.02; 6" = 1.47; 12" = 5.88
TUBING INSIDE DIA. CAPACITY (Gal./Ft.): 1/8" = 0.0006; 3/16" = 0.0014; 1/4" = 0.0026; 5/16" = 0.004; 3/8" = 0.006; 1/2" = 0.010; 5/8" = 0.016

PURGING EQUIPMENT CODES: B = Bailer; BP = Bladder Pump; ESP = Electric Submersible Pump; PP = Peristaltic Pump; O = Other (Specify)

SAMPLING DATA

SAMPLED BY (PRINT) / AFFILIATION:	SAMPLER(S) SIGNATURE(S):	SAMPLING INITIATED AT:	SAMPLING ENDED AT:
Randy Morgan / AECOM	Randy Morgan	1433	1440

PUMP OR TUBING DEPTH IN WELL (feet):	TUBING MATERIAL CODE:	FIELD-FILTERED: Y (N) Filtration Equipment Type:	FILTER SIZE: ____ µm
—	—		

FIELD DECONTAMINATION: PUMP Y N TUBING Y N (replaced) DUPLICATE: Y N

SAMPLE CONTAINER SPECIFICATION				SAMPLE PRESERVATION					
SAMPLE ID CODE	# CONTAINERS	MATERIAL CODE	VOLUME	PRESERVATIVE USED	TOTAL VOL ADDED IN FIELD (mL)	FINAL pH	INTENDED ANALYSIS AND/OR METHOD	SAMPLING EQUIPMENT CODE	SAMPLE PUMP FLOW RATE (mL per minute)
MW-16	3	CG	3X40ml	Sodium Thiosulfate	—	6.76	504.1 EDB	B	
MW-16	3	AG	3X40ml	HCL	—	6.76	VPH	B	
MW-16	4	AG	4X40ml	HCL	—	6.76	6200 VOCs	B	
MW-16	1	T	1X250ml	HNO3	—	6.76	6010 Lead	B	

REMARKS:

MATERIAL CODES: AG = Amber Glass; CG = Clear Glass; PE = Polyethylene; PP = Polypropylene; S = Silicone; T = Teflon; O = Other (Specify)

SAMPLING EQUIPMENT CODES: APP = After Peristaltic Pump; B = Bailer; BP = Bladder Pump; ESP = Electric Submersible Pump; RFPP = Reverse Flow Peristaltic Pump; SM = Straw Method (Tubing Gravity Drain); O = Other (Specify)

NOTES: 1. **The above do not constitute all of the information required by Chapter 62-160, F.A.C.**

2. STABILIZATION CRITERIA FOR RANGE OF VARIATION OF LAST THREE CONSECUTIVE READINGS (SEE FS 2212, SECTION 3)

pH: ± 0.2 units **Temperature:** ± 0.2 °C **Specific Conductance:** ± 5% **Dissolved Oxygen:** all readings ≤ 20% saturation (see Table FS 2200-2); optionally, ± 0.2 mg/L or ± 10% (whichever is greater) **Turbidity:** all readings ≤ 20 NTU; optionally ± 5 NTU or ± 10% (whichever is greater)

Revision Date: February 12, 2009

Form FD 9000-24

GROUNDWATER SAMPLING LOG

SITE NAME: 2020-L1-2448 Incident	SITE LOCATION: Huntersville, NC	
WELL NO: MW-16	SAMPLE ID: MW-16	DATE: 10/7/20

PURGING DATA

WELL DIAMETER (inches): 4"	TUBING DIAMETER (inches): 1/2"	WELL SCREEN INTERVAL DEPTH: feet to feet	STATIC DEPTH TO WATER (feet): 33.80	PURGE PUMP TYPE OR BAILER:

WELL VOLUME PURGE: 1 WELL VOLUME = (TOTAL WELL DEPTH – STATIC DEPTH TO WATER) X WELL CAPACITY
(only fill out if applicable)
= (50.28 feet – 33.80 feet) X ~~0.76~~ 0.653 gallons/foot = 10.76 gallons

EQUIPMENT VOLUME PURGE: 1 EQUIPMENT VOL. = PUMP VOLUME + (TUBING CAPACITY X TUBING LENGTH) + FLOW CELL VOLUME
(only fill out if applicable)
= gallons + (gallons/foot X feet) + gallons = gallons

INITIAL PUMP OR TUBING DEPTH IN WELL (feet): 48'	FINAL PUMP OR TUBING DEPTH IN WELL (feet): 48'	PURGING INITIATED AT: 1300	PURGING ENDED AT: 1450	TOTAL VOLUME PURGED (gallons): 32.28

TIME	VOLUME PURGED (gallons)	CUMUL. VOLUME PURGED (gallons)	PURGE RATE (gpm)	DEPTH TO WATER (feet)	pH (standard units)	TEMP. (°C)	COND. (circle units) µmhos/cm or (µS/cm)	DISSOLVED OXYGEN (circle units) (mg/L) or % saturation	TURBIDITY (NTUs)	COLOR (describe)	ODOR (describe)
1302	Initial	0	0.90	34.71	6.01	18.2	123.1	3.71	—	Clear	NO
1339	10.76	10.76	0.90	40.84	6.16	18.6	125.7	3.10	—	Clear	NO
1418	10.76	21.52	0.90	43.21	6.20	18.6	128.0	3.13	—	Clear	NO
1449	10.76	32.28	0.90	46.46	6.19	18.9	122.8	3.17	—	Clear	NO

WELL CAPACITY (Gallons Per Foot): 0.75" = 0.02; 1" = 0.04; 1.25" = 0.06; 2" = 0.16; 3" = 0.37; 4" = 0.65; 5" = 1.02; 6" = 1.47; 12" = 5.88
TUBING INSIDE DIA. CAPACITY (Gal./Ft.): 1/8" = 0.0006; 3/16" = 0.0014; 1/4" = 0.0026; 5/16" = 0.004; 3/8" = 0.006; 1/2" = 0.010; 5/8" = 0.016

PURGING EQUIPMENT CODES: B = Bailer; BP = Bladder Pump; ESP = Electric Submersible Pump; PP = Peristaltic Pump; O = Other (Specify)

SAMPLING DATA

SAMPLED BY (PRINT) / AFFILIATION: Justin Butler	SAMPLER(S) SIGNATURE(S):	SAMPLING INITIATED AT: 1450	SAMPLING ENDED AT: 1500
PUMP OR TUBING DEPTH IN WELL (feet): 48'	TUBING MATERIAL CODE: PE	FIELD-FILTERED: Y (N) Filtration Equipment Type:	FILTER SIZE: ____ µm
FIELD DECONTAMINATION: PUMP (Y) N	TUBING Y (N) (replaced)	DUPLICATE: Y (N)	

SAMPLE CONTAINER SPECIFICATION				SAMPLE PRESERVATION					
SAMPLE ID CODE	# CONTAINERS	MATERIAL CODE	VOLUME	PRESERVATIVE USED	TOTAL VOL ADDED IN FIELD (mL)	FINAL pH	INTENDED ANALYSIS AND/OR METHOD	SAMPLING EQUIPMENT CODE	SAMPLE PUMP FLOW RATE (mL per minute)
MW-16	4	AG	40ml	HCL	40ml x 4	6.19	6200	ESP	0.1
MW-16	3	AG	40ml	HCL	40ml x 3		VPH	↓	↓
	~~3~~	~~CG~~	~~40ml~~	~~Na Thiosulfate~~	~~40ml x 3~~		~~EDB by 504.1~~	↓	↓
MW-16	1	PE	250ml	HN03	250ml		Lead by 6010	↓	↓

REMARKS:

MATERIAL CODES: AG = Amber Glass; CG = Clear Glass; PE = Polyethylene; PP = Polypropylene; S = Silicone; T = Teflon; O = Other (Specify)

SAMPLING EQUIPMENT CODES: APP = After Peristaltic Pump; B = Bailer; BP = Bladder Pump; ESP = Electric Submersible Pump; RFPP = Reverse Flow Peristaltic Pump; SM = Straw Method (Tubing Gravity Drain); O = Other (Specify)

NOTES: 1. **The above do not constitute all of the information required by Chapter 62-160, F.A.C.**
2. STABILIZATION CRITERIA FOR RANGE OF VARIATION OF LAST THREE CONSECUTIVE READINGS (SEE FS 2212, SECTION 3)

pH: ± 0.2 units **Temperature:** ± 0.2 °C **Specific Conductance:** ± 5% **Dissolved Oxygen:** all readings ≤ 20% saturation (see Table FS 2200-2); optionally, ± 0.2 mg/L or ± 10% (whichever is greater) **Turbidity:** all readings ≤ 20 NTU; optionally ± 5 NTU or ± 10% (whichever is greater)

Revision Date: February 12, 2009

Form FD 9000-24

GROUNDWATER SAMPLING LOG

SITE NAME: Colonial Pipeline - Emergency Respons	SITE LOCATION: Huntersville NC	
WELL NO: MW-17	SAMPLE ID: MW-17	DATE: 9-16-20

PURGING DATA

WELL DIAMETER (inches): 4"	TUBING DIAMETER (inches):	WELL SCREEN INTERVAL DEPTH: feet to feet	STATIC DEPTH TO WATER (feet): 35.75	PURGE PUMP TYPE OR BAILER: Bailer

WELL VOLUME PURGE: 1 WELL VOLUME = (TOTAL WELL DEPTH − STATIC DEPTH TO WATER) X WELL CAPACITY
(only fill out if applicable) 52.90 = (35.75 feet − 17.12 feet) X 0.653 gallons/foot = 11.18 gallons

EQUIPMENT VOLUME PURGE: 1 EQUIPMENT VOL. = PUMP VOLUME + (TUBING CAPACITY X TUBING LENGTH) + FLOW CELL VOLUME
(only fill out if applicable)
= gallons + (gallons/foot X feet) + gallons = gallons

INITIAL PUMP OR TUBING DEPTH IN WELL (feet): —	FINAL PUMP OR TUBING DEPTH IN WELL (feet): —	PURGING INITIATED AT:	PURGING ENDED AT:	TOTAL VOLUME PURGED (gallons):

TIME	VOLUME PURGED (gallons)	CUMUL. VOLUME PURGED (gallons)	PURGE RATE (gpm)	DEPTH TO WATER (feet)	pH (standard units)	TEMP. (°C)	COND. (circle units) µmhos/cm or (µS/cm)	DISSOLVED OXYGEN (circle units) (mg/l) or % saturation	TURBIDITY (NTUs)	COLOR (describe)	ODOR (describe)
0830	initial	—	—	—	5.97	18.4	71.0	3.17	—	Clear	N
0836	11.18	11.18	—	—	6.04	18.1	84.8	4.23	—	Orange	N
0843	11.18	13.5	—	DRY	6.12	18.2	78.9	4.64	—	Orange	N

WELL CAPACITY (Gallons Per Foot): 0.75" = 0.02; 1" = 0.04; 1.25" = 0.06; 2" = 0.16; 3" = 0.37; 4" = 0.65; 5" = 1.02; 6" = 1.47; 12" = 5.88
TUBING INSIDE DIA. CAPACITY (Gal./Ft.): 1/8" = 0.0006; 3/16" = 0.0014; 1/4" = 0.0026; 5/16" = 0.004; 3/8" = 0.006; 1/2" = 0.010; 5/8" = 0.016

PURGING EQUIPMENT CODES: B = Bailer; BP = Bladder Pump; ESP = Electric Submersible Pump; PP = Peristaltic Pump; O = Other (Specify)

SAMPLING DATA

SAMPLED BY (PRINT) / AFFILIATION: AECOM	SAMPLER(S) SIGNATURE(S):	SAMPLING INITIATED AT: 1453	SAMPLING ENDED AT: 1500
PUMP OR TUBING DEPTH IN WELL (feet): —	TUBING MATERIAL CODE: —	FIELD-FILTERED: Y (N) Filtration Equipment Type:	FILTER SIZE: ____ µm
FIELD DECONTAMINATION: PUMP Y N	TUBING Y N (replaced)	DUPLICATE: Y N	

SAMPLE CONTAINER SPECIFICATION				SAMPLE PRESERVATION					
SAMPLE ID CODE	# CONTAINERS	MATERIAL CODE	VOLUME	PRESERVATIVE USED	TOTAL VOL ADDED IN FIELD (mL)	FINAL pH	INTENDED ANALYSIS AND/OR METHOD	SAMPLING EQUIPMENT CODE	SAMPLE PUMP FLOW RATE (mL per minute)
MW-17	3	CG	3 X 40ml	Sodium Thiosulfate	—	6.12	504.1 EDB	B	
MW-17	3	AG	3 X 40ml	HCL	—	6.12	VPH	B	
MW-17	4	AG	4 X 40ml	HCL	—	6.12	6200 VOCs	B	
MW-17	1	T	1 X 250ml	HNO3	—	6.12	6010 Lead	B	

REMARKS:

MATERIAL CODES: AG = Amber Glass; CG = Clear Glass; PE = Polyethylene; PP = Polypropylene; S = Silicone; T = Teflon; O = Other (Specify)

SAMPLING EQUIPMENT CODES: APP = After Peristaltic Pump; B = Bailer; BP = Bladder Pump; ESP = Electric Submersible Pump; RFPP = Reverse Flow Peristaltic Pump; SM = Straw Method (Tubing Gravity Drain); O = Other (Specify)

NOTES: 1. **The above do not constitute all of the information required by Chapter 62-160, F.A.C.**
2. STABILIZATION CRITERIA FOR RANGE OF VARIATION OF LAST THREE CONSECUTIVE READINGS (SEE FS 2212, SECTION 3)

pH: ± 0.2 units **Temperature:** ± 0.2 °C **Specific Conductance:** ± 5% **Dissolved Oxygen:** all readings ≤ 20% saturation (see Table FS 2200-2); optionally, ± 0.2 mg/L or ± 10% (whichever is greater) **Turbidity:** all readings ≤ 20 NTU; optionally ± 5 NTU or ± 10% (whichever is greater)

Revision Date: February 12, 2009

Form FD 9000-24

GROUNDWATER SAMPLING LOG

SITE NAME: Colonial Pipeline – Emergency Response	SITE LOCATION: Huntersville, SC	
WELL NO: MW-18	SAMPLE ID: MW-18	DATE: 09/09/20

PURGING DATA

WELL DIAMETER (inches): 2"	TUBING DIAMETER (inches): —	WELL SCREEN INTERVAL DEPTH: feet to feet	STATIC DEPTH TO WATER (feet): 36.54	PURGE PUMP TYPE OR BAILER: Bailer

WELL VOLUME PURGE: 1 WELL VOLUME = (TOTAL WELL DEPTH – STATIC DEPTH TO WATER) X WELL CAPACITY
(only fill out if applicable)
= (feet – feet) X gallons/foot = gallons

EQUIPMENT VOLUME PURGE: 1 EQUIPMENT VOL. = PUMP VOLUME + (TUBING CAPACITY X TUBING LENGTH) + FLOW CELL VOLUME
(only fill out if applicable)
= gallons + (gallons/foot X feet) + gallons = gallons

INITIAL PUMP OR TUBING DEPTH IN WELL (feet):	FINAL PUMP OR TUBING DEPTH IN WELL (feet):	PURGING INITIATED AT:	PURGING ENDED AT:	TOTAL VOLUME PURGED (gallons):

TIME	VOLUME PURGED (gallons)	CUMUL. VOLUME PURGED (gallons)	PURGE RATE (gpm)	DEPTH TO WATER (feet)	pH (standard units)	TEMP. (°C)	COND. (circle units) µmhos/cm or µS/cm	DISSOLVED OXYGEN (circle units) mg/L or % saturation	TURBIDITY (NTUs)	COLOR (describe)	ODOR (describe)
1321	Initial	—			6.14	18.5	156.6	5.37	—	Clear	N
1325	1WV (1.5gal)	1.5			6.00	19.1	158.3	5.82	—	Cloudy	N
1328	1WV (1.5gal)	3.5			5.90	18.6	152.5	5.85	—	Cloudy	N
1332	3WV (1.5gal)	5			5.82	18.5	152.1	5.79	—		N

WELL CAPACITY (Gallons Per Foot): 0.75" = 0.02; 1" = 0.04; 1.25" = 0.06; 2" = 0.16; 3" = 0.37; 4" = 0.65; 5" = 1.02; 6" = 1.47; 12" = 5.88
TUBING INSIDE DIA. CAPACITY (Gal./Ft.): 1/8" = 0.0006; 3/16" = 0.0014; 1/4" = 0.0026; 5/16" = 0.004; 3/8" = 0.006; 1/2" = 0.010; 5/8" = 0.016

PURGING EQUIPMENT CODES: B = Bailer; BP = Bladder Pump; ESP = Electric Submersible Pump; PP = Peristaltic Pump; O = Other (Specify)

SAMPLING DATA

SAMPLED BY (PRINT) / AFFILIATION:	SAMPLER(S) SIGNATURE(S):	SAMPLING INITIATED AT: 1340	SAMPLING ENDED AT: 1345
A. Guerrero & R. Morgan			

PUMP OR TUBING DEPTH IN WELL (feet):	TUBING MATERIAL CODE:	FIELD-FILTERED: Y (N) Filtration Equipment Type:	FILTER SIZE: ___ µm
—			

FIELD DECONTAMINATION: PUMP Y N TUBING Y N (replaced) DUPLICATE: Y N

SAMPLE CONTAINER SPECIFICATION				SAMPLE PRESERVATION					
SAMPLE ID CODE	# CONTAINERS	MATERIAL CODE	VOLUME	PRESERVATIVE USED	TOTAL VOL ADDED IN FIELD (mL)	FINAL pH	INTENDED ANALYSIS AND/OR METHOD	SAMPLING EQUIPMENT CODE	SAMPLE PUMP FLOW RATE (mL per minute)
MW-18	3	CG	3x(40mL)	Sodium Thiosulfate	—		504.1 EDB	B	
MW-18	3	AG	3x(40mL)	HCL	—		VPH	B	
MW-18	4	AG	4x(40mL)	HCL	—		6200 VOCs	B	
MW-18	1	T	1x(250mL)	HNO_3	—		6010 Lead	B	

REMARKS:
NV = Well Volume

MATERIAL CODES: AG = Amber Glass; CG = Clear Glass; PE = Polyethylene; PP = Polypropylene; S = Silicone; T = Teflon; O = Other (Specify)

SAMPLING EQUIPMENT CODES: APP = After Peristaltic Pump; B = Bailer; BP = Bladder Pump; ESP = Electric Submersible Pump; RFPP = Reverse Flow Peristaltic Pump; SM = Straw Method (Tubing Gravity Drain); O = Other (Specify)

NOTES: 1. **The above do not constitute all of the information required by Chapter 62-160, F.A.C.**
2. STABILIZATION CRITERIA FOR RANGE OF VARIATION OF LAST THREE CONSECUTIVE READINGS (SEE FS 2212, SECTION 3)

pH: ± 0.2 units **Temperature:** ± 0.2 °C **Specific Conductance:** ± 5% **Dissolved Oxygen:** all readings ≤ 20% saturation (see Table FS 2200-2); optionally, ± 0.2 mg/L or ± 10% (whichever is greater) **Turbidity:** all readings ≤ 20 NTU; optionally ± 5 NTU or ± 10% (whichever is greater)

Revision Date: February 12, 2009

Form FD 9000-24

GROUNDWATER SAMPLING LOG

SITE NAME: Colonial Pipeline - Emergency Respons	SITE LOCATION: Huntersville NC	
WELL NO: MW-19	SAMPLE ID: MW-19	DATE: 9-16-2020

PURGING DATA

WELL DIAMETER (inches): 4"	TUBING DIAMETER (inches): —	WELL SCREEN INTERVAL DEPTH: feet to feet	STATIC DEPTH TO WATER (feet): 31.30	PURGE PUMP TYPE OR BAILER: Bailer

WELL VOLUME PURGE: 1 WELL VOLUME = (TOTAL WELL DEPTH − STATIC DEPTH TO WATER) X WELL CAPACITY
(only fill out if applicable) 38.48 = (31.30 feet − 7.18 feet) X 0.653 gallons/foot = 4.68 gallons

EQUIPMENT VOLUME PURGE: 1 EQUIPMENT VOL. = PUMP VOLUME + (TUBING CAPACITY X TUBING LENGTH) + FLOW CELL VOLUME
(only fill out if applicable)
= gallons + (gallons/foot X feet) + gallons = gallons

INITIAL PUMP OR TUBING DEPTH IN WELL (feet): —	FINAL PUMP OR TUBING DEPTH IN WELL (feet): —	PURGING INITIATED AT:	PURGING ENDED AT:	TOTAL VOLUME PURGED (gallons):

TIME	VOLUME PURGED (gallons)	CUMUL. VOLUME PURGED (gallons)	PURGE RATE (gpm)	DEPTH TO WATER (feet)	pH (standard units)	TEMP. (°C)	COND. (circle units) µmhos/cm or (µS/cm)	DISSOLVED OXYGEN (circle units) (mg/L) or % saturation	TURBIDITY (NTUs)	COLOR (describe)	ODOR (describe)
0912	initial	—	—	—	7.03	19.2	114.1	3.37	—	clear	N
0918	4.68	4.68	—	—	7.05	19.7	117.0	5.04	—	DK Brn	N
0920	4.68	9.0	—	DRY	7.04	17.4	118.0	6.05	—	DK Brn	N

WELL CAPACITY (Gallons Per Foot): 0.75" = 0.02; 1" = 0.04; 1.25" = 0.06; 2" = 0.16; 3" = 0.37; 4" = 0.65; 5" = 1.02; 6" = 1.47; 12" = 5.88
TUBING INSIDE DIA. CAPACITY (Gal./Ft.): 1/8" = 0.0006; 3/16" = 0.0014; 1/4" = 0.0026; 5/16" = 0.004; 3/8" = 0.006; 1/2" = 0.010; 5/8" = 0.016
PURGING EQUIPMENT CODES: B = Bailer; BP = Bladder Pump; ESP = Electric Submersible Pump; PP = Peristaltic Pump; O = Other (Specify)

SAMPLING DATA

SAMPLED BY (PRINT) / AFFILIATION: AECOM	SAMPLER(S) SIGNATURE(S):	SAMPLING INITIATED AT: 1515	SAMPLING ENDED AT: 1520
PUMP OR TUBING DEPTH IN WELL (feet): —	TUBING MATERIAL CODE: —	FIELD-FILTERED: Y (N) Filtration Equipment Type:	FILTER SIZE: ____ µm
FIELD DECONTAMINATION: PUMP Y N	TUBING Y N (replaced)	DUPLICATE: Y N	

SAMPLE CONTAINER SPECIFICATION				SAMPLE PRESERVATION					
SAMPLE ID CODE	# CONTAINERS	MATERIAL CODE	VOLUME	PRESERVATIVE USED	TOTAL VOL ADDED IN FIELD (mL)	FINAL pH	INTENDED ANALYSIS AND/OR METHOD	SAMPLING EQUIPMENT CODE	SAMPLE PUMP FLOW RATE (mL per minute)
MW-19	3	CG	3X 40ml	Sodium Thiosulfate	—	7.04	504.1 EDB	B	
MW-19	3	AG	3X40ml	HCL	—	7.04	VPH	B	
MW-19	4	AG	4X40 ml	HCL	—	7.04	6200 VOCs	B	
MW19	1	T	1X250ml	HN03	—	7.04	6010 Lead	B	

REMARKS:

MATERIAL CODES: AG = Amber Glass; CG = Clear Glass; PE = Polyethylene; PP = Polypropylene; S = Silicone; T = Teflon; O = Other (Specify)

SAMPLING EQUIPMENT CODES: APP = After Peristaltic Pump; B = Bailer; BP = Bladder Pump; ESP = Electric Submersible Pump; RFPP = Reverse Flow Peristaltic Pump; SM = Straw Method (Tubing Gravity Drain); O = Other (Specify)

NOTES: 1. **The above do not constitute all of the information required by Chapter 62-160, F.A.C.**
2. STABILIZATION CRITERIA FOR RANGE OF VARIATION OF LAST THREE CONSECUTIVE READINGS (SEE FS 2212, SECTION 3)

pH: ± 0.2 units **Temperature:** ± 0.2 °C **Specific Conductance:** ± 5% **Dissolved Oxygen:** all readings ≤ 20% saturation (see Table FS 2200-2); optionally, ± 0.2 mg/L or ± 10% (whichever is greater) **Turbidity:** all readings ≤ 20 NTU; optionally ± 5 NTU or ± 10% (whichever is greater)

Revision Date: February 12, 2009

Form FD 9000-24

GROUNDWATER SAMPLING LOG

SITE NAME: 2020-L1-2448 Incident	SITE LOCATION: Huntersville, NC	
WELL NO: MW-19	SAMPLE ID: MW-19	DATE: 10/7/20

PURGING DATA

WELL DIAMETER (inches):	TUBING DIAMETER (inches):	WELL SCREEN INTERVAL DEPTH: feet to feet	STATIC DEPTH TO WATER (feet): 31.16	PURGE PUMP TYPE OR BAILER:

WELL VOLUME PURGE: 1 WELL VOLUME = (TOTAL WELL DEPTH − STATIC DEPTH TO WATER) X WELL CAPACITY*
(only fill out if applicable)
= (38.45 feet − 31.16 feet) X 0.653 gallons/foot = 4.76 gallons

EQUIPMENT VOLUME PURGE: 1 EQUIPMENT VOL. = PUMP VOLUME + (TUBING CAPACITY X TUBING LENGTH) + FLOW CELL VOLUME
(only fill out if applicable)
= gallons + (gallons/foot X feet) + gallons = gallons

INITIAL PUMP OR TUBING DEPTH IN WELL (feet):	FINAL PUMP OR TUBING DEPTH IN WELL (feet):	PURGING INITIATED AT:	PURGING ENDED AT:	TOTAL VOLUME PURGED (gallons):

TIME	VOLUME PURGED (gallons)	CUMUL. VOLUME PURGED (gallons)	PURGE RATE (gpm)	DEPTH TO WATER (feet)	pH (standard units)	TEMP. (°C)	COND. (circle units) µmhos/cm or µS/cm	DISSOLVED OXYGEN (circle units) mg/L or % saturation	TURBIDITY (NTUs)	COLOR (describe)	ODOR (describe)
1807	Initial	0	0.33	31.68	6.01	17.8	133.7	4.33	—	Tan	NO
1821	4.76	4.76	0.33	37.60	6.60	18.2	149.4	1.12	—	Clear	NO
[illegible]											

WELL CAPACITY (Gallons Per Foot): 0.75" = 0.02; 1" = 0.04; 1.25" = 0.06; 2" = 0.16; 3" = 0.37; 4" = 0.65; 5" = 1.02; 6" = 1.47; 12" = 5.88
TUBING INSIDE DIA. CAPACITY (Gal./Ft.): 1/8" = 0.0006; 3/16" = 0.0014; 1/4" = 0.0026; 5/16" = 0.004; 3/8" = 0.006; 1/2" = 0.010; 5/8" = 0.016

PURGING EQUIPMENT CODES: B = Bailer; BP = Bladder Pump; ESP = Electric Submersible Pump; PP = Peristaltic Pump; O = Other (Specify)

SAMPLING DATA

SAMPLED BY (PRINT) / AFFILIATION: Emily Love / AECOM	SAMPLER(S) SIGNATURE(S): Emily R. Love	SAMPLING INITIATED AT: 1900	SAMPLING ENDED AT: 1900
PUMP OR TUBING DEPTH IN WELL (feet): —	TUBING MATERIAL CODE: —	FIELD-FILTERED: Y (N) Filtration Equipment Type: —	FILTER SIZE: — µm
FIELD DECONTAMINATION: (PUMP) (Y) N	TUBING Y (N (replaced))	DUPLICATE: Y (N)	

SAMPLE CONTAINER SPECIFICATION				SAMPLE PRESERVATION					
SAMPLE ID CODE	# CONTAINERS	MATERIAL CODE	VOLUME	PRESERVATIVE USED	TOTAL VOL ADDED IN FIELD (mL)	FINAL pH	INTENDED ANALYSIS AND/OR METHOD	SAMPLING EQUIPMENT CODE	SAMPLE PUMP FLOW RATE (mL per minute)
	4	AG	40ml	HCL	40ml x 4	6.60	6200	B	—
	3	AG	40ml	HCL	40ml x 3		VPH		—
~~—~~	~~3~~	~~CG~~	~~40ml~~	~~Na Thiosulfate~~	~~40ml x 3~~		~~EDB by 504.1~~		
	1	PE	250ml	HN03	250ml		Lead by 6010		—

REMARKS: MW-19 went dry after second reading. Let well recharge for 15-20 minutes, pump stopped working. MW-19 sampled w/ bailer

MATERIAL CODES: AG = Amber Glass; CG = Clear Glass; PE = Polyethylene; PP = Polypropylene; S = Silicone; T = Teflon; O = Other (Specify)

SAMPLING EQUIPMENT CODES: APP = After Peristaltic Pump; B = Bailer; BP = Bladder Pump; ESP = Electric Submersible Pump; RFPP = Reverse Flow Peristaltic Pump; SM = Straw Method (Tubing Gravity Drain); O = Other (Specify)

NOTES: 1. **The above do not constitute all of the information required by Chapter 62-160, F.A.C.**
2. STABILIZATION CRITERIA FOR RANGE OF VARIATION OF LAST THREE CONSECUTIVE READINGS (SEE FS 2212, SECTION 3)

pH: ± 0.2 units **Temperature:** ± 0.2 °C **Specific Conductance:** ± 5% **Dissolved Oxygen:** all readings ≤ 20% saturation (see Table FS 2200-2); optionally, ± 0.2 mg/L or ± 10% (whichever is greater) **Turbidity:** all readings ≤ 20 NTU; optionally ± 5 NTU or ± 10% (whichever is greater)

Revision Date: February 12, 2009

Form FD 9000-24

GROUNDWATER SAMPLING LOG

SITE NAME: Colonial Pipeline - Emergency Response	SITE LOCATION: Huntersville, NC	
WELL NO: MW-20	SAMPLE ID: MW-20	DATE: 09/09/20

PURGING DATA

WELL DIAMETER (inches): 2"	TUBING DIAMETER (inches): —	WELL SCREEN INTERVAL DEPTH: feet to feet	STATIC DEPTH TO WATER (feet): 41.39	PURGE PUMP TYPE OR BAILER: Bailer

WELL VOLUME PURGE: 1 WELL VOLUME = (TOTAL WELL DEPTH – STATIC DEPTH TO WATER) X WELL CAPACITY
(only fill out if applicable)
= (feet – feet) X gallons/foot = gallons

EQUIPMENT VOLUME PURGE: 1 EQUIPMENT VOL. = PUMP VOLUME + (TUBING CAPACITY X TUBING LENGTH) + FLOW CELL VOLUME
(only fill out if applicable)
= gallons + (gallons/foot X feet) + gallons = gallons

INITIAL PUMP OR TUBING DEPTH IN WELL (feet):	FINAL PUMP OR TUBING DEPTH IN WELL (feet):	PURGING INITIATED AT:	PURGING ENDED AT:	TOTAL VOLUME PURGED (gallons):

TIME	VOLUME PURGED (gallons)	CUMUL. VOLUME PURGED (gallons)	PURGE RATE (gpm)	DEPTH TO WATER (feet)	pH (standard units)	TEMP. (°C)	COND. (circle units) µmhos/cm or µS/cm	DISSOLVED OXYGEN (circle units) mg/L or % saturation	TURBIDITY (NTUs)	COLOR (describe)	ODOR (describe)
1240 Initial	—	—			6.36	18.4	206.6	5.13	—	Clear	N
1243	1WV (1.5gal)	1.5			6.25	18.2	191.6	5.77	—	Cloudy (slight)	N
1245	2WV (3gal)	3			6.18	18.3	188.7	5.96	—	Cloudy (slight)	N
1248	3WV (4.5gal)	4.5			6.01	18.3	190.1	5.86	—	Cloudy (slight)	N

WELL CAPACITY (Gallons Per Foot): 0.75" = 0.02; 1" = 0.04; 1.25" = 0.06; 2" = 0.16; 3" = 0.37; 4" = 0.65; 5" = 1.02; 6" = 1.47; 12" = 5.88
TUBING INSIDE DIA. CAPACITY (Gal./Ft.): 1/8" = 0.0006; 3/16" = 0.0014; 1/4" = 0.0026; 5/16" = 0.004; 3/8" = 0.006; 1/2" = 0.010; 5/8" = 0.016

PURGING EQUIPMENT CODES: B = Bailer; BP = Bladder Pump; ESP = Electric Submersible Pump; PP = Peristaltic Pump; O = Other (Specify)

SAMPLING DATA

SAMPLED BY (PRINT) / AFFILIATION: A. guerrier + R. morgan	SAMPLER(S) SIGNATURE(S):	SAMPLING INITIATED AT: 1255	SAMPLING ENDED AT: 1300
PUMP OR TUBING DEPTH IN WELL (feet): —	TUBING MATERIAL CODE: —	FIELD-FILTERED: Y (N) Filtration Equipment Type:	FILTER SIZE: ____ µm
FIELD DECONTAMINATION: PUMP Y N	TUBING Y N (replaced)	DUPLICATE: Y N	

SAMPLE CONTAINER SPECIFICATION				SAMPLE PRESERVATION					
SAMPLE ID CODE	# CONTAINERS	MATERIAL CODE	VOLUME	PRESERVATIVE USED	TOTAL VOL ADDED IN FIELD (mL)	FINAL pH	INTENDED ANALYSIS AND/OR METHOD	SAMPLING EQUIPMENT CODE	SAMPLE PUMP FLOW RATE (mL per minute)
MW-20	3	AG	3(40mL)				504.1 EDB	B	
MW-20	3	AG	3x(40mL)	HCL			VPH	B	
MW-20	4	AG	4x(40mL)	HCl			62000 VOCs	B	
MW-20	1	T		HNO_3			6010 Lead	B	

REMARKS:
WV = well volume

MATERIAL CODES: AG = Amber Glass; CG = Clear Glass; PE = Polyethylene; PP = Polypropylene; S = Silicone; T = Teflon; O = Other (Specify)

SAMPLING EQUIPMENT CODES: APP = After Peristaltic Pump; B = Bailer; BP = Bladder Pump; ESP = Electric Submersible Pump; RFPP = Reverse Flow Peristaltic Pump; SM = Straw Method (Tubing Gravity Drain); O = Other (Specify)

NOTES: 1. **The above do not constitute all of the information required by Chapter 62-160, F.A.C.**
2. STABILIZATION CRITERIA FOR RANGE OF VARIATION OF LAST THREE CONSECUTIVE READINGS (SEE FS 2212, SECTION 3)

pH: ± 0.2 units **Temperature:** ± 0.2 °C **Specific Conductance:** ± 5% **Dissolved Oxygen:** all readings ≤ 20% saturation (see Table FS 2200-2); optionally, ± 0.2 mg/L or ± 10% (whichever is greater) **Turbidity:** all readings ≤ 20 NTU; optionally ± 5 NTU or ± 10% (whichever is greater)

Revision Date: February 12, 2009

Form FD 9000-24

GROUNDWATER SAMPLING LOG

SITE NAME: Colonial Pipeline - Emergency Response | SITE LOCATION: Huntersville NC

WELL NO: MW-~~3~~21 | SAMPLE ID: MW-21 | DATE: 9-16-2020

PURGING DATA

WELL DIAMETER (inches):	TUBING DIAMETER (inches):	WELL SCREEN INTERVAL DEPTH: feet to feet	STATIC DEPTH TO WATER (feet):	PURGE PUMP TYPE OR BAILER:
4"	—		30.81	Bailer

WELL VOLUME PURGE: 1 WELL VOLUME = (TOTAL WELL DEPTH − STATIC DEPTH TO WATER) X WELL CAPACITY
(only fill out if applicable) 52.87 = (30.81 feet − 22.06 feet) X 0.653 gallons/foot = 14.40 gallons

EQUIPMENT VOLUME PURGE: 1 EQUIPMENT VOL. = PUMP VOLUME + (TUBING CAPACITY X TUBING LENGTH) + FLOW CELL VOLUME
(only fill out if applicable)
= gallons + (gallons/foot X feet) + gallons = gallons

INITIAL PUMP OR TUBING DEPTH IN WELL (feet):	FINAL PUMP OR TUBING DEPTH IN WELL (feet):	PURGING INITIATED AT:	PURGING ENDED AT:	TOTAL VOLUME PURGED (gallons):
—	—			

TIME	VOLUME PURGED (gallons)	CUMUL. VOLUME PURGED (gallons)	PURGE RATE (gpm)	DEPTH TO WATER (feet)	pH (standard units)	TEMP. (°C)	COND. (circle units) µmhos/cm or µS/cm	DISSOLVED OXYGEN (circle units) mg/L or % saturation	TURBIDITY (NTUs)	COLOR (describe)	ODOR (describe)
1025	Initial	—	—	—	7.08	17.7	1753	2.48	—	Clear	N
1033	1440	14.40	—	—	7.12	17.7	1741	2.78	—	OK Brn	N
1048	1440	28.80	—	—	6.95	17.9	1804	4.60	—	OK Brn	N

WELL CAPACITY (Gallons Per Foot): 0.75" = 0.02; 1" = 0.04; 1.25" = 0.06; 2" = 0.16; 3" = 0.37; 4" = 0.65; 5" = 1.02; 6" = 1.47; 12" = 5.88
TUBING INSIDE DIA. CAPACITY (Gal./Ft.): 1/8" = 0.0006; 3/16" = 0.0014; 1/4" = 0.0026; 5/16" = 0.004; 3/8" = 0.006; 1/2" = 0.010; 5/8" = 0.016

PURGING EQUIPMENT CODES: B = Bailer; BP = Bladder Pump; ESP = Electric Submersible Pump; PP = Peristaltic Pump; O = Other (Specify)

SAMPLING DATA

SAMPLED BY (PRINT) / AFFILIATION:	SAMPLER(S) SIGNATURE(S):	SAMPLING INITIATED AT:	SAMPLING ENDED AT:
AECOM		1530	1535

PUMP OR TUBING DEPTH IN WELL (feet):	TUBING MATERIAL CODE:	FIELD-FILTERED: Y (N) Filtration Equipment Type:	FILTER SIZE: ____ µm
—	—		

FIELD DECONTAMINATION: PUMP Y N TUBING Y N (replaced) DUPLICATE: Y N

SAMPLE CONTAINER SPECIFICATION				SAMPLE PRESERVATION					
SAMPLE ID CODE	# CONTAINERS	MATERIAL CODE	VOLUME	PRESERVATIVE USED	TOTAL VOL ADDED IN FIELD (mL)	FINAL pH	INTENDED ANALYSIS AND/OR METHOD	SAMPLING EQUIPMENT CODE	SAMPLE PUMP FLOW RATE (mL per minute)
MW-21	3	CG	3X40ml	Sodium Thiosulfate	—	6.93	504.1 EDB	B	
MW21	3	AG	3X40ml	HCL	—	6.93	VPH	B	
MW21	4	AG	4X40ml	HCL	—	6.93	6200 VOCs	B	
MW21	1	T	1X250ml	HNO3	—	6.93	6010 Lead	B	

REMARKS:

MATERIAL CODES: AG = Amber Glass; CG = Clear Glass; PE = Polyethylene; PP = Polypropylene; S = Silicone; T = Teflon; O = Other (Specify)

SAMPLING EQUIPMENT CODES: APP = After Peristaltic Pump; B = Bailer; BP = Bladder Pump; ESP = Electric Submersible Pump; RFPP = Reverse Flow Peristaltic Pump; SM = Straw Method (Tubing Gravity Drain); O = Other (Specify)

NOTES: 1. **The above do not constitute all of the information required by Chapter 62-160, F.A.C.**
2. STABILIZATION CRITERIA FOR RANGE OF VARIATION OF LAST THREE CONSECUTIVE READINGS (SEE FS 2212, SECTION 3)

pH: ± 0.2 units **Temperature:** ± 0.2 °C **Specific Conductance:** ± 5% **Dissolved Oxygen:** all readings ≤ 20% saturation (see Table FS 2200-2); optionally, ± 0.2 mg/L or ± 10% (whichever is greater) **Turbidity:** all readings ≤ 20 NTU; optionally ± 5 NTU or ± 10% (whichever is greater)

Revision Date: February 12, 2009

Form FD 9000-24

GROUNDWATER SAMPLING LOG

SITE NAME: Colonial - Pipeline - Emergency Response	SITE LOCATION: Huntersville, SC	
WELL NO: MW-22	SAMPLE ID: MW-22	DATE: 09/09/20

PURGING DATA

WELL DIAMETER (inches): 2"	TUBING DIAMETER (inches): —	WELL SCREEN INTERVAL DEPTH: feet to feet	STATIC DEPTH TO WATER (feet): 33.06	PURGE PUMP TYPE OR BAILER: Bailer

WELL VOLUME PURGE: 1 WELL VOLUME = (TOTAL WELL DEPTH – STATIC DEPTH TO WATER) X WELL CAPACITY
(only fill out if applicable)
= (feet – feet) X gallons/foot = gallons

EQUIPMENT VOLUME PURGE: 1 EQUIPMENT VOL. = PUMP VOLUME + (TUBING CAPACITY X TUBING LENGTH) + FLOW CELL VOLUME
(only fill out if applicable)
= gallons + (gallons/foot X feet) + gallons = gallons

INITIAL PUMP OR TUBING DEPTH IN WELL (feet):	FINAL PUMP OR TUBING DEPTH IN WELL (feet):	PURGING INITIATED AT:	PURGING ENDED AT:	TOTAL VOLUME PURGED (gallons):

TIME	VOLUME PURGED (gallons)	CUMUL. VOLUME PURGED (gallons)	PURGE RATE (gpm)	DEPTH TO WATER (feet)	pH (standard units)	TEMP. (°C)	COND. (circle units) µmhos/cm or µS/cm	DISSOLVED OXYGEN (circle units) mg/L or % saturation	TURBIDITY (NTUs)	COLOR (describe)	ODOR (describe)
1111	Initial	—			6.42	16.6	178.8	5.10	—	Clear	N
1113	1WV (0.33gal)	~~0.5~~	0.5		6.24	16.2	177.8	5.34	—	Cloudy	N
1115	2WV (0.33gal)	~~1~~	1		6.21	16.0	177.7	5.33	—	Cloudy	N
1117	3WV (0.33gal)	~~1.5~~	1.5		6.14	16.0	177.9	5.29	—	Cloudy	N

WELL CAPACITY (Gallons Per Foot): 0.75" = 0.02; 1" = 0.04; 1.25" = 0.06; 2" = 0.16; 3" = 0.37; 4" = 0.65; 5" = 1.02; 6" = 1.47; 12" = 5.88
TUBING INSIDE DIA. CAPACITY (Gal./Ft.): 1/8" = 0.0006; 3/16" = 0.0014; 1/4" = 0.0026; 5/16" = 0.004; 3/8" = 0.006; 1/2" = 0.010; 5/8" = 0.016

PURGING EQUIPMENT CODES: B = Bailer; BP = Bladder Pump; ESP = Electric Submersible Pump; PP = Peristaltic Pump; O = Other (Specify)

SAMPLING DATA

SAMPLED BY (PRINT) / AFFILIATION:	SAMPLER(S) SIGNATURE(S):	SAMPLING INITIATED AT: 1120	SAMPLING ENDED AT: 1130
A. Guenther & R. Morgan			

PUMP OR TUBING DEPTH IN WELL (feet):	TUBING MATERIAL CODE:	FIELD-FILTERED: Y (N) Filtration Equipment Type:	FILTER SIZE: ____ µm

FIELD DECONTAMINATION: PUMP Y N TUBING Y N (replaced) DUPLICATE: Y N

SAMPLE CONTAINER SPECIFICATION				SAMPLE PRESERVATION					
SAMPLE ID CODE	# CONTAINERS	MATERIAL CODE	VOLUME	PRESERVATIVE USED	TOTAL VOL ADDED IN FIELD (mL)	FINAL pH	INTENDED ANALYSIS AND/OR METHOD	SAMPLING EQUIPMENT CODE	SAMPLE PUMP FLOW RATE (mL per minute)
MW-22	3	CG	3x(40mL)	Sodium Thiosulfate	—	—	504.1 EDB	B	—
MW-22	3	AG	3x(40mL)	HCL	—	—	VPH	B	—
MW-22	4	AG	4x(40mL)	HCL	—	—	6200 VOCs	B	—
MW-22	1	T	1x(250mL)	HNO3	—	—	6010 Lead	B	—

REMARKS:
WV = well volume

MATERIAL CODES: AG = Amber Glass; CG = Clear Glass; PE = Polyethylene; PP = Polypropylene; S = Silicone; T = Teflon; O = Other (Specify)

SAMPLING EQUIPMENT CODES: APP = After Peristaltic Pump; B = Bailer; BP = Bladder Pump; ESP = Electric Submersible Pump; RFPP = Reverse Flow Peristaltic Pump; SM = Straw Method (Tubing Gravity Drain); O = Other (Specify)

NOTES: 1. **The above do not constitute all of the information required by Chapter 62-160, F.A.C.**
2. STABILIZATION CRITERIA FOR RANGE OF VARIATION OF LAST THREE CONSECUTIVE READINGS (SEE FS 2212, SECTION 3)

pH: ± 0.2 units **Temperature:** ± 0.2 °C **Specific Conductance:** ± 5% **Dissolved Oxygen:** all readings ≤ 20% saturation (see Table FS 2200-2); optionally, ± 0.2 mg/L or ± 10% (whichever is greater) **Turbidity:** all readings ≤ 20 NTU; optionally ± 5 NTU or ± 10% (whichever is greater)

Revision Date: February 12, 2009

Form FD 9000-24

GROUNDWATER SAMPLING LOG

SITE NAME: 2020-L1-2448 Incident	SITE LOCATION: Huntersville, NC	
WELL NO: MW-22	SAMPLE ID: MW-22	DATE: 10-7-20

PURGING DATA

WELL DIAMETER (inches): 2"	TUBING DIAMETER (inches): NA	WELL SCREEN INTERVAL DEPTH: 19 feet to 34 feet	STATIC DEPTH TO WATER (feet): 34.83	PURGE PUMP TYPE OR BAILER: Bailer

WELL VOLUME PURGE: 1 WELL VOLUME = (TOTAL WELL DEPTH – STATIC DEPTH TO WATER) X WELL CAPACITY
(only fill out if applicable)
= (37.09 feet – 34.83 feet) X ~~2~~ 0.163 gallons/foot = 0.37 gallons

EQUIPMENT VOLUME PURGE: 1 EQUIPMENT VOL. = PUMP VOLUME + (TUBING CAPACITY X TUBING LENGTH) + FLOW CELL VOLUME
(only fill out if applicable)
= gallons + (gallons/foot X feet) + gallons = gallons

INITIAL PUMP OR TUBING DEPTH IN WELL (feet): NA	FINAL PUMP OR TUBING DEPTH IN WELL (feet): NA	PURGING INITIATED AT: 0858	PURGING ENDED AT: 0912	TOTAL VOLUME PURGED (gallons): 1.11

TIME	VOLUME PURGED (gallons)	CUMUL. VOLUME PURGED (gallons)	PURGE RATE (gpm)	DEPTH TO WATER (feet)	pH (standard units)	TEMP. (°C)	COND. (circle units) µmhos/cm or (µS/cm)	DISSOLVED OXYGEN (circle units) (mg/l) or % saturation	TURBIDITY (NTUs)	COLOR (describe)	ODOR (describe)
0900	Initial	0	—	—	5.76	15.6	232.8	4.38	—	Clear	No
0904	0.37	0.37	—	—	5.90	15.5	216.5	5.39	—	Light Brown	No
0907	0.37	0.74	—	—	5.88	15.5	231.5	6.30	—	Light Brown	No
0910	0.37	1.11	—	—	5.98	15.6	257.0	6.65	—	Light Brown	No

WELL CAPACITY (Gallons Per Foot): 0.75" = 0.02; 1" = 0.04; 1.25" = 0.06; 2" = 0.16; 3" = 0.37; 4" = 0.65; 5" = 1.02; 6" = 1.47; 12" = 5.88
TUBING INSIDE DIA. CAPACITY (Gal./Ft.): 1/8" = 0.0006; 3/16" = 0.0014; 1/4" = 0.0026; 5/16" = 0.004; 3/8" = 0.006; 1/2" = 0.010; 5/8" = 0.016

PURGING EQUIPMENT CODES: B = Bailer; BP = Bladder Pump; ESP = Electric Submersible Pump; PP = Peristaltic Pump; O = Other (Specify)

SAMPLING DATA

SAMPLED BY (PRINT) / AFFILIATION: Justin Butler	SAMPLER(S) SIGNATURE(S):	SAMPLING INITIATED AT: 0915	SAMPLING ENDED AT: 0920
PUMP OR TUBING DEPTH IN WELL (feet): NA	TUBING MATERIAL CODE: NA	FIELD-FILTERED: Y (N) Filtration Equipment Type:	FILTER SIZE: ____ µm
FIELD DECONTAMINATION: PUMP Y (N)	TUBING Y (N) (replaced)	DUPLICATE: Y (N)	

SAMPLE CONTAINER SPECIFICATION				SAMPLE PRESERVATION					
SAMPLE ID CODE	# CONTAINERS	MATERIAL CODE	VOLUME	PRESERVATIVE USED	TOTAL VOL ADDED IN FIELD (mL)	FINAL pH	INTENDED ANALYSIS AND/OR METHOD	SAMPLING EQUIPMENT CODE	SAMPLE PUMP FLOW RATE (mL per minute)
MW-22	4	AG	40ml	HCL	40ml x 4	5.98	6200	B	NA
MW-22	3	AG	40ml	HCL	40ml x 3	↓	VPH	↓	↓
	~~3~~	~~CG~~	~~40ml~~	~~Na Thiosulfate~~	~~40ml x 3~~	↓	~~EDB by 504.1~~	↓	↓
MW-22	1	PE	250ml	HN03	250ml	↓	Lead by 6010	↓	↓

REMARKS:

MATERIAL CODES: AG = Amber Glass; CG = Clear Glass; PE = Polyethylene; PP = Polypropylene; S = Silicone; T = Teflon; O = Other (Specify)

SAMPLING EQUIPMENT CODES: APP = After Peristaltic Pump; B = Bailer; BP = Bladder Pump; ESP = Electric Submersible Pump; RFPP = Reverse Flow Peristaltic Pump; SM = Straw Method (Tubing Gravity Drain); O = Other (Specify)

NOTES: 1. **The above do not constitute all of the information required by Chapter 62-160, F.A.C.**
2. STABILIZATION CRITERIA FOR RANGE OF VARIATION OF LAST THREE CONSECUTIVE READINGS (SEE FS 2212, SECTION 3)

pH: ± 0.2 units **Temperature:** ± 0.2 °C **Specific Conductance:** ± 5% **Dissolved Oxygen:** all readings ≤ 20% saturation (see Table FS 2200-2); optionally, ± 0.2 mg/L or ± 10% (whichever is greater) **Turbidity:** all readings ≤ 20 NTU; optionally ± 5 NTU or ± 10% (whichever is greater)

Revision Date: February 12, 2009

Form FD 9000-24

GROUNDWATER SAMPLING LOG

SITE NAME: Colonial Pipeline - Emergency Respons		SITE LOCATION: Huntersville, NC	
WELL NO: MW-23	SAMPLE ID: MW-23		DATE: 9/20/20

PURGING DATA

WELL DIAMETER (inches): 4"	TUBING DIAMETER (inches): —	WELL SCREEN INTERVAL DEPTH: — feet to 48 feet	STATIC DEPTH TO WATER (feet): 30.06	PURGE PUMP TYPE OR BAILER:

WELL VOLUME PURGE: 1 WELL VOLUME = (TOTAL WELL DEPTH – STATIC DEPTH TO WATER) X WELL CAPACITY
(only fill out if applicable)
= (48 feet – 30 feet) X 0.65 gallons/foot = 12 gallons

EQUIPMENT VOLUME PURGE: 1 EQUIPMENT VOL. = PUMP VOLUME + (TUBING CAPACITY X TUBING LENGTH) + FLOW CELL VOLUME
(only fill out if applicable)
= gallons + (gallons/foot X feet) + gallons = gallons

INITIAL PUMP OR TUBING DEPTH IN WELL (feet): —	FINAL PUMP OR TUBING DEPTH IN WELL (feet): —	PURGING INITIATED AT:	PURGING ENDED AT:	TOTAL VOLUME PURGED (gallons): 20

TIME	VOLUME PURGED (gallons)	CUMUL. VOLUME PURGED (gallons)	PURGE RATE (gpm)	DEPTH TO WATER (feet)	pH (standard units)	TEMP. (°C)	COND. (circle units) µmhos/cm or µS/cm	DISSOLVED OXYGEN (circle units) mg/L or % saturation	TURBIDITY (NTUs)	COLOR (describe)	ODOR (describe)
1630	20	20	—	—	8.15	18.8	176.7	5.05	—	Slt. Cl.	None
	Dry										

WELL CAPACITY (Gallons Per Foot): **0.75"** = 0.02; **1"** = 0.04; **1.25"** = 0.06; **2"** = 0.16; **3"** = 0.37; **4"** = 0.65; **5"** = 1.02; **6"** = 1.47; **12"** = 5.88
TUBING INSIDE DIA. CAPACITY (Gal./Ft.): **1/8"** = 0.0006; **3/16"** = 0.0014; **1/4"** = 0.0026; **5/16"** = 0.004; **3/8"** = 0.006; **1/2"** = 0.010; **5/8"** = 0.016

PURGING EQUIPMENT CODES: B = Bailer; BP = Bladder Pump; ESP = Electric Submersible Pump; PP = Peristaltic Pump; O = Other (Specify)

SAMPLING DATA

SAMPLED BY (PRINT) / AFFILIATION: Andrew Wresdy	SAMPLER(S) SIGNATURE(S): [signature]	SAMPLING INITIATED AT: 1630	SAMPLING ENDED AT: 1640
PUMP OR TUBING DEPTH IN WELL (feet):	TUBING MATERIAL CODE:	FIELD-FILTERED: Y N Filtration Equipment Type:	FILTER SIZE: ____ µm
FIELD DECONTAMINATION: PUMP Y N	TUBING Y N (replaced)	DUPLICATE: Y N	

SAMPLE CONTAINER SPECIFICATION				SAMPLE PRESERVATION			INTENDED ANALYSIS AND/OR METHOD	SAMPLING EQUIPMENT CODE	SAMPLE PUMP FLOW RATE (mL per minute)
SAMPLE ID CODE	# CONTAINERS	MATERIAL CODE	VOLUME	PRESERVATIVE USED	TOTAL VOL ADDED IN FIELD (mL)	FINAL pH			
MW-23	4	AG	3x40	HCl	—	—	6200	B	—
MW-23	3	CG	3x40	Na Thiosulfat	—	—	EDB	B	—
MW-23	3	CG	3x4	HCl	—	—	VPH	B	—
MW-23	1	PE	250	HNO_3	—	—	6010 Pb	B	—

REMARKS: Went dry at 20 gallons

MATERIAL CODES: AG = Amber Glass; CG = Clear Glass; PE = Polyethylene; PP = Polypropylene; S = Silicone; T = Teflon; O = Other (Specify)

SAMPLING EQUIPMENT CODES: APP = After Peristaltic Pump; B = Bailer; BP = Bladder Pump; ESP = Electric Submersible Pump; RFPP = Reverse Flow Peristaltic Pump; SM = Straw Method (Tubing Gravity Drain); O = Other (Specify)

NOTES: 1. The above do not constitute all of the information required by Chapter 62-160, F.A.C.
2. STABILIZATION CRITERIA FOR RANGE OF VARIATION OF LAST THREE CONSECUTIVE READINGS (SEE FS 2212, SECTION 3)

pH: ± 0.2 units **Temperature:** ± 0.2 °C **Specific Conductance:** ± 5% **Dissolved Oxygen:** all readings ≤ 20% saturation (see Table FS 2200-2); optionally, ± 0.2 mg/L or ± 10% (whichever is greater) **Turbidity:** all readings ≤ 20 NTU; optionally ± 5 NTU or ± 10% (whichever is greater)

Revision Date: February 12, 2009

Form FD 9000-24

GROUNDWATER SAMPLING LOG

SITE NAME: 2020-L1-2448 Incident	SITE LOCATION: Huntersville, NC	
WELL NO: MW-23R	SAMPLE ID: MW-23R	DATE: 10/7/20

PURGING DATA

WELL DIAMETER (inches): 2"	TUBING DIAMETER (inches): 1/2"	WELL SCREEN INTERVAL DEPTH: feet to feet	STATIC DEPTH TO WATER (feet): 29.73	PURGE PUMP TYPE OR BAILER: Monsoon

WELL VOLUME PURGE: 1 WELL VOLUME = (TOTAL WELL DEPTH − STATIC DEPTH TO WATER) X WELL CAPACITY
(only fill out if applicable)
= (48.17 feet − 29.23 feet) X 0.163 gallons/foot = 3.00 gallons

EQUIPMENT VOLUME PURGE: 1 EQUIPMENT VOL. = PUMP VOLUME + (TUBING CAPACITY X TUBING LENGTH) + FLOW CELL VOLUME
(only fill out if applicable)
= gallons + (gallons/foot X feet) + gallons = gallons

INITIAL PUMP OR TUBING DEPTH IN WELL (feet): 45'	FINAL PUMP OR TUBING DEPTH IN WELL (feet): 45'	PURGING INITIATED AT: 1518	PURGING ENDED AT: 1550	TOTAL VOLUME PURGED (gallons): 9.00

TIME	VOLUME PURGED (gallons)	CUMUL. VOLUME PURGED (gallons)	PURGE RATE (gpm)	DEPTH TO WATER (feet)	pH (standard units)	TEMP. (°C)	COND. (circle units) µmhos/cm or mS/cm	DISSOLVED OXYGEN (circle units) mg/l or % saturation	TURBIDITY (NTUs)	COLOR (describe)	ODOR (describe)
1520	Initial	0	0.33	30.76	5.45	18.0	106.8	5.49	—	light Brown	NO
1529	3.00	3.0	0.33	32.28	5.85	18.1	105.9	6.67	—	light Brown	NO
1538	3.00	6.0	0.33	32.75	6.00	18.1	107.1	7.05	—	light Brown	NO
1547	3.00	9.0	0.33	33.41	5.92	18.0	111.7	7.47	—	Cleaning light Brown	NO

WELL CAPACITY (Gallons Per Foot): 0.75" = 0.02; 1" = 0.04; 1.25" = 0.06; 2" = 0.16; 3" = 0.37; 4" = 0.65; 5" = 1.02; 6" = 1.47; 12" = 5.88
TUBING INSIDE DIA. CAPACITY (Gal./Ft.): 1/8" = 0.0006; 3/16" = 0.0014; 1/4" = 0.0026; 5/16" = 0.004; 3/8" = 0.006; 1/2" = 0.010; 5/8" = 0.016

PURGING EQUIPMENT CODES: B = Bailer; BP = Bladder Pump; ESP = Electric Submersible Pump; PP = Peristaltic Pump; O = Other (Specify)

SAMPLING DATA

SAMPLED BY (PRINT) / AFFILIATION: Justin Butler	SAMPLER(S) SIGNATURE(S):	SAMPLING INITIATED AT: 1550	SAMPLING ENDED AT: 1600
PUMP OR TUBING DEPTH IN WELL (feet): 45'	TUBING MATERIAL CODE: PE	FIELD-FILTERED: Y (N) Filtration Equipment Type:	FILTER SIZE: ____ µm
FIELD DECONTAMINATION: PUMP (Y) N	TUBING Y (N replaced)	DUPLICATE: Y (N)	

SAMPLE CONTAINER SPECIFICATION				SAMPLE PRESERVATION					
SAMPLE ID CODE	# CONTAINERS	MATERIAL CODE	VOLUME	PRESERVATIVE USED	TOTAL VOL ADDED IN FIELD (mL)	FINAL pH	INTENDED ANALYSIS AND/OR METHOD	SAMPLING EQUIPMENT CODE	SAMPLE PUMP FLOW RATE (mL per minute)
MW-23R	4	AG	40ml	HCL	40ml x 4	5.92	6200	ESP	0.1
MW-23R	3	AG	40ml	HCL	40ml x 3		VPH	↓	↓
~~MW-23R~~	~~3~~	~~CG~~	~~40ml~~	~~Na Thiosulfate~~	~~40ml x 3~~	↓	~~EDB by 504.1~~	↓	↓
MW-23R	1	PE	250ml	HN03	250ml	↓	Lead by 6010	↓	↓

REMARKS:

MATERIAL CODES: AG = Amber Glass; CG = Clear Glass; PE = Polyethylene; PP = Polypropylene; S = Silicone; T = Teflon; O = Other (Specify)

SAMPLING EQUIPMENT CODES: APP = After Peristaltic Pump; B = Bailer; BP = Bladder Pump; ESP = Electric Submersible Pump; RFPP = Reverse Flow Peristaltic Pump; SM = Straw Method (Tubing Gravity Drain); O = Other (Specify)

NOTES: 1. **The above do not constitute all of the information required by Chapter 62-160, F.A.C.**

2. STABILIZATION CRITERIA FOR RANGE OF VARIATION OF LAST THREE CONSECUTIVE READINGS (SEE FS 2212, SECTION 3)

pH: ± 0.2 units **Temperature:** ± 0.2 °C **Specific Conductance:** ± 5% **Dissolved Oxygen:** all readings ≤ 20% saturation (see Table FS 2200-2); optionally, ± 0.2 mg/L or ± 10% (whichever is greater) **Turbidity:** all readings ≤ 20 NTU; optionally ± 5 NTU or ± 10% (whichever is greater)

Revision Date: February 12, 2009

Form FD 9000-24

GROUNDWATER SAMPLING LOG

SITE NAME: Colonial Pipeline - Emergency Response	SITE LOCATION: Huntersville NC	
WELL NO: MW-25	SAMPLE ID: MW-25	DATE: 9-11-2020

PURGING DATA

WELL DIAMETER (inches): 2"	TUBING DIAMETER (inches):	WELL SCREEN INTERVAL DEPTH: feet to feet	STATIC DEPTH TO WATER (feet):	PURGE PUMP TYPE OR BAILER: Bailer

WELL VOLUME PURGE: 1 WELL VOLUME = (TOTAL WELL DEPTH − STATIC DEPTH TO WATER) X WELL CAPACITY
(only fill out if applicable) 60.25 = (43.52 feet − 16.73 feet) X 0.163 gallons/foot = 2.72 gallons

EQUIPMENT VOLUME PURGE: 1 EQUIPMENT VOL. = PUMP VOLUME + (TUBING CAPACITY X TUBING LENGTH) + FLOW CELL VOLUME
(only fill out if applicable)
= gallons + (gallons/foot X feet) + gallons = gallons

INITIAL PUMP OR TUBING DEPTH IN WELL (feet): —	FINAL PUMP OR TUBING DEPTH IN WELL (feet): —	PURGING INITIATED AT: 0850	PURGING ENDED AT: 0911	TOTAL VOLUME PURGED (gallons): 8.50

TIME	VOLUME PURGED (gallons)	CUMUL. VOLUME PURGED (gallons)	PURGE RATE (gpm)	DEPTH TO WATER (feet)	pH (standard units)	TEMP. (°C)	COND. (circle units) µmhos/cm or µS/cm	DISSOLVED OXYGEN (circle units) mg/L or % saturation	TURBIDITY (NTUs)	COLOR (describe)	ODOR (describe)
0850	Initial	Initial	—	—	5.66	16.9	219.8	5.52	—	Clear	N
0900	2.72	2.72	—	—	5.78	16.6	224.2	5.54	—	DK Brn	N
0905	5.44	5.44	—	—	5.94	16.6	233.6	5.42	—	DK Brn	N
0911	8.16	8.16	—	—	6.13	16.8	236.4	5.63	—	DK Brn	N

WELL CAPACITY (Gallons Per Foot): 0.75" = 0.02; 1" = 0.04; 1.25" = 0.06; 2" = 0.16; 3" = 0.37; 4" = 0.65; 5" = 1.02; 6" = 1.47; 12" = 5.88
TUBING INSIDE DIA. CAPACITY (Gal./Ft.): 1/8" = 0.0006; 3/16" = 0.0014; 1/4" = 0.0026; 5/16" = 0.004; 3/8" = 0.006; 1/2" = 0.010; 5/8" = 0.016

PURGING EQUIPMENT CODES: B = Bailer; BP = Bladder Pump; ESP = Electric Submersible Pump; PP = Peristaltic Pump; O = Other (Specify)

SAMPLING DATA

SAMPLED BY (PRINT) / AFFILIATION: Randy Morgan / AECOM	SAMPLER(S) SIGNATURE(S): Randy Morgan	SAMPLING INITIATED AT: 0920	SAMPLING ENDED AT: 0925
PUMP OR TUBING DEPTH IN WELL (feet): —	TUBING MATERIAL CODE: —	FIELD-FILTERED: Y (N) Filtration Equipment Type:	FILTER SIZE: ____ µm

FIELD DECONTAMINATION: PUMP Y N TUBING Y N (replaced) DUPLICATE: Y N

SAMPLE CONTAINER SPECIFICATION				SAMPLE PRESERVATION					
SAMPLE ID CODE	# CONTAINERS	MATERIAL CODE	VOLUME	PRESERVATIVE USED	TOTAL VOL ADDED IN FIELD (mL)	FINAL pH	INTENDED ANALYSIS AND/OR METHOD	SAMPLING EQUIPMENT CODE	SAMPLE PUMP FLOW RATE (mL per minute)
MW-25	3	CG	3X40ml	Sodium Thiosulfate	—		504.1 EDB	B	
MW-25	3	AG	3X40ml	HCL	—		VPH	B	
MW-25	4	AG	4X40ml	HCL	—		6200 VOCs	B	
MW-25	1	T	1X250ml	HNO3	—		6010 Lead	B	

REMARKS:

MATERIAL CODES: AG = Amber Glass; CG = Clear Glass; PE = Polyethylene; PP = Polypropylene; S = Silicone; T = Teflon; O = Other (Specify)

SAMPLING EQUIPMENT CODES: APP = After Peristaltic Pump; B = Bailer; BP = Bladder Pump; ESP = Electric Submersible Pump; RFPP = Reverse Flow Peristaltic Pump; SM = Straw Method (Tubing Gravity Drain); O = Other (Specify)

NOTES: 1. **The above do not constitute all of the information required by Chapter 62-160, F.A.C.**
2. STABILIZATION CRITERIA FOR RANGE OF VARIATION OF LAST THREE CONSECUTIVE READINGS (SEE FS 2212, SECTION 3)

pH: ± 0.2 units **Temperature:** ± 0.2 °C **Specific Conductance:** ± 5% **Dissolved Oxygen:** all readings ≤ 20% saturation (see Table FS 2200-2); optionally, ± 0.2 mg/L or ± 10% (whichever is greater) **Turbidity:** all readings ≤ 20 NTU; optionally ± 5 NTU or ± 10% (whichever is greater)

Revision Date: February 12, 2009

Form FD 9000-24

GROUNDWATER SAMPLING LOG

SITE NAME:	Colonial Pipeline – Emergency Response	SITE LOCATION:	Huntersville, SC
WELL NO:	MW-26	SAMPLE ID:	MW-26
DATE:	09/09/20		

PURGING DATA

WELL DIAMETER (inches):	TUBING DIAMETER (inches):	WELL SCREEN INTERVAL DEPTH: feet to feet	STATIC DEPTH TO WATER (feet):	PURGE PUMP TYPE OR BAILER:
2"	—		31.83	Bailer

WELL VOLUME PURGE: 1 WELL VOLUME = (TOTAL WELL DEPTH – STATIC DEPTH TO WATER) X WELL CAPACITY
(only fill out if applicable)
= (feet – feet) X gallons/foot = gallons

EQUIPMENT VOLUME PURGE: 1 EQUIPMENT VOL. = PUMP VOLUME + (TUBING CAPACITY X TUBING LENGTH) + FLOW CELL VOLUME
(only fill out if applicable)
= gallons + (gallons/foot X feet) + gallons = gallons

INITIAL PUMP OR TUBING DEPTH IN WELL (feet):	FINAL PUMP OR TUBING DEPTH IN WELL (feet):	PURGING INITIATED AT:	PURGING ENDED AT:	TOTAL VOLUME PURGED (gallons):

TIME	VOLUME PURGED (gallons)	CUMUL. VOLUME PURGED (gallons)	PURGE RATE (gpm)	DEPTH TO WATER (feet)	pH (standard units)	TEMP. (°C)	COND. (circle units) µmhos/cm or µS/cm	DISSOLVED OXYGEN (circle units) mg/L or % saturation	TURBIDITY (NTUs)	COLOR (describe)	ODOR (describe)
1037	Initial	—			6.18	16.8	171.4	4.90	~~6.18~~	clear	N
1041	2WV (1.5gal)	1.5			5.81	16.2	146.9	5.89	—	cloudy tan	N
1044	2WV (1.5gal)	3			5.84	16.6	143.9	6.00	—	cloudy tan	N
1049	3WV (1.5gal)	4.5			5.83	16.2	145.2	5.98	—	cloudy tan	N

WELL CAPACITY (Gallons Per Foot): 0.75" = 0.02; 1" = 0.04; 1.25" = 0.06; 2" = 0.16; 3" = 0.37; 4" = 0.65; 5" = 1.02; 6" = 1.47; 12" = 5.88
TUBING INSIDE DIA. CAPACITY (Gal./Ft.): 1/8" = 0.0006; 3/16" = 0.0014; 1/4" = 0.0026; 5/16" = 0.004; 3/8" = 0.006; 1/2" = 0.010; 5/8" = 0.016

PURGING EQUIPMENT CODES: B = Bailer; BP = Bladder Pump; ESP = Electric Submersible Pump; PP = Peristaltic Pump; O = Other (Specify)

SAMPLING DATA

SAMPLED BY (PRINT) / AFFILIATION:	SAMPLER(S) SIGNATURE(S):	SAMPLING INITIATED AT:	SAMPLING ENDED AT:
A. Guerrier + R. Morgan		1055	1100

PUMP OR TUBING DEPTH IN WELL (feet):	TUBING MATERIAL CODE:	FIELD-FILTERED: Y (N) Filtration Equipment Type:	FILTER SIZE: ____ µm
—	—		

FIELD DECONTAMINATION: PUMP Y N TUBING Y N (replaced) DUPLICATE: Y N

SAMPLE CONTAINER SPECIFICATION				SAMPLE PRESERVATION			INTENDED ANALYSIS AND/OR METHOD	SAMPLING EQUIPMENT CODE	SAMPLE PUMP FLOW RATE (mL per minute)
SAMPLE ID CODE	# CONTAINERS	MATERIAL CODE	VOLUME	PRESERVATIVE USED	TOTAL VOL ADDED IN FIELD (mL)	FINAL pH			
MW-26	3	CG	3x(40mL)	Sodium Thiosulfate	—		504.1 EDB	B	—
MW-26	3	AG	3x(40mL)	HCL	—		VPH	B	
MW-26	4	AG	4x(40mL)	HCL	—		6200 VOCs	B	
MW-26	1	T	1x(250mL)	HNO_3	—		6010 Lead	B	

REMARKS:
WV = Well Volume

MATERIAL CODES: AG = Amber Glass; CG = Clear Glass; PE = Polyethylene; PP = Polypropylene; S = Silicone; T = Teflon; O = Other (Specify)

SAMPLING EQUIPMENT CODES: APP = After Peristaltic Pump; B = Bailer; BP = Bladder Pump; ESP = Electric Submersible Pump; RFPP = Reverse Flow Peristaltic Pump; SM = Straw Method (Tubing Gravity Drain); O = Other (Specify)

NOTES: 1. **The above do not constitute all of the information required by Chapter 62-160, F.A.C.**

2. STABILIZATION CRITERIA FOR RANGE OF VARIATION OF LAST THREE CONSECUTIVE READINGS (SEE FS 2212, SECTION 3)

pH: ± 0.2 units **Temperature:** ± 0.2 °C **Specific Conductance:** ± 5% **Dissolved Oxygen:** all readings ≤ 20% saturation (see Table FS 2200-2); optionally, ± 0.2 mg/L or ± 10% (whichever is greater) **Turbidity:** all readings ≤ 20 NTU; optionally ± 5 NTU or ± 10% (whichever is greater)

Revision Date: February 12, 2009

Form FD 9000-24

GROUNDWATER SAMPLING LOG

SITE NAME: Colonial Pipeline - Emergency Response	SITE LOCATION: Huntersville, SC		
WELL NO: MW-27	SAMPLE ID: MW-27	DATE: 09/09/20	

PURGING DATA

WELL DIAMETER (inches): 2"	TUBING DIAMETER (inches): —	WELL SCREEN INTERVAL DEPTH: feet to feet	STATIC DEPTH TO WATER (feet): 33.30	PURGE PUMP TYPE OR BAILER: Bailer

WELL VOLUME PURGE: 1 WELL VOLUME = (TOTAL WELL DEPTH – STATIC DEPTH TO WATER) X WELL CAPACITY
(only fill out if applicable)
= (feet – feet) X gallons/foot = gallons

EQUIPMENT VOLUME PURGE: 1 EQUIPMENT VOL. = PUMP VOLUME + (TUBING CAPACITY X TUBING LENGTH) + FLOW CELL VOLUME
(only fill out if applicable)
= gallons + (gallons/foot X feet) + gallons = gallons

INITIAL PUMP OR TUBING DEPTH IN WELL (feet):	FINAL PUMP OR TUBING DEPTH IN WELL (feet):	PURGING INITIATED AT:	PURGING ENDED AT:	TOTAL VOLUME PURGED (gallons):

TIME	VOLUME PURGED (gallons)	CUMUL. VOLUME PURGED (gallons)	PURGE RATE (gpm)	DEPTH TO WATER (feet)	pH (standard units)	TEMP. (°C)	COND. (circle units) µmhos/cm or µS/cm	DISSOLVED OXYGEN (circle units) mg/L or % saturation	TURBIDITY (NTUs)	COLOR (describe)	ODOR (describe)
0950	Initial	—	—		6.09	16.8	153.4	5.38	—	Clear	N
0956	1WV (2gal)	2			6.01	16.1	154.3	6.84	—	Cloudy tan	N
1000	2WV (2gal)	4			5.86	16.3	153.7	6.60	—	Cloudy tan	N
1005	3WV (2gal)	6			5.71	16.2	153.2	6.64	—	Cloudy tan	N

WELL CAPACITY (Gallons Per Foot): 0.75" = 0.02; 1" = 0.04; 1.25" = 0.06; 2" = 0.16; 3" = 0.37; 4" = 0.65; 5" = 1.02; 6" = 1.47; 12" = 5.88
TUBING INSIDE DIA. CAPACITY (Gal./Ft.): 1/8" = 0.0006; 3/16" = 0.0014; 1/4" = 0.0026; 5/16" = 0.004; 3/8" = 0.006; 1/2" = 0.010; 5/8" = 0.016

PURGING EQUIPMENT CODES: B = Bailer; BP = Bladder Pump; ESP = Electric Submersible Pump; PP = Peristaltic Pump; O = Other (Specify)

SAMPLING DATA

SAMPLED BY (PRINT) / AFFILIATION: A. Guerrero & R. Morgan	SAMPLER(S) SIGNATURE(S):	SAMPLING INITIATED AT: 1010	SAMPLING ENDED AT: 1015
PUMP OR TUBING DEPTH IN WELL (feet): —	TUBING MATERIAL CODE: —	FIELD-FILTERED: Y N	FILTER SIZE: ____ µm
FIELD DECONTAMINATION: PUMP Y N	TUBING Y N (replaced)	Filtration Equipment Type:	DUPLICATE: Y N

SAMPLE CONTAINER SPECIFICATION				SAMPLE PRESERVATION					
SAMPLE ID CODE	# CONTAINERS	MATERIAL CODE	VOLUME	PRESERVATIVE USED	TOTAL VOL ADDED IN FIELD (mL)	FINAL pH	INTENDED ANALYSIS AND/OR METHOD	SAMPLING EQUIPMENT CODE	SAMPLE PUMP FLOW RATE (mL per minute)
MW-27	3	CG	3x(40mL)	Sodium Thiosulfate	—		504.1 EDB	B	
MW-27	3	AG	3x(40mL)	HCL	—		VPH	B	
MW-27	4	AG	4x(40mL)	HCL	—		6200 VOCs	B	
MW-27	1	T	1x(250mL)	HNO_3	—		6010 Lead	B	

REMARKS:
WV=well volume

MATERIAL CODES: AG = Amber Glass; CG = Clear Glass; PE = Polyethylene; PP = Polypropylene; S = Silicone; T = Teflon; O = Other (Specify)

SAMPLING EQUIPMENT CODES: APP = After Peristaltic Pump; B = Bailer; BP = Bladder Pump; ESP = Electric Submersible Pump; RFPP = Reverse Flow Peristaltic Pump; SM = Straw Method (Tubing Gravity Drain); O = Other (Specify)

NOTES: 1. **The above do not constitute all of the information required by Chapter 62-160, F.A.C.**
2. STABILIZATION CRITERIA FOR RANGE OF VARIATION OF LAST THREE CONSECUTIVE READINGS (SEE FS 2212, SECTION 3)

pH: ± 0.2 units **Temperature:** ± 0.2 °C **Specific Conductance:** ± 5% **Dissolved Oxygen:** all readings ≤ 20% saturation (see Table FS 2200-2); optionally, ± 0.2 mg/L or ± 10% (whichever is greater) **Turbidity:** all readings ≤ 20 NTU; optionally ± 5 NTU or ± 10% (whichever is greater)

Revision Date: February 12, 2009

Form FD 9000-24

GROUNDWATER SAMPLING LOG

SITE NAME: Colonial Pipeline – Emergency Response	SITE LOCATION: Huntersville, NC		
WELL NO: MW-28	SAMPLE ID: MW-28	DATE: 09/09/20	

PURGING DATA

WELL DIAMETER (inches): 2"	TUBING DIAMETER (inches): —	WELL SCREEN INTERVAL DEPTH: feet to feet	STATIC DEPTH TO WATER (feet): 29.34	PURGE PUMP TYPE OR BAILER: Bailer

WELL VOLUME PURGE: 1 WELL VOLUME = (TOTAL WELL DEPTH – STATIC DEPTH TO WATER) X WELL CAPACITY
(only fill out if applicable)
= (feet – feet) X gallons/foot = gallons

EQUIPMENT VOLUME PURGE: 1 EQUIPMENT VOL. = PUMP VOLUME + (TUBING CAPACITY X TUBING LENGTH) + FLOW CELL VOLUME
(only fill out if applicable)
= gallons + (gallons/foot X feet) + gallons = gallons

INITIAL PUMP OR TUBING DEPTH IN WELL (feet):	FINAL PUMP OR TUBING DEPTH IN WELL (feet):	PURGING INITIATED AT:	PURGING ENDED AT:	TOTAL VOLUME PURGED (gallons):

TIME	VOLUME PURGED (gallons)	CUMUL. VOLUME PURGED (gallons)	PURGE RATE (gpm)	DEPTH TO WATER (feet)	pH (standard units)	TEMP. (°C)	COND. (circle units) µmhos/cm or µS/cm	DISSOLVED OXYGEN (circle units) mg/L or % saturation	TURBIDITY (NTUs)	COLOR (describe)	ODOR (describe)
1451	Initial	—			6.26	18.7	184.4	5.37	—	Cloudy	N
1454	1WV (2 gal)	2			6.24	18.9	167.6	6.87	—	Cloudy tan	N
1456	2WV (4 gal)	4			5.74	18.3	160.7	6.53	—	Cloudy tan	N
1459	3WV (2 gal)	6			5.79	18.2	155.7	6.50	—	tan	N

WELL CAPACITY (Gallons Per Foot): 0.75" = 0.02; 1" = 0.04; 1.25" = 0.06; 2" = 0.16; 3" = 0.37; 4" = 0.65; 5" = 1.02; 6" = 1.47; 12" = 5.88
TUBING INSIDE DIA. CAPACITY (Gal./Ft.): 1/8" = 0.0006; 3/16" = 0.0014; 1/4" = 0.0026; 5/16" = 0.004; 3/8" = 0.006; 1/2" = 0.010; 5/8" = 0.016

PURGING EQUIPMENT CODES: B = Bailer; BP = Bladder Pump; ESP = Electric Submersible Pump; PP = Peristaltic Pump; O = Other (Specify)

SAMPLING DATA

SAMPLED BY (PRINT) / AFFILIATION:	SAMPLER(S) SIGNATURE(S):	SAMPLING INITIATED AT: 1505	SAMPLING ENDED AT:
A. Guerrier			

PUMP OR TUBING DEPTH IN WELL (feet):	TUBING MATERIAL CODE:	FIELD-FILTERED: Y (N) Filtration Equipment Type:	FILTER SIZE: ____ µm
—	—		

FIELD DECONTAMINATION: PUMP Y N TUBING Y N (replaced) DUPLICATE: Y N

SAMPLE CONTAINER SPECIFICATION				SAMPLE PRESERVATION					
SAMPLE ID CODE	# CONTAINERS	MATERIAL CODE	VOLUME	PRESERVATIVE USED	TOTAL VOL ADDED IN FIELD (mL)	FINAL pH	INTENDED ANALYSIS AND/OR METHOD	SAMPLING EQUIPMENT CODE	SAMPLE PUMP FLOW RATE (mL per minute)
MW-28	3	CG	3x (40mL)	Sodium Thiosulfate	—	—	504.1 EDB	B	
MW-28	3	AG	3x (40mL)	HCL	—	—	VPH	B	
MW-28	4	AG	4x (40mL)	HCL	—	—	6200 VOCs	B	
MW-28	1	T	1x (250mL)	HNO_3	—	—	6010 Lead	B	

REMARKS:

MATERIAL CODES: AG = Amber Glass; CG = Clear Glass; PE = Polyethylene; PP = Polypropylene; S = Silicone; T = Teflon; O = Other (Specify)

SAMPLING EQUIPMENT CODES: APP = After Peristaltic Pump; B = Bailer; BP = Bladder Pump; ESP = Electric Submersible Pump; RFPP = Reverse Flow Peristaltic Pump; SM = Straw Method (Tubing Gravity Drain); O = Other (Specify)

NOTES: 1. **The above do not constitute all of the information required by Chapter 62-160, F.A.C.**

2. STABILIZATION CRITERIA FOR RANGE OF VARIATION OF LAST THREE CONSECUTIVE READINGS (SEE FS 2212, SECTION 3)

pH: ± 0.2 units **Temperature:** ± 0.2 °C **Specific Conductance:** ± 5% **Dissolved Oxygen:** all readings ≤ 20% saturation (see Table FS 2200-2); optionally, ± 0.2 mg/L or ± 10% (whichever is greater) **Turbidity:** all readings ≤ 20 NTU; optionally ± 5 NTU or ± 10% (whichever is greater)

Revision Date: February 12, 2009

Form FD 9000-24

GROUNDWATER SAMPLING LOG

SITE NAME: Emergency Response Colonial Pipeline	SITE LOCATION: Huntersville NC		
WELL NO: MW-29	SAMPLE ID: MW-29	DATE: 9-13-2020	

PURGING DATA

WELL DIAMETER (inches): 4.0"	TUBING DIAMETER (inches): —	WELL SCREEN INTERVAL DEPTH: feet to feet	STATIC DEPTH TO WATER (feet): 29.77	PURGE PUMP TYPE OR BAILER: B 4"

WELL VOLUME PURGE: 1 WELL VOLUME = (TOTAL WELL DEPTH − STATIC DEPTH TO WATER) X WELL CAPACITY
(only fill out if applicable) 53.25 = (29.77 feet − 23.48 feet) X .653 gallons/foot = 15.33 gallons

EQUIPMENT VOLUME PURGE: 1 EQUIPMENT VOL. = PUMP VOLUME + (TUBING CAPACITY X TUBING LENGTH) + FLOW CELL VOLUME
(only fill out if applicable)
= gallons + (gallons/foot X feet) + gallons = gallons

INITIAL PUMP OR TUBING DEPTH IN WELL (feet):	FINAL PUMP OR TUBING DEPTH IN WELL (feet):	PURGING INITIATED AT: 0923	PURGING ENDED AT: 0952	TOTAL VOLUME PURGED (gallons): 45.19
—	—			

TIME	VOLUME PURGED (gallons)	CUMUL. VOLUME PURGED (gallons)	PURGE RATE (gpm)	DEPTH TO WATER (feet)	pH (standard units)	TEMP. (°C)	COND. (circle units) µmhos/cm or µS/cm	DISSOLVED OXYGEN (circle units) mg/L or % saturation	TURBIDITY (NTUs)	COLOR (describe)	ODOR (describe)
0923	initial	initial	—	—	6.15	16.1	167.1	4.20	—	clear	N
0933	15.33	15.33	—	—	6.16	15.7	168.9	4.05	—	DK orange	N
0945	30.66	30.66	—	—	5.99	15.7	165.2	4.62	—	DK orange	N
0952	45.99	45.19	—	—	6.39	15.7	161.4	5.10	—	DK orange	N

WELL CAPACITY (Gallons Per Foot): 0.75" = 0.02; 1" = 0.04; 1.25" = 0.06; 2" = 0.16; 3" = 0.37; 4" = 0.65; 5" = 1.02; 6" = 1.47; 12" = 5.88
TUBING INSIDE DIA. CAPACITY (Gal./Ft.): 1/8" = 0.0006; 3/16" = 0.0014; 1/4" = 0.0026; 5/16" = 0.004; 3/8" = 0.006; 1/2" = 0.010; 5/8" = 0.016

PURGING EQUIPMENT CODES: B = Bailer; BP = Bladder Pump; ESP = Electric Submersible Pump; PP = Peristaltic Pump; O = Other (Specify)

SAMPLING DATA

SAMPLED BY (PRINT) / AFFILIATION: Kendy Morgan / AECOM	SAMPLER(S) SIGNATURE(S): Kendy Morgan	SAMPLING INITIATED AT: 1020	SAMPLING ENDED AT: 1025
PUMP OR TUBING DEPTH IN WELL (feet): —	TUBING MATERIAL CODE: —	FIELD-FILTERED: Y N Filtration Equipment Type:	FILTER SIZE: ____ µm
FIELD DECONTAMINATION: PUMP Y N	TUBING Y N (replaced)	DUPLICATE: Y N	

SAMPLE CONTAINER SPECIFICATION				SAMPLE PRESERVATION					
SAMPLE ID CODE	# CONTAINERS	MATERIAL CODE	VOLUME	PRESERVATIVE USED	TOTAL VOL ADDED IN FIELD (mL)	FINAL pH	INTENDED ANALYSIS AND/OR METHOD	SAMPLING EQUIPMENT CODE	SAMPLE PUMP FLOW RATE (mL per minute)
MW-29	~~CG~~ 3	CG	3X40ml	Sodium Thiosulfate	—	6.39	504.1 EDB	B	
MW-29	~~AG~~ 3	AG	3X40ml	HCL	—	6.39	VPH	B	
MW-29	~~AG~~ 4	AG	4X40ml	HCL	—	6.39	6200 VOCs	B	
MW-29	~~P~~ 1	P	1X250ml	HNO3	—	6.39	6010 Lead	B	

REMARKS:

MATERIAL CODES: AG = Amber Glass; CG = Clear Glass; PE = Polyethylene; PP = Polypropylene; S = Silicone; T = Teflon; O = Other (Specify)

SAMPLING EQUIPMENT CODES: APP = After Peristaltic Pump; B = Bailer; BP = Bladder Pump; ESP = Electric Submersible Pump; RFPP = Reverse Flow Peristaltic Pump; SM = Straw Method (Tubing Gravity Drain); O = Other (Specify)

NOTES: 1. **The above do not constitute all of the information required by Chapter 62-160, F.A.C.**

2. STABILIZATION CRITERIA FOR RANGE OF VARIATION OF LAST THREE CONSECUTIVE READINGS (SEE FS 2212, SECTION 3)

pH: ± 0.2 units **Temperature:** ± 0.2 °C **Specific Conductance:** ± 5% **Dissolved Oxygen:** all readings ≤ 20% saturation (see Table FS 2200-2); optionally, ± 0.2 mg/L or ± 10% (whichever is greater) **Turbidity:** all readings ≤ 20 NTU; optionally ± 5 NTU or ± 10% (whichever is greater)

Revision Date: February 12, 2009

Form FD 9000-24

GROUNDWATER SAMPLING LOG

SITE NAME: Colonial Pipeline - Emergency Respons	SITE LOCATION: Huntersville NC	
WELL NO: MW-30	SAMPLE ID: MW-30	DATE: 9-11-2020

PURGING DATA

WELL DIAMETER (inches): 2"	TUBING DIAMETER (inches): —	WELL SCREEN INTERVAL DEPTH: feet to feet	STATIC DEPTH TO WATER (feet): 27.69	PURGE PUMP TYPE OR BAILER: Bailer

WELL VOLUME PURGE: 1 WELL VOLUME = (TOTAL WELL DEPTH – STATIC DEPTH TO WATER) X WELL CAPACITY
(only fill out if applicable) 35.28 = (27.69 feet – 7.59 feet) X 0.163 gallons/foot = 1.24 gallons

EQUIPMENT VOLUME PURGE: 1 EQUIPMENT VOL. = PUMP VOLUME + (TUBING CAPACITY X TUBING LENGTH) + FLOW CELL VOLUME
(only fill out if applicable)
= gallons + (gallons/foot X feet) + gallons = gallons

INITIAL PUMP OR TUBING DEPTH IN WELL (feet): —	FINAL PUMP OR TUBING DEPTH IN WELL (feet): —	PURGING INITIATED AT: 1102	PURGING ENDED AT: 1112	TOTAL VOLUME PURGED (gallons): 3.72

TIME	VOLUME PURGED (gallons)	CUMUL. VOLUME PURGED (gallons)	PURGE RATE (gpm)	DEPTH TO WATER (feet)	pH (standard units)	TEMP. (°C)	COND. (circle units) µmhos/cm or µS/cm	DISSOLVED OXYGEN (circle units) mg/L or % saturation	TURBIDITY (NTUs)	COLOR (describe)	ODOR (describe)
1102	initial	—	—	—	6.02	16.1	155.7	6.10	—	Clear	N
1105	1.24	1.24	—	—	5.96	15.7	155.6	6.30	—	Clear	N
1108	2.48	2.48	—	—	5.87	16.0	151.2	6.33	—	Clear	N
1112	3.72	3.72	—	—	6.19	15.7	151.6	5.13	—	Clear	N

WELL CAPACITY (Gallons Per Foot): 0.75" = 0.02; 1" = 0.04; 1.25" = 0.06; 2" = 0.16; 3" = 0.37; 4" = 0.65; 5" = 1.02; 6" = 1.47; 12" = 5.88
TUBING INSIDE DIA. CAPACITY (Gal./Ft.): 1/8" = 0.0006; 3/16" = 0.0014; 1/4" = 0.0026; 5/16" = 0.004; 3/8" = 0.006; 1/2" = 0.010; 5/8" = 0.016

PURGING EQUIPMENT CODES: B = Bailer; BP = Bladder Pump; ESP = Electric Submersible Pump; PP = Peristaltic Pump; O = Other (Specify)

SAMPLING DATA

SAMPLED BY (PRINT) / AFFILIATION: Randy Morgan / AECOM	SAMPLER(S) SIGNATURE(S): Randy Morg	SAMPLING INITIATED AT: 1120	SAMPLING ENDED AT: 1125
PUMP OR TUBING DEPTH IN WELL (feet): —	TUBING MATERIAL CODE:	FIELD-FILTERED: Y (N) Filtration Equipment Type:	FILTER SIZE: ___ µm

FIELD DECONTAMINATION: PUMP Y N TUBING Y N (replaced) DUPLICATE: Y N

SAMPLE CONTAINER SPECIFICATION				SAMPLE PRESERVATION					
SAMPLE ID CODE	# CONTAINERS	MATERIAL CODE	VOLUME	PRESERVATIVE USED	TOTAL VOL ADDED IN FIELD (mL)	FINAL pH	INTENDED ANALYSIS AND/OR METHOD	SAMPLING EQUIPMENT CODE	SAMPLE PUMP FLOW RATE (mL per minute)
MW-30	3	CG	3 X 40ml	Sodium Thiosulfate	—		504.1 EDB	B	
MW-30	3	AG	3 X 40ml	HCL	—		VPH	B	
MW-30	4	AG	4 X 40 ml	HCL	—		6200 VOCs	B	
MW-30	1	T	1 X 250ml	HNO3	—		6010 Lead	B	

REMARKS:

MATERIAL CODES: AG = Amber Glass; CG = Clear Glass; PE = Polyethylene; PP = Polypropylene; S = Silicone; T = Teflon; O = Other (Specify)

SAMPLING EQUIPMENT CODES: APP = After Peristaltic Pump; B = Bailer; BP = Bladder Pump; ESP = Electric Submersible Pump; RFPP = Reverse Flow Peristaltic Pump; SM = Straw Method (Tubing Gravity Drain); O = Other (Specify)

NOTES: 1. **The above do not constitute all of the information required by Chapter 62-160, F.A.C.**
2. STABILIZATION CRITERIA FOR RANGE OF VARIATION OF LAST THREE CONSECUTIVE READINGS (SEE FS 2212, SECTION 3)

pH: ± 0.2 units **Temperature:** ± 0.2 °C **Specific Conductance:** ± 5% **Dissolved Oxygen:** all readings ≤ 20% saturation (see Table FS 2200-2); optionally, ± 0.2 mg/L or ± 10% (whichever is greater) **Turbidity:** all readings ≤ 20 NTU; optionally ± 5 NTU or ± 10% (whichever is greater)

Revision Date: February 12, 2009

Form FD 9000-24

GROUNDWATER SAMPLING LOG

SITE NAME:		SITE LOCATION: Huntersville NC	
WELL NO: MW-31	SAMPLE ID: MW-31		DATE: 9-13-2020

PURGING DATA

WELL DIAMETER (inches):	TUBING DIAMETER (inches):	WELL SCREEN INTERVAL DEPTH: feet to feet	STATIC DEPTH TO WATER (feet): 26.42	PURGE PUMP TYPE OR BAILER: B

WELL VOLUME PURGE: 1 WELL VOLUME = (TOTAL WELL DEPTH − STATIC DEPTH TO WATER) X WELL CAPACITY
(only fill out if applicable) 45.40 = (26.42 feet − 18.98 feet) X .653 gallons/foot = 12.39 gallons

EQUIPMENT VOLUME PURGE: 1 EQUIPMENT VOL. = PUMP VOLUME + (TUBING CAPACITY X TUBING LENGTH) + FLOW CELL VOLUME
(only fill out if applicable)
= gallons + (gallons/foot X feet) + gallons = gallons

INITIAL PUMP OR TUBING DEPTH IN WELL (feet):	FINAL PUMP OR TUBING DEPTH IN WELL (feet):	PURGING INITIATED AT: 1058	PURGING ENDED AT: 1121	TOTAL VOLUME PURGED (gallons): 37.17

TIME	VOLUME PURGED (gallons)	CUMUL. VOLUME PURGED (gallons)	PURGE RATE (gpm)	DEPTH TO WATER (feet)	pH (standard units)	TEMP. (°C)	COND. (circle units) µmhos/cm or µS/cm	DISSOLVED OXYGEN (circle units) mg/L or % saturation	TURBIDITY (NTUs)	COLOR (describe)	ODOR (describe)
1058	Initial	Initial	—	—	6.53	19.4	~~178~~ 181.5	4.96	—	Brown	N
1107	12.39	12.39	—	—	6.40	18.9	169.3	5.62	—	Brown	N
1113	12.39	24.78	—	—	6.37	18.8	183.5	4.73	—	Brown	N
1121	12.39	37.17	—	—	6.42	18.9	188.8	4.73	—	Brown	N

WELL CAPACITY (Gallons Per Foot): 0.75" = 0.02; 1" = 0.04; 1.25" = 0.06; 2" = 0.16; 3" = 0.37; 4" = 0.65; 5" = 1.02; 6" = 1.47; 12" = 5.88
TUBING INSIDE DIA. CAPACITY (Gal./Ft.): 1/8" = 0.0006; 3/16" = 0.0014; 1/4" = 0.0026; 5/16" = 0.004; 3/8" = 0.006; 1/2" = 0.010; 5/8" = 0.016

PURGING EQUIPMENT CODES: B = Bailer; BP = Bladder Pump; ESP = Electric Submersible Pump; PP = Peristaltic Pump; O = Other (Specify)

SAMPLING DATA

SAMPLED BY (PRINT) / AFFILIATION: Randy Morgan AECOM	SAMPLER(S) SIGNATURE(S): Randy Morgan	SAMPLING INITIATED AT: 1215	SAMPLING ENDED AT: 1220
PUMP OR TUBING DEPTH IN WELL (feet):	TUBING MATERIAL CODE:	FIELD-FILTERED: Y N Filtration Equipment Type:	FILTER SIZE: ____ µm
FIELD DECONTAMINATION: PUMP Y N	TUBING Y N (replaced)	DUPLICATE: Y N	

SAMPLE CONTAINER SPECIFICATION				SAMPLE PRESERVATION					
SAMPLE ID CODE	# CONTAINERS	MATERIAL CODE	VOLUME	PRESERVATIVE USED	TOTAL VOL ADDED IN FIELD (mL)	FINAL pH	INTENDED ANALYSIS AND/OR METHOD	SAMPLING EQUIPMENT CODE	SAMPLE PUMP FLOW RATE (mL per minute)
MW-31	3	CG	3x40mL	Sodium thiosulfate	—	6.42	8260 EPA	B	
MW-31	3	AG	3x40mL	HCl	—	6.42	VPH	B	
MW-31	4	AG	4x40mL	HCl	—	6.42	6200 VOCs	B	
MW-31	1	P	1x250mL	HNO3	—	6.42	6010 Lead	B	

REMARKS:

MATERIAL CODES: AG = Amber Glass; CG = Clear Glass; PE = Polyethylene; PP = Polypropylene; S = Silicone; T = Teflon; O = Other (Specify)

SAMPLING EQUIPMENT CODES: APP = After Peristaltic Pump; B = Bailer; BP = Bladder Pump; ESP = Electric Submersible Pump; RFPP = Reverse Flow Peristaltic Pump; SM = Straw Method (Tubing Gravity Drain); O = Other (Specify)

NOTES: 1. **The above do not constitute all of the information required by Chapter 62-160, F.A.C.**
2. STABILIZATION CRITERIA FOR RANGE OF VARIATION OF LAST THREE CONSECUTIVE READINGS (SEE FS 2212, SECTION 3)

pH: ± 0.2 units **Temperature:** ± 0.2 °C **Specific Conductance:** ± 5% **Dissolved Oxygen:** all readings ≤ 20% saturation (see Table FS 2200-2); optionally, ± 0.2 mg/L or ± 10% (whichever is greater) **Turbidity:** all readings ≤ 20 NTU; optionally ± 5 NTU or ± 10% (whichever is greater)

Revision Date: February 12, 2009

Form FD 9000-24

GROUNDWATER SAMPLING LOG

SITE NAME: 2020-L1-2448 Incident	SITE LOCATION: Huntersville, NC	
WELL NO: MW-31	SAMPLE ID: MW-31	DATE: 10/7/20

PURGING DATA

WELL DIAMETER (inches): 4"	TUBING DIAMETER (inches): 1/2"	WELL SCREEN INTERVAL DEPTH: feet to feet	STATIC DEPTH TO WATER (feet): 27.55	PURGE PUMP TYPE OR BAILER: Monsoon

WELL VOLUME PURGE: 1 WELL VOLUME = (TOTAL WELL DEPTH – STATIC DEPTH TO WATER) X WELL CAPACITY
(only fill out if applicable)
= (46.59 feet – 27.55 feet) X 0.653 gallons/foot = 12.43 gallons

EQUIPMENT VOLUME PURGE: 1 EQUIPMENT VOL. = PUMP VOLUME + (TUBING CAPACITY X TUBING LENGTH) + FLOW CELL VOLUME
(only fill out if applicable)
= gallons + (gallons/foot X feet) + gallons = gallons

INITIAL PUMP OR TUBING DEPTH IN WELL (feet): 44'	FINAL PUMP OR TUBING DEPTH IN WELL (feet): 44'	PURGING INITIATED AT: 1626	PURGING ENDED AT: 1725	TOTAL VOLUME PURGED (gallons): 37.29

TIME	VOLUME PURGED (gallons)	CUMUL. VOLUME PURGED (gallons)	PURGE RATE (gpm)	DEPTH TO WATER (feet)	pH (standard units)	TEMP. (°C)	COND. (circle units) µmhos/cm or (mS/cm)	DISSOLVED OXYGEN (circle units) (mg/L) or % saturation	TURBIDITY (NTUs)	COLOR (describe)	ODOR (describe)
1628	Initial	0	0.71	27.95	6.00	18.7	183.2	8.01	—	Clear	NO
1646	12.43	12.43	0.71	31.42	6.43	18.8	193.9	5.53	—	Clear	NO
1704	12.43	24.86	0.71	31.88	6.42	18.7	193.6	3.83	—	Clear	NO
1722	12.43	37.29	0.71	32.12	6.34	18.7	188.2	3.36	—	Clear	NO

WELL CAPACITY (Gallons Per Foot): 0.75" = 0.02; 1" = 0.04; 1.25" = 0.06; 2" = 0.16; 3" = 0.37; 4" = 0.65; 5" = 1.02; 6" = 1.47; 12" = 5.88
TUBING INSIDE DIA. CAPACITY (Gal./Ft.): 1/8" = 0.0006; 3/16" = 0.0014; 1/4" = 0.0026; 5/16" = 0.004; 3/8" = 0.006; 1/2" = 0.010; 5/8" = 0.016

PURGING EQUIPMENT CODES: B = Bailer; BP = Bladder Pump; ESP = Electric Submersible Pump; PP = Peristaltic Pump; O = Other (Specify)

SAMPLING DATA

SAMPLED BY (PRINT) / AFFILIATION: Justin Butler	SAMPLER(S) SIGNATURE(S):	SAMPLING INITIATED AT: 1725	SAMPLING ENDED AT: 1735
PUMP OR TUBING DEPTH IN WELL (feet): 44'	TUBING MATERIAL CODE: PE	FIELD-FILTERED: Y (N) Filtration Equipment Type:	FILTER SIZE: ____ µm
FIELD DECONTAMINATION: PUMP (Y) N	TUBING Y (N) replaced)	DUPLICATE: Y (N)	

SAMPLE CONTAINER SPECIFICATION				SAMPLE PRESERVATION					
SAMPLE ID CODE	# CONTAINERS	MATERIAL CODE	VOLUME	PRESERVATIVE USED	TOTAL VOL ADDED IN FIELD (mL)	FINAL pH	INTENDED ANALYSIS AND/OR METHOD	SAMPLING EQUIPMENT CODE	SAMPLE PUMP FLOW RATE (mL per minute)
MW-31	~~4~~	AG	40ml	HCL	40ml x 4		6200		
MW-31	3	AG	40ml	HCL	40ml x 3		VPH		
	~~3~~	~~CG~~	~~40ml~~	~~Na Thiosulfate~~	~~40ml x~~ 3		~~EDB by 504.1~~		
MW-31	1	PE	250ml	HN03	250ml		Lead by 6010		

REMARKS:

MATERIAL CODES: AG = Amber Glass; CG = Clear Glass; PE = Polyethylene; PP = Polypropylene; S = Silicone; T = Teflon; O = Other (Specify)

SAMPLING EQUIPMENT CODES: APP = After Peristaltic Pump; B = Bailer; BP = Bladder Pump; ESP = Electric Submersible Pump; RFPP = Reverse Flow Peristaltic Pump; SM = Straw Method (Tubing Gravity Drain); O = Other (Specify)

NOTES: 1. **The above do not constitute all of the information required by Chapter 62-160, F.A.C.**
2. STABILIZATION CRITERIA FOR RANGE OF VARIATION OF LAST THREE CONSECUTIVE READINGS (SEE FS 2212, SECTION 3)

pH: ± 0.2 units **Temperature:** ± 0.2 °C **Specific Conductance:** ± 5% **Dissolved Oxygen:** all readings ≤ 20% saturation (see Table FS 2200-2); optionally, ± 0.2 mg/L or ± 10% (whichever is greater) **Turbidity:** all readings ≤ 20 NTU; optionally ± 5 NTU or ± 10% (whichever is greater)

Revision Date: February 12, 2009

Form FD 9000-24

GROUNDWATER SAMPLING LOG

SITE NAME: Colonial Pipeline - Emergency Respon	SITE LOCATION: Huntersville NC	
WELL NO: MW-32	SAMPLE ID: MW-32	DATE: 9-10-20

PURGING DATA

WELL DIAMETER (inches): 2"	TUBING DIAMETER (inches): —	WELL SCREEN INTERVAL DEPTH: feet to feet	STATIC DEPTH TO WATER (feet): 12.00	PURGE PUMP TYPE OR BAILER: Bailer

WELL VOLUME PURGE: 1 WELL VOLUME = (TOTAL WELL DEPTH − STATIC DEPTH TO WATER) X WELL CAPACITY
(only fill out if applicable) 25.28 = (13.28 feet − 12.00 feet) X .163 gallons/foot = 1.95 gallons

EQUIPMENT VOLUME PURGE: 1 EQUIPMENT VOL. = PUMP VOLUME + (TUBING CAPACITY X TUBING LENGTH) + FLOW CELL VOLUME
(only fill out if applicable)
= gallons + (gallons/foot X feet) + gallons = gallons

INITIAL PUMP OR TUBING DEPTH IN WELL (feet): —	FINAL PUMP OR TUBING DEPTH IN WELL (feet): —	PURGING INITIATED AT: 0830	PURGING ENDED AT: 0842	TOTAL VOLUME PURGED (gallons): 6.0

TIME	VOLUME PURGED (gallons)	CUMUL. VOLUME PURGED (gallons)	PURGE RATE (gpm)	DEPTH TO WATER (feet)	pH (standard units)	TEMP. (°C)	COND. (circle units) µmhos/cm or (µS/cm)	DISSOLVED OXYGEN (circle units) (mg/L) or % saturation	TURBIDITY (NTUs)	COLOR (describe)	ODOR (describe)
0830	initial	—			5.66	16.3	144.7	5.24	—	clear	N
0834	2	2			5.57	16.3	136.2	6.23	—	Lt Brn	N
0838	2	4			5.55	16.3	135.1	6.90	—	Lt Brn	N
0842	2	6			5.55	16.1	133.7	5.20	—	Lt Brn	N

WELL CAPACITY (Gallons Per Foot): 0.75" = 0.02; 1" = 0.04; 1.25" = 0.06; 2" = 0.16; 3" = 0.37; 4" = 0.65; 5" = 1.02; 6" = 1.47; 12" = 5.88
TUBING INSIDE DIA. CAPACITY (Gal./Ft.): 1/8" = 0.0006; 3/16" = 0.0014; 1/4" = 0.0026; 5/16" = 0.004; 3/8" = 0.006; 1/2" = 0.010; 5/8" = 0.016

PURGING EQUIPMENT CODES: B = Bailer; BP = Bladder Pump; ESP = Electric Submersible Pump; PP = Peristaltic Pump; O = Other (Specify)

SAMPLING DATA

SAMPLED BY (PRINT) / AFFILIATION: Randy Morgan / AECOM	SAMPLER(S) SIGNATURE(S): Randy Morgan	SAMPLING INITIATED AT: 0900	SAMPLING ENDED AT: 0905
PUMP OR TUBING DEPTH IN WELL (feet): —	TUBING MATERIAL CODE:	FIELD-FILTERED: Y (N) Filtration Equipment Type:	FILTER SIZE: ____ µm

FIELD DECONTAMINATION: PUMP Y N TUBING Y N (replaced) DUPLICATE: Y N

SAMPLE CONTAINER SPECIFICATION				SAMPLE PRESERVATION					
SAMPLE ID CODE	# CONTAINERS	MATERIAL CODE	VOLUME	PRESERVATIVE USED	TOTAL VOL ADDED IN FIELD (mL)	FINAL pH	INTENDED ANALYSIS AND/OR METHOD	SAMPLING EQUIPMENT CODE	SAMPLE PUMP FLOW RATE (mL per minute)
MW-32	3	CG	3 X 40ml	Sodium Thiosulfate	—	5.55	504.1 EDB	B	
MW-32	3	AG	3 X 40ml	HCL	—	5.55	VPH	B	
MW-32	4	AG	4 X 40ml	HCL	—	5.55	6200 VOCs	B	
MW-32	1	T	1 X 250ml	HNO3	—	5.55	6010 Lead	B	

REMARKS:

MATERIAL CODES: AG = Amber Glass; CG = Clear Glass; PE = Polyethylene; PP = Polypropylene; S = Silicone; T = Teflon; O = Other (Specify)

SAMPLING EQUIPMENT CODES: APP = After Peristaltic Pump; B = Bailer; BP = Bladder Pump; ESP = Electric Submersible Pump; RFPP = Reverse Flow Peristaltic Pump; SM = Straw Method (Tubing Gravity Drain); O = Other (Specify)

NOTES: 1. **The above do not constitute all of the information required by Chapter 62-160, F.A.C.**

2. STABILIZATION CRITERIA FOR RANGE OF VARIATION OF LAST THREE CONSECUTIVE READINGS (SEE FS 2212, SECTION 3)

pH: ± 0.2 units **Temperature:** ± 0.2 °C **Specific Conductance:** ± 5% **Dissolved Oxygen:** all readings ≤ 20% saturation (see Table FS 2200-2); optionally, ± 0.2 mg/L or ± 10% (whichever is greater) **Turbidity:** all readings ≤ 20 NTU; optionally ± 5 NTU or ± 10% (whichever is greater)

Revision Date: February 12, 2009

Form FD 9000-24

GROUNDWATER SAMPLING LOG

SITE NAME: Colonial Pipeline – Emergency Response	SITE LOCATION: Huntersville, SC	
WELL NO: MW-33	SAMPLE ID: MW-33	DATE: 09/09/20

PURGING DATA

WELL DIAMETER (inches): 2"	TUBING DIAMETER (inches): —	WELL SCREEN INTERVAL DEPTH: feet to feet	STATIC DEPTH TO WATER (feet): 10.64	PURGE PUMP TYPE OR BAILER: Bailer

WELL VOLUME PURGE: 1 WELL VOLUME = (TOTAL WELL DEPTH – STATIC DEPTH TO WATER) X WELL CAPACITY
(only fill out if applicable)
= (feet – feet) X gallons/foot = gallons

EQUIPMENT VOLUME PURGE: 1 EQUIPMENT VOL. = PUMP VOLUME + (TUBING CAPACITY X TUBING LENGTH) + FLOW CELL VOLUME
(only fill out if applicable)
= gallons + (gallons/foot X feet) + gallons = gallons

INITIAL PUMP OR TUBING DEPTH IN WELL (feet):	FINAL PUMP OR TUBING DEPTH IN WELL (feet):	PURGING INITIATED AT:	PURGING ENDED AT:	TOTAL VOLUME PURGED (gallons):

TIME	VOLUME PURGED (gallons)	CUMUL. VOLUME PURGED (gallons)	PURGE RATE (gpm)	DEPTH TO WATER (feet)	pH (standard units)	TEMP. (°C)	COND. (circle units) µmhos/cm or µS/cm	DISSOLVED OXYGEN (circle units) mg/L or % saturation	TURBIDITY (NTUs)	COLOR (describe)	ODOR (describe)
0857	Initial	—			6.01	16.1	126.2	6.93	—	Clear	N
0902	1WV (2.5gal)	2.5			5.89	16.3	127.8	7.40	—	Cloudy Orange	N
0905	2WV (2.5gal)	5			5.93	16.2	128.2	7.37	—	Cloudy Orange	N
0908	3WV (2.5gal)	7.5			5.85	16.5	130.7	7.21	—	Cloudy Orange	N

WELL CAPACITY (Gallons Per Foot): 0.75" = 0.02; 1" = 0.04; 1.25" = 0.06; 2" = 0.16; 3" = 0.37; 4" = 0.65; 5" = 1.02; 6" = 1.47; 12" = 5.88
TUBING INSIDE DIA. CAPACITY (Gal./Ft.): 1/8" = 0.0006; 3/16" = 0.0014; 1/4" = 0.0026; 5/16" = 0.004; 3/8" = 0.006; 1/2" = 0.010; 5/8" = 0.016

PURGING EQUIPMENT CODES: B = Bailer; BP = Bladder Pump; ESP = Electric Submersible Pump; PP = Peristaltic Pump; O = Other (Specify)

SAMPLING DATA

SAMPLED BY (PRINT) / AFFILIATION:	SAMPLER(S) SIGNATURE(S):	SAMPLING INITIATED AT:	SAMPLING ENDED AT:
A. Guerrier + R. Morgan		0910	0915

PUMP OR TUBING DEPTH IN WELL (feet):	TUBING MATERIAL CODE:	FIELD-FILTERED: Y (N) Filtration Equipment Type:	FILTER SIZE: ____ µm
—	—		

FIELD DECONTAMINATION: PUMP Y N TUBING Y N (replaced) DUPLICATE: Y N

SAMPLE CONTAINER SPECIFICATION				SAMPLE PRESERVATION					
SAMPLE ID CODE	# CONTAINERS	MATERIAL CODE	VOLUME	PRESERVATIVE USED	TOTAL VOL ADDED IN FIELD (mL)	FINAL pH	INTENDED ANALYSIS AND/OR METHOD	SAMPLING EQUIPMENT CODE	SAMPLE PUMP FLOW RATE (mL per minute)
MW-33	3	CG	3x(40mL)	Sodium Thiosulfate			504.1 EDB	B	
MW-33	3	AG	3x(40mL)	HCL			VPH	B	
MW-33	4	AG	4x(40mL)	HCL			6200 VOCs	B	
MW-33	1	T	1x(250mL)	HNO_3			6010 Lead	B	

REMARKS:
WV = well volume

MATERIAL CODES: AG = Amber Glass; CG = Clear Glass; PE = Polyethylene; PP = Polypropylene; S = Silicone; T = Teflon; O = Other (Specify)

SAMPLING EQUIPMENT CODES: APP = After Peristaltic Pump; B = Bailer; BP = Bladder Pump; ESP = Electric Submersible Pump; RFPP = Reverse Flow Peristaltic Pump; SM = Straw Method (Tubing Gravity Drain); O = Other (Specify)

NOTES: 1. **The above do not constitute all of the information required by Chapter 62-160, F.A.C.**
2. STABILIZATION CRITERIA FOR RANGE OF VARIATION OF LAST THREE CONSECUTIVE READINGS (SEE FS 2212, SECTION 3)

pH: ± 0.2 units **Temperature:** ± 0.2 °C **Specific Conductance:** ± 5% **Dissolved Oxygen:** all readings ≤ 20% saturation (see Table FS 2200-2); optionally, ± 0.2 mg/L or ± 10% (whichever is greater) **Turbidity:** all readings ≤ 20 NTU; optionally ± 5 NTU or ± 10% (whichever is greater)

Revision Date: February 12, 2009

Form FD 9000-24

GROUNDWATER SAMPLING LOG

SITE NAME: Colonial Pipeline - Emergency Response	SITE LOCATION: Huntersville, SC	
WELL NO: MW-34	SAMPLE ID: MW-34	DATE: 09/09/20

PURGING DATA

WELL DIAMETER (inches): 2"	TUBING DIAMETER (inches): —	WELL SCREEN INTERVAL DEPTH: feet to feet	STATIC DEPTH TO WATER (feet): 8.20	PURGE PUMP TYPE OR BAILER: Bailer

WELL VOLUME PURGE: 1 WELL VOLUME = (TOTAL WELL DEPTH – STATIC DEPTH TO WATER) X WELL CAPACITY
(only fill out if applicable)
= (feet – feet) X gallons/foot = gallons

EQUIPMENT VOLUME PURGE: 1 EQUIPMENT VOL. = PUMP VOLUME + (TUBING CAPACITY X TUBING LENGTH) + FLOW CELL VOLUME
(only fill out if applicable)
= gallons + (gallons/foot X feet) + gallons = gallons

INITIAL PUMP OR TUBING DEPTH IN WELL (feet):	FINAL PUMP OR TUBING DEPTH IN WELL (feet):	PURGING INITIATED AT:	PURGING ENDED AT:	TOTAL VOLUME PURGED (gallons):

TIME	VOLUME PURGED (gallons)	CUMUL. VOLUME PURGED (gallons)	PURGE RATE (gpm)	DEPTH TO WATER (feet)	pH (standard units)	TEMP. (°C)	COND. (circle units) µmhos/cm or µS/cm	DISSOLVED OXYGEN (circle units) mg/L or % saturation	TURBIDITY (NTUs)	COLOR (describe)	ODOR (describe)
0813	Initial		—		5.73	17.2	125.3	8.25	—	Clear	N
0817	1 WV (2gal)	2gal			5.56	17.4	125.2	7.22	—	Cloudy slightly	N
0823	2 WV (2gal)	4 gal			5.53	17.0	132.1	7.34	—	Cloudy Orangish	N
0827	3 WV (2gal)	6gal			5.52	16.1	122.3	7.41	—	Clear	N

WELL CAPACITY (Gallons Per Foot): 0.75" = 0.02; 1" = 0.04; 1.25" = 0.06; 2" = 0.16; 3" = 0.37; 4" = 0.65; 5" = 1.02; 6" = 1.47; 12" = 5.88
TUBING INSIDE DIA. CAPACITY (Gal./Ft.): 1/8" = 0.0006; 3/16" = 0.0014; 1/4" = 0.0026; 5/16" = 0.004; 3/8" = 0.006; 1/2" = 0.010; 5/8" = 0.016

PURGING EQUIPMENT CODES: B = Bailer; BP = Bladder Pump; ESP = Electric Submersible Pump; PP = Peristaltic Pump; O = Other (Specify)

SAMPLING DATA

SAMPLED BY (PRINT) / AFFILIATION:	SAMPLER(S) SIGNATURE(S):	SAMPLING INITIATED AT:	SAMPLING ENDED AT:
A. Guerrier + R. Morgan		0830	0835

PUMP OR TUBING DEPTH IN WELL (feet):	TUBING MATERIAL CODE:	FIELD-FILTERED: Y (N) Filtration Equipment Type:	FILTER SIZE: ____ µm
—	—		

FIELD DECONTAMINATION: PUMP Y N TUBING Y N (replaced) DUPLICATE: Y N

SAMPLE CONTAINER SPECIFICATION				SAMPLE PRESERVATION					
SAMPLE ID CODE	# CONTAINERS	MATERIAL CODE	VOLUME	PRESERVATIVE USED	TOTAL VOL ADDED IN FIELD (mL)	FINAL pH	INTENDED ANALYSIS AND/OR METHOD	SAMPLING EQUIPMENT CODE	SAMPLE PUMP FLOW RATE (mL per minute)
MW34 [illegible]	3	CG	3x(40mL)	Sodium Thiosulfate	—		504.1 EDB	B	—
MW-34	3	AG	3x(40mL)	HCL	—		~~504.1 EDB VPH~~	B	—
MW-34	4	AG	4x(40mL)	HCL	—		6200 VOCs	B	—
MW-34	1	T	1x(250mL)	HNO_3	—		6010 Lead	B	—

REMARKS:
WV = well volume

MATERIAL CODES: AG = Amber Glass; CG = Clear Glass; PE = Polyethylene; PP = Polypropylene; S = Silicone; T = Teflon; O = Other (Specify)

SAMPLING EQUIPMENT CODES: APP = After Peristaltic Pump; B = Bailer; BP = Bladder Pump; ESP = Electric Submersible Pump; RFPP = Reverse Flow Peristaltic Pump; SM = Straw Method (Tubing Gravity Drain); O = Other (Specify)

NOTES: 1. **The above do not constitute all of the information required by Chapter 62-160, F.A.C.**
2. STABILIZATION CRITERIA FOR RANGE OF VARIATION OF LAST THREE CONSECUTIVE READINGS (SEE FS 2212, SECTION 3)

pH: ± 0.2 units **Temperature:** ± 0.2 °C **Specific Conductance:** ± 5% **Dissolved Oxygen:** all readings ≤ 20% saturation (see Table FS 2200-2); optionally, ± 0.2 mg/L or ± 10% (whichever is greater) **Turbidity:** all readings ≤ 20 NTU; optionally ± 5 NTU or ± 10% (whichever is greater)

Revision Date: February 12, 2009

Form FD 9000-24

GROUNDWATER SAMPLING LOG

SITE NAME: Colonial Pipeline - Emergency Respon	SITE LOCATION: Huntersville NC	
WELL NO: MW-35	SAMPLE ID: MW-35	DATE: 9-10-2020

PURGING DATA

WELL DIAMETER (inches): 2"	TUBING DIAMETER (inches): —	WELL SCREEN INTERVAL DEPTH: feet to feet	STATIC DEPTH TO WATER (feet): 13.23	PURGE PUMP TYPE OR BAILER: Bailer

WELL VOLUME PURGE: 1 WELL VOLUME = (TOTAL WELL DEPTH − STATIC DEPTH TO WATER) X WELL CAPACITY
(only fill out if applicable) 40.00 = (26.77 feet − 13.23 feet) X 0.163 gallons/foot = 2.15 gallons

EQUIPMENT VOLUME PURGE: 1 EQUIPMENT VOL. = PUMP VOLUME + (TUBING CAPACITY X TUBING LENGTH) + FLOW CELL VOLUME
(only fill out if applicable)
= gallons + (gallons/foot X feet) + gallons = gallons

INITIAL PUMP OR TUBING DEPTH IN WELL (feet):	FINAL PUMP OR TUBING DEPTH IN WELL (feet):	PURGING INITIATED AT:	PURGING ENDED AT:	TOTAL VOLUME PURGED (gallons):
—	—			

TIME	VOLUME PURGED (gallons)	CUMUL. VOLUME PURGED (gallons)	PURGE RATE (gpm)	DEPTH TO WATER (feet)	pH (standard units)	TEMP. (°C)	COND. (circle units) µmhos/cm or µS/cm	DISSOLVED OXYGEN (circle units) mg/L or % saturation	TURBIDITY (NTUs)	COLOR (describe)	ODOR (describe)
0930	Initial 2.15	—			6.15	15.7	179.9	5.40	—	Clear	N
0934	2.15	2.15			6.11	16.1	183.1	7.29	—	Brown	N
0939	2.15	4.30			6.09	15.9	183.0	6.92	—	Brown	N
0944	2.15	6.45			6.03	16.0	181.7	6.63	—	Brown	N

WELL CAPACITY (Gallons Per Foot): 0.75" = 0.02; 1" = 0.04; 1.25" = 0.06; 2" = 0.16; 3" = 0.37; 4" = 0.65; 5" = 1.02; 6" = 1.47; 12" = 5.88
TUBING INSIDE DIA. CAPACITY (Gal./Ft.): 1/8" = 0.0006; 3/16" = 0.0014; 1/4" = 0.0026; 5/16" = 0.004; 3/8" = 0.006; 1/2" = 0.010; 5/8" = 0.016

PURGING EQUIPMENT CODES: B = Bailer; BP = Bladder Pump; ESP = Electric Submersible Pump; PP = Peristaltic Pump; O = Other (Specify)

SAMPLING DATA

SAMPLED BY (PRINT) / AFFILIATION: Randy Morgan / AECOM	SAMPLER(S) SIGNATURE(S): Randy Morgan	SAMPLING INITIATED AT: 0955	SAMPLING ENDED AT: 1000
PUMP OR TUBING DEPTH IN WELL (feet): —	TUBING MATERIAL CODE: —	FIELD-FILTERED: Y (N) Filtration Equipment Type:	FILTER SIZE: ____ µm
FIELD DECONTAMINATION: PUMP Y N	TUBING Y N (replaced)	DUPLICATE: Y N	

SAMPLE CONTAINER SPECIFICATION				SAMPLE PRESERVATION					
SAMPLE ID CODE	# CONTAINERS	MATERIAL CODE	VOLUME	PRESERVATIVE USED	TOTAL VOL ADDED IN FIELD (mL)	FINAL pH	INTENDED ANALYSIS AND/OR METHOD	SAMPLING EQUIPMENT CODE	SAMPLE PUMP FLOW RATE (mL per minute)
	3	CG	3X40ml	Sodium Thiosulfate	—	6.03	504.1 EDB	B	
	3	AG	3X40ml	HCL	—	6.03	VPH	B	
	4	AG	4X40ml	HCL	—	6.03	6200 VOCs	B	
	1	T	1X250ml	HNO3	—	6.03	6010 Lead	B	

REMARKS:

MATERIAL CODES: AG = Amber Glass; CG = Clear Glass; PE = Polyethylene; PP = Polypropylene; S = Silicone; T = Teflon; O = Other (Specify)

SAMPLING EQUIPMENT CODES: APP = After Peristaltic Pump; B = Bailer; BP = Bladder Pump; ESP = Electric Submersible Pump; RFPP = Reverse Flow Peristaltic Pump; SM = Straw Method (Tubing Gravity Drain); O = Other (Specify)

NOTES: 1. **The above do not constitute all of the information required by Chapter 62-160, F.A.C.**
2. STABILIZATION CRITERIA FOR RANGE OF VARIATION OF LAST THREE CONSECUTIVE READINGS (SEE FS 2212, SECTION 3)

pH: ± 0.2 units **Temperature:** ± 0.2 °C **Specific Conductance:** ± 5% **Dissolved Oxygen:** all readings ≤ 20% saturation (see Table FS 2200-2); optionally, ± 0.2 mg/L or ± 10% (whichever is greater) **Turbidity:** all readings ≤ 20 NTU; optionally ± 5 NTU or ± 10% (whichever is greater)

Revision Date: February 12, 2009

Form FD 9000-24

GROUNDWATER SAMPLING LOG

SITE NAME: Colonial Pipeline - Emergency Respon	SITE LOCATION: Huntersville NC	
WELL NO: MW-36	SAMPLE ID: MW-36	DATE: 9-10-2020

PURGING DATA

WELL DIAMETER (inches): 2"	TUBING DIAMETER (inches): —	WELL SCREEN INTERVAL DEPTH: feet to feet	STATIC DEPTH TO WATER (feet): 28.62	PURGE PUMP TYPE OR BAILER: Bailer

WELL VOLUME PURGE: 1 WELL VOLUME = (TOTAL WELL DEPTH − STATIC DEPTH TO WATER) X WELL CAPACITY
(only fill out if applicable) 44.96 = (28.62 feet − 16.34 feet) X 0.163 gallons/foot = 2.66 gallons

EQUIPMENT VOLUME PURGE: 1 EQUIPMENT VOL. = PUMP VOLUME + (TUBING CAPACITY X TUBING LENGTH) + FLOW CELL VOLUME
(only fill out if applicable) ~~44.96~~ = gallons + (gallons/foot X feet) + gallons = gallons

INITIAL PUMP OR TUBING DEPTH IN WELL (feet): —	FINAL PUMP OR TUBING DEPTH IN WELL (feet): —	PURGING INITIATED AT: 1030	PURGING ENDED AT: 1045	TOTAL VOLUME PURGED (gallons): 8.0

TIME	VOLUME PURGED (gallons)	CUMUL. VOLUME PURGED (gallons)	PURGE RATE (gpm)	DEPTH TO WATER (feet)	pH (standard units)	TEMP. (°C)	COND. (circle units) µmhos/cm or (µS/cm)	DISSOLVED OXYGEN (circle units) (mg/L) or % saturation	TURBIDITY (NTUs)	COLOR (describe)	ODOR (describe)
1030	initial	—			6.17	16.4	207.5	5.08	—	Clear	N
1035	2.66	2.66			6.00	15.6	209.7	6.18	—	Brown	N
1040	2.66	5.32			6.03	16.1	208.1	6.02	—	Brown	N
1045	2.66	7.98			6.30	15.9	199.6	5.14	—	Brown	N

WELL CAPACITY (Gallons Per Foot): 0.75" = 0.02; 1" = 0.04; 1.25" = 0.06; 2" = 0.16; 3" = 0.37; 4" = 0.65; 5" = 1.02; 6" = 1.47; 12" = 5.88
TUBING INSIDE DIA. CAPACITY (Gal./Ft.): 1/8" = 0.0006; 3/16" = 0.0014; 1/4" = 0.0026; 5/16" = 0.004; 3/8" = 0.006; 1/2" = 0.010; 5/8" = 0.016

PURGING EQUIPMENT CODES: B = Bailer; BP = Bladder Pump; ESP = Electric Submersible Pump; PP = Peristaltic Pump; O = Other (Specify)

SAMPLING DATA

SAMPLED BY (PRINT) / AFFILIATION: Randy Morgan / AECOM	SAMPLER(S) SIGNATURE(S): Randy Morgan	SAMPLING INITIATED AT: 1050	SAMPLING ENDED AT: 1055
PUMP OR TUBING DEPTH IN WELL (feet): —	TUBING MATERIAL CODE: —	FIELD-FILTERED: Y (N) Filtration Equipment Type:	FILTER SIZE: ____ µm
FIELD DECONTAMINATION: PUMP Y N	TUBING Y N (replaced)	DUPLICATE: Y N	

SAMPLE CONTAINER SPECIFICATION				SAMPLE PRESERVATION					
SAMPLE ID CODE	# CONTAINERS	MATERIAL CODE	VOLUME	PRESERVATIVE USED	TOTAL VOL ADDED IN FIELD (mL)	FINAL pH	INTENDED ANALYSIS AND/OR METHOD	SAMPLING EQUIPMENT CODE	SAMPLE PUMP FLOW RATE (mL per minute)
MW-36	3	CG	3X40ml	Sodium Thiosulfate	—	6.30	504.1 EDB	B	
MW36	3	AG	3X40ml	HCL	—	6.30	VPH	B	
MW-36	4	AG	4X40ml	HCL	—	6.30	6200 VOCs	B	
MW-36	1	T	1X250ml	HNO3	—	6.30	6010 Lead	B	

REMARKS:

MATERIAL CODES: AG = Amber Glass; CG = Clear Glass; PE = Polyethylene; PP = Polypropylene; S = Silicone; T = Teflon; O = Other (Specify)

SAMPLING EQUIPMENT CODES: APP = After Peristaltic Pump; B = Bailer; BP = Bladder Pump; ESP = Electric Submersible Pump; RFPP = Reverse Flow Peristaltic Pump; SM = Straw Method (Tubing Gravity Drain); O = Other (Specify)

NOTES: 1. **The above do not constitute all of the information required by Chapter 62-160, F.A.C.**
2. STABILIZATION CRITERIA FOR RANGE OF VARIATION OF LAST THREE CONSECUTIVE READINGS (SEE FS 2212, SECTION 3)

pH: ± 0.2 units **Temperature:** ± 0.2 °C **Specific Conductance:** ± 5% **Dissolved Oxygen:** all readings ≤ 20% saturation (see Table FS 2200-2); optionally, ± 0.2 mg/L or ± 10% (whichever is greater) **Turbidity:** all readings ≤ 20 NTU; optionally ± 5 NTU or ± 10% (whichever is greater)

Revision Date: February 12, 2009

Form FD 9000-24

GROUNDWATER SAMPLING LOG

SITE NAME: Colonial Pipeline - Emergency Respons	SITE LOCATION: Huntersville NC		
WELL NO: MW-37	SAMPLE ID: MW-37	DATE: 9-10-2020	

PURGING DATA

WELL DIAMETER (inches):	TUBING DIAMETER (inches):	WELL SCREEN INTERVAL DEPTH: feet to feet	STATIC DEPTH TO WATER (feet):	PURGE PUMP TYPE OR BAILER: Bailer

WELL VOLUME PURGE: 1 WELL VOLUME = (TOTAL WELL DEPTH – STATIC DEPTH TO WATER) X WELL CAPACITY
(only fill out if applicable)
= (feet – feet) X gallons/foot = gallons

EQUIPMENT VOLUME PURGE: 1 EQUIPMENT VOL. = PUMP VOLUME + (TUBING CAPACITY X TUBING LENGTH) + FLOW CELL VOLUME
(only fill out if applicable)
= gallons + (gallons/foot X feet) + gallons = gallons

INITIAL PUMP OR TUBING DEPTH IN WELL (feet): —	FINAL PUMP OR TUBING DEPTH IN WELL (feet): —	PURGING INITIATED AT: 1305	PURGING ENDED AT: 1315	TOTAL VOLUME PURGED (gallons): 5.50

TIME	VOLUME PURGED (gallons)	CUMUL. VOLUME PURGED (gallons)	PURGE RATE (gpm)	DEPTH TO WATER (feet)	pH (standard units)	TEMP. (°C)	COND. (circle units) µmhos/cm or (µS/cm)	DISSOLVED OXYGEN (circle units) (mg/L) or % saturation	TURBIDITY (NTUs)	COLOR (describe)	ODOR (describe)
1305	1.81 Total	—			5.97	16.1	155.1	6.13	—	Clear	N
1308	1.81	1.81			5.76	16.0	151.2	6.05	—	Lt Brn	N
1311	1.81	3.62			5.73	16.1	150.7	6.97	—	Lt Brn	N
1315	1.81	5.43			5.82	16.5	152.2	6.49	—	Lt Brn	N

WELL CAPACITY (Gallons Per Foot): 0.75" = 0.02; 1" = 0.04; 1.25" = 0.06; 2" = 0.16; 3" = 0.37; 4" = 0.65; 5" = 1.02; 6" = 1.47; 12" = 5.88
TUBING INSIDE DIA. CAPACITY (Gal./Ft.): 1/8" = 0.0006; 3/16" = 0.0014; 1/4" = 0.0026; 5/16" = 0.004; 3/8" = 0.006; 1/2" = 0.010; 5/8" = 0.016

PURGING EQUIPMENT CODES: B = Bailer; BP = Bladder Pump; ESP = Electric Submersible Pump; PP = Peristaltic Pump; O = Other (Specify)

SAMPLING DATA

SAMPLED BY (PRINT) / AFFILIATION: Randy Morgan / AECOM	SAMPLER(S) SIGNATURE(S): Randy Morgan	SAMPLING INITIATED AT: 1325	SAMPLING ENDED AT: 1330
PUMP OR TUBING DEPTH IN WELL (feet): —	TUBING MATERIAL CODE: —	FIELD-FILTERED: Y (N)	FILTER SIZE: ___ µm
		Filtration Equipment Type:	
FIELD DECONTAMINATION: PUMP Y (N)	TUBING Y (N) (replaced)	DUPLICATE: Y (N)	

SAMPLE CONTAINER SPECIFICATION				SAMPLE PRESERVATION					
SAMPLE ID CODE	# CONTAINERS	MATERIAL CODE	VOLUME	PRESERVATIVE USED	TOTAL VOL ADDED IN FIELD (mL)	FINAL pH	INTENDED ANALYSIS AND/OR METHOD	SAMPLING EQUIPMENT CODE	SAMPLE PUMP FLOW RATE (mL per minute)
MW-37	3	CG	3X40ml	Sodium Thiosulfate	—	5.82	504.1 EDB	B	
MW-37	3	AG	3X40ml	HCL	—	5.82	VPH	B	
MW-37	4	AG	4X40ml	HCL	—	5.82	6200 VOCs	B	
MW-37	1	T	1X250ml	HNO3	—	5.82	6010 Lead	B	

REMARKS:

MATERIAL CODES: AG = Amber Glass; CG = Clear Glass; PE = Polyethylene; PP = Polypropylene; S = Silicone; T = Teflon; O = Other (Specify)

SAMPLING EQUIPMENT CODES: APP = After Peristaltic Pump; B = Bailer; BP = Bladder Pump; ESP = Electric Submersible Pump; RFPP = Reverse Flow Peristaltic Pump; SM = Straw Method (Tubing Gravity Drain); O = Other (Specify)

NOTES: 1. **The above do not constitute all of the information required by Chapter 62-160, F.A.C.**
2. STABILIZATION CRITERIA FOR RANGE OF VARIATION OF LAST THREE CONSECUTIVE READINGS (SEE FS 2212, SECTION 3)

pH: ± 0.2 units **Temperature:** ± 0.2 °C **Specific Conductance:** ± 5% **Dissolved Oxygen:** all readings ≤ 20% saturation (see Table FS 2200-2); optionally, ± 0.2 mg/L or ± 10% (whichever is greater) **Turbidity:** all readings ≤ 20 NTU; optionally ± 5 NTU or ± 10% (whichever is greater)

Revision Date: February 12, 2009

Form FD 9000-24

GROUNDWATER SAMPLING LOG

SITE NAME: Colonial Pipeline - Emergency Response	SITE LOCATION: Huntersville NC	
WELL NO: MW-38	SAMPLE ID: MW-38	DATE: 9-16-20

PURGING DATA

WELL DIAMETER (inches): 4"	TUBING DIAMETER (inches):	WELL SCREEN INTERVAL DEPTH: feet to feet	STATIC DEPTH TO WATER (feet): 37.55	PURGE PUMP TYPE OR BAILER: Bailer

WELL VOLUME PURGE: 1 WELL VOLUME = (TOTAL WELL DEPTH – STATIC DEPTH TO WATER) X WELL CAPACITY
(only fill out if applicable) 53.83 = (37.55 feet – 16.28 feet) X 0.653 gallons/foot = 10.63 gallons

EQUIPMENT VOLUME PURGE: 1 EQUIPMENT VOL. = PUMP VOLUME + (TUBING CAPACITY X TUBING LENGTH) + FLOW CELL VOLUME
(only fill out if applicable)
= gallons + (gallons/foot X feet) + gallons = gallons

INITIAL PUMP OR TUBING DEPTH IN WELL (feet):	FINAL PUMP OR TUBING DEPTH IN WELL (feet):	PURGING INITIATED AT:	PURGING ENDED AT:	TOTAL VOLUME PURGED (gallons):
—	—			

TIME	VOLUME PURGED (gallons)	CUMUL. VOLUME PURGED (gallons)	PURGE RATE (gpm)	DEPTH TO WATER (feet)	pH (standard units)	TEMP. (°C)	COND. (circle units) µmhos/cm or µS/cm	DISSOLVED OXYGEN (circle units) mg/L or % saturation	TURBIDITY (NTUs)	COLOR (describe)	ODOR (describe)
1307	initial	—	—	—	5.92	17.9	168.7	4.05	—	clear	N
1313	10.63	10.63	—	—	5.92	17.7	172.5	4.51	—	DK Brn	N
1323	10.63	18.0	—	DRY	6.03	18.0	180.5	4.60	—	DK Brn	N

WELL CAPACITY (Gallons Per Foot): 0.75" = 0.02; 1" = 0.04; 1.25" = 0.06; 2" = 0.16; 3" = 0.37; 4" = 0.65; 5" = 1.02; 6" = 1.47; 12" = 5.88
TUBING INSIDE DIA. CAPACITY (Gal./Ft.): 1/8" = 0.0006; 3/16" = 0.0014; 1/4" = 0.0026; 5/16" = 0.004; 3/8" = 0.006; 1/2" = 0.010; 5/8" = 0.016
PURGING EQUIPMENT CODES: B = Bailer; BP = Bladder Pump; ESP = Electric Submersible Pump; PP = Peristaltic Pump; O = Other (Specify)

SAMPLING DATA

SAMPLED BY (PRINT) / AFFILIATION: AECOM	SAMPLER(S) SIGNATURE(S):	SAMPLING INITIATED AT: 1615	SAMPLING ENDED AT: 1620
PUMP OR TUBING DEPTH IN WELL (feet): —	TUBING MATERIAL CODE: —	FIELD-FILTERED: Y (N) Filtration Equipment Type:	FILTER SIZE: ____ µm
FIELD DECONTAMINATION: PUMP Y N	TUBING Y N (replaced)	DUPLICATE: Y N	

SAMPLE CONTAINER SPECIFICATION				SAMPLE PRESERVATION					
SAMPLE ID CODE	# CONTAINERS	MATERIAL CODE	VOLUME	PRESERVATIVE USED	TOTAL VOL ADDED IN FIELD (mL)	FINAL pH	INTENDED ANALYSIS AND/OR METHOD	SAMPLING EQUIPMENT CODE	SAMPLE PUMP FLOW RATE (mL per minute)
MW-38	3	CG	3X 40ml	Sodium Thiosulfate	—	6.03	504.1 EDB	B	
MW-38	3	AG	3X40ml	HCL	—	6.03	VPH	B	
MW-38	4	AG	4X40ml	HCL	—	6.03	6200 VOCs	B	
MW-38	1	T	1X250ml	HNO3	—	6.03	6010 Lead	B	

REMARKS:

MATERIAL CODES: AG = Amber Glass; CG = Clear Glass; PE = Polyethylene; PP = Polypropylene; S = Silicone; T = Teflon; O = Other (Specify)
SAMPLING EQUIPMENT CODES: APP = After Peristaltic Pump; B = Bailer; BP = Bladder Pump; ESP = Electric Submersible Pump; RFPP = Reverse Flow Peristaltic Pump; SM = Straw Method (Tubing Gravity Drain); O = Other (Specify)

NOTES: 1. **The above do not constitute all of the information required by Chapter 62-160, F.A.C.**
2. STABILIZATION CRITERIA FOR RANGE OF VARIATION OF LAST THREE CONSECUTIVE READINGS (SEE FS 2212, SECTION 3)

pH: ± 0.2 units **Temperature:** ± 0.2 °C **Specific Conductance:** ± 5% **Dissolved Oxygen:** all readings ≤ 20% saturation (see Table FS 2200-2); optionally, ± 0.2 mg/L or ± 10% (whichever is greater) **Turbidity:** all readings ≤ 20 NTU; optionally ± 5 NTU or ± 10% (whichever is greater)

Revision Date: February 12, 2009

Form FD 9000-24

GROUNDWATER SAMPLING LOG

SITE NAME: Colonial Pipeline - Emergency Respons	SITE LOCATION: Huntersville NC	
WELL NO: MW-39	SAMPLE ID: MW-39	DATE: 9-16-20

PURGING DATA

WELL DIAMETER (inches):	TUBING DIAMETER (inches):	WELL SCREEN INTERVAL DEPTH: feet to feet	STATIC DEPTH TO WATER (feet): 41.42	PURGE PUMP TYPE OR BAILER: Bailer

WELL VOLUME PURGE: 1 WELL VOLUME = (TOTAL WELL DEPTH − STATIC DEPTH TO WATER) X WELL CAPACITY
(only fill out if applicable) 53.32 = (41.82 feet − 11.50 feet) X 0.653 gallons/foot = 7.50 gallons

EQUIPMENT VOLUME PURGE: 1 EQUIPMENT VOL. = PUMP VOLUME + (TUBING CAPACITY X TUBING LENGTH) + FLOW CELL VOLUME
(only fill out if applicable)
= gallons + (gallons/foot X feet) + gallons = gallons

INITIAL PUMP OR TUBING DEPTH IN WELL (feet): —	FINAL PUMP OR TUBING DEPTH IN WELL (feet): —	PURGING INITIATED AT:	PURGING ENDED AT:	TOTAL VOLUME PURGED (gallons):

TIME	VOLUME PURGED (gallons)	CUMUL. VOLUME PURGED (gallons)	PURGE RATE (gpm)	DEPTH TO WATER (feet)	pH (standard units)	TEMP. (°C)	COND: (circle units) µmhos/cm or µS/cm	DISSOLVED OXYGEN (circle units) mg/L or % saturation	TURBIDITY (NTUs)	COLOR (describe)	ODOR (describe)
0930	7.50 Hal	—	—	—	6.05	17.9	6[illegible]	4.13	—	clear	N
0934	7.50	7.50	—	—	6.02	17.6	110.5	4.65	—	OK orange	N
0938	7.50	6.50	—	Dry	6.35	17.3	110.8	4.82	—	OK orange	N

WELL CAPACITY (Gallons Per Foot): 0.75" = 0.02; 1" = 0.04; 1.25" = 0.06; 2" = 0.16; 3" = 0.37; 4" = 0.65; 5" = 1.02; 6" = 1.47; 12" = 5.88
TUBING INSIDE DIA. CAPACITY (Gal./Ft.): 1/8" = 0.0006; 3/16" = 0.0014; 1/4" = 0.0026; 5/16" = 0.004; 3/8" = 0.006; 1/2" = 0.010; 5/8" = 0.016

PURGING EQUIPMENT CODES: B = Bailer; BP = Bladder Pump; ESP = Electric Submersible Pump; PP = Peristaltic Pump; O = Other (Specify)

SAMPLING DATA

SAMPLED BY (PRINT) / AFFILIATION: AECOM	SAMPLER(S) SIGNATURE(S):	SAMPLING INITIATED AT: 1545 1540	SAMPLING ENDED AT: 1550 1555
PUMP OR TUBING DEPTH IN WELL (feet): —	TUBING MATERIAL CODE: —	FIELD-FILTERED: Y (N) Filtration Equipment Type:	FILTER SIZE: ____ µm
FIELD DECONTAMINATION: PUMP Y N	TUBING Y N (replaced)	DUPLICATE: Y N	

SAMPLE CONTAINER SPECIFICATION				SAMPLE PRESERVATION					
SAMPLE ID CODE	# CONTAINERS	MATERIAL CODE	VOLUME	PRESERVATIVE USED	TOTAL VOL ADDED IN FIELD (mL)	FINAL pH	INTENDED ANALYSIS AND/OR METHOD	SAMPLING EQUIPMENT CODE	SAMPLE PUMP FLOW RATE (mL per minute)
MW-39	3	CG	3X40ml	Sodium Thiosulfate	—	6.35	504.1 EDB	B	
MW-39	3	AG	3X40ml	HCL	—	6.35	VPH	B	
MW-39	4	AG	4X40ml	HCL	—	6.35	6200 VOCs	B	
MW-39	1	T	1X250ml	HNO3	—	6.35	6010 Lead	B	

REMARKS:

MATERIAL CODES: AG = Amber Glass; CG = Clear Glass; PE = Polyethylene; PP = Polypropylene; S = Silicone; T = Teflon; O = Other (Specify)

SAMPLING EQUIPMENT CODES: APP = After Peristaltic Pump; B = Bailer; BP = Bladder Pump; ESP = Electric Submersible Pump; RFPP = Reverse Flow Peristaltic Pump; SM = Straw Method (Tubing Gravity Drain); O = Other (Specify)

NOTES: 1. **The above do not constitute all of the information required by Chapter 62-160, F.A.C.**
2. STABILIZATION CRITERIA FOR RANGE OF VARIATION OF LAST THREE CONSECUTIVE READINGS (SEE FS 2212, SECTION 3)

pH: ± 0.2 units **Temperature:** ± 0.2 °C **Specific Conductance:** ± 5% **Dissolved Oxygen:** all readings ≤ 20% saturation (see Table FS 2200-2); optionally, ± 0.2 mg/L or ± 10% (whichever is greater) **Turbidity:** all readings ≤ 20 NTU; optionally ± 5 NTU or ± 10% (whichever is greater)

Revision Date: February 12, 2009

Form FD 9000-24

GROUNDWATER SAMPLING LOG

SITE NAME: Colonial Pipeline - Emergency Respon	SITE LOCATION: Huntersville NC	
WELL NO: MW-40	SAMPLE ID: MW-40	DATE: 9-11-2020

PURGING DATA

WELL DIAMETER (inches): 2"	TUBING DIAMETER (inches): —	WELL SCREEN INTERVAL DEPTH: feet to feet	STATIC DEPTH TO WATER (feet): 35.19	PURGE PUMP TYPE OR BAILER: Bailer

WELL VOLUME PURGE: 1 WELL VOLUME = (TOTAL WELL DEPTH − STATIC DEPTH TO WATER) X WELL CAPACITY
(only fill out if applicable) 40.29 = (35.19 feet − 5.1 feet) X 0.163 gallons/foot = 0.83 gallons

EQUIPMENT VOLUME PURGE: 1 EQUIPMENT VOL. = PUMP VOLUME + (TUBING CAPACITY X TUBING LENGTH) + FLOW CELL VOLUME
(only fill out if applicable)
= gallons + (gallons/foot X feet) + gallons = gallons

INITIAL PUMP OR TUBING DEPTH IN WELL (feet): —	FINAL PUMP OR TUBING DEPTH IN WELL (feet): —	PURGING INITIATED AT: 1235	PURGING ENDED AT: 1246	TOTAL VOLUME PURGED (gallons): 30

TIME	VOLUME PURGED (gallons)	CUMUL. VOLUME PURGED (gallons)	PURGE RATE (gpm)	DEPTH TO WATER (feet)	pH (standard units)	TEMP. (°C)	COND. (circle units) µmhos/cm or (µS/cm)	DISSOLVED OXYGEN (circle units) (mg/L) or % saturation	TURBIDITY (NTUs)	COLOR (describe)	ODOR (describe)
1235	initial	initial	—	—	5.89	19.3	163.4	5.02	—	Clear	N
1238	0.83	0.83	—	—	5.71	19.2	150.3	6.33	—	DK Brn	N
1242	1.66	1.66	—	—	5.76	19.2	150.4	5.98	—	DK Brn	N
1246	2.49	2.49	—	—	6.05	19.4	143.6	5.21	—	DK Brn	N

WELL CAPACITY (Gallons Per Foot): 0.75" = 0.02; 1" = 0.04; 1.25" = 0.06; 2" = 0.16; 3" = 0.37; 4" = 0.65; 5" = 1.02; 6" = 1.47; 12" = 5.88
TUBING INSIDE DIA. CAPACITY (Gal./Ft.): 1/8" = 0.0006; 3/16" = 0.0014; 1/4" = 0.0026; 5/16" = 0.004; 3/8" = 0.006; 1/2" = 0.010; 5/8" = 0.016

PURGING EQUIPMENT CODES: B = Bailer; BP = Bladder Pump; ESP = Electric Submersible Pump; PP = Peristaltic Pump; O = Other (Specify)

SAMPLING DATA

SAMPLED BY (PRINT) / AFFILIATION: Randy Morgan / AECOM	SAMPLER(S) SIGNATURE(S): Randy Morgan	SAMPLING INITIATED AT: 1255	SAMPLING ENDED AT: 1300
PUMP OR TUBING DEPTH IN WELL (feet): —	TUBING MATERIAL CODE: —	FIELD-FILTERED: Y (N) Filtration Equipment Type:	FILTER SIZE: ____ µm
FIELD DECONTAMINATION: PUMP Y N	TUBING Y N (replaced)	DUPLICATE: Y N	

SAMPLE CONTAINER SPECIFICATION				SAMPLE PRESERVATION					
SAMPLE ID CODE	# CONTAINERS	MATERIAL CODE	VOLUME	PRESERVATIVE USED	TOTAL VOL ADDED IN FIELD (mL)	FINAL pH	INTENDED ANALYSIS AND/OR METHOD	SAMPLING EQUIPMENT CODE	SAMPLE PUMP FLOW RATE (mL per minute)
MW-40	3	CG	3X40ml	Sodium Thiosulfate	—		504.1 EDB	B	
MW-40	3	AG	3X40ml	HCL	—		VPH	B	
MW-40	4	AG	4X40ml	HCL	—		6200 VOCs	B	
MW-40	1	T	1X250ml	HNO3	—		6010 Lead	B	

REMARKS:

MATERIAL CODES: AG = Amber Glass; CG = Clear Glass; PE = Polyethylene; PP = Polypropylene; S = Silicone; T = Teflon; O = Other (Specify)

SAMPLING EQUIPMENT CODES: APP = After Peristaltic Pump; B = Bailer; BP = Bladder Pump; ESP = Electric Submersible Pump; RFPP = Reverse Flow Peristaltic Pump; SM = Straw Method (Tubing Gravity Drain); O = Other (Specify)

NOTES: 1. **The above do not constitute all of the information required by Chapter 62-160, F.A.C.**
2. STABILIZATION CRITERIA FOR RANGE OF VARIATION OF LAST THREE CONSECUTIVE READINGS (SEE FS 2212, SECTION 3)

pH: ± 0.2 units **Temperature:** ± 0.2 °C **Specific Conductance:** ± 5% **Dissolved Oxygen:** all readings ≤ 20% saturation (see Table FS 2200-2); optionally, ± 0.2 mg/L or ± 10% (whichever is greater) **Turbidity:** all readings ≤ 20 NTU; optionally ± 5 NTU or ± 10% (whichever is greater)

Revision Date: February 12, 2009

Form FD 9000-24

GROUNDWATER SAMPLING LOG

SITE NAME: Colonial Pipeline - Emergency Response	SITE LOCATION: Huntersville NC		
WELL NO: MW-41	SAMPLE ID: MW-41	DATE: 9-11-2020	

PURGING DATA

WELL DIAMETER (inches):	TUBING DIAMETER (inches):	WELL SCREEN INTERVAL DEPTH: feet to feet	STATIC DEPTH TO WATER (feet): 53.43	PURGE PUMP TYPE OR BAILER: Bailer

WELL VOLUME PURGE: 1 WELL VOLUME = (TOTAL WELL DEPTH − STATIC DEPTH TO WATER) X WELL CAPACITY
(only fill out if applicable) 68.25 = (53.43 feet − 14.82 feet) X 0.163 gallons/foot = 2.41 gallons

EQUIPMENT VOLUME PURGE: 1 EQUIPMENT VOL. = PUMP VOLUME + (TUBING CAPACITY X TUBING LENGTH) + FLOW CELL VOLUME
(only fill out if applicable)
= gallons + (gallons/foot X feet) + gallons = gallons

INITIAL PUMP OR TUBING DEPTH IN WELL (feet):	FINAL PUMP OR TUBING DEPTH IN WELL (feet):	PURGING INITIATED AT: 0953	PURGING ENDED AT: 1009	TOTAL VOLUME PURGED (gallons): 7.23
—	—			

TIME	VOLUME PURGED (gallons)	CUMUL. VOLUME PURGED (gallons)	PURGE RATE (gpm)	DEPTH TO WATER (feet)	pH (standard units)	TEMP. (°C)	COND. (circle units) µmhos/cm or µS/cm	DISSOLVED OXYGEN (circle units) mg/L or % saturation	TURBIDITY (NTUs)	COLOR (describe)	ODOR (describe)
0953	Initial	—	—	—	6.23	16.4	178.9	4.69	—	Clear	N
0958	2.41	2.41	—	—	6.08	17.0	183.0	6.03	—	DK Brn	N
1003	2.41	4.82	—	—	6.19	17.2	176.6	5.73	—	DK Brn	N
1009	2.41	7.23	—	—	6.23	17.0	173.2	5.55	—	DK Brn	N

WELL CAPACITY (Gallons Per Foot): 0.75" = 0.02; 1" = 0.04; 1.25" = 0.06; 2" = 0.16; 3" = 0.37; 4" = 0.65; 5" = 1.02; 6" = 1.47; 12" = 5.88
TUBING INSIDE DIA. CAPACITY (Gal./Ft.): 1/8" = 0.0006; 3/16" = 0.0014; 1/4" = 0.0026; 5/16" = 0.004; 3/8" = 0.006; 1/2" = 0.010; 5/8" = 0.016

PURGING EQUIPMENT CODES: B = Bailer; BP = Bladder Pump; ESP = Electric Submersible Pump; PP = Peristaltic Pump; O = Other (Specify)

SAMPLING DATA

SAMPLED BY (PRINT) / AFFILIATION:	SAMPLER(S) SIGNATURE(S):	SAMPLING INITIATED AT: 1020	SAMPLING ENDED AT: 1025
Randy Morgan / AECOM	Randy Morgan		

PUMP OR TUBING DEPTH IN WELL (feet):	TUBING MATERIAL CODE:	FIELD-FILTERED: Y (N) Filtration Equipment Type:	FILTER SIZE: ____ µm
—	—		

FIELD DECONTAMINATION: PUMP Y (N) TUBING Y (N) (replaced) DUPLICATE: Y (N)

SAMPLE CONTAINER SPECIFICATION				SAMPLE PRESERVATION					
SAMPLE ID CODE	# CONTAINERS	MATERIAL CODE	VOLUME	PRESERVATIVE USED	TOTAL VOL ADDED IN FIELD (mL)	FINAL pH	INTENDED ANALYSIS AND/OR METHOD	SAMPLING EQUIPMENT CODE	SAMPLE PUMP FLOW RATE (mL per minute)
	3	CG	3 X 40ml	Sodium Thiosulfate	—		504.1 EDB	B	
	3	AG	3 X 40ml	HCL	—		VPH	B	
	4	AG	4 X 40 ml	HCL	—		6200 VOCs	B	
	1	T	1 X 250ml	HNO3	—		6010 Lead	B	

REMARKS:

MATERIAL CODES: AG = Amber Glass; CG = Clear Glass; PE = Polyethylene; PP = Polypropylene; S = Silicone; T = Teflon; O = Other (Specify)

SAMPLING EQUIPMENT CODES: APP = After Peristaltic Pump; B = Bailer; BP = Bladder Pump; ESP = Electric Submersible Pump; RFPP = Reverse Flow Peristaltic Pump; SM = Straw Method (Tubing Gravity Drain); O = Other (Specify)

NOTES: 1. **The above do not constitute all of the information required by Chapter 62-160, F.A.C.**

2. STABILIZATION CRITERIA FOR RANGE OF VARIATION OF LAST THREE CONSECUTIVE READINGS (SEE FS 2212, SECTION 3)

pH: ± 0.2 units **Temperature:** ± 0.2 °C **Specific Conductance:** ± 5% **Dissolved Oxygen:** all readings ≤ 20% saturation (see Table FS 2200-2); optionally, ± 0.2 mg/L or ± 10% (whichever is greater) **Turbidity:** all readings ≤ 20 NTU; optionally ± 5 NTU or ± 10% (whichever is greater)

Revision Date: February 12, 2009

Form FD 9000-24

GROUNDWATER SAMPLING LOG

SITE NAME: Colonial Pipeline - Emergency Respon	SITE LOCATION: Huntersville NC	
WELL NO: MW-42	SAMPLE ID: MW-42	DATE: 9-15-20

PURGING DATA

WELL DIAMETER (inches): 4.0	TUBING DIAMETER (inches): —	WELL SCREEN INTERVAL DEPTH: feet to feet	STATIC DEPTH TO WATER (feet): 41.41	PURGE PUMP TYPE OR BAILER: Baiter

WELL VOLUME PURGE: 1 WELL VOLUME = (TOTAL WELL DEPTH − STATIC DEPTH TO WATER) X WELL CAPACITY
(only fill out if applicable) 53.42 = (41.41 feet − 12.01 feet) X 0.653 gallons/foot = 7.84 gallons

EQUIPMENT VOLUME PURGE: 1 EQUIPMENT VOL. = PUMP VOLUME + (TUBING CAPACITY X TUBING LENGTH) + FLOW CELL VOLUME
(only fill out if applicable)
= gallons + (gallons/foot X feet) + gallons = gallons

INITIAL PUMP OR TUBING DEPTH IN WELL (feet): —	FINAL PUMP OR TUBING DEPTH IN WELL (feet): —	PURGING INITIATED AT:	PURGING ENDED AT:	TOTAL VOLUME PURGED (gallons):

TIME	VOLUME PURGED (gallons)	CUMUL. VOLUME PURGED (gallons)	PURGE RATE (gpm)	DEPTH TO WATER (feet)	pH (standard units)	TEMP. (°C)	COND. (circle units) µmhos/cm or (µS/cm)	DISSOLVED OXYGEN (circle units) (mg/L) or % saturation	TURBIDITY (NTUs)	COLOR (describe)	ODOR (describe)
1130	initial	—	—	—	6.07	19.2	93.1	3.17	—	Clear	N
1135	7.84	7.84	—	DRY	6.01	18.0	94.5	4.51	—	DK Brn	N

WELL CAPACITY (Gallons Per Foot): 0.75" = 0.02; 1" = 0.04; 1.25" = 0.06; 2" = 0.16; 3" = 0.37; 4" = 0.65; 5" = 1.02; 6" = 1.47; 12" = 5.88
TUBING INSIDE DIA. CAPACITY (Gal./Ft.): 1/8" = 0.0006; 3/16" = 0.0014; 1/4" = 0.0026; 5/16" = 0.004; 3/8" = 0.006; 1/2" = 0.010; 5/8" = 0.016

PURGING EQUIPMENT CODES: B = Bailer; BP = Bladder Pump; ESP = Electric Submersible Pump; PP = Peristaltic Pump; O = Other (Specify)

SAMPLING DATA

SAMPLED BY (PRINT) / AFFILIATION: Randy Morgan / AECOM	SAMPLER(S) SIGNATURE(S): Randy Morgan	SAMPLING INITIATED AT: 1530	SAMPLING ENDED AT: 1535
PUMP OR TUBING DEPTH IN WELL (feet): —	TUBING MATERIAL CODE: —	FIELD-FILTERED: Y (N) Filtration Equipment Type:	FILTER SIZE: ____ µm

FIELD DECONTAMINATION: PUMP Y N TUBING Y N (replaced) DUPLICATE: Y N

SAMPLE CONTAINER SPECIFICATION				SAMPLE PRESERVATION					
SAMPLE ID CODE	# CONTAINERS	MATERIAL CODE	VOLUME	PRESERVATIVE USED	TOTAL VOL ADDED IN FIELD (mL)	FINAL pH	INTENDED ANALYSIS AND/OR METHOD	SAMPLING EQUIPMENT CODE	SAMPLE PUMP FLOW RATE (mL per minute)
	3	CG	3X 40ml	Sodium Thiosulfate	—	6.01	504.1 EDB	B	
	3	AG	3X40ml	HCL	—	6.01	VPH	B	
	4	AG	4X40ml	HCL	—	6.01	6200 VOCs	B	
	1	T	1X250ml	HNO3	—	6.01	6010 Lead	B	

REMARKS:

MATERIAL CODES: AG = Amber Glass; CG = Clear Glass; PE = Polyethylene; PP = Polypropylene; S = Silicone; T = Teflon; O = Other (Specify)

SAMPLING EQUIPMENT CODES: APP = After Peristaltic Pump; B = Bailer; BP = Bladder Pump; ESP = Electric Submersible Pump; RFPP = Reverse Flow Peristaltic Pump; SM = Straw Method (Tubing Gravity Drain); O = Other (Specify)

NOTES: 1. **The above do not constitute all of the information required by Chapter 62-160, F.A.C.**
2. STABILIZATION CRITERIA FOR RANGE OF VARIATION OF LAST THREE CONSECUTIVE READINGS (SEE FS 2212, SECTION 3)

pH: ± 0.2 units **Temperature:** ± 0.2 °C **Specific Conductance:** ± 5% **Dissolved Oxygen:** all readings ≤ 20% saturation (see Table FS 2200-2); optionally, ± 0.2 mg/L or ± 10% (whichever is greater) **Turbidity:** all readings ≤ 20 NTU; optionally ± 5 NTU or ± 10% (whichever is greater)

Revision Date: February 12, 2009

Form FD 9000-24

GROUNDWATER SAMPLING LOG

SITE NAME: 2020-L1-2448 Incident	SITE LOCATION: Huntersville, NC	
WELL NO: MW-42	SAMPLE ID: MW-42	DATE: 10.7.2020

PURGING DATA

WELL DIAMETER (inches): 4	TUBING DIAMETER (inches): 0.0026	WELL SCREEN INTERVAL DEPTH: 11 feet to 51 feet	STATIC DEPTH TO WATER (feet): 38.15	PURGE PUMP TYPE OR BAILER:

WELL VOLUME PURGE: 1 WELL VOLUME = (TOTAL WELL DEPTH − STATIC DEPTH TO WATER) X WELL CAPACITY
(only fill out if applicable)
3 well volume: 25.17 gal = (51 feet − 38.15 feet) X 0.653 gallons/foot = 8.39 gallons

EQUIPMENT VOLUME PURGE: 1 EQUIPMENT VOL. = PUMP VOLUME + (TUBING CAPACITY X TUBING LENGTH) + FLOW CELL VOLUME
(only fill out if applicable)
= gallons + (gallons/foot X feet) + gallons = gallons

INITIAL PUMP OR TUBING DEPTH IN WELL (feet): 45	FINAL PUMP OR TUBING DEPTH IN WELL (feet): 45	PURGING INITIATED AT: 1535	PURGING ENDED AT:	TOTAL VOLUME PURGED (gallons):

TIME	VOLUME PURGED (gallons)	CUMUL. VOLUME PURGED (gallons)	PURGE RATE (gpm)	DEPTH TO WATER (feet)	pH (standard units)	TEMP. (°C)	COND. (circle units) µmhos/cm or µS/cm	DISSOLVED OXYGEN (circle units) mg/L or % saturation	TURBIDITY (NTUs)	COLOR (describe)	ODOR (describe)
1600	8.39	8.39	1	45.61	6.15	22.8	124.9	3.81	—	LB	NONE
1630	4.00	12.39	1		6.33	18.9	123.0	1.72	—	LB	NONE
						LT					
						10.7.2020					

WELL CAPACITY (Gallons Per Foot): 0.75" = 0.02; 1" = 0.04; 1.25" = 0.06; 2" = 0.16; 3" = 0.37; 4" = 0.65; 5" = 1.02; 6" = 1.47; 12" = 5.88
TUBING INSIDE DIA. CAPACITY (Gal./Ft.): 1/8" = 0.0006; 3/16" = 0.0014; 1/4" = 0.0026; 5/16" = 0.004; 3/8" = 0.006; 1/2" = 0.010; 5/8" = 0.016

PURGING EQUIPMENT CODES: B = Bailer; BP = Bladder Pump; ESP = Electric Submersible Pump; PP = Peristaltic Pump; O = Other (Specify)

SAMPLING DATA

SAMPLED BY (PRINT) / AFFILIATION: Les Tian / AECOM	SAMPLER(S) SIGNATURE(S):	SAMPLING INITIATED AT: 1630	SAMPLING ENDED AT: 1650
PUMP OR TUBING DEPTH IN WELL (feet): 45	TUBING MATERIAL CODE:	FIELD-FILTERED: Y (N) Filtration Equipment Type:	FILTER SIZE: ____ µm
FIELD DECONTAMINATION: PUMP (Y) N	TUBING Y (N replaced)	DUPLICATE: Y (N)	

SAMPLE CONTAINER SPECIFICATION				SAMPLE PRESERVATION					
SAMPLE ID CODE	# CONTAINERS	MATERIAL CODE	VOLUME	PRESERVATIVE USED	TOTAL VOL ADDED IN FIELD (mL)	FINAL pH	INTENDED ANALYSIS AND/OR METHOD	SAMPLING EQUIPMENT CODE	SAMPLE PUMP FLOW RATE (mL per minute)
MW-42	4	AG	40ml	HCL	40ml x 4	6.33	6200	ESP	
	3	AG	40ml	HCL	40ml x 3		VPH		
	3	CG	40ml	Na Thiosulfate	40ml x 3		EDB by 504.1		
	1	PE	250ml	HN03	250ml		Lead by 6010		

REMARKS:
Dry at 12.39 Gal

MATERIAL CODES: AG = Amber Glass; CG = Clear Glass; PE = Polyethylene; PP = Polypropylene; S = Silicone; T = Teflon; O = Other (Specify)

SAMPLING EQUIPMENT CODES: APP = After Peristaltic Pump; B = Bailer; BP = Bladder Pump; ESP = Electric Submersible Pump; RFPP = Reverse Flow Peristaltic Pump; SM = Straw Method (Tubing Gravity Drain); O = Other (Specify)

NOTES: 1. **The above do not constitute all of the information required by Chapter 62-160, F.A.C.**

2. STABILIZATION CRITERIA FOR RANGE OF VARIATION OF LAST THREE CONSECUTIVE READINGS (SEE FS 2212, SECTION 3)

pH: ± 0.2 units **Temperature:** ± 0.2 °C **Specific Conductance:** ± 5% **Dissolved Oxygen:** all readings ≤ 20% saturation (see Table FS 2200-2); optionally, ± 0.2 mg/L or ± 10% (whichever is greater) **Turbidity:** all readings ≤ 20 NTU; optionally ± 5 NTU or ± 10% (whichever is greater)

Revision Date: February 12, 2009

Form FD 9000-24

GROUNDWATER SAMPLING LOG

SITE NAME: Colonial Pipeline - Emergency Response	SITE LOCATION: Huntersville NC	
WELL NO: MW-43	SAMPLE ID: MW-43	DATE: 9-16-2020

PURGING DATA

WELL DIAMETER (inches):	TUBING DIAMETER (inches):	WELL SCREEN INTERVAL DEPTH: feet to feet	STATIC DEPTH TO WATER (feet): 38.33	PURGE PUMP TYPE OR BAILER: Bailer

WELL VOLUME PURGE: 1 WELL VOLUME = (TOTAL WELL DEPTH − STATIC DEPTH TO WATER) X WELL CAPACITY
(only fill out if applicable) 51.25 = (38.38 feet − 12.87 feet) X 0.32 gallons/foot = 8.40 gallons

EQUIPMENT VOLUME PURGE: 1 EQUIPMENT VOL. = PUMP VOLUME + (TUBING CAPACITY X TUBING LENGTH) + FLOW CELL VOLUME
(only fill out if applicable)
= gallons + (gallons/foot X feet) + gallons = gallons

INITIAL PUMP OR TUBING DEPTH IN WELL (feet): —	FINAL PUMP OR TUBING DEPTH IN WELL (feet): —	PURGING INITIATED AT:	PURGING ENDED AT:	TOTAL VOLUME PURGED (gallons):

TIME	VOLUME PURGED (gallons)	CUMUL. VOLUME PURGED (gallons)	PURGE RATE (gpm)	DEPTH TO WATER (feet)	pH (standard units)	TEMP. (°C)	COND. (circle units) µmhos/cm or µS/cm	DISSOLVED OXYGEN (circle units) mg/L or % saturation	TURBIDITY (NTUs)	COLOR (describe)	ODOR (describe)
1140	1st Haul	—	—	—	6.12	17.0	1653	3.97	—	Clear	N
1145	8.40	8.40	—	—	6.24	16.9	157.9	4.51	—	DK Brn	N
1152	8.40	17.0	—	—	6.37	16.9	190.1	4.42	—	DK Brn	N
1203	8.40	25.20	—	—	6.26	17.0	192.4	4.25	—	DK Brn	N

WELL CAPACITY (Gallons Per Foot): 0.75" = 0.02; 1" = 0.04; 1.25" = 0.06; 2" = 0.16; 3" = 0.37; 4" = 0.65; 5" = 1.02; 6" = 1.47; 12" = 5.88
TUBING INSIDE DIA. CAPACITY (Gal./Ft.): 1/8" = 0.0006; 3/16" = 0.0014; 1/4" = 0.0026; 5/16" = 0.004; 3/8" = 0.006; 1/2" = 0.010; 5/8" = 0.016

PURGING EQUIPMENT CODES: B = Bailer; BP = Bladder Pump; ESP = Electric Submersible Pump; PP = Peristaltic Pump; O = Other (Specify)

SAMPLING DATA

SAMPLED BY (PRINT) / AFFILIATION: AECOM	SAMPLER(S) SIGNATURE(S):	SAMPLING INITIATED AT: 1600	SAMPLING ENDED AT: 1605

PUMP OR TUBING DEPTH IN WELL (feet): —	TUBING MATERIAL CODE: —	FIELD-FILTERED: Y (N) Filtration Equipment Type:	FILTER SIZE: ____ µm

FIELD DECONTAMINATION: PUMP Y N TUBING Y N (replaced) DUPLICATE: Y N

SAMPLE CONTAINER SPECIFICATION				SAMPLE PRESERVATION					
SAMPLE ID CODE	# CONTAINERS	MATERIAL CODE	VOLUME	PRESERVATIVE USED	TOTAL VOL ADDED IN FIELD (mL)	FINAL pH	INTENDED ANALYSIS AND/OR METHOD	SAMPLING EQUIPMENT CODE	SAMPLE PUMP FLOW RATE (mL per minute)
MW-43	3	CG	3 X 40ml	Sodium Thiosulfate	—	6.26	504.1 EDB	B	
MW-43	3	AG	3 X 40ml	HCL	—	6.20	VPH	B	
MW-43	4	AG	4 X 40 ml	HCL	—	6.26	6200 VOCs	B	
MW-43	1	T	1 X 250ml	HNO3	—	6.26	6010 Lead	B	

REMARKS:

MATERIAL CODES: AG = Amber Glass; CG = Clear Glass; PE = Polyethylene; PP = Polypropylene; S = Silicone; T = Teflon; O = Other (Specify)

SAMPLING EQUIPMENT CODES: APP = After Peristaltic Pump; B = Bailer; BP = Bladder Pump; ESP = Electric Submersible Pump; RFPP = Reverse Flow Peristaltic Pump; SM = Straw Method (Tubing Gravity Drain); O = Other (Specify)

NOTES: 1. **The above do not constitute all of the information required by Chapter 62-160, F.A.C.**
2. STABILIZATION CRITERIA FOR RANGE OF VARIATION OF LAST THREE CONSECUTIVE READINGS (SEE FS 2212, SECTION 3)

pH: ± 0.2 units **Temperature:** ± 0.2 °C **Specific Conductance:** ± 5% **Dissolved Oxygen:** all readings ≤ 20% saturation (see Table FS 2200-2); optionally, ± 0.2 mg/L or ± 10% (whichever is greater) **Turbidity:** all readings ≤ 20 NTU; optionally ± 5 NTU or ± 10% (whichever is greater)

Revision Date: February 12, 2009

Form FD 9000-24

GROUNDWATER SAMPLING LOG

SITE NAME: Colonial Pipeline - Emergency Respons	SITE LOCATION: Huntersville NC		
WELL NO: MW-44	SAMPLE ID: MW-44	DATE: 9-15-2020	

PURGING DATA

WELL DIAMETER (inches): 4.0	TUBING DIAMETER (inches): —	WELL SCREEN INTERVAL DEPTH: feet to feet	STATIC DEPTH TO WATER (feet): 32.69	PURGE PUMP TYPE OR BAILER: Bailer

WELL VOLUME PURGE: 1 WELL VOLUME = (TOTAL WELL DEPTH − STATIC DEPTH TO WATER) X WELL CAPACITY
(only fill out if applicable) 35.12 = (32.69 feet − 2.43 feet) X 0.653 gallons/foot = 1.58 gallons

EQUIPMENT VOLUME PURGE: 1 EQUIPMENT VOL. = PUMP VOLUME + (TUBING CAPACITY X TUBING LENGTH) + FLOW CELL VOLUME
(only fill out if applicable)
= gallons + (gallons/foot X feet) + gallons = gallons

INITIAL PUMP OR TUBING DEPTH IN WELL (feet):	FINAL PUMP OR TUBING DEPTH IN WELL (feet):	PURGING INITIATED AT:	PURGING ENDED AT:	TOTAL VOLUME PURGED (gallons):
—	—			

TIME	VOLUME PURGED (gallons)	CUMUL. VOLUME PURGED (gallons)	PURGE RATE (gpm)	DEPTH TO WATER (feet)	pH (standard units)	TEMP. (°C)	COND. (circle units) µmhos/cm or (µS/cm)	DISSOLVED OXYGEN (circle units) (mg/L) or % saturation	TURBIDITY (NTUs)	COLOR (describe)	ODOR (describe)
1100	Initial	initial	—	—	7.71	17.0	183.2	1.55	—	Clear	N
1105	1.58	2.0	—	DRY	7.76	17.4	198.1	3.54	—	Dk Brn	N

WELL CAPACITY (Gallons Per Foot): 0.75" = 0.02; 1" = 0.04; 1.25" = 0.06; 2" = 0.16; 3" = 0.37; 4" = 0.65; 5" = 1.02; 6" = 1.47; 12" = 5.88
TUBING INSIDE DIA. CAPACITY (Gal./Ft.): 1/8" = 0.0006; 3/16" = 0.0014; 1/4" = 0.0026; 5/16" = 0.004; 3/8" = 0.006; 1/2" = 0.010; 5/8" = 0.016

PURGING EQUIPMENT CODES: B = Bailer; BP = Bladder Pump; ESP = Electric Submersible Pump; PP = Peristaltic Pump; O = Other (Specify)

SAMPLING DATA

SAMPLED BY (PRINT) / AFFILIATION: Randy Morgan / AECOM	SAMPLER(S) SIGNATURE(S): Randy Morgan	SAMPLING INITIATED AT: 1325	SAMPLING ENDED AT: 1330
PUMP OR TUBING DEPTH IN WELL (feet): —	TUBING MATERIAL CODE: —	FIELD-FILTERED: Y (N) Filtration Equipment Type:	FILTER SIZE: ____ µm
FIELD DECONTAMINATION: PUMP Y N	TUBING (Y) N (replaced)	DUPLICATE: Y N	

SAMPLE CONTAINER SPECIFICATION				SAMPLE PRESERVATION					
SAMPLE ID CODE	# CONTAINERS	MATERIAL CODE	VOLUME	PRESERVATIVE USED	TOTAL VOL ADDED IN FIELD (mL)	FINAL pH	INTENDED ANALYSIS AND/OR METHOD	SAMPLING EQUIPMENT CODE	SAMPLE PUMP FLOW RATE (mL per minute)
MW-44	3	CG	3 X 40ml	Sodium Thiosulfate	—	7.76	504.1 EDB	B	
MW-44	3	AG	3 X 40ml	HCL	—	7.76	VPH	B	
MW-44	4	AG	4 X 40 ml	HCL	—	7.76	6200 VOCs	B	
MW-44	1	T	1 X 250ml	HNO3	—	7.76	6010 Lead	B	

REMARKS:

MATERIAL CODES: AG = Amber Glass; CG = Clear Glass; PE = Polyethylene; PP = Polypropylene; S = Silicone; T = Teflon; O = Other (Specify)

SAMPLING EQUIPMENT CODES: APP = After Peristaltic Pump; B = Bailer; BP = Bladder Pump; ESP = Electric Submersible Pump; RFPP = Reverse Flow Peristaltic Pump; SM = Straw Method (Tubing Gravity Drain); O = Other (Specify)

NOTES: 1. **The above do not constitute all of the information required by Chapter 62-160, F.A.C.**
2. STABILIZATION CRITERIA FOR RANGE OF VARIATION OF LAST THREE CONSECUTIVE READINGS (SEE FS 2212, SECTION 3)

pH: ± 0.2 units **Temperature:** ± 0.2 °C **Specific Conductance:** ± 5% **Dissolved Oxygen:** all readings ≤ 20% saturation (see Table FS 2200-2); optionally, ± 0.2 mg/L or ± 10% (whichever is greater) **Turbidity:** all readings ≤ 20 NTU; optionally ± 5 NTU or ± 10% (whichever is greater)

Revision Date: February 12, 2009

Form FD 9000-24

GROUNDWATER SAMPLING LOG

SITE NAME: 2020-L1-2448 Incident	SITE LOCATION: Huntersville, NC	
WELL NO: MW-44	SAMPLE ID: MW-44	DATE: 10/7/2020

PURGING DATA

WELL DIAMETER (inches): 4	TUBING DIAMETER (inches): NA	WELL SCREEN INTERVAL DEPTH: ? feet to ? feet	STATIC DEPTH TO WATER (feet): 32.57	PURGE PUMP TYPE OR BAILER: Bailer

WELL VOLUME PURGE: 1 WELL VOLUME = (TOTAL WELL DEPTH − STATIC DEPTH TO WATER) X WELL CAPACITY
(only fill out if applicable)
= (35 feet − 32.57 feet) X 0.653 gallons/foot = 1.6 gallons

EQUIPMENT VOLUME PURGE: 1 EQUIPMENT VOL. = PUMP VOLUME + (TUBING CAPACITY X TUBING LENGTH) + FLOW CELL VOLUME
(only fill out if applicable)
= gallons + (gallons/foot X feet) + gallons = gallons

INITIAL PUMP OR TUBING DEPTH IN WELL (feet):	FINAL PUMP OR TUBING DEPTH IN WELL (feet):	PURGING INITIATED AT:	PURGING ENDED AT:	TOTAL VOLUME PURGED (gallons):

TIME	VOLUME PURGED (gallons)	CUMUL. VOLUME PURGED (gallons)	PURGE RATE (gpm)	DEPTH TO WATER (feet)	pH (standard units)	TEMP. (°C)	COND. (circle units) µmhos/cm or mS/cm	DISSOLVED OXYGEN (circle units) mg/L or % saturation	TURBIDITY (NTUs)	COLOR (describe)	ODOR (describe)
1638	1.6	1.6	—	Dry	7.36	17.4	288.0	3.53	—	Brown	none

WELL CAPACITY (Gallons Per Foot): 0.75" = 0.02; 1" = 0.04; 1.25" = 0.06; 2" = 0.16; 3" = 0.37; 4" = 0.65; 5" = 1.02; 6" = 1.47; 12" = 5.88
TUBING INSIDE DIA. CAPACITY (Gal./Ft.): 1/8" = 0.0006; 3/16" = 0.0014; 1/4" = 0.0026; 5/16" = 0.004; 3/8" = 0.006; 1/2" = 0.010; 5/8" = 0.016

PURGING EQUIPMENT CODES: B = Bailer; BP = Bladder Pump; ESP = Electric Submersible Pump; PP = Peristaltic Pump; O = Other (Specify)

SAMPLING DATA

SAMPLED BY (PRINT) / AFFILIATION: Emily Love / AECOM	SAMPLER(S) SIGNATURE(S): Emily R. Love	SAMPLING INITIATED AT: 1638	SAMPLING ENDED AT:
PUMP OR TUBING DEPTH IN WELL (feet): —	TUBING MATERIAL CODE: ~~PE~~	FIELD-FILTERED: Y (N) Filtration Equipment Type:	FILTER SIZE: — µm
FIELD DECONTAMINATION: ~~PUMP~~ ~~Y~~ N	TUBING Y ~~N (replaced)~~	DUPLICATE: Y (N)	

SAMPLE CONTAINER SPECIFICATION				SAMPLE PRESERVATION			INTENDED ANALYSIS AND/OR METHOD	SAMPLING EQUIPMENT CODE	SAMPLE PUMP FLOW RATE (mL per minute)
SAMPLE ID CODE	# CONTAINERS	MATERIAL CODE	VOLUME	PRESERVATIVE USED	TOTAL VOL ADDED IN FIELD (mL)	FINAL pH			
	4	AG	40ml	HCL	40ml x 4	7.36	6200	B	—
	3	AG	40ml	HCL	40ml x 3		VPH		—
	~~3~~	~~CG~~	~~40ml~~	~~Na Thiosulfate~~	~~40ml x 3~~		~~EDB by 504.1~~		
	1	PE	250ml	HN03	250ml		Lead by 6010		—

REMARKS: MW-44 went dry after first reading.

MATERIAL CODES: AG = Amber Glass; CG = Clear Glass; PE = Polyethylene; PP = Polypropylene; S = Silicone; T = Teflon; O = Other (Specify)

SAMPLING EQUIPMENT CODES: APP = After Peristaltic Pump; B = Bailer; BP = Bladder Pump; ESP = Electric Submersible Pump; RFPP = Reverse Flow Peristaltic Pump; SM = Straw Method (Tubing Gravity Drain); O = Other (Specify)

NOTES: 1. **The above do not constitute all of the information required by Chapter 62-160, F.A.C.**

2. STABILIZATION CRITERIA FOR RANGE OF VARIATION OF LAST THREE CONSECUTIVE READINGS (SEE FS 2212, SECTION 3)

pH: ± 0.2 units **Temperature:** ± 0.2 °C **Specific Conductance:** ± 5% **Dissolved Oxygen:** all readings ≤ 20% saturation (see Table FS 2200-2); optionally, ± 0.2 mg/L or ± 10% (whichever is greater) **Turbidity:** all readings ≤ 20 NTU; optionally ± 5 NTU or ± 10% (whichever is greater)

Revision Date: February 12, 2009

Form FD 9000-24

GROUNDWATER SAMPLING LOG

SITE NAME: Colonial Pipeline - Emergency Respons	SITE LOCATION: Huntersville NC	
WELL NO: MW-45	SAMPLE ID: MW-45	DATE: 9-15-2020

PURGING DATA

WELL DIAMETER (inches): 4.01	TUBING DIAMETER (inches): —	WELL SCREEN INTERVAL DEPTH: feet to feet	STATIC DEPTH TO WATER (feet): 35.35	PURGE PUMP TYPE OR BAILER: Bailer

WELL VOLUME PURGE: 1 WELL VOLUME = (TOTAL WELL DEPTH − STATIC DEPTH TO WATER) X WELL CAPACITY
(only fill out if applicable) 52.40 = (35.35 feet − 17.05 feet) X 0.653 gallons/foot = 11.13 gallons

EQUIPMENT VOLUME PURGE: 1 EQUIPMENT VOL. = PUMP VOLUME + (TUBING CAPACITY X TUBING LENGTH) + FLOW CELL VOLUME
(only fill out if applicable)
= gallons + (gallons/foot X feet) + gallons = gallons

INITIAL PUMP OR TUBING DEPTH IN WELL (feet): —	FINAL PUMP OR TUBING DEPTH IN WELL (feet): —	PURGING INITIATED AT:	PURGING ENDED AT:	TOTAL VOLUME PURGED (gallons):

TIME	VOLUME PURGED (gallons)	CUMUL. VOLUME PURGED (gallons)	PURGE RATE (gpm)	DEPTH TO WATER (feet)	pH (standard units)	TEMP. (°C)	COND: (circle units) µmhos/cm or µS/cm	DISSOLVED OXYGEN (circle units) mg/L or % saturation	TURBIDITY (NTUs)	COLOR (describe)	ODOR (describe)
1030	Initial	Initial	—	—	6.76	18.7	142.5	2.78	Clear	Clear	N
1038	11.13	11.13	—	—	6.41	18.2	159.4	3.69	—	OK Brn	N
1045	11.13	16.0	—	DRY	6.40	18.1	160.5	5.01	—	OK Brn	N

WELL CAPACITY (Gallons Per Foot): 0.75" = 0.02; 1" = 0.04; 1.25" = 0.06; 2" = 0.16; 3" = 0.37; 4" = 0.65; 5" = 1.02; 6" = 1.47; 12" = 5.88
TUBING INSIDE DIA. CAPACITY (Gal./Ft.): 1/8" = 0.0006; 3/16" = 0.0014; 1/4" = 0.0026; 5/16" = 0.004; 3/8" = 0.006; 1/2" = 0.010; 5/8" = 0.016

PURGING EQUIPMENT CODES: B = Bailer; BP = Bladder Pump; ESP = Electric Submersible Pump; PP = Peristaltic Pump; O = Other (Specify)

SAMPLING DATA

SAMPLED BY (PRINT) / AFFILIATION: Randy Morgan / AECOM	SAMPLER(S) SIGNATURE(S): Randy Morgan	SAMPLING INITIATED AT: 1355	SAMPLING ENDED AT: 1400
PUMP OR TUBING DEPTH IN WELL (feet): —	TUBING MATERIAL CODE: —	FIELD-FILTERED: Y (N) Filtration Equipment Type:	FILTER SIZE: ____ µm
FIELD DECONTAMINATION: PUMP Y N	TUBING Y N (replaced)	DUPLICATE: Y N	

SAMPLE CONTAINER SPECIFICATION				SAMPLE PRESERVATION					
SAMPLE ID CODE	# CONTAINERS	MATERIAL CODE	VOLUME	PRESERVATIVE USED	TOTAL VOL ADDED IN FIELD (mL)	FINAL pH	INTENDED ANALYSIS AND/OR METHOD	SAMPLING EQUIPMENT CODE	SAMPLE PUMP FLOW RATE (mL per minute)
MW-45	3	CG	3X 40ml	Sodium Thiosulfate	—	6.40	504.1 EDB	B	
MW-45	3	AG	3X40ml	HCL	—	6.40	VPH	B	
MW-45	4	AG	4X40ml	HCL	—	6.40	6200 VOCs	B	
MW-45	1	T	1X250ml	HNO3	—	6.40	6010 Lead	B	

REMARKS:

MATERIAL CODES: AG = Amber Glass; CG = Clear Glass; PE = Polyethylene; PP = Polypropylene; S = Silicone; T = Teflon; O = Other (Specify)

SAMPLING EQUIPMENT CODES: APP = After Peristaltic Pump; B = Bailer; BP = Bladder Pump; ESP = Electric Submersible Pump; RFPP = Reverse Flow Peristaltic Pump; SM = Straw Method (Tubing Gravity Drain); O = Other (Specify)

NOTES: 1. **The above do not constitute all of the information required by Chapter 62-160, F.A.C.**
2. STABILIZATION CRITERIA FOR RANGE OF VARIATION OF LAST THREE CONSECUTIVE READINGS (SEE FS 2212, SECTION 3)

pH: ± 0.2 units **Temperature:** ± 0.2 °C **Specific Conductance:** ± 5% **Dissolved Oxygen:** all readings ≤ 20% saturation (see Table FS 2200-2); optionally, ± 0.2 mg/L or ± 10% (whichever is greater) **Turbidity:** all readings ≤ 20 NTU; optionally ± 5 NTU or ± 10% (whichever is greater)

Revision Date: February 12, 2009

Form FD 9000-24

GROUNDWATER SAMPLING LOG

SITE NAME: 2020-L1-2448 Incident	SITE LOCATION: Huntersville, NC	
WELL NO: MW-45	SAMPLE ID: MW-45	DATE: 10/7/2020

PURGING DATA

WELL DIAMETER (inches): 4	TUBING DIAMETER (inches): 0.25	WELL SCREEN INTERVAL DEPTH: 10 feet to 40 feet	STATIC DEPTH TO WATER (feet): 36.06	PURGE PUMP TYPE OR BAILER: monsoon pump

WELL VOLUME PURGE: 1 WELL VOLUME = (TOTAL WELL DEPTH − STATIC DEPTH TO WATER) X WELL CAPACITY
(only fill out if applicable)
= (50 feet − 36.06 feet) X 0.653 gallons/foot = 9.1 gallons

EQUIPMENT VOLUME PURGE: 1 EQUIPMENT VOL. = PUMP VOLUME + (TUBING CAPACITY X TUBING LENGTH) + FLOW CELL VOLUME
(only fill out if applicable)
= gallons + (gallons/foot X feet) + gallons = gallons

INITIAL PUMP OR TUBING DEPTH IN WELL (feet): 45	FINAL PUMP OR TUBING DEPTH IN WELL (feet): 45	PURGING INITIATED AT: 1412	PURGING ENDED AT:	TOTAL VOLUME PURGED (gallons):

TIME	VOLUME PURGED (gallons)	CUMUL. VOLUME PURGED (gallons)	PURGE RATE (gpm)	DEPTH TO WATER (feet)	pH (standard units)	TEMP. (°C)	COND. (circle units) µmhos/cm or (µS/cm)	DISSOLVED OXYGEN (circle units) (mg/L) or % saturation	TURBIDITY (NTUs)	COLOR (describe)	ODOR (describe)
1440	9.1	9.1	0.33	41.94	6.47	17.7	239.8	1.22	—	clear	none
1508	9.1	18.2	0.33	42.07	6.49	17.9	245.2	1.81	—	clear	none
1536	9.1	27.3	0.33	42.19	6.41	17.7	251.6	1.98	—	clear	none

WELL CAPACITY (Gallons Per Foot): 0.75" = 0.02; 1" = 0.04; 1.25" = 0.06; 2" = 0.16; 3" = 0.37; 4" = 0.65; 5" = 1.02; 6" = 1.47; 12" = 5.88
TUBING INSIDE DIA. CAPACITY (Gal./Ft.): 1/8" = 0.0006; 3/16" = 0.0014; 1/4" = 0.0026; 5/16" = 0.004; 3/8" = 0.006; 1/2" = 0.010; 5/8" = 0.016

PURGING EQUIPMENT CODES: B = Bailer; BP = Bladder Pump; ESP = Electric Submersible Pump; PP = Peristaltic Pump; O = Other (Specify)

SAMPLING DATA

SAMPLED BY (PRINT) / AFFILIATION: Emily Love / AECOM	SAMPLER(S) SIGNATURE(S): Emily R. Love	SAMPLING INITIATED AT: 1536	SAMPLING ENDED AT: 1546
PUMP OR TUBING DEPTH IN WELL (feet): 45	TUBING MATERIAL CODE: PE	FIELD-FILTERED: Y (N) Filtration Equipment Type: —	FILTER SIZE: — µm
FIELD DECONTAMINATION: PUMP (Y) N	TUBING Y (N replaced)	DUPLICATE: (Y) N	

SAMPLE CONTAINER SPECIFICATION				SAMPLE PRESERVATION					
SAMPLE ID CODE	# CONTAINERS	MATERIAL CODE	VOLUME	PRESERVATIVE USED	TOTAL VOL ADDED IN FIELD (mL)	FINAL pH	INTENDED ANALYSIS AND/OR METHOD	SAMPLING EQUIPMENT CODE	SAMPLE PUMP FLOW RATE (mL per minute)
	4	AG	40ml	HCL	40ml x 4	6.41	6200	ESP	0.33
	3	AG	40ml	HCL	40ml x 3		VPH		
~~—~~	~~3~~	~~CG~~	~~40ml~~	~~Na Thiosulfate~~	~~40ml x 3~~		~~EDB by 504.1~~		
	1	PE	250ml	HN03	250ml		Lead by 6010		

REMARKS: MS/MSD

MATERIAL CODES: AG = Amber Glass; CG = Clear Glass; PE = Polyethylene; PP = Polypropylene; S = Silicone; T = Teflon; O = Other (Specify)

SAMPLING EQUIPMENT CODES: APP = After Peristaltic Pump; B = Bailer; BP = Bladder Pump; ESP = Electric Submersible Pump; RFPP = Reverse Flow Peristaltic Pump; SM = Straw Method (Tubing Gravity Drain); O = Other (Specify)

NOTES: 1. **The above do not constitute all of the information required by Chapter 62-160, F.A.C.**

2. STABILIZATION CRITERIA FOR RANGE OF VARIATION OF LAST THREE CONSECUTIVE READINGS (SEE FS 2212, SECTION 3)

pH: ± 0.2 units **Temperature:** ± 0.2 °C **Specific Conductance:** ± 5% **Dissolved Oxygen:** all readings ≤ 20% saturation (see Table FS 2200-2); optionally, ± 0.2 mg/L or ± 10% (whichever is greater) **Turbidity:** all readings ≤ 20 NTU; optionally ± 5 NTU or ± 10% (whichever is greater)

Revision Date: February 12, 2009

Form FD 9000-24

GROUNDWATER SAMPLING LOG

SITE NAME: Colonial Pipeline - Emergency Respons	SITE LOCATION: Huntersville NC	
WELL NO: MW-46	SAMPLE ID: MW-46	DATE: 9-15-2020

PURGING DATA

WELL DIAMETER (inches): 4.0	TUBING DIAMETER (inches): —	WELL SCREEN INTERVAL DEPTH: feet to feet	STATIC DEPTH TO WATER (feet): 31.71	PURGE PUMP TYPE OR BAILER: Bailer

WELL VOLUME PURGE: 1 WELL VOLUME = (TOTAL WELL DEPTH – STATIC DEPTH TO WATER) X WELL CAPACITY
(only fill out if applicable) 43.07 = (31.71 feet – 11.36 feet) X 0.083 gallons/foot = 3.94 gallons

EQUIPMENT VOLUME PURGE: 1 EQUIPMENT VOL. = PUMP VOLUME + (TUBING CAPACITY X TUBING LENGTH) + FLOW CELL VOLUME
(only fill out if applicable)
= gallons + (gallons/foot X feet) + gallons = gallons

INITIAL PUMP OR TUBING DEPTH IN WELL (feet):	FINAL PUMP OR TUBING DEPTH IN WELL (feet):	PURGING INITIATED AT: 0942	PURGING ENDED AT: 1005	TOTAL VOLUME PURGED (gallons): 9
—	—			

TIME	VOLUME PURGED (gallons)	CUMUL. VOLUME PURGED (gallons)	PURGE RATE (gpm)	DEPTH TO WATER (feet)	pH (standard units)	TEMP. (°C)	COND. (circle units) µmhos/cm or µS/cm	DISSOLVED OXYGEN (circle units) mg/L or % saturation	TURBIDITY (NTUs)	COLOR (describe)	ODOR (describe)
0942	Initial	—	—	—	6.66	18.3	92.9	4.23	—	Lt Brn	N
0945	3.94	3.94	—	—	6.56	18.2	92.9	3.28	—	DK Brown	N
0958	3.94	7.88	—	—	6.46	18.3	98.1	3.64	—	DK Brown	N
1005	3.94	9.0	—	Dry	6.51	17.8	100.0	5.72	—	DK Orange	N

WELL CAPACITY (Gallons Per Foot): 0.75" = 0.02; 1" = 0.04; 1.25" = 0.06; 2" = 0.16; 3" = 0.37; 4" = 0.65; 5" = 1.02; 6" = 1.47; 12" = 5.88
TUBING INSIDE DIA. CAPACITY (Gal./Ft.): 1/8" = 0.0006; 3/16" = 0.0014; 1/4" = 0.0026; 5/16" = 0.004; 3/8" = 0.006; 1/2" = 0.010; 5/8" = 0.016
PURGING EQUIPMENT CODES: B = Bailer; BP = Bladder Pump; ESP = Electric Submersible Pump; PP = Peristaltic Pump; O = Other (Specify)

SAMPLING DATA

SAMPLED BY (PRINT) / AFFILIATION: Randy Morgan / AECOM	SAMPLER(S) SIGNATURE(S): Randy Morgan	SAMPLING INITIATED AT: 1500	SAMPLING ENDED AT: 1505
PUMP OR TUBING DEPTH IN WELL (feet): —	TUBING MATERIAL CODE: —	FIELD-FILTERED: Y (N) Filtration Equipment Type:	FILTER SIZE: ___ µm
FIELD DECONTAMINATION: PUMP Y N	TUBING (Y) N (replaced)	DUPLICATE: Y N	

SAMPLE CONTAINER SPECIFICATION				SAMPLE PRESERVATION					
SAMPLE ID CODE	# CONTAINERS	MATERIAL CODE	VOLUME	PRESERVATIVE USED	TOTAL VOL ADDED IN FIELD (mL)	FINAL pH	INTENDED ANALYSIS AND/OR METHOD	SAMPLING EQUIPMENT CODE	SAMPLE PUMP FLOW RATE (mL per minute)
MW-46	3	CG	3X40ml	Sodium Thiosulfate	—	6.51	504.1 EDB	B	
MW-46	3	AG	3X40ml	HCL	—	6.51	VPH	B	
MW-46	4	AG	4X40ml	HCL	—	6.51	6200 VOCs	B	
MW-46	1	T	1X250ml	HNO3	—	6.51	6010 Lead	B	

REMARKS:

MATERIAL CODES: AG = Amber Glass; CG = Clear Glass; PE = Polyethylene; PP = Polypropylene; S = Silicone; T = Teflon; O = Other (Specify)

SAMPLING EQUIPMENT CODES: APP = After Peristaltic Pump; B = Bailer; BP = Bladder Pump; ESP = Electric Submersible Pump; RFPP = Reverse Flow Peristaltic Pump; SM = Straw Method (Tubing Gravity Drain); O = Other (Specify)

NOTES: 1. **The above do not constitute all of the information required by Chapter 62-160, F.A.C.**
2. STABILIZATION CRITERIA FOR RANGE OF VARIATION OF LAST THREE CONSECUTIVE READINGS (SEE FS 2212, SECTION 3)

pH: ± 0.2 units **Temperature:** ± 0.2 °C **Specific Conductance:** ± 5% **Dissolved Oxygen:** all readings ≤ 20% saturation (see Table FS 2200-2); optionally, ± 0.2 mg/L or ± 10% (whichever is greater) **Turbidity:** all readings ≤ 20 NTU; optionally ± 5 NTU or ± 10% (whichever is greater)

Revision Date: February 12, 2009

Form FD 9000-24

GROUNDWATER SAMPLING LOG

SITE NAME: Colonial Pipeline - Emergency Response	SITE LOCATION: Huntersville NC	
WELL NO: MW-47	SAMPLE ID: MW-47	DATE: 9-15-2020

PURGING DATA

WELL DIAMETER (inches):	TUBING DIAMETER (inches):	WELL SCREEN INTERVAL DEPTH: feet to feet	STATIC DEPTH TO WATER (feet):	PURGE PUMP TYPE OR BAILER:
4.0			30.78	Bailer

WELL VOLUME PURGE: 1 WELL VOLUME = (TOTAL WELL DEPTH − STATIC DEPTH TO WATER) X WELL CAPACITY
(only fill out if applicable) 31.68 = (30.78 feet − 0.90 feet) X 0.58 gallons/foot = 1.76 gallons

EQUIPMENT VOLUME PURGE: 1 EQUIPMENT VOL. = PUMP VOLUME + (TUBING CAPACITY X TUBING LENGTH) + FLOW CELL VOLUME
(only fill out if applicable)
= gallons + (gallons/foot X feet) + gallons = gallons

INITIAL PUMP OR TUBING DEPTH IN WELL (feet):	FINAL PUMP OR TUBING DEPTH IN WELL (feet):	PURGING INITIATED AT:	PURGING ENDED AT:	TOTAL VOLUME PURGED (gallons):
—	—			

TIME	VOLUME PURGED (gallons)	CUMUL. VOLUME PURGED (gallons)	PURGE RATE (gpm)	DEPTH TO WATER (feet)	pH (standard units)	TEMP. (°C)	COND: (circle units) µmhos/cm or µS/cm	DISSOLVED OXYGEN (circle units) mg/L or % saturation	TURBIDITY (NTUs)	COLOR (describe)	ODOR (describe)
0925	Initial	—	—	—	7.19	17.6	1056	3.60	Hazy	Light Brn	N
	.90	.90		DRY					—		
	0.90								—		

WELL CAPACITY (Gallons Per Foot): 0.75" = 0.02; 1" = 0.04; 1.25" = 0.06; 2" = 0.16; 3" = 0.37; 4" = 0.65; 5" = 1.02; 6" = 1.47; 12" = 5.88
TUBING INSIDE DIA. CAPACITY (Gal./Ft.): 1/8" = 0.0006; 3/16" = 0.0014; 1/4" = 0.0026; 5/16" = 0.004; 3/8" = 0.006; 1/2" = 0.010; 5/8" = 0.016

PURGING EQUIPMENT CODES: B = Bailer; BP = Bladder Pump; ESP = Electric Submersible Pump; PP = Peristaltic Pump; O = Other (Specify)

SAMPLING DATA

SAMPLED BY (PRINT) / AFFILIATION:	SAMPLER(S) SIGNATURE(S):	SAMPLING INITIATED AT:	SAMPLING ENDED AT:
Randy Morgan / AECOM	Randy Morgan	1520	1525

PUMP OR TUBING DEPTH IN WELL (feet):	TUBING MATERIAL CODE:	FIELD-FILTERED: Y (N) Filtration Equipment Type:	FILTER SIZE: ____ µm
—			

FIELD DECONTAMINATION: PUMP Y N TUBING Y N (replaced) DUPLICATE: Y N

SAMPLE CONTAINER SPECIFICATION				SAMPLE PRESERVATION					
SAMPLE ID CODE	# CONTAINERS	MATERIAL CODE	VOLUME	PRESERVATIVE USED	TOTAL VOL ADDED IN FIELD (mL)	FINAL pH	INTENDED ANALYSIS AND/OR METHOD	SAMPLING EQUIPMENT CODE	SAMPLE PUMP FLOW RATE (mL per minute)
MW-47	3	CG	3 X 40ml	Sodium Thiosulfate	—	7.19	504.1 EDB	B	
MW-47	3	AG	3 X 40ml	HCL	—	7.19	VPH	B	
MW-47	4	AG	4 X 40ml	HCL	—	7.19	6200 VOCs	B	
MW-47	1	T	1 X 250ml	HNO3	—	7.19	6010 Lead	B	

REMARKS:

MATERIAL CODES: AG = Amber Glass; CG = Clear Glass; PE = Polyethylene; PP = Polypropylene; S = Silicone; T = Teflon; O = Other (Specify)

SAMPLING EQUIPMENT CODES: APP = After Peristaltic Pump; B = Bailer; BP = Bladder Pump; ESP = Electric Submersible Pump; RFPP = Reverse Flow Peristaltic Pump; SM = Straw Method (Tubing Gravity Drain); O = Other (Specify)

NOTES: 1. **The above do not constitute all of the information required by Chapter 62-160, F.A.C.**
2. STABILIZATION CRITERIA FOR RANGE OF VARIATION OF LAST THREE CONSECUTIVE READINGS (SEE FS 2212, SECTION 3)

pH: ± 0.2 units **Temperature:** ± 0.2 °C **Specific Conductance:** ± 5% **Dissolved Oxygen:** all readings ≤ 20% saturation (see Table FS 2200-2); optionally, ± 0.2 mg/L or ± 10% (whichever is greater) **Turbidity:** all readings ≤ 20 NTU; optionally ± 5 NTU or ± 10% (whichever is greater)

Revision Date: February 12, 2009

Form FD 9000-24

GROUNDWATER SAMPLING LOG

SITE NAME: Emergency Response CPC		SITE LOCATION: Huntersville, NC	
WELL NO: MW-48	SAMPLE ID: MW-48		DATE: 9/18/2020

PURGING DATA

WELL DIAMETER (inches): 4"	TUBING DIAMETER (inches):	WELL SCREEN INTERVAL DEPTH: feet to feet	STATIC DEPTH TO WATER (feet): 33.44	PURGE PUMP TYPE OR BAILER: B 4"

WELL VOLUME PURGE: 1 WELL VOLUME = (TOTAL WELL DEPTH – STATIC DEPTH TO WATER) X WELL CAPACITY
(only fill out if applicable)
= (feet – feet) X gallons/foot = gallons

EQUIPMENT VOLUME PURGE: 1 EQUIPMENT VOL. = PUMP VOLUME + (TUBING CAPACITY X TUBING LENGTH) + FLOW CELL VOLUME
(only fill out if applicable)
= gallons + (gallons/foot X feet) + gallons = gallons

INITIAL PUMP OR TUBING DEPTH IN WELL (feet):	FINAL PUMP OR TUBING DEPTH IN WELL (feet):	PURGING INITIATED AT:	PURGING ENDED AT:	TOTAL VOLUME PURGED (gallons):
—	—			

TIME	VOLUME PURGED (gallons)	CUMUL. VOLUME PURGED (gallons)	PURGE RATE (gpm)	DEPTH TO WATER (feet)	pH (standard units)	TEMP. (°C)	COND. (circle units) µmhos/cm or µS/cm	DISSOLVED OXYGEN (circle units) mg/l or % saturation	TURBIDITY (NTUs)	COLOR (describe)	ODOR (describe)
1030	Initial	Initial	—	—	6.78	17.2	315.0	5.83	—	Very Cloudy	None
1109	25	25	—	—	6.7	16.2	241.2	6.50	—	V cloudy	slow
1112	42	42	—	—	6.22	16.5	210.9	6.61	—	V Cloudy	None
1120	48	48	—	—	6.14	16.9	211.9	5.84	—	V Cloudy	None
		Total of ~150 gal removed before sampling									

WELL CAPACITY (Gallons Per Foot): 0.75" = 0.02; 1" = 0.04; 1.25" = 0.06; 2" = 0.16; 3" = 0.37; 4" = 0.65; 5" = 1.02; 6" = 1.47; 12" = 5.88
TUBING INSIDE DIA. CAPACITY (Gal./Ft.): 1/8" = 0.0006; 3/16" = 0.0014; 1/4" = 0.0026; 5/16" = 0.004; 3/8" = 0.006; 1/2" = 0.010; 5/8" = 0.016

PURGING EQUIPMENT CODES: B = Bailer; BP = Bladder Pump; ESP = Electric Submersible Pump; PP = Peristaltic Pump; O = Other (Specify)

SAMPLING DATA

SAMPLED BY (PRINT) / AFFILIATION: Shaun McGuire AECOM	SAMPLER(S) SIGNATURE(S):	SAMPLING INITIATED AT: 1435	SAMPLING ENDED AT: 1445
PUMP OR TUBING DEPTH IN WELL (feet):	TUBING MATERIAL CODE:	FIELD-FILTERED: Y N Filtration Equipment Type:	FILTER SIZE: ____ µm
FIELD DECONTAMINATION: PUMP Y N	TUBING Y N (replaced)	DUPLICATE: Y N	

SAMPLE CONTAINER SPECIFICATION				SAMPLE PRESERVATION					
SAMPLE ID CODE	# CONTAINERS	MATERIAL CODE	VOLUME	PRESERVATIVE USED	TOTAL VOL ADDED IN FIELD (mL)	FINAL pH	INTENDED ANALYSIS AND/OR METHOD	SAMPLING EQUIPMENT CODE	SAMPLE PUMP FLOW RATE (mL per minute)
	3	CG	3x40mL	Sodium Thiosulfate	—		504.1 EDB	B	
	3	AG	3x40mL	HCL	—		VOH	B	
	4	AG	4x40mL	HCL	—		6200 VOC	B	
	1	T	1x250mL	HNO_3	—		6010 Lead	B	

REMARKS:

MATERIAL CODES: AG = Amber Glass; CG = Clear Glass; PE = Polyethylene; PP = Polypropylene; S = Silicone; T = Teflon; O = Other (Specify)

SAMPLING EQUIPMENT CODES: APP = After Peristaltic Pump; B = Bailer; BP = Bladder Pump; ESP = Electric Submersible Pump; RFPP = Reverse Flow Peristaltic Pump; SM = Straw Method (Tubing Gravity Drain); O = Other (Specify)

NOTES: 1. **The above do not constitute all of the information required by Chapter 62-160, F.A.C.**
2. STABILIZATION CRITERIA FOR RANGE OF VARIATION OF LAST THREE CONSECUTIVE READINGS (SEE FS 2212, SECTION 3)

pH: ± 0.2 units **Temperature:** ± 0.2 °C **Specific Conductance:** ± 5% **Dissolved Oxygen:** all readings ≤ 20% saturation (see Table FS 2200-2); optionally, ± 0.2 mg/L or ± 10% (whichever is greater) **Turbidity:** all readings ≤ 20 NTU; optionally ± 5 NTU or ± 10% (whichever is greater)

Revision Date: February 12, 2009

Form FD 9000-24

GROUNDWATER SAMPLING LOG

SITE NAME:	2020-L1-2448 incident	SITE LOCATION:	Huntsville, NC
WELL NO:	MW-49	SAMPLE ID:	MW-49
DATE:	9/22/20		

PURGING DATA

WELL DIAMETER (inches):	TUBING DIAMETER (inches):	WELL SCREEN INTERVAL DEPTH: – feet to 55.52 feet	STATIC DEPTH TO WATER (feet):	PURGE PUMP TYPE OR BAILER:
0			33.60	Pump / bailer

WELL VOLUME PURGE: 1 WELL VOLUME = (TOTAL WELL DEPTH – STATIC DEPTH TO WATER) X WELL CAPACITY
(only fill out if applicable)
= (55 feet – 33.6 feet) X 0.65 gallons/foot = 14.2 gallons

EQUIPMENT VOLUME PURGE: 1 EQUIPMENT VOL. = PUMP VOLUME + (TUBING CAPACITY X TUBING LENGTH) + FLOW CELL VOLUME
(only fill out if applicable)
= gallons + (gallons/foot X feet) + gallons = gallons

INITIAL PUMP OR TUBING DEPTH IN WELL (feet):	FINAL PUMP OR TUBING DEPTH IN WELL (feet):	PURGING INITIATED AT:	PURGING ENDED AT:	TOTAL VOLUME PURGED (gallons):
—	—	1615		

TIME	VOLUME PURGED (gallons)	CUMUL. VOLUME PURGED (gallons)	PURGE RATE (gpm)	DEPTH TO WATER (feet)	pH (standard units)	TEMP. (°C)	COND. (circle units) µmhos/cm or µS/cm	DISSOLVED OXYGEN (circle units) mg/L or % saturation	TURBIDITY (NTUs)	COLOR (describe)	ODOR (describe)
1620	15	15	3	–	6.46	17.4	280.4	3.14	–	Clear	
1625	15	30	3		6.00	17.4	191.5	3.62	–	Clear	
1630	15	45	3		6.18	18.0	189.2	4.39	–	Clear	

WELL CAPACITY (Gallons Per Foot): 0.75" = 0.02; 1" = 0.04; 1.25" = 0.06; 2" = 0.16; 3" = 0.37; 4" = 0.65; 5" = 1.02; 6" = 1.47; 12" = 5.88
TUBING INSIDE DIA. CAPACITY (Gal./Ft.): 1/8" = 0.0006; 3/16" = 0.0014; 1/4" = 0.0026; 5/16" = 0.004; 3/8" = 0.006; 1/2" = 0.010; 5/8" = 0.016

PURGING EQUIPMENT CODES: B = Bailer; BP = Bladder Pump; ESP = Electric Submersible Pump; PP = Peristaltic Pump; O = Other (Specify)

SAMPLING DATA

SAMPLED BY (PRINT) / AFFILIATION:	SAMPLER(S) SIGNATURE(S):	SAMPLING INITIATED AT:	SAMPLING ENDED AT:
A. Wrasky		1700	1705

PUMP OR TUBING DEPTH IN WELL (feet):	TUBING MATERIAL CODE:	FIELD-FILTERED: Y N Filtration Equipment Type:	FILTER SIZE: ____ µm
—			

FIELD DECONTAMINATION: PUMP Y N TUBING Y N (replaced) DUPLICATE: Y (N)

SAMPLE CONTAINER SPECIFICATION				SAMPLE PRESERVATION					
SAMPLE ID CODE	# CONTAINERS	MATERIAL CODE	VOLUME	PRESERVATIVE USED	TOTAL VOL ADDED IN FIELD (mL)	FINAL pH	INTENDED ANALYSIS AND/OR METHOD	SAMPLING EQUIPMENT CODE	SAMPLE PUMP FLOW RATE (mL per minute)
MW-49	4	AG	40	HCl	160 ~~240 mL~~	—	8260	B	—
	3	AG	40	HCl	120 mL	—	VPH		—
	3	CG	40	NaOH	120 mL	—	EDB		—
	1	PE	250	HNO_3	250 mL	—	Lead		—

REMARKS: Pump Failed, Sampled with bailer

MATERIAL CODES: AG = Amber Glass; CG = Clear Glass; PE = Polyethylene; PP = Polypropylene; S = Silicone; T = Teflon; O = Other (Specify)

SAMPLING EQUIPMENT CODES: APP = After Peristaltic Pump; B = Bailer; BP = Bladder Pump; ESP = Electric Submersible Pump; RFPP = Reverse Flow Peristaltic Pump; SM = Straw Method (Tubing Gravity Drain); O = Other (Specify)

NOTES: 1. **The above do not constitute all of the information required by Chapter 62-160, F.A.C.**

2. STABILIZATION CRITERIA FOR RANGE OF VARIATION OF LAST THREE CONSECUTIVE READINGS (SEE FS 2212, SECTION 3)

pH: ± 0.2 units **Temperature:** ± 0.2 °C **Specific Conductance:** ± 5% **Dissolved Oxygen:** all readings ≤ 20% saturation (see Table FS 2200-2); optionally, ± 0.2 mg/L or ± 10% (whichever is greater) **Turbidity:** all readings ≤ 20 NTU; optionally ± 5 NTU or ± 10% (whichever is greater)

Revision Date: February 12, 2009

Form FD 9000-24

GROUNDWATER SAMPLING LOG

SITE NAME: 2020-L1-2448 Incident	SITE LOCATION: Huntersville, NC	
WELL NO: MW-49	SAMPLE ID: MW-49	DATE: 10/07/20

PURGING DATA

WELL DIAMETER (inches):	TUBING DIAMETER (inches):	WELL SCREEN INTERVAL DEPTH: feet to feet	STATIC DEPTH TO WATER (feet):	PURGE PUMP TYPE OR BAILER: Monsoon

WELL VOLUME PURGE: 1 WELL VOLUME = (TOTAL WELL DEPTH − STATIC DEPTH TO WATER) X WELL CAPACITY
(only fill out if applicable)
= (55.52 feet − 33.67 feet) X 0.65 gallons/foot = 14.2 gallons

EQUIPMENT VOLUME PURGE: 1 EQUIPMENT VOL. = PUMP VOLUME + (TUBING CAPACITY X TUBING LENGTH) + FLOW CELL VOLUME
(only fill out if applicable)
= gallons + (gallons/foot X feet) + gallons = gallons

INITIAL PUMP OR TUBING DEPTH IN WELL (feet): ~48ft	FINAL PUMP OR TUBING DEPTH IN WELL (feet):	PURGING INITIATED AT: 1330	PURGING ENDED AT:	TOTAL VOLUME PURGED (gallons):

TIME	VOLUME PURGED (gallons)	CUMUL. VOLUME PURGED (gallons)	PURGE RATE (gpm)	DEPTH TO WATER (feet)	pH (standard units)	TEMP. (°C)	COND. (circle units) µmhos/cm or µS/cm	DISSOLVED OXYGEN (circle units) mg/L or % saturation	TURBIDITY (NTUs)	COLOR (describe)	ODOR (describe)
~~1340~~ 1345	14.2	14.2	1.40	38.47	6.27	16.5	0.232	6.72	–	Clear	No odor
1350	14.2	28.4	1.40	37.31	6.25	16.6	0.222	6.04	–	"	"
1420	14.2	42.6	0.47	34.78	6.26	16.7	0.224	6.04	–	"	"

WELL CAPACITY (Gallons Per Foot): 0.75" = 0.02; 1" = 0.04; 1.25" = 0.06; 2" = 0.16; 3" = 0.37; (4") = 0.65; 5" = 1.02; 6" = 1.47; 12" = 5.88
TUBING INSIDE DIA. CAPACITY (Gal./Ft.): 1/8" = 0.0006; 3/16" = 0.0014; 1/4" = 0.0026; 5/16" = 0.004; (3/8") = 0.006; 1/2" = 0.010; 5/8" = 0.016

PURGING EQUIPMENT CODES: B = Bailer; BP = Bladder Pump; (ESP) = Electric Submersible Pump; PP = Peristaltic Pump; O = Other (Specify)

SAMPLING DATA

Time on bottles

SAMPLED BY (PRINT) / AFFILIATION: Grant Palm AECOM Geo	SAMPLER(S) SIGNATURE(S):	SAMPLING INITIATED AT: 1420	SAMPLING ENDED AT:
PUMP OR TUBING DEPTH IN WELL (feet): ~48ft	TUBING MATERIAL CODE:	FIELD-FILTERED: Y (N) Filtration Equipment Type:	FILTER SIZE: ____ µm
FIELD DECONTAMINATION: PUMP (Y) N	TUBING Y N (replaced)	DUPLICATE: Y (N)	

SAMPLE CONTAINER SPECIFICATION				SAMPLE PRESERVATION					
SAMPLE ID CODE	# CONTAINERS	MATERIAL CODE	VOLUME	PRESERVATIVE USED	TOTAL VOL ADDED IN FIELD (mL)	FINAL pH	INTENDED ANALYSIS AND/OR METHOD	SAMPLING EQUIPMENT CODE	SAMPLE PUMP FLOW RATE (mL per minute)
MW-49	4	AG	40ml	HCL	40ml x 4		6200		
"	3	AG	40ml	HCL	40ml x 3		VPH		
"	~~8~~	~~CG~~	~~40ml~~	~~Na-Thiosulfate~~	~~40ml x 8~~		~~EDB by 504~~.1		
"	1	PE	250ml	HN03	250ml		Lead by 6010		

REMARKS: Turned down purge rate after 28.4 gal

MATERIAL CODES: AG = Amber Glass; CG = Clear Glass; PE = Polyethylene; PP = Polypropylene; S = Silicone; T = Teflon; O = Other (Specify)

SAMPLING EQUIPMENT CODES: APP = After Peristaltic Pump; B = Bailer; BP = Bladder Pump; ESP = Electric Submersible Pump; RFPP = Reverse Flow Peristaltic Pump; SM = Straw Method (Tubing Gravity Drain); O = Other (Specify)

NOTES: 1. **The above do not constitute all of the information required by Chapter 62-160, F.A.C.**

2. STABILIZATION CRITERIA FOR RANGE OF VARIATION OF LAST THREE CONSECUTIVE READINGS (SEE FS 2212, SECTION 3)

pH: ± 0.2 units **Temperature:** ± 0.2 °C **Specific Conductance:** ± 5% **Dissolved Oxygen:** all readings ≤ 20% saturation (see Table FS 2200-2); optionally, ± 0.2 mg/L or ± 10% (whichever is greater) **Turbidity:** all readings ≤ 20 NTU; optionally ± 5 NTU or ± 10% (whichever is greater)

Revision Date: February 12, 2009

8.2
14.4
24.6

Form FD 9000-24

GROUNDWATER SAMPLING LOG

SITE NAME: 2020-LI-2448 incident	SITE LOCATION: Huntsville, UC		
WELL NO: MW-50	SAMPLE ID: MW-50	DATE: 9/22/20	

PURGING DATA

WELL DIAMETER (inches): 4"	TUBING DIAMETER (inches):	WELL SCREEN INTERVAL DEPTH: — feet to 57.7 feet	STATIC DEPTH TO WATER (feet): 36.74	PURGE PUMP TYPE OR BAILER:

WELL VOLUME PURGE: 1 WELL VOLUME = (TOTAL WELL DEPTH – STATIC DEPTH TO WATER) X WELL CAPACITY
(only fill out if applicable)
= (57.74 feet – 36.74 feet) X 0.65 gallons/foot = 13.75 gallons

EQUIPMENT VOLUME PURGE: 1 EQUIPMENT VOL. = PUMP VOLUME + (TUBING CAPACITY X TUBING LENGTH) + FLOW CELL VOLUME
(only fill out if applicable)
= gallons + (gallons/foot X feet) + gallons = gallons

INITIAL PUMP OR TUBING DEPTH IN WELL (feet):	FINAL PUMP OR TUBING DEPTH IN WELL (feet):	PURGING INITIATED AT: 1830	PURGING ENDED AT: 1900	TOTAL VOLUME PURGED (gallons):
—	—			

TIME	VOLUME PURGED (gallons)	CUMUL. VOLUME PURGED (gallons)	PURGE RATE (gpm)	DEPTH TO WATER (feet)	pH (standard units)	TEMP. (°C)	COND. (circle units) µmhos/cm or µS/cm	DISSOLVED OXYGEN (circle units) mg/L or % saturation	TURBIDITY (NTUs)	COLOR (describe)	ODOR (describe)
1840	14	14	—	—	5.81	17.1	186.2	3.36	—	Turbid	Dor
1850	~~14~~ 28	28	—	—	6.10	16.5	180.4	3.29	—	1	1
1900	~~14~~ 42	42	—	—	6.18	16.5	176.3	4.64	—	1	1

WELL CAPACITY (Gallons Per Foot): 0.75" = 0.02; 1" = 0.04; 1.25" = 0.06; 2" = 0.16; 3" = 0.37; 4" = 0.65; 5" = 1.02; 6" = 1.47; 12" = 5.88
TUBING INSIDE DIA. CAPACITY (Gal./Ft.): 1/8" = 0.0006; 3/16" = 0.0014; 1/4" = 0.0026; 5/16" = 0.004; 3/8" = 0.006; 1/2" = 0.010; 5/8" = 0.016

PURGING EQUIPMENT CODES: B = Bailer; BP = Bladder Pump; ESP = Electric Submersible Pump; PP = Peristaltic Pump; O = Other (Specify)

SAMPLING DATA

SAMPLED BY (PRINT) / AFFILIATION: H. Wresch / AECOM	SAMPLER(S) SIGNATURE(S):	SAMPLING INITIATED AT: 1906	SAMPLING ENDED AT: 1910
PUMP OR TUBING DEPTH IN WELL (feet): —	TUBING MATERIAL CODE: —	FIELD-FILTERED: Y (N) Filtration Equipment Type:	FILTER SIZE: ____ µm
FIELD DECONTAMINATION: PUMP Y (N)	TUBING Y (N) (replaced)	DUPLICATE: Y (N)	

SAMPLE CONTAINER SPECIFICATION				SAMPLE PRESERVATION					
SAMPLE ID CODE	# CONTAINERS	MATERIAL CODE	VOLUME	PRESERVATIVE USED	TOTAL VOL ADDED IN FIELD (mL)	FINAL pH	INTENDED ANALYSIS AND/OR METHOD	SAMPLING EQUIPMENT CODE	SAMPLE PUMP FLOW RATE (mL per minute)
MW-50	4	AG	40	HCl	160	—	6200	B	—
1	3	AG	40	HCl	120	—	VPH	1	—
1	3	CG	40	NaTh	120	—	EDB	1	—
	1	PE	250	HNO3	250	—	Lead		—

REMARKS:

MATERIAL CODES: AG = Amber Glass; CG = Clear Glass; PE = Polyethylene; PP = Polypropylene; S = Silicone; T = Teflon; O = Other (Specify)

SAMPLING EQUIPMENT CODES: APP = After Peristaltic Pump; B = Bailer; BP = Bladder Pump; ESP = Electric Submersible Pump; RFPP = Reverse Flow Peristaltic Pump; SM = Straw Method (Tubing Gravity Drain); O = Other (Specify)

NOTES: 1. **The above do not constitute all of the information required by Chapter 62-160, F.A.C.**
2. STABILIZATION CRITERIA FOR RANGE OF VARIATION OF LAST THREE CONSECUTIVE READINGS (SEE FS 2212, SECTION 3)

pH: ± 0.2 units **Temperature:** ± 0.2 °C **Specific Conductance:** ± 5% **Dissolved Oxygen:** all readings ≤ 20% saturation (see Table FS 2200-2); optionally, ± 0.2 mg/L or ± 10% (whichever is greater) **Turbidity:** all readings ≤ 20 NTU; optionally ± 5 NTU or ± 10% (whichever is greater)

Revision Date: February 12, 2009

Form FD 9000-24

GROUNDWATER SAMPLING LOG

SITE NAME: Colonial Pipeline Emergency Response	SITE LOCATION: Huntersville, NC		
WELL NO: MW-5	SAMPLE ID: MW-5	DATE: 9/22/20	

PURGING DATA

WELL DIAMETER (inches): 4"	TUBING DIAMETER (inches):	WELL SCREEN INTERVAL DEPTH: — feet to 48.30 feet	STATIC DEPTH TO WATER (feet): 37.04	PURGE PUMP TYPE OR BAILER: Bailer

WELL VOLUME PURGE: 1 WELL VOLUME = (TOTAL WELL DEPTH − STATIC DEPTH TO WATER) X WELL CAPACITY
(only fill out if applicable)
= (48.30 feet − 37.04 feet) X 0.68 gallons/foot = 7.3 gallons

EQUIPMENT VOLUME PURGE: 1 EQUIPMENT VOL. = PUMP VOLUME + (TUBING CAPACITY X TUBING LENGTH) + FLOW CELL VOLUME
(only fill out if applicable)
= gallons + (gallons/foot X feet) + gallons = 7.3 gallons

INITIAL PUMP OR TUBING DEPTH IN WELL (feet): —	FINAL PUMP OR TUBING DEPTH IN WELL (feet): —	PURGING INITIATED AT:	PURGING ENDED AT:	TOTAL VOLUME PURGED (gallons):

TIME	VOLUME PURGED (gallons)	CUMUL. VOLUME PURGED (gallons)	PURGE RATE (gpm)	DEPTH TO WATER (feet)	pH (standard units)	TEMP. (°C)	COND. (circle units) µmhos/cm or (mS/cm)	DISSOLVED OXYGEN (circle units) mg/L or % saturation	TURBIDITY (NTUs)	COLOR (describe)	ODOR (describe)
1600	8	8	—	—	6.66	17.9	249.3	4.04	—	Turbid	None
		Dry									

WELL CAPACITY (Gallons Per Foot): 0.75" = 0.02; 1" = 0.04; 1.25" = 0.06; 2" = 0.16; 3" = 0.37; 4" = 0.65; 5" = 1.02; 6" = 1.47; 12" = 5.88
TUBING INSIDE DIA. CAPACITY (Gal./Ft.): 1/8" = 0.0006; 3/16" = 0.0014; 1/4" = 0.0026; 5/16" = 0.004; 3/8" = 0.006; 1/2" = 0.010; 5/8" = 0.016

PURGING EQUIPMENT CODES: B = Bailer; BP = Bladder Pump; ESP = Electric Submersible Pump; PP = Peristaltic Pump; O = Other (Specify)

SAMPLING DATA

SAMPLED BY (PRINT) / AFFILIATION: A. Wrasby / AECOM	SAMPLER(S) SIGNATURE(S):	SAMPLING INITIATED AT: 1710	SAMPLING ENDED AT: 1715
PUMP OR TUBING DEPTH IN WELL (feet):	TUBING MATERIAL CODE:	FIELD-FILTERED: Y (N) Filtration Equipment Type:	FILTER SIZE: ____ µm
FIELD DECONTAMINATION: PUMP Y N	TUBING Y N (replaced)	DUPLICATE: Y N	

SAMPLE CONTAINER SPECIFICATION				SAMPLE PRESERVATION					
SAMPLE ID CODE	# CONTAINERS	MATERIAL CODE	VOLUME	PRESERVATIVE USED	TOTAL VOL ADDED IN FIELD (mL)	FINAL pH	INTENDED ANALYSIS AND/OR METHOD	SAMPLING EQUIPMENT CODE	SAMPLE PUMP FLOW RATE (mL per minute)
MW-5	4	AG	40	HCl	160	—	6200	B	—
	3	AG	40	HCl	120	—	VPH		—
	3	CG	40	NaTh	120	—	EDB		—
	1	PE	250	HNO_3	250	—	Lead		—

REMARKS: Dry at approximately 8 gallons.

MATERIAL CODES: AG = Amber Glass; CG = Clear Glass; PE = Polyethylene; PP = Polypropylene; S = Silicone; T = Teflon; O = Other (Specify)

SAMPLING EQUIPMENT CODES: APP = After Peristaltic Pump; B = Bailer; BP = Bladder Pump; ESP = Electric Submersible Pump; RFPP = Reverse Flow Peristaltic Pump; SM = Straw Method (Tubing Gravity Drain); O = Other (Specify)

NOTES: 1. **The above do not constitute all of the information required by Chapter 62-160, F.A.C.**
2. STABILIZATION CRITERIA FOR RANGE OF VARIATION OF LAST THREE CONSECUTIVE READINGS (SEE FS 2212, SECTION 3)

pH: ± 0.2 units **Temperature:** ± 0.2 °C **Specific Conductance:** ± 5% **Dissolved Oxygen:** all readings ≤ 20% saturation (see Table FS 2200-2); optionally, ± 0.2 mg/L or ± 10% (whichever is greater) **Turbidity:** all readings ≤ 20 NTU; optionally ± 5 NTU or ± 10% (whichever is greater)

Revision Date: February 12, 2009

Form FD 9000-24

GROUNDWATER SAMPLING LOG

SITE NAME: 2020-L1-2448 Incident	SITE LOCATION: Huntersville, NC	
WELL NO: MW-51	SAMPLE ID: MW-51	DATE: 10.7.20

PURGING DATA

WELL DIAMETER (inches): 4	TUBING DIAMETER (inches): 0.0026	WELL SCREEN INTERVAL DEPTH: feet to feet	STATIC DEPTH TO WATER (feet): 37.08	PURGE PUMP TYPE OR BAILER: Monsoon

WELL VOLUME PURGE: 1 WELL VOLUME = (TOTAL WELL DEPTH − STATIC DEPTH TO WATER) X WELL CAPACITY
(only fill out if applicable)
3well volumes: 21.39 Gal = (48 feet − 37.08 feet) X 0.653 gallons/foot = 7.13 gallons

EQUIPMENT VOLUME PURGE: 1 EQUIPMENT VOL. = PUMP VOLUME + (TUBING CAPACITY X TUBING LENGTH) + FLOW CELL VOLUME
(only fill out if applicable)
= gallons + (gallons/foot X feet) + gallons = gallons

INITIAL PUMP OR TUBING DEPTH IN WELL (feet): 45	FINAL PUMP OR TUBING DEPTH IN WELL (feet): 45	PURGING INITIATED AT: 1210	PURGING ENDED AT: 1400	TOTAL VOLUME PURGED (gallons):

TIME	VOLUME PURGED (gallons)	CUMUL. VOLUME PURGED (gallons)	PURGE RATE (gpm)	DEPTH TO WATER (feet)	pH (standard units)	TEMP. (°C)	COND. (circle units) µmhos/cm or (µS/cm)	DISSOLVED OXYGEN (circle units) (mg/L) or % saturation	TURBIDITY (NTUs)	COLOR (describe)	ODOR (describe)
1300	7.13	7.13	1	43.20	6.88	21.1	289.4	2.92	—	LB	None
1330	7.13	14.26	1	45.31	6.43	18.8	256.2	2.78	—	LB	None
1400	7.13	21.39	1	44.10	6.28	20.1	254.7	2.15	—	LB	None
					LT 10.7.2020						

WELL CAPACITY (Gallons Per Foot): 0.75" = 0.02; 1" = 0.04; 1.25" = 0.06; 2" = 0.16; 3" = 0.37; 4" = 0.65; 5" = 1.02; 6" = 1.47; 12" = 5.88
TUBING INSIDE DIA. CAPACITY (Gal./Ft.): 1/8" = 0.0006; 3/16" = 0.0014; 1/4" = 0.0026; 5/16" = 0.004; 3/8" = 0.006; 1/2" = 0.010; 5/8" = 0.016

PURGING EQUIPMENT CODES: B = Bailer; BP = Bladder Pump; ESP = Electric Submersible Pump; PP = Peristaltic Pump; O = Other (Specify)

SAMPLING DATA

SAMPLED BY (PRINT) / AFFILIATION: Lei Tian / AECOM	SAMPLER(S) SIGNATURE(S):	SAMPLING INITIATED AT: 1400	SAMPLING ENDED AT: 1430
PUMP OR TUBING DEPTH IN WELL (feet):	TUBING MATERIAL CODE:	FIELD-FILTERED: Y N Filtration Equipment Type:	FILTER SIZE: ____ µm
FIELD DECONTAMINATION: PUMP Y N	TUBING Y N (replaced)	DUPLICATE: (Y) N	MW-51-a @ 140

SAMPLE CONTAINER SPECIFICATION				SAMPLE PRESERVATION					
SAMPLE ID CODE	# CONTAINERS	MATERIAL CODE	VOLUME	PRESERVATIVE USED	TOTAL VOL ADDED IN FIELD (mL)	FINAL pH	INTENDED ANALYSIS AND/OR METHOD	SAMPLING EQUIPMENT CODE	SAMPLE PUMP FLOW RATE (mL per minute)
MW-51	4	AG	40ml	HCL	40ml x 4	6.28	6200	ESP	
	3	AG	40ml	HCL	40ml x 3		VPH		
	3	CG	40ml	Na Thiosulfate	40ml x 3		EDB by 504.1		
	1	PE	250ml	HN03	250ml		Lead by 6010		

REMARKS:
Water is turbid, very silty - difficulties with monsoon motor

MATERIAL CODES: AG = Amber Glass; CG = Clear Glass; PE = Polyethylene; PP = Polypropylene; S = Silicone; T = Teflon; O = Other (Specify)

SAMPLING EQUIPMENT CODES: APP = After Peristaltic Pump; B = Bailer; BP = Bladder Pump; ESP = Electric Submersible Pump; RFPP = Reverse Flow Peristaltic Pump; SM = Straw Method (Tubing Gravity Drain); O = Other (Specify)

NOTES: 1. **The above do not constitute all of the information required by Chapter 62-160, F.A.C.**
2. STABILIZATION CRITERIA FOR RANGE OF VARIATION OF LAST THREE CONSECUTIVE READINGS (SEE FS 2212, SECTION 3)

pH: ± 0.2 units **Temperature:** ± 0.2 °C **Specific Conductance:** ± 5% **Dissolved Oxygen:** all readings ≤ 20% saturation (see Table FS 2200-2); optionally, ± 0.2 mg/L or ± 10% (whichever is greater) **Turbidity:** all readings ≤ 20 NTU; optionally ± 5 NTU or ± 10% (whichever is greater)

Revision Date: February 12, 2009

Form FD 9000-24

GROUNDWATER SAMPLING LOG

SITE NAME: CPC Huntersville	SITE LOCATION: Huntersville, NC	
WELL NO: MW-52	SAMPLE ID: MW-52	DATE: 9.28.2020

PURGING DATA

WELL DIAMETER (inches): 4	TUBING DIAMETER (inches):	WELL SCREEN INTERVAL DEPTH: feet to feet	STATIC DEPTH TO WATER (feet): 33.32	PURGE PUMP TYPE OR BAILER: Monsoon

WELL VOLUME PURGE: 1 WELL VOLUME = (TOTAL WELL DEPTH − STATIC DEPTH TO WATER) X WELL CAPACITY (only fill out if applicable)

= (56 feet − 33.32 feet) X 0.653 gallons/foot = 14.80 gallons

EQUIPMENT VOLUME PURGE: 1 EQUIPMENT VOL. = PUMP VOLUME + (TUBING CAPACITY X TUBING LENGTH) + FLOW CELL VOLUME (only fill out if applicable)

= gallons + (gallons/foot X feet) + gallons = gallons

INITIAL PUMP OR TUBING DEPTH IN WELL (feet):	FINAL PUMP OR TUBING DEPTH IN WELL (feet):	PURGING INITIATED AT:	PURGING ENDED AT:	TOTAL VOLUME PURGED (gallons):

TIME	VOLUME PURGED (gallons)	CUMUL. VOLUME PURGED (gallons)	PURGE RATE (gpm)	DEPTH TO WATER (feet)	pH (standard units)	TEMP. (°C)	COND. (circle units) µmhos/cm or (µS/cm)	DISSOLVED OXYGEN (circle units) (mg/L) or % saturation	TURBIDITY (NTUs)	COLOR (describe)	ODOR (describe)
1815	14.80	|	|	41.95	7.70	17.7	190.7	3.42	—	LB	N/A
1830	29.60			45.22	6.49	16.7	200.3	4.51	—	LB	N/A
1845	44.40			41.50	6.46	16.8	198.3	5.38	—	LB	N/A
						LT					
						9.28.20					

WELL CAPACITY (Gallons Per Foot): **0.75"** = 0.02; **1"** = 0.04; **1.25"** = 0.06; **2"** = 0.16; **3"** = 0.37; **4"** = 0.65; **5"** = 1.02; **6"** = 1.47; **12"** = 5.88

TUBING INSIDE DIA. CAPACITY (Gal./Ft.): **1/8"** = 0.0006; **3/16"** = 0.0014; **1/4"** = 0.0026; **5/16"** = 0.004; **3/8"** = 0.006; **1/2"** = 0.010; **5/8"** = 0.016

PURGING EQUIPMENT CODES: **B** = Bailer; **BP** = Bladder Pump; **ESP** = Electric Submersible Pump; **PP** = Peristaltic Pump; **O** = Other (Specify)

SAMPLING DATA

SAMPLED BY (PRINT) / AFFILIATION: Lei Tian / AECOM	SAMPLER(S) SIGNATURE(S):	SAMPLING INITIATED AT: 1845	SAMPLING ENDED AT: 1855
PUMP OR TUBING DEPTH IN WELL (feet):	TUBING MATERIAL CODE:	FIELD-FILTERED: Y (N) Filtration Equipment Type:	FILTER SIZE: — µm

FIELD DECONTAMINATION: PUMP (Y) N TUBING Y (N) replaced) DUPLICATE: Y (N)

SAMPLE CONTAINER SPECIFICATION				SAMPLE PRESERVATION					
SAMPLE ID CODE	# CONTAINERS	MATERIAL CODE	VOLUME	PRESERVATIVE USED	TOTAL VOL ADDED IN FIELD (mL)	FINAL pH	INTENDED ANALYSIS AND/OR METHOD	SAMPLING EQUIPMENT CODE	SAMPLE PUMP FLOW RATE (mL per minute)
MW-52	4	AG	40mL	HCl	40	6.46	6200	ESP	
	3	AG	40mL	HCl	40	|	VPH	ESP	
	3	CG	40mL	Sodium thiosulfate	40	|	EDB	ESP	
	1	PE	250mL	HNO_3	250	|	Lead	ESP	

REMARKS:

MATERIAL CODES: **AG** = Amber Glass; **CG** = Clear Glass; **PE** = Polyethylene; **PP** = Polypropylene; **S** = Silicone; **T** = Teflon; **O** = Other (Specify)

SAMPLING EQUIPMENT CODES: **APP** = After Peristaltic Pump; **B** = Bailer; **BP** = Bladder Pump; **ESP** = Electric Submersible Pump; **RFPP** = Reverse Flow Peristaltic Pump; **SM** = Straw Method (Tubing Gravity Drain); **O** = Other (Specify)

NOTES: 1. **The above do not constitute all of the information required by Chapter 62-160, F.A.C.**

2. STABILIZATION CRITERIA FOR RANGE OF VARIATION OF LAST THREE CONSECUTIVE READINGS (SEE FS 2212, SECTION 3)

pH: ± 0.2 units **Temperature:** ± 0.2 °C **Specific Conductance:** ± 5% **Dissolved Oxygen:** all readings ≤ 20% saturation (see Table FS 2200-2); optionally, ± 0.2 mg/L or ± 10% (whichever is greater) **Turbidity:** all readings ≤ 20 NTU; optionally ± 5 NTU or ± 10% (whichever is greater)

Revision Date: February 12, 2009

Form FD 9000-24

GROUNDWATER SAMPLING LOG

SITE NAME: 2020-L1-2448 Incident	SITE LOCATION: Huntersville, NC	
WELL NO: MW-53	SAMPLE ID: MW-53	DATE: 10/6/2020

PURGING DATA

WELL DIAMETER (inches): 4	TUBING DIAMETER (inches): 0.25	WELL SCREEN INTERVAL DEPTH: 40 feet to 60 feet	STATIC DEPTH TO WATER (feet): 25.69	PURGE PUMP TYPE OR BAILER: Monsoon pump

WELL VOLUME PURGE: 1 WELL VOLUME = (TOTAL WELL DEPTH − STATIC DEPTH TO WATER) X WELL CAPACITY (only fill out if applicable)

= (60 feet − 25.69 feet) X 0.653 gallons/foot = 22.4 gallons

EQUIPMENT VOLUME PURGE: 1 EQUIPMENT VOL. = PUMP VOLUME + (TUBING CAPACITY X TUBING LENGTH) + FLOW CELL VOLUME (only fill out if applicable)

= gallons + (gallons/foot X feet) + gallons = gallons

INITIAL PUMP OR TUBING DEPTH IN WELL (feet): 55	FINAL PUMP OR TUBING DEPTH IN WELL (feet): 55	PURGING INITIATED AT: 1106	PURGING ENDED AT: 1355	TOTAL VOLUME PURGED (gallons): 67.2

TIME	VOLUME PURGED (gallons)	CUMUL. VOLUME PURGED (gallons)	PURGE RATE (gpm)	DEPTH TO WATER (feet)	pH (standard units)	TEMP. (°C)	COND. (circle units) µmhos/cm or µS/cm	DISSOLVED OXYGEN (circle units) mg/L or % saturation	TURBIDITY (NTUs)	COLOR (describe)	ODOR (describe)
1202	22.4	22.4	0.4	43.42	7.09	15.7	122.0	6.12	–	light brown	none
1250	22.4	44.8	0.4	45.39	6.91	16.4	135.5	3.02	–	light brown	none
1355	22.4	67.2	0.4	51.11	6.79	16.8	133.0	9.32	–	light brown	none

WELL CAPACITY (Gallons Per Foot): 0.75" = 0.02; 1" = 0.04; 1.25" = 0.06; 2" = 0.16; 3" = 0.37; 4" = 0.65; 5" = 1.02; 6" = 1.47; 12" = 5.88
TUBING INSIDE DIA. CAPACITY (Gal./Ft.): 1/8" = 0.0006; 3/16" = 0.0014; 1/4" = 0.0026; 5/16" = 0.004; 3/8" = 0.006; 1/2" = 0.010; 5/8" = 0.016

PURGING EQUIPMENT CODES: B = Bailer; BP = Bladder Pump; ESP = Electric Submersible Pump; PP = Peristaltic Pump; O = Other (Specify)

SAMPLING DATA

SAMPLED BY (PRINT) / AFFILIATION: Emily Love / AECOM	SAMPLER(S) SIGNATURE(S): Emily R. Love	SAMPLING INITIATED AT: 1355	SAMPLING ENDED AT: 1400
PUMP OR TUBING DEPTH IN WELL (feet): 55	TUBING MATERIAL CODE: PE	FIELD-FILTERED: Y (N) Filtration Equipment Type: —	FILTER SIZE: — µm
FIELD DECONTAMINATION: (PUMP) (Y) N	TUBING Y (N (replaced))	DUPLICATE: Y (N)	

SAMPLE CONTAINER SPECIFICATION				SAMPLE PRESERVATION					
SAMPLE ID CODE	# CONTAINERS	MATERIAL CODE	VOLUME	PRESERVATIVE USED	TOTAL VOL ADDED IN FIELD (mL)	FINAL pH	INTENDED ANALYSIS AND/OR METHOD	SAMPLING EQUIPMENT CODE	SAMPLE PUMP FLOW RATE ~~(mL per minute)~~ GPM
	4	AG	40ml	HCL	40ml x 4	6.79	6200	ESP	0.4
	3	AG	40ml	HCL	40ml x 3		VPH		
	3	CG	40ml	Na Thiosulfate	40ml x 3		EDB by 504.1		
	1	PE	250ml	HN03	250ml		Lead by 6010		

REMARKS:

MATERIAL CODES: AG = Amber Glass; CG = Clear Glass; PE = Polyethylene; PP = Polypropylene; S = Silicone; T = Teflon; O = Other (Specify)

SAMPLING EQUIPMENT CODES: APP = After Peristaltic Pump; B = Bailer; BP = Bladder Pump; ESP = Electric Submersible Pump; RFPP = Reverse Flow Peristaltic Pump; SM = Straw Method (Tubing Gravity Drain); O = Other (Specify)

NOTES: 1. **The above do not constitute all of the information required by Chapter 62-160, F.A.C.**

2. STABILIZATION CRITERIA FOR RANGE OF VARIATION OF LAST THREE CONSECUTIVE READINGS (SEE FS 2212, SECTION 3)

pH: ± 0.2 units **Temperature:** ± 0.2 °C **Specific Conductance:** ± 5% **Dissolved Oxygen:** all readings ≤ 20% saturation (see Table FS 2200-2); optionally, ± 0.2 mg/L or ± 10% (whichever is greater) **Turbidity:** all readings ≤ 20 NTU; optionally ± 5 NTU or ± 10% (whichever is greater)

Revision Date: February 12, 2009

Form FD 9000-24

GROUNDWATER SAMPLING LOG

SITE NAME: 2020-L1-2448 Incident	SITE LOCATION: Huntersville, NC	
WELL NO: MW-54	SAMPLE ID: MW-54	DATE: 10/6/2020

PURGING DATA

WELL DIAMETER (inches): 4	TUBING DIAMETER (inches): 0.25	WELL SCREEN INTERVAL DEPTH: 15 feet to 40 feet	STATIC DEPTH TO WATER (feet): 25.49	PURGE PUMP TYPE OR BAILER: Monsoon Pump

WELL VOLUME PURGE: 1 WELL VOLUME = (TOTAL WELL DEPTH − STATIC DEPTH TO WATER) X WELL CAPACITY
(only fill out if applicable)
= (60 feet − 25.49 feet) X 0.653 gallons/foot = 22.54 gallons

EQUIPMENT VOLUME PURGE: 1 EQUIPMENT VOL. = PUMP VOLUME + (TUBING CAPACITY X TUBING LENGTH) + FLOW CELL VOLUME
(only fill out if applicable)
= gallons + (gallons/foot X feet) + gallons = gallons

INITIAL PUMP OR TUBING DEPTH IN WELL (feet): 55	FINAL PUMP OR TUBING DEPTH IN WELL (feet): 55	PURGING INITIATED AT: 1444	PURGING ENDED AT: 1627	TOTAL VOLUME PURGED (gallons): 67.62

TIME	VOLUME PURGED (gallons)	CUMUL. VOLUME PURGED (gallons)	PURGE RATE (gpm)	DEPTH TO WATER (feet)	pH (standard units)	TEMP. (°C)	COND. (circle units) µmhos/cm or (µS/cm)	DISSOLVED OXYGEN (circle units) (mg/L) or % saturation	TURBIDITY (NTUs)	COLOR (describe)	ODOR (describe)
1524	22.54	22.54	0.56	38.02	6.61	15.7	99.1	6.89	—	light brown	none
1558	22.54	45.08	0.66	46.02	6.45	15.8	101.9	5.01	—	light brown	none
1627	22.54	[illegible]	0.78	49.48	6.40	15.9	109.2	3.30	—	light brown	none
		67.62									

WELL CAPACITY (Gallons Per Foot): 0.75" = 0.02; 1" = 0.04; 1.25" = 0.06; 2" = 0.16; 3" = 0.37; 4" = 0.65; 5" = 1.02; 6" = 1.47; 12" = 5.88
TUBING INSIDE DIA. CAPACITY (Gal./Ft.): 1/8" = 0.0006; 3/16" = 0.0014; 1/4" = 0.0026; 5/16" = 0.004; 3/8" = 0.006; 1/2" = 0.010; 5/8" = 0.016

PURGING EQUIPMENT CODES: B = Bailer; BP = Bladder Pump; ESP = Electric Submersible Pump; PP = Peristaltic Pump; O = Other (Specify)

SAMPLING DATA

SAMPLED BY (PRINT) / AFFILIATION: Emily Love / AECOM	SAMPLER(S) SIGNATURE(S): Emily R. Love	SAMPLING INITIATED AT: 1627	SAMPLING ENDED AT: 1632
PUMP OR TUBING DEPTH IN WELL (feet): 55	TUBING MATERIAL CODE: PE	FIELD-FILTERED: Y (N) Filtration Equipment Type:	FILTER SIZE: — µm
FIELD DECONTAMINATION: (PUMP) (Y) N	TUBING Y (N (replaced))	DUPLICATE: Y (N)	

SAMPLE CONTAINER SPECIFICATION				SAMPLE PRESERVATION					
SAMPLE ID CODE	# CONTAINERS	MATERIAL CODE	VOLUME	PRESERVATIVE USED	TOTAL VOL ADDED IN FIELD (mL)	FINAL pH	INTENDED ANALYSIS AND/OR METHOD	SAMPLING EQUIPMENT CODE	SAMPLE PUMP FLOW RATE ~~(mL per minute)~~ GPM
	4	AG	40ml	HCL	40ml x 4	6.40	6200	ESP	0.78
	3	AG	40ml	HCL	40ml x 3		VPH		
	3	CG	40ml	Na Thiosulfate	40ml x 3		EDB by 504.1		
	1	PE	250ml	HN03	250ml		Lead by 6010		

REMARKS:

MATERIAL CODES: AG = Amber Glass; CG = Clear Glass; PE = Polyethylene; PP = Polypropylene; S = Silicone; T = Teflon; O = Other (Specify)

SAMPLING EQUIPMENT CODES: APP = After Peristaltic Pump; B = Bailer; BP = Bladder Pump; ESP = Electric Submersible Pump; RFPP = Reverse Flow Peristaltic Pump; SM = Straw Method (Tubing Gravity Drain); O = Other (Specify)

NOTES: 1. **The above do not constitute all of the information required by Chapter 62-160, F.A.C.**
2. STABILIZATION CRITERIA FOR RANGE OF VARIATION OF LAST THREE CONSECUTIVE READINGS (SEE FS 2212, SECTION 3)

pH: ± 0.2 units **Temperature:** ± 0.2 °C **Specific Conductance:** ± 5% **Dissolved Oxygen:** all readings ≤ 20% saturation (see Table FS 2200-2); optionally, ± 0.2 mg/L or ± 10% (whichever is greater) **Turbidity:** all readings ≤ 20 NTU; optionally ± 5 NTU or ± 10% (whichever is greater)

Revision Date: February 12, 2009

Form FD 9000-24

GROUNDWATER SAMPLING LOG

SITE NAME: 2020-L1-2448 Incident	SITE LOCATION: Huntersville, NC	
WELL NO: MW-55 sample @ 1405	SAMPLE ID: MW-55 / MW-55-a	DATE: 10/6/20

PURGING DATA

WELL DIAMETER (inches): 4"	TUBING DIAMETER (inches): 0.0026	WELL SCREEN INTERVAL DEPTH: 48 feet to 68 feet	STATIC DEPTH TO WATER (feet): 53.13	PURGE PUMP TYPE OR BAILER: ESP

WELL VOLUME PURGE: 1 WELL VOLUME = (TOTAL WELL DEPTH − STATIC DEPTH TO WATER) X WELL CAPACITY
(only fill out if applicable)
= (68 feet − 53.13 feet) X 0.65 gallons/foot = 9.67 gallons

EQUIPMENT VOLUME PURGE: 1 EQUIPMENT VOL. = PUMP VOLUME + (TUBING CAPACITY X TUBING LENGTH) + FLOW CELL VOLUME
(only fill out if applicable)
= gallons + (gallons/foot X feet) + gallons = gallons

INITIAL PUMP OR TUBING DEPTH IN WELL (feet): ~54	FINAL PUMP OR TUBING DEPTH IN WELL (feet):	PURGING INITIATED AT: 1100	PURGING ENDED AT:	TOTAL VOLUME PURGED (gallons):

TIME	VOLUME PURGED (gallons)	CUMUL. VOLUME PURGED (gallons)	PURGE RATE (gpm)	DEPTH TO WATER (feet)	pH (standard units)	TEMP. (°C)	COND. (circle units) µmhos/cm or µS/cm	DISSOLVED OXYGEN (circle units) mg/L or % saturation	TURBIDITY (NTUs)	COLOR (describe)	ODOR (describe)
1101	-	-	0.4	53.13	6.14	17.9°	224.3	4.00	>1100	brown	NA
1126	10.0	10.0	0.5	56.26	6.17	17.8°	219.7	3.85	~150	cloudy	NA
1158	10.0	20.0	0.32	64.71	6.35	20.2°	228.9	5.11	<100	NA	NA
1313	10.0	30.0	0.13	61.90	6.29	18.6°	229.3	4.89	~150	cloudy	NA
1343	5.0	35.0		62.35	6.30	18.2°	227.1	4.53	~100	cloudy	NA
1348	2.0	37.0		62.40	6.28	18.1°	228.3	4.44	~100	cloudy	NA

WELL CAPACITY (Gallons Per Foot): 0.75" = 0.02; 1" = 0.04; 1.25" = 0.06; 2" = 0.16; 3" = 0.37; 4" = 0.65; 5" = 1.02; 6" = 1.47; 12" = 5.88
TUBING INSIDE DIA. CAPACITY (Gal./Ft.): 1/8" = 0.0006; 3/16" = 0.0014; 1/4" = 0.0026; 5/16" = 0.004; 3/8" = 0.006; 1/2" = 0.010; 5/8" = 0.016

PURGING EQUIPMENT CODES: B = Bailer; BP = Bladder Pump; ESP = Electric Submersible Pump; PP = Peristaltic Pump; O = Other (Specify)

SAMPLING DATA

SAMPLED BY (PRINT) / AFFILIATION: Marian Rockwell	SAMPLER(S) SIGNATURE(S):	SAMPLING INITIATED AT: 1400	SAMPLING ENDED AT:
PUMP OR TUBING DEPTH IN WELL (feet): ~54	TUBING MATERIAL CODE: T	FIELD-FILTERED: Y (N) Filtration Equipment Type:	FILTER SIZE: ____ µm
FIELD DECONTAMINATION: PUMP (Y) N	TUBING (Y) N (replaced)	DUPLICATE: (Y) N	MW-55-a

SAMPLE CONTAINER SPECIFICATION				SAMPLE PRESERVATION					
SAMPLE ID CODE	# CONTAINERS	MATERIAL CODE	VOLUME	PRESERVATIVE USED	TOTAL VOL ADDED IN FIELD (mL)	FINAL pH	INTENDED ANALYSIS AND/OR METHOD	SAMPLING EQUIPMENT CODE	SAMPLE PUMP FLOW RATE (mL per minute)
MW-55	4	AG	40ml	HCL	40ml x 4	6.28	6200	ESP	
MW-55	3	AG	40ml	HCL	40ml x 3	6.31	VPH	ESP	
MW-55	3	CG	40ml	Na Thiosulfate	40ml x 3	6.29	EDB by 504.1	ESP	
MW-55	1	PE	250ml	HN03	250ml	6.28	Lead by 6010	ESP	

REMARKS: Duplicate Sample MW-55-a / sample time 1405

MATERIAL CODES: AG = Amber Glass; CG = Clear Glass; PE = Polyethylene; PP = Polypropylene; S = Silicone; T = Teflon; O = Other (Specify)

SAMPLING EQUIPMENT CODES: APP = After Peristaltic Pump; B = Bailer; BP = Bladder Pump; ESP = Electric Submersible Pump; RFPP = Reverse Flow Peristaltic Pump; SM = Straw Method (Tubing Gravity Drain); O = Other (Specify)

NOTES: 1. **The above do not constitute all of the information required by Chapter 62-160, F.A.C.**

2. STABILIZATION CRITERIA FOR RANGE OF VARIATION OF LAST THREE CONSECUTIVE READINGS (SEE FS 2212, SECTION 3)

pH: ± 0.2 units **Temperature:** ± 0.2 °C **Specific Conductance:** ± 5% **Dissolved Oxygen:** all readings ≤ 20% saturation (see Table FS 2200-2); optionally, ± 0.2 mg/L or ± 10% (whichever is greater) **Turbidity:** all readings ≤ 20 NTU; optionally ± 5 NTU or ± 10% (whichever is greater)

Revision Date: February 12, 2009

Form FD 9000-24

GROUNDWATER SAMPLING LOG

SITE NAME: 2020-L1-2448 Incident	SITE LOCATION: Huntersville, NC	
WELL NO: MW-56	SAMPLE ID: MW-56	DATE: 10/6/20

PURGING DATA

WELL DIAMETER (inches): 4"	TUBING DIAMETER (inches): 1/2"	WELL SCREEN INTERVAL DEPTH: NA feet to NA feet	STATIC DEPTH TO WATER (feet): 12.32	PURGE PUMP TYPE OR BAILER: MONSOON

WELL VOLUME PURGE: 1 WELL VOLUME = (TOTAL WELL DEPTH – STATIC DEPTH TO WATER) X WELL CAPACITY
(only fill out if applicable)
= (42.68 feet – 12.32 feet) X 0.653 gallons/foot = 19.83 gallons

EQUIPMENT VOLUME PURGE: 1 EQUIPMENT VOL. = PUMP VOLUME + (TUBING CAPACITY X TUBING LENGTH) + FLOW CELL VOLUME
(only fill out if applicable)
= gallons + (gallons/foot X feet) + gallons = gallons

INITIAL PUMP OR TUBING DEPTH IN WELL (feet): 37'	FINAL PUMP OR TUBING DEPTH IN WELL (feet): 37'	PURGING INITIATED AT: 1330	PURGING ENDED AT: 1500	TOTAL VOLUME PURGED (gallons): 59.49

TIME	VOLUME PURGED (gallons)	CUMUL. VOLUME PURGED (gallons)	PURGE RATE (gpm)	DEPTH TO WATER (feet)	pH (standard units)	TEMP. (°C)	COND. (circle units) µmhos/cm or (µS/cm)	DISSOLVED OXYGEN (circle units) (mg/l) or % saturation	TURBIDITY (NTUs)	COLOR (describe)	ODOR (describe)
1332	Initial	0	0.89	14.12	6.16	15.4	134.7	7.76	—	Clear	NO
1401 1359	19.83	19.83	0.67	20.15	6.29	16.0	136.0	7.96	—	Clear	NO
1430 1480	19.83	39.66	0.67	22.49	6.28	16.0	148.0	7.76	—	Clear	NO
1459 1498	19.83	59.49	0.67	23.15	6.26	15.7	155.6	7.58	—	Clear	NO

WELL CAPACITY (Gallons Per Foot): 0.75" = 0.02; 1" = 0.04; 1.25" = 0.06; 2" = 0.16; 3" = 0.37; 4" = 0.65; 5" = 1.02; 6" = 1.47; 12" = 5.88
TUBING INSIDE DIA. CAPACITY (Gal./Ft.): 1/8" = 0.0006; 3/16" = 0.0014; 1/4" = 0.0026; 5/16" = 0.004; 3/8" = 0.006; 1/2" = 0.010; 5/8" = 0.016

PURGING EQUIPMENT CODES: B = Bailer; BP = Bladder Pump; ESP = Electric Submersible Pump; PP = Peristaltic Pump; O = Other (Specify)

SAMPLING DATA

SAMPLED BY (PRINT) / AFFILIATION: Justin Bitter / AECOM	SAMPLER(S) SIGNATURE(S):	SAMPLING INITIATED AT: 1500	SAMPLING ENDED AT: 1530
PUMP OR TUBING DEPTH IN WELL (feet): 37'	TUBING MATERIAL CODE: PE	FIELD-FILTERED: Y N Filtration Equipment Type:	FILTER SIZE: ____ µm
FIELD DECONTAMINATION: PUMP (Y) N	TUBING (Y) N (replaced)	DUPLICATE: Y (N)	

SAMPLE CONTAINER SPECIFICATION				SAMPLE PRESERVATION					
SAMPLE ID CODE	# CONTAINERS	MATERIAL CODE	VOLUME	PRESERVATIVE USED	TOTAL VOL ADDED IN FIELD (mL)	FINAL pH	INTENDED ANALYSIS AND/OR METHOD	SAMPLING EQUIPMENT CODE	SAMPLE PUMP FLOW RATE (mL per minute)
MW-56	4	AG	40ml	HCL	40ml x 4	6.26	6200	ESP	0.2
MW-56	3	AG	40ml	HCL	40ml x 3	↓	VPH	ESP	0.2
MW-56	3	CG	40ml	Na Thiosulfate	40ml x 3	↓	EDB by 504.1	ESP	0.2
MW-56	1	PE	250ml	HN03	250ml	↓	Lead by 6010	ESP	0.2

REMARKS:
MS/MSD

MATERIAL CODES: AG = Amber Glass; CG = Clear Glass; PE = Polyethylene; PP = Polypropylene; S = Silicone; T = Teflon; O = Other (Specify)

SAMPLING EQUIPMENT CODES: APP = After Peristaltic Pump; B = Bailer; BP = Bladder Pump; ESP = Electric Submersible Pump; RFPP = Reverse Flow Peristaltic Pump; SM = Straw Method (Tubing Gravity Drain); O = Other (Specify)

NOTES: 1. **The above do not constitute all of the information required by Chapter 62-160, F.A.C.**
2. STABILIZATION CRITERIA FOR RANGE OF VARIATION OF LAST THREE CONSECUTIVE READINGS (SEE FS 2212, SECTION 3)

pH: ± 0.2 units **Temperature:** ± 0.2 °C **Specific Conductance:** ± 5% **Dissolved Oxygen:** all readings ≤ 20% saturation (see Table FS 2200-2); optionally, ± 0.2 mg/L or ± 10% (whichever is greater) **Turbidity:** all readings ≤ 20 NTU; optionally ± 5 NTU or ± 10% (whichever is greater)

Revision Date: February 12, 2009

Form FD 9000-24

GROUNDWATER SAMPLING LOG

SITE NAME: 2020-L1-2448 Incident	SITE LOCATION: Huntersville, NC	
WELL NO: MW-57	SAMPLE ID: MW-57	DATE: 10/6/20

PURGING DATA

WELL DIAMETER (inches): 4"	TUBING DIAMETER (inches): 1/2"	WELL SCREEN INTERVAL DEPTH: NA feet to NA feet	STATIC DEPTH TO WATER (feet): 13.75	PURGE PUMP TYPE OR BAILER: MONSOON

WELL VOLUME PURGE: 1 WELL VOLUME = (TOTAL WELL DEPTH – STATIC DEPTH TO WATER) X WELL CAPACITY
(only fill out if applicable)
= (47.78 feet – 13.75 feet) X 0.653 gallons/foot = 22.22 gallons

EQUIPMENT VOLUME PURGE: 1 EQUIPMENT VOL. = PUMP VOLUME + (TUBING CAPACITY X TUBING LENGTH) + FLOW CELL VOLUME
(only fill out if applicable)
= gallons + (gallons/foot X feet) + gallons = gallons

INITIAL PUMP OR TUBING DEPTH IN WELL (feet): 42.00	FINAL PUMP OR TUBING DEPTH IN WELL (feet): 42.00	PURGING INITIATED AT: 1015	PURGING ENDED AT: 1210	TOTAL VOLUME PURGED (gallons): 66.66

TIME	VOLUME PURGED (gallons)	CUMUL. VOLUME PURGED (gallons)	PURGE RATE (gpm)	DEPTH TO WATER (feet)	pH (standard units)	TEMP. (°C)	COND. (circle units) µmhos/cm or mS/cm	DISSOLVED OXYGEN (circle units) mg/L or % saturation	TURBIDITY (NTUs)	COLOR (describe)	ODOR (describe)
1018	Initial	0	0.60	14.59	5.69	15.0	156.7	9.71	—	Clear	No
1055	22.22	22.22	0.60	18.95	6.15	15.0	-88.8	7.76	—	Clear	No
1132	22.22	44.44	0.60	20.18	6.17	15.0	-75.4	7.19	—	Clear	No
1209	22.22	66.66	0.60	20.64	6.21	15.0	-74.7	6.91	—	Clear	No

WELL CAPACITY (Gallons Per Foot): 0.75" = 0.02; 1" = 0.04; 1.25" = 0.06; 2" = 0.16; 3" = 0.37; 4" = 0.65; 5" = 1.02; 6" = 1.47; 12" = 5.88
TUBING INSIDE DIA. CAPACITY (Gal./Ft.): 1/8" = 0.0006; 3/16" = 0.0014; 1/4" = 0.0026; 5/16" = 0.004; 3/8" = 0.006; 1/2" = 0.010; 5/8" = 0.016

PURGING EQUIPMENT CODES: B = Bailer; BP = Bladder Pump; ESP = Electric Submersible Pump; PP = Peristaltic Pump; O = Other (Specify)

SAMPLING DATA

SAMPLED BY (PRINT) / AFFILIATION: Justin Butler / AECOM	SAMPLER(S) SIGNATURE(S):	SAMPLING INITIATED AT: 1210	SAMPLING ENDED AT: 1220
PUMP OR TUBING DEPTH IN WELL (feet): 42'	TUBING MATERIAL CODE: PE	FIELD-FILTERED: Y (N) Filtration Equipment Type:	FILTER SIZE: ____ µm
FIELD DECONTAMINATION: PUMP (Y) (N)	TUBING Y (N) (replaced)	DUPLICATE: Y (N)	

SAMPLE CONTAINER SPECIFICATION				SAMPLE PRESERVATION					
SAMPLE ID CODE	# CONTAINERS	MATERIAL CODE	VOLUME	PRESERVATIVE USED	TOTAL VOL ADDED IN FIELD (mL)	FINAL pH	INTENDED ANALYSIS AND/OR METHOD	SAMPLING EQUIPMENT CODE	SAMPLE PUMP FLOW RATE (mL per minute)
MW-57	4	AG	40ml	HCL	40ml x 4	6.21	6200	ESP	0.1
MW-57	3	AG	40ml	HCL	40ml x 3		VPH	ESP	
MW-57	3	CG	40ml	Na Thiosulfate	40ml x 3		EDB by 504.1	ESP	
MW-57	1	PE	250ml	HN03	250ml		Lead by 6010	ESP	

REMARKS:

MATERIAL CODES: AG = Amber Glass; CG = Clear Glass; PE = Polyethylene; PP = Polypropylene; S = Silicone; T = Teflon; O = Other (Specify)

SAMPLING EQUIPMENT CODES: APP = After Peristaltic Pump; B = Bailer; BP = Bladder Pump; ESP = Electric Submersible Pump; RFPP = Reverse Flow Peristaltic Pump; SM = Straw Method (Tubing Gravity Drain); O = Other (Specify)

NOTES: 1. **The above do not constitute all of the information required by Chapter 62-160, F.A.C.**
2. STABILIZATION CRITERIA FOR RANGE OF VARIATION OF LAST THREE CONSECUTIVE READINGS (SEE FS 2212, SECTION 3)

pH: ± 0.2 units **Temperature:** ± 0.2 °C **Specific Conductance:** ± 5% **Dissolved Oxygen:** all readings ≤ 20% saturation (see Table FS 2200-2); optionally, ± 0.2 mg/L or ± 10% (whichever is greater) **Turbidity:** all readings ≤ 20 NTU; optionally ± 5 NTU or ± 10% (whichever is greater)

Revision Date: February 12, 2009

Form FD 9000-24

GROUNDWATER SAMPLING LOG

SITE NAME: 2020-L1-2448 Incident	SITE LOCATION: Huntersville, NC	
WELL NO: MW-58	SAMPLE ID: MW-58	DATE: 10/7/20

PURGING DATA

WELL DIAMETER (inches): 4"	TUBING DIAMETER (inches): 1/2"	WELL SCREEN INTERVAL DEPTH: NA feet to NA feet	STATIC DEPTH TO WATER (feet): 28.77	PURGE PUMP TYPE OR BAILER: MONSOON

WELL VOLUME PURGE: 1 WELL VOLUME = (TOTAL WELL DEPTH – STATIC DEPTH TO WATER) X WELL CAPACITY
(only fill out if applicable)
= (52.56 feet – 28.77 feet) X 0.653 gallons/foot = 15.53 gallons

EQUIPMENT VOLUME PURGE: 1 EQUIPMENT VOL. = PUMP VOLUME + (TUBING CAPACITY X TUBING LENGTH) + FLOW CELL VOLUME
(only fill out if applicable)
= gallons + (gallons/foot X feet) + gallons = gallons

INITIAL PUMP OR TUBING DEPTH IN WELL (feet): 47'	FINAL PUMP OR TUBING DEPTH IN WELL (feet): 47'	PURGING INITIATED AT: 1119	PURGING ENDED AT: 1220	TOTAL VOLUME PURGED (gallons): 46.59

TIME	VOLUME PURGED (gallons)	CUMUL. VOLUME PURGED (gallons)	PURGE RATE (gpm)	DEPTH TO WATER (feet)	pH (standard units)	TEMP. (°C)	COND. (circle units) µmhos/cm or µS/cm	DISSOLVED OXYGEN (circle units) mg/L or % saturation	TURBIDITY (NTUs)	COLOR (describe)	ODOR (describe)
1121	Initial	0	0.87	29.71 5.03	5.03	15.8	59.2	9.70	—	Clear	NO
1139	15.53	15.53	0.87	40.82	5.41	16.0	54.4	8.29	—	Light Tan	NO
1157	15.53	30.06	0.87	45.07	5.55	16.3	55.5	8.92	—	Light Tan	NO
1215	15.53	46.59	0.87	46.70	5.65	16.3	56.6	7.62	—	Clear	NO

WELL CAPACITY (Gallons Per Foot): 0.75" = 0.02; 1" = 0.04; 1.25" = 0.06; 2" = 0.16; 3" = 0.37; 4" = 0.65; 5" = 1.02; 6" = 1.47; 12" = 5.88
TUBING INSIDE DIA. CAPACITY (Gal./Ft.): 1/8" = 0.0006; 3/16" = 0.0014; 1/4" = 0.0026; 5/16" = 0.004; 3/8" = 0.006; 1/2" = 0.010; 5/8" = 0.016

PURGING EQUIPMENT CODES: B = Bailer; BP = Bladder Pump; ESP = Electric Submersible Pump; PP = Peristaltic Pump; O = Other (Specify)

SAMPLING DATA

SAMPLED BY (PRINT) / AFFILIATION: Justin Butler	SAMPLER(S) SIGNATURE(S):	SAMPLING INITIATED AT: 1220	SAMPLING ENDED AT: 1230
PUMP OR TUBING DEPTH IN WELL (feet):	TUBING MATERIAL CODE: PE	FIELD-FILTERED: Y (N) Filtration Equipment Type:	FILTER SIZE: ____ µm
FIELD DECONTAMINATION: PUMP (Y) N	TUBING Y (N replaced)	DUPLICATE: Y (N)	

SAMPLE CONTAINER SPECIFICATION				SAMPLE PRESERVATION					
SAMPLE ID CODE	# CONTAINERS	MATERIAL CODE	VOLUME	PRESERVATIVE USED	TOTAL VOL ADDED IN FIELD (mL)	FINAL pH	INTENDED ANALYSIS AND/OR METHOD	SAMPLING EQUIPMENT CODE	SAMPLE PUMP FLOW RATE (mL per minute)
MW-58	4	AG	40ml	HCL	40ml x 4	5.65	6200	ESP	0.1
MW-58	3	AG	40ml	HCL	40ml x 3		VPH		
MW-58	3	CG	40ml	Na Thiosulfate	40ml x 3		EDB by 504.1		
MW-58	1	PE	250ml	HN03	250ml		Lead by 6010		

REMARKS:

MATERIAL CODES: AG = Amber Glass; CG = Clear Glass; PE = Polyethylene; PP = Polypropylene; S = Silicone; T = Teflon; O = Other (Specify)

SAMPLING EQUIPMENT CODES: APP = After Peristaltic Pump; B = Bailer; BP = Bladder Pump; ESP = Electric Submersible Pump; RFPP = Reverse Flow Peristaltic Pump; SM = Straw Method (Tubing Gravity Drain); O = Other (Specify)

NOTES: 1. **The above do not constitute all of the information required by Chapter 62-160, F.A.C.**

2. STABILIZATION CRITERIA FOR RANGE OF VARIATION OF LAST THREE CONSECUTIVE READINGS (SEE FS 2212, SECTION 3)

pH: ± 0.2 units **Temperature:** ± 0.2 °C **Specific Conductance:** ± 5% **Dissolved Oxygen:** all readings ≤ 20% saturation (see Table FS 2200-2); optionally, ± 0.2 mg/L or ± 10% (whichever is greater) **Turbidity:** all readings ≤ 20 NTU; optionally ± 5 NTU or ± 10% (whichever is greater)

Revision Date: February 12, 2009

Form FD 9000-24

GROUNDWATER SAMPLING LOG

SITE NAME: 2020-L1-2448 Incident	SITE LOCATION: Huntersville, NC	
WELL NO: MW-59	SAMPLE ID: MW-59	DATE: 10/7/20

PURGING DATA

WELL DIAMETER (inches): 4"	TUBING DIAMETER (inches): 1/2"	WELL SCREEN INTERVAL DEPTH: NA feet to NA feet	STATIC DEPTH TO WATER (feet): 31.15	PURGE PUMP TYPE OR BAILER: Monsoon

WELL VOLUME PURGE: 1 WELL VOLUME = (TOTAL WELL DEPTH − STATIC DEPTH TO WATER) X WELL CAPACITY
(only fill out if applicable)
= (53.30 feet − 31.15 feet) X 0.653 gallons/foot = 14.46 gallons

EQUIPMENT VOLUME PURGE: 1 EQUIPMENT VOL. = PUMP VOLUME + (TUBING CAPACITY X TUBING LENGTH) + FLOW CELL VOLUME
(only fill out if applicable)
= gallons + (gallons/foot X feet) + gallons = gallons

INITIAL PUMP OR TUBING DEPTH IN WELL (feet): 48'	FINAL PUMP OR TUBING DEPTH IN WELL (feet): 48'	PURGING INITIATED AT: 1000	PURGING ENDED AT: 1055	TOTAL VOLUME PURGED (gallons): 14.46

TIME	VOLUME PURGED (gallons)	CUMUL. VOLUME PURGED (gallons)	PURGE RATE (gpm)	DEPTH TO WATER (feet)	pH (standard units)	TEMP. (°C)	COND. (circle units) µmhos/cm or mS/cm	DISSOLVED OXYGEN (circle units) mg/L or % saturation	TURBIDITY (NTUs)	COLOR (describe)	ODOR (describe)
1005	Initial	0	0.91	34.35	5.21	16.1	86.4	6.92	—	Clear	NO
1021	14.46	14.46	0.91	41.03	5.43	16.0	82.0	6.84	—	light tan	NA
1037	14.46	28.92	0.91	44.15	5.69	16.0	91.0	6.75	—	Clear	NA
1053	14.46	43.38	0.91	44.16	5.69	16.1	93.2	6.75	—	Clear	NA

WELL CAPACITY (Gallons Per Foot): 0.75" = 0.02; 1" = 0.04; 1.25" = 0.06; 2" = 0.16; 3" = 0.37; 4" = 0.65; 5" = 1.02; 6" = 1.47; 12" = 5.88
TUBING INSIDE DIA. CAPACITY (Gal./Ft.): 1/8" = 0.0006; 3/16" = 0.0014; 1/4" = 0.0026; 5/16" = 0.004; 3/8" = 0.006; 1/2" = 0.010; 5/8" = 0.016

PURGING EQUIPMENT CODES: B = Bailer; BP = Bladder Pump; ESP = Electric Submersible Pump; PP = Peristaltic Pump; O = Other (Specify)

SAMPLING DATA

SAMPLED BY (PRINT) / AFFILIATION: Justin Butler	SAMPLER(S) SIGNATURE(S):	SAMPLING INITIATED AT: 1055	SAMPLING ENDED AT: 1105
PUMP OR TUBING DEPTH IN WELL (feet): 48'	TUBING MATERIAL CODE: PE	FIELD-FILTERED: Y (N) Filtration Equipment Type:	FILTER SIZE: ____ µm
FIELD DECONTAMINATION: PUMP (Y) N	TUBING Y (N) (replaced)	DUPLICATE: Y (N)	

SAMPLE CONTAINER SPECIFICATION				SAMPLE PRESERVATION					
SAMPLE ID CODE	# CONTAINERS	MATERIAL CODE	VOLUME	PRESERVATIVE USED	TOTAL VOL ADDED IN FIELD (mL)	FINAL pH	INTENDED ANALYSIS AND/OR METHOD	SAMPLING EQUIPMENT CODE	SAMPLE PUMP FLOW RATE (mL per minute)
MW-59	4	AG	40ml	HCL	40ml x 4	5.69	6200	ESP	0.1
MW-59	3	AG	40ml	HCL	40ml x 3		VPH		
MW-59	3	CG	40ml	Na Thiosulfate	40ml x 3		EDB by 504.1		
MW-59	1	PE	250ml	HN03	250ml		Lead by 6010		

REMARKS:

MATERIAL CODES: AG = Amber Glass; CG = Clear Glass; PE = Polyethylene; PP = Polypropylene; S = Silicone; T = Teflon; O = Other (Specify)

SAMPLING EQUIPMENT CODES: APP = After Peristaltic Pump; B = Bailer; BP = Bladder Pump; ESP = Electric Submersible Pump; RFPP = Reverse Flow Peristaltic Pump; SM = Straw Method (Tubing Gravity Drain); O = Other (Specify)

NOTES: 1. **The above do not constitute all of the information required by Chapter 62-160, F.A.C.**
2. STABILIZATION CRITERIA FOR RANGE OF VARIATION OF LAST THREE CONSECUTIVE READINGS (SEE FS 2212, SECTION 3)

pH: ± 0.2 units **Temperature:** ± 0.2 °C **Specific Conductance:** ± 5% **Dissolved Oxygen:** all readings ≤ 20% saturation (see Table FS 2200-2); optionally, ± 0.2 mg/L or ± 10% (whichever is greater) **Turbidity:** all readings ≤ 20 NTU; optionally ± 5 NTU or ± 10% (whichever is greater)

Revision Date: February 12, 2009

Form FD 9000-24

GROUNDWATER SAMPLING LOG

SITE NAME: 2020-L1-2448 Incident	SITE LOCATION: Huntersville, NC	
WELL NO: MW-60	SAMPLE ID: MW-60	DATE: 10.7.2020

PURGING DATA

WELL DIAMETER (inches): 4	TUBING DIAMETER (inches): 0.0026	WELL SCREEN INTERVAL DEPTH: feet to feet	STATIC DEPTH TO WATER (feet): 33.58	PURGE PUMP TYPE OR BAILER:

WELL VOLUME PURGE: 1 WELL VOLUME = (TOTAL WELL DEPTH − STATIC DEPTH TO WATER) X WELL CAPACITY
(only fill out if applicable)
1 well volume: 26.28 Gal = (47 feet − 33.58 feet) X 0.653 gallons/foot = 8.76 gallons

EQUIPMENT VOLUME PURGE: 1 EQUIPMENT VOL. = PUMP VOLUME + (TUBING CAPACITY X TUBING LENGTH) + FLOW CELL VOLUME
(only fill out if applicable)
= gallons + (gallons/foot X feet) + gallons = gallons

INITIAL PUMP OR TUBING DEPTH IN WELL (feet): 40	FINAL PUMP OR TUBING DEPTH IN WELL (feet): 40	PURGING INITIATED AT: 0920	PURGING ENDED AT: 1045	TOTAL VOLUME PURGED (gallons):

TIME	VOLUME PURGED (gallons)	CUMUL. VOLUME PURGED (gallons)	PURGE RATE (gpm)	DEPTH TO WATER (feet)	pH (standard units)	TEMP. (°C)	COND. (circle units) µmhos/cm or µS/cm	DISSOLVED OXYGEN (circle units) mg/L or % saturation	TURBIDITY (NTUs)	COLOR (describe)	ODOR (describe)
0950	8.76	8.76	1	37.45	7.19	18.2	218.9	7.82	—	LB	NONE
1020	8.76	17.52		37.65	6.34	18.7	185.5	4.67	—	LB	NONE
1045	8.76	26.28		38.20	6.43	17.4	138.2	7.72	—	LB	NONE
					LT						
					10.7.2020						

WELL CAPACITY (Gallons Per Foot): 0.75" = 0.02; 1" = 0.04; 1.25" = 0.06; 2" = 0.16; 3" = 0.37; 4" = 0.65; 5" = 1.02; 6" = 1.47; 12" = 5.88
TUBING INSIDE DIA. CAPACITY (Gal./Ft.): 1/8" = 0.0006; 3/16" = 0.0014; 1/4" = 0.0026; 5/16" = 0.004; 3/8" = 0.006; 1/2" = 0.010; 5/8" = 0.016

PURGING EQUIPMENT CODES: B = Bailer; BP = Bladder Pump; ESP = Electric Submersible Pump; PP = Peristaltic Pump; O = Other (Specify)

SAMPLING DATA

SAMPLED BY (PRINT) / AFFILIATION: Lei Tian / AECOM	SAMPLER(S) SIGNATURE(S):	SAMPLING INITIATED AT: 1050	SAMPLING ENDED AT: 1100
PUMP OR TUBING DEPTH IN WELL (feet):	TUBING MATERIAL CODE: T	FIELD-FILTERED: Y (N) Filtration Equipment Type:	FILTER SIZE: — µm
FIELD DECONTAMINATION: PUMP (Y) N	TUBING Y (N replaced)	DUPLICATE: Y N	

SAMPLE CONTAINER SPECIFICATION				SAMPLE PRESERVATION					
SAMPLE ID CODE	# CONTAINERS	MATERIAL CODE	VOLUME	PRESERVATIVE USED	TOTAL VOL ADDED IN FIELD (mL)	FINAL pH	INTENDED ANALYSIS AND/OR METHOD	SAMPLING EQUIPMENT CODE	SAMPLE PUMP FLOW RATE (mL per minute)
MW-60	4	AG	40ml	HCL	40ml x 4	6.43	6200	ESP	
	3	AG	40ml	HCL	40ml x 3		VPH		
	3	CG	40ml	Na Thiosulfate	40ml x 3		EDB by 504.1		
	1	PE	250ml	HN03	250ml		Lead by 6010		

REMARKS:
Water is turbid, silty - difficulties with monsoon motor

MATERIAL CODES: AG = Amber Glass; CG = Clear Glass; PE = Polyethylene; PP = Polypropylene; S = Silicone; T = Teflon; O = Other (Specify)

SAMPLING EQUIPMENT CODES: APP = After Peristaltic Pump; B = Bailer; BP = Bladder Pump; ESP = Electric Submersible Pump; RFPP = Reverse Flow Peristaltic Pump; SM = Straw Method (Tubing Gravity Drain); O = Other (Specify)

NOTES: 1. **The above do not constitute all of the information required by Chapter 62-160, F.A.C.**
2. STABILIZATION CRITERIA FOR RANGE OF VARIATION OF LAST THREE CONSECUTIVE READINGS (SEE FS 2212, SECTION 3)

pH: ± 0.2 units **Temperature:** ± 0.2 °C **Specific Conductance:** ± 5% **Dissolved Oxygen:** all readings ≤ 20% saturation (see Table FS 2200-2); optionally, ± 0.2 mg/L or ± 10% (whichever is greater) **Turbidity:** all readings ≤ 20 NTU; optionally ± 5 NTU or ± 10% (whichever is greater)

Revision Date: February 12, 2009

APPENDIX F

WELL ABANDONMENT RECORDS

WELL ABANDONMENT RECORD

For Internal Use ONLY:

1. Well Contractor Information:

Thomas Whitehead

Well Contractor Name (or well owner personally abandoning well on his/her property)

2907-A

NC Well Contractor Certification Number

S&ME

Company Name

2. Well Construction Permit #: _____

List all applicable well construction permits (i.e. UIC, County, State, Variance, etc.) if known

3. Well use (check well use):

Water Supply Well:

- ☐ Agricultural
- ☐ Municipal/Public
- ☐ Geothermal (Heating/Cooling Supply)
- ■ Residential Water Supply (single)
- ☐ Industrial/Commercial
- ☐ Residential Water Supply (shared)
- ☐ Irrigation

Non-Water Supply Well:

- ☐ Monitoring
- ☐ Recovery

Injection Well:

- ☐ Aquifer Recharge
- ☐ Groundwater Remediation
- ☐ Aquifer Storage and Recovery
- ☐ Salinity Barrier
- ☐ Aquifer Test
- ☐ Stormwater Drainage
- ☐ Experimental Technology
- ☐ Subsidence Control
- ☐ Geothermal (Closed Loop)
- ☐ Tracer
- ☐ Geothermal (Heating/Cooling Return)
- ☐ Other (explain under 7g)

4. Date well(s) abandoned: 9/10/20

5a. Well location:

Nettie M Engram

Facility/Owner Name

Facility ID# (if applicable)

14108 Huntersville-Concord Road Huntersville NC 28078

Physical Address, City, and Zip

Mecklenburg

County

01921203

Parcel Identification No. (PIN)

5b. Latitude and longitude in degrees/minutes/seconds or decimal degrees:
(if well field, one lat/long is sufficient)

35.413015 N -80.805472 W

CONSTRUCTION DETAILS OF WELL(S) BEING ABANDONED

*Attach well construction record(s) if available. For multiple injection or non-water supply wells **ONLY** with the same construction/abandonment, you can submit one form.*

6a. Well ID#: WSW-1

6b. Total well depth: 380 (ft.)

6c. Borehole diameter: N/A (in.)

6d. Water level below ground surface: 47.89 (ft.)

6e. Outer casing length (if known): N/A (ft.)

6f. Inner casing/tubing length (if known): _____ (ft.)

6g. Screen length (if known): _____ (ft.)

WELL ABANDONMENT DETAILS

7a. For Geoprobe/DPT or Closed-Loop Geothermal Wells having the same well construction/depth, only 1 GW-30 is needed. Indicate TOTAL NUMBER of wells abandoned: _____

7b. Approximate volume of water remaining in well(s): 488 (gal.)

FOR WATER SUPPLY WELLS ONLY:

7c. Type of disinfectant used: HTH

7d. Amount of disinfectant used: 15 ounces

7e. Sealing materials used (check all that apply):

- ☐ Neat Cement Grout
- ■ Bentonite Chips or Pellets
- ☐ Sand Cement Grout
- ☐ Dry Clay
- ☐ Concrete Grout
- ☐ Drill Cuttings
- ☐ Specialty Grout
- ☐ Gravel
- ☐ Bentonite Slurry
- ☐ Other (explain under 7g)

7f. For each material selected above, provide amount of materials used:

4,400 lbs bentonite chips

7g. Provide a brief description of the abandonment procedure:

Pour Bentonite
Well Abandonment Permit #10011571

8. Certification:

Signature of Certified Well Contractor or Well Owner

10/15/20

Date

By signing this form, I hereby certify that the well(s) was (were) abandoned in accordance with 15A NCAC 02C .0100 or 2C .0200 Well Construction Standards and that a copy of this record has been provided to the well owner.

9. Site diagram or additional well details:
You may use the back of this page to provide additional well site details or well abandonment details. You may also attach additional pages if necessary.

SUBMITTAL INSTRUCTIONS

10a. For All Wells: Submit this form within 30 days of completion of well abandonment to the following:

Division of Water Resources, Information Processing Unit,
1617 Mail Service Center, Raleigh, NC 27699-1617

10b. For Injection Wells: In addition to sending the form to the address in 10a above, also submit one copy of this form within 30 days of completion of well abandonment to the following:

Division of Water Resources, Underground Injection Control Program,
1636 Mail Service Center, Raleigh, NC 27699-1636

10c. For Water Supply & Injection Wells: In addition to sending the form to the address(es) above, also submit one copy of this form within 30 days of completion of well abandonment to the county health department of the county where abandoned.