

STATE-MANAGED SPECIES – BAY SCALLOP

**FISHERY MANAGEMENT PLAN UPDATE
BAY SCALLOP
AUGUST 2020**

STATUS OF THE FISHERY MANAGEMENT PLAN

Fishery Management Plan History

Original FMP Adoption:	November 2007
Amendments:	Amendment 1 – November 2010 Amendment 2 – February 2015
Revisions:	None
Supplements:	None
Information Updates:	None
Schedule Changes:	July 2005 – Began the original FMP a year earlier than planned due to concerns of limited abundance August 2020 – This update satisfies the formal review of Amendment 2 to the North Carolina Bay Scallop Fishery Management Plan. The next scheduled formal review will begin July 2025.
Next Benchmark Review:	July 2025

The N.C. Bay Scallop Fishery Management Plan (FMP) was adopted in November 2007. The FMP implemented prohibited take from 2006 to 2008 until an independent sampling indicator was established for re-opening in 2009. Amendment 1 of the Bay Scallop FMP was finalized in November 2010 to provide more flexibility (Adaptive Management) to open the fisheries as the bay scallop population recovers. Target indices were established from fishery independent data collected before a red tide (toxic dinoflagellate) event of late autumn 1987 and early 1988 in Core, Back, and Bogue sounds that decimated the fishery. A separate sampling indicator for re-opening was developed in 2009 for Pamlico Sound. Amendment 2, adopted in February 2015, continues to use the abundance thresholds for opening the harvest season and defining the harvest levels for all areas, except areas south of Bogue Sound. Areas south of Bogue Sound will not be managed with a specific abundance opening level, but will be opened or remain closed based on North Carolina Division of Marine Fisheries (NCDMF) evaluation of sampling results in this region. Expanded sampling is to occur in all areas including areas south of Bogue Sound and improving the reliability of the data for the recreational scallop harvest. For private culture and enhancement, the current management strategy is to modify rules for bottom culture and aquaculture operations to be consistent with rules for other shellfish species. The Shellfish Research Hatchery in Wilmington, N.C. will establish a pilot program to distribute cultured bay

STATE-MANAGED SPECIES – BAY SCALLOP

scallop seed on private bottom, and depending on the results potentially expand the pilot program to include enhancement for public bottom.

Management Unit

Includes the bay scallop (*Argopecten irradians*) and its fisheries in all waters of coastal North Carolina.

Goal and Objectives

The goal of the North Carolina Bay Scallop Fishery Management Plan is to implement a management strategy that restores the stock, maintains sustainable harvest, maximizes the social and economic value, and considers the needs of all user groups. To achieve this goal, it is recommended that the following objectives be met:

1. Develop an objective management program that restores and maintains sustainable harvest.
2. Promote the protection, restoration, and enhancement of habitats and water quality necessary for enhancing the fishery resource.
3. Identify, enhance, and initiate studies to increase our understanding of bay scallop biology, predator/prey relationships, and population dynamics in North Carolina.
4. Investigate methods for protecting and enhancing the spawning stock.
5. Investigate methods and implications of bay scallop aquaculture.
6. Address social and economic concerns of all user groups.
7. Promote public awareness regarding the status and management of the North Carolina bay scallop stock.

STATUS OF THE STOCK

Life History

Bay scallops are estuarine-dependent mollusks found in grass beds. Bay scallops are hermaphroditic (contain both sex cells) bivalves and mature and spawn in a year (Brousseau 2005). Their lifespan is only 12-26 months. In North Carolina, bay scallops spawn predominantly from August through January and again in March through May (Gutsell 1930). The larvae go through several swimming stages before attaching to a suitable substrate such as seagrass. Upon reaching a size of approximately 1 inch (20-30 mm), bay scallops drop to the bottom. Although other benthic structures can be used for attachment, bay scallops use seagrass beds almost exclusively, and are therefore highly dependent on this habitat for successful recruitment (Thayer and Stuart 1974). Bay scallops are filter feeders and feed on benthic diatoms (Davis and Marshall 1961). Predators of the bay scallop include cownose rays, blue crabs, starfish, whelks, and sea birds.

Stock Status

There are insufficient data to conduct a traditional stock assessment for bay scallop in North Carolina. Bay scallop in North Carolina are a species of concern because of population declines,

STATE-MANAGED SPECIES – BAY SCALLOP

caused by previous red tide events and the additive impacts from environmental factors and predation. Annual commercial landings of bay scallops show large fluctuations through time and are presumed to be driven by changing climate conditions (i.e., winter freezes, high freshwater runoff), predation, and red tide. Bay scallops are vulnerable to overharvest because of the multiple factors affecting their survival.

Stock Assessment

Fishery independent data on bay scallop have been collected by the NCDMF since 1975, and consistently collected since 1998 to evaluate recruitment into the population and recruitment into the fishery for the current fishing season. Analyses of these data have demonstrated trends between NCDMF fishery independent data and landings data from the following year. The long term landings data (1972-2005) most likely reflected population abundance because harvest was allowed to continue until scallop densities reached levels below those that make the fishing economically viable (Peterson and Summerson 1992). However, during 2006 and after the implementation of the 2007 Bay Scallop FMP, a prohibited take on harvest went into effect to rebuild the stock and until a standardized catch per unit effort measure could be determined (NCDMF 2007). Therefore, using landings data is no longer an effective tool to indicate population size.

Data on bay scallop abundance from fishery independent sampling are evaluated annually and standardized bay scallop population level indicators were first established as progressive triggers for opening the harvest season in Amendment 1 of the Bay Scallop FMP in 2010 (NCDMF 2010). These triggers are based on NCDMF sampling that occurred between the pre-red tide months of October and December in 1984 and 1985 for Back, Bogue, and Core sounds and in post-red tide January 2009 in Pamlico Sound (Table 1). These triggers allow for flexibility to open the fisheries as the bay scallop population recovers and determines harvest limits based on 50 percent, 75 percent, and 125 percent of the natural log of the Catch Per Unit Effort (lnCPUE) target (Tables 2 and 3).

Fishery independent data shows most samples have small or zero catch, while only a few samples exhibit large catches producing a lognormal distribution, which is usual for most fishery independent data. Each sample is averaged to get the estimated mean lnCPUE and standard deviation for the October-December time period for all areas to produce indices of abundance.

Trends in the past 10 years show bay scallop abundance is very low in all regions, which is also reflected in landings when harvest is opened (Figures 1, 2, and 3). Since the inception of the harvest opening index of abundance, the season has only opened during three years in specific regions, and at the lowest allowed harvest levels. Two of the three open harvest seasons saw very little catch (Figure 4). Expanding the sampling coverage or number of stations in all areas is recommended in Amendment 2 of the FMP to improve estimates of bay scallop abundance. As bay scallop abundances expand and retract from year to year, broader sampling coverage of these areas will help identify more precisely what is happening to the population before entering the harvest season.

STATUS OF THE FISHERY

Current Regulations

The season can only occur from the last Monday in January through April 1st and there is no minimum size limit for both the commercial and recreational user groups. Specific trip limits, number of days to harvest, and specific gear allowances are implemented within the open season. Both the opening of the season and the harvest restrictions within the open season are based on NCDMF fishery independent sampling abundance levels determining the levels of harvest (NCDMF 2015). There was no open harvest season for bay scallops in 2019 because abundance levels were too low to meet the threshold for opening the season.

Commercial Landings

Bay scallop abundance and harvest have widely fluctuated since landings have been recorded (MacKenzie 2008). Landings are closely linked to weather and other environmental factors. Landings ranged from a peak of approximately 1.4 million pounds of meats in 1928 when North Carolina led the nation in scallop production, to a low of zero landings in 2005 even though there was an open harvest season. Landings have been virtually non-existent since 2005.

The red tide (toxic dinoflagellate) event of late autumn 1987 and early 1988 caused mortality to approximately 21 percent of the adult bay scallops in Bogue and Back sounds and reduced recruitment of juvenile bay scallops the following spring to only two percent of normal (the mean of the previous three red tide-free years) (Summerson and Peterson 1990). This event has had lasting impacts to the bay scallop fishery and repopulation of the Bogue, Back, and Core sound regions has not fully occurred. Landings in recent years have been extremely low due to the failure of bay scallop stocks to recover after the red tide event, fishing pressure, and predation.

A prohibited take on harvest occurred from 2006 to 2008 through the 2005 FMP (NCDMF 2007). Amendment 1 initiated abundance estimates to determine opening the fishery and at what levels harvest would occur based on the abundance estimates by region (NCDMF 2010). An open harvest commercial and recreational harvest season occurred in Core and Pamlico sounds in 2009, and in Pamlico Sound in 2010 (less than 500 pounds of meat were landed commercially) (Figure 4). Bogue Sound and all areas south of Bogue Sound were opened to harvest to the NC/SC state line in internal waters in 2014 (less than 1,500 pounds of meat were landed commercially) (Figure 4).

Recreational Landings

The state's recreational shellfish survey has recently added a question about bay scallop harvest, but no open season has occurred since the question's introduction. Due to this, no estimation of recreational harvest can be made.

MONITORING PROGRAM DATA

Fishery-Dependent Monitoring

There are no fishery dependent sampling programs that collect information on the commercial or recreational fisheries for bay scallops.

Fishery-Independent Monitoring

Independent sampling of bay scallops for fisheries management information has been conducted since 1975, and has varied from monthly examinations at 20 stations to seasonal monitoring at fewer locations.

Currently sampling occurs four times a year in Pamlico, Core, Back, and Bogue sounds and areas south of Bogue Sound during the second or third week of the month in January, April, July, and October. Standardized sampling occurs in Pamlico Sound using a meter-square (m^2) quadrat and a bay scallop dredge is towed in Core, Back, and Bogue sounds, and areas south of Bogue Sound. A fixed set of eight stations are towed three times for two minutes with a scallop dredge in Core, Back, and Bogue sounds and additional stations are also sampled three times for two minutes where scallops have historically been found. A set of three fixed stations, two in New River and one in Topsail Sound, are towed three times for two minutes with a scallop dredge beginning in 2009 in areas south of Bogue Sound. Sampling also occurs at five fixed stations and five non-core stations off Hatteras Island. Bay scallops are collected with a rake or by hand for 10 m^2 samples within the station in Pamlico Sound. The PVC 1 m^2 quadrat is randomly placed 10 separate times within the area. Catch per unit effort (CPUE) is defined as the number of bay scallops (juvenile and adult combined) per one-minute tow if a dredge is used or per quadrat. Additional stations (non-fixed) are sampled in most areas dependent on bay scallop abundance at the given time of year. The natural log (ln) of the catch per unit effort (lnCPUE), measured as the number of bay scallops per minute (dredges) and number of bay scallops per meter squared (quadrat), is taken to avoid bias towards occasional large catches. A constant of 0.1 was added to all catches so that tows/quadrats with zero catches can be included in the estimates of the mean. All tows/quadrats taken at a station are averaged to get a single value for each station and are referred to as a sample. Each sample is averaged to get the estimated mean lnCPUE and standard deviation for the October-December time period for all areas to produce indices of abundance (Figures 1 and 2). Trends in the past 10 years show bay scallop abundance is very low in all regions which is reflected in the limited open areas to harvest in the past decade (Table 4; Figure 1).

MANAGEMENT STRATEGY

The current management strategy for the bay scallop fisheries is to allow the NCDMF Director to open a region to limited bay scallop harvest when sampling indicates bay scallop abundance is at 50 percent of the natural logarithm of the Catch Per Unit Effort (lnCPUE) level it was in 1984-1985 in the main harvest areas (Core, Bogue and Back sounds) (Table1). A separate sampling indicator for re-opening was developed in 2009 for Pamlico Sound (Table 1). Trip limits and fishing days will progressively increase if sampling shows bay scallop abundance is at 75 percent

STATE-MANAGED SPECIES – BAY SCALLOP

or 125 percent of 1984-85 lnCPUE levels (Tables 2 and 3). The open season may only occur from the last Monday in January through April 1 to ensure spawning is complete and the economic yield is at an optimum for fishermen. See Table 5 for current management strategies and the status on the implementation of each.

RESEARCH NEEDS

The list below is presented in order as it appears in Amendment 2 of the Bay Scallop FMP and the section or issue paper they come from is identified. Prioritization of each research recommendation is designated either a HIGH, MEDIUM, or LOW standing. A low ranking does not infer a lack of importance but is either already being addressed by others or provides limited information for aiding in management decisions. A high ranking indicates there is a substantial need, which may be time sensitive in nature, to provide information to help with management decisions.

Proper management of the bay scallop resource cannot occur until some of these research needs are met, the research recommendations include:

- Develop better methods to quantify the population including the means to have more precise measures of spatial and temporal variability both within and between sound scales- HIGH
- Identify viable stock enhancement techniques- HIGH
- Continue to identify strategic coastal habitats that will enhance protection of bay scallops and accelerate mapping of all shell bottom in North Carolina- MEDIUM
- Develop surveys of recruitment and spat settlement and identify critical areas for these- MEDIUM
- Identify role water quality and nutrient loading has in failed recruitment and develop methods for improvement- MEDIUM

FISHERY MANAGEMENT PLAN RECOMMENDATION

Bay scallop abundances have remained at historically low levels since the last benchmark review. This has not allowed a commercial or recreational harvest season to be opened, thus no stricter changes in management can be enacted. Consequently, the division recommends the 2020 annual FMP update serve as the scheduled review of the North Carolina Bay Scallop FMP. All management strategies that have been in place will be maintained as outlined in the state FMP. Stock conditions will be monitored and reported through each subsequent annual FMP update and the Marine Fisheries Commission will continue to receive the FMP review schedule annually. The next scheduled review of this plan will begin in July 2025.

STATE-MANAGED SPECIES – BAY SCALLOP

LITERATURE CITED

- Brousseau, D. J. 2005. Effects of Mortality and Harvesting on Inshore Bivalve Populations Trends. In: R. Buchsbaum, J. Pederson, W. E. Robinson (eds). *The Decline of Fisheries Resources in New England: Evaluating the Impact of Overfishing, Contamination, and Habitat Degradation*. Massachusetts Institute of Technology Sea Grant College Program, Cambridge, MA, MITSG 05-5: 97-118.
- Davis, R. L. and N. Marshall. 1961. The feeding of the bay scallop, *Aequipecten irradians*. *Proceedings of the National Shellfisheries Association*. 52: 25-29.
- Gutsell, J. S. 1930. Natural history of the bay scallop. United States Department of Commerce. Bureau of Fisheries. Washington, D. C. 1100. 569-630.
- MacKenzie Jr., C. L. 2008. History of the bay scallop, *Argopecten irradians*, Massachusetts through North Carolina: its biology and the history of its habitat and fisheries. In: *Bay Scallops in eastern North America: Part I*. *Marine Fisheries Review*. 70(3-4): 6-79.
- NCDMF (North Carolina Division of Marine Fisheries). 2007. North Carolina Bay Scallop Fishery Management Plan. North Carolina Department of Environment and Natural Resources. North Carolina Division of Marine Fisheries. Morehead City, NC. 198 pp.
- NCDMF. 2010. North Carolina Bay Scallop Fishery Management Plan Amendment 1. North Carolina Department of Environment and Natural Resources. North Carolina Division of Marine Fisheries. Morehead City, NC. 20 pp.
- NCDMF. 2015. North Carolina Bay Scallop Fishery Management Plan Amendment 2. North Carolina Department of Environment and Natural Resources. North Carolina Division of Marine Fisheries. Morehead City, NC. 179 pp.
- Peterson, C. H. and H. C. Summerson. 1992. Basin-scale coherence of population dynamics of an exploited marine invertebrate, the bay scallop: implications of recruitment limitation. *Marine Ecology Progress Series*. 90: 257-272.
- Summerson, H. C. and C. H. Peterson. 1990. Recruitment failure of the bay scallop, *Argopecten irradians concentricus*, during the first red tide, *Ptychodiscus brevis*, outbreak recorded in North Carolina. *Estuaries*. 13(3): 322-331.
- Thayer, G. W., and H. H. Stuart. 1974. The bay scallop makes its bed of eelgrass. U.S. Department of Commerce. National Marine Fisheries Service. Atlantic Estuarine Fisheries Center, Beaufort, NC. 16 p.

STATE-MANAGED SPECIES – BAY SCALLOP

TABLES

Table 1. Target and progressive triggers based on the lnCPUE (natural log of the number of bay scallops per 1-minute tow) for the October – December 1984-1985 period for Back, Bogue, and Core sounds. Target and progressive triggers based on the lnCPUE (natural log of the number of bay scallops per meter squared) for Pamlico Sound based on sampling in January 2009.

	Pamlico Sound	Core Sound	Back Sound	Bogue Sound
Target lnCPUE	-0.18	1.72	2.02	2.33
Progressive trigger 50%	-0.27	0.86	1.01	1.17
Progressive trigger 75%	-0.23	1.29	1.52	1.75
Progressive trigger	-0.14	2.15	2.53	2.91

Table 2. Adaptive management measures for opening the bay scallop commercial fishery as the selected management strategy of the Marine Fisheries Commission. The harvest levels are based on progressive triggers derived from the lnCPUE1984-1985 (Oct-Dec) target indicators for Core, Bogue and Back sounds and the lnCPUE Jan 2009 target indicator for Pamlico Sound.

Progressive triggers and target	Trip limit	Days open in the week	Allowed gears	Season
Less than 50% of target	No allowed harvest			
50% or greater of target but less than 75% of target	5 bushels per person per day not to exceed 10 bushels per fishing operation	Mon and Wed	By hand, hand rakes, hand tongs, dip net, and scoops	Last Monday in January to April 1st
75% or greater of target but less than 125% of target	10 bushels per person per day not to exceed 20 bushels per fishing operation	Mon, Tues, Wed, and Thur	By hand, hand rakes, hand tongs, dip net, and scoops	Last Monday in January to April 1st
	10 bushels per person per day not to exceed 20 bushels per fishing operation	Mon and Wed	Bay scallop dredges as described by rule 15A NCAC 03K .0503	Delay opening until first full week in March after hand harvest removes scallops from shallow waters to April 1st
125% or greater of target	15 bushels per person per day not to exceed 30 bushels per fishing operation	Mon, Tues, Wed, and Thur	By hand, hand rakes, hand tongs, dip net, and scoops	Last Monday in January to April 1st
	15 bushels per person per day not to exceed 30 bushels per fishing operation	Mon and Wed	Bay scallop dredges as described by rule 15A NCAC 03K .0503	Delay opening until the third full week in February after hand harvest removes scallops from shallow waters to April 1st

STATE-MANAGED SPECIES – BAY SCALLOP

Table 5. Summary of the management strategies and their implementation status from Amendment 2 of the Bay Scallop Fishery Management Plan.

Management Strategy	Implementation Status
ENVIRONMENTAL CONCERNS	
<i>Status quo</i> (manage fishing gear based on scallop densities)	No action required
Continue to support CHPP recommendations that enhance protection of existing bay scallop habitat	No action required; Already support the CHPP
Support programs that enhance bay scallop habitat by planting sea grass or other suitable settlement substrate	No action required; Already support the CHPP
Identify and designate SHAs that will enhance protection of the bay scallop	Ongoing through CHPP implementation plan
Remap and monitor SAV coverage in North Carolina to assess distribution and change over time.	Ongoing through CHPP implementation plan
Restore coastal wetlands to compensate for previous losses and enhance water quality conditions for the bay scallop	Ongoing through CHPP implementation plan
Work with CRC to revise shoreline stabilization rules to adequately protect riparian wetlands and shallow water habitat and significantly reduce the rate of shoreline hardening	Ongoing through CHPP implementation plan
Develop and implement a comprehensive coastal marina and dock management plan and policy to minimize impacts to SAV and other fish habitats	Ongoing through CHPP implementation plan
Evaluate dock criteria siting and construction to determine if existing requirements are adequate for SAV survival and growth, and modify if necessary	Ongoing through CHPP implementation plan
Assess the distribution, concentration, and threat of heavy metals and other toxic contaminants in freshwater and estuarine sediments and identify the areas of greatest concern to focus water quality improvement efforts	Ongoing through CHPP implementation plan
Shallow areas where trawling is currently allowed should be re-examined to determine if additional restrictions are necessary	Ongoing through CHPP implementation plan
Accelerate and complete mapping of all shell bottom in coastal North Carolina	Ongoing through CHPP implementation plan
Improve methods to reduce sediment and nutrient pollution from construction sites, agriculture, and forestry	Ongoing through CHPP implementation plan
Reduce impervious surfaces and increase on-site infiltration of storm water through voluntary or regulatory measures	Ongoing through CHPP implementation plan
Provide more incentives for low-impact development	Ongoing through CHPP implementation plan
Aggressively reduce point source pollution from wastewater through improved inspections of wastewater treatment facilities, improved maintenance of collection infrastructure, and establishment of additional incentives to local governments for wastewater treatment plant upgrading	Ongoing through CHPP implementation plan
Aggressively reduce point and non-point nutrient and sediment loading in estuarine waters, to levels that will sustain SAV habitat, using regulatory and non-regulatory actions	Ongoing through CHPP implementation plan
ENVIRONMENTAL CONCERNS	
Provide proper disposal of unwanted drugs, reduce insecticide and heavy metal run-off, and develop technologies to treat wastewater for antibiotics and hormones	Ongoing through CHPP implementation plan
Discourage use of detergents in coastal waters, especially detergents with antimicrobial components	Ongoing through CHPP implementation plan
INSUFFICIENT DATA	
Support improving the reliability of the data for the recreational scallop harvest	Incomplete
MANAGEMENT	

STATE-MANAGED SPECIES – BAY SCALLOP

Management Strategy	Implementation Status
Eliminate the August 1 through September 15 season open period in rule	Rule change required to 15A NCAC 03K .0501; Rule change completed on May 1, 2015
Expand sampling in all regions and manage harvest conditionally in areas south of Bogue Sound until adequate sampling can determine a harvest trigger for management.	Existing authority
Continue current progressive triggers with adaptive harvest levels in all areas, except areas south of Bogue Sound, and modify harvest management measures as shown in Table 12.7 and Table 12.8 in the issue paper. And continue to improve the statistical rigor of the abundance index.	Existing proclamation authority
Keep dredges at the 75% trigger harvest level in Table 12.7	Existing proclamation authority
Modify the daily commercial harvest possession limit in Rule 15A NCAC 03K .0501 to a quantity of no more than 15 standard U.S. bushels per person per day not to exceed 30 standard U.S. bushels in any combined commercial fishing operation per day to be consistent with the adaptive management measures trip limits.	Requires rule change to rule 15A NCAC 03K .0501; Rule change completed on May 1, 2015
Exempt bay scallop harvest from leases from the regular season and harvest limits	Requires rule change to rules 15A NCAC 03K .0111, 03K .0206, 03K .0303, 03K .0501, 03K .0502, 03K .0507, 03K .0508, 03O .0501; Rule changes completed on May 1, 2015
Support an exemption from G.S. 113-168.4 (b) (3) when the sale is to lease or Aquaculture Operations permit holders for further rearing	Requires statutory change to G.S. 113-168.4; NCDMF will take this suggested change to legislators at the next short session.
STOCK ENHANCEMENT	
Establish a pilot program with the Shellfish Research Hatchery to distribute cultured seed on private bottoms	Will need to start communicating with Shellfish Hatchery staff and interested private culturists interested in establishing this pilot work
Contingent on results to distribute seed on private bottom, expand the pilot program to include public bottom	Dependent on results from previous management strategy.

STATE-MANAGED SPECIES – BAY SCALLOP

FIGURES

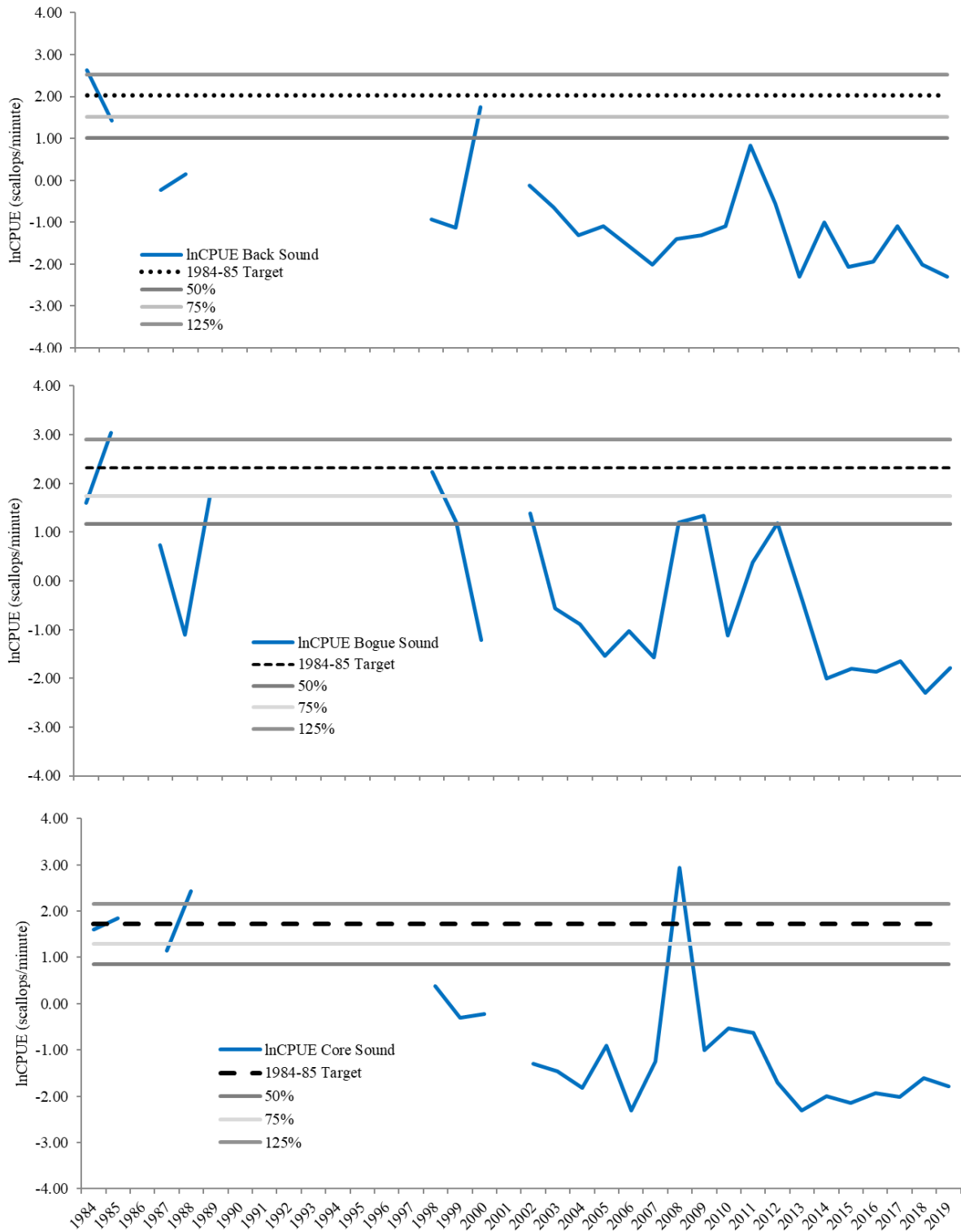


Figure 1. The mean number of bay scallops (lnCPUE)(bay scallops/minute) for Back, Bogue, and Core sounds during the October-December sampling time period and average lnCPUE (target) for the 1984-1985 period showing progressive triggers at 50 percent, 75 percent, and 125 percent of the target. Year indicates the sampling year which is used to determine the harvest season for the next calendar year.

STATE-MANAGED SPECIES – BAY SCALLOP

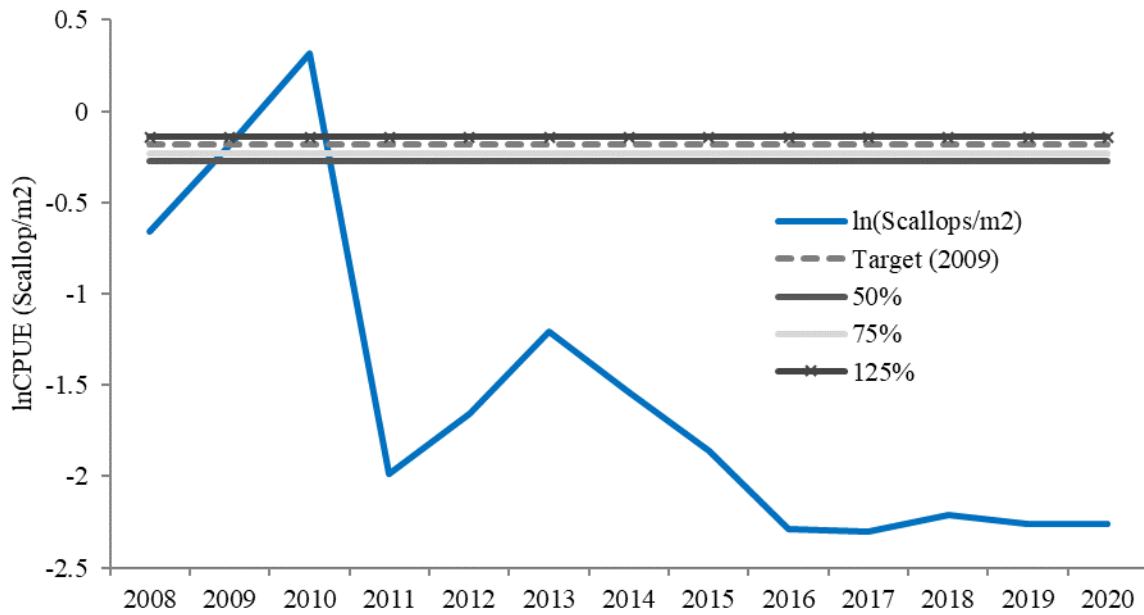


Figure 2. The mean number of bay scallops, lnCPUE (ln(bay scallops/m²)), for Pamlico Sound during the January sampling time period and target for the January 2009 period showing progressive triggers at 50 percent, 75 percent, and 125 percent of the target. Year indicates the sampling year which is used to determine the harvest season for the same calendar year.

STATE-MANAGED SPECIES – BAY SCALLOP

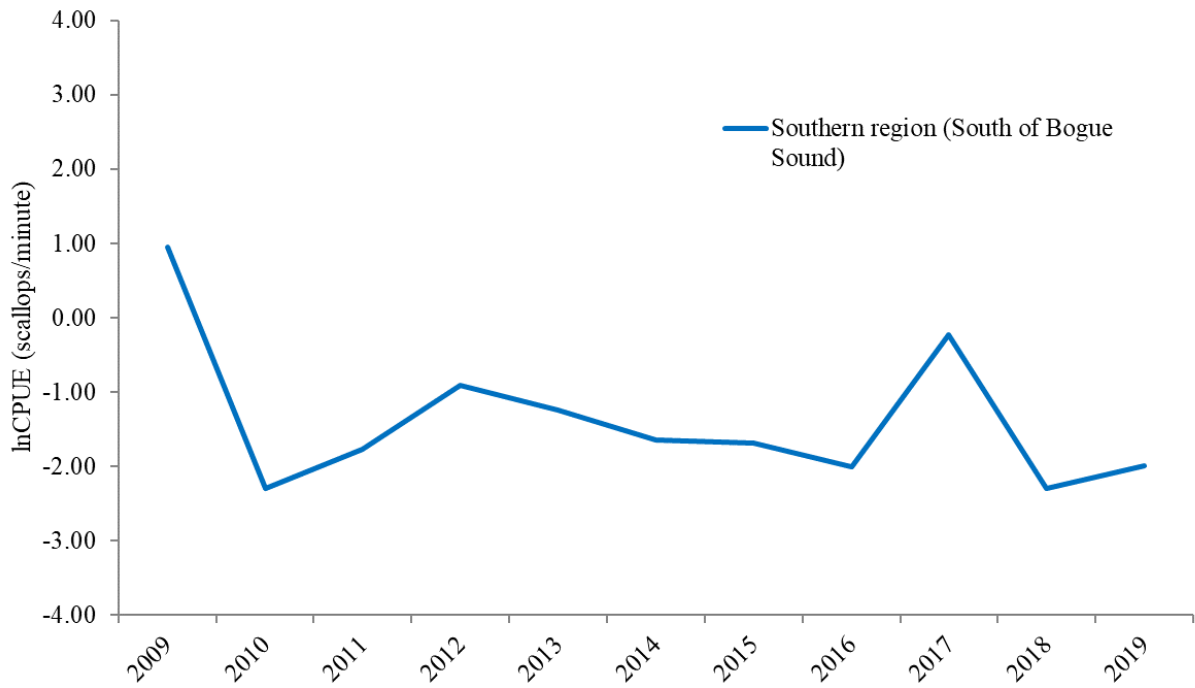


Figure 3. The mean number of bay scallops (lnCPUE)(bay scallops/minute) for areas south of Bogue Sound in October, 2009-2019. Target opening estimates and progressive triggers are not defined for this region until sampling is expanded and a longer time series is established.

STATE-MANAGED SPECIES – BAY SCALLOP

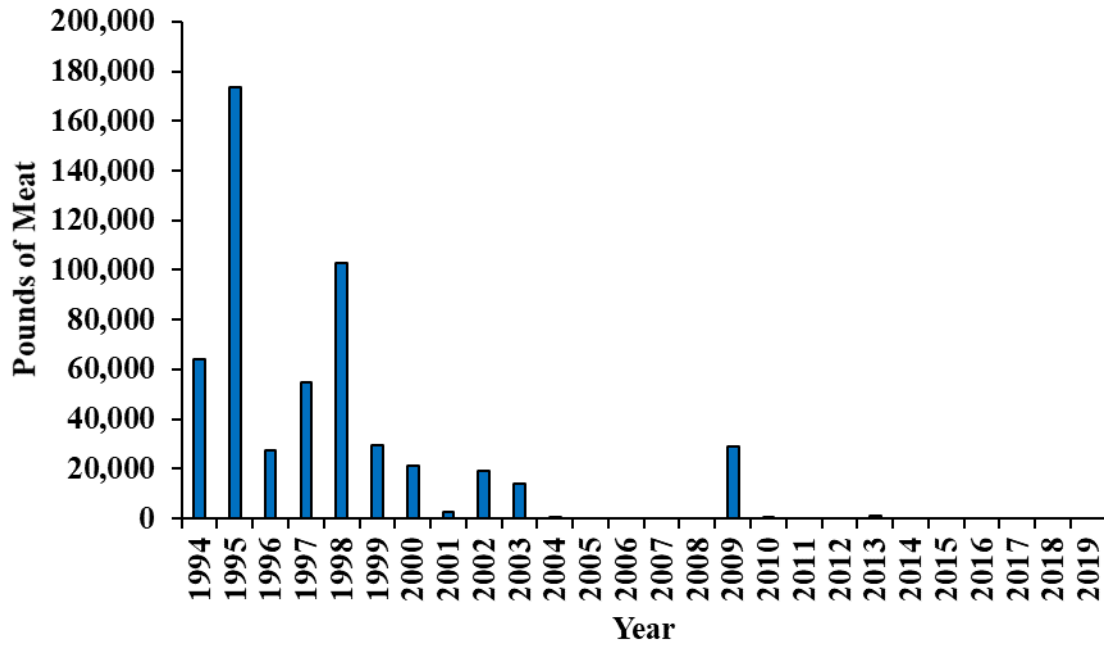


Figure 4. Bay scallop landings (pounds of meat) in North Carolina, 1994-2019. Landings occurred in 2010 and 2013 but are not evident in the figure due to the scale required to show the range of landings for the time series.